



Media Guide



FRONT OFFICE

Organizational Directory	3
Ownership	
Peter Angelos	10
Investors	13
Front Office	
John Angelos	14
Bob Ames	16
Lou Kousouris	16
Neil Aloise	17
Gred Bader	17
Marco Gentile	18
Mike Hoppes	18
David Rovine	19
Dan Duquette	19
Brady Anderson	21
Lee Thomas	21
Fred Ferreira	22
Brian Graham	22
Tripp Norton	23
Kent Qualls	24
Gary Rajsich	24
Ned Rice	25
John Stockstill	25
Staff Headshots	26

Orioles REACH.....31

MANAGER AND COACHES

Buck Showalter.....	46
Coaches	50
Behind the Scenes	61

PLAYERS

2014 Player Biographies.....	68
40-Man Roster & Spring Training Invitees ..	206

2013 YEAR IN REVIEW

Summary	210
Day-by-Day	215
2013 O's Transactions	217
Major League Standings	221
Batting/Pitching Stats	222
O's vs. Opponents	223
Orioles Odds & Ends	223
Miscellaneous Stats	223

OPPONENTS

All-Time Records	226
Record in Each Ballpark	227
Opponent Information by Team	228

MINOR LEAGUES

Baseball Operations Directory &	
Affiliates' Records	258
Scouts	259
First Year Player Draft/1st Round Picks.....	260
Minor League Staff	261
Minor League Schedules	268
Affiliates & Staff	270
Player Bios, Stats & Highlights	302

RECORDS AND HISTORY

Record and Standings, '54-'13	372
Home-Road Record, '54-'13	373
Year-by-Year Batting Leaders	374
Year-by-Year Pitching Leaders	375
Career Pitching & Batting Leaders	376
Season Top 10 Batting Performances	377
Season Top 10 Pitching Performances.....	378
.300 Hitters, 30-HR & 100-RBI Seasons ...	379
RBI Leaders by Week/Month	379
Individual Batting Records, Game	380
Individual Batting Records, Season	381
Club Batting Records	382
Individual Home Run Records	383
Eutaw St. Home Runs	384
Club Home Run Records	385
Grand Slams, Current O's	386
Grand Slams, All-Time O's	387
Individual & Club Pitching Records, Game ...	388
20-Game Winners	388
Individual Pitching Records, Season	389
Club Pitching Records, Season	390
Low & No-Hit Games By/Vs. O's	390
Near No-Hitters	391
Club Fielding Records	391
Individual AL & ML Fielding Records	392
Triple Plays & Gold Gloves	393
General Club Records	394
All-Time Roster	395
O's Major Award Winners	407
O's All-Star Game Selectees	408
All-Star Game Notes	409
Post-Season Notes & History	409
History of Baseball in Baltimore	420
National Baseball Hall of Fame & Museum.....	423
Orioles Hall of Fame	424
Herb Armstrong Award Winners	425
Most Valuable Orioles.....	426
Retired Numbers - #4 Weaver, Earl	427
Retired Numbers - #5 Robinson, Brooks	428
Retired Numbers - #8 Ripken Jr., Cal	429
Retired Numbers - #20 Robinson, Frank	430
Retired Numbers - #22 Palmer, Jim	431
Retired Numbers - #33 Murray, Eddie	432



ORIOLE PARK AT CAMDEN YARDS

The History of OPACY	434
Field, Dimensions, Warehouse	435
Memorial Wall, Sports Legends, Entertainment System	436
Foul Poles, Seating Capacity & Parking	437
Improvements to OPACY	438
Firsts at OPACY, Tours & Ground Rules	440
Year-By-Year Attendance Information	441
Attendance Notes	442
Attendance Records	443
Record Crowds	444

MEDIA

Orioles Public Relations Department	446
BBWAA & O's Radio Network	447
TV Info & Orioles Broadcasters	448
Spring Training Info	453
Spring Training Schedule	454
OPACY Seating Chart	455
2014 Orioles Schedule	457

INFORMATION BOXES

WINS & LOSSES

All-Time Record By Month	61
Orioles Managers All-Time Record	49

PITCHING

Going, Going, Gone	57
Most Saves by Rookie Pitchers	168
Now Pitching	103
Oh, What a Relief	126
Pitching Coaches	60

HITTING

20-20 Club	381
All-Time HR Leaders at OPACY	148
Hitting for the Cycle	380
Club Batting	382
Inside-the-Park HRs	419
Leading Active HR Hitters vs. O's	117
Longest Home Runs at OPACY	383
Position Leaders, HR & RBI	426

AWARDS

Brooks Robinson Award	191
Cal Ripken Sr. Award	278
Elrod Hendricks Award	286
Ford C. Frick Award	453
Jim Palmer Prize	201
Minor League Players of the Year	271
Monthly Award Winners	104
Roberto Clemente Award	136
Russo Award	259
Silver Slugger Award Winners	123

MISC

50/100 Millionth Fan	444
All In The Family	132
Babe Ruth Birthplace & Museum	79
Birds' Biggest Deal	150
Born to be an Oriole	95
Coaching Tenures	57
Did You Know???	150
Elrod Hendricks	57
Exhibition Games Attendance	454
Expansion Losses	281
Head Athletic Trainers	61
Making the Last One Count	170
Oldest Players in Orioles History	182
One-Time Orioles, One-Time Major Leaguers	175
Oriole Advocates	214
Oriole DH's (sales volunteers)	214
Pre-Game Workout Schedule	442
Presidential Visits	53
Youngest Players in Orioles History	144

© Baltimore Orioles, LP, 2014

Produced by:

Jeff Lantz, Jay Moskowitz,
Amanda Sarver, Zach Weber, Greg Bader,
Julie Ludwig, Dusten Wolff, Jeff Orner
The Baltimore Orioles Public Relations Department

Statistical Data provided by:

MLB Information Systems, Elias Sports Bureau
Howe Sportsdata, Stats Inc.
Society for American Baseball Research,
Baseball Reference

Photo Credits:

All photos courtesy of Todd Olszewski except:
Getty Images, Phil Peters, Dan Kucin

Printing by:



Glen Burnie, MD
Printed in the USA



EXECUTIVE MANAGEMENT

CHAIRMAN OF THE BOARD/CHIEF EXECUTIVE OFFICER	PETER ANGELOS
EXECUTIVE VICE PRESIDENT	JOHN P. ANGELOS
GENERAL COUNSEL	H. RUSSELL SMOUSE

BUSINESS/ADMINISTRATION

EXECUTIVE VICE PRESIDENT AND CHIEF FINANCIAL OFFICER	ROBERT A. AMES, CPA
VICE PRESIDENT/SPECIAL LIAISON TO CHAIRMAN	LOU KOUSOURIS
EXECUTIVE ADMINISTRATIVE ASSISTANT	JEN TILLMANN
EXECUTIVE ADMINISTRATIVE ASSISTANT	COLLEEN GELLATLY

FINANCE

VICE PRESIDENT, FINANCE	MICHAEL D. HOPPES, CPA
MANAGER, FINANCE	CAROLE BOHON
SENIOR ACCOUNTANT	J. ELENA ARELLANO, CPA
FINANCIAL ANALYST	KAYE LAKER
FINANCIAL ANALYST	JOE LICHTFUSS
TICKET OFFICE ACCOUNTANT	JOAN WALSH
MANAGER, ACCOUNTS RECEIVABLE	KIM YANCHESKI
MANAGER, PAYROLL	PAMELA NOWICKI
MANAGER, ACCOUNTS PAYABLE	DIANE SCHMITT

ADMINISTRATION

DIRECTOR, HUMAN RESOURCES	LISA TOLSON, PHR
HUMAN RESOURCES SPECIALIST	WENDY MORRISON, PHR
HUMAN RESOURCES & ACCOUNTING ASSISTANT	CINDY DUMAS
DIRECTOR, INFORMATION SYSTEMS	JAMES L. KLINE
DESKTOP SUPPORT MANAGER	JOE PETRALIA
DESKTOP SUPPORT COORDINATOR	SHARON DANIELS
INFORMATION SYSTEMS ADMINISTRATOR	MARCY M. ZERHUSEN
MERCHANDISING MANAGER	JAMIE BELL
PURCHASING MANAGER	LINDA ASHAUER
STORE MANAGER, YORK PA	KELLY BARTH



BASEBALL OPERATIONS

MAJOR LEAGUE BASEBALL OPERATIONS

EXECUTIVE VICE PRESIDENT, BASEBALL OPERATIONS	DAN DUQUETTE
VICE PRESIDENT, BASEBALL OPERATIONS	BRADY ANDERSON
SPECIAL ASSISTANT TO EVP OF BASEBALL OPERATIONS	LEE THOMAS
EXECUTIVE DIRECTOR, INTERNATIONAL RECRUITING	FRED FERREIRA
DIRECTOR, BASEBALL ADMINISTRATION	TRIPP NORTON
DIRECTOR, MAJOR LEAGUE ADMINISTRATION	NED RICE
MANAGER, BASEBALL OPERATIONS	BILL WILKES
COORDINATOR, TEAM TRAVEL	KEVIN BUCK
COORDINATOR, BASEBALL OPERATIONS	PAT DIGREGORY
EQUIPMENT MANAGER (HOME)	CHRIS GUTH
EQUIPMENT MANAGER (ROAD)	FRED TYLER
UMPIRE ROOM MANAGER	JIM TYLER
ASSISTANT EQUIPMENT MANAGER	IRVING "BUNNY" GERMAN

SCOUTING

DIRECTOR, PLAYER PERSONNEL	JOHN STOCKSTILL
DIRECTOR, SCOUTING	GARY RAJSICH
ASSISTANT DIRECTOR, PLAYER PERSONNEL	MIKE SNYDER
COORDINATOR, PROFESSIONAL SCOUTING	MATT KOIZIM
ADMINISTRATOR, SCOUTING	BRAD CIOLEK

PLAYER DEVELOPMENT

DIRECTOR, MINOR LEAGUE OPERATIONS	KENT QUALLS
DIRECTOR, PLAYER DEVELOPMENT	BRIAN GRAHAM
DIRECTOR, PITCHING DEVELOPMENT	RICK PETERSON
COORDINATOR, MINOR LEAGUE HITTING	JEFF MANTO
COORDINATOR, MINOR LEAGUE ADMINISTRATION	J. MARIA ARELLANO
COORDINATOR, PLAYER DEVELOPMENT	CALE COX

ANALYTICS

COORDINATOR, BASEBALL ANALYTICS	SARAH GELLES
COORDINATOR, VIDEO	MIKE SILVERMAN
COORDINATOR, ADVANCE SCOUTING	BEN WERTHAN



MEDICAL STAFF

HEAD ATHLETIC TRAINER	RICHIE BANCELLS
ASSISTANT ATHLETIC TRAINER	BRIAN EBEL
ASSISTANT ATHLETIC TRAINER	CHRIS CORRENTI
STRENGTH AND CONDITIONING COACH	JOE HOGARTY
TEAM PHYSICIAN/MEDICAL DIRECTOR	DR. WILLIAM GOLDINER
ORTHOPEDIST	DR. MIKE JACOBS
DENTIST	DR. GUS LIVADITIS
OPTOMETRIST	DR. ELLIOTT MYROWITZ

BUSINESS OPERATIONS

COMMUNICATIONS & MARKETING

VICE PRESIDENT, COMMUNICATIONS & MARKETING	GREG BADER
EXECUTIVE ASSISTANT, COMMUNICATIONS & MARKETING	LACEY BRAUER

PUBLIC RELATIONS

MANAGER, MEDIA RELATIONS	JEFF LANTZ
COORDINATOR, BASEBALL INFORMATION	JAY MOSKOWITZ
COORDINATOR, PUBLIC RELATIONS AND NEW MEDIA	AMANDA SARVER
PUBLIC RELATIONS ASSISTANT	ZACH WEBER
TEAM PHOTOGRAPHER	TODD OLSZEWSKI
PHOTOGRAPHY ASSISTANT	MATT HAZLETT
GRAPHIC DESIGNER	JULIE LUDWIG
GRAPHIC DESIGN ASSISTANT	DUSTEN WOLFF

COMMUNITY RELATIONS & PROMOTIONS

DIRECTOR, COMMUNITY RELATIONS & PROMOTIONS	KRISTEN SCHULTZ
MANAGER, PROMOTIONS & PROGRAMS	ANASTASIA DASKALAKIS
MANAGER, SPECIAL EVENTS	BAILEY FRYE
COORDINATOR, COMMUNITY RELATIONS	MATTHEW DEATH
COORDINATOR, MARKETING	BRIAN MEYER
COMMUNITY RELATIONS ASSISTANT	CHRISTINA ZIZOS

ORIOLES ALUMNI

DIRECTOR, ORIOLES ALUMNI	BILL STETKA
MANAGER, ALUMNI AFFAIRS	STEVE FREEMAN
ALUMNI AFFAIRS ASSISTANT	JENNIFER STEIER



Baltimore **ORIOLES**

ORIOLES PRODUCTIONS

DIRECTOR, ORIOLES PRODUCTIONS	MIKE STASHIK
MANAGER, IN-GAME ENTERTAINMENT	BRYAN KRANDLE
PRODUCER, ORIOLES PRODUCTIONS	BEN EPSTEIN
VIDEO GRAPHICS COORDINATOR, ORIOLES PRODUCTIONS	JOSEPH KANE III
COORDINATOR, GAME ENTERTAINMENT	HEATHER TURNOUR
PRODUCTION SPECIALIST	JOHN TILLMANN
ASSISTANT COORDINATOR, GAME ENTERTAINMENT	KAREN RIDDLE
PUBLIC ADDRESS ANNOUNCER	RYAN WAGNER
SENIOR GAME STAFF	CARL BIRKMEYER, JOE BOWERS, ED CHARIK, PETE HOLDEN, BOB POPIK, DIANE STEFANICK, SAM WILLIAMS

CORPORATE PARTNERSHIPS

VICE PRESIDENT, CORPORATE PARTNERSHIPS	MARCO GENTILE
SENIOR MANAGER, CORPORATE PARTNERSHIP SALES	RAY NAIMOLI
MANAGER, CORPORATE PARTNERSHIP SALES	BILL MARRIOTT
SENIOR MANAGER, PARTNERSHIP MARKETING	CATHY JEROME
SENIOR COORDINATOR, PARTNERSHIP MARKETING	LAURA SCHIELL
COORDINATOR, CORPORATE PARTNERSHIPS	GABI TAPKAS
COORDINATOR, PARTNERSHIP MARKETING	ADAM COOPER

FLORIDA OPERATIONS

VICE PRESIDENT, ORIOLES-SARASOTA	DAVID ROVINE
DIRECTOR, OPERATIONS	TREVOR MARKHAM
MANAGER, FACILITIES OPERATIONS	RICK MEYER
FACILITIES OPERATIONS ASSISTANT	CARROL POYNTER
FLORIDA OPERATIONS ASSISTANT	TRACEE CHAPMAN
MANAGER, SPONSORSHIP SALES	AMY TUTEN
MANAGER, CATERING & SUITE SALES	KIRSTEN LADENDORF
MANAGER, TICKET OPERATIONS	SCOTT MOUDRY
HEAD GROUNDSKEEPER	DAN THOMAS
GROUNDSKEEPER	GARY STRETCH
GROUNDSKEEPER	BOB KULL
GROUNDSKEEPER	LUIS AGUAYO
GROUNDSKEEPER	JOHN ROBERTSON
GROUNDSKEEPER	DALTON YANCEY

Front **OFFICE**



TICKETING & FAN SERVICES

VICE PRESIDENT, TICKETING & FAN SERVICES	NEIL ALOISE
ASSISTANT DIRECTOR, SALES	MARK HROMALIK
MANAGER, TICKETING	AUDREY M. BROWN
MANAGER, BOX OFFICE	ZACH BROWN
MANAGER, PARTY FACILITIES	CORY DANIELE
MANAGER, NEW SALES	MATT DOUGHERTY
MANAGER, SUITE SALES	MATTHEW P. DRYER
MANAGER, SYSTEMS INVENTORY & REPORTING	STEVE KOWALSKI
MANAGER, SEASON PLAN SALES	SCOTT ROSIER
MANAGER, FAN SERVICES	BUD VERGE
COORDINATOR, TOURS	SUE ELLEN HICKMAN
COORDINATOR, PRINTING	JANICE KEMPER
COORDINATOR, PARTY FACILITIES	ELYSE ROWAN
COORDINATOR, PROCESSING	CHRISSIE WERZINSKY
ACCOUNT EXECUTIVE	PATRICK FIELDS
ACCOUNT EXECUTIVE	SEAN FOY
ACCOUNT EXECUTIVE	RYAN KREISSIG
ACCOUNT EXECUTIVE	DERON MARCHANT
ACCOUNT EXECUTIVE	BRETT RITCHEY
SEASON PLAN SALES REPRESENTATIVE	BARRY BINGAMAN
SEASON PLAN SALES REPRESENTATIVE	RYAN D. FOX
SEASON PLAN SALES REPRESENTATIVE	CARLOS GOLLAHON, JR.
SEASON PLAN SALES REPRESENTATIVE	JASON MATHIAS
SEASON PLAN SALES REPRESENTATIVE	JOYCE J. NOTO
SEASON PLAN SALES REPRESENTATIVE	JACQUELINE LEE OLUP
SEASON PLAN SALES REPRESENTATIVE	ERIC WICKENHEISER
GROUP SALES REPRESENTATIVE	SHAWN BARLETTA
GROUP SALES REPRESENTATIVE	TEHYA MOCKAPETRIS
GROUP SALES REPRESENTATIVE	REN R. WECHSLER
GROUP SALES REPRESENTATIVE	MEGAN O'LEARY WRIGHT
MAIN RECEPTIONIST	JOI ADAMS
ADMINISTRATIVE ASSISTANT	TRACY SILWICK



Baltimore ORIOLES

SENIOR STAFF

KAREN BAER, JIM CARNAGGIO, JOE CARNAGGIO, ENA CLARKE, BOB COONEY,
MARY DURHAM, ERIC FEINBLATT, PAM FIELDS, TISH GARRETT, MICHAEL HEID,
THOM HITZELBERGER, KANDY KEPNER, CHERYL LAWRENCE, PATRICIA NEDD, SUSAN ROWELL,
DON SAPP, JANINE SHEELER, DAVID TUMMINELLO

FAN SERVICES REPRESENTATIVES

DEBBIE COLE, STEPHEN FISHER, SHARON HUNT, MARTIN JOSIE,
BRAD KIRKLEY, MARK NOWICKI, MARTY SHIFRIN

TICKET SERVICE REPRESENTATIVES

ERIN GANNON, KEVIN McNAMARA, NICK MEUSEL,
CAITLIN PELLETTIERE, SARAH OSTRANDER

BALLPARK OPERATIONS

DIRECTOR, BALLPARK OPERATIONS

KEVIN CUMMINGS

MANAGER, EVENT OPERATIONS

ALISON McAVOY

MANAGER, BALLPARK OPERATIONS

JACK WEBB

MANAGER, MAIL ROOM OPERATIONS

LAMONT WILLIAMS

MAIL ROOM ASSISTANT

MAKO ALEXANDER

HEAD GROUNDSKEEPER

NICOLE McFADYEN

ASSISTANT GROUNDSKEEPER

THOMAS KIRSCH

FOOD SERVICES

DIRECTOR, FOOD SERVICES

THOMAS ORSZULAK



Front OFFICE



IN MEMORIAM




Monica Pence Barlow

Monica Pence Barlow began her career with the Orioles in 1999 as an intern in the Public Relations department. She was later named Director of Public Relations in 2008, becoming one of the few women to hold that role in Major League Baseball. Monica passed away on February 28, 2014 at the age of 36 due to complications from non-small cell lung cancer. Monica continued to work and live her life to the fullest, even after her diagnosis of Stage IV lung cancer in August of 2009. She had a passion for the outdoors, animals (particularly her miniature Dachshund, Dasher), and for farming (she grew up on a farm in Port Republic, VA). Her husband, Ben, her faith, and her love of the Baltimore Orioles served as her inspiration.

Upon her death, Orioles Managing Partner Peter Angelos issued the following statement: "In her 14 years with the club, Monica was a beloved member of the Orioles family, starting as an intern and becoming Director of Public Relations. Over the past four and a half years, the work Monica did to raise awareness and funds for cancer research was a testament to her dedication to helping others. The strength and resiliency she displayed by not letting her illness define her was a great inspiration to all who knew her. Her loss will be felt deeply by not only our front office staff, but also our manager, players, and coaches, with whom she worked on a daily basis."

IN MEMORIAM



Paul Blair

Regarded as the best defensive outfielder in team history, Paul Blair passed away in December 2013 at the age of 69. Blair spent 13 of his 17 major league seasons with Baltimore, winning two World Series and eight Gold Gloves during his time with the team. Known for his shallow play in center field, speed and highlight reel catches, Blair caught the final out to clinch the Orioles' first World Series championship in 1966 and led the team in the 1970 World Series with a .474 average in Baltimore's victory over the Cincinnati Reds. He played for the New York Yankees and Reds after leaving the Orioles, ultimately winning two more World Series championships during his time in New York. After retirement, Blair coached baseball at Fordham University and Coppin State. Inducted into the Orioles Hall of Fame in 1984, Blair made the Baltimore area his permanent home and made regular appearances on behalf of the organization in the community and at the ballpark.

Orioles Managing Partner Peter Angelos issued the following statement following Blair's death: "It is with great sadness that we learned of Paul Blair's passing. Paul was a key member of many of the Orioles' most memorable and successful teams, as his contributions at the plate and his Gold Glove defense in center field helped the club to two World Series and four AL pennants. After his on-field career, Paul made the Baltimore area his home and stayed involved with the organization through his appearances in the community and at the ballpark."



Baltimore **ORIOLES**



Peter ANGELOS

MANAGING PARTNER

Peter Angelos, the Principal Owner and Managing Partner of the Baltimore Orioles, has brought dynamic leadership to the ballclub and to the community since he and his fellow investors restored the team to local ownership in August, 1993.

Under his 21-year stewardship, the Orioles have reached the American League Championship

Series twice and the playoffs three times, led the league in attendance five times – the first times in franchise history – and hosted such historic occasions as the first games between a Major League Baseball team and Cuba in nearly 40 years and Cal Ripken's 2,131st consecutive game. In a testament to the enduring popularity of the team, in 2008 the Orioles welcomed their 100 millionth fan in franchise history and Oriole Park at Camden Yards welcomed its 50 millionth fan in just 17 seasons. Opened in 1992, Oriole Park is the ballpark which reached the 50 million fan milestone in the shortest period of time in the history of baseball.

The Orioles' ownership has committed to building a winner by rebuilding the farm system with young talent and utilizing analytics to identify complementary players. Under Mr. Angelos, the Orioles have dramatically increased their stake in scouting and player development, both in the United States and internationally. Executive Vice President of Baseball Operations Dan Duquette and his staff are paving the way to a new era of Orioles baseball designed to further fortify the player development and scouting areas while building on the talent already at the major league level. This commitment paid off in 2012, when players scouted internationally, including Miguel Gonzalez and Wei-Yin Chen, combined with homegrown talent to help the Orioles to the American League Wild Card and a trip to the Division Series. A second straight winning season followed in 2013, with the Orioles in playoff contention until the final week of the regular season.

In addition, Mr. Angelos' vision in creating the Mid-Atlantic Sports Network maintained the integrity of the Orioles television territory. In conjunction with Major League Baseball's relocation of the Nationals in Washington, D.C., Mr. Angelos, refusing to allow the division or diminution of the Orioles' exclusive television territory, offered instead to share the Orioles' exclusive television territory with the Nationals and to form a jointly owned regional sports network that would professionally produce and present the games, shows, and programming of both teams throughout the Baltimore-Washington metropolitan area and the seven-state region served by MASN.

Orioles games are now distributed to a larger audience than ever, as the network is available to more than 7.4 million households from Harrisburg, Pennsylvania to Charlotte, North Carolina. The network introduced pregame and postgame shows for every game and recruited Emmy award-winning, network-caliber broadcast teams, which include Hall of Famers and World Series MVPs. While the Orioles maintain a majority ownership interest in the network, MASN treats both teams equally in all matters. In 2014, the network began its tenth year televising Washington Nationals games and its eighth season as the Orioles' television outlet as part of its 24-hour programming schedule.

In addition to televising every available Nationals and Orioles game, Mr. Angelos wanted the network to highlight local collegiate programs whose games had not previously been televised. Many local Maryland schools are among the 100 NCAA football and basketball games televised by MASN every year.

Mr. Angelos has been an industry leader in professional baseball and has helped strengthen the national pastime. He was the only owner to serve on the committee that negotiated the historic 2002 labor agreement between Major League Baseball and the MLB Players Association – the first such agreement without a strike in the 30-plus years of labor negotiations between the groups. His involvement in those labor negotiations was hailed by both sides. Major League Baseball and the MLB Players Association were able to reach a five-year agreement without a strike, the first settlement without a work stoppage since the rise of the players' labor movement in 1969, setting the stage for a second such agreement in the fall of 2006.

The Orioles owner also has taken the lead in helping utilize baseball as a bridge among people. He spearheaded the effort to have the Orioles and a team of Cuba's best players engage in an historic two-game series in the two countries, a match-up viewed as a way to transcend politics and bring about closer cultural and social ties between the people of the United States and Cuba. He also helped to develop the first baseball team to represent Greece in Olympic baseball competition at the 2004 Olympics in Athens and thereafter to establish baseball on a permanent basis for Greek youth. This effort was done in compliance with Commissioner Bud Selig's program to extend the internationalization of baseball.

Front **OFFICE**



At Oriole Park at Camden Yards, Mr. Angelos has taken constructive steps off the field to enhance the fan experience. In order to keep baseball games an affordable family experience, Angelos has insisted the club offer a range of ticket pricing. Furthermore, at his direction, Oriole Park maintains one of the most liberal food policies in all of professional sports, allowing outside food and beverages to be brought into the stadium. Despite an industry-wide trend towards selling stadium naming rights, Angelos has been steadfast in maintaining the integrity of Oriole Park at Camden Yards. In 2012, the fan experience was further enhanced by the addition of the Orioles Legends sculpture garden in the bullpen picnic area; the installation of the Roof Deck overlooking centerfield, a popular place for fans to gather and enjoy a unique ballpark view; and the lowering of the wall on the Flag Court, making it easier for fans to watch the game from this location.

In addition to building a club fans can be proud of, Mr. Angelos has overseen the efforts of the Orioles to make significant contributions to the community, particularly for children. Under Mr. Angelos' direction, the club launched OriolesREACH in 2007 to centralize its community relations initiatives in an effort to better reach those who needed the most assistance. Over 12,000 children experience a game at Oriole Park each season thanks to the OriolesREACH Gameday Experience Program, which provides complimentary tickets, transportation, concessions and souvenirs to those who might otherwise not be able to attend a game. Other annual OriolesREACH initiatives include the Food Drive, Blood Drive, Equipment Drive and Kids Holiday Party, among other diverse and meaningful programs.

Through cash contributions, ticket and memorabilia donations, club resources and promotion, over 800 non-profit groups are aided by the Orioles each year. The Orioles Charitable Foundation has contributed to organizations such as the Salvation Army, the Cal Ripken Sr. Foundation, the National Kidney Foundation, House with a Heart, Junior Advancement and the Leukemia and Lymphoma Society Brain Gala. Also among recipients of Orioles support is the John Steadman Cancer Initiative, which raises funds for cancer research and awareness in memory of the longtime Baltimore sportswriter who succumbed to the disease in 2001. Through its foundation and client contributions, the Orioles have donated millions of dollars to various charitable causes, including for the 16th straight year being sponsors of the Baltimore Symphony Gala. Earlier this year, the Orioles partnered with the American Heart Association (AHA) to serve as event chair for the 30th Annual Baltimore Heart Ball, becoming the first professional sports team to lead such an effort since the AHA's founding in 1924. The event raised a record-setting \$810,000 to benefit breakthroughs in cardiovascular disease research, education programs and advocacy efforts. A considerable portion of the funds are directed to local institutions such as Johns Hopkins and the University of Maryland.

The son of Greek immigrants, Mr. Angelos was born July 4, 1929 in Pittsburgh, PA. The family moved to Baltimore and he was raised in the industrial neighborhood of Highlandtown in East Baltimore. He graduated from Patterson Park High School and from the University of Baltimore, where he was valedictorian of his class at the School of Law. An attorney since 1961, he has built the Law Offices of Peter G. Angelos, P.C., into one of the nation's leading personal injury law firms representing the victims of harmful products. Throughout his legal career, Angelos has been a champion for ordinary citizens and has taken on some of the most powerful corporations in the country, including asbestos manufacturers, the tobacco companies and the pharmaceutical industry.

Mr. Angelos, who was elected to and served on the Baltimore City Council from 1959 to 1963, has long been active in civic and community endeavors. He currently is Chairman of WestSide Renaissance, Inc., the non-profit organization of civic leaders that is spearheading the \$1 billion revitalization of Downtown Baltimore's west side. He also is a board member and major benefactor of Charles Street Development Corp., which is working to enhance Baltimore's historic avenue. In this regard, he has entered into a unique partnership with the Johns Hopkins University School of Continuing Studies to ensure they maintain its presence in the downtown area with a building at Charles and Fayette Streets devoted to business education.

Mr. Angelos serves as a member of the board for a number of colleges, hospitals and civic organizations and has been widely honored for his commitment to higher education and civic causes. He has received honorary doctorate degrees from Mount Saint Mary's College, Loyola College of Maryland and the University of Baltimore. He is a member of the Business-Higher Education Forum, the Supreme Court Historical Society, the American Academy of Achievement and the Ellis Island Medal of Honor Society. He is a recipient of the AFL-CIO Social Justice Award.

Mr. Angelos is also a strong supporter of the Reginald F. Lewis Museum of Maryland African American History and Culture. He serves on the Baltimore museum's Board of Directors and, in addition giving personal financial support, was instrumental in helping the museum secure funding from the state of Maryland.

In 2008, he made a \$5 million, dollar-for-dollar matching pledge to support the construction of a new 190,000 square foot law school building that opened in April 2013 as part of the John and Frances Angelos Law Center at the University of Baltimore Law School. In both 2010 and last year, Mr. Angelos donated an additional \$5 million to his alma mater, bringing his total contribution to the project to \$15 million. Mr. Angelos also donated \$1 million to the University of Baltimore School of Law in 2013 to support

FRONT
OFFICE

FRONT
OFFICE

ORIOLES
REACH

MANAGER &
COACHES

2014
ORIOLES

2013
IN REVIEW

OPPONENTS

MINOR
LEAGUES

RECORDS &
HISTORY

ORIOLE PARK

MEDIA

ORIOLES
REACH

MANAGER &
COACHES

2014
ORIOLES

2013
IN REVIEW

OPPONENTS

MINOR
LEAGUES

RECORDS &
HISTORY

ORIOLE PARK

MEDIA



Baltimore ORIOLES

the academic partnership between the law school and historically black colleges and universities, an initiative renamed for his sister, the Fannie Angelos Program for Academic Excellence.

In 2013, Mr. Angelos and his wife, Georgia, donated \$2.5 million to St. Agnes Hospital in Baltimore for the Angelos Medical Pavilion, a new medical building featuring an expanded cancer institute that opened in the spring. This past November, Mr. Angelos also contributed \$2.5 million to Franklin Square Hospital for the construction of the Angelos Center for Lung Diseases, a new lung disease treatment center that marked the largest gift in the hospital's history. The new facility will open in the spring of 2014.

Mr. Angelos also serves as a Member of the Board of the following institutions and foundations: Johns Hopkins University; University of Maryland Medical Systems Corporation; St. Joseph Medical Center Foundation; George Meany Center- National Labor College; Loyola College in Maryland; and the Baltimore Symphony Orchestra. He is a member of The Johns Hopkins Medicine Board of Visitors, the Advisory Board of the University of Baltimore School of Law and the Board of Visitors of the University of Baltimore. Mr. Angelos is also an active supporter of the Amyotrophic Lateral Sclerosis (ALS) Association and was the first ever \$1 million donor to the United Way's Central Maryland chapter.

The Baltimore Urban League presented him with its Whitney Young, Jr. Memorial Award for his commitment to furthering the quality of life for the citizens of Greater Baltimore. He also has been honored by the NAACP, the Associated Black Charities of Maryland and the Johns Hopkins Allen L. Berman University Real Estate Institute. In 1998, the Baltimore Sun named Peter G. Angelos as its Man of the Year and in 2013, he was selected as an Influential Marylander for Philanthropy by the Maryland Daily Record.

Mr. Angelos and his wife have two sons, John and Louis. John is an Executive Vice President with the Orioles and MASN, while Louis is an attorney with the Law Offices of Peter G. Angelos.

OWNERSHIP OF THE ORIOLES

On October 4, 1993, American League owners unanimously approved the sale of ownership of the Orioles from then-principal shareholder Eli S. Jacobs to a group of investors led by Baltimorean Peter Angelos. The sale placed the Orioles in local hands for the first time since 1979, when Jerold C. Hoffberger, representing his family, which owned a controlling interest in both the Orioles and the National Brewing Company, sold the franchise to prominent Washington attorney Edward Bennett Williams.

From October 29, 1953, when the transfer of the St. Louis Browns franchise became official until Williams purchased the club late in 1979, the Baltimore Baseball Club, Inc. was publicly held and was operated by a group of Baltimore investors which owned a majority share of the BBCI. Among those who played key roles in the operation of the franchise during that 26-year period were: Former chief executives Clarence Miles, who organized the group that secured the St. Louis Browns for Baltimore and who served as the club's first president; James Keelty, Jr.; Joseph A. W. Iglehart; and Jerry Hoffberger, as well as longtime club treasurer Zanvyl Krieger ('58-'79).

IN MEMORIAM



John Laporte

John H. "Jack" Laporte, Jr. was an Orioles investor, T. Rowe Price portfolio manager, and philanthropist, who passed away in August 2013. Laporte was among the original group of investors led by Peter Angelos who purchased the team in 1993.

Upon graduating the Harvard Business School with a master's degree in business in 1969, Laporte began working at Pershing & Company in New York City. In 1976, Laporte began working for T. Rowe Price, and, after nearly a decade in equity research, LaPorte began managing portfolios in 1984. He later became the longest-tenured manager of the New Horizons Fund, managing the fund from 1987 until he stepped down in March 2010.



IN MEMORIAM



Tom Clancy

A lifelong Baltimore resident, Tom Clancy was an insurance agent with a passion for naval history in the mid-1980's who had always dreamed of writing a novel. His first effort, *The Hunt for Red October*, received national acclaim. From that point forward, Clancy established himself as a master author of military thrillers, with 17 of his 28 novels appearing on the New York Times bestsellers list.

Clancy's passion for sports matched his love of writing and military affairs. He joined Peter Angelos as a major investor in his hometown team in 1993 and remained connected with the Orioles until his passing in October 2013. Upon his death, Peter Angelos issued the following statement: "For decades, Tom Clancy entertained millions with his novels and enjoyed producing no fewer than seventeen best-sellers. He was an extraordinary storyteller who had an ability to keep readers on the edge of their seats. His passion for the military was evident in his efforts to ensure that the men and women who serve our country were properly recognized for their service and commitment."

While he achieved international acclaim as a celebrated author, Tom, a proud Baltimorean, was a devoted Marylander, a treasured friend, and a valued partner and advisor in the Orioles ownership group. He was a regular presence at Oriole Park and enjoyed talking about baseball, the ballclub and its operations. We are deeply saddened by Tom's passing. He will be missed but long remembered."

ORIOLES INVESTORS



Wanda T. King
President,
The Calverton School



Harvey M. Meyerhoff
Chairman of the Board,
Magna Holdings, Inc.



David H. Bernstein
Chairman of the Executive
Committee of the Board of Directors,
Duty Free International, Inc.



Edward J. Brush
Attorney, Author, Educator



Barry Levinson
Motion picture producer,
writer and director



Pam Shriver
Professional tennis player
Network commentator



William P. Beatson
Owner,
The Beatson Companies



Alfred Tyler II
President,
Weston Investments, Inc.



George P. Stamas
Senior Partner, Corporate,
Kirkland & Ellis, LLP



James S. Riepe
Senior Advisor/Retired Vice
Chairman, T. Rowe Price
Associates



Wayne R. Gioioso, Sr.
Owner, Gioioso Investments



Jack B. Dunn, IV
President and Chief Executive
Officer, Forensic Technologies
International Corp.



John P. ANGELOS
EXECUTIVE VICE PRESIDENT

Now in his 21st season with the Orioles, John Angelos is responsible for the general business operations of the club. In addition, Angelos has been involved since 2001 in the planning, development, and launch of the Mid-Atlantic Sports Network (MASN), the regional sports and entertainment television network owned in partnership with the Washington Nationals, and he has been responsible since 2005 for the full-time launch and now oversight of the twenty-four hour, year-round television network.

During the past decade, Angelos has worked to enhance every facet of the club's business operations. In addition to overseeing general operations, ranging from sales and marketing to venue operations to broadcasting and building the Orioles valued brand as a regional force, Angelos has in particular focused upon expanding the reach, activation, and revenue potential of the Orioles' various television, radio, mobile and internet multimedia platforms. In 2010, Angelos was recognized by Sports Business Journal as one of ten top "decision-makers" in the United States with regard to the growth of online streaming of sports content for his vision and understanding of the economics of sports marketing and content distribution. Angelos' focus has been on delivering Orioles and MLB branded content to fans across the Orioles seven state media territory using all media platforms.

Angelos expanded the Orioles radio platform in 2006 by launching the Orioles Radio Network, the franchise's in-house radio arm, bringing the club comprehensive control of all aspects of its network affiliate distribution, programming development, sales and sponsorship revenues, and marketing and development of the Orioles brand on the radio platform. The move brought new and enhanced programming, revenues and co-marketing opportunities for Orioles partners. Through this aggressive expansion of the Orioles radio presence, the club was able to triple the number of stations distributing the Orioles Radio Network, which is now broadcast on over 35 affiliated stations reaching millions of listeners in seven Mid-Atlantic States.

Angelos played a pivotal role in planning, launching, expanding, and overseeing the Mid-Atlantic Sports Network from the earliest development stages through realization. From 2002, by virtue of his oversight of the Orioles in-house television operations up to and through the planning stages for the club's future regional sports network, Angelos focused upon enhancing the club's outreach to fans and sponsors along its television platform through development of programming and content, distribution, and sales opportunities. In 2005 and 2006, Angelos was instrumental in executing the launch of MASN first as a games-only network and soon thereafter as a twenty-four hour per day, year-round television network that was to soon lead the regional sports television industry on numerous fronts, including in the fields of game production, live programming, technology, marketing, and affiliate distribution. By 2006, as COO of MASN, and as MASN established significantly expanded carriage throughout its designated seven-state territory, he spearheaded efforts to, for the very first time in the Mid-Atlantic region, carry one-hundred percent of the game schedule of both baseball clubs to sports viewers and later lead the charge to make every game carried on the network available in high-definition (HD) format. As a result, MASN became the leading regional sports network in the country in telecasting over 300 live MLB games in state of the art HD format. Under Angelos' watch, the network created originally produced, high quality pre-game shows, post-game shows, magazine format shows, and a variety of live and pre-packaged special programming and brought this programming for the very first time to the region's sports viewers.

Angelos recruited a high-profile, nationally recognized executive team and on-air talent team for all MASN game and show telecasts and oversaw the implementation by MASN's expert production team of important and unprecedented live television production enhancements at the regional sports network level that had typically been only experienced by viewers of national sports networks. In addition to telecasting all games in HD, these enhancements included the incorporation of "super-slo" motion cameras, remote field cameras, in-game player and manager interviews, live in-ballpark studio and off-site studio updates, and the integration of MASN's "Live-360 Degree" use of talent and content interchangeably across MASN's multiple television, internet, and mobile platforms as well as across the clubs' various radio, internet, and in-venue platforms.



Each of these enhancements was introduced to the region's MLB and sports fans on a regional sports network for the very first time by MASN. Angelos oversaw the creation and content development of the masnsports.com website, the creation of numerous strategic multimedia content sharing and co-marketing partnerships with several dominant television and radio stations and media entities in the Baltimore, Washington, D.C., and other regional markets, and the development of the launch marketing, on-air look and feel, and MASN's marketing and creative departments have consistently produced a compendium of award-winning on-air and off-air creative advertising and media marketing campaigns designed to launch the network, drive tune-in audience, and establish brand value and fan affinity for MASN. Under Angelos' direction, MASN's executive team of production and marketing experts were recognized on behalf of the network with 31 awards for creative and promotional excellence, including 24 Addy Awards, 6 Emmys, and the American Marketing Association's prestigious Award of Excellence.

Today, MASN is one of the leading regional sports networks in the United States, and the network is carried through television affiliate agreements on 25 cable, satellite, and telecom providers distributing MASN throughout a region that is the fourth largest combined media market in the country and that covers Maryland, Washington, D.C., Virginia, Delaware, West Virginia, and North Carolina. MASN's annual advertising sales revenue has quadrupled since the network launched in 2006, and audience levels have consistently grown year over year. MASN currently televises more live professional and college content than perhaps any regional television sports network with over 300 live MLB games, 500 live professional and college games combined, and over 700 live shows covering the MLB, NFL, and NCAA among other properties appearing on MASN.

In 2011, Angelos worked to successfully conclude an eight-year project that he personally led on behalf of the team to bring the Orioles and its fans a permanent Spring Training home in a modern, state of the art training facility in Sarasota, Florida. Angelos represented the club in numerous jurisdictions before both House of Representative and Senate legislative bodies in the State of Florida as well as before various County and City Commissions and other local bodies throughout the state while leading the club in first conceptual discussions and later negotiations with elected representatives and public officials, business leaders, Chambers of Commerce, State and County tourism representatives and hotel associations, and civic, charitable, and non-profit groups. Angelos negotiated directly with State, County, and local officials in executing and concluding the successful effort that authored a unique multi-dimensional public-private partnership proposal that called upon the State of Florida, Sarasota County, and the Orioles to create a partnership in Orioles Spring Training that would provide a state of the art scouting and player development facility for the team, economic activity and corporate citizenry and other benefits for the local community, and hundreds of millions of dollars in economic impact through spring tourism incubation for the Sarasota community and for the State of Florida.

Angelos' unique proposal, which included an industry-first multimedia marketing, promotion, and business-to-business incubation program hailed by local tourism, civic, and political officials for its activation of a sister-city relationship and as a driver of economic development and goodwill on behalf of the Orioles and MLB, and his stewardship of the project culminated in a comprehensive partnership agreement between the State of Florida, Sarasota County, the City of Sarasota, and the Orioles that both secured the team's place in Florida for many decades to come for the benefit of local residents and secured \$31.2 million in public funding and a new athletic development facility for the benefit of the team and its many fans. After only three seasons, the first of its kind public-private partnership has been hailed by media business publications, tourism experts and elected officials, and industry trade journals alike as having set a new standard in sports based tourism incubation and return on investment to municipal partners of sports teams as the partnership concept Angelos developed has delivered substantial benefits to the local host community of Sarasota County.

Angelos joined the Orioles organization in January 1994 and was involved in his early years with the club in a wide variety of sales, marketing, event operations and concessions areas. In the role of Executive Vice President of the club since 1999, Angelos' responsibilities expanded in that capacity to include all marketing and promotion, sales, broadcasting and media platforms, event operations, and general business oversight of the franchise. In 2001, as part of his broadcasting and media development role, Angelos participated in instituting and further developing Orioles Television, the in-house television production, sales, and distribution arm of the Orioles franchise that would later evolve into the full time regional sports television network MASN in 2005.

After graduating from the Gilman School in Baltimore, Maryland, Angelos received a B.A. in Political Science from Duke University and then earned a law degree (J.D.) from the University of Baltimore School of Law.



Baltimore ORIOLES



Robert AMES

EXECUTIVE VICE PRESIDENT AND CHIEF FINANCIAL OFFICER

Bob Ames is in his 21st year with the Orioles. He joined the Orioles in April 1994 after an eight-year stint with Waverly, Inc. in Baltimore. Prior to that he worked for the U.S. Government in their Chemical Research and Development Center. He was promoted to Orioles vice president in January 1999.

With the Orioles, Ames is responsible for accounting, administration, human resources, information systems, insurance, purchasing, retail sales and special projects.

Prior to joining the Orioles, Ames served as Treasurer of Waverly, Inc. While with Waverly he managed taxes, accounts receivable and credit and collections, as well as the treasury departments.

A native Baltimorean, Ames received a Bachelor of Science degree in Microbiology and an additional Bachelor of Science degree in Journalism/Public Relations (magna cum laude) from the University of Maryland in 1980. In 1987 he earned his Masters Degree in Finance from the University of Baltimore. Ames is a Certified Public Accountant and a Chartered Global Management Accountant (CGMA), and is a member of the Maryland Association of CPAs, the American Institute of CPAs, and the Society for Human Resources Management.

Ames resides in Churchville, MD, with his wife Linda, their daughter Kaitlin, and their son Benjamin. He has two other daughters, Emily, a nurse at Harbor Hospital, and Lyndsay, a dietician with WIC and wife of Benjamin Ranneberger, a Baltimore Fire Fighter. Lyndsay and Ben are expecting their first child in the fall.



Lou KOUSOURIS

VICE PRESIDENT/ SPECIAL LIAISON TO CHAIRMAN

Lou Kousouris joined the Orioles in February 1994. Now in his 21st season with the team, he was promoted to Vice President prior to the 1999 season. Kousouris has worked for Peter Angelos since 1981 in the real estate and hospitality industries.

After attending the Boys Latin School, Lou received a Bachelor's degree in Sociology from C.W. Post College in Greenvale, NY, where he played football and lacrosse. After graduation, he coached both of these sports on the high school and college levels. In addition, Kousouris coached youth lacrosse in Baltimore for more than 10 years.

Kousouris is very active in the community. He purchased Camp Puh'tok, a 501(c)(3) summer camp for children ages 6-16, in Monkton, Maryland. He also has served as chairman of The Salvation Army's Advisory Board for the Baltimore Area Command and has helped raise over \$4 million for Camp Puh'tok. In 2005, he was honored with The Salvation Army's "Others" award, joining a select few individuals nationally in recognition of his service and fundraising support to the organization.

In November 1998, Kousouris was instrumental in coordinating the 1958 Baltimore Colts Anniversary Banquet. Proceeds from the event benefited the Johns Hopkins University School of Medicine ALS (Lou Gehrig's Disease) research. He continues to assist the American Cancer Society, the Maryland Food Bank and numerous local non-profit organizations and schools in their fund-raising efforts.

A Baltimore native, Kousouris resides in Sparks, MD with his wife Pat. They have two children: Louis III, a West Point graduate and Army veteran who lives in Baltimore and works for a commercial real estate company; and Alexi, a graduate of the University of Georgia and of the University of Baltimore School of Law who serves as the Director of Camp Puh'tok.

Front OFFICE



Neil ALOISE

VICE PRESIDENT, TICKETING & FAN SERVICES

Neil Aloise was named Vice President of Ticketing and Fan Services in November 2012 after serving as the team's Director of Sales and Fan Services since 2007. He oversees all of the operational and customer service aspects of the ballpark experience, including ticketing, ballpark operations and food services.

Aloise originally joined the Orioles in 1998 as a part time Fan Services Representative. He also served as Box Office Manager from 2001-2004 and Assistant Director of Ticketing from 2005-2007.

A native of Bel Air, MD and graduate of Towson University, Aloise resides in Towson, MD.



Greg BADER

VICE PRESIDENT, COMMUNICATIONS & MARKETING

A member of the Orioles' organization since 1994, Greg Bader was named the club's Vice President of Communications and Marketing in November 2012. In his current role Bader oversees the club's marketing, advertising, public relations, broadcasting, publishing, productions and community relations efforts.

Bader began his Orioles career in 1994, working seasonally in public relations, ticketing and Orioles productions. He joined the club full-time in 1998 as a premium sales representative and serving as an assistant to club ownership on special projects, including VIP ticketing and the launch of the Exclusively Orioles premium ticket program. In 1999 Bader added spring training duties to his responsibilities, serving as Spring Training Coordinator and overseeing the club's operations in Fort Lauderdale until 2002.

In 2003 Bader was named advertising and affiliate relations manager, coordinating club advertising as well as relationships with minor league affiliates and later the Orioles Radio Network, which grew from 10 stations to over 40 within three years.

Bader was named Communications Director in January 2007, overseeing the team's public relations, advertising, broadcasting and publishing departments. During his time as communications director, Bader assisted in two radio flagship transitions and two brand identity transformations - the return of "Baltimore" to the team's road jerseys in 2009 and the return of a new cartoon bird in 2012.

A native of Baltimore, Bader graduated from the Gilman School and Trinity College (Hartford, CT) with a degree in Political Science. He resides in Bel Air, MD.





Baltimore **ORIOLES**



Marco **GENTILE**

VICE PRESIDENT, CORPORATE PARTNERSHIPS

Marco Gentile was named Vice President of Corporate Partnerships in January 2014. In his new role, Gentile oversees the corporate partnerships department, which includes sponsorship advertising sales and partnership marketing. He and his staff develop strategic, targeted and customized marketing solutions for new and returning corporate partners to enhance the relationship between the business community and the ballclub.

Gentile rejoins the Orioles after spending the previous six and a half years with the Washington Capitals Hockey Club, most recently as Senior Director of Corporate Sponsorship Sales. In addition to the Capitals, Gentile negotiated corporate partnerships for the entire Monumental Sports & Entertainment family, including the Wizards, Mystics and Verizon Center in Washington, DC.

A Baltimore native, Gentile spent the first decade of his career with the Orioles, starting as an intern in the club's fan services and promotions departments before moving into a full-time role in Corporate Sales. Gentile worked in the club's Corporate Sales department until July 2007, serving numerous roles, most recently as National Sponsorship Sales Manager. He was responsible for selling in-ballpark, radio, television and print advertising to local, regional and national partners.

Gentile received his bachelor's and master's degrees in Business Administration from Loyola University Maryland. He has been an adjunct professor of Sports Marketing at his alma mater since 2007. Gentile and his wife, Gisele, reside in Crofton.



Mike **HOPPES**

VICE PRESIDENT, FINANCE

Mike Hoppes joined the Orioles in 1986 as a staff accountant. Now in his 28th year with the club, Hoppes was named Vice President of Finance in November 2012 after serving as Director of Finance since 2006. He is responsible for oversight of the team's finance and accounting functions.

Before joining the Orioles Hoppes worked for two years as a staff auditor with Arthur Andersen LLP. He received his CPA certification in 1987.

A graduate of Seneca Valley High School in Germantown, MD, where he was a state champion in the two-mile run, Hoppes also ran track and cross-country at the University of Delaware, where he was a cum laude graduate in accounting.

Hoppes resides in Baldwin, MD with his wife, Dana. They have two children: Drew, a graduate of Gettysburg College who works as a health care benefits consultant in Hunt Valley, and Kara, who attends the University of Delaware. Hoppes spent several years in leadership roles with the Carroll Manor Recreation Programs and enjoys animals, traveling and exercising in his free time.

Front **OFFICE**



David **ROVINE**

VICE PRESIDENT, ORIOLES-SARASOTA



David Rovine joined the Orioles as Vice President of Orioles-Sarasota in February 2013 to oversee the club's Sarasota business affairs and community development. Rovine represents the Orioles in the Sarasota County community, furthering the club's presence through OriolesREACH and its many community programs and establishing and cultivating club partnerships with business, civic, charitable and non-profit organizations throughout the Greater Sarasota County and Gulf Coast regions. He currently serves on the Board of the Sarasota Chamber of Commerce and the Board of Visit Sarasota County and heads the VSC Sports Committee. This season, Rovine introduced the "Arts in the Ballpark" series that featured an association with local arts organizations and unique family-friendly entertainment presentations at Ed Smith Stadium.

A native of Baltimore and graduate of Towson (MD) University, Rovine has extensive experience in marketing and venue management. He spent seven years with SMG Entertainment, a worldwide entertainment and convention venue management company. In his roles as General Manager of the Mahaffey Theater in St. Petersburg and the Genesee Theatre in Waukegan, Illinois, Rovine was responsible for day-to-day operations, marketing and talent booking for these historic venues. Rovine's experience also includes nearly nine years as Director of Marketing at Gulfstream Park in Hallandale Beach, where he oversaw advertising and promotion and was responsible for attracting and coordinating concerts and other non-racing events.

Dan **DUQUETTE**

EXECUTIVE VICE PRESIDENT, BASEBALL OPERATIONS



A veteran of over two decades in baseball operations at the major league level, including 11 seasons as General Manager or Executive Vice President of Baseball Operations with the Montreal Expos, Boston Red Sox and Orioles, Dan Duquette has a proven track record of utilizing strong scouting and player development and to construct contending franchises.

In 2013, the Orioles posted their second straight winning record, going 85-77 and remaining in playoff contention until the season's final week. The year included Duquette's 1,000th career victory in a general manager role with a major league team. In 2012, the Orioles made their first playoff appearance since 1997, winning 93 games and the American League Wild Card, and pushing the AL Division Series to five games. Numerous players acquired by Duquette, including pitchers Wei-Yin Chen, Miguel Gonzalez and Jason Hammel, played key roles in the Orioles' 2012 success. Overall, entering 2014 Duquette's teams had a lifetime record of 1,015-863, including winning records in 10 of 12 seasons and four playoff appearances.

In his time with the Orioles, Duquette has also overseen improvements in the club's player development operations and directed additional resources into analytics and video assets in an effort to maintain a consistently competitive team at the major league level.

Duquette's eight seasons as Executive Vice President and General Manager of the Red Sox from 1994 through 2001 included three playoff teams (1995, 1998 and 1999), and his acquisitions helped lay the groundwork for the club's 93 wins in 2002 and their first World Series championship in 86 years in 2004. The club made the playoffs in back-to-back years in 1998 and 1999, the first time in 80 seasons the franchise had accomplished the feat. Numerous key contributors on the 2004 team were acquired during Duquette's tenure. Under his leadership,

FRONT
OFFICE

FRONT
OFFICE

ORIOLES
REACH

MANAGER &
COACHES

2014
ORIOLES

2013
IN REVIEW

OPPONENTS

MINOR
LEAGUES

RECORDS &
HISTORY

ORIOLE PARK

MEDIA

ORIOLES
REACH

MANAGER &
COACHES

2014
ORIOLES

2013
IN REVIEW

OPPONENTS

MINOR
LEAGUES

RECORDS &
HISTORY

ORIOLE PARK

MEDIA



Boston compiled a .544 winning percentage (695-582). In 1995 he was named MLB Executive of the Year by the Boston chapter of the Baseball Writers Association of America after the Red Sox won the American League East.

Duquette also showed a commitment to expanding Boston's reach in the international market, finishing the 2001 season with 12 of the players on the club's 40-man roster born outside the United States. At Boston's 2002 spring training camp, players from 10 different countries were represented.

The Red Sox minor league system was shaped into a feeder system for the major league club under Duquette's watch, with homegrown players including Nomar Garciaparra, Shea Hillenbrand, Casey Fossum and Trot Nixon making contributions to the team. Future major league players Kevin Youkilis, David Eckstein, Hanley Ramirez and Freddy Sanchez were also drafted or signed during Duquette's tenure. The talent in the Red Sox minor league system also enabled Duquette to trade for Pedro Martinez, and for Boston to later acquire Curt Schilling and Josh Beckett. Red Sox minor league affiliates finished with an overall record over .500 in five of Duquette's last six seasons with the organization.

Prior to joining the Red Sox, Duquette spent six seasons with the Montreal Expos, joining the club as Director of Player Development in October 1987 and being promoted to Assistant General Manager in 1990, followed by a two-year stint as Vice President and General Manager from 1992-1993. At the time of his promotion he was the youngest General Manager in the major leagues. During his six years with Montreal, Duquette was instrumental in assembling Expos teams that contended from 1992-94, acquiring players including Ken Hill, Mel Rojas, Larry Walker, John Wetteland, Marquis Grissom, Jeff Shaw and Pedro Martinez. He also signed stars Vladimir Guerrero, Jose Vidro and Javier Vazquez and named Felipe Alou the first manager from the Dominican Republic in major league history in 1992.

Despite one of the lowest payrolls in baseball, Montreal compiled a 255-183 record (.582 winning percentage) from 1992-94, the best record in baseball over the span. The Expos had baseball's best record in the strike-shortened 1994 season (74-40), a team Duquette constructed. In 1992 Duquette was named The Sporting News Major League Executive of the Year and the UPI National League Executive of the Year, and the Expos were honored as the Topps Major League Organization of the Year in 1993.

Duquette began his career in baseball with the Milwaukee Brewers in 1981, working in the scouting department under former Orioles general manager Harry Dalton. He spent a total of seven years in scouting and player development with the Brewers from 1981 through 1987, the last two as Scouting Coordinator.

In 2003, Duquette founded and built the Dan Duquette Sports Academy, a Massachusetts-based baseball, softball and soccer camp and tournament facility for youth. In 2004, he purchased the Pittsfield Dukes of the New England Collegiate Baseball League and in 2007 Duquette was a founding member and director of player development of the Israel Baseball League.

A native of Dalton, Massachusetts, Duquette, 55, earned a degree in English from Amherst College and played on the school's baseball and football teams. Dan lives in Pasadena, Maryland with his wife Amy and their daughters Kylie (12) and Katie (9) and son Brodie (5). Dan's daughter Denise and sons Daniel and Dana reside in Massachusetts.



Brady ANDERSON

VICE PRESIDENT, BASEBALL OPERATIONS



Orioles Hall of Famer Brady Anderson was named Vice President of Baseball Operations in February 2013 after serving as Special Assistant to the Executive Vice President of Baseball Operations in 2012. He assists Dan Duquette with player relations and player development and oversees conditioning throughout the organization.

A veteran of 15 major league seasons, 14 with Baltimore, Anderson holds the Orioles' all-time stolen bases record (307). He ranks among the top 10 in Orioles career batting leaders in 12 categories and also holds the club single-season records for total bases (369), home runs (50), extra-base hits; (92) and hit by pitch (24). Anderson was inducted into the Orioles Hall of Fame in 2004.

Acquired by the Orioles during the 1988 season from Boston with Curt Schilling in exchange for Mike Boddicker, Anderson was named to the American League All-Star team three times, in 1992, 1996 and 1997, starting the last two seasons.

He lives in Southern California.

Lee THOMAS

SPECIAL ASSISTANT TO EVP BASEBALL OPERATIONS



Lee Thomas joined the Orioles in December 2011. He brings over five decades of experience in professional baseball to his new role, highlighted by Executive of the Year honors in 1993 after leading the Philadelphia Phillies to the World Series as General Manager.

Thomas served as GM of the Phillies from June 1988 through December 1997 but spent the majority of his career with the St. Louis Cardinals. He worked for the Cardinals in several capacities over 18 years from 1970-1988, ending with eight years as Director of Player Development. Over that span the Cardinals went to the World Series three times, in 1982, 1985 and 1987.

Thomas played eight seasons of major league baseball from 1961-68 with the New York Yankees, California Angels, Boston Red Sox, Atlanta Braves, Chicago Cubs and Houston Astros. An outfielder and first baseman, Thomas was named to the American League All-Star team in 1962.

Most recently, Thomas worked as a pro scout for the Milwaukee Brewers from 2004-2006. Prior to that time he worked for six seasons as Special Assistant to the General Manager and Assistant General Manager for the Red Sox, working closely with Dan Duquette the majority of those years.

Lee and his wife Susan reside in Chesterfield, Missouri.



Fred FERREIRA

EXECUTIVE DIRECTOR, INTERNATIONAL RECRUITING

Fred Ferreira joined the Orioles in December 2011 as Executive Director of International Recruiting. Known as "The Shark of the Caribbean", Ferreira has demonstrated a keen ability to find talent in Latin America. Entering the 2014 season, he has had 67 signees reach the Major Leagues, highlighted by stars Vladimir Guerrero, Bernie Williams, Orlando Cabrera, Jose Video, Roberto Kelly and Javier Vazquez. In March 2012 Ferreira signed Miguel Gonzalez as a minor league free agent after seeing him pitch in the Mexican Winter League. Recalled by the Orioles that July, Gonzalez became a key member of the starting rotation during the team's run to the postseason that year, winning nine games for Baltimore. Last year he was honored by Major League Baseball as International Scout of the Year for 2012, and his scouting reports and passport were recently included in an exhibition at the National Baseball Hall of Fame in Cooperstown.

Ferreira has over four decades of experience in professional baseball operations and worked as Vice President and Director of International Operations and Scouting for the Montreal Expos and Florida Marlins. He also served as Director of International Operations and Scouting for the Yankees and Cincinnati Reds and scouted for the Angels.

Ferreira also has managerial experience, spending two seasons (1986-87) as the manager of the Yankees' Gulf Coast League affiliate and managing in the Dominican Winter Leagues. He opened the Yankees' Dominican Academy, the first of its kind among major league organizations and worked for two World Series teams, the Cincinnati Reds (1979) and Florida Marlins (2003).

Ferreira and his wife, Faye, have three married daughters – Darlene, Debra and Denise.



Brian GRAHAM

DIRECTOR, PLAYER DEVELOPMENT

Brian begins his 33rd year in professional baseball, his seventh with the Baltimore Orioles, and his second as Director of Player Development. As Director of Player Development, Brian oversees the instruction and development process for the Orioles minor league system.

Prior to joining the Orioles, Brian spent six seasons as the Senior Director of Player Development for the Pittsburgh Pirates. During his tenure the Pirates minor league system was recognized as the best Player Development System in baseball, earning the 2002 Topps Baseball "Organization of the Year" and totaling 54 home grown players who reached the major league level. Brian also served as the interim General Manager for the Pittsburgh Pirates in 2007.

Before joining the Pirates, Brian was a major league coach with the American League Central Division Champion Cleveland Indians (1998-1999) and with the Baltimore Orioles (2000). Graham spent the 2001 season as the Field Coordinator for the Florida Marlins.

As a minor league manager in the Cleveland Indians Organization, Brian managed eight consecutive playoff teams, compiled a 704-491 (.589) record, and finished above .500 nine consecutive years. He was named the Carolina League's Manager-of-the-Year in 1991, the "Best Managerial Prospect" by Eastern League Managers/ Baseball America magazine in 1993, and Minor League Manager-of-the-Year by USA Today's Baseball Weekly in 1996. Brian also managed in the Dominican Republic Winter League for Aguilas Cibaenas (1991) and was a coach (1993) and a manager (1994) in the Arizona Fall League.



Originally selected by the Oakland A's in the fourth round of the 1982 June draft, the former middle infielder played five seasons in the minor leagues with Oakland, Milwaukee, Detroit and Cleveland. Brian played both football and baseball at UCLA and was a member of the 1978 Fiesta Bowl team. He was a first team all PAC-10 infielder in 1982, and finished his collegiate career as UCLA's all-time leader in hits, stolen bases and runs scored. Graham was elected to the UCLA Baseball Hall-of-Fame in 1996, inducted into the Buffalo Bisons Hall of Fame in 2008, and inducted into the Granite Hills High School Hall of Fame in 2009.

Graham's contributions to minor league baseball were recognized this past December when he was selected as the winner of the annual Sheldon "Chief" Bender Award, presented by Minor League Baseball to an individual with distinguished service who has been instrumental in player development.

Born April 9, 1960 in San Diego, California, Brian graduated from Granite Hills High School in 1978 and attended UCLA for four years before receiving his Bachelor of Arts degree in Behavioral Science from National University in San Diego. Graham resides in Cranberry Township, PA, with his wife Karen and three children; son Jack (21) and daughters Kelsey (19) and Kendall (11).

Tripp NORTON

DIRECTOR, BASEBALL ADMINISTRATION



A member of the Orioles' baseball operations staff since 1998, Tripp Norton was named the club's Director of Baseball Administration in January, 2012. In his current role, Norton assists Dan Duquette in all facets of baseball operations, with particular focus on major league player contract negotiations and overseeing all budgeting for the entire baseball operation. Additionally, he coordinates the club's salary arbitration program under the direction of club General Counsel H. Russell Smouse.

Norton was previously the club's Assistant Director of Player Development, a role he held since January 2000. He started with the Orioles in March 1998 as Player Development Administrator. Prior to joining the Orioles, Norton worked for the Detroit Tigers organization as their Assistant General Manager for Florida Operations from August 1994-March 1998 and worked as an Operations Assistant for the Florida Marlins the two years prior. Norton began his baseball career as an intern with the Lakeland Tigers in 1992.

A graduate of Florida Southern College and Hialeah-Miami Lakes High School, Norton was raised in Miami Lakes, Florida. He and his wife, Angel, reside in Phoenix, MD with their son, Ty.



Kent QUALLS

DIRECTOR, MINOR LEAGUE OPERATIONS

Kent Qualls enters his second year as Director of Minor League Operations with the Orioles. Qualls oversees the administration of the Orioles' Player Development Department, Minor League Affiliate Relationships, Dominican Academy and Winterball assignments.

Qualls has 17 years of experience in baseball operations at the major league level. He spent eight years with the Boston Red Sox from 1995-2002, working as Director of Player Development for four years (1998-2001) and Director of Baseball Operations for one year (2002). He spent the previous eight seasons (1987-1994) with the Montreal Expos, rising to Director of Minor League Operations for the organization.

Qualls also worked for 10 years as Director of the Dan Duquette Sports Academy in Hinsdale, Massachusetts.

A graduate of the University of Kentucky, Qualls and his wife Irene have two children, Kyle and Chloe and reside in Woodbine, MD.



Gary RAJSICH

DIRECTOR, SCOUTING

Gary Rajsich is in his third season as Director of Scouting, having joined the Orioles in November 2011 from the Toronto Blue Jays, where he spent two seasons as the club's professional crosschecker.

Rajsich began his scouting career in 1990 with the Major League Scouting Bureau. He joined the Boston Red Sox in 1994, serving in both the amateur and professional departments through 2006. In his time with Boston, Rajsich drafted and signed pitcher Jon Lester and was instrumental in acquiring pitcher Derek Lowe and catcher Jason Varitek from the Seattle Mariners in exchange for pitcher Heathcliff Slocumb at the trade deadline in 1997. From Boston, Rajsich joined the Texas Rangers as a professional scout, where he served from 2006-2009 before being hired by the Blue Jays as professional crosschecker in the fall of 2009.

Selected and signed by the Houston Astros as an 11th round selection in the 1976 draft out of Arizona State University, Rajsich played four years in the major leagues (1982-85). The first baseman and right fielder made his Major League debut for the New York Mets in 1982. In his time in the Mets' minor league system, Rajsich played for the Norfolk Tides, now the Orioles' Triple-A affiliate. He is the Tides franchise leader in home runs (52) and ranks second in Norfolk history with a .548 slugging percentage.

Rajsich also played for the St. Louis Cardinals (1984) and San Francisco Giants (1985) and finished his playing career with the Chunichi Dragons in the Japan Central League (1986-88).

Rajsich and his wife, Linda, have been married for 37 years and have two sons, Lou, 30, and Lee, 29.



Ned RICE

DIRECTOR, MAJOR LEAGUE ADMINISTRATION

Ned Rice begins his 10th season with the Orioles and second in his role as Director, Major League Administration. Rice's responsibilities include assisting Dan Duquette with roster management, player contracts and negotiations, transactions, salary arbitration, and rules compliance.

Rice, 31, began his career with the Orioles as a Public Relations intern in 2005. He shifted into the Baseball Operations department in 2006 as an intern, also serving as the video coordinator for away games during the 2006 season. Rice was then promoted to Player Information Analyst, a role in which he served from 2007-2011. He held the role of Assistant Director, Major League Operations in 2012.

Rice is a 2005 graduate of William & Mary. He currently resides in Arlington, VA.



John STOCKSTILL

DIRECTOR, PLAYER PERSONNEL

John enters his ninth year with the Orioles. As Director of Player Personnel, he will oversee the clubs' Scouting and Player acquisitions regarding Major League, Professional and International Professional players. John will also assist Executive Vice President, Dan Duquette, in various assignments.

Since joining the Orioles in December of 2005, John has overseen the clubs' Major League Scouting, International Scouting and most recently Player Development.

Prior to joining the Orioles organization, Stockstill had spent his entire professional baseball career – as minor league player, scout and front office executive – with the Chicago Cubs. He had been Director of Scouting for the Cubs since September 1, 2000, after serving as Chicago's coordinator of scouting and national crosschecker since October 1998.

Stockstill was a 10th round pick in the 1978 draft and played four seasons in the Cubs' farm system. He returned to college and received his B.S. degree in communications at Drury University in Springfield, MO, and rejoined the Cub as an associate scout in 1987. He became a part-time scout for the Cubs in 1989 before becoming a full-time area scout in 1989 and Midwest scouting supervisor four years later. He held that position for four years before being named scouting coordinator in 1998.

John and his wife, Ann, have one son, Jackson (12). They reside in White Hall, MD.





Baltimore ORIOLES



Joi Adams
Main Receptionist



Luis Aguayo
Groundskeeper,
Florida Operations



Mako Alexander
Mail Room Assistant



J. Elena Arellano, CPA
Senior Accountant



J. Maria Arellano
Coordinator, Minor League
Administration



Linda Ashauer
Purchasing Manager



Richie Bancells
Head Athletic Trainer



Shawn Barletta
Group Sales
Representative



Kelly Barth
Store Manager, York PA



Jamie Bell
Merchandising Manager



Barry Bingham
Season Plan Sales
Representative



Carole Bohon
Manager,
Finance



Lacey Brauer
Executive Assistant,
Communications &
Marketing



Audrey M. Brown
Manager,
Ticketing



Zach Brown
Manager,
Box Office



Kevin Buck
Coordinator,
Team Travel



Jim Carnaggio
Senior Staff



Joe Carnaggio
Senior Staff



Tracee Chapman
Assistant,
Florida Operations



Brad Ciolek
Administrator,
Scouting



Bob Cooney
Senior Staff



Adam Cooper
Coordinator, Partnership
Marketing



Chris Correnti
Assistant Athletic Trainer



Cale Cox
Coordinator,
Player Development



Kevin Cummings
Director,
Ballpark Operations



Cory Daniele
Manager,
Party Facilities



Anastasia Daskalakis
Manager,
Promotions & Programs



Matthew Death
Coordinator,
Community Relations



Pat DiGregory
Coordinator,
Baseball Operations



Matt Dougherty
Manager,
New Sales



Matthew P. Dryer
Manager,
Suite Sales



Cindy Dumas
Human Resources &
Accounting Assistant



Brian Ebel
Assistant Athletic Trainer



Ben Epstein
Producer,
Orioles Productions



Patrick Fields
Account Executive



Eric Feinblatt
Senior Staff



Ryan D. Fox
Season Plan Sales
Representative



Sean Foy
Account Executive



Steve Freeman
Manager,
Alumni Affairs



Bailey Frye
Manager,
Special Events



Tish Garrett
Senior Staff



Colleen Gellatly
Executive Administrative
Assistant



Sarah Gelles
Coordinator,
Baseball Analytics



Irving 'Bunny' German
Assistant,
Equipment Manager



Carlos Gollahon, Jr.
Season Plan Sales
Representative



Chris Guth
Equipment Manager
(Home)



Matt Hazlett
Photography Assistant



Michael Heid
Senior Staff



Sue Ellen Hickman
Coordinator,
Tours



Joe Hogarty
Strength and Conditioning
Coach



Mark Hromalik
Assistant Director,
Sales



Sharon Hunt
Fan Services
Representative



Cathy Jerome
Senior Manager,
Partnership Marketing



Martin Josie
Fan Services
Representative



Joseph Kane III
Video Graphics Coordinator,
Orioles Productions



Janice Kemper
Coordinator,
Printing



Thomas Kirsch
Assistant Groundskeeper



James L. Kline
Director, Information
Systems



Matt Koizim
Coordinator, Professional
Scouting



Steve Kowalski
Manager,
Systems Inventory &
Reporting



Bryan Krandle
Manager,
In-Game Entertainment



Ryan Kreissig
Account Executive



Bob Kull
Groundskeeper,
Florida Operations



Kristen Ladendorf
Manager,
Caterin & Suite Sales, Florida



Kaye Laker
Financial Analyst



Jeff Lantz
Manager,
Media Relations



Joe Lichtfuss
Financial Analyst



Julie Ludwig
Graphic Designer



Deron Marchant
Account Executive



Trevor Markham
Director,
Florida Operations



Bill Marriott
Manager, Corporate
Partnership Marketing



Jason Mathias
Season Plan Sales
Representative



Front OFFICE

FRONT
OFFICE

ORIOLES
REACH

MANAGER &
COACHES

2014
ORIOLES

2013
IN REVIEW

OPPONENTS

MINOR
LEAGUES

RECORDS &
HISTORY

ORIOLE PARK

MEDIA

FRONT
OFFICE

ORIOLES
REACH

MANAGER &
COACHES

2014
ORIOLES

2013
IN REVIEW

OPPONENTS

MINOR
LEAGUES

RECORDS &
HISTORY

ORIOLE PARK

MEDIA



Alison McAvoy
Manager,
Event Operations



Nicole McFadyen
Head Groundskeeper



Rick Meyer
Manager, Facilities
Operations Florida



Brian Meyer
Coordinator,
Marketing



Tehya Mockapetris
Group Sales
Representative



Wendy Morrison, PHR
Human Resources
Specialist



Jay Moskowitz
Coordinator,
Baseball Information



Scott Moudry
Manager,
Ticket Operations, Florida



Ray Naimoli
Senior Manager, Corporate
Partnership Sales



Joyce J. Noto
Season Plan Sales
Representative



Pamela Nowicki
Manager,
Payroll



Todd Olaszewski
Team Photographer



Jacqueline Lee Olup
Season Plan Sales
Representative



Thomas Orszulak
Director, Food Services



Joe Petralia
Desktop Support Manager



Carrol Poynter
Facilities Operations
Assistant, Florida



Karen Riddle
Assistant Coordinator,
Game Entertainment



Brett Ritchey
Account Executive



John Robertson
Groundskeeper, Florida
Operations



Scott Rosier
Manager,
Season Plan Sales



Elyse Rowan
Coordinator,
Party Facilities



Susan Rowell
Senior Staff



Donald Sapp
Senior Staff



Amanda Sarver
Coordinator,
Public Relations
& New Media



Laura Schiell
Senior Coordinator,
Partnership Marketing



Diane Schmitt
Director, Community
Accounts Payable



Kristen Schultz
Director, Community
Relations & Promotions



Marty Shifrin
Fan Services
Representative



Mike Silverman
Coordinator, Video



Tracy Silwick
Administrative Assistant



H. Russell Smouse
General Counsel



Mike Snyder
Assistant Director,
Player Personnel



Mike Stashik
Director,
Orioles Productions



Jennifer Steier
Alumni Affairs Assistant



Bill Stetka
Director,
Orioles Alumni



Gary Stretch
Groundskeeper, Florida
Operations



Gabi Tapkas
Coordinator,
Corporate Partnerships



Dan Thomas
Head Groundskeeper,
Florida Operations



Jen Tillmann
Executive Administrative
Assistant



John Tillmann
Production Specialist



Lisa Tolson, PHR
Director,
Human Resources



Heather Turnour
Coordinator,
Game Entertainment



Amy Tuten
Manager,
Sponsorship Sales, Florida



Fred Tyler
Equipment Manager
(Road)



Jim Tyler
Umpire Room Manager



Bud Verge
Manager, Fan Services



Joan Walsh
Ticket Office Accountant



Jack Webb
Manager,
Ballpark Operations



Zach Weber
Public Relations Assistant



Ren R. Wechsler
Group Sales
Representative



Ben Werthan
Coordinator,
Advance Scouting



Chrissie Werzinsky
Coordinator,
Processing



Eric Wickenheiser
Season Plan Sales
Representative



Bill Wilkes
Manager,
Baseball Operations



Lamont Williams
Manager,
Mail Room Operations



Dusten Wolff
Graphic Design Assistant



Megan O'Leary Wright
Group Sales
Representative



Dalton Yancey
Groundskeeper, Florida
Operations



Kim Yancheski
Manager,
Accounts Receivable



Marcy M. Zerhusen
Information Systems
Administrator



Christina Zizos
Community Relations
Assistant

Not Pictured

Sharon Daniels, Desktop Support Coordinator
Ryan Wagner, Public Address Announcer

(Senior Staff)

Karen Baer, **Ena Clarke**, **Mary Durham**, **Pam Fields**,
Thom Hitzelberger, **Kandy Kepner**, **Cheryl Lawrence**,
Patricia Nedd, **Janine Sheeler**, **David Tumminello**

(Fan Services Representatives)
Debbie Cole, **Stephen Fisher**, **Brad Kirkley**,
Mark Nowicki

(Ticket Service Representatives)
Eric Gannon, **Kevin McNamara**, **Nick Meusel**,
Caitlin Pellettiere, **Sara Ostrander**

(Senior Game Staff)

Carl Birkmeyer, **Joe Bowers**, **Ed Charik**, **Pete Holden**,
Bob Popik, **Dianne Stefanick**, **Sam Williams**

(Medical Staff)

Dr. William Goldiner, Team Physician/Medical Director
Dr. Mike Jacobs, Orthopedist
Dr. Gus Livaditis, Dentist
Dr. Elliot Myrowitz, Optometrist



Baltimore **ORIOLES**

FRONT
OFFICE

ORIOLES
REACH

MANAGER &
COACHES

2014
ORIOLES

2013
IN REVIEW

OPPONENTS

MINOR
LEAGUES

RECORDS &
HISTORY

ORIOLE PARK

MEDIA



Orioles REACH



Baltimore **ORIOLES**



ORIOLES REACH IN THE COMMUNITY

For 60 years, the Baltimore Orioles have worked hard to give back to the local community, becoming involved in a variety of area programs and initiatives, as well as creating new opportunities for assistance. Through OriolesREACH, the organization reaches out to our neighbors across Birdland to help our fans improve their daily lives. In addition to partnering with existing charities and organizations, the Orioles have also established a collection of initiatives under the current ownership group. Here is a brief summary of some of the efforts that have taken place during the past year both in the community and at Oriole Park.

BALTIMORE ORIOLES CHARITABLE FOUNDATION & BALTIMORE ORIOLES LIMITED PARTNERSHIP

The Baltimore Orioles Charitable Foundation and the Baltimore Orioles, Inc. support many civic and charitable organizations with the goal of enriching the lives of fans in the community. Since the ownership group headed by Peter Angelos purchased the team, the Baltimore Orioles Charitable Foundation and the Baltimore Orioles, Inc. have donated well over \$10 million to support various organizations in the Orioles community.

OriolesREACH actively supports initiatives involving youth growth and development through education

and baseball programs, military initiatives, and cause related programs.

YOUTH DEVELOPMENT

ORIOLES EXPAND REVIVING BASEBALL IN THE INNER CITY (RBI) PROGRAM

Funded by the Baltimore Orioles Charitable Foundation, the Reviving Baseball in the Inner City (RBI) League was established to help Baltimore City kids build self-esteem while learning baseball skills in a fun and safe environment.



Orioles **REACH**



ORIOLES REACH GAMEDAY EXPERIENCE PROGRAM

Each season, the Orioles and OriolesREACH invite more than 12,000 children from disadvantaged areas in the region to experience the magic of Orioles Baseball as part of the OriolesREACH Gameday Experience Program. By partnering with more than 70 local non-profit and youth groups, OriolesREACH is able to provide children with complimentary game tickets, concessions vouchers, Orioles t-shirts, caps and transportation to and from the game. In 2013, several players supported the program, including Wei-Yin Chen, Chris Davis, J.J. Hardy, Tommy Hunter, Adam Jones, Nick Markakis, Brian Matusz, Chris Tillman, and Matt Wieters. More than 100,000 children have participated since the program's inception.

YOUTH DAYS AT THE BALLPARK

The Orioles hosted more than 57,000 youth at Camden Yards in 2013 through their 58th annual Safety Patrol Day (10,000), two Little League Days (23,400), Scout Day (2,000), Baltimore City Schools Night (7,000) Buddies Night (2,500) and Field Trip Day presented by MASN & WJZ-TV (12,500).

Each summer, hundreds of Baltimore youth have the chance to play baseball through the program. Starting in 2013, the league expanded to provide additional opportunities for 150 more young athletes. In total, 450 Baltimore City youth representing 26 different RBI teams played games at fields across the city. In addition, the Orioles hosted a championship game for each division, giving the players a once-in-a-lifetime opportunity to play baseball on a major league field at Oriole Park at Camden Yards.

The Orioles also provided additional unique experiences for RBI participants, including clinics featuring instruction from current and former players, and hosted all participants to watch a game at Oriole Park – providing game tickets, bus transportation, concessions, hats and t-shirts. Over the last year, RBI participants were also invited to be in the audience for major press conferences, participate in pre-game ceremonies, enjoy autograph sessions with players, and even join Adam Jones for a private screening of the Jackie Robinson movie “42” with complimentary tickets, popcorn and drinks.

On August 16, before the Orioles took on the Colorado Rockies, the team recognized players and coaches of the Baltimore RBI League champion teams in a special on-field ceremony. Each division champion – Liberty Road (12 and under age group), the Gardenville Grays (13-15 age group), the Parkville Patriots (16-18 age group) and the Baltimore Rattlers (softball) – was honored in the pre-game ceremony.



ORIOLES AND ADAM JONES DONATE \$75,000 TO BROOKLYN O'MALLEY BOYS AND GIRLS CLUBS

Hundreds of youth from the Brooklyn O'Malley Boys and Girls Club and members of their community have access to the latest technologies thanks to a renovated and expanded Technology and Learning Center made possible by a \$75,000 donation from the Orioles Charitable Foundation and Boys and Girls Club alumnus Adam Jones. The renovation enhanced the Club's ability to provide educational support, computer skill development and career enrichment, college preparatory, and STEM (Science/Technology/Engineering/Math) programs to these at-risk and underserved youth.

In a pregame ceremony on June 13, Jones presented a \$75,000 check to Boys and Girls Clubs of Metropolitan Baltimore CEO Ken Darden and the Orioles hosted 50 youth from the Brooklyn O'Malley Boys and Girls Club. Construction on the new Technology and Learning Center began with Jones and other Orioles staff, Orioles Wives, and Boys and Girls Club members demolishing the existing classroom and painting the new one. The Orioles also donated a player-used, autographed and authenticated regulation size ping pong table to the Club. A ribbon-cutting ceremony to unveil the renovated space took place on November 6, 2013.



27TH ANNUAL ORIOLES REACH FOOD DRIVE

The Orioles Wives, Oriole Advocates, MASN and WJZ-TV teamed up to host the 27th Annual OriolesREACH Food Drive at Oriole Park July 26-28, to benefit the Maryland Food Bank. Representatives were stationed at each entry gate at the park to collect non-perishable food items and cash donations for the Maryland Food Bank and their work with local soup kitchens, food pantries and emergency shelters throughout Central Maryland. More than 9,800 pounds of food and over \$34,000 in cash donations were collected.

CHALLENGER LEAGUE

Through a collaboration of OriolesREACH and the Oriole Advocates, the Orioles supported various Challenger League efforts in the Maryland region.

The Challenger League offers 5-to-18-year old boys and girls with physical and mental challenges the opportunity to participate in an organized game of baseball. The most fundamental mission of the Challenger League is to give everyone a chance



to play. The goals of the Challenger League program are to provide children with physical or developmental challenges an opportunity to enjoy the enriching experiences that playing baseball provides; increase awareness of Challenger Programs in order to increase the number of children served; provide children from different geographic areas the opportunity to meet others in similar programs; and assist leaders of Challenger teams by providing a forum for sharing ideas between programs.

The Orioles and the Oriole Advocates joined efforts to support local Challenger Leagues by off-setting expenses to host tournaments, provide equipment, umpires, facility usage, and much more. In addition, Orioles game tickets, concessions and promotional items are provided to all participants in the league.

The Orioles donate \$5 from every Junior Orioles Dugout Club Membership sold at Oriole Park to the Oriole Advocate Charitable Foundation to benefit Challenger League efforts.

YOUTH CLINICS

Throughout the year, the Orioles and OriolesREACH host and participate in numerous youth baseball and softball clinics throughout the Maryland region. Below is a summary of many of the clinics the Orioles were involved with in 2013.

On April 18, through a strong and continuing partnership with Baltimore City Schools, OriolesREACH and Coca-Cola hosted the Live Positively: Get the Ball Rolling healthy lifestyle and baseball clinic for 200 middle school students. The clinic featured instruction from current Orioles including Brian Matusz, as well as former Orioles Al Bumbry, Larry Sheets and Bill Swaggerty. Orioles' strength and conditioning coaches Joe Hogarty and Ryan Crotin also instructed youth on fitness practices.

On June 26, Adam Jones and members of the Orioles training staff, in conjunction with the PLAY Campaign, welcomed 75 youth from the Boys and Girls Club of Metropolitan Baltimore to Oriole Park. PLAY, which stands for Promoting a Lifetime of Activity for Youth, is a public awareness campaign of the Professional Baseball Athletic Trainers Society (PBATS), in conjunction with the Taylor Hooton Foundation. The PLAY campaign combats childhood obesity and promotes healthy living and decision-making among young people throughout the country.

On June 29, the Orioles hosted Major League Baseball's Pitch, Hit & Run Tournament at Oriole Park. The top 16 qualifiers from Maryland and Virginia competed in the hopes of advancing to the National Finals at the 2013 Major League Baseball All-Star Game in New York. Later in the day, the participants were honored in an on-field pregame ceremony. The Orioles also provided tickets to those participating in the tournament for that night's game against the New York Yankees.

On June 29, the Orioles partnered with the Coppin State University women's softball team to conduct their annual Baltimore City youth baseball and softball clinic at Radecke Park. All-Stars J.J. Hardy, Adam Jones and Manny Machado were on hand to help teach baseball and softball to 300 inner city youth, most of whom are involved in the Orioles RBI program, with support from the Orioles Wives and Coppin State University softball coaches. The Orioles also donated 600 tickets to clinic participants for a future Orioles game.

On July 12, the Orioles partnered with Giant Food and hosted a youth baseball clinic at Oriole Park. The clinic featured Orioles Alumni Al Bumbry, Rick Krivda, Larry Sheets and Bill Swaggerty providing expert instruction in drills for local youth from several Little





Leagues. After the clinic, the youth participated in a Q&A session with Orioles infielder Ryan Flaherty.

On July 27, Oriole Advocates Challenger Baseball, in conjunction with the Baltimore Orioles, held a Fantasy Camp for Kids at Freedom Field in Lake Waterford Park in Pasadena. The clinic provided Challenger Baseball players the opportunity to learn baseball skills from Orioles pitcher Brian Matusz and former O's Rick Krivda and Val Majewski. The event began with a variety of clinics providing more than 40 Challenger Baseball players the opportunity to learn pitching, throwing, catching and fielding skills. Through a grant donation from Fantasy Camp for Kids, each child received an authentic personalized jersey with his or her name and favorite number. The Orioles assisted the Oriole Advocate Charitable Foundation in obtaining the \$10,000 grant.

The Orioles hosted three Chevy Youth Baseball Clinics at Oriole Park throughout the summer. More than 100 Little Leaguers from throughout the Baltimore metro area were taught a variety of baseball-related skills including baserunning, batting off of a tee, fielding and pitching from former Orioles including Al Bumbry, Rick Krivda, Larry Sheets and Bill Swaggerty. Participants received hot dogs, pretzels and beverages during the clinic, as well as two tickets to an upcoming game.

On December 13, as a part of Recess Baltimore, an eight-month after school program designed to reduce childhood obesity by engaging children in physical

activity and educating them about healthy eating, the Orioles and the American Heart Association co-hosted a Healthy Living/Active Lifestyle clinic for 400 Baltimore City Recreation Center youth at the William Myers Recreation Center. The event featured Orioles staff including Strength and Conditioning Coach Joe Hogarty, who acted as host with the Oriole Bird. The youth rotated between five stations and received instruction on baseball skills, stationary calisthenics, mobile drills and nutrition. Former Orioles Al Bumbry, Chris Holies and Paul Blair were also on hand to help instruct. Each participant received an Orioles t-shirt and hat and a healthy snack and water courtesy of Coca-Cola.

"CONDITION U" PROGRAM FOR BALTIMORE YOUTH

The Orioles and The Living Classrooms Foundation teamed up to develop a healthy lifestyles program which featured 25 middle school students working out with Joe Hogarty and Ryan Crotin from the Baltimore Orioles Strength and Conditioning staff, in partnership with the health and wellness staff at the Patterson Park Youth Sports and Education Center Powered by Under Armour. Through this program, the Orioles promoted healthy living and encouraged youth to take part in athletics while educating them on the tools needed to maintain long-term physical fitness. The program ran from May through August, with the kickoff event taking place on May 22. All participants received tickets to an Orioles game, and the three most improved students were recognized in an on-field ceremony on September 10.



ORIOLES SUMMER READING PROGRAM

The Orioles once again held their annual Summer Reading Program for local participants at more than 180 Maryland public library branches. The program was designed to encourage and reward area youth who commit to reading throughout the summer. Kids who completed a Reading Log that guided them through the Summer Reading Program received prizes including Orioles game tickets. All told, more than 160,000 students participated in the Summer Reading Program.

MILITARY INITIATIVES

The Orioles are fortunate to be surrounded by dedicated military personnel throughout the region, and the organization is grateful for all of those who risk their lives each day for our country. In that spirit, we are proud to support our military through a variety of initiatives and special events. The Orioles Military Appreciation Program included a variety of exclusive ticket offers; catered suite donations every Sunday home game; "welcome home" scoreboard messages; and special gameday activities. Suite donations were made possible in part by donations from Zach Britton, Tommy Hunter, Nick Markakis, Brian Matusz, Darren O'Day, Chris Tillman, and Matt Wieters.

The Orioles also donated 500 tickets to every Sunday home game (6,500 total tickets through the

season) to military members in conjunction with Fort Meade as part of the Players Give Back program. In addition, hundreds of additional tickets were donated to the following military groups in 2013: Navy Veteran Affairs, The Air Force, The American Flag Foundation, The US Army Reserve, MCVETS and numerous military families.

On June 14, the Orioles celebrated Flag Day and the Army's Birthday as part of Military Appreciation Day. All Orioles uniformed personnel wore special jerseys with the Orioles script in camouflage and numbers and names in dark green. The game-worn jerseys were autographed, authenticated and auctioned off at orioles.com, raising more than \$24,500 to benefit the Fort Meade Alliance's Foundation. The Orioles also welcomed members from the Army, the U.S. Army Field Band, and an Army Regiment Color Guard to participate in pre-game ceremonies. A swearing-in ceremony for future Army members also took place before the game. During the National Anthem, nine active duty soldiers from Fort Meade took the field with Orioles players. All fans enjoyed a postgame fireworks show with a patriotic theme.

In addition to many other ceremonies recognizing our military, the Orioles honored fallen heroes from Maryland on April 21 during a special pre-game ceremony. The Orioles and Manager Buck Showalter presented the families of the fallen heroes with an honorary Orioles jersey and a moment of silence was observed.



WELCOME BACK VETERANS.ORG

Welcomebackveterans.org was created to help our brave servicemen and servicewomen successfully transition back to civilian life. On Memorial Day, Independence Day and September 11, the Orioles and other Major League Baseball clubs supported this campaign through various promotional efforts. To date, with support from all 30 clubs, MLB has donated more than \$10 million to welcomebackveterans.org, including funds raised from auctions of licensed products and the donation of sales from "Stars and Stripes" logoed caps.

WALTER REED NATIONAL MILITARY MEDICAL CENTER VISIT

On May 28, Manager Buck Showalter along with players Matt Wieters, J.J. Hardy, T.J. McFarland and Coach Bobby Dickerson visited with injured soldiers at Walter Reed National Military Medical Center. Walter Reed is the Nation's Medical Center, proudly serving military beneficiaries in the Washington, D.C. area as well as those from across the country and around the globe.

PEOPLE'S "TRIBUTE FOR HEROES" WINNER FIRST PITCH

On July 27, prior to the Orioles' game against the Boston Red Sox, Rob Jones, a Charlottesville, VA native and the Orioles' winner of the "Tribute for Heroes" campaign, threw out the ceremonial first pitch. The "Tribute for Heroes" campaign is a national initiative operated by Major League Baseball and PEOPLE Magazine that recognizes veterans and military service members and builds upon both organizations' commitment to honoring our country's heroes. Jones is a study in bravery and determination. After losing both legs to an IED in Taliban territory in Afghanistan in 2010, the combat engineer might have given up, but instead he fought back. Jones used his recovery time learning to use his new prosthetic legs and reengaging with his passion for rowing. After intense training and several qualifying events, Rob and his rowing partner won the bronze medal at the 2012 Paralympics in London.

BARBECUE FOR THE TROOPS BULLPEN PICNIC AND USO CHECK PRESENTATION

On August 4, Darren O'Day and his wife, Elizabeth, helped the United Service Organization support our nation's troops and their families. Through a new USO campaign called "Barbecue for the Troops,"



CAUSE-RELATED PROGRAMS

FATHER'S DAY CATCH ON THE FIELD

For the first time ever at Oriole Park, the Orioles, in partnership with Majestic, hosted more than 300 fans playing catch on the field on Father's Day, June 16, prior to that day's game against the Boston Red Sox. Proceeds totaling more than \$15,000 from the sold-out event benefitted the Baltimore Orioles Charitable Foundation.

ORIOLES CELEBRATE FATHER'S DAY AND SUPPORT PROSTATE CANCER AWARENESS

Leading up to Father's Day, Major League Baseball partnered with the Prostate Cancer Foundation and Stand Up To Cancer for the 17th annual Prostate Cancer Foundation Home Run Challenge to raise funds for prostate cancer research and awareness efforts. From June 11 through June 16, fans were able to make a monetary pledge at homerunchallenge.org for each home run hit in all MLB games during the six-day period. Since its inception, the Home Run Challenge has raised more than \$40 million for prostate cancer research. On Father's Day, June 16, the Orioles selected a father to throw out the ceremonial first pitch prior to their game against the Boston Red Sox. Around the league, Major League Baseball players, managers, coaches, trainers, umpires and groundskeepers promoted prostate cancer awareness and showed their support for those affected by the disease by wearing blue wristbands and blue ribbon uniform decals. Clubs also used a special blue Major League Baseball Father's Day lineup card.

HONORARY BAT GIRL HIGHLIGHTS MOTHER'S DAY

On Mother's Day, Major League Baseball and Susan G. Komen for the Cure announced the Orioles' winner of the Honorary Bat Girl contest, a campaign designed to recognize incredible baseball fans who are going to bat against breast cancer in their daily lives. The Orioles' winner, Krista McKenzie-McElwain, was recognized in a special on-field ceremony prior to the Orioles' game that day against the Padres and also threw out the ceremonial first pitch.

The Honorary Bat Girl contest was developed to raise additional awareness and support for the annual Going to Bat Against Breast Cancer program, a joint program between MLB and Susan G. Komen for the

the O'Days hosted a bullpen picnic barbeque and invited Orioles fans, friends and families to support servicemen and women by making a donation to the USO. The event included a silent auction featuring many one-of-a-kind items provided and autographed by Orioles players. The Orioles also auctioned off the special "Stars and Stripes" hats the players wore during the July 4 game vs. the Texas Rangers. OriolesREACH, along with the O'Days, presented a check for \$23,463 to the USO during a pregame ceremony on September 12.

DARREN O'DAY, CHRIS DAVIS PARTNER WITH LUKE'S WINGS

Orioles players Darren O'Day and Chris Davis made a donation based on their on-field performance to Luke's Wings, a non-profit military organization dedicated to the support of current and former service members who have been wounded in battle. O'Day donated \$40 for every batter he struck out and Davis donated \$100 for every home run he hit to the cause. Recognizing the immediate need for families to be with their loved ones at such a difficult time, Luke's Wings provides families with the means to visit injured service members during their hospitalization and rehabilitation. By purchasing travel agency services and travel tickets for loved ones, Luke's Wings provides an immediate and invaluable service to the families of our men and women in service while also helping to encourage and motivate the service member's recovery or provide comfort during the final stages of life. Luke's Wings also partners with other non-profits who provide other free or discounted services, including accommodations, meals and local entertainment. More than \$7,600 was raised for the cause thanks to Davis' 53 home runs and O'Day's 59 strikeouts.





Cure, the world's largest breast cancer organization. One player from each Club was deemed a representative on Mother's Day, and most have personally experienced the effects breast cancer and other cancers have had on their families. The Orioles representative was Nick Markakis, whose mother survived breast cancer. In addition, the team donated 200 tickets to the Susan G. Komen for the Cure Maryland supporters.

SHANNON'S FUND

In 2008, the Orioles and OriolesREACH established a fund, created in memory of Shannon Obaker, the team's former Director of Community Outreach who bravely fought cancer for over a year before passing away in 2007 at the age of 29. The University of Maryland Medical Center administers Shannon's Fund with monies donated to patients and their family members as need arises to assist with the general expenses associated with the treatment process, including hospital parking, alternate housing, food costs and household bills.

On May 18, the Orioles hosted an exclusive fundraising event for Shannon's Fund. For a \$50 donation, fans received a left field lower box game ticket and enjoyed a pre-game party on the Roof Deck that included visits from Brady Anderson, Mike Bordick, Dave Johnson and current Orioles pitcher Wei-Yin Chen. The Oriole Bird posed for photos with fans attending the event while the Orioles conducted a silent auction of O's memorabilia and autographed items on the main concourse, raising more than \$20,000 for the fund.

ORIOLES RAISE AWARENESS "4 ALS"

May was national ALS Awareness month. To continue baseball's long-standing commitment to raising awareness of ALS (Amyotrophic Lateral Sclerosis), Major League Baseball and all 30 Clubs once again teamed up for "4 ALS." On May 30, the Orioles hosted The Brigrance Brigade Foundation. The Brigrance Brigade Foundation, founded by former Baltimore Ravens player O.J. Brigrance and his wife, Chanda, was created to equip, encourage and empower people living with ALS, also known as Lou Gehrig's Disease, an illness from which Brigrance himself suffers. The Foundation strives to improve the quality of life of ALS patients and their families by providing much-needed equipment, resource guidance and support services, as well as funding for various ALS research initiatives. Chanda, accompanied by



O.J., threw out the ceremonial first pitch prior to the Orioles' game against the Washington Nationals. The Orioles donated 100 tickets to the game to the Brigrance Brigade Foundation for ALS patients and their families, as well as Foundation volunteers. O.J. Brigrance is a championship football player who is one of the few players to have won both a CFL and NFL championship and the only player to accomplish this feat in the same city, Baltimore. In 2000, Brigrance played for the Baltimore Ravens and made the first tackle in their win in Super Bowl XXXV. After his retirement as a player, Brigrance returned to Baltimore to serve as the Director of Player Development for the Ravens, and since 2010, Brigrance has been the Ravens' Senior Advisor to Player Development.

ORIOLES SUPPORTS BARCS

The Orioles have supported the Baltimore Animal Rescue and Care Shelter (BARCS), a non-profit shelter that accepts and cares for all animals in need and promotes responsible pet ownership for a more humane community in Baltimore City, through pet calendar sales and player appearances at the shelter over the last several years, raising close to \$100,000 for the organization through these efforts. The club continued its support of BARCS on August 17 as Wei-Yin Chen, J.J. Hardy, Troy Patton, Chris Tillman and Matt Wieters appeared at the shelter to sign autographs for those who purchased a 2014 Orioles Pet Calendar, presented by High's Dairy Stores. To help further support BARCS' efforts, Orioles players and coaches including Buck Showalter, Chris Davis, Tommy Hunter, Darren O'Day, Ryan Flaherty and Matt Wieters appeared at "Pawz for Pazo," an

exclusive event at PAZO Restaurant in Harbor East on September 8. Almost \$50,000 was raised for BARCS through the Player Pet Calendar Sales in 2013 and an additional \$26,000 was raised at Pawz for Pazo.

JACKIE ROBINSON DAY

In recognition of the 66th anniversary of Jackie Robinson becoming the first African-American player in Major League Baseball on April 16, all Orioles uniformed personnel wore #42, Robinson's number, joining all other major league teams in honoring Robinson's historic achievement. Each player's authenticated game-worn and autographed #42 jersey was then made available for auction on Orioles.com. The auction raised more than \$23,000 to benefit the Baltimore Orioles Charitable Foundation and the Jackie Robinson Foundation. In a pre-game ceremony on April 16, the Orioles celebrated Jackie Robinson Day at Camden Yards by recognizing Jackie Robinson Foundation scholar Brittany Thomas from Johns Hopkins University.

ANNUAL CARDBOARD TO LEATHER COLLECTION

On September 8, the Orioles and OriolesREACH teamed up with the Oriole Advocates and Legg Mason to hold the Annual Cardboard to Leather Collection. Fans were encouraged to bring donations of new or gently used baseball and softball equipment or monetary donations to help support youth in developing countries. Over \$4,400 was raised through a silent auction and the gate collection, while Miguel Gonzalez and representatives from Legg Mason presented the Oriole Advocates Charitable





Fund with a \$15,000 contribution during special on-field ceremonies. The Baseball Tomorrow Fund also awarded a \$5,000 grant to the Foundation for the purchase of new equipment.

ORIOLES REACH COMMUNITY BOOTH

During each home game, the Orioles provide a community booth for charitable, non-profit organizations to distribute information, sell raffle tickets, register participants or provide health care screenings.

DONATIONS

The Orioles donate memorabilia items to charitable non-profit organizations for fundraising activities. Through these contributions the Orioles helped hundreds of non-profit organizations raise money for their causes in 2013. For a complete list of organizations that were helped this year, visit orioles.com/community.

HIGH FIVE FUNDRAISING PROGRAM

The OriolesREACH High Five Fundraising Program continues to help local non-profit groups, civic organizations, school and youth groups raise money for their efforts. In 2013, the program helped raise over \$158,000 for local groups. Since its inception in 2005, the High Five Program has helped to raise well over \$1.4 million for these groups.



IN THE COMMUNITY

ORIOLES FANFEST

On February 1, Orioles FanFest was held at the Baltimore Convention Center. A day-long celebration of baseball, FanFest featured autograph signings by current and former Orioles players and coaches, question and answer forums with players, coaches and media, clinics taught by players and coaches, exhibits, a just-for-kids press conference with players, giveaways and interactive games. Over 15,000 people attended the event and more than \$137,000 was raised for the Orioles Charitable Foundation through the sale of autograph vouchers, memorabilia, grab bags and a silent auction.

35TH ANNUAL KIDS HOLIDAY PARTY

This past December, current and former Orioles hosted 80 kindergarten through fifth grade students from Alexander Hamilton Elementary School in Baltimore as part of the 35th Annual OriolesREACH Holiday Party for Kids on December 16 at Dave & Busters in the Arundel Mills Mall. Current Orioles Nick Markakis, Steve Johnson and Steve Clevenger were joined by former O's Al Bumby and Dave Johnson for the event, with MASN's Jim Hunter serving as emcee and Tom Davis playing the role of Santa Claus. Players served lunch, played games and signed autographs for the students. Gifts donated by the Orioles were given to each child. Plus, Nick



and Christina Markakis made a financial contribution to the party and provided a new baseball glove for each child.

PLAYER INVOLVEMENT

One of the best examples of the Orioles reaching out into the community is when Orioles players and coaches appear at various functions and events in our neighborhoods. Even the Oriole Bird has "flown" to over 200 events both in the Mid-Atlantic area as well as Sarasota since last season.

Among the many appearances in 2013 were the following visits: several Orioles to Walter Reed National Military Medical Center in Bethesda; Chris Davis with children from the Christian Youth Athletics Program; a Brian Matusz visit to pediatric patients at Sinai Hospital; Miguel Gonzalez at Highlandtown Elementary/Middle School, Tommy Hunter at Under Armour Freedom Day, Chris Tillman at Beth Tfiloh Camp, Chris Davis at the AT&T Store in Columbia, and many players signing autographs for fans at the Orioles Team Store in York, PA throughout the season.

NICK AND CHRISTINA MARKAKIS BOYS AND GIRLS CLUB PHILANTHROPY AWARD

On April 11, Nick and Christina Markakis were recognized by the Boys and Girls Club of Metropolitan Baltimore for their community service at their second annual "Be Great Champions for Youth" Gala. Christina was on hand to receive the Philanthropy Award, which is given to individuals who strive to make a positive difference in children's lives.

JONES NAMED THE ORIOLES NOMINEE FOR THE ROBERTO CLEMENTE AWARD

Major League Baseball announced that Adam Jones was named the Orioles' 2013 nominee for the prestigious Roberto Clemente Award. The Orioles presented Adam Jones with the Roberto Clemente Award on September 24 in an on-field ceremony prior to their game against the Toronto Blue Jays. Jones was one of the 30 Club finalists for the annual award, which recognizes a Major League Baseball player who best represents the game of baseball through positive contributions on and off the field, including sportsmanship and community involvement. The Roberto Clemente Award presented by Chevrolet pays tribute to Clemente's achievements and character by recognizing current players who truly understand the value of helping others.



CHRIS DAVIS PLAYER OF THE MONTH RECOGNITION AND CHECK PRESENTATION

Executive Vice President of Baseball Operations Dan Duquette helped recognize first baseman Chris Davis for his April American League Player of the Month award in a special on-field ceremony. In April, Chris Davis batted .348 with eight doubles, nine home runs, 28 RBI, 19 runs scored and 16 walks in 27 games to claim his first career A.L. Player of the Month award. In recognition of Davis' performance, the Orioles donated \$2,500 to Luke's Wings, a non-profit military organization dedicated to the support of current and former service members who have been wounded in battle. Luke's Wings provides families with the means to visit injured service members during their hospitalization and rehabilitation.





ADAM JONES RECEIVES "THE ORIOLE WAY" PLAYER AWARD

The Oriole Advocates, with the cooperation and support of the Baltimore Orioles, created The Oriole Way Award to recognize an Oriole player who has made significant contributions both on and off the field and who demonstrates a sincere willingness and desire to serve the community. The award is presented annually to a Baltimore Orioles player whose active participation in the community embraces the Oriole Advocates' mission of promoting and stimulating interest in baseball. The 2013 winner was centerfielder Adam Jones, who was honored in an on-field ceremony prior to the Orioles game against the Toronto Blue Jays on September 25.

Jones was recognized for his contributions to community initiatives, including the Boys and Girls Club of Metropolitan Baltimore. He also provided bats and catchers gear to 30 teams in the Baltimore Orioles' Reviving Baseball in Inner Cities (RBI) program. He is also personally supporting a Jackie Robinson Foundation scholar, Alanah Grisham. Through this grant, Alanah will receive four years of college tuition.

In addition to his financial generosity, Jones has continued his relationship with the Boys and Girls Club, hosting them at clinics and other special events. Each year since arriving in Baltimore Adam has donated \$5,000 a year to the OriolesREACH Ticket and Gameday Experience Program. Additionally, Jones served as Honorary Chair for the Y's 2013 Send a Kid to Camp campaign.

SARASOTA 365



The Sarasota 365 initiative is a sign of the Orioles' year-round commitment to our official Grapefruit League home. Throughout the year, OriolesREACH takes part in a variety of programs and events at Ed Smith Stadium, the Buck O'Neil Baseball Complex and throughout Sarasota County and surrounding areas. Some of the initiatives in Sarasota include: The Orioles Big League Reader Program; a series of youth baseball clinics; the Birdland Golf Classic to benefit the Miracle League of Manasota; Goodwill donation drive; a food drive; hosting a series of games as part of the USSSA President's Cup; a portion of parking proceeds designated for local charities; the OriolesREACH Gameday Experience program that brought over 600 disadvantaged children and developmentally challenged adults to the ballpark; Military Appreciation Day; and much more. For more information on the Orioles' year-round commitment, visit orioles.com/Sarasota.



MANAGER & COACHES



Buck SHOWALTER

26

MANAGER

BORN: May 23, 1956 **OPENING DAY AGE:** 57
BIRTHPLACE: DeFuniak Springs, FL
RESIDES: Dallas, TX and Baltimore, MD
CONTRACT STATUS: Signed through 2018
MAJOR LEAGUE SERVICE: Is entering his 21st season as a manager in professional baseball in 2014, his 16th season as a manager in the major leagues and his fifth as manager of the Orioles.

BATS LEFT **THROWS** LEFT

MANAGERIAL/COACHING CAREER

A two-time Manager of the Year (1994 and 2004), Buck Showalter enters his fifth season with the Orioles with 1,163 career wins, third most among active major league managers and 43rd all-time. In his managerial career, Showalter is 1,163-1,095 in 15 seasons as manager of the New York Yankees (313-268; 1992-1995), Arizona Diamondbacks (250-236; 1998-2000), Texas Rangers (319-329; 2003-06) and Orioles (281-262; 2010-Current). He recorded his 1,000th career win on May 1, 2012 at New York. On January 16, 2013, the Orioles announced a contract extension for Showalter through 2018.

Showalter was hired as the 19th manager in Orioles history on July 29, 2010 and took the helm on August 2, directing the club to a 34-23 finish, the second-best record in the AL over the last 57 games behind Minnesota's 35-22 finish. Showalter became the first manager since 1900 to take over a team on August 1 or later and win more games the rest of the way (34) than the club won before he took over (32). He is also the first manager in major league history to win seven of his first eight games after taking over a team in mid-season that was 20 or more games under .500.

In 2012, Showalter led the Orioles to a 24-game improvement (69 wins in 2011 to 93 in 2012) and the American League Division Series, where they fell to the New York Yankees, three games to two. The Orioles and Rangers reached the postseason in 2012 as the two Wild Card teams and met in a one-game playoff in Arlington to determine the Wild Card team for the Division Series round. The Orioles advanced with a 5-1 win. Following the season, Showalter was named *The Sporting News* 2012 AL Manager of the Year and was awarded the C.I. Taylor Legacy Award by the Negro Leagues Baseball Museum as the top AL manager.

Showalter spent the first 19 years of his professional baseball career in the New York Yankees organization, culminating in a four-year stint as manager from 1992-95. In 1994 Showalter earned AL Manager of the Year honors, guiding New York to a 70-43 record before the strike ended the season prematurely. The next season, he led the Yankees to their first playoff berth in 14 years and managed the American League All-Star Team. He was the youngest manager in the major leagues in each of his four seasons in New York.

In November 1995, Showalter joined the Arizona Diamondbacks, 28 months before the expansion franchise began play, and helped shape the new team's major league operations. In 1999, he guided the Diamondbacks to a 100-win season and the NL West division title, an improvement of 35 victories over the previous season, the most in major league history.

Showalter joined the Texas Rangers prior to the 2003 season and, in 2004, led the club to an 18-win improvement over the previous year, earning his second Manager of the Year honor.

Showalter's managerial career began in 1985 with the Oneonta Yankees. He managed for five seasons in the Yankees minor league system, earning Eastern League Minor League Manager of the Year honors in 1989, prior to joining the major league coaching staff in 1990.

Texas: Ranks fourth on the Rangers all-time manager's win list with 319...Only Ron Washington (611), Bobby Valentine (581) and Johnny Oates (506) have more wins as the Rangers skipper...Named the BBWAA's American League Manager of the Year in 2004 after guiding the Rangers to an 89-73 record, leading a team that was not eliminated from playoff contention until the final week of the season...Piloted the club to a third place finish in the AL West, just three games behind division champion Anaheim...Texas' 89 victories marked an 18-win improvement over its 2003 finish, matching the third-largest increase between two seasons in Rangers history...Named the 2004 *The Sporting News* AL Co-Manager of the Year, winning that award for the second time (also 1994)...Tied with the Twins' Ron Gardenhire for



Buck SHOWALTER



The Sporting News award in 2004...Was appointed as the 16th full time manager in club history on October 11, 2002, signing a four-year contract.

Arizona: Guided the Diamondbacks to a 250-236 (.514) record from 1998-2000, the franchise's first three seasons in the National League...2000: Arizona led the NL West for first four months before finishing third at 85-77, 12 games behind San Francisco...1999: Guided the Diamondbacks to the NL West title with a 100-62 record, 14 games ahead of San Francisco...Marked the first time that an expansion team had ever won a division title in as few as two years...Increase of 35 victories from 1998 represented the biggest improvement in major league history...Diamondbacks won 51 of final 68 games...Arizona lost in four games to the New York Mets in the NL Division Series...1998: In its inaugural season, Arizona was 65-97, the fourth most wins ever for an expansion club in its first year...Won seven consecutive contests, August 28-September 4, tying the 1961 Los Angeles Angels for longest winning streak ever for an expansion team...Joined the Arizona organization as its first manager on November 15, 1995, 28 months before the NL expansion club began play...During that period was instrumental in the formation of Arizona's major league operation and was heavily involved in the scouting of major and minor league talent.

New York Yankees: Had a 313-268 record (.539) in four seasons as New York's manager...At that time was the longest consecutive tenure for a Yankees skipper since Ralph Houk managed from 1966-73...Was the major leagues' youngest manager in each of his four seasons at New York...1995: Yankees earned their first postseason appearance since 1981, winning the AL Wild Card with a 78-66 record, second in the East, seven games behind Boston...New York won nine of final 10 games to earn playoff berth...Won first two games of AL Division Series versus Seattle before dropping final three contests in the Kingdome...Managed the AL squad in the July 11 All-Star Game at Rangers Ballpark in Arlington, losing to the NL, 3-2...1994: Guided Yankees to 70-43 record, a .619 winning percentage that ranked as second best in the majors at time of players' strike on August 12...Had a 6.5 game lead in AL East, biggest advantage of any division...Won his 200th game as a Yankee on June 13 in Baltimore at the age of 38, second youngest New York skipper to reach that milestone behind Clark Griffith at age 35 in 1905...Selected as the AL Manager of the Year by the Baseball Writers Association of America and The Sporting News...1993: New York finished second in AL East at 88-74, seven games behind Toronto and a 13-game improvement from 1992...Finished second in AL BBWAA Manager of the Year balloting behind Chicago's Gene Lamont...1992: Appointed as the 30th Yankees manager on October 29, 1991 at age 35, the club's youngest skipper since Roger Peckinpaugh (23) in 1914...New York went 76-86, a five-game improvement from 1991 and had second best start in team history at 6-0...Served as a coach for Tom Kelly in the All-Star Game at San Diego, the first Yankee manager to achieve that distinction since Houk in 1970.

New York Organization: Spent the first 19 seasons of his pro career in the Yankees organization...Was on New York's major league coaching staff for two seasons, serving as team's "eye in the sky coach" for the first half of 1990 and as third base coach from June 6, 1990 through 1991...Compiled a 360-207 record in five seasons as a minor league manager from 1985-1989 with four first place finishes...Had a 14-4 record in postseason play, winning league championships at Oneonta (New York-Penn) in 1985, Fort Lauderdale (Florida State) in 1987, and Albany-Colonie (Eastern) in 1989...Eastern League Manager of the Year in 1989 as Albany-Colonie won 92 games, most for a Yankee farm club since 1980...Oneonta established New York-Penn League records for victories in both 1985 (55) and 1986 (59)...Served as third base coach at Fort Lauderdale in 1984.

PLAYING CAREER

A fifth-round selection by the Yankees in the 1977 draft, he spent seven seasons as first baseman-outfielder in Yankees minor league system from 1977-83 with a career .294 average...Led Southern League in hits (152) at Nashville in 1982...Was a teammate of Don Mattingly at Nashville in 1981...Also topped SL in hits (178, a league record that still stands) and finished second in average (.324) in 1980, when Nashville won a league record 97 games...Teammates that year included future major leaguers Steve Balboni, Tom Filer, Andy McGaffigan, Willie McGee, Rafael Santana and Pat Tabler.

AMATEUR BACKGROUND

Earned First Team All-America honors in 1977 in his only season at Mississippi State University, where he established a still-standing school record for batting average (.459) and a then team mark for RBI (44)...Was an All-American in 1976 at Chipola Junior College in Marianna, FL...Had his jersey retired at Chipola on February 5, 2011...Played for Hyannis in Cape Cod League in summer of 1976, batting .434 to break Thurman Munson's league record...The .434 mark is still the highest in Cape Cod League history...Was elected to the Cape Cod League Hall of Fame in 2002...Played baseball, basketball and football at Century, FL HS (graduated in 1974).



Buck SHOWALTER

PERSONAL/MISCELLANEOUS

After wearing #11 in his previous managerial stints, switched to #26 after joining the Orioles to honor the late O's player and manager Johnny Oates...Prior to joining the Orioles, and during the 2001 and 2002 seasons, Showalter worked for ESPN as a regular studio analyst on Baseball Tonight and an analyst on ESPN's television and radio broadcasts. He also worked the 2002 Arizona-St. Louis Division Series games for ESPN Radio...Graduated from Mississippi State University with a B.S. in education in 1979...Buck's father, the late William Nathaniel II was an All-American fullback at Milligan College in Tennessee and then served as principal at Century High School for 23 years...Was called "Nat" throughout his youth before acquiring nickname "Buck" from Ed Napoleon, his manager at Fort Lauderdale in 1977...Buck and his wife, Angela, were married on March 5, 1983, and have two children...Their daughter, Allie St. Clair Showalter Robinson, was born January 30, 1987, and married Andrew Robinson in 2013...She is a law student at Southern Methodist University... Their son, William Nathaniel IV (Nathan), was born December 17, 1991, and is a student at Texas Christian University.

PLAYING RECORD

YEAR	CLUB	AVG	G	AB	R	H	2B	3B	HR	RBI	BB	SO	SB	CS
1977	Ft. Lauderdale	.362	56	196	32	71	8	1	1	25	36	13	4	3
1978	West Haven	.289	123	429	52	124	13	2	3	46	55	34	19	8
1979	West Haven	.279	129	469	71	131	7	3	6	51	36	30	8	6
1980	Nashville	.324	142	550	84	178	19	3	1	82	53	23	6	9
1981	Nashville	.264	90	307	46	81	17	6	0	38	46	16	3	3
	Columbus	.189	14	37	6	7	1	0	1	3	3	0	0	0
1982	Nashville	.294	132	517	66	152	29	3	3	46	61	42	2	5
1983	Nashville	.276	89	297	35	82	13	4	1	37	39	22	1	3
	Columbus	.238	18	63	9	15	3	0	1	8	7	3	1	0
Totals		.294	793	2865	401	841	110	22	17	336	336	183	44	37

BUCK SHOWALTER'S MILESTONE WINS:

#	DATE	OPPONENT
1	April 7, 1992	vs. Boston
100	May 22, 1993	at Boston
200	June 13, 1994	at Baltimore
300	September 12, 1995	at Cleveland
400	May 17, 1999	at San Francisco
500	May 8, 2000	vs. Los Angeles (NL)
600	July 9, 2003	vs. Minnesota
700	August 17, 2004	vs. Cleveland
800	September 25, 2005	at Oakland
900	September 4, 2010	vs. Tampa Bay
1000	May 1, 2012	at New York (AL)
1100	May 10, 2013	at Minnesota

On May 1, 2012 Showalter recorded the 1,000 win of his managerial career, becoming the 58th person to do so.
29 of the previous 57 have been inducted into the National Baseball Hall of Fame
(13 others are not yet eligible for induction).

Buck SHOWALTER

MANAGERIAL RECORD

YEAR	CLUB	LEAGUE	POS	W	L	PCT
1985	Oneonta	NY-Penn	1st-a	55	23	.705
1986	Oneonta	NY-Penn	1st-b	59	18	.766
1987	Ft. Lauderdale	Florida St.	1st-c	85	53	.616
1988	Ft. Lauderdale	Florida St.	3rd/3rd	69	65	.515
1989	Albany	Eastern	1st-d	92	48	.657
1992	New York	AMERICAN	4th	76	86	.469
1993	New York	AMERICAN	2nd	88	74	.543
1994	New York	AMERICAN	1st-e	70	43	.619
1995	New York	AMERICAN	2nd-f	79	65	.549
1998	Arizona	NATIONAL	5th	65	97	.401
1999	Arizona	NATIONAL	1st-g	100	62	.617
2000	Arizona	NATIONAL	3rd	85	77	.525
2003	Texas	AMERICAN	4th	71	91	.438
2004	Texas	AMERICAN	3rd	89	73	.549
2005	Texas	AMERICAN	3rd	79	83	.488
2006	Texas	AMERICAN	3rd	80	82	.494
2010	Baltimore	AMERICAN	5th	34	23	.596
2011	Baltimore	AMERICAN	5th	69	93	.426
2012	Baltimore	AMERICAN	2nd-h/i	93	69	.57
2013	Baltimore	AMERICAN	T-3rd	85	77	.525
ML Totals				1,163	1,095	.515
Minor Lg. Totals				360	207	.635
Professional Totals				1,523	1,302	.539

a - Defeated Geneva in one-game semifinal...Defeated Auburn 2-1 for league championship
b - Lost to Newark in one-game semifinal
c - Defeated Lakeland 2-0 in semifinals...Defeated Osceola 3-1 for league championship
d - Defeated Reading 3-1 in semifinals...Defeated Harrisburg 3-1 for league championship
e - Led AL East by 6.5 games when strike halted play on August 12
f - Won Wild Card...Lost to Seattle 3-2 in American League Division Series
g - Won NL West...Lost to New York Mets 3-1 in National League Division Series
h - Defeated Texas in one-game Wild Card round
i - Lost to New York 3-2 in American League Division Series

ORIOLES MANAGERS ALL-TIME RECORDS

Manager	Years	Record	Pct.	Manager	Years	Record	Pct.
Luman Harris*	1961	17-10	.630	Ray Miller	1998-99	157-167	.485
Earl Weaver	1968-82/85-86	1,480-1,060	.583	Lee Mazzilli	2004-05	129-140	.480
Davey Johnson	1996-97	186-138	.574	Frank Robinson	1988-91	230-285	.447
Hank Bauer	1964-68	407-318	.561	Sam Perlozzo*	2005-07	122-164	.427
Joe Altobelli	1983-85	212-167	.559	Mike Hargrove	2000-03	275-372	.425
Johnny Oates	1991-94	291-270	.519	Cal Ripken, Sr.	1987-88	68-101	.402
Buck Showalter	2010-	281-262	.517	Dave Trembley*	2007-10	187-283	.398
Billy Hitchcock	1962-63	163-161	.503	Jimmy Dykes	1954	54-100	.351
Phil Regan	1995	71-73	.493	Juan Samuel*	2010	17-34	.333
Paul Richards	1955-61	517-539	.490	*served as interim manager			



Dom **CHITI**

54

BULLPEN COACH

BATS
LEFT

THROWS
LEFT

BORN: December 10, 1958

OPENING DAY AGE: 55

BIRTHPLACE: Independence, MO

RESIDES: Auburndale, FL

MAJOR LEAGUE SERVICE: Enters his sixth major league season as a bullpen coach and first with the Orioles.

MANAGERIAL/COACHING CAREER

Is in his first year with the Orioles as bullpen coach...Spent the 2013 season as the Braves' Special Assistant to the General Manager for Pitching Development...From 2009 through the 2012 season, he was a Major League Scout for the Braves and served as a Special Assistant to the General Manager...Prior to his stint working in Atlanta, Chiti was part of the Texas organization, where he served as Bullpen Coach during the 2006-08 seasons and Director of Player Personnel from July 2004 through the 2005 season...Chiti joined the Rangers in 2002 as a Special Assistant to the General Manager (2002-03), and also served as the club's advance scout in the first half of the 2004 season... Chiti spent 12 years (from 1989 through 2001) in the Cleveland Indians organization, where he served as the club's American League advance scout from 1996-2001 after joining the team in 1989 as a roving minor league instructor... He was promoted to the Major League Bullpen Coach for the Indians in 1992 and served as an advance scout in 1994. In 1995, he was the pitching coach for Triple-A Buffalo, a club that made the International League playoffs... Chiti began his coaching career in the Orioles organization in 1982, where he spent nine seasons, serving as a minor league pitching coach and a roving pitching instructor before joining the Indians in 1990.

PLAYING CAREER

Pitched for six years in the minor leagues, compiling a 30-42 mark and a 4.13 ERA (567.0IP, 260ER) in 115 games (87 starts)...The southpaw pitched for five years in the Braves organization, advancing as high as Double-A Savannah in 1978 and 1979, before joining the Orioles organization in 1981 with Single-A Hagerstown...Attended New River Community College in Dublin, VA where he studied accounting...Was drafted by the Atlanta Braves in the second round of the 1976 June Draft out of Raleigh-Egypt HS in Memphis, TN.

PERSONAL

His father, Harry, was a major leaguer who spent more than eight seasons with the Chicago Cubs, Kansas City Royals, Detroit Tigers and the New York Mets...Chiti, and his wife, Jennifer, reside in Auburndale, Florida...He has two children, Morgan Bishop and John Dominic, and three stepchildren, Kira, Kasie and Krista.

COACHING TIMELINE

1982	Pitching Coach, Bluefield Orioles, Appalachian League, R (Orioles)
1983	Pitching Coach, Hagerstown Suns, Carolina League, A (Orioles)
1984	Pitching Coach, Bluefield Orioles, Appalachian League, R (Orioles)
1985	Pitching Coach, Charlotte Orioles, Southern League, AA (Orioles)
1986-88	Pitching Coach, Rochester Red Wings, International League, AAA (Orioles)
1989-90	Roving Minor League Instructor, Cleveland Indians
1991	Minor League Pitching Coordinator, Cleveland Indians
1992-93	Bullpen Coach, Cleveland Indians
1994	Major League Advance Scout, Cleveland Indians
1995	Pitching Coach, Buffalo Bisons, International League, AAA (Indians)
1996-2001	Major League Advance Scout, Atlanta Braves
2002-03	Special Assistant to the General Manager, Texas Rangers
2004	Major League Advance Scout, Texas Rangers
2004-05	Director of Player Development, Texas Rangers
2006-08	Bullpen Coach, Texas Rangers
2009-12	Special Assistant to the General Manager/Major League Scout, Atlanta Braves
2013	Special Assistant to the General Manager for Pitching Development, Atlanta Braves
2014-	Bullpen Coach, Baltimore Orioles



55

Einar **DIAZ**

BATS
RIGHT

THROWS
RIGHT

ASST. HITTING COACH

BORN: December 28, 1972

OPENING DAY AGE: 41

BIRTHPLACE: Chiriqui, Panama

RESIDES: Ellenton, FL

MAJOR LEAGUE SERVICE: In his second year as a major league coach and second with the Orioles as Assistant Hitting Coach.

MANAGERIAL/COACHING CAREER

Is in his second year as assistant hitting coach on the major league staff... Is in his seventh year in the organization... After starting his coaching career in 2008 as a field coach with the Gulf Coast League Orioles and Aberdeen IronBirds, Diaz managed the Rookie-level Bluefield Orioles in 2009 and 2010... He served as a field coach for Double-A Bowie in 2011 and with Single-A Delmarva in 2012 before being added to the major league staff prior to the 2013 season.

PLAYING CAREER

Played in 673 games over 11 major league seasons for the Indians, Dodgers, Rangers, Expos and Cardinals...Batted .254 (523-2061) with 21 home runs and 202 RBI in the major leagues...Was on the Indians' roster for the ALDS in 1998, 1999 and 2001 and was on St. Louis' roster for the NLDS in 2005...Appeared in the ALCS in 1998 and was on St. Louis' NLDS roster in 2005 but did not see action...Had a career-high five hits May 5, 2000 at Toronto...Made his major league debut September 9, 1996 against California... Recorded his first major league hit, a double, off Tim Lincecum, on September 19, 1997 at Kansas City...Hit his first home run September 9, 1998 at Toronto off Woody Williams...Was named to *Baseball Digest's* 1999 Major League Rookie All-Star Team...Was a South Atlantic League All-Star in 1994 and a 1998 International League All-Star.

PERSONAL

Has three children, Tony, Alexis and Christian.

COACHING TIMELINE

2008	Field coach, Gulf Coast League Orioles, Gulf Coast League, Rookie (Orioles)
2008	Field coach, Aberdeen Ironbirds, New York-Penn League, A (Orioles)
2011	Field coach, Bowie Baysox, Eastern League, AA (Orioles)
2012	Field coach, Delmarva Shorebirds, South Atlantic League, A (Orioles)
2013-	Assistant Hitting Coach, Baltimore Orioles

RECORD AS MANAGER

Year	Class	Club	League	W-L	Pct
2009	A	Bluefield	Appalachian	33-35	.485
2010	A	Bluefield	Appalachian	23-45	.338
Totals				56-80	.412





Bobby DICKERSON 11

THIRD BASE COACH

BATS RIGHT
THROWS RIGHT

BORN: September 4, 1965 **OPENING DAY AGE:** 48

BIRTHPLACE: Laurel, MS **RESIDES:** Laurel, MS

MAJOR LEAGUE SERVICE: Enters his second season as a major league coach with the Orioles after 20 years as a minor league manager, coach or instructor in the Orioles, Cubs and Diamondbacks organizations.

MANAGERIAL/COACHING CAREER

Is in his second year as a major league coach after spending 20 years as a minor league manager, coach or instructor... Spent the previous three seasons as the Orioles' Minor League Infield Coordinator before being promoted to the major league staff... Took some time out of the 2010 season to fill in as interim manager of the Triple-A Norfolk Tides (from June 4th through the end of the season after Gary Allenson's promotion to the Baltimore coaching staff)... Managed the club to a 43-46 record... Also served as a minor league coach and manager in the minors for the Orioles for five seasons from 1993-97... Served as a player-coach at Triple-A Rochester in 1993 before becoming the infield instructor in 1994... In addition to his duties as Minor League Infield Instructor, Dickerson also managed Rookie-level Bluefield to Appalachian League Championships in 1996 and 1997... Left the Orioles in 1998 to become the Infield Coordinator for the Arizona Diamondbacks organization... Was named Arizona's Minor League Field Coordinator in 1999 before being named the manager of the Double-A El Paso club in 2000... Returned to the infield instructor position for Arizona in 2001... Joined the Chicago Cubs in 2002 for a four-year stint as manager of the Double-A West Tenn Diamond Jaxx, where he went 291-264, reaching the postseason twice... Served as interim manager for 11 games for Triple-A Iowa in 2006 and became the full-time manager for Iowa in 2009... Was the Cubs' Minor League Infield and Bunting Coordinator from 2006-08... Following the 2009 season he managed the Mexicali club in the Mexican Winter league to a playoff berth... Served as manager for Mesa in the 2002 Arizona Fall League.

PLAYING CAREER

Was drafted in the 23rd round of the 1987 amateur draft by the New York Yankees out of Nicholls State University in Thibodaux, LA... Played seven seasons in the minors with the Yankees and Orioles, batting .236 with 13 homers and 159 RBI in 437 games... Played for Buck Showalter from 1987-89 in the Yankees farm system... Was a teammate of NFL Hall of Famer Deion Sanders in 1987 with Single-A Fort Lauderdale.

PERSONAL

Resides in Laurel, MS with his wife, Christine, and their children, Ashley and Dustin.

COACHING TIMELINE

- 1993 Player/Coach, Rochester Red Wings, International League, AAA (Orioles)
- 1994-97 Minor League Infield Instructor (Orioles)
- 1996-97 Manager, Bluefield Orioles, Appalachian League, R (Orioles)
- 1998 Minor League Infield Coordinator (Diamondbacks)
- 1999 Minor League Field Coordinator, (Diamondbacks)
- 2000 Manager, El Paso Diablos, Texas League, AA (Diamondbacks)
- 2001 Minor League Infield Instructor (Diamondbacks)
- 2002-05 Manager, West Tenn Diamond Jaxx, Southern League, AA (Cubs)
- 2006 Interim Manager, Iowa Cubs, Pacific Coast League, AAA (Cubs)
- 2006-08 Minor League Infield/Bunting Coordinator (Cubs)
- 2009 Manager, Iowa Cubs, Pacific Coast League, AAA (Cubs)
- 2010 Interim Manager, Norfolk Tides, International League, AAA (Orioles)
- 2010-12 Minor League Infield Coordinator, Baltimore Orioles
- 2013- Third Base Coach, Baltimore Orioles

Bobby DICKERSON



MANAGERIAL RECORD

YEAR	CLASS	CLUB	LEAGUE	W-L	PCT
1996	R	Bluefield	Appalachian	42-26	.618
1997	R	Bluefield	Appalachian	40-29	.580
2000	AA	El Paso	Texas	74-66	.529
2002	AA	West Tenn	Southern	73-67	.521
2003	AA	West Tenn	Southern	65-73	.471
2004	AA	West Tenn	Southern	70-68	.507
2005	AA	West Tenn	Southern	83-56	.597
2006*	AAA	Iowa	Pacific Coast	6-5	.545
2009	AAA	Iowa	Pacific Coast	72-72	.500
2010*	AAA	Norfolk	International	43-46	.483
Totals				568-508	.528

*-interim manager

PLAYING CAREER

YEAR	CLUB	AVG	G	AB	R	H	2B	3B	HR	RBI	BB	SO	SB	CS
1987	Oneonta	.278	8	18	4	5	1	0	1	4	2	1	1	0
1987	Fort Lauderdale	.196	23	56	6	11	5	0	0	3	4	14	0	0
1988	Fort Lauderdale	.246	85	305	29	75	21	0	2	42	5	50	1	0
1989	Albany-Colonie	.255	21	55	8	14	2	0	1	5	0	12	1	0
1989	Columbus	.185	24	65	8	12	4	0	0	5	2	15	0	1
1990	Albany-Colonie	.220	58	182	20	40	8	2	1	17	7	29	0	0
1991	Hagerstown	.238	90	302	34	72	12	4	1	36	9	44	2	0
1991	Rochester	.333	2	6	0	2	1	0	0	0	0	1	0	0
1992	Rochester	.241	86	249	28	60	7	3	4	29	11	43	1	3
1993	Rochester	.250	40	88	12	22	3	1	3	18	4	18	0	1
Minor League totals		.236	437	1326	149	313	64	10	13	159	44	227	6	5

PRESIDENTIAL VISITS

#	Year	President	Date/Game	Opp.	W/L	Score	Notes
1	1979	Jimmy Carter	WS Game 7	PIT	L	1-4	
2	1983	Ronald Reagan	WS Game 1	PHI	L	1-2	
3	1984	Ronald Reagan	Opening Day	CWS	L	2-5	
4	1986	Ronald Reagan	Opening Day	CLE	L	4-6	
5	1989	George Bush	Opening Day	BOS	W	5-4 (11)	Also hosted incumbent President Hosni Mubarak (Egypt)
6	1989	George Bush	June 28	TOR	W	2-1	
7	1989	George Bush	August 4	TEX	L	4-6	
8	1990	George Bush	July 16	TEX	W	7-6	
9	1991	George Bush	May 15	OAK	L	3-6	President hosted Queen Elizabeth II & Prince Philip
10	1992	George Bush	Opening Day	CLE	W	2-0	President & grandson threw out first balls to open OPACY
11	1993	Bill Clinton	Opening Day	TEX	L	4-7	
12	1995	Bill Clinton	September 6	CAL	W	8-0	2,131; Prez & VP attended together (first time outside WAS)
13	1996	Bill Clinton	Opening Day	KC	W	4-2	
14	1997	Bill Clinton	July 2	PHI	W	10-6	



Wayne KIRBY

24

FIRST BASE COACH

BATS
LEFT

THROWS
RIGHT

BORN: January 22, 1964

OPENING DAY AGE: 50

BIRTHPLACE: Williamsburg, VA

RESIDES: Las Vegas, NV

MAJOR LEAGUE SERVICE: Is in his fourth season as a major league coach. Spent eight seasons in the major leagues as a player with three teams (Cleveland 1991-96, Dodgers 96-97 and Mets 98).

MANAGERIAL/COACHING CAREER

Kirby enters his fourth season as the Orioles' first base coach...Spent five seasons (2006-10) with the Texas Rangers as the organization's Outfield and Baserunning Coordinator...Kirby was a member of the Cleveland Indians' player development staff in the four years (2002-05) before joining Texas...He began his coaching career in 2002 as a coach for Single-A Lake County, then was a coach for Single-A Kinston in 2004...Kirby spent 2005 as Hitting Coach for Double-A Akron before joining Texas in 2006.

PLAYING CAREER

Was a 13th round selection of the Los Angeles Dodgers in the 1983 amateur draft, playing professionally for 18 seasons... Spent six seasons with the Cleveland Indians (1991-96), batting .256 with 13 home runs and 104 RBI in 379 games... Was claimed on waivers by the Dodgers on June 24, 1996 and batted .245 in 111 games with L.A. through 1997...Batted .200 in 15 Postseason at-bats for American League pennant winner Cleveland in 1995 and NL in 1996...Led American League outfielders with 19 assists in 1993 (13 in right field, four in center field and two in left field)...Recorded his first major league hit September 17, 1991 with an RBI double off Detroit's Walt Terrell that plated Jim Thome at Cleveland Stadium...Hit his first major league home run on September 15, 1992 off Duane Ward at SkyDome in Toronto...Had the game-winning hit in the 11th inning in the first game at Jacobs Field, April 4, 1994 vs. Seattle.

PERSONAL

Wayne and his wife, Cara, reside in Las Vegas, Nevada with their daughters, Caylee and Cabria and their son, Caden... Younger brother, Terry, played 10 seasons in the NFL (1993-2002) for Miami, San Francisco, Cleveland and Oakland.

COACHING TIMELINE

2002	Hitting Coach, Burlington Indians, Appalachian League, Rookie (Indians)
2003	Hitting Coach, Lake County Captains, South Atlantic League, A (Indians)
2004	Hitting Coach, Kinston Indians, Carolina League, A (Indians)
2005	Hitting Coach, Akron Aeros, Eastern League, AA (Indians)
2006-10	Minor League Outfield and Baserunning Coordinator, Texas Rangers
2011-	First Base Coach, Baltimore Orioles

Wayne KIRBY



PLAYING CAREER

YEAR	CLUB	AVG	G	AB	R	H	2B	3B	HR	RBI	BB	SO	SB
1977	Ft. Lauderdale	.362	56	196	32	71	8	1	1	25	36	13	4
1983	Dodgers	.292	60	216	43	63	7	1	0	13	34	19	23
1984	Great Falls	.310	20	84	43	26	2	2	1	11	12	9	19
	Vero Beach	.272	76	224	-	61	6	3	0	-	-	-	-
	Bakersfield	.274	23	84	14	23	3	0	0	10	4	5	8
1985	Vero Beach	.281	122	437	70	123	9	3	0	28	41	41	31
1986	Vero Beach	.261	114	387	60	101	9	4	2	31	37	30	28
1987	Bakersfield	.269	105	416	77	112	14	3	0	34	49	41	56
	San Antonio	.238	24	80	7	19	1	2	1	9	4	7	6
1988	Bakersfield	.277	12	47	12	13	0	1	0	4	11	4	9
	San Antonio	.240	100	334	50	80	9	2	0	21	21	42	26
1989	San Antonio	.214	44	140	14	30	3	1	0	7	18	17	11
	Albuquerque	.342	78	310	62	106	18	8	0	30	26	27	29
1990	Albuquerque	.278	119	342	56	95	14	5	0	30	28	36	29
1991	Colorado Spr.	.294	118	385	66	113	14	4	1	39	34	36	29
	CLEVELAND	.209	21	43	4	9	2	0	0	5	2	6	1
1992	Colorado Spr.	.345	123	470	101	162	18	16	11	74	36	28	51
	CLEVELAND	.167	21	18	9	3	1	0	1	1	3	2	0
1993	Charlotte	.289	17	76	10	22	6	2	3	7	3	10	4
	CLEVELAND	.269	131	458	71	123	19	5	6	60	37	58	17
1994	CLEVELAND	.293	78	191	33	56	6	0	5	23	13	30	11
1995	CLEVELAND	.207	101	188	29	39	10	2	1	14	13	32	10
1996	CLEVELAND	.250	27	16	3	4	1	0	0	1	2	2	0
1996	LOS ANGELES	.271	65	188	23	51	10	1	1	11	17	17	4
1996	Albuquerque	.335	68	269	57	90	16	5	10	43	26	33	18
1996	LOS ANGELES	.169	46	65	6	11	2	0	0	4	10	12	0
1998	Memphis	.282	58	227	36	64	15	3	5	32	15	33	10
	Norfolk	.309	42	162	32	50	8	3	5	23	21	18	11
	NEW YORK	.194	26	31	5	6	0	1	0	0	1	9	1
1999	Las Vegas	.300	66	160	29	48	7	3	10	31	28	36	2
2000	Rochester	.284	129	507	76	144	24	11	6	60	46	61	10
2001	Solano	.267	35	131	21	35	8	0	4	18	19	17	5
Minor Lg. Totals		.288	1553	5488	912	1580	211	82	59	555	513	550	415
ML Totals		.252	516	1198	183	302	51	9	14	119	98	168	44

DIVISION SERIES

YEAR	CLUB	AVG	G	AB	R	H	2B	3B	HR	RBI	BB	SO	SB	CS
1995	CLE vs. BOS	.100	3	1	0	1	0	0	0	0	0	0	0	0
1996	LAD vs. ATL	.125	3	8	1	1	0	0	0	0	2	1	0	1
Totals		.222	6	9	1	2	0	0	0	0	2	1	0	1

CHAMPIONSHIP SERIES

YEAR	CLUB	AVG	G	AB	R	H	2B	3B	HR	RBI	BB	SO	SB	CS
1995	CLE vs. SEA	.200	5	5	2	1	0	0	0	0	0	0	1	0
Totals		.200	5	5	2	1	0	0	0	0	0	0	1	0

WORLD SERIES

YEAR	CLUB	AVG	G	AB	R	H	2B	3B	HR	RBI	BB	SO	SB	CS
1995	CLE vs. ATL	.000	3	1	0	0	0	0	0	0	0	1	0	0
Totals		.000	3	1	0	0	0	0	0	0	0	1	0	0



Jim PRESLEY

15

HITTING COACH

BATS
RIGHT

THROWS
RIGHT

BORN: October 23, 1961

OPENING DAY AGE: 52

BIRTHPLACE: Pensacola, FL

RESIDES: St. Andrews, FL

MAJOR LEAGUE SERVICE: Is in his 25th season in professional baseball and his 12th season as a major league coach and fourth with the Orioles. Played eight major league seasons with three teams (Seattle 1984-89, Atlanta 1990 and San Diego 1991).

MANAGERIAL/COACHING CAREER

Enters his 25th season in professional baseball and his fourth year as the Orioles hitting coach...Under Presley's tutelage in 2013, Chris Davis led the major leagues with 53 home runs and three Orioles won Silver Slugger Awards...Presley's 2012 Orioles hit a franchise record 127 home runs at home, tied the franchise record with seven homers in a game, tied for the second-most homers in a season in franchise history and hit the second-most home runs in the majors (214)...Prior to joining the Orioles, Presley served five seasons in the same role with the Florida Marlins...Under Presley, the Marlins set single-season club records in runs (790 in 2007), hits (1504 in 2007), doubles (340 in 2007), home runs (208 in 2008), RBI (749 in 2007), average (.268 in 2009), on-base percentage (.340 in 2009) and slugging percentage (.448 in 2007)...In his five seasons with the Fish, they ranked fourth in the National League in slugging percentage (.427) and home runs (902) and 5th in runs scored (3809)...Prior to joining the Marlins in 2006, Presley spent five years as a hitting instructor in the Arizona Diamondbacks organization, with the last three seasons at the major league level...In 1999, the NL West Champion Diamondbacks boasted league highs with 908 runs scored and 865 RBI...In 1998, the Diamondbacks' inaugural season, Presley joined Buck Showalter's coaching staff as the Hitting Coach, a position he held through 2000...Spent one year as hitting coach with South Bend Silver Hawks (A) in 1997...Presley guided Lethbridge (R) to Pioneer League single-season records for home runs (88) and runs scored (637) as the hitting instructor in 1996.

PLAYING CAREER

Presley spent eight seasons in the majors with three different teams (Seattle 1984-89, Atlanta 1990, San Diego 1991)...In 959 major league games, Presley posted a .247 batting average with 875 hits, 135 home runs and 495 RBI...He was selected to the 1986 American League All-Star Team but did not play in the game...Entered the All-Star break with a .280 batting average, 18 home runs and 64 RBI for the Seattle Mariners...Posted three consecutive 20-homer campaigns, with 20 in 1985, 27 in 1986 and 24 in 1987...Presley made his major league debut in 1984, and collected his first hit with the Mariners off Bert Blyleven on June 24 at the Kingdome...He hit his first major league home run June 29, 1984 at Boston off Bob Ojeda...Was selected in the fourth round of the 1979 draft by the Seattle Mariners.

PERSONAL

Jim has a son, Joshua, and a daughter, Kendall, and resides in St. Andrews, FL...Holds a master's degree in educational leadership and a bachelor's degree in health, leisure and sports, both titles from the University of West Florida...Graduated from Escambia High School in Pensacola, FL, in 1979...Led his team to the 1974 Dixie Youth World Series.

COACHING TIMELINE

1996	Hitting Coach, Lethbridge Black Diamonds, Pioneer League, Rookie (Diamondbacks)
1997	Hitting Coach, South Bend Silver Hawks, Midwest league, A (Diamondbacks)
1998-2000	Hitting Coach, Arizona Diamondbacks
2004-05	Manager, Missoula Osprey, Pioneer League, Rookie, (Diamondbacks)
2006-10	Hitting Coach, Florida Marlins
2011-	Hitting Coach, Baltimore Orioles

MANAGERIAL RECORD

YEAR	CLUB	LEAGUE	POS	W	L	PCT
2004	Missoula	Pioneer	4th/4th	27	46	.370
2005	Missoula	Pioneer	3rd/7th	33	43	.434
Totals				60	89	.403



PLAYING CAREER

YEAR	CLUB	AVG	G	AB	R	H	2B	3B	HR	RBI	BB	SO	SB
1979	Bellingham	.196	48	138	-	27	4	1	1	-	-	-	-
1980	Wausau	.245	126	429	45	105	21	1	12	52	24	98	9
1981	Wausau	.279	57	208	48	58	10	0	12	53	34	60	9
	Lynn	.257	64	210	32	54	7	1	8	36	24	52	4
1982	Lynn	.266	133	462	65	123	24	0	22	79	38	119	12
1983	Chattanooga	.265	131	461	70	122	31	5	14	90	56	101	9
1984	Salt Lake City	.317	69	265	43	84	13	4	13	56	15	46	1
1984	SEATTLE	.227	70	251	27	57	12	1	10	36	6	63	1
1985	SEATTLE	.275	155	570	71	157	33	1	28	84	44	100	2
1986	SEATTLE	.265	155	616	83	163	33	4	27	107	32	172	0
1987	SEATTLE	.247	152	575	78	142	23	6	24	88	38	157	2
1988	SEATTLE	.230	150	544	50	125	26	0	14	62	36	114	3
1989	SEATTLE	.236	117	390	42	92	20	1	12	41	21	107	0
1990	ATLANTA	.242	140	541	59	131	34	1	19	72	29	130	1
1991	Oklahoma City	.271	51	207	30	56	10	2	6	29	16	64	1
	SAN DIEGO	.136	20	59	3	8	0	0	1	5	4	16	0
1992	Oklahoma City	.237	48	173	16	41	8	0	4	28	18	42	3
Minor Lg. Totals		.262	727	2553	349	670	128	14	92	423	225	583	48
ML Totals		.247	959	3546	413	875	181	14	135	495	210	859	9

ALL-STAR GAME

YEAR	CLUB	AVG	AB	R	H	2B	3B	HR	RBI	BB	SO	SB
1986	AL @ HOU	-	0	0	0	0	0	0	0	0	0	0
Totals		-	0	0	0	0	0	0	0	0	0	0

GOING, GOING, GONE

In 1986, Orioles pitchers Scott McGregor, Ken Dixon and Mike Boddicker became the first trio of teammates to give up at least 30 home runs in a season. McGregor allowed 35, Dixon 33 and Boddicker 30. It has been done four times since, the last coming in 2003 by Seattle's Ryan Franklin, Freddy Garcia and Gil Meche.

ELROD HENDRICKS (1940-2005)

No one logged more time in an Orioles uniform than Elrod Hendricks. For 37 seasons, Ellie opened the year in an Orioles jersey as a player or coach, 16 more years than Brooks Robinson or Cal Ripken. He spent 45 years on the field in organized baseball, the last 28 of them as the Orioles' bullpen coach. Elrod served as a catcher for the Orioles from 1968 until he was traded to the Cubs during the 1972 season, and again from 1973 until he was traded to the Yankees during the 1976 campaign. He was named the bullpen coach following the 1977 season but was activated in each of his first two seasons as a coach.

LONGEST TENURE BY ORIOLES COACHES, 1954-2012

Coach	Seasons	Years
Elrod Hendricks	28	1978-2005
Terry Crowley	16	1985-88, 1999-2010
Cal Ripken Sr.	15	1976-86, 1989-1992
Harry Brecheen	14	1954-67
Bill Hunter-a	14	1964-77
Ray Miller-b	11	1978-85, 1997, 2004-05
Sam Perlozzo-c	10	1996-2005
George Bamberger	10	1968-77
Jim Frey	9	1970-79
George Staller	9	1962, 1968-75
Luman Harris-d	7	1955-61
Jimmy Williams	7	1981-87

a-Hunter named manager of Texas Rangers on June 26, 1977

b-Miller named manager of the Minnesota Twins on June 21, 1984 and also replaced Mark Wiley as coach on June 26, 2004

c-Perlozzo named interim manager August 4, 2005

d-Harris spent final month of 1961 season as interim manager



John RUSSELL

77

BENCH COACH

BATS
RIGHT

THROWS
RIGHT

BORN: January 5, 1961

OPENING DAY AGE: 53

BIRTHPLACE: Oklahoma City, OK

RESIDES: Bradenton, FL

MAJOR LEAGUE SERVICE: Is in his fourth season with the Orioles and his tenth as a major league coach or manager (managed the Pirates for three years from 2008-10). Spent all or parts of 10 years in the major leagues as a player from 1984-1993.

MANAGERIAL/COACHING CAREER

Begins his 19th season in professional baseball as a coach or a manager and his 10th season in the major leagues (seventh as a coach, three as a manager)...The 2012 post-season was Russell's first trip to the major league playoffs as a player, coach or manager...Russell spent the 2008-2010 seasons as manager of the Pittsburgh Pirates, compiling a 186-299 record (119-124 at home, 67-175 on the road)...Prior to being named manager of the Pirates on November 5, 2007, Russell had served the previous two seasons as manager of the Phillies' Triple-A affiliate (Scranton/Wilkes-Barre in 2006 and Ottawa in 2007)...He was named International League Manager of the Year after guiding Scranton/Wilkes-Barre to an 84-58 record and the Northern Division title in 2006...For his efforts in 2006, he served as manager at the 2007 International League All-Star Game...From 2003-2005, Russell served as the Pirates' third base coach and major league catching instructor...Began his career as a manager in the Minnesota organization, where his teams posted five winning seasons in his eight years...He was named 2002 Minor League Manager of the Year and "Best Managerial Prospect" by *Baseball America* after his Edmonton club captured the Pacific Coast League crown...Russell was also tabbed as the Eastern League's "Top Managerial Prospect" by *Baseball America* after guiding the New Britain club to an 81-58 record and a first-place finish in 1998...In 10 seasons as a minor league manager, Russell compiled a 666-667 record and three division championships...In addition to his major and minor league managing career, John also led the Phoenix Desert Dogs to a 25-19 record and a second place finish in the Arizona Fall League in 2002 and was managing Peoria in 2007 when he was named manager of the Pirates...Russell managed in Venezuela during the 2006 offseason and led the Maracaibo club to the playoffs for the first time in six years.

PLAYING CAREER

Originally selected by the Phillies in the first round (13th overall) of the 1982 June draft, the former catcher made his major league debut for the Phillies on June 24, 1984 (as a left fielder) at Pittsburgh and recorded his first hit, a single off Larry McWilliams, that evening...He hit his first major league home run on June 25, 1984 off New York's Ron Darling...Played in a total of 448 big league games with Philadelphia (1984-88), Atlanta (1988) and Texas (1990-93) and caught Nolan Ryan's sixth career no-hitter on June 11, 1990...Primarily a catcher, Russell also made appearances at first base, third base and in left field and right field...He made one professional pitching appearance on June 25, 1989, retiring the lone batter he faced as he coaxed a pop-out by Gerald Young.

PERSONAL

Wife's name is Jamie...Has three sons; Brooks (10/11/87), Steel (9/5/90) and Stone (6/17/04)...Brooks graduated from the University of Pennsylvania and is pursuing an acting career in New York City and Steel was drafted as a catcher by the Orioles in the 32nd round of the 2012 draft out of Midland (TX) Community College...Is a 1979 graduate of Norman (OK) High School, where he lettered in baseball, football and basketball...Also played three seasons of baseball at the University of Oklahoma...Was a member of 1981 USA College All-Star team and held records at Oklahoma for homers in a season (20) and career (48) at the time of graduation.





COACHING TIMELINE

- 1994 Player/Coach, Oklahoma City 89ers, American Association, AAA (Rangers)
- 1995 Manager, Elizabethton Twins, Appalachian League, Rookie (Twins)
- 1996-97 Manager, Fort Myers Miracle, Florida State League, A (Twins)
- 1998-2000 Manager, New Britain Rock Cats, Eastern league, AA (Twins)
- 2001-02 Manager, Edmonton Trappers, Pacific Coast League, AAA (Twins)
- 2003-05 Third Base Coach, Pittsburgh Pirates
- 2006 Manager, Scranton/Wilkes-Barre RedBarons, International League, AAA (Phillies)
- 2007 Manager, Ottawa Lynx, International League, AAA (Phillies)
- 2008-10 Manager, Pittsburgh Pirates
- 2011 Third Base Coach/Bench Coach, Baltimore Orioles
- 2012- Bench Coach, Baltimore Orioles


MANAGERIAL RECORD

YEAR	CLUB	LEAGUE	POS	W	L	PCT
1995	Elizabethton	Appalachian	2nd	33	31	.516
1996	Fort Myers	Florida State	4th/2nd	79	58	.577
1997	Fort Myers	Florida State	3rd/2nd	81	58	.583
1998	New Britain	Eastern	1st/2nd-a	83	59	.585
1999	New Britain	Eastern	5th	59	82	.418
2000	New Britain	Eastern	6th	51	91	.359
2001	Edmonton	Pacific Coast	4th	60	83	.420
2002	Edmonton	Pacific Coast	1st-b	81	59	.579
2006	Scranton/W-B	International	1st-c	84	58	.592
2007	Ottawa	International	6th	55	88	.385
2008	PITTSBURGH	National	6th	67	95	.414
2009	PITTSBURGH	National	6th	62	99	.385
2010	PITTSBURGH	National	6th	57	105	.352
Minor Lg. Totals				666	667	.499
ML Totals				186	299	.384

a- Won division playoff, lost league championship series
b- Won league championship series 3-1 over Salt Lake
c- Lost in division playoff round, 3-1

PLAYING CAREER

YEAR	CLUB	AVG	G	AB	R	H	2B	3B	HR	RBI	BB	SO	SB
1982	Reading	.202	77	263	26	53	10	5	6	30	23	84	3
1983	Portland	.254	128	445	71	113	23	3	27	76	42	109	3
1984	Portland	.289	93	350	75	101	22	5	19	77	44	91	1
	PHILADELPHIA	.283	39	99	11	28	8	1	2	11	12	33	0
1985	Portland	.306	16	49	8	15	2	2	4	11	13	15	0
	PHILADELPHIA	.218	81	216	22	4	12	0	9	23	18	72	2
1986	PHILADELPHIA	.241	93	315	35	76	21	2	13	60	25	103	0
1987	Maine	.203	44	143	15	29	6	1	7	24	22	37	2
	PHILADELPHIA	.145	24	62	5	9	1	0	3	8	3	17	0
1988	Maine	.288	110	394	50	90	18	0	13	52	29	108	4
	PHILADELPHIA	.245	22	49	5	12	1	0	2	4	3	15	0
1989	ATLANTA	.182	74	159	14	29	2	0	2	9	8	53	0
1990	Oklahoma City	.409	6	22	7	9	4	0	2	6	2	3	0
	TEXAS	.273	68	128	16	35	4	0	2	8	11	41	1
1991	TEXAS	.111	22	27	3	3	0	0	0	1	1	7	0
1992	Tulsa	.258	46	163	26	42	11	0	10	27	17	42	0
	TEXAS	.100	7	10	1	1	0	0	0	2	1	4	0
1993	TEXAS	.227	18	22	1	5	1	0	1	3	2	10	0
Minor Lg. Totals		.247	520	1829	278	452	96	16	86	303	192	489	13
ML Totals		.225	448	1087	113	245	50	3	34	129	84	355	3



Dave WALLACE

37

PITCHING COACH

BATS
RIGHT

THROWS
RIGHT

BORN: September 7, 1947

OPENING DAY AGE: 66

BIRTHPLACE: Waterbury, CT

RESIDES: Wrentham, MA

MAJOR LEAGUE SERVICE: Entering his 11th year as a major league pitching coach and first with the Orioles. Appeared in 13 major league games over three seasons with Philadelphia (1973-74) and Toronto (1978).

MANAGERIAL/COACHING CAREER

Enters his first year with the Orioles...2014 marks his 34th season in professional baseball as a coach, instructor or front office executive...Spent the past four seasons as Minor League Pitching Coordinator for the Atlanta Braves...The Orioles are his fifth major league club as he also served as pitching coach for the Houston Astros in 2007, the Boston Red Sox from 2003-06, the New York Mets from 1999-2000 and the Los Angeles Dodgers from 1995-97...Helped the Red Sox to the 2004 World Series championship and the 2000 Mets to a National League title...Wallace spent 20 years in the Dodgers organization from 1981-97 and 2001-03...He spent his final three seasons in Los Angeles as the Senior Vice President of Baseball Operations, overseeing the club's minor league operations and consulting on major league baseball operations.

PLAYING CAREER

The right-hander made 13 major league appearances with Philadelphia (1973-74) and Toronto (1978)...Also appeared in 363 minor league games (34 starts) from 1970-86, going 48-37 with a 4.13 ERA (712.2IP, 327ER)...Appeared in four games for Albuquerque in 1984 and 1986 while serving as the team's pitching coach...Signed by the Phillies as a free agent in 1969.

PERSONAL

A graduate of the University of New Haven in 1969 with a degree in Business Administration, Wallace went 24-6 in college and helped UNH to the NAIA Eastern Regional Championship and a spot in the 1966 national tournament...Dave, and his wife, Joyce, reside in Wrentham, MA.

COACHING TIMELINE

1981-82	Pitching Coach, Vero Beach Dodgers, Florida State League, A (Dodgers)
1983	Pitching Coach, San Antonio Dodgers, Texas League, AA (Dodgers)
1984-86	Pitching Coach, Albuquerque Dukes, Pacific Coast League, AAA (Dodgers)
1987-94	Minor League Pitching Instructor, Los Angeles Dodgers
1995-97	Pitching Coach, Los Angeles Dodgers
1998	Special Assistant to the General Manager, New York Mets
1999-2000	Pitching Coach, New York Mets
2001	Interim General Manager, Los Angeles Dodgers
2001-03	Senior Vice President of Baseball Operations, Los Angeles Dodgers
2003-06	Pitching Coach, Boston Red Sox
2007	Pitching Coach, Houston Astros
2008-09	Special Assistant to the General Manager, Seattle Mariners
2010-13	Minor League Pitching Coordinator, Atlanta Braves
2014-	Pitching Coach, Baltimore Orioles

ORIOLES PITCHING COACHES

Coach	Years	Seasons	Coach	Years	Seasons
Harry Brecheen	1954-67	14	Mike Flanagan	1995, 1998	2
George Bamberger	1968-77	10	Leo Mazzone	2006-07	2
Ray Miller	1978-85, 1997, 2004-05	9	Ken Rowe	1985-86	1 1/2
Mark Wiley	1987, 2001-04	4 1/2	Sammy Ellis	2000	1
Dick Bosman	1992-94	3	Bruce Kison	1999	1
Al Jackson	1989-91	3	Herm Starrette	1988	1
Rick Kranitz	2008-10	3	Mark Connor	2011	1/2
Rick Adair	2011-13	2 1/2	Dave Wallace	2014	



BEHIND the SCENES



Richard BANCELLS MS, ATC

HEAD ATHLETIC TRAINER



Born: November 11, 1955

Richie is in his 27th season as the Orioles' Head Athletic Trainer, his 31st year with the big league club and his 38th in the Orioles organization. Only the third head Athletic Trainer in the 60 seasons since the Orioles moved from St. Louis in 1954, he has the longest tenure of anyone to work as an Athletic Trainer in the Orioles organization. In 2011, Bancells received the Herb Armstrong Award, which honors non-uniformed club personnel for their significant contribution to the ballclub, the community and the sport of baseball. Bancells was inducted into the Maryland Athletic Trainers Hall of Fame in 2008.

Richie joined the Orioles organization in 1977 as an Assistant Athletic Trainer for the Miami Orioles (Single-A, Florida State League). He served as head Athletic Trainer for the Bluefield Orioles (Appalachian Rookie League) in 1978-79 before moving up to Triple-A Rochester in 1980. He served four years as the Red Wings' Athletic Trainer/Road Secretary (1980-83). During that time, he also assisted Ralph Salvon during the Orioles' spring training camp in Miami, FL. He became Ralph's assistant trainer in 1984, serving four years before becoming head trainer in 1988, as Salvon took over the assistant title before his untimely passing in July of that year.

Richie served as President of the Professional Baseball Athletic Trainers Society (PBATS) from 2007-13 and previously served as a board member and treasurer for the organization, as well as secretary of PBATS' Executive Committee. He also currently sits on Major League Baseball's Medical Advisory Committee and is a member of the American College of Sports Medicine.

Following the 2011 season, Bancells and his assistant, Brian Ebel, were named the 2011 Major League Baseball Athletic Training Staff of the Year by PBATS. Bancells has been selected as the Athletic Trainer for the American League team in two All-Star Games, in 1993 at Camden Yards and in 2004 at Houston's Minute Maid Park. In November 2002, he served as Athletic Trainer for the Major League Baseball All-Stars' Post-Season Exhibition Tour in Japan. In the winter of '96, Richie was invited to Japan to speak to a group of Japanese athletic trainers and physicians.

In 2005, the Orioles created the Ralph Salvon-Richie Bancells Award for Excellence in the Field of Emergency Medical Service, to be given to local area medical professionals who think and act quickly and demonstrate excellence in the wake of an emergency medical situation. Richie was honored as the first recipient for his actions in diagnosing and promptly treating a stroke suffered by Orioles coach Elrod Hendricks, minutes before the team was to board a flight home from Tampa Bay earlier in the 2005 season.

A native of Key West, FL, Richie graduated from Miami's Biscayne College (now St. Thomas University) in 1978. He earned an M.S. degree in physical education from Eastern Kentucky University in Richmond, KY, in 1981 and was honored by ECU as a distinguished alumnus (along with Assistant Athletic Trainer Brian Ebel) in 1999. He is certified by the National Athletic Trainers Association (NATA) and is a licensed Athletic Trainer in Maryland and Florida.

Richie and his wife, the former Carol Corcoran, were married June 10, 1978. They have three children: Christopher (33), Andrea (28) and Timothy (22), and a grandson, Ryan (son of Christopher). Carol earned a degree in theology and education from Biscayne College. In his spare time, Richie enjoys fishing. The Bancells live in Parkton, MD.

ORIOLES HEAD ATHLETIC TRAINERS

Eddie Weidner (1954-1967)

Ralph Salvon (1968-1987)

Richie Bancells (1988-present)

ALL-TIME ORIOLES RECORDS BY MONTH

March	April	May	June	July	August	September	October*
1-2	584-580	851-791	834-820	840-789	872-830	828-785	54-47
.333	.502	.518	.504	.516	.512	.513	.535

*Regular season only



Brian EBEL MBA, LAT, ATC

ASSISTANT ATHLETIC TRAINER

Born: December 26, 1965

Brian is in his 18th season as the Orioles' Assistant Athletic Trainer. He was named to his current position on October 30, 1996. This is Brian's 30th season as part of the Oriole organization's training staff. Following the 2011 season, Brian and Head Athletic Trainer Richie Bancells were named the 2011 Major League Baseball Athletic Training Staff of the Year by PBATS. In 2012, Ebel received the PBATS President's Distinguished Service Award for his work on Electronic Medical Records. Following the 2011 season, Brian was selected as the Athletic Trainer for the Major League Baseball All-Star Tour of Taiwan.

The Eastern Kentucky University graduate began his athletic training career in Bluefield in 1985 at the age of 19, serving as the Head Athletic Trainer for the Orioles' rookie league farm club during summer breaks from college. He moved up to Single-A Erie in 1988 and then served three seasons as Athletic Trainer of the Orioles' then Double-A affiliate in Hagerstown before being promoted to the post of Minor League Medical Coordinator, where he served from 1992 through the 1996 season.

Prior to being named to his current position, Brian assisted the Orioles' spring training camp for four seasons and was also the Athletic Trainer for the Scottsdale Scorpions of the Arizona Fall League in 1994 and the St. Petersburg Pelicans of the Senior Professional Baseball Association in 1989 and '90.

Ebel is certified by the National Athletic Trainers Association and is a licensed Athletic Trainer in Maryland and Florida. Brian is an active member of the American College of Sports Medicine and the Professional Baseball Athletic Trainers Society (PBATS). He served on the board of PBATS from 1999-2005 as the American League Assistant Athletic Trainer Representative. Ebel received scholarships for academic excellence from PBATS in 1985 and Eastern Kentucky University in 1986. In 1999, he was honored (along with Head Athletic Trainer Richie Bancells) by EKU as a distinguished alumnus.

In 2008, Brian was named to Major League Baseball's steering committee for Electronic Medical Records. He has been a member of MLB's Medical Advisory Board since May 2003 and in 2010 was appointed to serve on MLB's Injury Surveillance System (ISS) committee. He served on the Board of Directors for the United Cerebral Palsy of Central Maryland (UCP) from 2003-2010.

Ebel holds an MBA degree in Medical Services Management from The Johns Hopkins University. In the winter of 2004, he served as an Administrative Resident in the Department of Medicine at the Johns Hopkins Bayview Medical Center in addition to his Orioles duties. He also served as Athletic Trainer for the American League at the 2007 All-Star Game in San Francisco.

He has authored or co-authored research papers and book chapters on shoulder and elbow injuries as it relates to the throwing motion by professional athletes, and has lectured on elbow and core injury rehabilitation. In May of 2012, he was awarded a United States patent for an orthopedic device for the foot to aid in the treatment of Plantar Fasciitis and heel pain.

Brian grew up in Versailles, IN and has two sons, Brady (20) and Brett (17), and lives in Baltimore. Brian's hobbies include playing golf and playing the drums.



Joseph HOGARTY RSCC, ATC

STRENGTH AND CONDITIONING COACH

Born: November 28, 1977

Joe is in his fifth season as the Orioles' Major League Strength & Conditioning Coach and his 11th in the Baltimore organization. Prior to joining the major league staff, he spent the previous two seasons (2008-2009) as the Orioles' Minor League Strength and Conditioning Coordinator and four years (2004-2007) as the Strength and Conditioning Coach with the Orioles' Triple-A affiliates at Norfolk and Ottawa. Joe began his professional career in 2003 as an Athletic Training and Strength and Conditioning Intern for the Pawtucket Red Sox, the Triple-A affiliate of the Boston Red Sox.

Hogarty is a 2001 graduate of Bridgewater State University with a degree in Physical Education (Athletic Training). Hogarty holds certifications with the National Strength and Conditioning Association (NSCA, RSCC) and the National Athletic Trainers' Association (NATA).

While working outside the baseball calendar, Joe has spent time in sports medicine and strength & conditioning roles at Northeastern University (MA) and at the United States Olympic Training Center in Lake Placid, NY. His Uncle, William Hogarty, was a former draft pick of the Washington Senators (1955).

Rudy ARIAS

BATTING PRACTICE PITCHER/BULLPEN CATCHER

Born: June 22, 1956

Rudy begins his 15th season with the Orioles as Batting Practice Pitcher and Bullpen Catcher. Before joining the Orioles, Rudy served as Bullpen Catcher for the New York Yankees from 1993 to 1996. Rudy also served as the Bench Coach and First Base Coach for the independent Northern League's Winnipeg Goldeyes from 2008-10.

A native of Santa Clara, Cuba, Arias grew up in Miami and became a United States citizen in March of 2012. He graduated from Miami Senior High School in 1975 and attended Miami Dade South Community College from 1976-1977, where he earned All-State and honorable mention All-American honors in baseball. Arias was inducted into Miami Senior High School's Athletic Hall of Fame in 2012.

After his two years at Dade South, Arias was offered a baseball scholarship to the University of Miami, but was drafted by the Seattle Mariners in the 1st round (secondary phase) in 1977 and spent four years in their farm system. In his first pro season, with Rookie-level Bellingham (WA), he was named catcher on the Northwest League All-Star Team. He spent the next two seasons in the Triple-A California League, with Stockton and San Jose. His career stalled when he was hit by a ball and suffered a broken jaw in 1980, and the Mariners assigned his contract to Vera Cruz of the Triple-A Mexican League, where he played in 1981-82. He later played in both Colombia and Mexico, including a two-year stint as manager of the Monteria club in the Colombian Winter League. His father, Rudy Arias Sr., pitched professionally for 17 years and went 2-0 in 34 games for the American League champion Chicago White Sox in 1959.

Rudy and his wife, Hilda, were married on December 6, 1982. They have two sons, Luis (9/27/83) and Alex (8/30/88) and two grandsons, Jaden (2/22/08) and Julian (7/18/10). The Arias' reside in Miami, FL.



Baltimore ORIOLES



Jett RUIZ

BATTING PRACTICE PITCHER/BULLPEN CATCHER

Born: February 19, 1986

Ruiz enters his first season as a batting practice pitcher and bullpen catcher for the Orioles.

Ruiz attended Boston College from 2004-07, where he was a catcher. After his collegiate career, he played two years (2009-2010) for the Kalamazoo Kings of the Independent Frontier League. Following his playing career, Ruiz coached 12-13 year-old travel baseball teams in San Diego County. Growing up in San Diego, Ruiz was a travel ball teammate of Orioles centerfielder Adam Jones.



Chris GUTH

HOME CLUBHOUSE/EQUIPMENT MANAGER

Born: February 16, 1958

Chris is in his second year with the Orioles and his 27th year in professional baseball as he has also worked with the Yankees, Diamondbacks and Rangers organizations.

From 2002-12, Guth served the Texas Rangers organization as Manager of Minor League Complex Operations, where he was in charge of the minor league equipment needs and daily operations of the Rangers' complex in Surprise, Arizona.

After nine years as the Yankees' minor league equipment manager from 1987-95, Guth joined the expansion Arizona Diamondbacks as their minor league equipment manager during the 1996-1997 seasons when they had only minor league teams prior to the expansion draft. When the Diamondbacks joined the National League in 1998, Guth was named their equipment manager, a position he held for three seasons.

A Miami native, and graduate of Palmetto (FL) High School, Guth and his wife, Lesa, have two sons: Jason (10/18/98) and Ryan (5/2/03).



Jim TYLER

UMPIRES ATTENDANT

Born: July 4, 1948

Jim Tyler begins his 53rd year working for the Orioles and his second season as the umpire's attendant. Jim ran the home clubhouse from 1979 to 2012 after serving seven years as the visiting clubhouse manager. He began working for the Orioles in 1962 as a clubhouse boy.

Born and raised in Baltimore, he is a graduate of Baltimore City College High School, located across the street from Memorial Stadium, where the Orioles played for 39 years. Jim is one of 11 children, including a twin brother, Phil, who has also worked for the Orioles in the past.

Jim has two children, Lauren (33) and Joshua (32) and three grandchildren, Luke (born October 9, 2012), Tessa (3), Jack (7).

BEHIND the SCENES



Fred TYLER

VISITING CLUBHOUSE MANAGER

Born: September 20, 1960

Fred Tyler has been in charge of the visitors' clubhouse since 1984. He began working around the clubhouse in his teens, assisting his brother, Jim. In addition to assisting with the equipment and clubhouse needs during spring training, Fred also accompanies the Orioles on some of their road trips during the season.

Fred played baseball at Bel Air (MD) HS, Harford CC and Towson University. As a senior at Bel Air High, Fred was named the All-Harford County shortstop, while the All-Harford County pitcher that year was an Aberdeen HS right-handed pitcher named Cal Ripken, Jr.

Fred and Debbie Duffy live in Arnold, MD with their son, Sean Duffy Tyler, 27.



Kevin BUCK

TEAM TRAVEL COORDINATOR

Born: October 28, 1981

Kevin enters his sixth year of handling team travel arrangements and accommodations. Buck began traveling with the club in 2009 and handles all aspects of team travel and ticketing for road games.

Kevin joined the Orioles in 2003 as a part-time employee in the Sales and Fan Services department. In 2005, he became a full-time New Sales Representative and worked with Season Plan Holders and group events for two years before taking a position as Market Research Manager in 2007. In 2009, Kevin was named Coordinator of Team Travel to assist legendary Orioles' Traveling Secretary Phil Itzoe, and spent the season handling the Orioles' travel and ticket needs.

A native of Cockeysville, MD, Kevin has spent the majority of his life in the Baltimore area. A lifetime Orioles fan, he grew up playing baseball in the Cockeysville area and attended Dulaney High School before graduating in 1999 and enrolling at the University of Richmond. He graduated from UR with a degree in Marketing and Communications in 2003, and immediately began work with the Orioles.

Kevin, and his wife, Cassandra, reside in Baltimore.



Nicole McFADYEN

HEAD GROUNDSKEEPER

Born: October 29, 1977

Nicole begins her eighth season as the Orioles' Head Groundskeeper. She returned to the Orioles organization in 2007 after a three-year absence, becoming just the second woman ever to serve as Head Groundskeeper with a major league team. Nicole and Heather Nabozny, who has been with the Detroit Tigers since 1999, are the only female head groundskeepers in Major League Baseball. According to the Sports Turf Managers Association, there have been approximately 10 women who have held the position of Head Groundskeeper in the history of professional baseball.

After serving as the Orioles' Assistant Head Groundskeeper from 2001 through 2003, McFadyen spent three seasons (2004-2006) as the Head Groundskeeper for the Eastern League's Trenton Thunder, Double-A affiliate of the New York Yankees. She was the first female head groundskeeper in Eastern League history when she was named to that post in February 2004, and twice was runner-up for the EL's top groundskeeping award. In 2006, the Thunder honored her with a bobblehead, depicting her riding a tractor.

A native of New Castle, DE, Nicole graduated from the University of Delaware with a degree in agriculture. She worked for several golf courses in Delaware and with the University of Delaware's Research and Education Center, testing new herbicides, prior to joining the Orioles in 2001 as Assistant Head Groundskeeper. Nicole and her husband, Dan, reside in Baltimore with their son, Tyson.





Baltimore **ORIOLES**

NOTES

FRONT
OFFICE

ORIOLES
REACH

MANAGER &
COACHES

2014
ORIOLES

2013
IN REVIEW

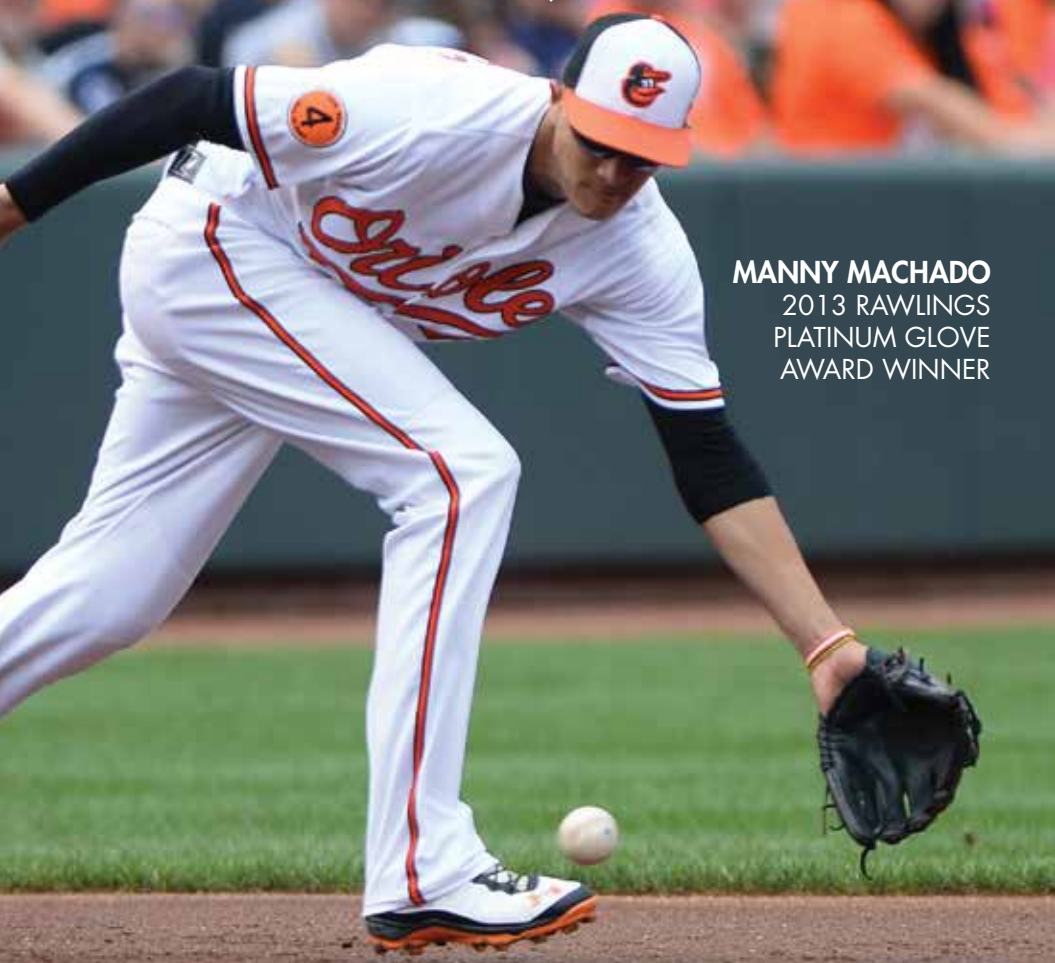
OPPONENTS

MINOR
LEAGUES

RECORDS &
HISTORY

ORIOLE PARK

MEDIA



MANNY MACHADO
2013 RAWLINGS
PLATINUM GLOVE
AWARD WINNER

2014 **PLAYERS**

NON-ROSTER INVITEE

Alfredo ACEVES

91

RHP

BATS RIGHT

THROWS RIGHT

HEIGHT 6'2

WEIGHT 205

BORN: December 8, 1982 **OPENING DAY AGE:** 31

BIRTHPLACE: San Luis Rio Colorado, Sonora, Mexico

RESIDES: San Luis Rio Colorado, Sonora, Mexico

CONTRACT STATUS: Signed through 2014

MAJOR LEAGUE SERVICE: 4 years, 39 days

ACQUIRED: January 15, 2014; signed by the Orioles as a minor league free agent

GAME HIGHS & STREAKS

LONGEST OUTING: 7.0 innings, September 9, 2008 vs. Los Angeles (AL)...**LONGEST RELIEF OUTING:** 5.0 innings, September 4, 2008 vs. Tampa Bay...**STRIKEOUT HIGH:** 7, May 4, 2009 vs. Boston...**WALK HIGH:** 6, June 21, 2011 vs. San Diego...**HR ALLOWED:** 2, five times, most recently April 17, 2013 vs. Cleveland...**WINNING STREAK:** 12 games, June 7, 2009-May 26, 2011...**LOSING STREAK:** 6 games, April 21-July 3, 2012

2013 HIGHLIGHTS

- Made the Red Sox Opening Day roster and split the season between BOS and Triple-A Pawtucket
- Had five separate stints with BOS
- Began the season in the Red Sox bullpen but also spent time in the starting rotation
- Was 4-1, 4.45 (30.1IP, 15ER) in six GS and 0-0, 6.75 ERA (6.2IP, 5ER) in five relief appearances
- Earned wins in three consecutive spot starts for BOS: May 27 vs. PHI (6.0IP, ER), June 12 @TB (6.0IP, ER), and June 18 vs. TB (G1, 5.0IP, ER)
- Posted a 1.40 ERA (19.1IP, 3ER) over his last six ML appearances (3 GS) of the season
- Had an 8.66 ERA (17.2IP, 17ER) in his first five games (3 GS)
- Worked out of Pawtucket's starting rotation and was 4-2 with a 4.25 ERA (48.2IP, 23ER) in eight GS
- Placed on the DL at Pawtucket with a left oblique strain, July 22
- Rehabbed with Rookie-level Gulf Coast League Red Sox in late August
- Pitched for Mexico in the 2013 World Baseball Classic prior to regular season

PRO CAREER

2012: Served as the Red Sox' primary closer and recorded career-high 25 saves, 9th-most in the AL...Collected 3 saves longer than an inning, 3rd-most in AL...Placed 5th in AL with career-high 55 games finished...Ranked 2nd among AL relievers with 84.0 IP, trailing KC's Kelvin Herrera (84.1)...Finished T-19th in the AL with a team-high 69 appearances...Averaged career-high 8.04 K/9...Tagged with career-high 10 losses while recording 2 wins...Posted a 3.86 ERA (44.1IP, 19ER, 17-for-21 in SV) in 34 road outings compared to 7.03 (39.2IP, 31ER, 8-for-12 in SV) in 35 games at home...Compiled a 1.74 ERA (10.1IP, 2ER) in 10 Interleague outings, converting all 5 save chances against NL opponents...Marked the 12th-best ERA among AL hurlers with at least 10.0 IP in Interleague Play...Fanned a season-high 6 batters over 2.2 IP, May 4 vs. BAL...Tallied career-high 13-game streak with at least 1 strikeout, May 23-June 19 (17K, 14.1IP)...Recorded a 1.38 ERA (13.0IP, 2ER) in 12 July appearances...Posted a career-long 9-game scoreless streak, July 8-29 (10.1 IP)...Suspended 3 games, August 25-27, for conduct detrimental to the team.

2011: In 1st season with the BOS, earned Pitcher of the Year and Unsung Hero honors from the Boston Chapter of the BBWAA...Among AL hurlers with at least 100.0 IP, ranked 3rd in ERA (2.61), 2nd in opponent AVG (.204), 2nd in opponent SLG (.321), tied for 6th in opponent OPS (.621), and 10th in WHIP (1.11)...Set career-highs in IP (114.0) and strikeouts (80)...Matched a career-best with 10 wins (also 2009)...Was the only major leaguer with multiple saves and double-digit wins, the 1st AL hurler to do that since the Angels' Scot Shields in 2005 (10 wins and 7 saves)...Had a 2.37 ERA (102.1IP, 27ER) against AL opponents, the lowest mark among hurlers with at least 70.0 innings against the circuit...Also led the majors (min. 50.0 IP) with a 2.04 ERA (61.2IP, 14ER) against the AL East...Held left-handers to a .190 clip (35-184), 8th-best among AL qualifiers and 6th-best among AL RHP...Went 9-1 with a 2.03 ERA (21 ER) in relief and topped the majors with 93.0 innings out of the bullpen over 51 relief appearances...Ranked among AL relief leaders in ERA (6th), wins (1st) and opponent AVG (9th, .193)...Paced the majors with 21 relief outings of at least 2.0 innings and 13 relief outings of 3.0 or more innings, the most 3.0-inning bullpen appearances by a major leaguer since CLE's Terry Mulholland in 2003 (13)...Both his saves were 3.2 scoreless IP (6/8 @NYY, 8/19 @KC)...Led the AL (min. 40.0 IP) with a 1.77 ERA (56.0IP, 11ER) and a .189 opponent AVG (37-196) after the All-Star break (2nd in MLB)...Improved to 23-2 in his career with a win on 8/27 vs. OAK (3.0 scoreless IP), becoming the 1st major league pitcher ever to win 23 of his 1st 25 decisions...Began the season with Triple-A Pawtucket...Recalled for 1st stint with the Red Sox on 4/8 and

Alfredo ACEVES



optioned back to the PawSox on 4/21...Recalled again on 5/6 and remained with Boston for the remainder of the season...Made 2 appearances for Pawtucket, both starts.

2010: Limited to just 10 games with NYY due to a strained lower back...Held opponents to just a .208 clip (10-48) in his ML outings...Prevented 5 of 6 inherited runners from scoring, an 83.3 percent success rate...Half of his outings were more than 1.0 inning...Held opponents scoreless in 7 of 10 appearances and did not surrender an earned run over final 7 games (8.0 IP)...Made 1st career Opening Day roster...Tossed 2.0 scoreless innings of relief, April 6 @BOS to earn the win in the Yankees 1st victory of 2010...Also picked up wins on April 30 vs. CWS and May 8 @BOS...Became just the 2nd pitcher since 1900 to record at least 3 wins in a season while pitching 12.0 innings or fewer (also NYY's Don Florence in 1995)...Collected a save in May 5 win vs. BAL, retiring only batter faced...Was 2nd career save (also 7/5/09 vs. TOR)...Placed on the 15-day DL, May 12 with a strained lower back and missed the remainder of the season (131 games)...Transferred to the 60-day DL on 7/30...Attempted a rehab assignment with Triple-A Scranton/Wilkes-Barre and Double-A Trenton, working to a 6.17 ERA (11.2IP, 8ER) in 7 combined appearances (5 GS), August 10-30 before being shut down for the season.

2009: Led the majors with 10 relief wins and was 4th among AL relievers with 80.2 IP...Was just the 3rd Yankees rookie to reach double-digit wins in relief in 1 season, joining Ron Davis (14 wins in 1979) and Wilcy Moore (13 wins in 1927)...Limited opponents to a .220 average (69-313), .212 (32-151, 3HR) vs. LHBs and .228 (37-162, 7HR) vs. RHB...Retired 37 of 43 1st batters faced as a reliever (86.0 percent)...Prevented 22 of 30 inherited runners from scoring (73.3 percent)...Recalled from Triple-A Scranton/Wilkes-Barre, May 4 and made 2009 debut that night in a 6-4 Yankees loss vs. BOS, allowing 4 hits and 2 earned runs while striking out a career-high 7 batters in a season-high 4.1 IP (2BB/1 IBB, 1 HR, 1 HBP)...Were the most strikeouts by a Yankees reliever since Brian Boehringer fanned 7 batters in 3.1 IP of relief, May 4, 1997 @SEA...Tossed a perfect 11th inning to earn his 1st win of the season in the Yankees 6-4, walk-off victory on May 16 vs. MIN...Over 17 appearances (1 GS), May 29-July 21, went 3-0 with 1 save and a 2.12 ERA (29.2IP, 20H, 7ER, 6BB, 23K)...Earned 1st major league save, July 5 vs. TOR, tossing 4.0 scoreless IP (H, 5K)...Became 1st Yankee to record a 4.0-inning save since Orlando Hernandez on 6/28/02 vs. the Mets (4.0 IP)...Held opponents scoreless over final 4 outings beginning on 9/25 vs. BOS (7.1IP, 3H, 7K)...Began season with Scranton/WB and was 2-0 with a 3.80 ERA in 4 starts at the time of his recall...Appeared in 4 postseason games, going 0-1 with a 4.15 ER...Tossed a scoreless 10th inning in the Yankees 11-inning Game 2 win in the ALDS vs. MIN...Suffered the loss in Game 3 of the ALCS @LAA, allowing Jeff Mathis' walk-off RBI double.

2008: Made ML debut with NYY and appeared in 6 games (4 GS) after signing a minor league contract in March...Held opponents to a .227 clip with NYY (25-110), including .238 (15-63, 3HR) vs. left-handers and .213 (10-47) vs. righties...Selected to the active roster from Triple-A Scranton/Wilkes-Barre prior to August 28 win vs. BOS...Made ML debut, August 8/31 vs. TOR, retiring all 6 batters faced (2.0IP, 3K)...Threw 5.0 IP of relief, September 4 @TB, the longest relief outing for NYY on the season...Made 1st ML start, September 9 @LAA, recording the win (7.0IP, ER, 6H, 2K)...Joined Esteban Loaiza as the only Mexican-born pitchers to earn a win in their 1st start with the Yankees...Started and threw 6.0 scoreless innings, September 20 vs. BAL but did not record a decision in the 2nd-to-last game at Yankee Stadium...Was 8-6 with a 2.62 ERA in 25 games (23 GS) combined at Single-A Tampa, Double-A Trenton, and Scranton/WB (140.2IP, 111H, 41ER, 27BB, 114K)...Opponents combined to bat .217 (111-512)...Following the season, was ranked by *Baseball America* as the organization's 7th-best prospect and tabbed as having the best change-up among Yankees prospects.

2002-07: Traded by Toronto to Yucatan of the Mexican League (Triple-A) on April 24...Spent six seasons in the league, pitching for Yucatan (2002-05) and Monterrey (2006-07)...Compiled a 34-23 record and a combined 4.06 ERA in 126 games (75 GS)...With Yucatan in 2005, tossed league-leading 3 complete games and ranked 3rd in the circuit with 145.2 IP and 101 K...Placed 4th in the league in 2007 with Monterrey with a .242 opponents average, allowing 11.51 base runners per 9.0 IP (5th-lowest average in the league).

2001: Began professional career with Toronto's Dominican Summer League team after signing as an international free agent in January.

PERSONAL/MISCELLANEOUS

Father, Alfredo Sr., was a power-hitting 1st baseman in the Mexican League...Brother, Jonathan, played in the CWS minor league system for 10 years (1997-2006).

FRONT
OFFICE

FRONT
OFFICE

ORIOLES
REACH

ORIOLES
REACH

MANAGER &
COACHES

MANAGER &
COACHES

ALFREDO
ACEVES

ALFREDO
ACEVES

2013
IN REVIEW

2013
IN REVIEW

OPPONENTS

OPPONENTS

MINOR
LEAGUES

MINOR
LEAGUES

RECORDS &
HISTORY

RECORDS &
HISTORY

ORIOLE PARK

ORIOLE PARK

MEDIA

MEDIA



Alfredo ACEVES

YEAR	CLUB	W	L	ERA	G	GS	CG	SHO	SV	IP	H	R	ER	HR	HB	BB	IB	SO	WP	BK
2002	Yucatan-1/2	1	2	3.00	23	4	0	0	0	45.0	42	22	15	0	4	20	1	25	2	0
2003	Yucatan	1	1	3.35	27	2	0	0	1	43.0	49	17	16	3	4	18	2	29	3	0
2005	Yucatan	9	8	4.32	22	21	3	0	0	145.2	155	77	70	12	10	44	3	101	7	0
2006	Monterrey	8	5	4.50	19	19	3	1	0	124.0	126	65	62	15	6	26	0	95	4	1
2007	Monterrey	11	5	3.64	18	18	1	0	0	106.1	96	46	43	6	7	33	1	70	3	2
2008	Tampa-3	4	1	2.11	8	8	0	0	0	47.0	32	16	11	1	1	8	0	37	2	0
	Trenton	2	2	1.80	7	7	1	1	0	50.0	37	10	10	3	0	6	0	35	1	0
	Scranton/Wilkes-Barre	2	3	4.12	10	8	0	0	0	43.2	42	21	20	6	1	13	0	42	0	0
	NEW YORK (AL)	1	0	2.40	6	4	0	0	0	30.0	25	8	8	4	0	10	0	16	1	0
2009	Scranton/Wilkes-Barre	2	0	3.80	4	4	0	0	0	23.2	18	11	10	3	1	5	0	18	0	1
	NEW YORK (AL)	10	1	3.54	43	1	0	0	1	84.0	69	36	33	10	5	16	2	69	0	0
2010	Trenton	0	0	5.62	4	3	0	0	0	8.0	10	5	5	1	0	1	0	7	0	0
	Scranton/Wilkes-Barre	0	0	7.36	3	2	0	0	0	3.2	4	4	3	0	2	5	0	4	0	0
	NEW YORK (AL)	3	0	3.00	10	0	0	0	1	12.0	10	5	4	1	1	4	1	2	0	0
2011	Pawtucket-4	0	1	5.62	2	2	0	0	0	8.0	6	6	5	0	1	4	0	6	0	0
	BOSTON	10	2	2.61	55	4	0	0	2	114.0	84	37	33	8	15	42	1	80	1	2
2012	BOSTON	2	10	5.36	69	0	0	0	25	84.0	80	51	50	11	6	31	2	75	3	1
2013	GCL Red Sox	0	0	0.00	2	0	0	0	0	2.1	0	0	0	0	0	1	0	1	0	0
	Pawtucket	4	2	4.25	8	8	0	0	0	48.2	48	25	23	10	2	17	1	39	0	0
	BOSTON	4	1	4.86	11	6	0	0	0	37.0	42	21	20	8	0	22	0	24	0	2
	Minor Lg. Totals	44	30	3.77	157	106	8	2	1	699.0	665	325	293	60	39	201	8	509	22	4
	American League	30	14	3.69	194	15	0	0	29	361.0	310	158	148	42	27	125	6	266	5	5
	ML Totals	30	14	3.69	194	15	0	0	29	361.0	310	158	148	42	27	125	6	266	5	5

1 - Signed by Toronto as an amateur free agent, January 24, 2001

2 - Purchased by Yucatan in the Mexican League, April 24, 2002

3 - Signed by the Yankees as a free agent, February 1, 2008

4 - Signed by Boston as a free agent, February 8, 2011

BATTING RECORD

	AVG	AB	R	H	2B	3B	HR	RBI	SH	SF	HBP	BB	IBB	SO	SB	CS	GDP	SLG	OBP
Career	.000	2	0	0	0	0	0	0	0	0	0	0	0	1	0	0	0	.000	.000

DIVISION SERIES

YEAR	CLUB	W	L	ERA	G	GS	CG	SHO	SV	IP	H	R	ER	HR	HB	BB	IBB	SO	WP	BK
2009	NY Yankees vs. MIN	0	0	0.00	1	0	0	0	0	1.0	1	0	0	0	0	1	0	1	0	0
Totals		0	0	0.00	1	0	0	0	0	1.0	1	0	0	0	0	1	0	1	0	0

CHAMPIONSHIP SERIES

YEAR	CLUB	W	L	ERA	G	GS	CG	SHO	SV	IP	H	R	ER	HR	HB	BB	IBB	SO	WP	BK
2009	NY Yankees vs. LAA	0	0	13.50	2	0	0	0	0	1.1	3	2	2	0	0	2	1	0	0	0
Totals		0	0	13.50	2	0	0	0	0	1.1	3	2	2	0	0	2	1	0	0	0

WORLD SERIES

YEAR	CLUB	W	L	ERA	G	GS	CG	SHO	SV	IP	H	R	ER	HR	HB	BB	IBB	SO	WP	BK
2009	NY Yankees vs. PHI	0	0	0.00	1	0	0	0	0	2.0	1	0	0	0	0	0	0	1	1	0
Totals		0	0	0.00	1	0	0	0	0	2.0	1	0	0	0	0	0	0	1	1	0

WORLD BASEBALL CLASSIC

YEAR	CLUB	W	L	ERA	G	GS	CG	SHO	SV	IP	H	R	ER	HR	HB	BB	IBB	SO	WP	BK
2013	MEXICO	0	0	6.00	1	0	0	0	0	3.0	5	2	2	1	0	0	0	2	0	0
Totals		0	0	6.00	1	0	0	0	0	3.0	5	2	2	1	0	0	0	2	0	0

FIELDING

P	PCT	G	PO	A	E	DP
2008	1.000	6	3	2	0	2
2009	.846	43	2	9	2	1
2010	1.000	10	0	2	0	0
2011	1.000	55	6	5	0	1
2012	.913	69	9	12	2	1
2013	.818	11	2	7	2	0
Totals	.908	194	22	37	6	5

David ADAMS

BATS	THROWS	HEIGHT	WEIGHT	INF
RIGHT	RIGHT	6'1	205	

BORN: May 15, 1987

OPENING DAY AGE: 26

BIRTHPLACE: Margate, FL

RESIDES: Margate, FL

CONTRACT STATUS: Signed through 2014

MAJOR LEAGUE SERVICE: 96 days

ACQUIRED: March 22, 2014; claimed off waivers from Cleveland



GAME HIGHS & STREAKS

HITS: 2, six times, last July 26, 2013 vs. Tampa Bay... **RUNS:** 2, three times, most recently July 2, 2013 vs. Minnesota...

DOUBLES: 1, five times, most recently September 27, 2013 vs. Houston... **HOME RUNS:** 1, twice, most recently May 22,

2013 vs. Baltimore... **RBI:** 2, four times, most recently September 27, 2013 vs. Houston... **WALKS:** 2, twice, most recently

June 30, 2013 vs. Baltimore... **HITTING STREAK:** 7 games, May 20-27, 2013

2013 HIGHLIGHTS

- Split the season between AAA Scranton/WB and NYY, his first taste of big league action after six Minor League seasons
- Released by the Yankees on March 26 and re-signed to a Minor League deal three days later
- After playing in 27 games for Scranton (.316), had contract purchased on May 15, the first day he was eligible to be promoted to the majors
- Made his Major League debut that day at third base vs. SEA, collecting first ML hit (6th inning single off Hisashi Iwakuma on his birthday)
- Doubled for his first MLB RBI the next day vs. SEA
- On May 20 @BAL, hit his first Major League HR off Freddy Garcia
- Batted .190 in 35 games with 2 HR and 9 RBI until being demoted to Triple-A on July 8
- Was also with the Yankees from July 24-28, August 5-11 and Sept 1-end of season (four stints total)
- Was rendered a free agent when the Yankees non-tendered him on December 2
- Signed by CLE as a free agent, December 13

PRO CAREER

2012: Batted .306 (100-327) with 23 doubles, 8 HR and 48 RBI in 86 games with Double-A Trenton, appearing in games at 2B, 3B and DH...His 8 HR marked a career high...On DL, April 12-May 13, with back spasms...Recorded the first multi-HR game of his career, June 27 at New Britain...Also played in 22 games for Scottsdale in the AFL, batting .286 (24-84) with 13 R, 7 doubles, 3 HR and 15 RBI...Named an AFL "Rising Star".

2011: In limited playing time, combined to bat .370 (40-108) with 19 R, 12 doubles, a HR and 15 RBI in 29 games (25 GS at 2B) with Single-A Tampa and the rookie-level GCL Yankees...Missed a majority of the season, with three DL stints for a right ankle sprain...Began the year on the DL (activated April 21), placed back on the DL on April 22 before beginning a rehab assignment with the GCL Yankees on June 20 (returned from rehab July 8)...Made a 2nd rehab assignment, July 14-23 with the GCL Yankees before being reinstated from the DL on July 23...Appeared in 11 games with Tampa before returning to the DL., August 9-end of season...Added to Yankees 40-man roster after the season.

2010: Batted .309 (47-152) with 15 doubles, 3 triples, 3 HR and 32 RBI in 39 games with Double-A Trenton before having his season cut short with a right ankle fracture, May 23...Had the ankle scoped on August 2 to remove three small bone chips...Following the season, was rated by *Baseball America* as having the "Best Strike Zone Discipline" among all Yankees farmhands. **2009:** Combined to hit .286 (140-for-490) with 69 R, 40 doubles, 8 triples, 7 HR and 75 RBI in 132 games with Single-A Charleston and Single-A Tampa...Tied for 3rd among all Yankees minor leaguers in RBI...Promoted to Tampa, June 25, where he batted .281 (65-231) with 17 doubles, 6 triples, 7 HR and 41 RBI in 65 games.

PERSONAL/MISCELLANEOUS

Married, Camille...One child, Jethro...Attended the University of Virginia where he was a career .325 hitter, scoring 150 runs with 30 doubles, 16 HR and 143 RBI in 183 games...Was named Second Team Baseball America Freshman All-American, a Louisville Slugger Freshman All-American and earned a spot on the *Baseball America* Fab 50 list for top freshmen in 2006...In his junior year at the UVA, batted .286 with 48R, 11 doubles, 6 HR and 51 RBI in 61 games...Was named to the 2008 Third-Team Louisville Slugger Preseason All-America squad and the Wallace Award Watch List...Was one of Baseball America's Top 30 prospects (#27) from the Cape Cod League in 2007 after hitting .302 for Falmouth...Led the league in doubles (14), ranked 2nd in hits (51) and triples (3) and placed 9th in batting average...Attended Grandview Prep (FL) where he played for his father, Dale,



David ADAMS

and was a four-year letter-winner in baseball (graduated in 2005)...Was rated the #19 prospect by *Baseball America* in 2005... Also lettered three years in football.

YEAR	CLUB	AVG	G	AB	R	H	2B	3B	HR	RBI	SH	SF	HBP	BB	IBB	SO	SB	CS	GDP	SLG	OBP
2008	Staten Island-1	.257	67	257	45	66	19	2	4	31	0	2	6	32	0	57	8	2	6	.393	.350
2009	Charleston	.290	67	259	32	75	23	2	0	34	0	3	7	35	0	49	8	4	7	.394	.385
	Tampa	.281	65	231	37	65	17	6	7	41	1	3	4	26	1	39	3	4	9	.498	.360
2010	Trenton	.309	39	152	31	47	15	3	3	32	0	0	3	18	0	31	5	2	4	.507	.393
2011	Gulf Coast	.429	17	56	13	24	9	0	1	11	0	2	1	5	0	10	2	1	1	.643	.469
	Tampa	.308	12	52	6	16	3	0	0	4	0	0	1	4	0	8	0	2	2	.365	.368
2012	Trenton	.306	86	327	44	100	23	0	8	48	1	8	9	38	0	53	3	1	12	.450	.385
2013	Scranton/W-B	.268	59	220	28	59	11	2	5	21	1	0	5	29	0	43	0	0	5	.405	.366
	NEW YORK (AL)	.193	43	140	10	27	5	1	2	13	1	0	2	9	0	43	0	0	4	.286	.252
	Minor Lg. Totals	.291	412	1798	236	452	120	15	28	222	3	18	36	187	1	290	29	16	46	.441	.376
	American League	.193	43	140	10	27	5	1	2	13	1	0	2	9	0	43	0	0	4	.286	.252
	ML Totals	.193	43	140	10	27	5	1	2	13	1	0	2	9	0	43	0	0	4	.286	.252

1 - Selected by the Yankees in the 3rd round of the 2008 First Year Player Draft

FIELDING

1B	PCT	G	PO	A	E	DP
2013	1.000	4	26	4	0	2
Totals	1.000	4	26	4	0	2

2B	PCT	G	PO	A	E	DP
2013	1.000	9	16	19	0	4
Totals	1.000	9	16	19	0	4

3B	PCT	G	PO	A	E	DP
2013	.985	31	14	53	1	6
Totals	.985	31	14	53	1	6

NON-ROSTER INVITEE

78

Nick ADDITON

BATS RIGHT THROWS LEFT HEIGHT 6'4 WEIGHT 220 LHP

BORN: December 16, 1987

OPENING DAY AGE: 26

BIRTHPLACE: Davie, FL

RESIDES: Davie, FL

CONTRACT STATUS: Signed through 2014

MAJOR LEAGUE SERVICE: None

ACQUIRED: November 14, 2013; signed by the Orioles as a minor league free agent



2013 HIGHLIGHTS

- Spent the season with Triple-A Memphis, leading the club in wins (9), starts (21), IP (131.2) and strikeouts (117)
- Posted a 3.08 K/BB ratio, the best mark of his career since making pro debut in 2007 (Appy League and NYPL)

PRO CAREER

2012: Spent the majority of his season with Triple-A Memphis, posting a 4.55 ERA in 16 starts...Posted 8.5 K/9, his highest mark since 2007.

2011: Led all Cardinals minor leaguers with 26 games started (T-1st), ranked second with 158.0 IP, tied for 4th with eight wins and ranked 5th in strikeouts with 128.

2010: Ranked 2nd in the Texas League with 27 games started and 5th with 150.1 innings pitched...Named Texas League Pitcher of the Week, July 26-August 1, when he went 2-0 with a 2.43 ERA in two games (11.1IP, 3ER).

2009: Ranked 3rd in the STL organization, posting a 3.11 ERA in 27 games between Class-A Palm Beach and Double-A Springfield.

2008: Named Cardinals Minor League Pitcher of the Month for June (2-0, 1.53 ERA at QC) and August (3-1, 1.69 ERA at QC/PB)...His 2.50 ERA at Quad Cities was 5th-best in the Midwest League...Tossed shutout, August 21 vs. St. Lucie...Had a 31.2-inning scoreless streak, May 10-June 19...Named Midwest League Pitcher of the Week, June 2-8, and Florida State League Pitcher of the Week, August 18-24.

2007: Named Appalachian League Pitcher of the Week, July 2-8 (8.0IP, ER).

PERSONAL/MISCELLANEOUS

Originally selected by St. Louis in the 47th round of the 2006 First Year Player Draft out of Western HS (Davie, FL)...Signed a pro contract, May 30, 2007, under the old draft-and-follow system after attending Indian River (FL) Community College.

YEAR	CLUB	W	L	ERA	G	GS	CG	SHO	SV	IP	H	R	ER	HR	HB	BB	IB	SO	WP	BK
2007	Johnson City-1	2	1	3.76	14	9	0	0	1	52.2	56	23	22	6	3	11	0	61	1	0
	Batavia	1	0	0.00	3	0	0	0	0	5.1	2	0	0	0	0	1	0	5	0	0
2008	Quad Cities	9	5	2.50	25	19	0	0	1	119.0	92	41	33	12	5	35	0	108	3	0
	Palm Beach	2	0	0.50	3	3	1	1	0	18.0	11	2	1	1	1	5	0	13	1	0
2009	Palm Beach	4	3	3.06	19	15	0	0	0	79.1	69	40	27	1	5	37	1	66	10	1
	Springfield	2	3	3.19	8	8	0	0	0	48.0	36	21	17	5	2	21	1	26	1	0
2010	Springfield	9	6	4.43	28	27	0	0	0	150.1	155	75	74	22	9	53	2	109	10	1
2011	Springfield	4	1	2.93	10	10	0	0	0	61.1	50	23	20	8	4	15	1	48	3	0
	Memphis	4	8	4.56	18	16	0	0	0	96.2	94	52	49	14	1	40	0	80	2	0
2012	Gulf Coast	0	0	0.00	2	2	0	0	0	6.0	3	0	0	0	0	0	0	7	1	0
	Memphis	3	8	4.55	16	16	0	0	0	87.0	92	47	44	10	4	41	0	81	3	0
2013	Memphis	9	7	4.10	24	21	1	1	0	131.2	117	63	60	15	3	38	0	117	6	0
	Minor Lg. Totals	49	42	3.65	170	146	2	2	2	855.1	777	387	347	94	37	297	5	721	41	2

1 - Selected by St. Louis in the 47th round of the 2006 First Year Player Draft



NON-ROSTER INVITEE

Tim ALDERSON

79

RHP

BATS
RIGHTTHROWS
RIGHTHEIGHT
6'6"WEIGHT
220

BORN: November 3, 1988

OPENING DAY AGE: 25

BIRTHPLACE: Phoenix, AZ

RESIDES: Phoenix, AZ

CONTRACT STATUS: Signed through 2014

MAJOR LEAGUE SERVICE: None

ACQUIRED: July 12, 2013; acquired from PIT in exchange for INF Russ Canzler

2013 HIGHLIGHTS

- Posted best K/9 (8.2) and K/BB (3.68) since his debut in rookie ball in 2007
- Began the season in the PIT organization, going 4-1 with a 2.43 ERA (55.2IP, 15ER) in 29 relief appearances between Double-A Altoona (7G) and Triple-A Indianapolis (22)
- Acquired by the Orioles, July 12 and made 15 appearances (1GS) for Triple-A Norfolk
- Pitched to a 3.76 ERA (26.1IP, 11ER) in his final 11 appearances, July 31-August 30

PRO CAREER

2012: Did not allow a run in first 14.0 innings to begin the season...Picked up first professional save, April 16 at Harrisburg.

2011: Did not allow an earned run in nine straight appearances (16.0IP), April 18-May 15...Did not walk a batter in nine outings (17.1IP) during the month of May while also registering a 1.04 ERA...Posted a 2.88 ERA (50.0IP, 16ER) in 28 appearances prior to the All-Star break and a 6.66 ERA (24.1IP, 18ER) in 14 appearances (one start) after the break.

2010: Was named the Eastern League Pitcher of the Week, May 24-June 1.

2009: Was tabbed by *Baseball America* as SF's 4th-best prospect entering the season...Also ranked by the same publication as the 9th-best right-handed starter in all of baseball and rated as having the "Best Curveball" in the Giants farm system entering the 2009 season...Acquired by PIT from SF, July 29, in exchange for INF Freddy Sanchez...Allowed one earned run in 5.2 innings while winning Curve debut, August 1 vs. Trenton...Became the first Altoona pitcher to homer in a game since Randy Galvez in 2001 when he took Harrisburg's Eric Arnesen deep, August 19 at Metro Bank Park...Was ranked by *Baseball America* as Pittsburgh's 7th-best prospect following the season.

2008: Was named to the California Mid-Season and Post-Season All-Star teams...Was also selected as the MiLB.com Class A Advanced Starting Pitcher of the Year...Led California League in ERA, ranked tied for 3rd in wins and 4th in strikeouts.

PERSONAL/MISCELLANEOUS

Originally selected by San Francisco in the 1st round (#22 overall) of the 2007 First Year Player Draft...Ranked by *Baseball America* as the 33rd-best pro prospect following his senior year of high school after he went 12-0 with a 1.05 ERA with 111 strikeouts in 73.0 innings...Led Horizon High School to the Arizona 5A title in 2007.

YEAR	CLUB	W	L	ERA	G	GS	CG	SHO	SV	IP	H	R	ER	HR	HB	BB	IB	SO	WP	BK
2007	AZL Giants-1	0	0	0.00	3	2	0	0	0	5.0	4	0	0	0	0	0	0	12	0	0
2008	San Jose	13	4	2.79	26	26	0	0	0	145.1	125	48	45	4	4	34	0	124	4	0
2009	San Jose	1	1	4.15	5	5	0	0	0	26.0	31	12	12	4	1	3	0	20	0	0
	Connecticut	6	1	3.47	13	13	0	0	0	72.2	76	31	28	5	3	14	0	46	2	0
	Altoona-2	3	1	4.66	7	7	0	0	0	38.2	39	23	20	4	0	13	1	18	2	0
2010	Bradenton	4	3	6.98	9	7	0	0	0	38.2	47	32	30	5	3	13	0	25	3	0
	Altoona	7	6	5.62	18	18	0	0	0	89.2	112	60	56	10	7	27	0	59	2	0
2011	Altoona	0	4	4.12	42	1	0	0	0	74.1	70	39	34	6	11	27	0	57	5	0
2012	Altoona	5	4	4.25	26	11	0	0	3	84.2	89	45	40	7	8	26	0	62	7	0
	Indianapolis	0	0	4.50	2	0	0	0	0	4.0	5	2	2	1	0	2	0	4	0	0
2013	Altoona	1	0	1.32	7	0	0	0	2	13.2	4	3	2	0	0	2	0	17	1	0
	Indianapolis	3	1	2.79	22	0	0	0	0	42.0	40	16	13	5	0	10	1	38	2	0
	Norfolk-3	1	2	6.27	15	1	0	0	0	33.0	39	23	23	4	0	10	1	26	4	0
Minor Lg. Totals		44	27	4.11	195	91	0	0	5	667.2	681	334	305	55	37	181	3	508	32	0

1 - Selected by San Francisco in the 1st round (#22 overall) in the 2007 First Year Player Draft

2 - Acquired by Pittsburgh in exchange for INF Freddy Sanchez, July 29, 2009

3 - Acquired by the Orioles in exchange for INF Russ Canzler, July 12, 2013

67

Michael ALMANZAR

BATS
RIGHTTHROWS
RIGHTHEIGHT
6'3"WEIGHT
190

INF

BORN: December 2, 1990

OPENING DAY AGE: 23

BIRTHPLACE: Santo Domingo, DR

RESIDES: Santo Domingo, DR

CONTRACT STATUS: Signed through 2014

MAJOR LEAGUE SERVICE: None

ACQUIRED: December 12, 2013; selected by the Orioles from the BOS organization in the Rule 5 Draft



2013 HIGHLIGHTS

- Spent the season with Double-A Portland, setting career-highs in G (131), R (67), hits (136), HR (16), RBI (81 – 5th in the Eastern League), stolen bases (13), and total bases (219)
- Hit .290/.350/.471 in 65 home games for the Sea Dogs
- Batted .319/.367/.560 with 11 multi-hit contests in 22 games in April, his best month
- Had only two-HR game of the season, April 7 vs. Trenton
- Knocked in season-high 5, May 16 at New Hampshire
- Had 38 multi-hit games, including season-high three hits on six occasions (most recently July 21 vs. Reading)

PRO CAREER

2012: Tied for 3rd in High-A with 36 doubles, and ranked 5th in the Carolina League and 7th among BOS minor leaguers with a career-high .300 average (136-454)...Also finished among CL leaders in doubles (T-1st), hits (T-3rd, 136), and total bases (4th, 208), all career-highs...Set career highs in runs (62), homers (12), walks (33), and stolen bases (10) as well...Placed 2nd in the league among qualifying 3rd basemen with a .948 fielding percentage...Knocked a career-high 3 doubles, May 8 vs. Potomac...Posted a pair of 11-game hit streaks, May 25-June 4 (.452; 19-for-42) and July 16-26 (.524; 22-for-42)...Named the Red Sox Minor League Offensive Player of the Month for July after batting .333 (36-108) with 10 doubles, 5 homers, 15 RBI, 12 walks, and 15 runs, including reaching base in 16 consecutive plate appearances, July 22-25...Selected as a CL Post-Season All Star...After the season, played in 22 games for Surprise of the Arizona Fall League.

2011: In 111 games between High-A Salem and Single-A Greenville, posted a .199 AVG (79-397) with 18 doubles, 4 homers, and 46 RBI...Started a combined 75 games at 1st base and 26 at 3rd base...Transferred to Greenville on June 28 and hit .313 (15-48) with RISP...Placed on the DL, September 2 and missed the season's final 4 games.

2010: Returned to Greenville and set career highs in games (127), at-bats (487), and RBI (55)...Led the Drive in games, at-bats, and hits...Batted .322 (37-115) with 5 home runs over his last 29 games, beginning August 4.

2009: Combined to hit .220 (90-410) with 4 home runs and 46 RBI between Greenville and Short-A Lowell...Went 3-for-12 (.250) in 3 playoff tilts for the Spinners...After the season, ranked by *Baseball America* as the #19 prospect in the NYPL.

2008: Split his 1st pro season with the Gulf Coast Red Sox and Greenville, hitting a combined .262 (60-229) with 3 homers and 22 RBI...Was the youngest player in the South Atlantic League and 3rd-youngest in the GCL...Began his pro debut with 4 straight multi-hit games at the GCL.

PERSONAL/MISCELLANEOUS

Originally signed by Boston as an international free agent, July 2, 2007...Attended the Dominican Baseball Academy in El Toro, DR...Son of former Major League RHP Carlos Almanzar (1997-2005)

YEAR	CLUB	AVG	G	AB	R	H	2B	3B	HR	RBI	SH	SF	HBP	BB	IBB	SO	SB	CS	GDP	SLG	OBP
2008	Gulf Coast-1	.348	23	89	16	31	6	1	1	11	0	0	2	8	0	15	3	3	1	.472	.414
	Greenville	.207	35	140	12	29	5	2	2	11	0	1	1	5	0	39	0	1	1	.314	.238
2009	Lowell	.230	59	222	29	51	7	3	1	29	0	2	3	16	0	52	1	2	5	.302	.288
	Greenville	.207	49	188	13	39	7	0	3	17	0	1	5	9	0	53	0	0	5	.293	.261
2010	Greenville	.246	127	487	56	120	27	3	10	55	0	8	6	30	1	114	4	1	9	.376	.294
2011	Greenville	.220	50	177	15	39	10	0	2	31	0	2	6	6	0	38	1	2	3	.311	.267
	Salem	.182	61	220	18	40	8	0	2	15	1	1	3	9	0	55	3	3	6	.245	.223
2012	Salem	.300	124	454	62	136	36	0	12	54	0	4	7	33	2	77	10	4	23	.458	.353
2013	Portland	.268	131	507	67	136	29	3	16	81	0	6	6	42	2	100	13	3	13	.432	.328
Minor Lg. Totals		.250	659	2484	288	621	135	12	49	304	1	25	39	158	5	543	35	19	66	.373	.302

1 - Signed by Boston as an international free agent, July 2, 2007



Mike BELFIORE

65

LHP

BATS
RIGHT

THROWS
LEFT

HEIGHT
6'3"

WEIGHT
220

BORN: October 3, 1988

OPENING DAY AGE: 25

BIRTHPLACE: Huntington, NY

RESIDES: Commack, NY

CONTRACT STATUS: Signed through 2014

MAJOR LEAGUE SERVICE: 12 days

ACQUIRED: May 12, 2012; acquired by the Orioles from Arizona in exchange for INF Josh Bell

2013 HIGHLIGHTS

- Had three stints with the Orioles, May 12-13 and June 7
- Made his ML debut, September 27 vs. BOS (1.1IP, 3H, 2ER, BB, 2HR)
- Was 2-1 with a 3.18 ERA (76.1IP, 27ER) in 37 relief appearances with Triple-A Norfolk
- Held AAA left-handed hitters to a .244/.321/.431 line in 137 plate appearances
- Pitched to a 1.83 ERA (34.1IP, 7ER) in his final 15 games (beginning July 1), including a 0.87 ERA (20.2IP, 2ER) in eight August games
- Set season-highs in IP (4.0), July 24 vs. Pawtucket and strikeouts (6), June 15 vs. Louisville

PRO CAREER

2012: Posted a 2.37 ERA (19.0IP, 5ER, 28K) and one save in 12 appearances for Class-A Visalia to start the year...Held left-handers to a .150/.150/.150 line in 20 at-bats against at Visalia, allowing three hits and striking out 11...Acquired by the Orioles on May 12 and joined Double-A Bowie...Finished 2nd on the Baysox in holds (8) and 4th in appearances (28)...Struck out a season-high four batters in 2.0 innings on May 22, his 1st Bowie appearance...Did not allow a run over six appearances, June 14-30...Held lefties to a .160/.218/.200 line in 50 at-bats against with Bowie, striking out 19...Went 1-1 with one save and a 4.38 ERA (12.1IP, 6ER) and 13 strikes out for Mesa in the Arizona Fall League.

2011: Began the season as a starter, going 1-2 with a 7.30 ERA (37.0IP, 30ER)...Transferred to bullpen and went 3-2 with a 4.71 ERA (42.0IP, 22ER) in 27 appearances as a reliever with 46 strikeouts...Struck out relief-high 5 in 3.0 innings, July 30.

2010: Over 5 starts in May, posted a 1.96 ERA (23.0IP, 5ER) with 19 strikeouts...On May 21 @ Lake County tossed 6.0 innings and struck out a season-high 8 batters.

2009: Made his professional debut on July 2 vs. Great Falls...Made his first start of the season, July 16 at Casper, tossing 2.0 scoreless innings....Over six starts in July, posted a 1.77 ERA (35.2IP, 7ER) with 35 strikeouts...Tossed a season-high 8.0 scoreless innings and struck out a season-high 9 batters, August 28 at Billings.

PERSONAL/MISCELLANEOUS

Originally selected by Arizona in the 1st round (45th overall) of the 2009 First Year Player Draft from Boston College and signed by Matt Merullo...Graduated from Commack High School (Commack, NY).

YEAR	CLUB	W	L	ERA	G	GS	CG	SHO	SV	IP	H	R	ER	HR	HB	BB	IB	SO	WP	BK
2009	Missoula-1	2	2	2.17	14	11	0	0	0	58.0	59	29	14	2	1	13	0	55	2	0
2010	South Bend	3	10	3.99	25	25	0	0	0	126.1	139	75	56	6	1	42	0	105	10	0
2011	Visalia	4	4	5.92	35	8	0	0	0	79.0	86	58	52	17	1	57	0	79	5	1
2012	Visalia	0	0	2.37	12	0	0	0	1	19.0	13	5	5	2	0	5	0	28	1	1
	Bowie-2	5	1	2.85	28	0	0	0	2	47.1	43	20	15	2	7	21	1	50	0	0
2013	Norfolk	2	1	3.18	37	0	0	0	1	76.1	81	27	27	8	1	29	0	82	5	0
	BALTIMORE	0	0	13.50	1	0	0	0	0	1.1	3	2	2	2	0	1	0	0	0	0
	Minor Lg. Totals	16	18	3.75	151	44	0	0	4	406.0	421	214	169	37	11	167	1	399	23	2
	BALTIMORE TOTALS	0	0	13.50	1	0	0	0	0	1.1	3	2	2	2	0	1	0	0	0	0
	American League	0	0	13.50	1	0	0	0	0	1.1	3	2	2	2	0	1	0	0	0	0
	ML Totals	0	0	13.50	1	0	0	0	0	1.1	3	2	2	2	0	1	0	0	0	0

1- Selected by Arizona in the 1st round (#45 overall) of the 2009 First Year Player Draft

2- Acquired by the Orioles from Arizona in exchange for INF Josh Bell, May 12, 2012

NON-ROSTER INVITEE

34

Quintin BERRY

BATS
LEFT

THROWS
LEFT

HEIGHT
6'0"

WEIGHT
175

OF

BORN: November 21, 1984

OPENING DAY AGE: 29

BIRTHPLACE: San Diego, CA

RESIDES: San Diego, CA

CONTRACT STATUS: Signed through 2014

MAJOR LEAGUE SERVICE: 163 days

ACQUIRED: January 3, 2014; signed by the Orioles as a minor league free agent



GAME HIGHS & STREAKS

HITS: 5, June 17, 2012 vs. Colorado...**RUNS:** 2, eight times, most recently September 4, 2013 vs. Detroit...**DOUBLES:** 1, 10 times, most recently September 18, 2012 vs. Oakland...**TRIPLES:** 1, six times, most recently September 27, 2012 vs. Kansas City...**HR:** 1, three times, most recently September 29, 2013 vs. Baltimore...**RBI:** 2, nine times, most recently September 29, 2013 vs. Baltimore...**WALKS:** 2, twice, most recently June 24, 2012 vs. Pittsburgh...**STOLEN BASES:** 2, three times, most recently July 16, 2012 vs. Los Angeles (AL)...**HITTING STREAK:** 6 games, May 23-28, 2012

2013 HIGHLIGHTS

- Played in 13 games for BOS (1 start), including 8 pinch-running appearances
- Has been successful in all 24 career stolen base attempts as a major leaguer, the 4th-longest streak to begin a career since 1961
- The last longer streak was Jacoby Ellsbury's first 25 stolen base attempts in 2007-08
- Acquired from KC in a minor league trade on 8/27 for RHP Clayton Mortensen
- Selected to BOS' active ML roster on 9/1 and made Red Sox debut that day vs. CWS
- Went 2-for-2 with 2 RBI in 2 PA on 9/4 vs. DET after entering as a pinch-runner
- Scored tying run on Stephen Drew's 2-out single in the 9th inning of an eventual 10-inning, 9-8 win on 9/5 @NYY
- Made only ML start of the season in RF on the final day of the regular season, 9/29 @BAL
- Knocked 1st homer of the season (3rd career) in the 2nd inning, a 2-run shot off Chris Tillman, and also had an infield single
- Combined for 30 SB in 34 SBA (88.2%) in 100 games at the Triple-A level between DET's Toledo, KC's Omaha and BOS' Pawtucket
- Began the year in the Tigers system and played 49 games for Toledo...Was successful on 11 consecutive SB attempts, 4/14-5/24
- Claimed off waivers by KC on 6/4 and played 48 games at Omaha...DFA, 6/23, and outrighted on 6/25

PRO CAREER

2012: Saw his first major league action with the Tigers during the 2012 season...Tied for 2nd among AL rookies with 21 SB...Became the 13th rookie in DET history to steal 20-or-more bases...Tabbed the Detroit Sports Broadcasters Association Tigers Rookie of the Year...Assigned to Triple-A Toledo to begin the season, posted a 12-game hitting streak April 23-May 7, batting .354 (17-48)...Had his contract purchased by DET from Toledo on May 23...Made his ML debut that night @CLE, collecting a double off Zach McAllister for his first ML hit...Hit safely in each of his first six games May 23-28, becoming the first Tigers player since at least 1918 to hit safely in each of his first six games to begin his major league career...Established a career high with five hits on June 17 vs. COL...According to the Elias Sports Bureau, he became the fifth DET rookie in the last 80 years to have a perfect day at the plate while collecting at least five hits...Joined Red Borom (September 1, 1945), Jake Wood (August 8, 1961), Curtis Granderson (September 18, 2005) and Austin Jackson (April 30, 2010) in accomplishing the feat...Collected a walk-off single in the 10th inning on June 21 vs. STL...According to Elias, he is only the third club rookie to record a walk-off hit in the last 14 seasons...Joined Carlos Pena (September 13, 2002) and Curtis Granderson (September 26, 2005) in accomplishing the feat...Belted his first major league home run on June 24 @PIT, a two-run shot off Kevin Correia...Hit .268 (63-235) vs. RHP...Batted .214 (12-56) vs. LHP...Batted .299 (43-144) in 42 games prior to the All-Star break...Hit .218 (32-147) in 52 games in the second half...Hit .367 (22-60) with RISP...Collected two hits and a stolen base in Game One of the ALDS on October 6 vs. OAK, his post-season debut...Became the first Tigers player to collect at least two hits and a stolen base in his post-season debut since Matt McIntyre did so in Game One of the World Series on October 10, 1908 vs. CHC.

2011: Released by the Mets organization on April 1 after being selected by the club from SD in the minor league phase of the Rule 5 Draft during the off-season...Signed by CIN as a minor league free agent on April 21, 2011...Assigned to Double-A Carolina and led the Southern League with 40 SB, while he finished 4th with a .399 OBP...Collected a season-high four hits on May 20 vs. Chattanooga...Batted .320 (31-97) in 26 games during May...Sidelined June 22-29 with a left hand contusion...Compiled a 15-game hitting streak, August 9-24, batting .383 (23-60)...Hit .337 (34-101) in 28 games during August...Had his

FRONT
OFFICE

FRONT
OFFICE

ORIOLES
REACH

ORIOLES
REACH

MANAGER &
COACHES

MANAGER &
COACHES

MIKE
BELFIORE

QUINTIN
BERRY

2013
IN REVIEW

2013
IN REVIEW

OPPONENTS

OPPONENTS

MINOR
LEAGUES

MINOR
LEAGUES

RECORDS &
HISTORY

RECORDS &
HISTORY

ORIOLE PARK

ORIOLE PARK

MEDIA

MEDIA



Quintin BERRY

contract transferred from Carolina to Triple-A Louisville on September 1.

2010: Assigned to Double-A Reading to begin the season...Sidelined April 12-30 with a viral infection...Tabbed the EL Player of the Week for June 7-13, after batting .500 (8-16) with a double, home run, five RBI and four stolen bases in five games during the week...Claimed off waivers by SD from PHI on July 14 and assigned to Double-A San Antonio by the Padres.

2009: Earned both EL mid- and post-season All-Star honors with Reading...Ranked 2nd in the EL with 48 SB, while he finished 4th with 135 games played and tied for 4th with 516 at-bats and 89 runs scored...Topped all league outfielders with a .993 fielding percentage...Tabbed the best baserunner in the Eastern League by *Baseball America*...Saw action in eight games with Caguas in the Puerto Rican Winter League following the season.

2008: Selected to the FSL's post-season All-Star squad after spending the season with Single-A Clearwater...Topped the FSL with 134 games played and 51 SB, while he finished 2nd with 511 at-bats and 65 walks and 4th with 139 hits...Batted .393 (24-61) over the course of a 14-game hitting streak June 24-July 10...Compiled a 30-game hitting streak, July 12-August 13, batting .363 (45-124)...Finished 2nd in the FSL with a .368 batting average (42-114) in 26 games during July...Named the 25th-best prospect in the Phillies organization following the season by *Baseball America*...Saw action in 22 games with Mesa in the AFL following the season, batting .311 (28-90) with four doubles, a home run, nine RBI and five stolen bases.

2007: Spent the season with Single-A Lakewood, winning the Paul Owens Award as the best player in Philadelphia's minor league system...Selected to both the South Atlantic League's mid- and post-season All-Star squads...Led the SAL with 55 SB, while he finished 5th with 152 hits and tied for 8th with a .312 average...Tabbed the SAL Player of the Week for May 21-27 after batting .448 (13-29) with a double, triple, four RBI and six stolen bases in seven games during the week...Compiled a season-high 14-game hitting streak, May 21-June 5, batting .455 (25-55)...Collected a season-best four hits on August 1 vs. Asheville...Was 4th in the SAL with a .378 batting average (45-119) in 28 games during August...Named the 23rd-best prospect in the Phillies organization following the season by *Baseball America*.

2006: Made his professional debut with Single-A Batavia after being selected by Philadelphia in the 5th round of the June draft...Collected a season-high five hits on July 9 vs. Hudson Valley.

PERSONAL/MISCELLANEOUS

He, his wife Priscilla and son Kameron Noah-LaMarque reside in San Diego, CA during the off-season...Selected by Atlanta in the 25th round of the June 2003 draft out of Morse High School in San Diego, where he was a teammate of OF Adam Jones, but he did not sign...Hit .419 (96-229) with 60 runs scored, 18 doubles, three triples, two home runs, 43 RBI and 18 stolen bases in 56 games as a sophomore at San Diego State University in 2005...Saw action in 59 games during his junior season at San Diego State University in 2006, batting .335 (80-239) with 61 runs scored, 13 doubles, four triples, five home runs, 35 RBI and 32 stolen bases.

YEAR	CLUB	AVG	G	AB	R	H	2B	3B	HR	RBI	SH	SF	HBP	BB	IBB	SO	SB	CS	GDP	SLG	OBP
2006	Batavia-1	.219	62	210	34	46	2	2	0	13	5	2	5	25	1	51	19	4	0	.248	.314
2007	Lakewood	.312	126	487	86	152	19	4	3	44	12	9	12	61	0	85	55	18	6	.386	.395
2008	Clearwater	.272	134	511	63	139	24	1	3	43	7	1	6	65	1	103	51	14	6	.341	.360
2009	Reading	.266	135	516	89	137	17	2	5	28	10	0	9	63	2	118	48	14	10	.335	.355
2010	Reading	.210	66	238	35	50	10	2	2	25	9	2	3	33	0	50	23	6	6	.294	.312
	San Antonio-2	.209	33	110	11	23	1	1	1	8	1	0	3	10	0	28	4	2	1	.264	.293
2011	Carolina-3/4	.297	93	320	64	95	16	1	6	41	2	1	3	52	1	83	40	7	4	.409	.399
	Louisville	.056	4	18	2	1	0	0	0	1	0	0	0	0	0	4	2	0	0	.056	.056
2012	Toledo-5	.270	39	159	18	43	8	0	0	11	2	1	3	22	0	46	19	3	1	.321	.368
	DETROIT	.258	94	291	44	75	10	6	2	29	6	1	7	25	0	80	21	0	4	.354	.330
2013	Toledo	.168	49	167	16	28	8	0	1	15	5	1	3	23	0	45	15	2	4	.234	.278
	Omaha-6	.222	48	144	18	32	2	1	2	16	0	1	1	26	1	34	13	2	0	.292	.343
	Pawtucket-7	.125	3	8	1	1	0	0	0	0	0	0	1	1	0	2	2	0	0	.125	.300
	BOSTON	.625	13	8	5	5	0	0	1	4	0	0	0	1	0	2	3	0	0	1.000	.667
	Minor Lg. Totals	.259	792	2888	437	747	107	14	23	244	54	18	49	381	6	649	291	72	38	.329	.353
	American League	.268	107	299	49	80	10	6	3	33	6	1	7	26	0	82	24	0	4	.371	.339
	ML Totals	.268	107	299	49	80	10	6	3	33	6	1	7	26	0	82	24	0	4	.371	.339

- 1 - Selected by Philadelphia in the 5th round of the 2006 First Year Player Draft
- 2 - Claimed off waivers by San Diego, July 14, 2010
- 3 - Selected by the Mets in the Rule 5 Draft, December 9, 2010
- 4 - Signed by Cincinnati as a free agent, April 21, 2011
- 5 - Signed by Detroit as a free agent, November 9, 2011
- 6 - Claimed off waivers by Kansas City, June 4, 2013
- 7 - Acquired by Boston in exchange for RHP Clayton Mortensen, August 27, 2013

DIVISION SERIES

YEAR	CLUB	AVG	G	AB	R	H	2B	3B	HR	RBI	SH	SF	HBP	BB	IBB	SO	SB	CS	GDP	SLG	OBP
2012	DET vs. OAK	.300	4	10	1	3	1	0	0	0	1	0	0	1	0	3	1	0	0	.400	.364
2013	BOS vs. TB	-	1	0	0	0	0	0	0	0	0	0	0	0	0	1	0	0	-	-	-
Totals		.300	5	10	1	3	1	0	0	0	1	0	0	1	0	3	2	0	0	.400	.364

Quintin BERRY



CHAMPIONSHIP SERIES

YEAR	CLUB	AVG	G	AB	R	H	2B	3B	HR	RBI	SH	SF	HBP	BB	IBB	SO	SB	CS	GDP	SLG	OBP
2012	DET vs. NYY	.250	3	8	2	2	1	0	0	0	0	0	0	0	0	1	1	0	0	.375	.250
2013	BOS vs. DET	-	1	0	0	0	0	0	0	0	0	0	0	0	0	0	1	0	0	-	-
Totals		.250	4	8	2	2	1	0	0	0	0	0	0	0	0	1	2	0	0	.375	.250

WORLD SERIES

YEAR	CLUB	AVG	G	AB	R	H	2B	3B	HR	RBI	SH	SF	HBP	BB	IBB	SO	SB	CS	GDP	SLG	OBP
2012	DET vs. SF	.000	4	8	0	0	0	0	0	0	0	0	0	1	0	2	0	0	1	.000	.111
2013	BOS vs. STL	-	1	0	0	0	0	0	0	0	0	0	0	0	0	0	1	0	0	-	-
Totals		.000	5	8	0	0	0	0	0	0	0	0	0	1	0	2	1	0	1	.000	.111

FIELDING

OF	PCT	G	PO	A	E	DP
2012	.988	87	167	2	2	0
2013	1.000	9	4	0	0	0
Totals	.989	96	171	2	2	0

THE BABE RUTH BIRTHPLACE & MUSEUM

On February 6, 1895, George Herman "Babe" Ruth was born at 216 Emory Street in a Baltimore rowhouse located "just a long fly ball" from Oriole Park at Camden Yards. The Birthplace is one of the top baseball museums in the country, featuring an extensive collection of Ruthian artifacts and mementos, as well as serving as the official museum of the Baltimore Orioles and the archives of the Baltimore Colts and Johnny Unitas.

The Museum showcases different aspects of baseball in exhibits throughout the year. The Museum also hosts appearances by past, present and future Orioles and other Major League stars, as well as nationally known authors of sports publications for lectures and book signings.

Striving to exhibit its growing collection, the Museum opened Sports Legends at Camden Yards in May, 2005 in Camden Station, adjacent to Oriole Park. Orioles owner Peter Angelos donated \$1,000,000 to make the Camden Station project a reality. The historic train station features many displays on the Orioles and Ruth, a full-size theatre, virtual reality exhibits and hands-on learning areas for children, including a discovery room, classrooms and much more. The Museum continues to maintain the current Babe Ruth Birthplace on Emory Street, with shuttle bus service between the sites.

For Museum information, call 410-727-1539 or visit www.baberruthmuseum.com.



Tim BERRY

75

LHP

BATS
LEFT

THROWS
LEFT

HEIGHT
6'3

WEIGHT
180

BORN: March 18, 1991

OPENING DAY AGE: 23

BIRTHPLACE: San Diego, CA

RESIDES: San Marcos, CA

CONTRACT STATUS: Signed through 2014

MAJOR LEAGUE SERVICE: None

ACQUIRED: Selected by the Orioles in the 50th round of the 2009 First Year Player Draft

2013 HIGHLIGHTS

- Went 11-7 with a 3.85 ERA (152.0IP, 65ER) for the Keys
- Finished second in the Carolina League with 11 wins, 27 starts and 152.0 innings pitched
- Named Organizational Pitcher of the Month in April, when he went 2-1 with a 3.21 ERA (28.0IP, 10ER) and struck out 35 batters in 28.0 innings
- Also went 2-0 with a 1.84 ERA (14.2IP, 3ER) in seven games (two starts) for championship winning Surprise in the AFL
- Pitched a scoreless 6th inning in the AFL title game on November 16
- Named the O's #6 prospect by *Baseball/America* following the season

PRO CAREER

2012: Struck out a combined 109 during the season, 3rd-most among all Orioles farmhands...Did not allow a run in his first three games for Frederick...Struck out a career-high 11 over 7.0 innings against Carolina on August 15...Finished 4th on the Keys in innings pitched (75.0).

2011: Led the team in games started (26), was 2nd in innings pitched (116.2), strikeouts (96) and had the lowest WHIP (1.44 - min 10G).

2010: Struck out a career-best four batters in back-to-back outings July 31 against the GCL Rays and August 5 against the GCL Twins...Allowed just one earned run in his first 11 appearances, totaling 14.0 innings.

PERSONAL/MISCELLANEOUS

Graduated from San Marcos (CA) HS.

YEAR	CLUB	W	L	ERA	G	GS	CG	SHO	SV	IP	H	R	ER	HR	HB	BB	IB	SO	WP	BK
2010	Gulf Coast-1	0	1	1.35	14	0	0	0	0	20.0	13	9	3	0	2	14	0	23	2	2
2011	Delmarva	3	7	5.17	26	26	0	0	0	116.2	107	70	67	11	7	61	0	96	6	1
	Delmarva	2	7	5.02	10	10	0	0	0	52.0	60	38	29	3	3	17	0	44	3	1
	Frederick	5	5	4.32	15	13	0	0	0	75.0	83	44	36	6	6	20	0	61	4	0
	Bowie	0	1	37.80	1	1	0	0	0	1.2	7	9	7	0	1	2	0	4	1	0
2013	Frederick	11	7	3.85	27	27	0	0	0	152.0	156	80	65	13	8	40	0	119	6	1
	Minor Lg. Totals	21	28	4.46	93	77	0	0	0	417.1	426	250	207	33	27	154	0	347	22	5

1- Selected by the Orioles in the 50th round of the 2009 First Year Player Draft

NON-ROSTER INVITEE

41

Julio BORBON

BATS
LEFT

THROWS
LEFT

HEIGHT
6'0

WEIGHT
195

OF

BORN: February 20, 1986

OPENING DAY AGE: 28

BIRTHPLACE: Starkville, MS

RESIDES: Mableton, GA

CONTRACT STATUS: Signed through 2014

MAJOR LEAGUE SERVICE: 2 years, 105 days

ACQUIRED: December 12, 2013; selected by the Orioles in the minor league portion of the Rule 5 Draft from Chicago Cubs



GAME HIGHS & STREAKS

HITS: 4, twice, most recently June 20, 2010 vs. Houston...**RUNS:** 3, September 8, 2009 vs. Cleveland...**DOUBLES:** 2, June 13, 2010 vs. Milwaukee...**TRIPLES:** 1, eight times, most recently July 3, 2013 vs. Oakland...**HR:** 2, September 8, 2009 vs. Cleveland...**RBI:** 4, September 10, 2010 vs. New York (AL)...**WALKS:** 3, July 8, 2013 vs. Chicago (AL)...**STOLEN BASES:** 4, August 15, 2009 vs. Boston...**HITTING STREAK:** 11 games, June 2-13, 2010

2013 HIGHLIGHTS

- Made the TEX Opening Day roster but was DFA on April 9
- Appeared in just one game for TEX in 2013, going 0-for-1 after scoring a run as a PR, April 3 @HOU
- Claimed off waivers by CHC on April 19
- Appeared in 24 games with Triple-A Iowa (.260/.360/.329) and 72 games with the Cubs (.202/.284/.279), going 12-for-14 in SB at the two stops
- In 32 spring training 'A' games, batted .317 (19-60) with 5 doubles, one triple, 9 RBI, 12 runs scored, 8 walks, and 2 stolen bases

PRO CAREER

2012: Spent entire campaign with Round Rock...Ranked among PCL leaders in hits (2nd, 162), triples (T-9th, 8), runs (T-15th, 78), and stolen bases (T-16th, 20)...Set an Express franchise record in hits...Hit career-high 10 home runs after totaling nine in 264 games over previous four minor league seasons...Batted .305 (50-164) with 15 extra-base hits vs. LHP and .304 (112-369) with 26 extra-base hits vs. RHP...Homered in first game of the season on April 5 at Iowa...Hit 2 home runs on May 17 vs. Fresno...On DL, May 28-June 6, with right groin strain...Compiled a 21-game hit streak, May 12-June 12 (.435; 40-for-92), T-4th-longest in PCL in 2012...Compiled a .311 average (65-209) over final 49 games following the All-Star break.

2011: Opened the season with the Rangers and started 28 games in center...Had a 10-game hitting streak, April 30-May 10 (.353; 12-for-34), one game shy of a career-high...Drove in 3 runs on May 7 vs. NYY...Suffered a strained left hamstring on May 13 vs. LAA and was placed on the 15-day DL the following day...Activated from the DL and officially optioned to the Express on June 3...Ranked 2nd on the club in steals (16) despite appearing in just 32 games...Had 4 hits on June 30 vs. Nashville and July 4 vs. Albuquerque...Sustained a left ankle injury on July 8 vs. Memphis while sliding into second base and underwent season-ending ulnar ligament repair surgery on July 18...The procedure was performed by Dr. John M. Crates in Plano, Texas...Participated in the Arizona Instructional League and then played for Escogido in the Dominican Winter League, batting .193 with one homer, 7 RBI, and 5 steals in 29 regular season games...Batted .357 in DWL playoffs...Escogido won the Caribbean Series title.

2010: Spent the entire season with the Rangers, starting 121 games in center and one in left...Led club in triples (4), was 2nd in sacrifice bunts (8), tied for 3rd in steals (15), and 5th in games (137) and at-bats (438)...Tied the Angels Erick Aybar for the major league lead in bunt hits (17) and ranked 2nd in majors behind Ichiro (59) in infield hits (39), most by a Ranger since Otis Nixon (51) in 1995...Posted career-long 11-game hit streak, June 2-13...Stole home on July 18 @BOS...Connected for all 3 homers in 15-game span, June 16-July 4...Was on all 3 playoff rosters in postseason, going 1-for-9 in 8 total games...Went 0-for-4 in only start (LF) in Game 2 of ALDS @TB...Was 1-for-4 as a PH with lone hit of playoffs coming in Game 1 of the World Series @SF.

2009: Appeared in 46 games for Texas in 1st two major league stints, June 29-July 6 and August 7-end of the season...Ranked among club leaders in sac bunts (2nd, 6), bunt singles (T-2nd, 5/T-10th in A.L.), 3-hit games (T-4th, 7), and infield hits (T-5th, 9)...Had 19 steals in 23 attempts (82.6%), 4th-most among AL rookies...Ranked 3rd in the AL and 4th in the majors with the 19 SB beginning August 9...Made ML debut, June 29 vs. LAA with 1st major league hit and RBI coming as PH on July 1 off Jered Weaver...Matched the 2nd-highest single-game total in team history with 4 steals on August 15 vs. BOS...Swiped 3 more bags August 18 vs. MIN to become the only player over the past 57 seasons (1954-2010) to have multiple games of 3-plus steals in his 1st eight games...Hit 1st ML home run, August 20 vs. MIN with 1st pro multi-homer game on Sept. 8 @CLE (G1)...Opened at Oklahoma City (AAA), batting .307 over 96 games...Started 80 games in CF and 16 in LF with 25 steals, 2nd on the RedHawks...Had a .263 average in 23 games for Aguilas in the DWL.

2008: Combined for a .321 (175-546) average with 87 runs, 32 doubles, 7 homers, 58 RBI, and 53 stolen bases in 126 games as CF and leadoff hitter at Bakersfield (High-A) and Frisco (AA)...Ranked 2nd among Rangers minor leaguers in hits and steals



Julio BORBON

and had 4th highest average...Among all minor leaguers, placed 6th in hits and 10th in steals...Opened at Bakersfield and led California League with 36 steals at the time of promotion in June...Posted a 17-game hitting streak, April 23-May 12...Joined the RoughRiders on June 28...Hit safely in final 21 regular season contests (.409; 36-for-88)...Rated as 8th-best prospect in the Texas League by *Baseball America* following the season...Played for the Surprise Rafterers in the Arizona Fall League, batting .287 (25-87) with one homer and 8 RBI in 24 games...Tied for 6th in AFL with 7 steals in 8 tries...Was 3-for-3 in AFL Rising Stars Game...At conclusion of AFL season in November, joined Aguilas in the DWL and batted .366 (26-71) with 2 HR, 15 RBI, and 4 steals in 19 regular season games.

2007: Made his professional debut with Spokane, August 21...Recorded 1st pro hit in next game, August 22 at Everett...Was 3-for-4 in steal attempts...Sent to Surprise to finish out season in Arizona League...Participated in instructional league after the season.

PERSONAL/MISCELLANEOUS

Julio Alberto Borbon...Born in Starkville, MS where his father, Julio C. Borbon, taught at Mississippi State University...Attended high school at De La Salle in Santo Domingo, D.R., graduating in 2004...His brother, Edwin Borbon, played college baseball at Trevecca Nazarene University in Nashville and Chattanooga State Junior College...Enjoys reading and fishing...Played 3 seasons at the University of Tennessee...Had .355 career average and ranked 3rd in school history in triples (13) and 9th in hits (223) when he finished...As a junior, led the Vols with a .345 batting average...Earned 2nd team all-SEC honors...Missed almost the entire non-conference schedule after suffering a broken left ankle while sliding into 2nd base during practice, January 17, 2007...Returned to the field on March 20...After sophomore season, played for the 2006 USA Baseball National Team that won a gold medal at the FISU World Championship Tournament in Havana, Cuba...Led Team USA, which went 28-2-1, in hits (44), triples (4), and stolen bases (15), while ranking 2nd on the club with a .364 average...Named to the FISU All-Tournament Team, a tournament which used wood bats...As a freshman, helped lead Vols to the 2005 College World Series...Majored in sport management.

YEAR	CLUB	AVG	G	AB	R	H	2B	3B	HR	RBI	SH	SF	HBP	BB	IBB	SO	SB	CS	GDP	SLG	OBP
2007	AZL Rangers-1	.250	2	8	0	2	1	0	0	0	0	0	0	1	0	1	0	1	0	.375	.333
	Spokane	.172	7	29	1	5	0	0	0	2	0	0	0	2	0	3	3	1	1	.172	.226
2008	Bakersfield	.306	66	291	47	89	20	0	2	36	2	2	4	15	0	30	36	7	4	.395	.346
	Frisco	.337	60	255	40	86	12	2	5	22	6	1	4	14	0	32	17	11	3	.459	.380
2009	Oklahoma City	.307	96	407	71	125	12	7	2	34	8	2	7	33	2	40	25	7	7	.386	.367
	TEXAS	.312	46	157	30	49	4	0	4	20	6	0	1	15	0	28	19	4	3	.414	.376
2010	TEXAS	.276	137	438	60	121	11	4	3	42	8	1	2	19	0	59	15	7	5	.340	.309
2011	Frisco	.000	1	4	0	0	0	0	0	0	0	0	0	0	0	1	0	0	0	.000	.000
	Round Rock	.298	32	131	27	39	10	4	0	14	4	1	3	14	0	22	16	4	2	.435	.376
	TEXAS	.270	32	89	10	24	1	3	0	11	3	1	2	3	0	9	6	2	2	.348	.305
2012	Round Rock	.304	126	533	78	162	23	8	10	56	6	5	3	37	1	69	20	8	7	.433	.349
2013	TEXAS	.000	1	1	1	1	0	0	0	0	0	0	0	0	0	0	0	0	0	.000	.000
	Iowa-2	.260	24	73	10	19	5	0	0	1	0	1	0	12	2	15	5	1	0	.329	.360
	CHICAGO (NL)	.202	72	104	10	21	3	1	1	3	1	0	0	12	0	22	7	1	0	.279	.284
	Minor Lg. Totals	.304	414	1731	274	527	83	21	19	165	26	12	21	128	5	213	122	40	24	.410	.357
	American League	.283	216	685	101	194	16	7	7	73	17	2	5	37	0	96	40	13	10	.358	.324
	National League	.202	72	104	10	21	3	1	1	3	1	0	0	12	0	22	7	1	0	.279	.284
	ML Totals	.272	288	789	111	215	19	8	8	76	18	2	5	49	0	118	47	14	10	.347	.318

1 - Selected by Texas in the 1st round (#35 overall) of the 2007 First Year Player Draft
2 - Claimed off waivers by the Cubs, April 19, 2013

DIVISION SERIES

YEAR	CLUB	AVG	G	AB	R	H	2B	3B	HR	RBI	SH	SF	HBP	BB	IBB	SO	SB	CS	GDP	SLG	OBP
2010	TEX vs. TB	.000	3	6	1	0	0	0	0	0	0	0	0	0	0	2	0	0	0	.000	.000
Totals		.000	3	6	1	0	0	0	0	0	0	0	0	0	0	2	0	0	0	.000	.000

CHAMPIONSHIP SERIES

YEAR	CLUB	AVG	G	AB	R	H	2B	3B	HR	RBI	SH	SF	HBP	BB	IBB	SO	SB	CS	GDP	SLG	OBP
2010	TEX vs. NYY	.000	3	1	2	0	0	0	0	0	0	0	0	0	0	1	0	0	0	.000	.000
Totals		.000	3	1	2	0	0	0	0	0	0	0	0	0	0	1	0	0	0	.000	.000

WORLD SERIES

YEAR	CLUB	AVG	G	AB	R	H	2B	3B	HR	RBI	SH	SF	HBP	BB	IBB	SO	SB	CS	GDP	SLG	OBP
2010	TEX vs. SF	.500	2	2	1	1	0	0	0	0	0	0	0	0	0	0	0	0	0	.500	.500
Totals		.500	2	2	1	1	0	0	0	0	0	0	0	0	0	0	0	0	0	.500	.500

FIELDING

OF	PCT	G	PO	A	E	DP
2009	.927	20	38	0	3	0
2010	.988	133	337	2	4	0
2011	.986	32	70	1	1	0
2013	.950	29	37	1	2	0
Totals	.980	214	482	4	10	0

35

Brad BRACH

BATS RIGHT THROWS RIGHT HEIGHT 6'6 WEIGHT 215 RHP

BORN: April 12, 1986

OPENING DAY AGE: 27

BIRTHPLACE: Freehold, NJ

RESIDES: Nashville, TN

CONTRACT STATUS: Signed through 2014

MAJOR LEAGUE SERVICE: 1 year, 15 days

ACQUIRED: November 25, 2013; acquired by the Orioles from San Diego in exchange for minor league RHP Devin Jones



GAME HIGHS & STREAKS

RELIEF OUTING: 2.0 innings, nine times, most recently August 25, 2013 vs. Chicago (NL)...**STRIKEOUT HIGH:** 4, August 2, 2012 vs. Cincinnati...**WALK HIGH:** 3, June 23, 2012 vs. Seattle...**HR ALLOWED:** 1, 14 times, most recently September 4, 2013 vs. San Francisco...**WINNING STREAK:** 2 games, September 7, 2012-current...**LOSING STREAK:** 4 games, September 10, 2011-July 29, 2012

2013 HIGHLIGHTS

- Made 33 appearances each for Triple-A Tucson (4-3, 2.84 ERA, 8.9 K/9, 2.8 BB/9) and San Diego (1-0, 3.19, 9.0 K/9, 5.5 BB/9)
- Made SD's Opening Day roster, posting a 4.76 ERA (17.0IP, 9ER, 17K) in his first 19 games before being optioned on May 18
- Had four additional stints with the club after being optioned, June 23-26, July 8-14, August 24-26 and September 3-end of season
- Allowed season-high 4ER in 0.2IP in his first outing of the season, April 1 @NYM
- Pitched to a 2.08 ERA (30.1IP, 7ER) for SD the rest of the season, including a 0.95 mark (19.0IP, 2ER) in his final 18 games, beginning May 4
- Tossed season-high 2.0 scoreless innings twice, May 16 vs. WAS and August 25 vs. CHC
- Recorded season-high 3 strikeouts twice, July 8 vs. COL and September 4 vs. SF
- Was 2nd on Tucson in ERA and 6th in appearances and K/9 rate (min. 30IP)

PRO CAREER

2012: Made his first career Opening Day roster, spending the majority of the season in the majors with San Diego...Made a career-high 67 relief appearances, second-most on the club behind Luke Gregerson (77)...Led all National League rookies with 67 games pitched (3rd in MLB) and finished with the second-most strikeouts (75) among all NL rookie relievers (5th in MLB)...Allowed just five of his 46 inherited runners to score for SD, or 10.9% of inherited runners, the 2nd-best percentage among all qualifying major league relievers in 2012...Posted 10.1K/9.0IP...His 75 strikeouts led all Padre relievers...Held right-handed hitters to a .188 (28-149) average while lefties hit .239 (22-92) off him for San Diego...Allowed 11 home runs on the season, tied for 3rd-most among NL relievers...Recalled from Triple-A Tucson on 4/5, prior to the start of the season, and went 0-1 with a 5.06 ERA (5.1IP, 3ER) in five outings before being optioned back to Tucson on 4/16...Recalled for his second stint on 5/4, posting a 4.03 ERA (22.1IP, 10ER) with 28 strikeouts against 15 walks and 16 hits allowed before being optioned back to Tucson on 6/27...Recalled for a third and final time on 7/4, going 2-3 with a 3.46 ERA (39.0IP, 15ER), 44 strikeouts against 11 walks and a .196 (28-143) opponents average over his final 40 outings from 7/4 through the end of the season...Earned his first career win on 8/10 @PIT, working 2.0 innings...In 10 outings total for Tucson, went 2-1 with a 2.79 ERA (9.2IP, 3ER) and five strikeouts against just one walk.

2011: Split the majority of the season between Double-A San Antonio and Triple-A Tucson, also seeing his first big league action over the last month of the season...Selected from Tucson on 8/31 and made his major league debut that day @LAD, working 1.1 scoreless frames (3K)...Named a Texas League Mid-Season and Post-Season All-Star...Recorded the 100th save of his professional career on 7/1 for the Missions at Northwest Arkansas...Led the Texas League in saves and games finished (40) despite being promoted to Triple-A on 7/6...His 34 saves overall ranked 4th-most among all minor league pitchers...Named PCL Pitcher of the Week, August 22-28.

2010: The California League's Pitcher of the Year after posting a league-record 41 saves and a 2.47 ERA (65.2IP, 18ER) for the Single-A Lake Elsinore Storm...Honored as the Padres' organizational Pitcher of the Year...Fanned 74 while walking only 11 over 62 appearances...Named both a Post-Season and Mid-Season Cal League All-Star...Notched a 2.84 ERA (12.2IP, 4ER) with a 1-1 record in 11 Arizona Fall League games for the Peoria Saguaros...Selected to play for the West Division in the AFL Rising Stars game.

2009: Honored as the MLB.com Class-A Relief Pitcher of the Year, pitching the entire season at Single-A Fort Wayne...Tallied a Midwest League-leading 33 saves in 60 appearances for Single-A Fort Wayne, notching a 1.27 ERA (63.2IP, 9ER)...Honored as Midwest League Mid-Season and Post-Season All-Star...Was 3-3 with 82 strikeouts and 11 walks.



Brad BRACH

PERSONAL/MISCELLANEOUS

Originally selected by San Diego in the 42nd round of the 2008 First Year Player Draft out of Monmouth (NJ) University... Wife, Jenae Cherry, is a country music singer/songwriter...Signed by Padres' scout Jim Bretz...Finished his collegiate career at Monmouth University as the school's all-time leader in career wins (29) and strikeouts (277)...Was also the only pitcher to ever work more than 300 innings...A teammate of his brother Brett at both Monmouth University and Freehold Township High School...Also lettered in basketball in high school, sinking 86 career three-point shots...Named the New Jersey Sports Writers Association's 2012 Relief Pitcher of the Year.

YEAR	CLUB	W	L	ERA	G	GS	CG	SHO	SV	IP	H	R	ER	HR	HB	BB	IB	SO	WP	BK
2008	AZL Padres-1	1	1	2.01	18	0	0	0	4	22.1	21	5	5	0	2	5	0	33	2	0
2009	Fort Wayne	3	3	1.27	60	0	0	0	33	63.2	36	10	9	1	4	11	0	82	3	0
2010	Lake Elsinore	5	2	2.47	62	0	0	0	41	65.2	50	20	18	6	0	11	0	74	2	1
2011	San Antonio	2	2	2.25	42	0	0	0	23	44.0	32	11	11	3	2	5	1	64	3	0
	Tucson	1	3	3.90	25	0	0	0	11	27.2	28	13	12	1	0	7	1	30	4	0
	SAN DIEGO	0	2	5.14	9	0	0	0	0	7.0	9	5	4	0	1	7	4	11	1	0
2012	Tucson	2	1	2.79	10	0	0	0	3	9.2	11	3	3	0	0	1	0	5	1	0
	SAN DIEGO	2	4	3.78	67	0	0	0	0	66.2	50	28	28	11	2	33	7	75	4	0
2013	Tucson	4	3	2.84	33	0	0	0	3	44.1	43	15	14	5	2	14	1	44	1	0
2013	SAN DIEGO	1	0	3.19	33	0	0	0	0	31.0	36	15	11	3	0	19	0	31	4	0
	Minor Lg. Totals	18	15	2.34	250	0	0	0	118	277.1	221	77	72	16	10	54	3	332	16	1
	National League	3	6	3.70	109	0	0	0	0	104.2	95	48	43	14	3	59	11	117	9	0
	ML Totals	3	6	3.70	109	0	0	0	0	104.2	95	48	43	14	3	59	11	117	9	0

1 - Selected by San Diego in the 42nd round of the 2008 First Year Player Draft

FIELDING

P	PCT	G	PO	A	E	DP
2011	-	9	0	0	0	0
2012	.800	67	2	6	2	1
2013	1.000	33	2	5	0	1
Totals	.882	109	4	11	2	2

53

Zach BRITTON

BATS LEFT	THROWS LEFT	HEIGHT 6'3	WEIGHT 195	LHP
-----------	-------------	------------	------------	-----

BORN: December 22, 1987 **OPENING DAY AGE:** 26
BIRTHPLACE: Panorama City, CA **RESIDES:** Weatherford, TX
CONTRACT STATUS: Signed through 2014
MAJOR LEAGUE SERVICE: 1 year, 158 days
ACQUIRED: Selected by the Orioles in the 3rd round of the 2006 First Year Player Draft



GAME HIGHS & STREAKS

LONGEST OUTING: 9.0 innings, May 12, 2011 vs. Seattle...**LONGEST RELIEF OUTING:** 3.2 innings, September 27, 2013 vs. Boston...**STRIKEOUT HIGH:** 10, August 30, 2012 vs. White Sox...**WALK HIGH:** 6, July 17, 2012 at Minnesota...
HR ALLOWED: 2, four times, most recently July 9, 2013 vs. Texas...**WINNING STREAK:** 4 games, August 18-September 4, 2012...**LOSING STREAK:** 5 games, June 22-August 4, 2011

2013 HIGHLIGHTS

- Had three stints with the Orioles (April 25-30, June 18-July 9 and September 2-5), making seven starts
- Combined to pitch 11.0 innings and allow two earned runs in his two victories (June 18 @DET, 5.1IP, ER and 6/29 vs. NYY, 5.2IP, ER)
- Struck out season-high five, June 24 vs. CLE
- Tossed season-long 7.0 innings, July 4 @CWS
- Went 6-5 with a 4.27 ERA (103.1IP, 49ER) in 19 starts for Triple-A Norfolk
- Was second on the Tides pitching staff with nine Quality Starts behind Josh Stinson (11)
- Was 5-1 with a 3.15 ERA (54.1IP, 19ER) in nine road starts in the International League
- Held AAA left-handed hitters to a line of .208/.299/.317 in 101 at-bats
- August 28 at Charlotte, tied season-high with eight strikeouts and registered 13 groundouts
- Posted a 2.98 groundout/flyout ratio, but finished 12.0 innings shy of qualifying among minor league leaders, where that ratio would have been tops at the AA and AAA levels

PRO CAREER

2012: Began season on the DL with a left shoulder impingement and had three stints with the O's (7/17-8/8, 8/18-30 & 9/4-end of season)...Reinstated from DL, 6/6, and optioned to Triple-A Norfolk...Made three rehab starts with AA Bowie (2G; 0.75 ERA, 12.0IP, ER, 3BB, 11K) and AAA Norfolk (1G; 6.00 ERA, 6.0IP, 4ER, 2BB, 2K)...Went 2-0 with a 2.14 ERA (21.0IP, 5ER, 16K) in three July starts for the Tides...Recalled by the O's, 7/17, where he made five starts and posted an 8.10 ERA (23.1IP, 21ER) before being optioned back to Norfolk, 8/8...Made start for the Tides, 8/13 and was recalled back to the O's, 8/18...Tossed season-high 8.0IP and struck out career-high 10, 8/30 vs. CWS...Made first career appearance out of the pen, 10/3 @TB (IP, K)...Pitched to a 0.78 ERA (34.2IP, 3ER) in his five victories.

2011: Had his contract selected from Norfolk on April 3 and made his major league debut that night at Tampa, picking up the win as he allowed one earned run over six innings...With an 11-11 record, became the first Orioles starter with more than 20 or more decisions in a season to post a .500 or better record since Erik Bedard went 15-11 in 2006...Struck out six in his debut, including Elliot Johnson in the first inning for his first major league strikeout...Became the seventh of eight Orioles starters to win their major league debut since the start of the 2009 season, joining Koji Uehara, Brad Bergesen, Jason Berken, David Hernandez, Brian Matusz and Jake Arrieta...Allowed one earned run over his first two major league appearances (13.2 IP)...According to Elias, since the Orioles moved to Baltimore in 1954, only Tom Phoebus won his first two MLB games, both as a starting pitcher, allowing no more than one run combined...Prior to Britton, the last Oriole pitcher to allow one or fewer runs in the first 13.2 innings of his career was Kurt Birkins in May 2006 (he allowed one run, all innings pitched in relief)...The last O's pitcher to allow a total of one-or-fewer runs in his first two career starts was Chuck McElroy in Sept. of 2000 (11.0IP, 1ER)...McElroy had 603 relief outings in the bigs before his first two starts in 2000...Worked nine scoreless innings in that May 12 start and was opposed by Jason Vargas, who also worked nine scoreless innings...The last time the Orioles played a game in which both pitchers went nine innings was July 11, 2003 (Baltimore's Rodrigo Lopez and Oakland's Tim Hudson)...It also marked the first time two major league pitchers went nine innings or more each and were both non-decisioned since July 10, 2010 (Philadelphia's Roy Halladay and Cincinnati's Travis Wood)...It was just the third such occurrence in the big leagues since 2000...The last O's starter to throw nine shutout IP and not factor in the decision was Mike Morgan on April 16, 1988 against Cleveland...Joined Jake Arrieta as the first pair of Oriole starters to both have five wins by May 20th since Erik Bedard and Kris Benson in 2006...Recorded five hits in his three interleague play starts, going 5-for-8 with a double, a homer with two RBI and three runs scored...According to Elias, his five hits were the most in one season by an AL pitcher since the creation of the designated hitter in 1974...Set a then career-high with three straight wins April 20-May 1 and tied that mark August 22-September 1...Struck out then a career-high seven September 17 against Los



Zach BRITTON

Angeles...Had a streak of 19.1 scoreless innings over three starts from May 6-18...In his two starts, July 8-30, he became the first player in major-league history to allow eight-or-more runs while lasting less than an inning in each of two consecutive starts... In his August 28 start against the Yankees (over 7.0 innings) he threw a career-high 120 pitches, the most by an Oriole pitcher in 2011 and most by an Orioles starter against the Yankees since Sidney Ponson threw 128 in 5.2 innings on June 1, 2004 in the Bronx...Pitched to a 3.09 ERA (87.1IP, 30ER) at home and a 6.58 ERA (67.0IP, 49ER) on the road...Was 3-1 with a 2.02 ERA (35.2IP, 8ER) in five starts against the AL West...Had a 4.05 ERA (104.1IP, 47ER) before the All-Star break, but pitched to a 5.76 ERA (50.0IP, 32ER) after the break...Was 4-1 with a 2.84 ERA (31.2IP, 10ER) in five April starts and 2-1 with a 2.60 ERA (17.1IP, 5ER) in three August starts...Opponents batted .228 (72-316) against him at home and .331 (90-272) on the road...Made one start for Triple-A Norfolk August 16 and allowed one run over five innings on three hits and a walk against Charlotte...Made three starts for Double-A Bowie July 15-25, going 0-2 with a 5.40 ERA (11.2IP, 7ER).

2010: Received the Jim Palmer Award as the Orioles top minor league pitcher...Was named to the Eastern League All-Star Team...Was named the 2nd best prospect in the Orioles organization by *Baseball America* following the 2010 season...Was named the Orioles Organizational Pitcher of the Month for June when he went 3-0 with a 0.66 ERA in four starts...Was named the Eastern League Pitcher of the Week for June 21-27, when he tossed 8.0 innings, allowing one run on four hits and striking out nine...Made seven consecutive quality starts at Bowie, May 21-June 25 before being promoted to Norfolk on July 1...Led all Tides pitchers who made at least 12 starts with a 2.98 ERA...Matched his career-best in strikeouts with nine on three occasions (June 25 at Altoona, August 14 against Charlotte and September 4 at Durham).

2009: Was named the 2009 Carolina League Pitcher of the Year...Was named to the 2009 Carolina League All-Star Team and the 2009 Carolina League Post-Season All-Star Team...Was named the third best prospect in the Orioles system by *Baseball America*...Finished 2nd in the league in ERA (2.70) and strikeouts (131), 4th in innings pitched (140.0) and tied for 5th in wins (9)...Led the Keys in all four categories...Also led the team in games started (24)...Tied a career-high with nine strikeouts June 29 against Wilmington...Began the season with five consecutive starts allowing two earned runs or less and ended the season with nine consecutive starts allowing three earned runs or less.

2008: Finished 7th in the league in ERA (3.12) and 4th in innings pitched (147.1)...Tied for team lead in wins (12) and starts (27) and finished 2nd on the club in strikeouts (114)...Threw a complete game (7.0 IP) on May 21 against Kannapolis, allowing one run on five hits...Made 15 quality starts and struck out a season-high nine batters on June 25 against Lake County.

2007: Went 6-4 with a 3.68 ERA in 15 starts for Aberdeen...Pitched to an 8.00 ERA in June (9.0IP, 8ER), but had a 2.96 ERA (54.2IP, 18ER) after July 1.

2006: Went winless in 11 starts for Rookie League Bluefield...Lost three straight starts, 7/30-8/10...Pitched a season-high 5.0 innings and did not allow a run on 8/15 at Pulaski, but did not receive a decision...Surrendered 5 runs in 1.2 innings in his next start at Burlington, the only time he allowed more than 3 runs in an outing.

PERSONAL/MISCELLANEOUS

Graduated from Weatherford (TX) HS...Married, wife's name is Courtney.

YEAR	CLUB	W	L	ERA	G	GS	CG	SHO	SV	IP	H	R	ER	HR	HB	BB	IB	SO	WP	BK
2006	Bluefield-1	0	4	5.29	11	11	0	0	0	34.0	35	22	20	4	2	20	0	21	5	0
2007	Aberdeen	6	4	3.68	15	15	0	0	0	63.2	64	33	26	1	5	22	0	45	4	0
2008	Delmarva	12	7	3.12	27	27	1	0	0	147.1	118	68	51	9	6	49	0	114	13	0
2009	Frederick	9	6	2.70	25	24	0	0	0	140.0	123	64	42	6	9	55	0	131	21	0
2010	Bowie	7	3	2.48	15	14	0	0	0	87.0	76	33	24	4	3	28	1	68	10	0
	Norfolk	3	4	2.98	12	12	0	0	0	66.1	63	31	22	3	1	23	0	56	8	0
2011	Bowie	0	2	5.40	3	3	0	0	0	11.2	14	11	7	3	1	2	0	15	1	1
	Norfolk	0	1	1.80	1	1	0	0	0	5.0	3	1	1	0	0	1	0	3	0	0
	BALTIMORE	11	11	4.61	28	28	0	0	0	154.1	162	93	79	12	1	62	3	97	7	0
2012	Bowie	1	0	0.75	2	2	0	0	0	12.0	8	4	1	0	1	3	0	11	2	0
	Norfolk	4	2	5.91	9	9	0	0	0	51.1	49	29	28	5	0	20	0	37	7	0
	BALTIMORE	5	3	4.07	12	11	0	0	0	60.1	61	37	34	6	2	32	3	53	4	0
2013	Norfolk	6	5	4.27	19	19	0	0	0	103.1	112	59	49	5	5	46	0	75	9	0
	BALTIMORE	2	3	4.95	8	7	0	0	0	40.0	52	23	22	4	1	17	1	18	1	0
	Minor Lg. Totals	48	38	3.38	139	137	1	0	0	721.2	665	355	271	40	33	269	1	576	80	1
	BALTIMORE TOTALS	18	17	4.77	48	46	0	0	0	254.2	275	153	135	22	4	111	7	168	12	0
	American League	18	17	4.77	48	46	0	0	0	254.2	275	153	135	22	4	111	7	168	12	0
	ML Totals	18	17	4.77	48	46	0	0	0	254.2	275	153	135	22	4	111	7	168	12	0

1- Selected by the Orioles in the 3rd round of the 2006 First Year Player Draft

BATTING

YEAR	AVG	AB	R	H	2B	3B	HR	RBI	SH	SF	HBP	BB	IBB	SO	SB	CS	GDP	SLG	OBP
Career	.625	8	3	5	1	0	1	2	0	0	0	0	0	1	0	0	0	1.125	.625

FIELDING

P	PCT	G	PO	A	E	DP
2011	.938	28	9	21	2	4
2012	.917	12	1	10	1	0
2013	1.000	8	1	4	0	0
Totals	.939	48	11	35	3	4

49

Dylan BUNDY

BATS	THROWS	HEIGHT	WEIGHT	
SWITCH	RIGHT	6'1	195	RHP
BORN: November 15, 1992		OPENING DAY AGE: 21		
BIRTHPLACE: Tulsa, OK		RESIDES: Sperry, OK		
CONTRACT STATUS: Signed through 2016				
MAJOR LEAGUE SERVICE: 15 days				
ACQUIRED: Selected by the Orioles in the 1st round (4th overall) of the 2011 First Year Player Draft...Signed to a five-year major league contract on August 15, 2011				



2013 HIGHLIGHTS

- Did not pitch after spring training, due to forearm discomfort that was later diagnosed as a flexor mass strain
- Underwent "Tommy John" surgery on his right elbow, June 27, 2013, performed by Dr. James Andrews
- Named the O's #1 prospect by *Baseball America* following the season
- Also named a top 100 overall prospect in baseball by Baseball Prospectus (15), MLB.com (20) and ESPN.com (31)

PRO CAREER

2012: Recalled from Double-A Bowie, 9/19, and made his ML debut, 9/23 @BOS (0.2IP)...Made debut at 19 years, 313 days old, the first Oriole to debut before turning 20 since RHP Mike Adamson, 7/1/67 (19.291)...With Manny Machado, became the first pair of O's teammates to debut in same season by age 20 since 1964 (Paul Blair & Frank Bertaina)...Tossed scoreless 9th in home debut vs. TOR, 9/25...Named winner of Jim Palmer Prize for O's Minor League Pitcher of the Year...Went a combined 9-3 with a 2.08 ERA (103.2IP, 24ER) in 23 starts with 3 affiliates (119K, 28BB)...Named to the Carolina League All-Star team and tossed a scoreless inning, 6/19 in the Carolina/California League All-Star Game...Was named to the *Baseball America* Minor League All-Star Team...Named O's minor league pitcher of the month in April (30.0 consecutive scoreless IP)...Began pro career with Class-A Delmarva, going 1-0 with a 0.00 ERA (30.0IP), 40 strikeouts and 2 walks in 8 starts...Promoted to Class-A Frederick, where he went 6-3 with a 2.84 ERA (57.0IP, 18ER), 66 strikeouts and 18 walks in 12 starts...Won his Keys debut, 5/29 and was 3rd on the club with six wins...Wrapped up his minor league season with Double-A Bowie, going 2-0 with a 3.24 ERA (16.2IP, 6ER), 13 strikeouts and 8 walks in 3 starts...Earned the win (6.0IP, ER, 7K) in Game One of the Eastern League Playoffs over Akron, 9/5...Overall, held minor league hitters to a .186 average (67-361), with righties batting .165 (39-236)...Named the O's #1 prospect by *Baseball America* following the season.

2011: Selected by the Orioles with the #4 pick in the 2011 First Year Player Draft...Named the Gatorade National Player of the Year...Went 11-0 with a 0.20 ERA and 158 strikeouts and five walks in 71.0 innings in his senior season at Owasso (OK) High School...Also batted .467 with 11 home runs and 54 RBI...Ranked the #2 prospect in the draft by *Baseball America*...Ranked the #4 prospect in the draft by ESPN.com and MLB.com...Signed a five-year major league contract (beginning in 2012) on August 15...Did not play after signing.

PERSONAL/MISCELLANEOUS

Scouted by Ernie Jacobs...Dylan's older brother, Bobby, was the Orioles' 8th round selection in the 2008 draft.

YEAR	CLUB	W	L	ERA	G	GS	CG	SHO	SV	IP	H	R	ER	HR	HB	BB	IB	SO	WP	BK
2012	Delmarva-1	1	0	0.00	8	8	0	0	0	30.0	5	2	0	0	2	2	0	40	1	0
	Frederick	6	3	2.84	12	12	0	0	0	57.0	48	20	18	5	1	18	0	66	4	1
	Bowie	2	0	3.24	3	3	0	0	0	16.2	14	7	6	1	0	8	0	13	1	0
	BALTIMORE	0	0	0.00	2	0	0	0	0	1.2	1	0	0	0	0	1	0	0	0	0
2013	INJURED - DID NOT PITCH																			
	Minor Lg. Totals	9	3	2.08	23	23	0	0	0	103.2	67	29	24	6	3	28	0	119	6	1
	BALTIMORE TOTALS	0	0	0.00	2	0	0	0	0	1.2	1	0	0	0	0	1	0	0	0	0
	American League	0	0	0.00	2	0	0	0	0	1.2	1	0	0	0	0	1	0	0	0	0
	ML TOTALS	0	0	0.00	2	0	0	0	0	1.2	1	0	0	0	0	1	0	0	0	0

1-Selected by the Orioles in the 1st round (#4 overall) of the 2011 First Year Player Draft

FIELDING

P	PCT	G	PO	A	E	DP
2012	-	2	0	0	0	0
Totals	-	2	0	0	0	0

NON-ROSTER INVITEE

Alexi CASILLA

12

INF

BATS SWITCH

THROWS RIGHT

HEIGHT 5'9"

WEIGHT 170

BORN: July 20, 1984

OPENING DAY AGE: 29

BIRTHPLACE: San Cristobal, DR

RESIDES: San Cristobal, DR

CONTRACT STATUS: Signed through 2014

MAJOR LEAGUE SERVICE: 6 years, 38 days

ACQUIRED: November 2, 2012; claimed off waivers from Minnesota

GAME HIGHS & STREAKS

HITS: 4, twice, most recently June 4, 2011 vs. Kansas City...**RUNS:** 3, twice, most recently July 26, 2010 vs. Kansas City...**DOUBLES:** 2, three times, most recently July 27, 2011 vs. Texas...**TRIPLES:** 2, May 1, 2011 vs. Kansas City...**HR:** 1, 12 times, most recently June 25, 2013 vs. Cleveland...**RBI:** 4, three times, most recently July 28, 2012 vs. Cleveland...**SB:** 2, seven times, most recently May 10, 2013 vs. Minnesota...**WALKS:** 3, twice, most recently May 22, 2010 vs. Milwaukee...**HITTING STREAK:** 14 games, June 20-July 7, 2008

2013 HIGHLIGHTS

- Made his first Opening Day roster with the Orioles after being claimed off waivers from Minnesota in November, 2012
- Had season-long five game hit streak, April 12-22, batting .333 (6-18) with two doubles and two runs scored
- Collected season-high two stolen bases, May 10 @MIN
- Hit eventual game-winning HR in the 7th inning, June 25 vs. CLE, adding season-high three RBI
- Had five multiple-hit games (last on August 18 vs. COL)
- Scored game-winning run as pinch runner, September 17 @BOS
- Did not play again after colliding with Nick Markakis in short right field, September 23 @TB

PRO CAREER

2012: Made Twins Opening Day roster for fourth consecutive season...Was Twins Opening Day second baseman April 6 @BAL...Recorded three three-hit games in a nine-game span, April 18-30...Finished with five three-hit games: April 18 @NYY, April 25 vs. BOS, April 30 @LAA, May 27 vs. DET, and June 30 vs. KC...Tied career-high with four RBI July 28 vs. CLE...Was successful in 21 of 22 SB attempts (95.5%), raising his career totals to 71-for-80 (89%)...Ranked second in baseball in stolen base percentage and set a club record...Hit first and only home run of season August 8 @CLE off Justin Masterson...Finished with a season high 10-game hitting streak, batting .464 (13-for-28) during the stretch.

2011: Made Twins Opening Day roster as shortstop, going 1-for-3 with a double and RBI in first game April 1 at Toronto...Batted .169 (13-77), April 2-May 14, but batted .331 (39-118), May 15-June 21...Tied career-high with four hits June 4 @KC...Hit first and second homers in back-to-back games June 19 vs. SD and June 21 @SF...Recorded 50th career stolen base (second of the game) July 26 @TEX...Set new single-season career-high with 16th double July 18 vs. CLE (DH G2)...Placed on 15-day DL (right hamstring strain) July 29; reinstated, August 12...Played in one game August 12 @CLE, but reaggravated his right hamstring and was placed on 15-day DL again August 13...Played in one rehab game August 29 with Single-A Ft. Myers, but did not return to Twins...Played in 92 games defensively, including 56 games (53 GS) at second base and 36 games (all starts) at shortstop...Transferred to 60-day DL September 27...Reinstated October 14...Played in Dominican Winter League with Gigantes del Cibao, batting .336 (40-119) with seven doubles, one triple, 15 walks, and 22 runs scored in 31 games.

2010: Made Opening Day roster for second straight season...Played 3.0 innings in center field, first outfield appearance of his career, May 23 vs. MIL...Placed on DL June 21 after surgery to remove bone chips in right elbow...Played in 14 rehab games with GCL Twins, Ft. Myers, and New Britain...Reinstated to Twins roster July 21...Became Twins regular second baseman after club placed Orlando Hudson on DL, July 25...Scored three runs and drove in three, going 2-for-4 with a triple, July 26 @KC...Hit first home run of season July 30 vs. SEA...Had first career four-RBI game, going 2-for-5 with a double, August 6 @CLE...Played in 61 games, 30 at shortstop (20 GS), 24 at second base (16 GS), six at third base (GS), and one in center field...Had game-winning walk-off single, driving in two runs in the bottom of the ninth and tied a career-high with four RBI, October 2 vs. TOR...Played in Dominican Winter League with Gigantes del Cibao, batting .303 (47-155) with five doubles, two triples, two home runs, 18 RBI, and 17 walks in 40 games.

2009: Made Twins Opening Day roster for first time in his career as Twins starting second baseman...Hit walk-off single April 7 vs. SEA...Optioned to Triple-A Rochester May 6...Played in 20 games for Red Wings, batting .316 (25-79) with three triples, eight RBI, five walks, and six stolen base...Recalled by Twins, May 29...Played in 10 games for Twins before being optioned back to Rochester...Recalled by Twins July 12...Had season-high five-game hit-streak (four multi-hit games) going 9-for-17, August 21-25...Hit walk-off RBI-single in bottom of 12th inning in the AL Central tiebreaker game October 6 vs. DET.

Alexi CASILLA



2008: Began season at Triple-A Rochester...Recalled May 11...Hit first major league home run off Scott Feldman and first career three RBI game, May 19 vs. TEX...Had 13-game hit-streak, going 19-for-52 (.365), May 29-June 11...Had career-high 14-game hit-streak, going 21-for-56 (.375) with four doubles and 11 RBI, June 20-July 7...Placed on 15-day DL (torn ligament in right thumb), July 30...Reinstated from DL August 21 (missed 20 games)...Hit fifth home run of season August 23 @LAA...Recorded 10th three-hit game of season (3-for-4) September 10 vs. KC...Hit seventh home run, a ninth-inning two-run game-tying home run off TB's Dan Wheeler, September 18 (triggered a five-run ninth that led to Twins 11-8 win)...Had game-winning walk-off RBI-single in bottom of 10th vs. CWS, moving Twins into first place with three games to play September 25...Started 93 games for Twins, including 92 at second base and one at shortstop...His 50 RBI were most for a Twins second baseman since Todd Walker had 62 in 1998...Named winner of the Charles O. Johnson Award, given to the most improved Twin.

2007: Began season at Triple-A Rochester...Recalled April 10 and appeared in 13 games before being optioned back to Rochester May 1...Had seven-game hit-streak, going 13-for-29 (.448), June 8-15...Had four-hit game (including three doubles) June 17 at Louisville...Had eight-game hit-streak, going 14-for-36 (.389), July 12-19...Batted .337 (32-95) vs. LHP at Rochester...Recalled July 31...Had three-hit game August 14 @SEA...Had a career-high four hits September 3 vs. CLE.

2006: Started season at Single-A Ft. Myers...Hit safely in 19 of first 20 games...Went 37-for-113 (.327) in May and stole 12 bases...Promoted to Double-A New Britain July 14...Only home run of year came July 24 vs. Trenton...Stole season-high three bases on two occasions...Posted .442 batting average (19-43) with RISP...Earned September call-up and appeared in first major league game as a pinch-hitter September 1 @NYY...Recorded first ML hit off Luke Hudson September 28 vs. KC...Won Sherry Robertson Award for Twins Minor League Player of the Year...Ranked fastest baserunner, best defensive second baseman, and most exciting player in Florida State League by *Baseball America*...Ranked 15th best prospect in Eastern League and 18th best prospect in Florida State League by *Baseball America*...Ranked 7th best prospect in Twins organization by *Baseball America* entering the 2007 season.

2005: Appeared in seven games for Double-A Arkansas (Los Angeles-AL) April 9-26...Promoted to Triple-A Salt Lake April 30...Spent majority of season with Single-A Cedar Rapids...Had season high 22-game hit-streak, July 10-August 5, batting .463 (38-82), including a 5-for-5 game July 30 vs. Dayton...Acquired from Los Angeles-AL in exchange for pitcher J.C. Romero, December 9.

2004: Started season with AZL Angels (Los Angeles-AL) and hit safely in seven of first eight games before being promoted to Cedar Rapids July 4...Hit safely in five of nine games before rejoining the AZL Angels...Had three games of three-or-more hits...Was second in league in stolen bases (24).

2003: Played 33 games in Dominican Summer League...Stole 28 bases in 30 attempts.

PERSONAL/MISCELLANEOUS

Originally signed by Los Angeles (AL) as non-drafted free agent, February 21, 2003...Signed by scout Leo Perez.

YEAR	CLUB	AVG	G	AB	R	H	2B	3B	HR	RBI	SH	SF	HBP	BB	IBB	SO	SB	CS	GDP	SLG	OBP
2003	DSL Angels-1	.298	33	124	21	37	3	2	0	15	2	0	4	16	0	14	28	2	4	.355	.396
2004	AZL Angels	.258	45	163	29	42	1	4	0	10	2	2	4	15	0	10	24	8	3	.313	.332
	Provo	.333	4	12	4	1	0	1	0	1	0	0	1	4	0	0	1	0	0	.583	.529
	Cedar Rapids	.310	9	29	6	9	2	1	0	1	0	0	0	5	0	4	1	1	0	.448	.412
2005	Cedar Rapids	.325	78	308	62	100	11	3	3	17	3	1	6	29	0	31	47	12	6	.409	.392
	Arkansas	.211	7	19	4	4	0	0	0	4	0	0	0	2	0	3	1	1	0	.211	.286
	Salt Lake	.256	13	39	3	10	0	0	0	1	4	0	0	3	0	6	1	1	1	.256	.310
2006	Fort Myers-2	.331	78	323	56	107	12	6	0	33	3	1	2	30	0	36	31	6	8	.406	.390
	New Britain	.294	45	170	28	50	10	1	1	13	7	0	4	18	0	20	19	4	1	.382	.375
	MINNESOTA	.250	9	4	1	1	0	0	0	0	0	0	0	2	0	1	0	0	0	.250	.500
2007	Rochester	.269	84	320	53	86	13	1	3	20	6	1	4	34	1	50	24	12	6	.344	.345
	MINNESOTA	.222	56	189	15	42	5	1	0	9	5	1	0	9	0	29	11	1	5	.259	.256
2008	Beloit	.571	2	7	2	4	0	0	0	1	0	0	0	2	0	1	0	1	0	.571	.667
	Rochester	.219	32	96	11	21	3	0	0	2	4	1	2	18	0	18	4	3	2	.250	.350
	MINNESOTA	.281	98	385	58	108	15	0	7	50	13	6	2	31	0	45	7	2	7	.374	.333
2009	Rochester	.340	40	156	21	53	3	4	2	17	2	2	0	11	0	23	9	6	2	.449	.379
	MINNESOTA	.202	80	228	25	46	7	3	0	17	2	1	3	22	0	36	11	0	6	.259	.280
2010	GCL Twins	.143	5	14	1	2	1	0	0	0	0	0	0	3	0	0	0	0	1	.214	.294
	Fort Myers	.167	3	12	0	2	0	0	0	1	0	0	0	2	0	2	1	1	1	.167	.286
	New Britain	.350	6	20	1	7	0	0	0	0	0	0	0	3	0	1	1	0	0	.350	.435
	MINNESOTA	.276	69	152	26	42	7	4	1	20	4	1	0	13	0	17	6	1	5	.395	.331
2011	Fort Myers	.000	1	2	0	0	0	0	0	0	0	0	0	0	0	0	0	0	0	.000	.000
	MINNESOTA	.260	97	323	52	84	21	4	2	21	8	3	3	28	0	45	15	4	4	.368	.322
2012	MINNESOTA	.241	106	299	33	72	17	2	1	30	3	5	3	16	0	52	21	1	6	.321	.282
2013	BALTIMORE-3	.214	62	112	15	24	4	1	1	10	2	2	0	9	0	20	9	2	1	.295	.268
	Minor Lg. Totals	.297	485	1814	302	538	60	23	9	136	33	8	27	195	1	219	192	58	35	.370	.372
	BALTIMORE TOTALS	.214	62	112	15	24	4	1	1	10	2	2	0	9	0	20	9	2	1	.295	.268
	American League	.248	577	1692	225	419	76	15	12	157	37	19	11	130	0	245	80	11	34	.332	.302
	ML TOTALS	.248	577	1692	225	419	76	15	12	157	37	19	11	130	0	245	80	11	34	.332	.302

- 1- Signed by Los Angeles (AL) as a non-drafted free agent, February 21, 2003
- 2- Acquired by Minnesota in exchange for LHP J.C. Romero, December 9, 2005
- 3- Claimed off waivers by the Orioles, November 2, 2012

FRONT
OFFICE

FRONT
OFFICE

ORIOLES
REACH

ORIOLES
REACH

MANAGER &
COACHES

MANAGER &
COACHES

ALEXI
CASILLA

ALEXI
CASILLA

2013
IN REVIEW

2013
IN REVIEW

OPPONENTS

OPPONENTS

MINOR
LEAGUES

MINOR
LEAGUES

RECORDS &
HISTORY

RECORDS &
HISTORY

ORIOLE PARK

ORIOLE PARK

MEDIA

MEDIA



Alexi CASILLA

FIELDING

2B	PCT	G	PO	A	E	DP
2006	1.000	4	5	8	0	4
2007	.958	52	80	147	10	38
2008	.974	95	196	247	12	71
2009	.984	72	141	170	5	35
2010	.988	24	34	51	1	11
2011	.977	56	85	174	6	38
2012	.980	96	178	263	9	81
2013	1.000	51	70	99	0	22
Totals	.978	450	789	1159	43	300

3B	PCT	G	PO	A	E	DP
2010	1.000	6	1	2	0	0
2012	1.000	4	0	4	0	1
Totals	1.000	10	1	6	0	1

SS	PCT	G	PO	A	E	DP
2006	1.000	2	1	2	0	2
2007	1.000	5	4	8	0	2
2008	1.000	2	2	3	0	0
2009	1.000	2	0	1	0	1
2010	.961	30	30	69	4	15
2011	.969	36	56	101	5	23
2013	1.000	2	0	1	0	0
Totals	.969	79	93	185	9	43

OF	PCT	G	PO	A	E	DP
2010	1.000	1	1	0	0	0
Totals	1.000	1	1	0	0	0

NON-ROSTER INVITEE

70

Fabio CASTILLO

BATS	THROWS	HEIGHT	WEIGHT	RHP
RIGHT	RIGHT	6'3	195	

BORN: February 19, 1989 **OPENING DAY AGE:** 25
BIRTHPLACE: Samana, DR **RESIDES:** La Romana, DR
CONTRACT STATUS: Signed through 2014
MAJOR LEAGUE SERVICE: None
ACQUIRED: December 19, 2013; signed by the Orioles as a minor league free agent



2013 HIGHLIGHTS

- Began the season with Double-A Richmond in the SF system, posting a 3.34 ERA (32.1IP, 12ER) as 12.2K/9.0IP in 14 games (2 GS)
- Made second and final start for Richmond on May 27, striking out season-high 8 at Altoona
- Promoted to Triple-A Fresno where he struck out 51 in 57.0IP over 23 appearances (5 GS)
- Overall, held right-handed hitters to a line of .230/.284/.326 in 196 plate appearances

PRO CAREER

2012: Split his seventh professional season between Double-A Frisco and Triple-A Round Rock, combining for a 4-1 record with a 3.54 ERA (56.0IP, 22ER) in 35 relief appearances...Pitched at the Triple-A level for the first time in his career...Landed on the DL twice with inflammation in his right elbow (June 20-27 and July 16-23)...Was a NRI to Rangers spring training for the second consecutive time.

2011: Spent the entire campaign with Double-A Frisco...Converted 9 of 14 (64.3%) save chances, the second-most on the club...Opened the season on the DL with a foot fracture...Activated from DL on April 14...Rated TEX's #23 prospect by *Baseball America* prior to the season.

2010: Spent the bulk of the campaign with Class-A Bakersfield before a late-season promotion to Frisco, combining to go 1-3 with a 2.11 ERA (55.1IP, 13ER) and 67 strikeouts in 39 relief appearances...Was added to the 40-man roster on Nov. 19.

2009: Spent the entire campaign with Class-A Hickory, the bulk of the season in the bullpen, going 3-5 with a 3.89 ERA (74.0IP, 32ER) in 38 relief appearances...Teamed with Martin Perez and Tyler Tufts on a 7.0-inning no-hitter on April 11 vs. Bowling Green...Tossed a scoreless 7th inning to complete the no-hitter.

2008: Spent entire season with Class-A Clinton...Was 1-3 with a 4.53 ERA (59.2IP, 30ER) in 29 appearances out of the bullpen and 1-2 with a 6.75 (30.2IP, 23ER) over seven starts...Finished among team leaders in appearances (T-4th, 36), IP (4th, 90.1), and saves (T-2nd, 4)...Landed on DL, July 9-17, with hamstring strain...Named the Northwest League's 5th-best prospect and the Rangers' 14th-best prospect by *Baseball America* following the 2007 season.

PERSONAL/MISCELLANEOUS

Name is pronounced Fa-bee-o Cas-tea-o...Originally signed by TEX as a non-drafted free agent, July 2, 2005.

YEAR	CLUB	W	L	ERA	G	GS	CG	SHO	SV	IP	H	R	ER	HR	HB	BB	IB	SO	WP	BK
2006	DSL Rangers-1	1	4	3.46	7	6	0	0	0	26.0	21	13	10	0	1	12	0	37	2	0
	AZL Rangers	0	0	0.00	1	1	0	0	0	3.0	1	0	0	0	0	2	0	4	0	0
2007	Spokane	3	5	5.92	14	14	0	0	0	62.1	73	46	41	4	8	27	0	46	5	0
2008	Clinton	2	5	5.28	36	7	0	0	4	90.1	88	65	53	11	1	47	0	78	16	0
2009	Hickory	3	6	4.05	40	2	0	0	2	80.0	87	45	36	5	4	25	3	67	4	0
2010	Bakersfield	1	3	1.92	36	0	0	0	6	51.2	41	15	11	2	3	26	1	65	1	0
	Frisco	0	0	4.91	3	0	0	0	0	3.2	3	2	2	0	0	4	0	2	4	0
2011	Frisco	3	6	6.36	42	0	0	0	9	52.1	58	40	37	6	5	23	1	37	5	0
2012	Frisco	2	1	2.89	21	0	0	0	0	37.1	28	15	12	1	1	12	1	28	3	0
	Round Rock	2	0	4.82	14	0	0	0	0	18.2	17	10	10	2	0	14	0	13	0	0
2013	Richmond-2	2	2	3.34	14	2	0	0	0	32.1	25	15	12	1	0	17	1	44	4	1
	Fresno	4	5	6.47	23	5	0	0	0	57.0	75	44	41	6	2	26	0	51	3	0
	Minor Lg. Totals	23	37	4.63	251	37	0	0	21	514.2	517	310	265	38	25	235	7	472	47	1

1 - Signed by Texas as a non-drafted free agent, July 2, 2005

2 - Signed by San Francisco as a minor league free agent, November 14, 2012



Wei-Yin CHEN

16

LHP

BATS
LEFT

THROWS
LEFT

HEIGHT
6'0

WEIGHT
195

BORN: July 21, 1985

OPENING DAY AGE: 28

BIRTHPLACE: Kaohsiung City, Taiwan

RESIDES: Keelung City, Taiwan

CONTRACT STATUS: Signed through 2014

MAJOR LEAGUE SERVICE: 2 years

ACQUIRED: January 10, 2012; signed by the Orioles as a non-drafted free agent to a three-year contract with a club option for 2015

GAME HIGHS & STREAKS

LONGEST OUTING: 8.0 innings, April 26, 2013 vs. Oakland...**STRIKEOUT HIGH:** 12, July 29, 2012 vs. Oakland...**WALK HIGH:** 5, September 1, 2013 vs. New York (AL)...**HR ALLOWED:** 3, twice, most recently September 7, 2012 vs. Yankees...**WINNING STREAK:** 4 games, twice, most recently May 12-July 30, 2013...**LOSING STREAK:** 6 games, September 1, 2012-April 14, 2013

2013 HIGHLIGHTS

- Was on the 15-day DL, May 13-July 10 with a right oblique strain
- Had surgery following the season to remove bony ossicles from his right knee
- In the first inning of his 23 starts in 2013, he pitched to a 2.35 ERA (23.0IP, 6ER) and allowed just two first-inning home runs
- His 2.82 ERA before the All-Star break was the sixth-lowest in the AL among starters with eight or more starts
- In his 10 home starts, was 4-2 with a 3.62 ERA (64.2IP, 26ER) with seven quality starts
- In his 13 road starts, was 3-5 with a 4.48 ERA (72.1IP, 36ER) and six quality starts
- In his last 23 road starts (since June 6, 2012), he is 8-8 with a 3.86 ERA (135.1IP, 58ER) and he has not recorded a win in his last nine road starts against AL East foes (since September 1, 2012)
- In his last 30 starts, the Orioles have scored 74 runs while Chen was in the game (64 more after he was removed) and he is 7-11 (team is 15-15) and in his last 47 starts, the Orioles have scored three or fewer runs while he was in the game 31 times
- The Birds have scored just 38 runs (2.1 per game) in his 18 career losses and have scored 96 runs (5.1 per game) in the 19 games when he recorded a win
- Orioles are 3-10 in his career when he works fewer than 5.0 innings, but when he pitches 5.1 or more innings, they are 27-15, including a 13-2 mark when he works 7.0 or more innings (Chen is 11-1 in those 15 outings with his only loss coming August 4, 2013 vs. Seattle)
- Since August 15, 2012, he has a 1-7 record within the division and is 7-4 against the rest of MLB
- His 19 career wins are the second-most by a Taiwanese-born pitcher in major league history behind Chien-Ming Wang (62)... Chen passed Hong-Chih Kuo (13 wins) for second place with his April 26 win at Oakland

PRO CAREER

2012: Became first Taiwanese-born player in Orioles history...Led club with 32 starts, the only pitcher to make more than 20 starts for the O's...Struck out 12 in 5.1IP, 7/29 vs. OAK, setting a ML record for strikeouts in a game by a Taiwanese-born pitcher, breaking Chien-Ming Wang's record (10), set 6/17/07...It was the most strikeouts by an O's pitcher since Erik Bedard tied the franchise-record with 15 K's, 7/7/07 @TEX...He became first Oriole to strike out 10 or more batters in fewer than 6.0IP...His 12 wins are most by an Oriole pitcher since Erik Bedard won 13 in 2007...Began his major league career 4-0, the first Orioles starting pitcher to begin a season 4-0 since Erik Bedard (4/5-20/06)...Became the 4th Taiwanese-born pitcher in ML history to win a game as he recorded his first ML win, 4/17 @CWS, joining fellow countrymen Chien-Ming Wang (61 wins), Hong-Chih Kuo (13) and Chin-hui Tsao (four)...Allowed a HR to Derek Jeter, the first batter he faced in the majors, 4/10 at OPACY...Became first pitcher since Cleveland's Zach Putnam to allow a HR to the first batter he faced in the bigs (Adrian Beltre, 9/13/11 in TEX)...Struck out Curtis Granderson in the first inning April 10 for his first MLB strikeout...Recorded first win, 4/17 @CWS...Among qualifying AL rookies (1 INN/Team G), finished among the leaders in: IP (1st, 192.2); wins (T-4th, 12); strikeouts (3rd, 154); games started (1st, 32), opponents' average (4th, .250) and ERA (6th, 4.02)...Earned the win in game 2 of the ALDS vs. NYY (6.1IP, 8H, 2R/1ER, BB, 3K), becoming the third Taiwanese-born pitcher in ML history to record a post-season victory.

2011: Spent fourth consecutive season with the Chunichi Dragons of the Japan Central League in Nippon Professional Baseball...Posted a 2.68 ERA (164.2IP, 49ER) in 25 games (24GS)...Was fourth consecutive year in which his ERA was lower than 3.00...Posted a better than 3:1 K-to-BB ratio for the fourth consecutive season...Combined to go 36-30 with a 2.48 ERA (631.1IP, 174ER) and 500 strikeouts in 117 games (88GS) in four seasons with the Dragons.

2010: Set career-highs with 13 wins, 27 starts, 188.0 innings pitched and 153 strikeouts.

2009: Led the league with a 1.54 ERA, 0.93 WHIP and four shutouts in 164.0 innings.



2008: Went 7-6 with a 2.90 ERA (114.2IP, 37ER) in 39 games (14GS) in his first season with Chunichi at the age of 22...Member of the Chinese Taipei national baseball team in the Beijing Olympics...Went 1-0 in two starts in the Games, tossing 7.0 shutout innings in a 5-0 win over the Netherlands on August 13.

2004: Member of the Chinese Taipei national baseball team in the Athens Olympics.

PERSONAL/MISCELLANEOUS

Married to Yi-Wen Tsai (eeee-wen sigh)...Couple had their first child, son Karsten, November 12, 2012.

YEAR	CLUB	W	L	ERA	G	GS	CG	SHO	SV	IP	H	R	ER	HR	HB	BB	IB	SO	WP	BK
2008	Chunichi	7	6	2.90	39	14	1	1	0	114.2	101	40	37	7	5	33	0	107	5	0
2009	Chunichi	8	4	1.54	24	23	5	4	0	164.0	113	32	28	10	3	40	0	146	2	0
2010	Chunichi	13	10	2.87	29	27	3	2	0	188.0	166	63	60	21	8	49	2	153	5	0
2011	Chunichi	8	10	2.68	25	24	4	1	0	164.2	138	57	49	9	5	31	2	94	2	0
2012	BALTIMORE-1	12	11	4.02	32	32	0	0	0	192.2	186	97	86	29	5	57	0	154	2	1
2013	Bowie	1	0	3.00	2	2	0	0	0	12.0	9	4	4	0	0	2	0	8	0	0
	BALTIMORE	7	7	4.07	23	23	0	0	0	137.0	142	62	62	17	2	39	2	104	3	0
Japanese Lg. Totals		36	30	2.48	117	88	13	8	0	631.1	518	192	174	47	21	153	4	500	14	0
Minor Lg. Totals		1	0	3.00	2	2	0	0	0	12.0	9	4	4	0	0	2	0	8	0	0
BALTIMORE TOTALS		19	18	4.04	55	55	0	0	0	329.2	328	159	148	46	7	96	2	258	5	1
American League		19	18	4.04	55	55	0	0	0	329.2	328	159	148	46	7	96	2	258	5	1
ML TOTALS		19	18	4.04	55	55	0	0	0	329.2	328	159	148	46	7	96	2	258	5	1

1-Signed by the Orioles as a free agent, January 10, 2012

DIVISION SERIES

YEAR	CLUB	W	L	ERA	G	GS	CG	SHO	SV	IP	H	R	ER	HR	HB	BB	IB	SO	WP	BK
2012	BAL vs. NYY	1	0	1.42	1	1	0	0	0	6.1	8	2	1	0	0	1	0	3	0	0
Totals		1	0	1.42	1	1	0	0	0	6.1	8	2	1	0	0	1	0	3	0	0

BATTING

YEAR	AVG	AB	R	H	2B	3B	HR	RBI	SH	SF	HBP	BB	IBB	SO	SB	CS	GDP	SLG	OBP
Career	.000	5	0	0	0	0	0	0	1	0	0	0	0	2	0	0	0	.000	.000

FIELDING

P	PCT	G	PO	A	E	DP
2012	.974	32	7	31	1	2
2013	1.000	23	4	16	0	3
Totals	.983	55	11	47	1	5

THREE'S COMPANY

On October 8, 2012, Wei-Yin Chen beat the New York Yankees in the AL Division Series to become the third Taiwanese pitcher to win a postseason game. Chen joined Hong-Chih Kuo (October 16, 2009) and Chien-Ming Wang (October 3, 2006).



Steve CLEVENGER 45

CA BATS LEFT THROWS RIGHT HEIGHT 6'0 WEIGHT 195

BORN: April 5, 1986 **OPENING DAY AGE:** 27
BIRTHPLACE: Baltimore, MD **RESIDES:** Baltimore, MD
CONTRACT STATUS: Signed through 2014
MAJOR LEAGUE SERVICE: 1 year, 129 days
ACQUIRED: July 2, 2013; acquired from the Cubs with RHP Scott Feldman in exchange for RHPs Jake Arrieta and Pedro Strop

2013 HIGHLIGHTS

- Became the 22nd Maryland-born Oriole in club history when he debuted for the Birds, September 13 @TOR
- Collected first hit and RBI with a game-tying two-run double in the 7th inning of that game
- Hit safely in all four games in which he played for the Birds, with the team going 3-1 in those games
- In four minor league stops in the Cubs and Orioles organizations, batted .327/.405/.453 (49-150) with four homers and 21 RBI in 43 games

PRO CAREER

2012: Broke camp with the Cubs for the first time in his career, and went on to play in 69 games for Chicago...Batted .201 (40-199) with 12 doubles, one home run and 16 RBI...Was on the 15-day disabled list, April 28 (retroactive to April 26)-May 29 with a strained right oblique...Batted .500 (11-22) with four runs scored, five doubles and two RBI in his first 10 games prior to his injury...Recorded a 1.249 OPS...Hit just .164 (29-177) with 12 runs scored, seven doubles, a home run and 14 RBI in 59 games following his return from the DL...Appeared in 51 games at catcher, making 49 starts...Threw out six of 51 baserunners attempting to steal...Played nine games at first base, including three starts, in his first career action at that position...Also appeared at third base in a game...Posted a .224 batting average (38-170) against right-handed pitchers...Had just two hits in 29 at-bats against southpaws (.069)...Batted .297 (27-91) at Wrigley Field, 177 points higher than his .120 average (13-108) on the road...Batted .357 (5-14) with a double and a RBI as a pinch-hitter...Twice recorded a career-high three hits: April 12 vs. MIL and April 21 vs. CIN...Was a defensive replacement at first base, April 15 in STL...Was his first-career appearance there...Made his first-career start at first base, June 18 at CWS...Tied his career high with a five-game hitting streak, June 26-July 3...Batted .438 (7-16) during the run...Belted his first career home run, June 29 vs. HOU, a two-run shot off Bud Norris...August 9 vs. CIN, was ejected in the fifth inning by home plate umpire Jeff Nelson for arguing balls and strikes while at-bat...September 8, served a one-game suspension for his actions when benches cleared on September 6 at WAS.

2011: Combined to bat .319 (127-398) with 30 doubles, four triples, eight home runs and 54 RBI in 120 games between Double-A Tennessee and Triple-A Iowa...Saw his first action in the majors as a September call-up...Selected by Chicago September 19 upon the completion of the Southern League playoffs and appeared in two games (one start) for the Cubs...Made his major league debut, September 26, going 0-for-3 as the starting catcher at SD...Picked up his first major league hit, a pinch-double in the fifth inning of the season finale, September 28 at SD...Batted .295 (92-312) with 27 doubles, three triples, five home runs, 39 RBI and 39 strikeouts in 95 games with the Smokies...Was a mid-season Southern League All-Star for the Smokies for the second year in a row, after posting a .306 average (45-147) with 14 doubles, two triples, four homers and 22 RBI in the first half of the season...Saw time at Triple-A for the second time in his career (also 2009), batting .407 (35-86) with a 1.023 OPS in 25 games for Iowa...Had two separate stints with the I-Cubs: May 12-29 and July 28-August 10...Hit safely in 21 of 25 games with Iowa, including a hit and a walk in his two pinch-hit opportunities...Recorded 11 multi-hit games.

2010: Named a Southern League All-Star and went on to hit .317 (86-271) with 24 doubles, five homers and 47 RBI for Double-A Tennessee...Batted .383 (46-120) with a .435 OBP after the All-Star break...Posted a .372 batting average (73-196) with 23 doubles and three homers vs. RHP...Hit .173 (13-75) with a double and two homers vs. LHP...Was 33-for-94 (.351) with RISP...Threw out 21 of 70 baserunners attempting to steal (30%)...Had a .994 fielding percentage in 63 games...Named the Southern League Hitter of the Week for August 16-22...Hit .500 (11-22) with five doubles, two homers and 11 RBI for the week...Had nine RBI and eight hits (3-2B, 2HR) in a two-game span, August 21-22 vs. Mississippi...Batted .397 (29-73) with a 1.121 OPS in 21 August contests...Had 10 doubles and 18 RBI for the month.

2009: Combined to hit .290 (89-307) with 33 runs scored, 16 doubles, four triples, one homer and 36 RBI in 94 games with Double-A Tennessee and Triple-A Iowa...Spent the majority of the season with Iowa, batting .265 (61-230) with 12 doubles and 26 RBI in 68 contests...Batted .364 (28-77) in 26 games with Tennessee before his May 27 promotion to the I-Cubs...Rode a 10-game hitting streak, June 14-26...Went 14-for-37 (.378) during the span.

2008: Split the season between Single-A Daytona and Double-A Tennessee...Combined to bat .298 (111-373) with 49 walks, 25 doubles and 54 RBI in 113 games.

2007: Combined to hit a career-best .340 (84-247) with 42 RBI in 65 Single-A games between Boise and Daytona.

2006: Spent his first professional season with Single-A Boise of the Northwest League where he hit .286 (63-220) in 63 games...Hit .298 (14-47) vs. LHP and .283 (49-173) vs. RHP.



PERSONAL/MISCELLANEOUS

Attended Southeastern Louisiana University and Chipola (Fla.) Junior College...Graduated from Mount Saint Joseph High School in Baltimore in 2004...Was teammates with Gavin Floyd (Chicago White Sox) during his freshman year...Originally selected by the Cubs in the 7th round of the 2006 First Year Player Draft and signed by Cubs scout Keith Stohr.

YEAR	CLUB	AVG	G	AB	R	H	2B	3B	HR	RBI	SH	SF	HBP	BB	IBB	SO	SB	CS	GDP	SLG	OBP
2006	Boise-1	.286	63	220	35	63	8	1	2	21	1	1	1	26	0	28	5	2	7	.359	.363
2007	Boise	.373	22	83	10	31	9	0	0	18	0	1	0	4	0	6	0	0	6	.482	.398
2008	Daytona	.323	43	164	21	53	8	1	2	24	1	4	1	13	0	5	0	0	7	.421	.368
	Daytona	.313	84	284	36	89	20	0	2	39	1	4	1	39	3	41	7	3	9	.405	.393
	Tennessee	.247	29	89	5	22	5	1	1	15	2	3	0	10	1	10	0	0	4	.360	.314
2009	Tennessee	.364	26	77	12	28	4	3	1	10	1	0	1	10	1	8	0	0	3	.532	.443
2010	Iowa	.265	68	230	21	61	12	1	0	26	2	3	1	15	0	31	4	3	9	.326	.309
	Tennessee	.317	88	271	37	86	24	0	5	47	0	1	2	20	4	28	0	6	11	.461	.367
	Tennessee	.295	95	312	42	92	27	3	5	39	1	3	0	35	2	39	1	0	8	.449	.363
2011	Iowa	.407	25	86	9	35	3	1	3	15	0	2	0	9	0	7	1	0	1	.570	.454
	CHICAGO (NL)	.250	2	4	1	1	1	0	0	0	0	0	1	0	0	0	0	0	0	.500	.400
	Iowa	.462	5	13	5	6	2	0	1	3	0	0	0	2	0	0	0	0	0	1	.846
2013	CHICAGO (NL)	.201	69	199	16	40	12	0	1	16	0	0	0	16	0	39	0	1	10	.276	.260
	Iowa	.327	15	52	14	17	5	0	3	11	0	0	0	9	0	7	0	0	2	.596	.426
	CHICAGO (NL)	.125	8	8	1	1	0	0	0	0	0	0	0	1	0	3	0	0	0	.125	.222
	Gulf Coast-2	.231	4	13	0	3	0	0	0	1	0	1	0	0	0	3	0	0	0	.231	.214
	Aberdeen	.389	5	18	4	7	0	0	0	1	0	0	0	2	0	0	0	0	1	.389	.450
	Norfolk	.324	20	71	12	23	2	0	2	11	0	1	0	10	0	9	0	0	3	.437	.402
	BALTIMORE	.267	4	15	1	4	1	0	0	2	0	0	0	0	0	2	0	0	1	.333	.267
Minor League Totals		.311	592	1983	263	616	129	11	27	281	9	24	7	204	11	222	18	14	72	.428	.373
BALTIMORE TOTALS		.267	4	15	1	4	1	0	0	2	0	0	0	0	0	2	0	0	1	.333	.267
American League		.267	4	15	1	4	1	0	0	2	0	0	0	0	0	2	0	0	1	.333	.267
National League		.199	79	211	18	42	13	0	1	16	0	0	1	17	0	42	0	1	10	.276	.262
ML Totals		.204	83	226	19	46	14	0	1	18	0	0	1	17	0	44	0	1	11	.279	.262

1- Selected by Chicago (NL) in the 7th round of the 2006 First Year Player Draft

2- Acquired by the Orioles with RHP Scott Feldman in exchange for RHPs Pedro Strop and Jake Arrieta, July 2, 2013

FIELDING

CA	PCT	G	PO	A	E	DP	1B	PCT	G	PO	A	E	DP	3B	PCT	G	PO	A	E	DP
2011	1.000	2	13	0	0	0	2012	1.000	9	31	3	0	3	2012	1.000	1	0	0	0	0
2012	.988	51	319	18	4	0	Totals	1.000	9	31	3	0	3	2013	1.000	2	1	2	0	0
2013	.969	4	30	1	1	0	Totals	1.000	3	1	2	0	0	Totals	1.000	3	1	2	0	0
Totals	.987	57	362	19	5	0														

BORN TO BE AN ORIOLE

In their 60 years, the Orioles have had 23 Maryland-born players.

Player	Birthplace	Games w/ O's	Season(s)	Player	Birthplace	Games w/ O's	Season(s)
Cal Ripken, Jr. (SS/3B)	Havre de Grace	3,001	1981-01	Dave Johnson (RHP)	Baltimore	66	1989-91
Brady Anderson (OF)	Silver Spring	1,759	1988-01	Barry Sentrone (OF)	Baltimore	58	1959-62
Bill Ripken (2B)	Havre de Grace	724	1987-96	John Miller (RHP)	Baltimore	46	1962-67
Harold Baines	Easton	666	1993-00	Dave Boswell (RHP)	Baltimore	15	1971
Steve Barber (LHP)	Takoma Park	253	1960-67	John Bale (LHP)	Cheverly	14	2001
Bobby Young (2B)	Granite	189	1954-55	STEVE JOHNSON (RHP)	BALTIMORE	12	2012-
Jack Fisher (RHP)	Frostburg	136	1959-62	Leo Burke (INF)	Hagerstown	12	1958-59
Tom Phoebus (RHP)	Baltimore	134	1966-70	Bruce Howard (RHP)	Salisbury	10	1968
Ray Moore (RHP)	Meadows	112	1955-57	Jim Lehigh (RHP)	Baltimore	8	1961-32
Damon Buford (OF)	Baltimore	81	1993-95	STEVE CLEVENGER (CA)	BALTIMORE	4	2013-
Jim Fuller (OF)	Bethesda	73	1973-74	Garrett Stephenson (RHP)	Takoma Park	3	1996
Tim Lincecum (INF)	Baltimore	73	1974-76				

Four native Marylanders have coached for the Orioles: Cal Ermer (Baltimore, coached in '62), Ray Miller (Takoma Park, '78-'85, '97 & '04-'05), Sam Perlozzo (Cumberland, '96-'05) and Cal Ripken, Sr. (Aberdeen, '76-'86 & '89-'92)... Former pitching coach Leo Mazzone was born in Keyser, WV but grew up near Cumberland, MD... Miller ('98-'99), Ripken ('87-'88) and Perlozzo ('05-'07) are the only Marylanders to manage the Birds.



Nelson CRUZ

23

OF BATS RIGHT THROWS RIGHT HEIGHT 6'2 WEIGHT 230

BORN: July 1, 1980 **OPENING DAY AGE:** 33
BIRTHPLACE: Las Matas de Santa Cruz, DR
RESIDES: Las Matas de Santa Cruz, DR
CONTRACT STATUS: Signed through 2014
MAJOR LEAGUE SERVICE: 6 years, 82 days
ACQUIRED: February 24, 2014; signed by the Orioles as a free agent to a one-year contract

GAME HIGHS & STREAKS

HITS: 4, seven times, most recently July 13, 2013 vs. Detroit...**RUNS:** 3, 11 times, most recently September 3, 2012 vs. Kansas City...**DOUBLES:** 2, 16 times, most recently October 3, 2012 vs. Oakland...**TRIPLES:** 1, eight times, most recently July 2, 2011 vs. Florida...**HR:** 2, 10 times, most recently June 17, 2013 vs. Oakland...**RBI:** 8, twice, most recently May 25, 2012 vs. Toronto...**WALKS:** 2, 34 times, most recently July 30, 2013 vs. Los Angeles (AL)...**STOLEN BASES:** 3, April 20, 2010 vs. Boston...**HITTING STREAK:** 19 games, July 8-31, 2010...**WALKOFF HOMERS:** 4, September 10, 2010 vs. New York (AL) off Chad Gaudin; August 13, 2010 vs. Boston off Tim Wakefield; July 27, 2010 vs. Oakland off Michael Wuerztz and May 13, 2007 vs. Los Angeles (AL) off Scot Shields...**GRAND SLAMS:** 6, July 5, 2013 vs. Houston off Lucas Harrell; April 21, 2013 vs. Seattle off Aaron Harang; May 25, 2012 vs. Toronto off Jason Frasor; May 13, 2012 vs. Los Angeles (AL) off Jered Weaver; April 15, 2009 vs. Baltimore off Radhames Liz and August 16, 2006 vs. Los Angeles (AL) off Kevin Gregg...**INSIDE THE PARK HOMERS:** 1, September 4, 2006 at Oakland

2013 HIGHLIGHTS

- Named an AL All-Star for the second time in his career (also 2009), hitting 27 HR in 109 games
- Is one of 13 MLB players with 20+ HR in each of the last 5 seasons
- Ranked 7th in the AL, with a 5.43 AB/RBI ratio (min. 400 AB)
- Had at least 20 HR and 75 RBI for the fifth consecutive season
- Had season-long 10-game hit streak, May 24-June 5
- Collected 10th career multi-HR game, June 17 vs. OAK
- Collected career-high tying four hits, July 13 @DET
- Missed 50 games, August 5-September 29, when he was placed on the restricted list (50-game suspension from MLB - Joint Drug Prevention and Treatment Program)
- Reinstated for TEX's Wild Card tiebreaker, game #163, September 30 vs. TB, going 0-for-4 as the DH

PRO CAREER

2012: Played his 1st full season in the major leagues without a stint on the DL or in the minor leagues...Ranked among the AL leaders in doubles (4th, 45), extra base hits (9th, 69), and games (T-10th, 159)...Topped the Rangers in games and doubles, ranked 3rd in extra base hits, RBI (90) and homers (24, tied), and ranked 4th in runs (86), total bases (269) and slugging (.460)...Set career highs in games, at-bats (585), runs, hits (152), doubles, total bases, extra-base hits, and RBI...Grounded into just seven double plays, an average of one every 83.6 AB, the 9th best ratio in the league...Had 14 3+ hit games, tied for 12th in the AL...Had season-high 4 hits twice: May 13 vs. LAA and May 25 vs. TOR, hitting a grand slam in both games...Tied for 8th in the AL with team high 9 OF assists...Was ejected by Bill Welke for arguing balls and strikes, August 31 @CLE...Had been hitless in 19 career PH AB before single on August 16 @NYY...Went 2-for-4 in 2012 Wild Card Game vs. BAL, October 5...Played for Gigantes del Cibao in the Dominican Winter League, batting .286 (12-42) with one homer and 4 RBI in 11 games.

2011: Appeared in just 124 games due to two stints on the disabled list...Ranked among the AL leaders in slugging (.411, .509) and HR (T-13th, 29)...Averaged one home run every 16.38 at-bats, 7th-best in the league...Ranked among team leaders in slugging (.411), home runs (4th), RBI (4th, 87) and doubles (5th, 28)...Hit .328 (40-122) with RISP, 8th-best in the AL...Went on 15-day DL, May 4, with a strained left quadriceps muscle...Played in 3 games apiece at Frisco (AA) and Round Rock (AAA) on rehab assignment before being activated on May 23...Strained his left hamstring on August 28 vs. LAA for 2nd trip to the DL...Activated on September 13...At time of 2nd DL stint, was tied for 5th in the AL in homers and T-9th in RBI...Went 1-for-15 in ALDS vs. TB...Named ALCS MVP vs. DET, hitting .364 (8-22) with 6 HR, 2 doubles, 7 runs scored, and 13 RBI in the 6-game series...The 6 HR and 13 RBI in the ALCS were most by any player in any single postseason series in baseball history...Hit the first postseason walk-off grand slam in major league history in the 11th inning of Game 2 vs. DET...Also hit a 3-run HR in the 11th inning of Game 4 @DET, becoming the first player ever with multiple extra-inning HR in the same postseason series...Hit just .200 (5-25) in the World Series vs. STL, with HR in Games 3 and 6.

2010: Despite playing in just 108 games due to injuries, ranked among team leaders in steals (2nd, 17), doubles (3rd, 31),



homers (3rd, 22), RBI (4th, 78) and hits (5th, 127)...Among all AL players with at least 400 PA, ranked 5th in SLG (.576) and 6th in AVG (.318) and OPS (.950)...Missed a total of 51 games during 3 separate stints on the 15-day disabled list: April 27-May 13 (right hamstring strain), May 29-June 21 (left hamstring strain) and August 15-29 (left hamstring strain)...Became the 2nd player since 1920 to homer in as many as 7 of his team's first 11 games of a season (also ARI's Luis Gonzalez - 7 in first 10 games - in 2001)...Named AL Player of the Week, May 17-23, leading the majors in RBI (12)...Started all 16 playoff games, hitting .317 (19-60) and leading TEX in runs (13), total bases (44), extra base hits (13), doubles (7), homers (6), and RBI (11), ranking 2nd in average and hits...The 13 XBH are T-2nd-most ever in one postseason, while 7 doubles rank T-3rd-most ever...Hit safely in 15 of the first 16 postseason games, with 12-game hitting streak to begin the playoffs matched the 3rd-longest hit ever to begin a postseason career.

2009: In 1st full major league season, led the Rangers in HR (career-high 33), SLG (.524), was 2nd in OBP (.332) and walks (49-tied), and placed 3rd in RBI (76), runs (75), and stolen bases (20)...Tied for 8th in the AL in HR and had 13th-best SLG...Had just the 5th 30-HR/20-SB year in club history at the time...Selected to the AL All-Star team as an injury replacement for LAA's Torii Hunter (DNP)...Lost to Prince Fielder in the final round of the State Farm All-Star Home Run Derby the previous day...Hit 11 HR in the 1st round, matching the most by any player in any round...On 15-day DL, August 4-18, with a left ankle sprain sustained in a collision with the outfield wall, August 3 @OAK...Earned TEX's May Player of the Month honors...Tied for 4th in the AL with 11 OF assists...Played 6 games for Cibao in Dominican Winter League.

2008: Named PCL MVP and TEX's Tom Grieve Minor League Player of the Year at Oklahoma...Led all of minor league baseball with a .693 SLG and also ranked among overall minor league leaders in home runs (T-4th, 37)...Topped the PCL in SLG (.695) and was among league leaders in HR (2nd, 37), OBP (2nd, .429), AVG (3rd, .342), SB (3rd, 24) and runs (4th, 93)...Had PCL's best HR per AB ratio at 10.35...DFA, March 30, at end of spring training, cleared waivers, and was outrighted to Triple-A on April 3...Won or shared Rangers Minor League Player of the Month honors in April, June, and July...Was a PCL All-Star...On the DL, August 2-20, with a strained right quad, appearing in one rehab game in the Arizona League...Had 11 HR over 10-game span, July 18-27, a 3-homer and 2-homer contest...Purchased by Texas on August 25 and started each of team's final 31 games in right field...His 1.030 OPS from August 25-end of season was 2nd-highest in the AL...Led all Rangers in RBI (26), walks (17), SLG (.609), and OBP (.421) for the duration of his stint...Played for Cibao in Dominican Winter League, batting .362 with 8 HR and 30 RBI in regular season and .354 with 4 HR and 19 RBI in 23 playoff contests.

2007: Opened the season with TEX...Had walk-off HR, May 13 vs. LAA...Optioned to Oklahoma on June 5...Recalled on July 27 and hit .276 (45-163) with 6 home runs and 22 RBI in 53 games after recall...Finished 2nd in HR (15) with Oklahoma City despite playing in only 44 games.

2006: Split season between Nashville (AAA) and TEX...Acquired by TEX in 6-player trade with MIL, July 28...Spent rest of season with TEX, batting .223 in 41 games...Hit 1st major league HR, July 31 @MIN (Willie Eyre) and connected for 1st career grand slam, August 16 vs. LAA (Kevin Gregg)...Posted 1st career 2-HR game September 5 @OAK, including an inside-the-park HR...Hit .302 with 20 HR and 73 RBI in 104 games with Nashville...At time of trade to TEX, was tied for 2nd in PCL in HR and T-4th in RBI...Was starting RF for the PCL in Triple-A All-Star Game.

2005: Earned the Brewers' Robin Yount Performance Award for Minor League Player of the Year in 1st season in the organization...Combined to hit .289 (132-456) with 27 HR and 81 RBI between Huntsville (AA) and Nashville (AAA)...Went 1-for-5 (.200) in 8 games with the Brewers in big league debut...Began the season with Huntsville and was promoted to Nashville on June 29...Named the PCL Championship Series MVP after recording 4 HR and 11 RBI...Recalled by Milwaukee, September 17 and made major league debut that night at HOU as a defensive replacement in RF...Recorded 1st big league hit on September 28 vs. CIN with a double in the 8th off Aaron Harang...Named the 8th-best prospect in the Brewers organization by *Baseball America*.

2004: Combined to bat .326 with 26 HR and 100 RBI in 137 games for Oakland's Modesto (High-A), Midland (AA) and Sacramento (AAA) clubs...Ranked among all minor leaguers in runs scored (T-4th, 109), total bases (5th, 301), and hits (T-6th, 175)...Finished 2nd in the A's farm system in batting average and RBI and 3rd in HR...Hit 3 HR with 6 RBI June 15 at Visalia...Promoted to Midland June 23...Concluded his season with Midland with a 21-game hitting streak, beginning August 11...Promoted to Sacramento, September 3.

2003: Spent the entire season at Kane County (A), ranking 4th in both the Midwest League and A's farm system in homers (20)...Also led Kane County in RBI (85)...Hit 3 home runs twice; April 14 at Beloit and August 24 at Peoria...Named Midwest League Player of the Week, August 18-24.

2002: Led Vancouver (short-season A) in doubles (14) and stolen bases (12) and tied for 2nd in hits (59).

2001: Spent his 1st season in the United States and his 1st season in the A's organization following August 30, 2000 trade from NYM...Hit a grand slam August 23 vs. AZL Giants.

2000: Played for the Mets Eastern Division affiliate in the Dominican Summer League...Led the league with 15 HR and 80 RBI in 69 games...Finished 5th in the league with a .351 batting average.

1999: Played for both of the Mets affiliates in the DSL...Combined to hit .244 with one home run and 32 RBI in 71 games...Stole a career-high 20 bases.

1998: Made his professional debut with the Mets affiliate in the DSL.



Nelson CRUZ

PERSONAL/MISCELLANEOUS

Nelson Ramon Martinez Cruz, Jr...Originally signed by the New York Mets organization as a non-drafted free agent on February 23, 1998...Played basketball for the Dominican Republic Junior National Team...Father, Nelson Cruz, Sr., played professional baseball in the Dominican Republic...Was the recipient of the 2010 Harold McKinney Good Guy Award by the Dallas-Fort Worth BBWAA chapter...Nelson and his wife, the former Solani Genao, were married on December 25, 2009 and have a daughter, Giada (10/11/12)...Also has a son, Nelson, Jr. (11/1/08).

YEAR	CLUB	AVG	G	AB	R	H	2B	3B	HR	RBI	SH	SF	HBP	BB	IBB	SO	SB	CS	GDP	SLG	OBP
2001	AZL Athletics-1/2	.250	23	88	11	22	3	1	3	16	1	0	0	4	0	29	6	3	1	.409	.283
2002	Vancouver	.276	63	214	23	59	14	0	4	25	4	1	4	9	0	58	12	1	2	.397	.316
2003	Kane County	.238	119	470	65	112	26	2	20	85	1	6	9	29	2	128	10	5	7	.430	.292
2004	Modesto	.345	66	261	54	90	27	1	11	52	0	1	4	24	2	73	8	4	2	.582	.407
	Midland	.313	67	262	51	82	14	2	14	46	0	0	1	26	0	69	8	3	4	.542	.377
	Sacramento	.231	4	13	4	3	1	0	1	2	0	0	0	1	0	7	0	0	0	.538	.286
2005	Huntsville-3	.306	68	248	45	76	19	0	16	54	0	3	4	31	0	71	10	3	7	.577	.388
	Nashville	.269	60	208	33	56	13	0	11	27	0	0	8	30	2	62	9	4	4	.490	.382
	MILWAUKEE	.200	8	5	1	1	1	0	0	0	0	0	0	2	0	0	0	0	0	.400	.429
2006	Nashville	.302	104	371	68	112	22	1	20	73	0	4	6	42	2	100	17	6	6	.528	.378
	TEXAS-4	.223	41	130	15	29	3	0	6	22	0	1	0	7	0	32	1	0	1	.385	.261
2007	Oklahoma	.352	44	162	32	57	9	1	15	45	0	2	2	21	1	34	1	2	3	.698	.428
	TEXAS	.235	96	307	35	72	15	2	9	34	1	1	2	21	1	87	2	4	5	.384	.287
2008	AZL Rangers	.250	1	4	1	1	1	0	0	1	0	0	0	2	0	1	0	0	0	.500	.500
	Oklahoma	.342	103	383	93	131	18	3	37	99	0	4	5	56	4	87	24	8	10	.695	.429
	TEXAS	.330	31	115	19	38	9	1	7	26	0	0	1	17	2	28	3	1	1	.609	.421
2009	Oklahoma City	.000	3	10	0	0	0	0	0	0	0	0	0	1	0	5	1	0	0	.000	.091
	TEXAS	.260	128	462	75	120	21	1	33	76	0	2	2	49	6	118	20	4	9	.524	.332
2010	Frisco	.364	3	11	4	1	1	0	0	1	0	1	0	1	0	1	0	2	0	.455	.385
	Oklahoma City	.211	5	19	1	4	1	0	0	4	0	1	0	2	0	5	0	0	3	.263	.273
	TEXAS	.318	108	399	60	127	31	3	22	78	1	6	1	38	5	81	17	4	12	.576	.374
2011	Frisco	.182	3	11	1	2	1	0	0	1	0	0	0	1	0	0	0	0	1	.273	.250
	Round Rock	.455	3	11	3	5	0	0	3	4	0	0	0	2	1	1	0	0	0	1.273	.538
	TEXAS	.263	124	475	64	125	28	1	29	87	0	3	2	33	1	116	9	5	8	.509	.312
2012	TEXAS	.260	159	585	86	152	45	0	24	90	0	4	5	48	2	140	8	4	7	.460	.319
2013	TEXAS	.266	109	413	49	110	18	0	27	76	0	4	4	35	2	109	5	1	14	.506	.327
	Minor Lg. Totals	.297	739	2746	486	816	170	11	155	535	6	23	43	282	14	730	107	39	52	.536	.369
	American League	.268	796	2886	403	773	170	8	157	489	2	21	17	248	19	711	65	23	57	.495	.327
	National League	.200	8	5	1	1	1	0	0	0	0	0	0	2	0	0	0	0	0	.400	.429
	ML Totals	.268	804	2891	404	774	171	8	157	489	2	21	17	250	19	711	65	23	57	.495	.327

1 - Signed by the Mets as an amateur free agent, February 17, 2008
2 - Acquired by Oakland in exchange for Jorge Velandia, August 30, 2000
3 - Acquired by Milwaukee with Justin Lehr in exchange for Keith Ginter, December 16, 2004
4 - Acquired by Texas with Carlos Lee in exchange for four players, July 28, 2006

WILD CARD

YEAR	CLUB	AVG	G	AB	R	H	2B	3B	HR	RBI	SH	SF	HBP	BB	IBB	SO	SB	CS	GDP	SLG	OBP
2012	TEX vs. BAL	.500	1	4	0	2	0	0	0	0	0	0	0	0	0	0	0	0	0	.500	.500
Totals		.500	1	4	0	2	0	0	0	0	0	0	0	0	0	0	0	0	0	.500	.500

DIVISION SERIES

YEAR	CLUB	AVG	G	AB	R	H	2B	3B	HR	RBI	SH	SF	HBP	BB	IBB	SO	SB	CS	GDP	SLG	OBP
2010	TEX vs. TB	.400	5	20	5	8	2	0	3	3	0	0	0	0	0	6	1	0	1	.950	.400
2011	TEX vs. TB	.067	4	15	1	1	0	0	0	0	0	0	0	0	0	5	0	0	1	.067	.067
Totals		.257	9	35	6	9	2	0	3	3	0	0	0	0	0	11	1	0	2	.511	.257

CHAMPIONSHIP SERIES

YEAR	CLUB	AVG	G	AB	R	H	2B	3B	HR	RBI	SH	SF	HBP	BB	IBB	SO	SB	CS	GDP	SLG	OBP
2010	TEX vs. NYY	.350	6	20	6	7	3	0	2	5	0	0	0	3	1	6	0	0	0	.800	.435
2011	TEX vs. DET	.364	6	22	7	8	2	0	6	13	0	0	1	2	0	4	0	1	1	1.273	.440
Totals		.357	12	42	13	15	5	0	8	18	0	0	1	5	1	10	0	1	1	1.048	.438

WORLD SERIES

YEAR	CLUB	AVG	G	AB	R	H	2B	3B	HR	RBI	SH	SF	HBP	BB	IBB	SO	SB	CS	GDP	SLG	OBP
2010	TEX vs. SF	.200	5	20	2	4	2	0	1	3	0	0	0	0	0	5	0	0	0	.450	.200
2011	TEX vs. STL	.200	7	25	5	5	0	0	2	3	0	0	0	5	1	5	0	0	0	.440	.333
Totals		.200	12	45	7	9	2	0	3	6	0	0	0	5	1	10	0	0	0	.444	.280

ALL-STAR GAME

YEAR	CLUB	AVG	G	AB	R	H	2B	3B	HR	RBI	SH	SF	HBP	BB	IBB	SO	SB	CS	GDP	SLG	OBP
2009	AL at STL	-	-	-	-	-	-	-	-	-	-	-	-	-	-	-	-	-	-	-	-
2013	AL at NYM	.000	1	1	0	0	0	0	0	0	0	0	0	1	0	0	0	0	0	.000	.500
Totals		.000	1	1	0	0	0	0	0	0	0	0	0	1	0	0	0	0	0	.000	.500

WORLD BASEBALL CLASSIC

YEAR	CLUB	AVG	G	AB	R	H	2B	3B	HR	RBI	SH	SF	HBP	BB	IBB	SO	SB	CS	GDP	SLG	OBP
2009	Dom. Republic	.273	3	11	2	3	0	0	1	1	-	-	-	2	-	3	0	0	-	.545	.385
2013	Dom. Republic	.303	8	33	3	10	4	0	0	6	-	-	-	1	-	5	0	0	-	.424	.324
Totals		.295	11	44	5	13	4	0	1	7	-	-	-	3	-	8	0	0	-	.455	.340

FIELDING

OF	PCT	G	PO	A	E	DP
2005	1.000	8	4	0	0	0
2006	1.000	39	69	4	0	1
2007	.972	94	167	6	5	1
2008	.973	31	72	1	2	1
2009	.987	122	301	11	4	2
2010	.981	101	250	3	5	1
2011	.977	115	244	6	6	1
2012	.987	151	288	9	4	2
2013	.985	102	195	1	3	0
Totals	.983	763	1590	41	29	9

ALL-TIME PLAYOFF HOME RUN LEADERS

Rank	Player	HR	Games	Rank	Player	HR	Games
1.	Ramirez, Manny	29	111	9.	Beltran, Carlos	16	51
2.	Williams, Bernie	22	121	10.	Ruth, Babe	15	41
3.	Jeter, Derek	20	158	T11.	CRUZ, NELSON	14	34
T4.	Jackson, Reggie	18	77	T11.	Justice, David	14	112
T4.	Mantle, Mickey	18	65	T11.	Werth, Jayson	14	49
T4.	Pujols, Albert	18	74	T14.	Edmonds, Jim	13	64
T7.	Ortiz, David	17	82	T14.	Jones, Chipper	13	93
T7.	Thome, Jim	17	71	T14.	Rodriguez, Alex	13	75

PLAYERS WITH 20+ HR IN EACH SEASON, 2009-13

Bruce, Jay	Napoli, Mike
Cabrera, Miguel	Ortiz, David
Cano, Robinson	Pence, Hunter
CRUZ, NELSON	Reynolds, Mark
Felder, Prince	Soriano, Alfonso
Holliday, Matt	Swisher, Nick
McCann, Brian	

OF SEASONS SLUGGING .500 OR HIGHER SINCE 2009 (MIN. 100 G)

Player	# Seasons	Player	# Seasons
Cabrera, Miguel	5	Gonzalez, Carlos	4
Cano, Robinson	5	Pujols, Albert	4
Beltre, Adrian	4	Tulowitzki, Troy	4
Braun, Ryan	4	Votto, Joey	4
CRUZ, NELSON	4		

FRONT OFFICE

ORIOLES REACH

MANAGER & COACHES

NELSON CRUZ

2013 IN REVIEW

OPPONENTS

MINOR LEAGUES

RECORDS & HISTORY

ORIOLE PARK

MEDIA

FRONT OFFICE

ORIOLES REACH

MANAGER & COACHES

NELSON CRUZ

2013 IN REVIEW

OPPONENTS

MINOR LEAGUES

RECORDS & HISTORY

ORIOLE PARK

MEDIA


Chris DAVIS
19
INF
**BATS
LEFT**
**THROWS
RIGHT**
**HEIGHT
6'3**
**WEIGHT
232**
BORN: March 17, 1986

OPENING DAY AGE: 28

BIRTHPLACE: Longview, TX

RESIDES: Dallas, TX

CONTRACT STATUS: Signed through 2014

MAJOR LEAGUE SERVICE: 4 years, 61 days

ACQUIRED: July 30, 2011; from the Texas Rangers with RHP Tommy Hunter in exchange for RHP Koji Uehara

GAME HIGHS & STREAKS

HITS: 4, seven times, most recently August 18, 2013 vs. Colorado...**RUNS:** 3, 11 times, most recently August 18, 2013 vs. Colorado...**DOUBLES:** 3, May 10, 2013 vs. Minnesota...**TRIPLES:** 1, four times, most recently September 21, 2013 vs. Tampa Bay...**HR:** 3, August 24, 2012 vs. Toronto...**RBI:** 5, four times, most recently June 29, 2013 vs. New York (AL)...**WALKS:** 3, twice, most recently May 26, 2013 vs. Toronto...**HITTING STREAK:** 11 games, September 22-October 2, 2012...**WALKOFF HOMERS:** 1, May 14, 2009 vs. Seattle...**GRAND SLAMS:** 2, April 5, 2013 vs. Minnesota off Tyler Robertson and July 31, 2012 at Yankees off Ivan Nova

2013 HIGHLIGHTS

- Set Orioles franchise records and led MLB with 53 home runs, 96 extra-base hits and 370 total bases and was named Most Valuable Oriole
- Named to his 1st career AL All-Star Team and was the leading vote getter (8.2 million) among all players
- Participated in the HR Derby at Citi Field
- Won his 1st career Silver Slugger Award (as AL 1B) and was a finalist for the Gold Glove at first base for American Leaguers
- Named AL Player of the Month for April (.348/.442/.728 9 HR and 28 RBI in 27 games)
- Won two AL Player of the Week Awards (April 1-7 and May 27-June 2)
- Led the majors in RBI (138), becoming the second Oriole to lead the majors (Miguel Tejada in 2004)
- Became third Oriole to lead majors in extra-base hits, joining Frank Robinson (85 in 1966) and Cal Ripken, Jr. (85 in 1991)
- 96 XBH tied for 29th in MLB history and he was the first player since Derrek Lee (99) in 2005 to record 96 or more XBH in a season
- Led the majors with 138 RBI, which were the fourth-most in a season in Orioles history behind Miguel Tejada's 150 in 2004, Rafael Palmeiro's 142 in 1996 and Jim Gentile's 141 in 1961
- Led the majors in homers and RBI, becoming the 39th player to accomplish the feat
- Hit 28 home runs at Oriole Park, setting a franchise record, breaking Frank Robinson's mark (he hit 27 homers at Memorial Stadium in 1966)
- Led the majors in home runs with two strikes (19), tying Brady Anderson (1996) for the most in a season dating back to 1988 (furthest back STATS searches can go)
- Set a club record with 199 strikeouts, topping Mark Reynolds' 196 in 2011
- Led the majors with 96 extra-base hits, finishing 21 ahead of second place Paul Goldschmidt and since 1871, only three other players have led the majors in extra-base hits by a margin of 21 or more: Babe Ruth (+36 in 1921), Stan Musial (+22 in 1948) and Albert Belle (+22 in 1995)
- Became the third player in MLB history to hit 50 homers and 40 doubles in a season, joining Ruth (59-HR/44-2B in 152 games in 1921) and Belle (52-HR/50-2B for Cleveland in 143 games in 1995)
- Is the fourth left-handed hitter in AL history to hit 53 or more homers and drive in 138 or more runs in the same season, joining Babe Ruth (1921, 1927, 1928), Ken Griffey, Jr. (1997 and 1998) and Roger Maris (1961)
- His 53 homers were 26th-most in baseball history and were the most in the majors since Jose Bautista hit 54 in 2010
- Became the fifth player since 2003 to hit 53 or more, joining Bautista, Alex Rodriguez (54 in 2007), David Ortiz (54 in 2006) and Ryan Howard (58 in 2006)
- His 50 home runs as a first baseman are the most in the AL since 1974 (the furthest back STATS LLC can search)
- 24 of his 53 home runs have either tied the game (five) or given the Orioles the lead (19)
- Hit 12 home runs on Wednesdays, tying him for second-most in a season with Roger Maris (1961) and Frank Thomas (2000) behind Tino Martinez (14 in 1997 for New York) for the most in AL history on Wednesdays (the MLB record for Wednesday homers is 19 by Jeff Bagwell in 1999)
- Broke Rafael Palmeiro's club mark for most homers in consecutive seasons (81 during the 1997-98 seasons) with 86 between the 2012-13 seasons
- With his double on September 11, became the first player in Orioles history to hit 40 doubles and 40 homers in the same season, the 36th 40-double/40-homer season in MLB history and Davis was the 26th player to accomplish the feat



• Became the 11th left-handed batter to go 40 HR/40 2B, joining Carlos Delgado, Lou Gehrig, Shawn Green, Todd Helton, Chuck Klein, David Ortiz, Babe Ruth, Willie Stargell, Hal Trosky and Larry Walker (Chipper Jones and Mark Teixeira did it as switch hitters)

PRO CAREER

2012: Set then career-highs in G (139), AB (515), R (75), H (139), HR (team-leading 33), RBI (85), BB (37) and TB (258) in his first full season with the O's...Made 137 total starts at 1B (19-19), LF (6-5), RF (14-14) and DH (37-23)...Had never played the OF in the majors until 2012...Named AL Co-Player of the Week with Justin Verlander for the week ending September 30 (7 G, .423 AVG, 5 HR, 10 RBI, 8 R)...Earned the win with 2.0 scoreless IP, 5/6 @BOS, becoming the first AL position player to earn a victory on the mound since Rocky Colavito, 8/25/68 (NYY-DET)...First player to bat 0-8 and earn the win in the same game since Rube Waddell, July 4, 1905...Had the O's first 3-HR game, 8/24 vs. TOR, since Nick Markakis, 8/22/06 vs. MIN...Became 4th player in ML history with a 3-HR game & pitching win in the same season (Guy Hecker (1886 LOU Colonels), Babe Ruth (1930 NYY) and Jim Tobin (1942 BOS))...Posted career-best 11-game hit streak, 9/22-10/2, during which he batted .436 (17-39) with a 1.526 OPS...Hit HR in six-straight games, 9/26-10/1, tying the club record set by Reggie Jackson, who hit seven home runs over span, (7/18-23/76)...Joined Adam Jones with 30+ HR, the 5th pair of O's teammates to hit 30+ in the same season (6th time in franchise history)...Hit 22 HR at Camden Yards, the 2nd highest single season total in park history (Rafael Palmeiro, 25 in 1998)...Batted .393/.464/.902 in 17 games and set a new single-season club record vs. TOR with 9 HR...Hit 20 of his 33 HR vs. AL East...Hit first career grand slam, 7/31 @NYY...Went 1-for-4 @TEX in the AL Wild Card Game...Batted .200 (4-20) with 2 RBI in ALDS vs. NYY (5G).

2011: Was acquired by the Birds July 30, 2011 from the Texas Rangers with RHP Tommy Hunter in exchange for RHP Koji Uehara...Homered in his second game for his first hit as an Oriole August 2 at Kansas City off Everett Teaford...Posted a season-high three hits on September 8 against New York and September 19 at Boston...Drove in a season-high three runs September 14 against Tampa Bay...Struck out five times September 7 at New York, the most by an Oriole since Phil Bradley September 7, 1989 at Texas...Appeared in 48 games for Triple-A Round Rock (Rangers), batting .368 (71-193) with 14 doubles, a triple, 24 homers and 66 RBI...Went 9-for-17 (.529) with two doubles, four homers, five runs scored and 10 RBI in the first four games of the year for the Express...Had five multi-homer games for the Express, including a three-homer night against Iowa, April 9...Drove in four or more runs in a game five times, including five-RBI efforts on April 9 against Iowa and July 20 against New Orleans...Posted three six-game hitting streaks (May 24-29, June 18-23 and July 17-22)...Was 7-for-10 with four homers, six runs scored and nine RBI in three games June 18-20 against Omaha...Went 5-for-13 with four homers and eight RBI in three games June 26-28 against Oklahoma City...In 21 June games, batted .361 (30-83) with 10 homers and 28 RBI for the Express...In 31 home games for the Express at Dell Diamond, hit .403 (50-124) with 20 homers and 52 RBI...Batted .417 (10-24) with runners in scoring position and two out for Round Rock.

2010: Was with Texas for 3 separate stints: Opening Day-April 22, July 9-28, and Sept. 11-end of season...Did not appear on any of the Rangers' postseason rosters...Spent the balance of the season with Oklahoma City (AAA)...TEXAS: Batted .192 (23-120) with one home run and 4 RBI in 45 games...Appeared in each of the club's first 15 games, including 12 starts at first base, batting .188 (9-48) with 5 doubles, no homers, 2 runs scored, and one RBI...Was sent to Triple-A on April 23 when club promoted Justin Smoak...Was recalled July 9 when club traded Smoak to Seattle in the Cliff Lee deal, and batted .189 (10-53) in 16 games before he was sent back to Triple-A when club promoted Mitch Moreland and acquired Jorge Cantu from Florida...Started 15 straight games at first base July 10-28...Recalled for a final time a day after Oklahoma City was eliminated from postseason, and batted .211 (4-19) in 14 games in September...Season-long 4-game hit streak July 22-25...Was 0-for-7 in 14-inning win July 19 at Detroit, just 10th player in club history to go hitless in at least 7 at-bats in a game, first since Ramon Vazquez on Aug. 6, 2007 vs. Oakland...Appeared mostly as a defensive replacement at first base in September, making 3 starts...Start on Sept. 22 at LAA was first since July 28 vs. Oakland...Hit first career pinch homer on Sept. 20 at LA of Anaheim, his first big league home run since Oct. 1, 2009 at LA of Anaheim off John Lackey...Snapped a stretch of 209 pinch at-bats by Texas batters since club's last pinch homer (Hank Blalock on Sept. 26, 2007 vs. LAA)...Had a .993 (2 E/293 TC) fielding pct. in 41 games/30 starts at first base and also played 2.0 innings at third base with one assist...OKLAHOMA CITY: Hit .327 (130-398) with 14 homers, 31 doubles, and 80 RBI in 103 games for the RedHawks...Had a .383 on-base pct. and .520 slugging mark...His .327 average ranked 2nd in the Pacific Coast League, 3rd-highest of any Triple-A batter behind only Albuquerque's (LAD) John Lindsey at .353 and Gwinnett's Barbaro Canizares (ATL) at .341...Was 2nd-highest average among Texas minor league players, while his 80 RBI led the system and 14 HR were 5th-most...Led OKC in doubles, RBI, total bases (207), and OPS (.903), and ranked among team leaders in hits (2nd), home runs (2nd), and runs (3rd, 67)...Hit better against lefties (.353, 30-85) than right-handers (.319, 100-313)...Played 56 games at third base, 37 at first base, 5 as DH, and 4 in left field...Hit .398 (47-118) w/ RISP...Batted .417 (5-12) with a homer, double, and 2 RBI in 3 playoff games, as RedHawks were swept in 3 straight against Memphis...Had a .982 (6 E/331 TC) fielding pct. at first base, .939 (8 E/132 TC) at third...WINTER BALL: Played in 25 games for Las Estrellas de Oriente in the Dominican Winter League from Nov. 18-Dec. 20, appearing exclusively at first base and DH...Batted .279 (24-86) with 6 doubles, one triple,

2013 AL MVP AWARD BALLOTING

Name	Points
Miguel Cabrera	385
Mike Trout	282
CHRIS DAVIS	232
Josh Donaldson	222
Robinson Cano	150

Davis is just the fourth Oriole since 1997 to finish in the top six in MVP voting, joining Adam Jones (sixth in 2012), Miguel Tejada (fifth in 2004) and Randy Myers (fourth in 1997).



Chris DAVIS

6 homers, and 16 RBI...10 walks against 26 strikeouts...Hit .353 (12-34) over his first 9 games, incl. a 2-HR effort on Nov. 23 at Aguila Cibaenas...Hit .322 (19-59) overall vs. right-handers.

2009: Combined to hit .238 (93-391) with 21 home runs, 15 doubles and 59 RBI in 113 games over his 2 separate stints with Texas...finished 5th on the club in homers and 6th in RBI...batted .260 (70-269) with 17 HR vs. right-handers, but .189 (23-122) vs. lefties...had 7th-most strikeouts in the A.L. at 150, eighth-highest total in Texas history and most since Dean Palmer struck out 154 times in 1993...fanned for the 100th time in his 219th at bat on June 20 at San Francisco (10th inning, Brian Wilson), the fewest number of at bats to reach 100 strikeouts in major league history (Elias Sports Bureau)...Detroit's Melvin Nieves had held the previous distinction, recording his 100th strikeout in his 235th at bat in 1997...had a pair of career-long 7-game hit streaks from April 19-26 (.304) and Sept. 21-27 (.423)...had first career multi-homer game on May 26 vs. New York-AL (Chamberlain/Coke)...after return on August 25, topped the Rangers in average (.308), hits (41), RBI (26), and slugging (.496) over the rest of the season...started 92 games at first base, 10 at third base, and 4 as the DH...posted overall .995 (5 E/914 TC) fielding pct. and a .997 (3 E/895 TC) at first base, 5th-best among A.L. first basemen with a min. of 850 chances...all 10 starts at third came after Michael Young suffered a strained left hamstring on Sept. 1 vs. Toronto (G2) that forced him to miss 22 of the team's 23 games from Sept. 2-27...received first career ejection from home plate umpire Eric Cooper on April 28 vs. Oakland after taking called third strike for second straight at bat...suffered strained left hamstring on Sept. 28 at LA of Anaheim and missed next 2 games, Sept. 29-30...played with Oklahoma City from July 6 to Aug. 24, batting .327 (54-165) with 6 home runs, 12 doubles and 30 RBI over 44 games...compiled a .939 OPS figure, .418 on-base percentage and .521 slugging percentage in 194 plate appearances...hit .357 (41-115) vs. right-handers and .356 (16-45) w/ RISP...reached safely in 23 straight from July 29 through Aug. 22.

2008: Was recalled from Oklahoma City on June 26 and went on to be selected as Rangers Rookie of the Year...despite playing in just 80 games, ranked among Texas team leaders in homers (4th, 17), RBI (6th, 55), extra-base hits (T6th, 42), runs (8th, 51), and doubles (T8th, 23)...was the most RBI of any player in Rangers history to appear in less than 81 games in a season...beginning June 26, ranked among overall A.L. leaders in extra-base hits (T6th), slugging (8th, .549), home runs (T8th), doubles (T10th), and RBI (T10th)...led all Rangers in each of those 5 categories as well as total bases (162) over that span...started 46 games at first base and 31 at third base...made ML debut as a pinch-hitter on June 26 in Houston and singled to third on first pitch of first career plate appearance vs. Oscar Villarreal...became first batter in Texas history to hit home runs in each of 2 career starts, June 27 and 29 vs. Philadelphia...opened career with 6-game hit streak from June 26-July 2, tied for second-longest to begin a career in Texas history...had 4 straight multi-hit games July 22-26...hit 10th career home run on July 26 at Oakland in 25th game, becoming the first major league player to hit 10 home runs within his first 25 career games since the Yankees' Kevin Maas, June 29-Aug. 2, 1990...were fewest games to reach 10 home runs in Rangers history...batted a combined .333 (99-297) with 23 home runs, 21 doubles, and 73 RBI in 77 games for Frisco (AA) and Oklahoma (AAA) before recall...moved to first base after playing exclusively at third in first 2 pro seasons...at the time promotion to Texas, led all minor league players in runs (68) and had second-most RBI and total bases (191)...was selected as a member of the U.S. Team for the XM All-Star Futures Game at Yankee Stadium but was replaced after major league promotion.

2008 ROOKIE RANKS: Led all qualifying major league rookies in slugging at .549 and ranked among overall A.L. rookie leaders in home runs (3rd), RBI (4th), extra-base hits (5th), doubles (6th), average (6th, .285), runs (10th, 51), and hits (10th, 84)...during his stint in the big leagues beginning June 26, he led all major league rookies in extra-base hits (42), doubles (23), and total bases (162)...also tied for overall rookie lead in home runs and RBI...overall, had the sixth-highest homer and RBI totals ever for a Rangers rookie...his at-bat-per-HR run ratio (17.35) was the best by any rookie in team history with at least 50 games...averaged an RBI every 5.36 at-bats, best ever by Texas rookie with at least 200 plate appearances...named A.L. Rookie of the Month for July after batting .303 (30-99) in 25 games...led all big league rookies with 8 home runs in July, and tied for rookie lead with 16 RBI.

2007: Named Rangers' Tom Grieve Minor League Player of the Year after combining to bat .297 with 36 home runs and 118 RBI with Bakersfield (A) and Frisco (AA) in second professional season...ranked second among all minor league players in both home runs and RBI...also placed among overall minor league leaders in total bases (5th, 296) and slugging (10th, .598)...recorded a 35-game hit streak while with Bakersfield, tying a California League record...ranked fourth in the California League in slugging (.573) and homers (24-tied)...led the club in HR, RBI, and doubles despite missing the last month-plus of the season...had 5 multi-homer games (all 2-HR contests), including 4 HR in span of 2 games June 27-28...Played in Cal/Carolina League All-Star Game on June 19 at Stockton...was promoted to Frisco on July 30...had 2 HR on Aug. 10 vs. Tulsa...ranked second in Texas League with 11 HR and 25 RBI in August, earning Rangers Minor League Player of the Month honors...hit .333 with 2 doubles in Texas League playoffs...played for Surprise Rafter in Arizona Fall League, going 3-for-13 with a HR and 2 RBI in 4 games...2006: ranked among Northwest League leaders in extra base hits (2nd, 34), home runs (3rd, 15), slugging (4th, .534), and doubles (T4th, 18) in first pro season at Spokane (short season A)...led the Indians in games, at-bats, runs, hits, doubles, home runs and RBI...named to the Topps and Baseball America's Short Season/Rookie All-Star teams at first base...received Northwest League postseason All-Star honors as the designated hitter...posted a season-high 19-game hit streak, the second longest in the NWL, from July 14-Aug. 3...named the organization's Minor League Player of the Month for July, batting .343 (34-99) with 11 doubles, 10 home runs and 25 RBI...hit 3 home runs July 21 at Vancouver.

PERSONAL/MISCELLANEOUS

Christopher Lyn Davis...Married, wife's name is Jill...Originally selected by the Yankees in 50th round of the 2004 June draft out of Longview (TX) High School, but did not sign...Also selected in 35th round of the 2005 June draft by the Angels, but did not sign...Attended Navarro College in Corsicana, Texas and ranked among national junior college leaders with 17 home runs in



2006...Named 2006 *Baseball America* JUCO Preseason All-American and 2006 Region XIV East Zone MVP...Played in Texas Collegiate Summer League in 2005...Served as spokesman for 2009 Texas Rangers MCA Fitness All-Stars, making appearances in Arlington schools on behalf of the program...Hosted youngsters from Promise House for a Rangers game and Christmas party in 2009 and 2010...Donated \$20,000 to Texas Scottish Rite Hospital for Children this offseason to help renovate the outdoor playground...Promise House embraces homeless, runaway, and at-risk teens, giving them needed support, encouragement, and hope to live a better life.

YEAR	CLUB	AVG	G	AB	R	H	2B	3B	HR	RBI	SH	SF	HBP	BB	IBB	SO	SB	CS	GDP	SLG	OBP
2006	Spokane-1	.277	69	253	38	70	18	1	15	42	0	1	3	23	2	65	2	3	4	.534	.343
2007	Bakersfield	.298	99	386	69	115	28	3	24	93	0	5	5	22	2	123	3	3	8	.573	.340
	Frisco	.294	30	109	21	32	7	0	12	25	0	1	1	13	1	27	0	0	0	.688	.371
2008	Frisco	.333	46	186	43	62	14	0	13	42	0	2	1	13	2	44	5	1	3	.618	.376
	Oklahoma	.333	31	111	25	37	7	1	10	31	0	2	1	13	1	29	2	0	3	.685	.402
	TEXAS	.285	80	295	51	84	23	2	17	55	0	1	1	20	1	88	1	2	5	.549	.331
2009	Oklahoma	.327	44	165	27	54	12	1	6	30	0	2	2	25	2	39	0	1	7	.521	.418
	TEXAS	.238	113	391	48	93	15	1	21	59	0	2	2	24	2	150	0	0	6	.442	.284
2010	Oklahoma	.327	103	398	67	130	31	2	14	80	0	6	3	37	4	105	3	2	7	.520	.383
	TEXAS	.192	45	120	7	23	9	0	1	4	0	1	0	15	3	40	3	0	3	.292	.279
2011	Round Rock	.368	48	193	39	71	14	1	24	66	0	3	3	11	2	58	1	0	0	.824	.405
	TEXAS	.250	28	76	9	19	3	0	3	6	0	0	0	5	0	24	0	0	2	.408	.296
	Bowie-2	.500	2	6	2	3	1	0	0	0	0	0	1	1	0	2	0	0	0	.667	.625
	BALTIMORE	.276	31	123	16	34	9	0	2	13	0	0	0	6	1	39	1	0	2	.398	.310
2012	BALTIMORE	.270	139	515	75	139	20	0	33	85	0	3	7	37	6	169	2	3	8	.501	.326
2013	BALTIMORE	.286	160	584	103	167	42	1	53	138	0	7	10	72	12	199	4	1	4	.634	.371
	Minor Lg. Totals	.318	472	1807	331	574	132	9	118	409	0	22	20	158	16	492	16	10	32	.597	.375
	BALTIMORE Totals	.278	330	1222	194	340	71	1	88	236	0	10	17	115	19	407	7	4	14	.554	.346
	American League	.266	596	2104	309	559	121	4	130	360	0	14	20	179	25	709	11	6	30	.512	.327
	ML Totals	.266	596	2104	309	559	121	4	130	360	0	14	20	179	25	709	11	6	30	.512	.327

1-Selected by Texas in the 5th round of the 2006 First Year Player Draft

2-Acquired by the Orioles along with RHP Tommy Hunter in exchange for RHP Koji Uehara on July 30, 2011

PITCHING

YEAR	CLUB	W	L	ERA	G	GS	CG	SHO	SV	IP	H	R	ER	HR	HB	BB	IB	SO	WP	BK
2012	BALTIMORE	1	0	0.00	1	0	0	0	0	2.0	2	0	0	0	0	1	0	2	0	0
	BALTIMORE TOTALS	1	0	0.00	1	0	0	0	0	2.0	2	0	0	0	0	1	0	2	0	0
	American League	1	0	0.00	1	0	0	0	0	2.0	2	0	0	0	0	1	0	2	0	0
	ML TOTALS	1	0	0.00	1	0	0	0	0	2.0	2	0	0	0	0	1	0	2	0	0

NOW PITCHING...

The Orioles have used non-pitchers on the mound on six occasions, including twice in one game; June 26, 1978 during a 22-10 loss at Toronto. Chris Davis' appearance at Boston on May 6, 2012 was the first pitching victory recorded by an AL position player since Rocky Colavito did it in 1968. The other five pitching appearances by position players have taken place in Orioles road losses.

Player (Pos)	Date	Opp.	IP	H	R/ER	HR	BB	K	ERA
Larry Harlow (OF)	June 26, 1978	@TOR	0.2	2	5/5	1	4	1	67.50
Elrod Hendricks (CA)	June 26, 1978	@TOR	2.1	1	0/0	0	1	0	0.00
Todd Cruz (SS)	Sept. 18, 1984	@NYY	1.0	0	0/0	0	0	0	0.00
Jeff Tackett (CA)	Aug. 11, 1993	@DET	1.0	1	0/0	0	1	0	0.00
Manny Alexander (SS)	Apr. 19, 1996	@TEX	0.2	1	5/5	1	4	0	67.50
CHRIS DAVIS (INF/OF)	May 6, 2012	@BOS	2.0	2	0/0	0	1	2	0.00

Note: Both Alexander (Kevin Elster) and Harlow (John Mayberry) allowed grand slams in their appearance.

FRONT OFFICE

ORIOLES REACH

MANAGER & COACHES

CHRIS DAVIS

2013 IN REVIEW

OPPONENTS

MINOR LEAGUES

RECORDS & HISTORY

ORIOLE PARK

MEDIA



Chris DAVIS

WILD CARD

YEAR	CLUB	AVG	G	AB	R	H	2B	3B	HR	RBI	SH	SF	HBP	BB	IBB	SO	SB	CS	GDP	SLG	OBP
2012	BAL vs. TEX	.250	1	4	0	1	0	0	0	0	0	0	0	0	0	3	0	0	0	.250	.250
Totals		.250	1	4	0	1	0	0	0	0	0	0	0	0	0	3	0	0	0	.250	.250

DIVISION SERIES

YEAR	CLUB	AVG	G	AB	R	H	2B	3B	HR	RBI	SH	SF	HBP	BB	IBB	SO	SB	CS	GDP	SLG	OBP
2012	BAL vs. NYY	.200	5	20	1	4	0	0	0	2	0	0	1	1	0	6	0	0	0	.200	.273
Totals		.200	5	20	1	4	0	0	0	2	0	0	1	1	0	6	0	0	0	.200	.273

ALL-STAR GAME

YEAR	CLUB	AVG	G	AB	R	H	2B	3B	HR	RBI	SH	SF	HBP	BB	IBB	SO	SB	CS	GDP	SLG	OBP
2013	AL at NYM	.333	1	3	0	1	0	0	0	0	0	0	0	0	0	1	0	0	0	.333	.333
Totals		.333	1	3	0	1	0	0	0	0	0	0	0	0	0	1	0	0	0	.333	.333

FIELDING

1B	PCT	G	PO	A	E	DP	3B	PCT	G	PO	A	E	DP	OF	PCT	G	PO	A	E	DP
2008	.997	51	358	34	1	52	2008	.962	32	31	44	3	5	2012	.977	41	82	3	2	0
2009	.997	100	845	47	3	82	2009	.895	11	9	8	2	1	Totals	.977	41	82	3	2	0
2010	.993	41	269	22	2	27	2010	1.000	1	0	1	0	0	P	PCT	G	PO	A	E	DP
2011	1.000	31	231	9	0	25	2011	.860	26	14	35	8	5	2012	-	1	0	0	0	0
2012	.989	38	342	28	4	37	Totals	.916	70	54	88	13	11	Totals	-	1	0	0	0	0
2013	.996	155	1339	75	6	153														
Totals	.996	416	3384	215	16	376														

ORIOLES AMERICAN LEAGUE MONTHLY AWARD WINNERS

AL PLAYER OF THE MONTH (since 1975)

Jim Palmer	Aug. 1975
Reggie Jackson	July 1976
Doug DeCinces	July 1978
Eddie Murray	Sept. 1980
Ken Singleton	Apr. 1981
Eddie Murray	Aug. 1981
Eddie Murray	Apr. 1982
Cal Ripken, Jr.	Sept. 1983
Eddie Murray	May 1984
Cal Ripken, Jr.	Sept. 1991
Chris Hoiles	Sept. 1993
Rafael Palmeiro	June 1998
Albert Belle	Sept. 1999
Albert Belle	June 2000
Melvin Mora	May 2004
Brian Roberts	Apr. 2005
Melvin Mora	Aug. 2008
CHRIS DAVIS	Apr. 2013

AL PITCHER OF THE MONTH (since 1981)

Dennis Martinez	Aug. 1981
Tippy Martinez	July 1982
Jim Palmer	Aug. 1982
Scott McGregor	July 1983
Mike Boddicker	May 1984
Jeff Ballard	Apr. 1989
Ben McDonald	Apr. 1994
Erik Bedard	July 2007

AL ROOKIE OF THE MONTH (since 2001)

Josh Towers	June 2001
Rodrigo Lopez	July 2002
NICK MARKAKIS	Aug. 2006
NOLAN REIMOLD	June 2009
BRIAN MATUSZ	Aug. 2010

NON-ROSTER INVITEE

69

Ivan DE JESUS, JR.

BATS	THROWS	HEIGHT	WEIGHT	
RIGHT	RIGHT	5'11	200	INF

BORN: May 1, 1987

OPENING DAY AGE: 26

BIRTHPLACE: Guaynabo, Puerto Rico

RESIDES: Guaynabo, Puerto Rico

CONTRACT STATUS: Signed through 2014

MAJOR LEAGUE SERVICE: 147 days

ACQUIRED: December 16, 2013; signed by the Orioles as a minor league free agent



2013 HIGHLIGHTS

- Spent the season with Triple-A Indianapolis in the PIT organization
- Led the club with a .319 AVG and .380 OBP (min. 100 AB) and was 4th in doubles (27) and SLG (.457) and 5th in total bases (139)
- Had 27 multi-hit games, including a season-high three hits on three occasions
- Had best month in July, batting .377/.449/.522 in 23 games
- Played for Ponce in the Puerto Rican Winter League after the season, batting .277/.400/.323 in 38 games

PRO CAREER

2012: Split season between the LAD and BOS organizations...Began season on the DL after suffering a strained left oblique during the March 17 spring training game vs. SF...Began a rehab assignment with Triple-A Albuquerque on May 3...Recalled from rehab, reinstated from the DL and optioned back to Triple-A on May 6...Recalled by LAD on May 19...Delivered a two-run double in the top of the 9th inning while knocking in a career-high three runs on May 22 @ARI...Was hitting .353 (6-17) after his first 10 games before going 3-for-16 (.188) over his last 13 contests with the Dodgers...Optioned back to Albuquerque, June 28...Went 29-for-82 (.354) with 19 RBI in 22 games during the month of August with the Isotopes...Acquired by BOS on August 25 as part of a nine-player trade and optioned to Triple-A Pawtucket...Hit safely in five of his seven games with the PawSox before being recalled by BOS on September 2...Went hitless in eight at-bats over eight games with BOS...Won the Puerto Rican batting title after hitting .364 (52-143) with 11 doubles, three home runs, 24 RBI and 27 runs scored in 37 games while playing for Manatei in the Puerto Rican Winter League.

2011: Was a member of a big league Opening Day roster for the first time after hitting .317 in 28 spring training games with the Dodgers...Made his major league debut on April 1 vs. SF and went hitless in three at bats...Singled off St. Louis' Kyle McClellan for his first career hit on April 16 at Dodger Stadium.

2010: Was rated by *Baseball America* as the "Best Defensive Second Baseman" in the Pacific Coast League in the year-end "tools" issue.

2009: Missed most of the 2009 campaign after breaking his left tibia in a spring training "B" game.

2008: Was LAD's Branch Rickey Minor League Player-of-the-Year after hitting .324 and leading the Southern League with a .419 OBP...Participated in the All-Star Futures Game at Yankee Stadium...Was also selected as a Southern League Mid-Season All-Star, but did not play due to being named to the Futures Team...Ended the season with a 23-game hitting streak, batting .420 (37-88) with 27 runs scored...Member of 2008 Arizona Fall League "Rising Stars" Team

PERSONAL/MISCELLANEOUS

Ivan De Jesus Jr...Wife's name is Coral...Originally selected by LAD in the second round (51st pick overall) in the 2005 First Year Player Draft out of the Puerto Rico American Military Academy...Is the son of Ivan De Jesus, who played in the major leagues from 1974-1988 with the Dodgers, Cubs, Phillies, Cardinals, Yankees, Giants and Tigers.



Ivan DE JESUS, JR.

YEAR	CLUB	AVG	G	AB	R	H	2B	3B	HR	RBI	SH	SF	HBP	BB	IBB	SO	SB	CS	GDP	SLG	OBP
2005	GCL Dodgers-1	.339	33	121	18	41	5	0	0	11	1	0	0	10	0	22	8	2	2	.380	.389
	Ogden	.208	20	72	4	15	1	0	0	3	0	0	3	6	0	18	3	3	1	.222	.296
2006	Columbus	.277	126	483	65	134	17	2	1	44	6	7	4	63	0	85	16	5	13	.327	.361
2007	Inland Empire	.287	121	428	69	123	22	3	4	52	9	5	3	57	1	64	11	6	20	.381	.371
2008	Jacksonville	.324	128	463	91	150	21	2	7	58	9	7	5	76	3	81	16	2	17	.423	.419
2009	AZL Dodgers	.200	4	10	1	2	1	0	0	3	0	1	1	1	0	6	0	0	0	.300	.308
2010	Albuquerque	.296	130	533	89	158	33	2	7	70	7	6	2	32	0	81	6	1	13	.405	.335
2011	Albuquerque	.310	100	387	61	120	19	2	8	59	3	2	6	45	0	68	4	1	19	.432	.389
	LOS ANGELES (NL)	.188	17	32	2	6	0	0	0	1	1	0	0	2	0	11	0	0	1	.188	.235
2012	Albuquerque	.295	60	224	32	66	12	3	3	33	0	4	1	14	0	53	1	1	5	.415	.333
	LOS ANGELES (NL)	.273	23	33	5	9	3	0	0	4	0	1	0	3	0	7	1	1	1	.364	.324
	Pawtucket-2	.385	7	26	5	10	1	0	0	0	0	0	0	2	0	3	1	0	0	.423	.429
	BOSTON	.000	8	8	0	0	0	0	0	0	0	0	0	0	0	6	0	0	0	.000	.000
2013	Indianapolis-3	.319	103	304	36	97	27	3	3	32	3	5	4	29	2	65	5	2	6	.457	.380
	Minor Lg. Totals	.300	832	3051	471	916	159	17	33	365	38	37	29	335	6	546	71	23	96	.396	.371
	American League	.000	8	8	0	0	0	0	0	0	0	0	0	0	0	6	0	0	0	.000	.000
	National League	.231	40	65	7	15	3	0	0	5	1	1	0	5	0	18	1	1	2	.277	.282
	ML Totals	.205	48	73	7	15	3	0	0	5	1	1	0	5	0	24	1	1	2	.247	.253

1 - Selected by the Dodgers in the 2nd round of the 2005 First Year Player Draft

2 - Acquired by Boston with James Loney, Allen Webster and PTBNL in exchange for Josh Beckett, Carl Crawford, Adrian Gonzalez and Nick Punto, August 25, 2012

3 - Acquired by Pittsburgh with Mark Melancon, Stolmy Pimentel and Jerry Sands in exchange for Joel Hanrahan and Brock Holt, December 26, 2012

FIELDING

2B	PCT	G	PO	A	E	DP
2011	.971	11	12	21	1	2
2012	.944	12	7	10	1	3
Totals	.962	23	19	31	2	5

3B	PCT	G	PO	A	E	DP
2012	.750	6	1	2	1	0
Totals	.750	6	1	2	1	0

SS	PCT	G	PO	A	E	DP
2012	1.000	1	1	1	0	1
Totals	1.000	1	1	1	0	1

61

Kelvin DE LA CRUZ

BATS	THROWS	HEIGHT	WEIGHT	
LEFT	LEFT	6'5	190	LHP

BORN: August 1, 1988

OPENING DAY AGE: 25

BIRTHPLACE: La Vega, DR

RESIDES: La Vega, DR

CONTRACT STATUS: Signed through 2014

MAJOR LEAGUE SERVICE: None

ACQUIRED: November 18, 2013; signed by the Orioles as a free agent to a one-year contract



2013 HIGHLIGHTS

- Spent the season with Double-A Chattanooga (3G) and Triple-A Albuquerque (47G) in the Dodgers organization
- Went a combined 3-1 with seven saves and a 2.67 ERA (67.1IP, 20ER) in 50 relief appearances
- Finished third in the Pacific Coast League and set a career-high with 11.26 K/9.OIP
- Held left-handed hitters to a line of .217/.298/.261 in 106 plate appearances, recording 37 strikeouts

PRO CAREER

2012: Went 5-8 with a 4.92 ERA in 30 games (18 starts) with Double-A Erie in the Detroit organization...Tossed two complete games...In 12 relief appearances, posted a 3.52 ERA (23.0IP, 9ER) and limited opposing hitters to a .212 batting average (18-85) in those outings...Fared better against right-handers, limiting them to a .247 batting average (82-332) with 67 strikeouts...Left-handed hitters hit .324 (33-102)...Did not allow an earned run in six of his last seven appearances after August 10, posting a 1.23 ERA (14.2IP, 2ER) and limiting opponents to a .154 batting average (8-52) in that span...Following the season, pitched for Aguilas Cibaenas of the Dominican Winter League.

2011: Spent season with Double-A Akron, posting 9.9 K/9 ratio (2nd best of career to date) and 6.0 BB/9 ratio, making 16 starts among his 23 appearances.

2010: Split the season between Class-A Kinston and Double-A Akron, making 26 starts after coming back from a strained left elbow ligament in 2009.

2009: Missed the majority of the season with a strained ligament in his left throwing elbow.

2008: Selected as a Single-A South Atlantic League All-Star with Lake County, going 8-4 with a 1.69 ERA in 18 starts...Combined to rank among the Indians' organizational leaders with 12 wins (T-1st), a 2.98 ERA (2nd) and 138 strikeouts (3rd), posting career-best 11.0K and 3.2BB per 9.OIP.

2007: Pitched for Gulf Coast and Class-A Mahoning Valley, posting a 3.11 ERA and 9.1 K/9.OIP in 15 starts.

2006: Made pro debut for Gulf Coast (9G/4GS).

PERSONAL/MISCELLANEOUS

Originally signed by Cleveland as a non-drafted free agent, December 4, 2004.

YEAR	CLUB	W	L	ERA	G	GS	CG	SHO	SV	IP	H	R	ER	HR	HB	BB	IB	SO	WP	BK
2006	Gulf Coast-1	1	2	10.98	9	4	0	0	0	19.2	32	29	24	2	2	13	0	15	2	0
2007	Gulf Coast	3	0	0.50	3	3	0	0	0	18.0	7	1	1	1	2	2	0	20	3	1
	Mahoning Valley	2	4	3.98	12	12	0	0	0	54.1	41	27	24	5	2	34	0	53	1	0
2008	Lake County	8	4	1.69	18	18	1	0	0	95.2	71	23	18	2	3	34	0	96	7	3
	Kinston	3	2	6.44	8	8	0	0	0	29.1	35	22	21	1	0	25	0	36	4	2
	Akron	1	0	7.20	1	1	0	0	0	5.0	4	4	4	1	0	3	0	4	0	0
2009	Indians	0	2	9.39	3	3	0	0	0	7.2	10	8	8	1	1	5	0	5	0	0
	Kinston	2	0	1.50	2	2	0	0	0	12.0	6	2	2	1	0	2	0	19	0	0
2010	Kinston	2	2	2.91	6	6	0	0	0	34.0	22	14	11	3	2	8	0	28	2	0
	Akron	5	6	5.77	20	20	0	0	0	93.2	98	68	60	12	5	64	0	77	12	2
2011	Akron	5	6	4.19	23	16	0	0	2	86.0	70	42	40	3	3	57	0	95	4	1
2012	Erie-2	5	8	4.92	30	18	2	0	0	115.1	115	65	63	16	5	50	0	92	7	1
2013	Chattanooga-3	0	0	0.00	3	0	0	0	0	5.0	4	1	0	0	0	0	0	6	0	0
	Albuquerque	3	1	2.89	47	0	0	0	7	62.1	62	23	20	3	0	35	1	78	6	0
	Minor Lg. Totals	40	37	4.18	185	111	3	0	9	638.0	577	329	296	51	25	332	1	624	48	10

1 - Signed by Cleveland as a non-drafted free agent, December 4, 2004

2 - Claimed off waivers by Detroit, March 23, 2013

3 - Signed by Los Angeles (NL) as a free agent, November 13, 2012



Edgmer ESCALONA 59

RHP BATS RIGHT THROWS RIGHT HEIGHT 6'5 WEIGHT 205

BORN: October 6, 1986 **OPENING DAY AGE:** 27
BIRTHPLACE: La Guaira, Vargas, VZ **RESIDES:** Naiguata, Vargas, VZ
CONTRACT STATUS: Signed through 2014
MAJOR LEAGUE SERVICE: 1 year, 152 days
ACQUIRED: November 19, 2013; signed by the Orioles as a free agent to a one-year contract

GAME HIGHS & STREAKS

LONGEST RELIEF OUTING: 4.1 innings, August 5, 2011 vs. Washington...**STRIKEOUT HIGH:** 5, August 19, 2011 vs. Los Angeles (NL)...**WALK HIGH:** 2, twice, most recently September 30, 2010 vs. St. Louis...**HR ALLOWED:** 2, three times, most recently April 13, 2013 vs. San Diego...**WINNING STREAK:** 1 game, April 2, 2013...**LOSING STREAK:** 4 games, April 27, 2013-current

2013 HIGHLIGHTS

- Went 1-4 with a 5.67 ERA (46.0IP, 29ER) for Colorado
- Posted career-highs in appearances (37), innings (46.0) and strikeouts (34)
- Pitched to a 1.54 ERA (23.1IP, 4ER, 4BB, 20K) in his first 13 appearances, April 2-May 14
- Struck out season-high 3, April 30 @LAD
- Tossed season-high 3.0 scoreless innings, May 10 @STL
- Appeared in one game for Triple-A Colorado Springs (1.1 scoreless IP, H, 2K)

PRO CAREER

2012: Escalona made a career-high 22 appearances for the Rockies in 2012...Also set a career-high with 21 strikeouts...Tossed at least 1.0 inning in 17 of his 22 appearances...Had two stints with the Rockies...Recalled for the first time, 4/17, and optioned 5/8...Was recalled for the final time on 8/4 and spent the remainder of the season with the Rockies despite spending time on the 15-day disabled list, 8/11-9/2, with right elbow inflammation...Issued his first career loss, 5/4 vs. ATL after allowing two runs on two hits over 1.0 inning, the first decision of his career...Finished the season with five scoreless outings, allowing just five hits and one walk while striking out four over 7.0 innings, 9/22-10/3...Made 32 appearances for Triple-A Colorado Springs, his third straight season with at least 30 appearances for the Sox...Had the second-best ERA (2.93) among Sox pitchers with at least 20 appearances, as well as the second-lowest opponent batting average (.240)...Had the third-most saves (5) on the Sox...Posted a 2.57 ERA (14.0IP, 4ER) in 13 outings in September/October...Held opponents to a .264 (23-87) average against, including lefties at .242 (8-33) and righties at .278 (15-54).

2011: Began the 2011 season with Triple-A Colorado Springs where he was used in late-inning relief...Was recalled by the Rockies for a spot relief outing 7/1 vs. KC (IP, H)...Spent the rest of the season at Colorado Springs where he finished with a 3-1 record and a 3.18 ERA (39.2IP, 14ER) in 34 appearances...Struck out 40 and held opponents to a .241 batting average...His .241 opponent average and 1.16 WHIP were the lowest among all Sky Sox pitchers...Made his second appearance on the Rockies after being recalled 7/31...Made two scoreless appearances, 7/31 and 8/2, before allowing five runs on 11 hits over four outings, 8/5-19...Placed on the 15-day DL, 8/23, with a strained right rotator cuff...Came off the DL, 9/9, and made his first appearance that night vs. CIN (IP, H, K)...In his final seven outings after being reinstated from the DL, he allowed three hits and two walks (both intentional) and struck out five over a career-long 8.0-inning scoreless streak.

2010: Made his Major League debut with 1.0 inning outing 9/10 vs. ARI getting three fly outs on just eight pitches...Finished three of the four games he pitched in...Also allowed just one run in his four outings after being recalled 8/27...Held opponents to a .190 (4-21) average in his five appearances...Tossed at least 1.0 inning in each outing...Was rated by *Baseball America* as the 27th-best prospect in the Rockies system following the season.

2009: Began his season with Single-A Modesto, working as the club's primary set-up man from the beginning of the season to mid-June, when he was transferred to Double-A Tulsa...Had 34 strikeouts and just 9 walks in his 28 games with Modesto...After the promotion to Tulsa in June, took over as a top set-up man in the bullpen...Went 1-2 with 4 saves and a 2.45 ERA (36.2IP, 10ER) in 31 games for the Drillers...Also recorded 32 strikeouts and just 11 walks in 31 games...Did not allow a run in his first eight appearances with the Drillers following his promotion...Recorded 66 strikeouts in 69.1 IP, while issuing just 18 walks...Opponents batted .221 (58-263)...Following the season was added to the Rockies 40-man roster for the first time...Rated as the Rockies 20th-best prospect in the organization by *Baseball America*, the first time in which the publication ranked him a top 30 prospect.

2008: In his first full professional season he spent the entire season with Single-A Asheville...Was one of five Tourists relievers to post a sub-3.50 ERA (3.22)...His 44 appearances were third-most on the team...Allowed just 2 earned runs over a two-month



(18G) stretch, May-June (27.2IP).

2007: Went 1-1 with one save and a 4.05 ERA in his first season with Rookie Level Casper...Made 18 relief appearances, fourth-most on the team...Allowed earned runs in 4 of his 18 appearances, including a season high 6 earned 7/25 at Helena...Did not allow an earned run over final 6 appearances (14.2IP).

2006: Spent second straight season in Colorado's Dominican Summer League, going 0-2, 7.11 (19.0IP, 15ER) in 14 games...Tossed more than 1.0 inning in 8 outings and held the opposition scoreless 7 times.

2005: In first season in DSL, went 2-2 with team-best 1.64 ERA (38.1IP, 7ER) in 20 relief appearances.

PERSONAL/MISCELLANEOUS

Originally signed by Colorado as a non-drafted free agent, September 8, 2004 by scouts Rolando Fernandez, Orlando Medina and Frank Cartaya.

YEAR	CLUB	W	L	ERA	G	GS	CG	SHO	SV	IP	H	R	ER	HR	HB	BB	IB	SO	WP	BK
2006	DSL Rockies-1	0	2	7.11	14	0	0	0	0	19.0	22	15	15	1	3	11	0	17	1	0
2007	Casper	1	1	4.05	18	0	0	0	1	26.2	22	17	12	1	1	13	1	20	3	0
2008	Asheville	6	2	3.22	44	0	0	0	1	78.1	71	32	28	9	6	18	0	79	5	1
2009	Modesto	2	0	2.48	28	0	0	0	0	32.2	25	10	9	3	2	7	0	34	3	0
	Tulsa	1	2	2.45	31	0	0	0	4	36.2	33	12	10	5	3	11	0	32	1	0
2010	Colorado Springs	3	5	6.00	57	0	0	0	1	69.0	66	47	46	17	4	32	3	74	6	4
	COLORADO	0	0	1.50	5	0	0	0	0	6.0	4	1	1	0	0	4	2	2	1	0
2011	Colorado Springs	3	1	3.18	34	0	0	0	1	39.2	35	14	14	4	3	11	1	40	5	1
	COLORADO	0	0	1.75	14	0	0	0	0	25.2	17	5	5	3	0	7	2	14	0	0
2012	Colorado Springs	3	3	2.92	32	0	0	0	5	40.0	37	18	13	2	1	17	0	40	3	1
	COLORADO	0	1	6.04	22	0	0	0	0	22.1	23	16	15	5	1	7	1	21	2	0
2013	Colorado Springs	0	0	0.00	1	0	0	0	0	1.1	1	0	0	0	0	0	0	2	0	0
	COLORADO	1	4	5.67	37	0	0	0	0	46.0	52	32	29	8	2	14	2	34	2	3
	Minor Lg. Totals	19	16	3.85	259	0	0	0	13	343.1	312	165	147	42	23	120	5	338	27	7
	National League	1	5	4.50	78	0	0	0	0	100.0	96	54	50	16	3	32	7	71	5	3
	ML TOTALS	1	5	4.50	78	0	0	0	0	100.0	96	54	50	16	3	32	7	71	5	3

1 - Signed by Colorado as a non-drafted free agent, September 8, 2004

BATTING

YEAR	AVG	AB	R	H	2B	3B	HR	RBI	SH	SF	HBP	BB	IBB	SO	SB	CS	GDP	SLG	OBP
Career	.000	9	0	0	0	0	0	0	2	0	0	0	0	6	0	0	0	.000	.000

FIELDING

P	PCT	G	PO	A	E	DP
2010	-	5	0	0	0	0
2011	1.000	14	2	4	0	1
2012	1.000	22	0	2	0	0
2013	.875	37	2	5	1	0
Totals	.938	78	4	11	1	1



Ryan FLAHERTY

3

INF

BATS
LEFT

THROWS
RIGHT

HEIGHT
6'3

WEIGHT
210

BORN: July 27, 1986

OPENING DAY AGE: 27

BIRTHPLACE: Portland, ME

RESIDES: Franklin, TN

CONTRACT STATUS: Signed through 2014

MAJOR LEAGUE SERVICE: 2 years

ACQUIRED: December 8, 2011; Selected by the Orioles from the Chicago Cubs in the Rule 5 Draft

GAME HIGHS & STREAKS

HITS: 3, August 2, 2013 vs. Seattle...**RUNS:** 3, September 25, 2013 vs. Toronto...**DOUBLES:** 1, 13 times, most recently September 29, 2013 vs. Boston...**TRIPLES:** 1, September 22, 2012 vs. Boston...**HR:** 2, twice, most recently September 25, 2013 vs. Toronto...**RBI:** 5, September 28, 2012 vs. Boston...**WALKS:** 2, four times, most recently September 13, 2013 vs. Toronto...**STOLEN BASES:** 1, most recently June 6, 2013 vs. Houston...**HITTING STREAK:** 8 games, June 18-29, 2013...**LEADOFF HOMERS:** 1, May 10, 2012 (G1) vs. Texas off Colby Lewis...**GRAND SLAMS:** 1, September 28, 2012 vs. Boston off Aaron Cook

2013 HIGHLIGHTS

- Had three stints with the Orioles; March 31-May 18, May 29-August 27 and September 3-end of the season
- Made his second straight Opening Day roster
- Had career-high eight-game hit streak, June 18-29, batting .483 (14-29) with a walk, four HR, six runs and nine RBI
- Hit streak included six multi-hit games
- Collected first career multi-HR game and season-high three RBI, June 23 @TOR
- Batted .242/.333/.500 in 75 plate appearances in the second half of the season
- Had career-high three hits, August 2 vs. SEA
- Collected 1st two-hit game of the season, May 29 vs. WAS after being recalled earlier in the day
- Hit first HR of the season, April 13 @NYY (Hughes)
- Snapped an 0-for-17 streak to begin season, 4/10 @BOS, with two-out 9th inning single that started a four run rally in the O's comeback win

PRO CAREER

2012: Made Opening Day roster and stayed with the team all season after being selected from the Chicago Cubs in the Rule 5 Draft in December...Made starts at 2B (14-6), 3B (4-3), LF (3-3) and RF (5-4)...Led off with first ML HR, 5/10 vs. TEX (G1), the start of the O's going back-to-back-to-back to begin the game for the first time in AL history...Hit first career grand slam and had career-high five RBI, 9/28 vs. BOS...Hit HR in consecutive games, 7/20-21 @CLE...Had first ML SB, 6/29 vs. CLE...Had season-long six-game hit streak, 6/28-7/5, batting .389/.421/.556 in 19 PA...Collected first ML hit & RBI, 4/26 vs. TOR...Made first ML start, 4/15 @TOR, going 0-for-3 at 2B...Made ML debut, 4/7 vs. MIN (defensive replacement at 3B)...Hit .308/.400/.577 with 4 XBH and 7 RBI in 10 games (7GS) vs. BOS...Had a .773 OPS after the All-Star break (28G)...On DL, 8/2-24 (bacterial infection)...Reinstated from DL, 8/24...Batted .289/.341/.526 in nine rehab games with Norfolk...Went 1-for-3 in AL Wild Card Game @TEX, becoming the first Rule 5 pick to play in a post-season game in the season immediately following his selection since Chad Fonville with the Dodgers in 1995 (selected in Rule 5 by Montreal, claimed by Dodgers on waivers in May)...Played 3G vs. NYY in the ALDS, going 2-for-8 and becoming the first Oriole rookie to HR in a post-season game when he took Hiroki Kuroda deep in the 3rd inning of Game 3 @NYY.

2011: Split the season between Double-A Tennessee (83G) and Triple-A Iowa (49G)...Batted a combined .280/.347/.478 with 53 extra-base hits and 88 RBI...Hit .305/.384/.523 with 36 XBH and 66 RBI for Tennessee to start the season...Hit safely in season-high nine games, May 15-24, raising average from .296 to .327...Appeared defensively at 1B, 2B, 3B, SS, LF and RF...Batted .350/.407/.675 in 80 at-bats in April (23G)...Hit .365/.427/.656 in 96 at-bats with RISP, collecting 53 RBI in those situations...Collected eight 3H games with Tennessee...Hit 2HR, April 16 vs. Montgomery...Promoted to Triple-A Iowa, who he joined on July 14...Batted .294/.333/.431 in 51 at-bats vs. LHP with Iowa.

2010: Selected by *Baseball America* as the 9th-best prospect in the organization heading into the season.

2009: Selected by *Baseball America* as the 8th-best prospect in the organization heading into the season...20 HR led the Cubs farm system while his 81 RBI were 3rd.

2008: Named to the Northwest League All-Star Game East squad...Finished 3rd in the league with 29 extra-base hits and a .511 slugging percentage.



PERSONAL/MISCELLANEOUS

Graduated from Deering (Maine) High School where he played quarterback on Deering's 2003 Class A state champions (13-0)... Attended Vanderbilt University (Tenn.)...Originally selected by Cubs in 2nd round of 2008 draft...Signed by Cubs scout Antonio Grissom...Is the oldest son of long-time University of Southern Maine coach Ed Flaherty.

YEAR	CLUB	AVG	G	AB	R	H	2B	3B	HR	RBI	SH	SF	HBP	BB	IBB	SO	SB	CS	GDP	SLG	OBP
2008	Boise-1	.297	56	219	39	65	19	2	8	26	1	0	1	24	1	51	4	2	2	.511	.369
2009	Peoria	.276	131	485	81	134	24	5	20	81	2	4	2	50	0	98	7	6	9	.470	.344
2010	Daytona	.286	108	420	65	120	34	3	9	63	1	9	4	41	2	74	6	3	10	.445	.348
	Tennessee	.183	23	71	10	13	2	0	1	9	0	2	1	10	2	12	1	0	0	.254	.286
2011	Tennessee	.305	83	302	52	92	20	2	14	66	0	2	0	40	2	55	4	6	12	.523	.384
	Iowa	.237	49	173	22	41	11	1	5	22	2	1	0	10	0	44	1	0	8	.399	.277
2012	BALTIMORE-2	.216	77	153	15	33	2	1	6	19	3	1	3	6	0	43	1	0	3	.359	.258
2013	Delmarva	.250	2	8	1	2	1	0	0	1	0	0	0	0	0	3	0	0	0	.375	.250
	Frederick	.286	2	7	1	2	0	0	1	2	0	0	0	0	0	3	0	0	0	.714	.286
	Norfolk	.265	8	34	4	9	1	0	2	5	0	0	0	1	0	8	0	0	0	.471	.286
	BALTIMORE	.224	85	246	28	55	11	0	10	27	1	0	5	19	3	62	2	0	2	.390	.293
	Minor Lg Totals	.278	471	1757	280	489	113	14	62	278	6	18	9	178	7	357	23	17	42	.464	.345
	BALTIMORE TOTALS	.221	162	399	43	88	13	1	16	46	4	1	8	25	3	105	3	0	5	.378	.279
	American League	.221	162	399	43	88	13	1	16	46	4	1	8	25	3	105	3	0	5	.378	.279
	ML Totals	.221	162	399	43	88	13	1	16	46	4	1	8	25	3	105	3	0	5	.378	.279

1- Selected by the Cubs in the 1st round (41st overall) of the 2008 First Year Player Draft
2- Selected by the Orioles in the Rule 5 Draft, December 8, 2011

WILD CARD

YEAR	CLUB	AVG	G	AB	R	H	2B	3B	HR	RBI	SH	SF	HBP	BB	IBB	SO	SB	CS	GDP	SLG	OBP
2012	BAL vs. TEX	.333	1	3	0	1	0	0	0	0	0	0	0	0	0	1	0	0	0	.333	.333
Totals		.333	1	3	0	1	0	0	0	0	0	0	0	0	0	1	0	0	0	.333	.333

DIVISION SERIES

YEAR	CLUB	AVG	G	AB	R	H	2B	3B	HR	RBI	SH	SF	HBP	BB	IBB	SO	SB	CS	GDP	SLG	OBP
2012	BAL vs. NYY	.250	3	8	1	2	0	0	1	1	0	0	0	0	0	1	0	0	0	.625	.250
Totals		.250	3	8	1	2	0	0	1	1	0	0	0	0	0	1	0	0	0	.625	.250

FIELDING

1B	PCT	G	PO	A	E	DP
2012	1.000	3	3	0	0	1
2013	1.000	4	26	0	0	1
Totals	1.000	7	29	0	0	2

2B	PCT	G	PO	A	E	DP
2012	.989	28	36	56	1	13
2013	.993	65	105	176	2	52
Totals	.992	93	141	232	3	65

3B	PCT	G	PO	A	E	DP
2012	.941	17	2	14	1	1
2013	1.000	7	5	7	0	1
Totals	.966	24	7	21	1	2

SS	PCT	G	PO	A	E	DP
2012	-	1	0	0	0	0
2013	1.000	9	4	8	0	3
Totals	1.000	10	4	8	0	3

OF	PCT	G	PO	A	E	DP
2012	.964	24	27	0	1	0
Totals	.964	24	27	0	1	0

FRONT
OFFICE

ORIOLES
REACH

MANAGER &
COACHES

RYAN
FLAHERTY

2013
IN REVIEW

OPPONENTS

MINOR
LEAGUES

RECORDS &
HISTORY

ORIOLE PARK

MEDIA



NON-ROSTER INVITEE

Eddie GAMBOA**80****RHP****BATS**
RIGHT**THROWS**
RIGHT**HEIGHT**
6'1**WEIGHT**
200**BORN:** December 21, 1984**OPENING DAY AGE:** 29**BIRTHPLACE:** Merced, CA**RESIDES:** Rocklin, CA**CONTRACT STATUS:** Signed through 2014**MAJOR LEAGUE SERVICE:** None**ACQUIRED:** Selected by the Orioles in the 21st round of the 2008 First Year Player Draft

2013 HIGHLIGHTS

- Was converted into a knuckleballer, and went a combined 6-11 with a 4.43 ERA (142.1IP, 70ER) and 114 strikeouts for Double-A Bowie (4-6, 3.64 in 16GS) and Triple-A Norfolk (2-5, 6.23 in 9GS)
- Threw a 7.0-inning no-hitter on June 30 vs. Harrisburg, earning Eastern League Pitcher of the Week honors (June 24-30)
- Was named Organizational Pitcher of the Month in June after going 3-2 with a 2.02 ERA (35.0IP, 8ER)

PRO CAREER

2012: Began the season with Double-A Bowie...Ranked 3rd on the Baysox in wins (8)...Was 4th on the team in innings pitched (92.0) and strikeouts (71)...Made 10 of his first 12 appearances out of the bullpen and went 2-0 as a reliever with Bowie with one save and a 1.59 ERA (22.2IP, 4ER)...Pitched 15.2 consecutive scoreless innings, April 24-May 10...Started in his final 11 games and went 6-4 with a 3.89 ERA (69.1IP, 30ER) in 13 starts with Bowie...Pitched 7.0 innings and allowed one earned run while striking out a season high-tying seven on August 22 at Richmond...Threw 6.0 shutout innings in his only start with Class-A Frederick, allowing two hits and striking out four...Did not allow a run in his first 7.0 innings with Triple-A Norfolk.

2011: Appeared in 21 games for Double-A Bowie, finishing with an ERA of 3.05...Recorded a season-high eight strikeouts in last start of the season, September 3 vs. Erie...Recorded at least one strikeout in all but three appearances...Appeared in two games for Class-A Aberdeen on a rehab assignment, allowing one earned run and striking out nine batters in 7.0 innings of work.

2010: Made 24 of his first 25 appearances out of the bullpen before starting in his final 10 games of the season...In eight appearances (three starts) in July, pitched to a 2.01 ERA (22.1IP, 5ER)...Set a new career-high with seven strikeouts, July 29 against New Britain.

2009: Notched his first career save May 22 against Kannapolis...After being promoted to Frederick on June 28, had nine consecutive scoreless outings...Was promoted to Bowie on August 21 and did not allow an earned run in seven appearances.

2008: Finished 3rd on the team in innings pitched (62.0), posting five quality starts in 12 outings.

PERSONAL/MISCELLANEOUS

Attended the University of California-Davis.

YEAR	CLUB	W	L	ERA	G	GS	CG	SHO	SV	IP	H	R	ER	HR	HB	BB	IB	SO	WP	BK
2008	Bluefield-1	1	7	3.63	12	12	1	0	0	62.0	64	31	25	6	2	14	0	41	7	0
2009	Delmarva	6	0	1.86	18	0	0	0	1	38.2	30	8	5	2	3	0	35	0	0	
	Frederick	4	0	0.55	14	0	0	0	1	33.0	27	3	2	0	0	7	0	29	1	0
	Bowie	1	0	0.00	7	0	0	0	1	12.0	7	3	0	0	0	7	0	11	3	1
2010	Bowie	7	5	3.75	36	11	0	0	2	98.1	97	45	41	10	4	27	2	83	7	0
2011	Aberdeen	0	0	1.29	2	0	0	0	0	7.0	4	1	1	0	0	0	0	9	0	0
	Bowie	2	6	3.05	21	9	0	0	4	73.2	60	30	25	7	6	12	0	50	2	2
2012	Frederick	1	0	0.00	2	1	0	0	0	8.2	2	0	0	0	1	0	0	6	0	0
	Bowie	8	4	3.33	23	13	0	0	1	92.0	103	41	34	4	0	17	1	71	3	0
	Norfolk	1	1	7.02	4	3	0	0	0	16.2	20	13	13	4	0	5	0	9	0	0
2013	Bowie	4	6	3.64	16	16	2	1	0	99.0	82	49	40	6	7	31	0	79	15	2
	Norfolk	2	5	6.23	9	9	1	0	0	43.1	41	35	30	2	8	28	0	35	6	0
	Minor Lg. Totals	37	34	3.37	164	74	4	1	10	584.1	537	259	219	44	30	151	3	458	44	5

1- Selected by the Orioles in the 21st round of the 2008 First Year Player Draft

39**Kevin GAUSMAN****BATS**
LEFT**THROWS**
RIGHT**HEIGHT**
6'3**WEIGHT**
190**RHP****BORN:** January 6, 1991**OPENING DAY AGE:** 23**BIRTHPLACE:** Centennial, CO**RESIDES:** Centennial, CO**CONTRACT STATUS:** Signed through 2014**MAJOR LEAGUE SERVICE:** 71 days**ACQUIRED:** Selected by the Orioles in the 1st round (4th overall) of the 2012 First Year Player Draft

GAME HIGHS & STREAKS

LONGEST OUTING: 6.0 innings, June 2, 2013 vs. Detroit...**LONGEST RELIEF OUTING:** 4.1 innings, June 28, 2013 vs. New York (AL)...**STRIKEOUT HIGH:** 6, June 8, 2013 vs. Tampa Bay...**WALK HIGH:** 3, June 8, 2013 vs. Tampa Bay...**HR ALLOWED:** 3, May 28, 2013 vs. Washington...**WINNING STREAK:** 2 games, June 28-September 1, 2013...**LOSING STREAK:** 3 games, May 23-June 8, 2013

2013 HIGHLIGHTS

- Had three stints with the Orioles; May 23-June 13, June 24-July 9 and August 28-end of the season
- Went 0-3 with a 7.66 ERA (24.2IP, 21ER) in five starts and 3-2 with a 3.52 ERA (23.0IP, 9ER) in 15 relief appearances (11.3K/9 out of pen)
- Made ML debut, May 23 @TOR (L, 5.0IP, 7H, 4ER, 2BB, 5K, HR)...Recorded first ML strikeout in the 1st inning, punching out Edwin Encarnacion
- Tossed career-high 6.0IP, June 2 vs. DET
- Struck out career-high 6, June 8 @TB
- Collected first career win (4.1 relief IP), June 28 vs. NYY
- Struck out career relief-high five in 2.0 scoreless IP, September 18 @BOS
- Posted a 2.35 ERA (7.2IP, 2ER, BB, 13K) in his final seven relief appearances, September 13-28
- Posted a combined 3.51 ERA (82.0IP, 32ER) and 82 strikeouts in 16 games (15 GS) with Triple-A Norfolk (8G/7GS) and Double-A Bowie (8GS)
- Named the O's #2 prospect by *Baseball America* following the season
- Named a top 100 overall prospect in baseball by Baseball Prospectus (10), ESPN.com (23) and MLB.com (31)

PRO CAREER

2012: Signed in July and made his pro debut with Class-A Aberdeen, tossing 6.0 scoreless innings over two outings (H, 5K)...Made three starts for Class-A Frederick (0-1, 6.00 ERA, 9.0IP, 10H, 6ER, BB, 8K)...Held right-handed hitters to a .160/.192/.320 line in 25 at-bats against with the Keys...Tossed 3.0 scoreless in his start in Game 3 of 1st Round of the Eastern League Playoffs, September 7 vs. Akron (2H, 5K)...Entered 2013 as the Orioles' #2 ranked prospect by *Baseball America*.

AMATEUR CAREER

2012: Went 11-1 with a 2.72 ERA (115.2IP, 35ER), 128 strikeouts, 27 walks and two complete games in 16 starts for LSU...Named 2012 First-Team All-American (Collegiate Baseball, Perfect Game, ABCA); Second-Team All-American (*Baseball America*, NCBWA); First-Team All-SEC; ABCA First-Team All-South Region; Louisiana Pitcher of the Year; and NCAA Baton Rouge Regional All-Tournament Team.

2011: Was 5-6 with a 3.51 ERA and 86 strikeouts in 89.2 innings...Named 2011 SEC Freshman of the Week (May 16, 2011 and May 2, 2011).

Was originally selected by the Los Angeles Dodgers in the sixth round of the 2010 First Year Player Draft after being named a two-time All-State selection, two-time Perfect Game High School All-American, 2009 Under Armour All-American, 2009 AFLAC All-American and gold medal winner with the USA Baseball Junior National Team.

PERSONAL/MISCELLANEOUS

Selected by the Orioles in the 1st round of the 2012 First Year Player Draft out of Louisiana State University, the third Orioles' 1st round pick out of LSU (Mike Fontenot 19th in 2001 and Ben McDonald 1st in 1989)...Signed by scout Dave Jennings...Graduated from Grandview HS (Centennial, CO)...Also drafted by the LA Dodgers in the 6th round of the 2010 First Year Player Draft, but did not sign.



Kevin GAUSMAN

YEAR	CLUB	W	L	ERA	G	GS	CG	SHO	SV	IP	H	R	ER	HR	HB	BB	IB	SO	WP	BK
2012	Aberdeen-1	0	0	0.00	2	2	0	0	0	6.0	1	0	0	0	0	0	0	5	0	0
	Frederick	0	1	6.00	3	3	0	0	0	9.0	10	6	6	3	0	1	0	8	0	1
2013	Bowie	2	4	3.11	8	8	0	0	0	46.1	44	21	16	3	3	5	0	49	7	0
	Norfolk	1	2	4.04	8	7	0	0	0	35.2	36	16	16	1	1	9	0	33	2	0
	BALTIMORE	3	5	5.66	20	5	0	0	0	47.2	51	30	30	8	0	13	2	49	4	0
	Minor Lg. Totals	3	7	3.53	21	20	0	0	0	97.0	91	43	38	7	4	15	0	95	9	1
	BALTIMORE TOTALS	3	5	5.66	20	5	0	0	0	47.2	51	30	30	8	0	13	2	49	4	0
	American League	3	5	5.66	20	5	0	0	0	47.2	51	30	30	8	0	13	2	49	4	0
	ML Totals	3	5	5.66	20	5	0	0	0	47.2	51	30	30	8	0	13	2	49	4	0

1- Selected by the Orioles in the 1st round (#4 overall) of the 2012 First Year Player Draft

BATTING

YEAR	AVG	AB	R	H	2B	3B	HR	RBI	SH	SF	HBP	BB	IBB	SO	SB	CS	GDP	SLG	OBP
Career	.000	1	0	0	0	0	0	0	0	0	0	0	0	1	0	0	0	.000	.000

FIELDING

P	PCT	G	PO	A	E	DP
2013	1.000	20	4	8	0	1
Totals	1.000	20	4	8	0	1

NON-ROSTER INVITEE

36

Alex GONZALEZ

BATS	THROWS	HEIGHT	WEIGHT	INF
RIGHT	RIGHT	6'1	210	

BORN: February 15, 1977

OPENING DAY AGE: 37

BIRTHPLACE: Cagua, VZ

RESIDES: Weston, FL

CONTRACT STATUS: Signed through 2014

MAJOR LEAGUE SERVICE: 14 years, 99 days

ACQUIRED: January 31, 2014; signed by the Orioles as a minor league free agent



GAME HIGHS & STREAKS

HITS: 4, eight times, most recently July 22, 2010 vs. San Diego...**RUNS:** 4, April 24, 2007 vs. St. Louis...**DOUBLES:** 2, 21 times, most recently September 13, 2011 vs. Florida...**TRIPLES:** 1, 30 times, most recently April 3, 2011 vs. Washington...**HR:** 2, nine times, most recently April 16, 2011 (G1) vs. New York (NL)...**RBI:** 5, four times, most recently April 24, 2007 vs. St. Louis...**WALKS:** 3, three times, most recently September 8, 2003 vs. New York (NL)...**STOLEN BASES:** 2, July 2, 2005 vs. New York (NL)...**HITTING STREAK:** 17 games, June 9-27, 2005...**WALK-OFF HOMERS:** 2, September 26, 1998 (G2) vs. Philadelphia off Ricky Bottalico and September 11, 2010 vs. St. Louis off Mitchell Boggs...**GRAND SLAMS:** 1, July 29, 2004 vs. Philadelphia off Paul Abbott

2013 HIGHLIGHTS

- Played in 41 games for MIL, batting .177/.203/.230
- Hit lone HR of the season, April 7 vs. ARI
- Had season-high 3H and 3R, April 26 @LAD

PRO CAREER

2012: Batted .259 with 4 HR and 15 RBI in 24 games with Milwaukee...Made 24 starts at shortstop...Was placed on the 15-day DL on May 6 with a torn ACL in his right knee...Suffered the injury on May 5 @SF while sliding on a stolen base...Underwent season-ending surgery on May 17, performed by Dr. William Raasch...Was transferred to the 60-day disabled list on May 23...His 15 RBI ranked second on the team at the time of his injury (Ryan Braun - 18) and second among National League shortstops (Starlin Castro, CHC - 16)...His vesting option for 2013 was not exercised...Was signed back as a free agent on February 6.

2011: Batted .241 with 15 HR and 56 RBI in 149 games with ATL...Ranked 3rd in the NL in HR (15) as a SS, trailing only COL's Troy Tulowitzki (30) and PHI's Jimmy Rollins (16)...Belted his 150th career HR, September 14 vs. FLA with a 3-run shot off Ricky Nolasco that snapped a 1-1 tie in the seventh inning of a 4-1 victory...Signed as a free agent with MIL on December 12.

2010: Batted .250 with 23 HR and 88 RBI in 157 games between TOR and ATL...His 88 RBI and 42 doubles (high for NL SS) marked career highs and his 23 HR tied a career high (also 2004)...Ranked 2nd in the ML in both HR (23) and RBI (88) as a SS, trailing only COL's Troy Tulowitzki (27/95) in both categories...Began the season with TOR and batted .259 with 17 HR and 50 RBI in 85 games, all starts...Traded to ATL, along with LHP Tim Collins and SS Tyler Pastornicky, in exchange for SS Yunel Escobar and LHP Jo-Jo Reyes on July 14...At the time of the trade was tied for 5th in the AL in extra-base hits (43)...Batted .240 with 6 HR and 38 RBI in 72 games with ATL...Made 71 starts...Notched his 2nd career walk-off homer on September 11 vs. STL with a 3-run shot in the 12th inning off Mitchell Boggs...Batted .200 (3-15) with 2 RBI in the NLDS vs. SF.

2009: Batted .238 with 8 HR and 41 RBI in 112 games between CIN and BOS...Began the season with CIN and batted .210 with 3 HR and 26 RBI in 68 games, including 67 starts...Was on the 15-day DL, June 20-July 23, as he recovered from arthroscopic surgery to remove four loose bones from his right elbow...Underwent surgery on June 22...Was traded to BOS, along with cash, in exchange for INF Kris Negron on August 14...Batted .284 with 5 HR and 15 RBI in 44 games with BOS...Batted .167 (1-for-6) in the ALDS vs. CWS...Signed as a free agent with TOR on November 26.

2008: Missed the season with a compression fracture of the left knee...Underwent surgery on July 7, performed by Dr. Timothy Kremchek.

2007: Batted .272 with 16 HR and 55 RBI in 110 games with CIN...Missed 28 games during stints on the bereavement list (4/13-4/16, 7/14-7/20 and 8/15-8/21) and restricted list (7/21-7/30)...Was named NL Co-Player of the Week with PHI's Chase Utley, April 23-29 after batting .520 (13-25) with 3 HR and 6 RBI...Belted his 100th career HR on May 27 vs. PIT with a solo shot off Tony Armas...Did not start after September 12 due to a bone bruise on his left knee.

2006: Signed as a free agent with BOS on February 6...Batted .255 with 9 HR and 50 RBI in 111 games with BOS...Led all AL SS with a .985 fielding percentage...Set a franchise record for BOS SS with a 57-game errorless streak, April 11-June 30...Was on the 15-day DL, August 19-September 2 with a strained right oblique muscle...Signed as a free agent with CIN on November 20.

2005: Batted .264 with 5 HR and 45 RBI in 130 games with FLA...Produced a career-high 17-game hitting streak, June 9-27, during which he batted .302 (19-63)...Did not start after September 4 due to a bone bruise on his right elbow...Helped lead Venezuela to the Caribbean Series championship, its first since 1989...Scored the winning run in the bottom of the 9th inning of the decisive game vs. the DR...Earlier in that series produced a walk-off homer to lead Venezuela to an 11-9 victory.



Alex GONZALEZ

2004: Batted .232 with 23 HR and 79 RBI in a career-high 159 games with FLA...His 23 HR marked a career high and led all NL SS while tying NYY's Derek Jeter for third in the majors at that position...His 79 RBI led all NL SS and ranked 4th in the majors at that position...Smacked the only grand slam of his career in a 10-1 victory on July 29 vs. PHI off Paul Abbott.

2003: Batted .256 with 18 HR and 77 RBI in 150 games, all starts, with World Champion FLA...Was 2nd among NL SS in HR (18) 3rd third in RBI (77)...Batted .161 (10-62) with 1 HR and 6 RBI during the postseason, starting all 17 games for the Marlins at SS...Belted a walk-off solo homer off Jeff Weaver in the 12th inning of Game 4 of the World Series vs. NYY, giving the Marlins a 4-3 victory on October 22...Became just the 3rd player in Major League history to produce a walk-off World Series homer for his first career post-season HR, joining the Giants' Dusty Rhodes (1954) and the Braves' Eddie Mathews (1957).

2002: Batted .225 with 2 HR and 18 RBI in 42 games with FLA...Made 41 starts, all at SS...Was placed on the 15-day DL, May 19 with a torn labrum in his left shoulder...Suffered the injury on May 18 @SF diving for a ball in the hole by Barry Bonds...Transferred to the 60-day DL on July 20 and missed the rest of the season...Underwent surgery on July 23, performed by Dr. James Andrews.

2001: Batted .250 with 9 HR and 48 RBI in 145 games with FLA...Made 139 starts, all at SS...Led all ML SS with 26 errors.

2000: Batted .200 with 7 HR and 42 RBI in 109 games with FLA...Made 98 starts, all at SS...Was on the 15-day DL, July 28-August 31 with a sprained medial collateral ligament in his left knee.

1999: Batted .277 with 14 HR and 59 RBI in 136 games with FLA...Made 130 starts, all at SS...Ranked 3rd among NL SS in HR (14)...Led NL rookies in hits (155), runs (81) and triples (8)...Was named to his only All-Star Game...Became just the 2nd rookie shortstop ever named to the NL All-Star Team, joining PIT's Frankie Zak (1944)...Finished 5th in NL Rookie of the Year voting.

1998: Spent most of the season at Triple-A Charlotte, where he batted .277 with 10 HR and 51 RBI in 108 games...Was recalled by FLA on August 25 and remained with the team the rest of the season...Batted .151 with 3 HR and 7 RBI in 25 games with FLA...Made 23 starts, all at shortstop...Made his major league debut on August 25 @STL...Started at shortstop and went 1-for-4...Belted a solo homer in the eighth inning off Donovan Osborne for his first career hit...Gave the Marlins a 1-0, 13-inning win in Game 2 of a DH on September 26 vs. PHI with a home run off Ricky Bottalico...Was his first career walk-off homer.

PERSONAL/MISCELLANEOUS

Married...Wife's name is Johanna...The couple has three sons, Alexander Jr., Johander and Axel.

YEAR	CLUB	AVG	G	AB	R	H	2B	3B	HR	RBI	SH	SF	HBP	BB	IBB	SO	SB	CS	GDP	SLG	OBP
1995	GCL Marlins-1	.294	53	187	30	55	7	4	2	30	1	4	2	19	0	27	11	2	2	.406	.358
	Brevard County	.203	17	59	6	12	2	1	0	8	0	0	1	1	0	14	1	1	2	.271	.230
1996	GCL Marlins	.390	10	41	6	16	3	0	0	6	0	0	0	2	0	4	1	0	1	.463	.419
	Kane County	.200	4	10	2	2	0	0	0	0	1	0	0	1	0	4	0	0	1	.200	.385
	Portland	.235	11	34	4	8	0	1	0	1	0	0	1	2	2	10	0	0	2	.294	.297
1997	Portland	.254	133	449	69	114	16	4	19	65	3	3	7	27	5	83	4	7	7	.434	.305
1998	Charlotte	.277	108	422	71	117	20	10	10	51	8	2	6	28	2	80	4	7	6	.443	.330
	FLORIDA	.151	25	86	11	13	2	0	3	7	2	0	1	9	0	30	0	0	2	.279	.240
1999	FLORIDA	.277	136	560	81	155	28	8	14	59	1	3	12	15	0	113	3	5	13	.430	.308
2000	Brevard County	.118	4	17	1	2	0	0	0	2	0	0	0	1	0	3	1	0	0	.118	.167
	FLORIDA	.200	109	385	35	77	17	4	7	42	5	2	2	13	0	77	7	1	7	.319	.229
2001	FLORIDA	.250	145	515	57	129	36	1	9	48	3	3	10	30	6	107	2	2	13	.377	.303
2002	GCL Marlins	.167	5	12	0	2	1	0	0	1	0	1	0	0	0	5	0	0	1	.250	.154
	FLORIDA	.225	42	151	15	34	7	1	2	18	3	2	4	12	1	32	3	1	2	.325	.296
2003	FLORIDA	.256	150	528	52	135	33	6	18	77	3	5	13	33	13	106	0	4	8	.443	.313
2004	FLORIDA	.232	159	561	67	130	30	3	23	79	3	4	4	27	9	126	3	1	17	.419	.270
2005	FLORIDA	.264	130	435	45	115	30	0	5	45	4	3	5	31	10	81	5	3	11	.368	.319
2006	Pawtucket-2	.333	1	3	0	1	0	0	0	0	0	0	1	0	0	1	0	0	0	.333	.500
	BOSTON	.255	111	388	48	99	24	2	9	50	7	7	5	22	1	67	1	0	6	.397	.299
2007	CINCINNATI-3	.272	110	393	55	107	27	1	16	55	2	3	8	24	1	75	0	1	13	.468	.325
2009	Louisville	.077	4	13	1	1	0	0	0	1	0	0	0	2	0	1	0	0	2	.077	.200
	CINCINNATI	.210	68	243	16	51	12	0	3	26	6	4	2	15	4	36	0	1	3	.296	.258
	BOSTON-4	.284	44	148	26	42	10	0	5	15	4	0	2	5	0	29	2	0	4	.453	.316
2010	TORONTO-5	.259	85	328	47	85	25	1	17	50	0	2	1	17	0	65	1	0	9	.497	.296
	ATLANTA-6	.240	72	267	27	64	17	2	6	38	3	2	6	14	2	53	0	2	7	.386	.291
2011	ATLANTA	.241	149	584	59	136	27	1	15	56	4	2	1	22	1	126	2	0	19	.372	.270
2012	MILWAUKEE-7	.259	24	81	8	21	4	0	4	15	0	0	2	6	0	15	1	1	1	.457	.326
2013	MILWAUKEE	.177	41	113	14	20	3	0	1	8	0	1	1	3	0	26	0	0	1	.230	.203
	Minor Lg. Totals	.265	350	1247	190	330	49	20	31	165	13	10	19	84	9	232	22	17	24	.411	.318
	American League	.262	240	864	121	226	59	3	31	115	11	9	8	44	1	161	4	0	19	.444	.301
	National League	.243	1360	4882	542	1187	273	27	126	573	39	34	71	254	47	1003	26	22	117	.388	.288
	ML Totals	.246	1600	5746	663	1413	332	30	157	688	50	43	79	298	48	1164	30	22	136	.396	.290

1 - Signed by Florida as an amateur free agent, April 18, 1994

2 - Signed by Boston as a free agent, February 6, 2006

3 - Signed by Cincinnati as a free agent, November 20, 2006

4 - Acquired by Boston with cash in exchange for Kristopher Negron, August 14, 2009

5 - Signed by Toronto as a free agent, November 26, 2009

6 - Acquired by Atlanta with Tim Collins and Tyler Pastronicky in exchange for Yunel Escobar and Jo-Jo Reyes, July 14, 2010

7 - Signed by Milwaukee as a free agent, December 9, 2011

Alex GONZALEZ



DIVISION SERIES

YEAR	CLUB	AVG	G	AB	R	H	2B	3B	HR	RBI	SH	SF	HBP	BB	IBB	SO	SB	CS	GDP	SLG	OBP
2003	FLA vs. SF	.063	4	16	2	1	0	0	0	0	0	0	0	1	0	3	0	0	1	.063	.118
2009	BOS vs. LAA	.167	3	6	1	1	0	0	0	0	0	0	0	1	0	1	0	0	0	.167	.286
2010	ATL vs. SF	.200	4	15	1	3	1	0	0	2	0	0	0	0	5	0	0	0	0	.267	.200
Totals		.135	11	37	4	5	1	0	0	2	0	0	0	2	0	9	0	0	1	.162	.179

CHAMPIONSHIP SERIES

YEAR	CLUB	AVG	G	AB	R	H	2B	3B	HR	RBI	SH	SF	HBP	BB	IBB	SO	SB	CS	GDP	SLG	OBP
2003	FLA vs. CHC	.125	7	24	1	3	2	0	0	4	0	0	0	0	0	6	0	0	0	.208	.125
Totals		.125	7	24	1	3	2	0	0	4	0	0	0	0	0	6	0	0	0	.208	.125

WORLD SERIES

YEAR	CLUB	AVG	G	AB	R	H	2B	3B	HR	RBI	SH	SF	HBP	BB	IBB	SO	SB	CS	GDP	SLG	OBP
2003	FLA vs. NYY	.273	6	22	3	6	2	0	1	2	1	0	0	0	0	7	0	1	1	.500	.273
Totals		.273	6	22	3	6	2	0	1	2	1	0	0	0	0	7	0	1	1	.500	.273

ALL-STAR

YEAR	CLUB	AVG	G	AB	R	H	2B	3B	HR	RBI	SH	SF	HBP	BB	IBB	SO	SB	CS	GDP	SLG	OBP
2002	NL at BOS	.000	1	1	0	0	0	0	0	0	0	0	0	0	0	0	0	0	0	.000	.000
Totals		.000	1	1	0	0	0	0	0	0	0	0	0	0	0	0	0	0	0	.000	.000

FIELDING

1B	PCT	G	PO	A	E	DP
2013	.994	22	145	9	1	13
Totals	.994	22	145	9	1	13

3B	PCT	G	PO	A	E	DP
2013	.864	11	5	14	3	1
Totals	.864	11	5	14	3	1

SS	PCT	G	PO	A	E	DP
1998	.978	25	29	58	2	17
1999	.955	135	237	339	27	85
2000	.957	104	139	288	19	63
2001	.960	142	220	396	26	101
2002	.984	42	72	113	3	32
2003	.976	150	237	426	16	109
2004	.976	158	225	425	16	99
2005	.974	124	221	367	16	102
2006	.985	111	163	305	7	68
2007	.963	103	147	264	16	73
2009	.984	112	148	270	7	59
2010	.973	157	195	486	19	117
2011	.981	149	187	434	12	79
2012	.970	24	30	67	3	17
2013	.933	3	2	12	1	0
Totals	.972	1539	2252	4250	190	1021

LEADING ACTIVE HOME RUN HITTERS VS. ORIOLES

Player	HR	Player	HR	Player	HR
Alex Rodriguez	61	Jason Giambi	29	Alfonso Soriano	24
David Ortiz	38	Robinson Cano	28	Nick Swisher	24
Vernon Wells	36	Derek Jeter	24		



Miguel GONZALEZ 50

RHP BATS RIGHT THROWS RIGHT HEIGHT 6'1 WEIGHT 170

BORN: May 27, 1984 **OPENING DAY AGE:** 29

BIRTHPLACE: Guadalajara, Mexico **RESIDES:** Pacoima, CA

CONTRACT STATUS: Signed through 2014

MAJOR LEAGUE SERVICE: 2 years, 107 days

ACQUIRED: February 28, 2012; signed by the Orioles as a minor league free agent

GAME HIGHS & STREAKS

LONGEST OUTING: 8.0 innings, twice, most recently June 11, 2013 vs. Los Angeles (AL)...**LONGEST RELIEF OUTING:** 4.1 innings, July 1, 2012 vs. Cleveland...**STRIKEOUT HIGH:** 9, twice, most recently June 27, 2013 vs. Cleveland...**WALK HIGH:** 5, five times, most recently September 21, 2013 vs. Tampa Bay...**HR ALLOWED:** 3, twice, most recently April 18, 2013 vs. Tampa Bay...**WINNING STREAK:** 4 games, September 21, 2012-April 4, 2013...**LOSING STREAK:** 4 games, July 25-August 30, 2013

2013 HIGHLIGHTS

- In his 13 home starts, went 7-2 with a 3.53 ERA (81.2IP, 32ER) and nine quality starts and the Orioles were 10-3 in those 13 games
- Worked at least six innings in 10 of his 13 home starts
- Was 4-6 with a 4.08 ERA (88.1IP, 40ER) and 10 quality starts in 15 road starts and the Orioles were 5-10 in those 15 games
- In his 17 starts through July 20, was 8-3 with a 3.34 ERA (107.2IP, 40ER) and 13 quality starts
- In nine starts after July 20, was 3-5 with a 4.62 ERA (62.1IP, 32ER) and six quality starts
- Allowed 24 home runs (14 solo, five two-run, four three-run homers and one grand slam)
- Recorded at least one out in the sixth inning in 25 of his 28 starts in 2013 and in 31 of 34 dating back to August 31, 2012
- In 10 day time outings (nine starts) was 4-2 with a 3.42 ERA (55.1IP, 21ER)
- Went the first 33 starts of his career without losing consecutive decisions before losing July 25 at Kansas City and July 31 against Houston, tying Ken Dixon for the longest such streak to start a career by a pitcher in Orioles/St. Louis Browns history (Dixon went his first 33 career starts from September 22, 1984-June 16, 1986 without losing two straight decisions but he lost once as a starter and once as a reliever in consecutive outings during that span)
- Made eight consecutive Quality Starts from June 6-August 20, which tied for the third-longest QS streak by an O's starter since 1980 behind Jeremy Guthrie's 10 from May 8-June 26, 2007 and Erik Bedard's nine from July 7-August 21, 2007
- The Birds won 12 straight home starts by Gonzalez from August 10, 2012-July 11, 2013, making it the fourth-longest such streak by an O's starter since 1954 (Mike Flanagan started 16 straight home wins from 7/17/82-5/17/83 and 15 from 6/4/79-5/7/80, while Mike Cuellar started 14 straight home wins from 6/20/70-4/18/71)
- Lost his first career home start against an AL East foe on July 25, 2012 (against Tampa Bay), but in his 10 home starts against the East since then, the Birds are 8-2 and he is 5-1 with eight Quality Starts (Gonzalez has pitched to a 3.30 ERA (62.2IP, 23ER) in those 10 starts and beat Toronto three times and Boston twice

PRO CAREER

2012: Had contract selected from Norfolk May 29 and was optioned back to Norfolk June 9...Was recalled on July 1 for the second time and remained with the club through the end of the season...Made his MLB debut May 29 @TOR and struck out the first batter he faced (J.P. Arenchibia)...Notched first major league win in his first MLB start July 6 @LAA (7.0IP, 3H, 1ER)...Made 10 Quality Starts in 15 starts...Worked seven or more innings five times and eight innings once...Won road starts @LAA, BOS, NYY (2x), TB and CLE...Beat the Yankees in New York July 30 and August 31 to become the first Orioles rookie starter to beat the Yankees twice on their own field within a span of 33 days since the Orioles' Tom Phoebus did it on July 17 and August 16 of 1967...Phoebus and Gonzalez are also the only Orioles rookies to earn a pair of road wins over the Yankees in the same season...Allowed nine home runs in his first five starts, but just four in his last 10 starts...In five August starts, was 3-1 with a 1.91 ERA (33.0IP, 7ER) and his ERA in August was 3rd-best in the AL behind Felix Hernandez and Bartolo Colon (it was the 6th-best in all of baseball)...Allowed a home run to the leadoff batter in each of his first two home starts (Austin Jackson July 15 and Desmond Jennings July 25) to become the first pitcher in Orioles history to allow a leadoff homer in each of his first two home starts in the major leagues...Allowed a third leadoff homer on September 12 (B.J. Upton) and allowed a homer to the second batter of his July 20 start (Asdrubal Cabrera)...Threw a career-high 114 pitches July 20 @CLE, including 79 strikes...The 79 strikes tied Chris Tillman (July 4 and 21) for the most strikes by a starter in 2012...Appeared in 14 games (six starts) for Triple-A Norfolk, going 3-2 with a 1.61 ERA (44.2IP, 8ER)...Was named Orioles Minor League Pitcher of the Month for May as he went 2-1 with a 2.20 ERA (16.1IP, 4ER) in six appearances (two starts) for the Tides...In six starts for the Tides, went 2-2 with a 1.98 ERA (6ER, 27.1IP) and in eight relief outings, he went 1-0 with a save and a 1.04 ERA (2ER, 17.1IP) while holding opponents to a .143 batting average...Started Game 3 of the ALDS @NYY (7.0IP, 5H, ER, 8K) but did not receive a decision.

2011: Pitched at three levels in the Boston system, combining to go 0-7 with a 5.40 ERA (56.2IP, 34ER) and 54 strikeouts in 18 games (9 GS).



2010: Pitched for High-A Salem in his first action since 2007...Went 4-0 with a 1.51 ERA (35.2IP, 6ER) over 7 starts, July 17-August 26...Named Carolina League Pitcher of the Week, August 2-8 (Win, 3H, 1UER, 9K on August 3 at Frederick)...Went 3-2 with a 4.22 ERA (64.0IP, 30ER) over 14 winter ball appearances (11 GS) for Mazatlan of the Mexican Pacific League.

2009: Spent the entire year on the Red Sox major league roster after being selected from the Angels in the Rule 5 Draft...Did not play due to injury.

2008: Did not pitch in the Angels system due to injury...Went 4-1 with a 1.52 ERA (41.1IP, 7ER) in 11 appearances (8 GS) for Mazatlan of the Mexican Pacific League.

2007: Pitched for the Angels Double-A Arkansas club and finished 2nd in the Texas League with a 3.38 ERA (130.2IP, 49ER)...Selected to the circuit's Post-Season All-Star Team...Named Texas League Pitcher of the Week, July 9-15...Made 14 appearances for Mazatlan of the Mexican Pacific League, posting a 2.63 ERA (13.2IP, 4ER) and not recording a decision.

2006: Compiled a 1-2 record with 5 saves (6 chances) and a career-best 3.16 ERA (79.2IP, 28ER) in 45 relief outings between Single-A Rancho Cucamonga and Double-A Arkansas...Allowed one run in his final 10 contests with the Quakes (20.2IP) to earn a May 17 promotion to Arkansas...Went 2-1 with a 4.32 ERA (33.1IP, 16ER) in 16 games (2 GS) for Mazatlan in the Mexican Winter League.

2005: Made his pro debut with stops at 3 levels in the Angels' farm system: Rookie-level Arizona League, Single-A Cedar Rapids and Rancho Cucamonga...Combined to go 3-5 with a 3.93 ERA (52.2IP, 23ER)...Spent most of the year with Cedar Rapids, converting 8 of 12 save tries.

PERSONAL/MISCELLANEOUS

Originally signed by the Angels as a non-drafted free agent, December 13, 2004...Married, wife's name is Lucia...The couple had their first child, daughter Leah, June 17, 2013.

YEAR	CLUB	W	L	ERA	G	GS	CG	SHO	SV	IP	H	R	ER	HR	HB	BB	IB	SO	WP	BK
2005	AZL Angels	1	0	0.00	3	0	0	0	0	4.0	0	0	0	0	0	0	0	7	0	0
	Rancho Cucamonga-1	0	0	0.00	2	0	0	0	0	4.2	0	0	0	0	0	2	0	3	0	0
	Cedar Rapids	2	5	4.70	28	0	0	0	8	44.0	47	30	23	4	4	8	3	42	6	0
2006	Rancho Cucamonga	1	0	1.71	14	0	0	0	1	26.1	17	5	5	2	1	2	0	24	0	0
	Arkansas	0	2	3.88	31	0	0	0	4	53.1	41	23	23	8	0	17	0	38	0	0
2007	Arkansas	8	4	3.37	30	19	1	1	1	130.2	128	53	49	13	12	42	1	81	3	2
2008	Injured	0	0	0.00	0	0	0	0	0	0.0	0	0	0	0	0	0	0	0	0	0
2009	Injured-2	0	0	0.00	0	0	0	0	0	0.0	0	0	0	0	0	0	0	0	0	0
2010	Salem	6	4	4.54	17	16	0	0	0	73.1	82	42	37	5	8	18	0	47	8	0
2011	Salem	0	1	1.80	2	2	0	0	0	5.0	5	1	1	0	1	2	0	4	0	0
	Portland	0	5	6.17	15	6	0	0	0	46.2	55	41	32	4	7	19	0	45	3	1
	Pawtucket	0	1	1.80	1	1	0	0	0	5.0	2	1	1	1	1	0	0	5	0	0
2012	Norfolk-3	3	2	1.61	14	6	0	0	1	44.2	22	12	8	1	0	10	0	53	1	0
	BALTIMORE	9	4	3.25	18	15	0	0	0	105.1	92	38	38	13	5	35	2	77	3	2
2013	BALTIMORE	11	8	3.78	30	28	0	0	0	171.1	157	81	72	24	3	53	3	120	4	0
	Minor Lg. Totals	21	24	3.68	157	50	1	1	15	437.2	399	208	179	38	33	122	4	349	21	3
	BALTIMORE TOTALS	20	12	3.58	48	43	0	0	0	276.2	249	119	110	37	8	88	5	197	7	2
	American League	20	12	3.58	48	43	0	0	0	276.2	249	119	110	37	8	88	5	197	7	2
	ML Totals	20	12	3.58	48	43	0	0	0	276.2	249	119	110	37	8	88	5	197	7	2

1-Signed by the Angels as an undrafted free agent, December 13, 2004
2-Selected by the Red Sox in the Rule 5 Draft, December 11, 2008
3-Signed by the Orioles as a minor league free agent, February 28, 2012

BATTING

YEAR	AVG	AB	R	H	2B	3B	HR	RBI	SH	SF	HBP	BB	IBB	SO	SB	CS	GDP	SLG	OBP
Career	.000	3	0	0	0	0	0	0	0	0	0	0	0	1	0	0	0	.000	.000

DIVISION SERIES

YEAR	CLUB	W	L	ERA	G	GS	CG	SHO	SV	IP	H	R	ER	HR	HB	BB	IB	SO	WP	BK
2012	BAL vs. NYY	0	0	1.29	1	1	0	0	0	7.0	5	1	1	0	0	0	0	8	0	0
Totals		0	0	1.29	1	1	0	0	0	7.0	5	1	1	0	0	0	0	8	0	0

FIELDING

P	PCT	G	PO	A	E	DP
2012	1.000	18	3	7	0	1
2013	.968	30	6	24	1	1
Totals	.976	48	9	31	1	2

SELECT COMPANY

When Miguel Gonzalez beat the Yankees in Game 3 of the 2012 Division Series at Yankee Stadium, he became the fifth pitcher to work seven or more innings and allow one run or fewer, one walk or fewer and strike out eight or more in a postseason game in the Bronx. The others:

Cliff Lee 10/18/10 (ALCS G3)
Cliff Lee 10/28/09 (WS1)
Curt Schilling 10/31/01 (WS4)
Burt Hooton 10/12/77 (WS2)
Don Newcombe 10/5/49 (WS1)





J.J. HARDY

2

SS

BATS RIGHT

THROWS RIGHT

HEIGHT 6'1

WEIGHT 190

BORN: August 19, 1982

OPENING DAY AGE: 31

BIRTHPLACE: Tucson, AZ

RESIDES: Tempe, AZ

CONTRACT STATUS: Signed through 2014

MAJOR LEAGUE SERVICE: 8 years, 164 days

ACQUIRED: December 9, 2010; acquired along with INF Brendan Harris from Minnesota in exchange for minor league RHPs Jim Hoey and Brett Jacobsen

GAME HIGHS & STREAKS

HITS: 5, May 6, 2012 at Boston...**RUNS:** 3, nine times, most recently August 25, 2013 vs. Oakland...**DOUBLES:** 2, 19 times, most recently June 9, 2013 vs. Tampa Bay...**TRIPLES:** 1, 13 times, most recently June 5, 2012 at Boston...**HR:** 2, 10 times, most recently June 1, 2013 vs. Detroit...**RBI:** 6, September 7, 2005 at Cincinnati...**SB:** 1, eight times, most recently September 14, 2013 vs. Toronto...**WALKS:** 3, twice, most recently August 3, 2009 at Los Angeles (NL)...**HITTING STREAK:** 19 games, April 19-May 8, 2007...**GRAND SLAMS:** 3, September 7, 2005 at Cincinnati off Chris Booker, May 12, 2007 at New York (NL) off Joe Smith and May 15, 2011 at Tampa Bay off Cesar Ramos...**LEADOFF HOME RUNS:** 4, June 7, 2011 vs. Oakland off Guillermo Moscoso, June 10, 2011 vs. Tampa Bay off Jeremy Hellickson, July 5, 2011 at Texas off Matt Harrison and July 28, 2011 at Toronto off Carlos Villanueva

2013 HIGHLIGHTS

- Earned 1st career start as AL SS (5,283,144 votes, 8th highest overall total in the AL) at the 2013 All-Star Game, his second career ASG (also 2007)...Went 0-for-2 with an RBI
- Won his second career Gold Glove, becoming the third shortstop in O's history to win the award in consecutive years, joining Cal Ripken, Jr. (1991-92) and Mark Belanger (six straight, 1973-78)
- Honored with his 1st career Silver Slugger Award (as AL SS)
- Led all AL shortstops in games (159) and double plays turned (108) and also ranked in the top 4 in assists (2nd – 403), putouts (3rd – 230), total zone runs (3rd – 4) and fielding percentage (4th – .981)
- Joined Derek Jeter (5), Jimmy Rollins (4), Alex Rodriguez (2) and Troy Tulowitzki (2) as active players with multiple Gold Gloves at SS
- Became the 4th active player (and 9th since 1901) with three 25+ HR seasons at SS (Rodriguez, Tejada and Tulowitzki)
- Is the only SS in MLB with at least 20 HR in each of the last three seasons
- Leads all MLB SS with 77 HR and 224 RBI since joining the O's in 2011
- Had season-long 13-game hit streak, May 3-18, during which he batted .360 (16-50) with a walk, two doubles, five HR, eight runs and 10 RBI
- Batted .312/.346/.540 in 52-game stretch, April 26-June 21
- Season-high four hits, June 6 @HOU
- Had 10th career two-HR game, June 1 vs. DET (Verlander)
- Became the 4th player with 3+ HR off Verlander in one season, joining Jim Thome (4x, '06), Victor Martinez (4x, '07) and Jermaine Dye (3x, '06)

PRO CAREER

2012: Led AL SS in G (158), putouts (244), assists (529) and fielding % (.992)...Led entire AL in assists (529) and was 2nd in AB (663) and PA (713)...Led league in fielding % and range factor for SS for second straight season...His .992 fielding % was the highest by an Oriole since Mike Bordick (.998) in 2002...529 assists are most by an AL SS since Cal Ripken (531) in 1989... Became the fourth O's SS to win a Gold Glove...Is the only SS in MLB with at least 20 HR in each of the past two seasons... Started at SS in every O's win (93-65), with the O's going 0-4 in games he did not start...Batted second in all but eight of his games played, with the team going 89-61 with him in the 2-hole...Had a .774 OPS and 15 of his 22 HR in 80 home games compared to .571 OPS in 78 road games...Went 2-for-3 with a HR on his bobblehead day, 9/30 vs. BOS...Set season-high with five RBI on four hits and collected ninth career multi-HR game (second this season), 9/11 vs. TB...Was his second 4+ hit game of the season...Had season-high seven-game hit streak, 8/19-28 (.345/.367/.586)...Batted .297/.366/.484 with 6BB, 3-2B, 3HR, 11R & 13RBI in 16 game stretch, 7/22-8/8...Hit game-tying HR in the 7th, 8/7 vs. SEA...Collected three hits and then season-high tying 3 RBI, 7/27 vs. OAK...Snapped an 0-for-28 with a game-tying HR in the bottom of the 13th inning, 7/14 vs. DET... Had career-high 5 hits, 3R & 2HR, 5/6 @BOS...Reached safely in season-high 13 straight, 4/27-5/10 (.316/.344/.667)...Batted .314/.352/.570 (7HR, 18RBI) in May (27G), leading ML SS in H (38), HR, RBI, TB (69), SLG & OPS (.922)...Hit second of AL record three consecutive HR to start the game for O's, 5/10 vs. TEX (G1)...Went 2-for-5 with a R and an RBI in AL Wild Card



Game @TEX...Hit game-winning RBI double in the 13th inning @NYY in G4 of the ALDS to send the series to a deciding 5th game...Went 3-for-22 in 5G vs. NYY in ALDS.

2011: Hit career-high 30 homers, becoming third O's shortstop to hit 30 in a season (Ripken in 1991 and Tejada 2004)...Tied his career-high with 80 RBI (also Milwaukee in 2007)...Named AL Player of the Week, August 8-14...Tied with Colorado's Troy Tulowitzki for most homers by shortstop (30) in the majors...Led AL shortstops with a .990 fielding percentage, 4.92 total chances per game, 3.2 assists per game and range factor per game (4.76)...His .491 slugging percentage led AL shortstops...From June 1 through the end of the season, tied with Albert Pujols for the third-most homers in the majors (28) behind Mark Reynolds (30) and Dan Uggla (29)...His 57 extra-base hits were 25th in the AL and second on the club behind Mark Reynolds' 65...Drove in a run in eight straight games August 2-12, the fourth longest streak in Orioles history and longest since Tejada collected an RBI in nine straight from April 8-17, 2005...Had 16 go-ahead RBI and seven game-winning RBI...Tied his career-high with four hits August 10 against Chicago...Batted .338 over a 35-game stretch from May 21-June 30 with 10 doubles, nine homers, 20 RBI and 24 runs scored...Hit nine home runs in June, the second most by a shortstop in franchise history behind Miguel Tejada's 10 in August 2007...Hit four leadoff home runs (June 7, June 10, July 5 and July 28), the most in a season by an Oriole since Brian Roberts hit four leadoff homers in 2005...Hit in 13 straight games August 17-30, going 20-for-59 (.339)...Homered in consecutive games June 1-3...Hit home runs in his first two games batting in the leadoff spot June 7 and June 10...Hit grand slam May 15 at Tampa Bay...Hit first home run as an Oriole May 10 against Seattle...Homered in nine consecutive series, May 30-June 29...Reached base safely five times on June 10 against Tampa Bay...Had a stint on the disabled list with a strained left oblique April 10-May 9...Batted .351/.397/.509 with 2 HR and 10 RBI in 57 spring at-bats (19 games)...Signed a three-year contract extension through 2014 on July 18.

2010: Played his first season with Minnesota after being acquired from Milwaukee in exchange for outfielder Carlos Gomez in the offseason...Was the Twins' Opening Day shortstop and hit safely in his first five games...His 101 games played as a shortstop were the most for a Twins shortstop since Jason Bartlett in 2007 (138 games)...Hit his first and second home runs as a Twin in back-to-back games, April 6 and 7 at Los Angeles (AL)...Scored the game-winning run on a wild pitch in the bottom of the ninth inning, May 4 vs. Detroit, after hitting a one-out triple...Had a nine-game hit-streak, April 25-May 25, batting .324 (12-for-37) with four doubles, a triple and three RBI during the span...Placed on the 15-day disabled list in the middle of the streak (May 11) with a left wrist contusion, missing 12 games and was reinstated May 25...Was placed back on the disabled list with left wrist contusion, June 11-July 3, missing 20 games...Returned to the lineup and batted .351 (26-for-74) with five doubles, a triple, a home run, eight RBI and 12 runs scored in 23 July games...Scored seven runs in a five-game span, July 24-30 as the Twins went 5-0 and he collected eight hits, including a triple, a homer and three RBI during that span...Made five errors in a 13-game span, August 11-September 2 after committing just three errors in his first 69 games prior to that...Tied a career-high by scoring three runs, September 20 vs. Cleveland (3-for-4 in the game).

2009: Made 110 starts for the Brewers, all at shortstop...Recorded his 500th career hit, June 26 vs. San Francisco with a solo home run off Matt Cain...Posted his seventh career four-hit game, June 29 vs. New York (NL)...Batted .229 (85-for-371) with 11 home runs and 45 RBI in 102 games before being optioned to Triple-A Nashville, August 12...Acquired by the Twins from the Brewers in exchange for Carlos Gomez, November 6.

2008: Made 143 starts at shortstop for the Brewers...Was named National League Player of the Week, June 30-July 6...Posted a season-high 16-game hit-streak from June 11-July 4...Had back-to-back four-hit games, July 3 at Arizona and July 4 vs. Pittsburgh...Recorded fourth career two-homer game, July 6 vs. Pittsburgh...Set career-highs in batting average (.283), doubles (31), triples (4) and walks (52)...Became just the third player in Brewers history to hit 20-or-more home runs as a shortstop in two different seasons (Robin Yount in 1980 and '82 and Jose Hernandez in 2001-'02)...Ranked second among MLB shortstops in home runs and third in RBI.

2007: Made 145 starts for Milwaukee, all at shortstop...Recorded career-high 19-game hit-streak, batting .418 (33-for-79), April 19-May 8...hit four home runs in three games, April 19-21, including his first career two-homer game, April 21 vs. Houston... Named Brewers Player of the Month for April...Hit second career grand slam, May 12 at New York (NL) off Joe Smith...Selected to his first All-Star Game in San Francisco as a reserve infielder and entered the game defensively, drawing a walk off Seattle's J.J. Putz in his only plate appearance...Had his second career two-homer game, August 17 vs. Cincinnati...Set career-highs in runs (89), hits (164), home runs (26), RBI (80), at-bats (592) and games played (151).

2006: Made the Brewers Opening Day roster for the second consecutive season and made 29 starts, all at shortstop...Was one of five Brewers (Hall, Miller, Clark and Fielder) to homer in the fourth inning, April 22 vs. Cincinnati, marking the fifth time in major league history that a team hit five homers in one inning...Was placed on the 15-day disabled list with a sprain of the distal teltoid ligament in his right ankle, May 16 and had season-ending surgery, undergoing a retinacular repair to stabilize the peroneal tendon in his right ankle (transferred to the 60-day disabled list, July 29).

2005: Made the Brewers' Opening Day roster for the first time in his career and spent the entire season with Milwaukee... Became the sixth Brewers player to make his major league debut in Opening Day starting lineup...Made 104 starts, all at shortstop and his major league debut, April 4 at Pittsburgh...Singled off Rick White for first career hit, April 4 at Pittsburgh...Hit his first career home run off Randy Wolf, June 11 at Philadelphia...Was second among NL rookies in doubles (22) and walks (44), third in RBI (50) and seventh in hits (92)...Played in the Arizona Fall League with the Peoria Javelinas.

2004: Spent entire season at Triple-A Indianapolis but played in just 26 games due to a shoulder injury...Batted .277 with four home runs and 20 RBI before suffering a torn labrum in his left shoulder, May 9 at Ottawa (underwent season-ending surgery, May 28, performed by Dr. Lewis Yocum)...Ranked as the third-best prospect in the Brewers organization by *Baseball America*, entering the 2005 season.



J.J. HARDY

2003: Spent entire season at Double-A Huntsville and was named to both the Southern League's Mid-Season and Post-Season All-Star teams...Named the third-best minor league shortstop by SportsTicker...Played in the MLB All-Star Futures Game, July 13 at U.S. Cellular Field...Played for the USA Olympic Qualifying Team...Was ranked the third-best prospect in the Brewers organization by *Baseball America*, entering the 2004 season.

2002: Began season at Single-A High Desert, where he batted .293 with six home runs and 48 RBI in 84 games before a July 17 promotion to Huntsville, where he batted .228 with one home run and 13 RBI in 38 games (combined to hit .273 with seven home runs and 61 RBI in 122 games between the two levels)...Played in the Arizona Fall League with the Maryvale Saguaros...Ranked as the sixth-best prospect in the Brewers organization by *Baseball America* entering the 2003 season.

2001: Spent his first professional season with the AZL Brewers and Ogden...Made his pro debut, July 21...Began the season in the Arizona League, batting .250 (5-for-20) with one RBI in five games...Transferred to Ogden, July 27 where he hit .248 with two home runs and 15 RBI in 35 games...Ranked 10th-best prospect in the Pioneer League by *Baseball America*...Ranked as the seventh-best prospect in the Brewers organization by *Baseball America*, entering 2002.

PERSONAL/MISCELLANEOUS

Was originally selected in the 2nd round of the 2001 First-Year Player Draft by the Milwaukee Brewers and signed by scout Brian Johnson...Is a 2001 graduate of Sabino (AZ) High School...was an All-State selection from 1999-2001 and an All-American selection in 2001...Was a member of the USA Junior National Team that won the silver medal in Edmonton, Alberta, Canada in 2000...Played for the USA Olympic Qualifying Team in 2003...Appeared in an episode of *The Young and the Restless* in 2007 (aired on June 20, 2007).

YEAR	CLUB	AVG	G	AB	R	H	2B	3B	HR	RBI	SH	SF	HBP	BB	IBB	SO	SB	CS	GDP	SLG	OBP
2001	AZL Brewers-1	.250	5	20	6	5	2	1	0	1	1	0	0	1	0	2	0	0	0	.450	.286
	Ogden	.248	35	125	20	31	5	0	2	15	3	1	0	15	0	12	1	2	2	.336	.326
2002	High Desert	.293	84	335	53	98	19	1	6	48	3	6	1	19	0	38	9	3	3	.409	.327
	Huntsville	.228	38	145	14	33	7	0	1	13	4	2	0	9	0	19	1	2	4	.297	.269
2003	Huntsville	.279	114	416	67	116	26	0	12	62	4	4	3	58	4	54	6	4	11	.428	.368
2004	Indianapolis	.277	26	101	17	28	10	0	4	20	0	2	0	9	0	8	0	0	1	.495	.330
2005	MILWAUKEE	.247	124	372	46	92	22	1	9	50	8	2	1	44	7	48	0	0	10	.384	.327
2006	MILWAUKEE	.242	35	128	13	31	5	0	5	14	0	1	0	10	0	23	1	1	4	.398	.295
2007	MILWAUKEE	.277	151	592	89	164	30	1	26	80	4	1	1	40	1	73	2	3	13	.463	.323
2008	MILWAUKEE	.283	146	569	78	161	31	4	24	74	5	2	1	52	3	98	2	1	18	.478	.343
2009	Nashville	.254	18	71	7	18	2	0	4	12	0	0	0	3	0	9	0	0	1	.451	.284
	MILWAUKEE	.229	115	414	53	95	16	2	11	47	1	5	2	43	0	85	0	1	14	.357	.302
2010	Beloit-2	.200	3	10	0	2	0	0	0	0	0	0	1	1	0	2	0	0	0	.200	.333
	MINNESOTA	.268	101	340	44	91	19	3	6	38	3	4	0	28	1	54	1	1	8	.394	.320
2011	BALTIMORE-3	.269	129	527	76	142	27	0	30	80	2	5	2	31	3	92	0	0	10	.491	.310
2012	BALTIMORE	.238	158	663	85	158	30	2	22	68	7	2	3	38	4	106	0	0	21	.389	.282
2013	BALTIMORE	.263	159	601	66	158	27	0	25	76	3	2	0	38	3	73	2	1	14	.433	.306
Minor Lg. Totals		.271	323	1223	184	331	71	2	29	171	15	15	5	115	4	144	17	11	22	.403	.332
BALTIMORE Totals		.256	446	1791	227	458	84	2	77	224	12	9	5	107	10	271	2	1	45	.434	.298
American League		.258	547	2131	271	549	103	5	83	262	15	13	5	135	11	325	3	2	53	.427	.302
National League		.262	571	2075	279	543	104	8	75	265	18	11	5	189	11	327	5	6	59	.428	.323
ML Totals		.260	1118	4206	550	1092	207	13	158	527	33	24	10	324	22	652	8	8	112	.428	.312

1- Selected by Milwaukee in the 2nd round of the 2001 First Year Player Draft

2- Traded to Minnesota for OF Carlos Gomez on November 6, 2009

3- Acquired by the Orioles with minor league INF Brendan Harris from Minnesota in exchange for minor league RHPs Jim Hoey and Brett Jacobsen, December 9, 2010

WILD CARD

YEAR	CLUB	AVG	G	AB	R	H	2B	3B	HR	RBI	SH	SF	HBP	BB	IBB	SO	SB	CS	GDP	SLG	OBP
2012	BAL vs. TEX	.400	1	5	1	2	0	0	0	1	0	0	0	0	0	1	0	0	0	.400	.400
Totals		.400	1	5	1	2	0	0	0	1	0	0	0	0	0	1	0	0	0	.400	.400

DIVISION SERIES

YEAR	CLUB	AVG	G	AB	R	H	2B	3B	HR	RBI	SH	SF	HBP	BB	IBB	SO	SB	CS	GDP	SLG	OBP
2008	MIL vs. PHI	.429	4	14	2	6	1	0	0	2	0	0	0	2	0	0	0	0	0	.500	.500
2010	MIN vs. NYY	.100	3	10	0	1	1	0	0	0	0	0	0	0	0	0	2	0	0	.200	.100
2012	BAL vs. NYY	.136	5	22	0	3	2	0	0	1	0	0	0	1	0	4	0	0	1	.227	.174
Totals		.217	12	46	2	10	4	0	0	3	0	0	0	3	0	6	0	0	1	.304	.265

ALL-STAR

YEAR	CLUB	AVG	G	AB	R	H	2B	3B	HR	RBI	SH	SF	HBP	BB	IBB	SO	SB	CS	GDP	SLG	OBP
2007	NL at SF	.000	1	0	0	0	0	0	0	0	0	0	0	1	0	0	0	0	0	.000	1.000
2013	AL at NYM	.000	1	2	0	0	0	0	0	1	0	0	0	0	0	0	0	0	0	.000	.000
Totals		.000	2	2	0	0	0	0	0	1	0	0	0	1	0	0	0	0	0	.000	.333

FIELDING

SS	PCT	G	PO	A	E	DP
2005	.975	119	133	259	10	52
2006	.986	32	51	91	2	25
2007	.978	149	168	397	13	83
2008	.977	145	202	430	15	86
2009	.983	112	146	318	8	61
2010	.976	100	150	289	11	62
2011	.990	129	211	403	6	79
2012	.992	158	244	529	6	113
2013	.981	159	230	403	12	108
Totals	.982	1103	1535	3119	83	669

ORIOLES SILVER SLUGGER AWARD WINNERS

The Orioles set a club record with three Silver Slugger Award winners in 2013.

The Silver Slugger Award was created in 1980.

Year	Winner	Pos	Year	Winner	Pos	Year	Winner	Pos
1983	Eddie Murray	1B	1991	Cal Ripken, Jr.	SS	2005	Miguel Tejada	SS
	Cal Ripken, Jr.	SS	1993	Cal Ripken, Jr.	SS	2008	Aubrey Huff	DH
1984	Eddie Murray	1B	1994	Cal Ripken, Jr.	SS	2013	CHRIS DAVIS	1B
	Cal Ripken, Jr.	SS	1996	Roberto Alomar	2B		J.J. HARDY	SS
1985	Cal Ripken, Jr.	SS	1998	Rafael Palmeiro	1B		ADAM JONES	CF
1986	Cal Ripken, Jr.	SS	2004	Miguel Tejada	SS			
1989	Cal Ripken, Jr.	SS		Melvin Mora	3B			
	Mickey Tettleton	CA						



Tommy HUNTER

29

RHP

BATS
RIGHTTHROWS
RIGHTHEIGHT
6'3"WEIGHT
260

BORN: July 3, 1986

OPENING DAY AGE: 27

BIRTHPLACE: Indianapolis, IN

RESIDES: Arlington, TX

CONTRACT STATUS: Signed through 2014

MAJOR LEAGUE SERVICE: 4 years, 66 days

ACQUIRED: July 30, 2011; from the Texas Rangers with INF Chris Davis in exchange for RHP Koji Uehara

GAME HIGHS & STREAKS

LONGEST OUTING: 9.0 innings, twice, most recently June 5, 2010 vs. Tampa Bay...**LOW HITTER:** 5, June 5, 2010 vs. Tampa Bay...**LONGEST RELIEF OUTING:** 4.2 innings, July 2, 2011 vs. Florida...**STRIKEOUT HIGH:** 8, twice, most recently April 18, 2012 vs. Chicago (AL)...**WALK HIGH:** 4, three times, most recently April 18, 2012 vs. Chicago (AL)...**HR ALLOWED:** 4, twice, most recently April 13, 2012 at Toronto...**WINNING STREAK:** 8 games, June 5-July 25, 2010...**LOSING STREAK:** 4 games, July 23-August 22, 2012

2013 HIGHLIGHTS

- Made his 2nd O's Opening Day roster and pitched out of the bullpen
- Tossed 86.1 innings as a reliever, 2nd most in the AL, in his 68 appearances (T-2nd on the club)
- Tossed 2.0 or more innings 13 times, pitching to a 0.30 ERA (29.1IP, 13H, ER, 3BB, 22K) in those games
- Allowed one or fewer runs in 61 of his 68 games
- Went 3-1 with two saves, a 1.54 ERA (46.2IP, 8ER), nine walks and 36 strikeouts in a 33-game stretch, April 12-July 10
- Recorded 1st ML save, April 20 vs. LAD (3.0IP, 3H, BB, 2K)
- Tied season-high with 3.0 scoreless IP and set season-high with four strikeouts, August 14 @ARI
- Posted a 2.06 ERA (43.2IP, 10ER) in 34 games at OPACY
- Held right-handed hitters to a line of .141/.190/.154 in 159 plate appearances while lefties hit .294/.322/.535 in 177 plate appearances
- In 40 games against teams that finished over .500, held hitters to a .528 OPS (.190/.224/.304 in 193 PA), posting a 2.41 ERA (52.1IP, 14ER)
- Posted a combined 2.18 ERA (33.0IP, 8ER) in 27 games vs. BOS (11G), TB (9G) and NYY (7G) but a 6.17 mark (11.2IP, 8ER) in 9G vs. TOR

PRO CAREER

2012: Had five stints with the O's, (4/4-5/7, 5/10-29, 6/9-6/30, 7/18-8/24, 9/3-end of season), setting career-highs in G (33), IP (133.2) and K (77)...Began the season in the rotation, where he went 2-1 with a 5.00 ERA (36.0IP, 20ER) in six starts before being optioned, 5/7...Overall, was 4-8 with a 5.71 ERA (116.2IP, 74ER) in 20 starts for the O's...Made 13 relief appearances, where he pitched to a 3.71 ERA (17.0IP, 7ER) and improved his K/9 from 4.7 as starter to 8.5 out of the pen...Went 3-0 and posted a 0.71 ERA (12.2IP, ER, 12K) in 10 September appearances out of the bullpen...Held hitters to a .255/.280/.298 line in 51 PA in those last 10 games...Won consecutive appearances, 9/18 @SEA and 9/22 @BOS, both extra-inning contests...Made three starts for Triple-A Norfolk (4.66 ERA; 19.1IP, 10ER) and two starts for Double-A Bowie (0.00ERA, 10.0IP)...Made 2 scoreless appearances in the ALDS vs. NYY (1.1IP, K).

2011: Was acquired from Texas on July 30 along with INF Chris Davis in exchange for RHP Koji Uehara...Began the season on the DL for Texas after suffering a strained right groin in a spring training start on March 24...Was reinstated from DL July 1 and made his season debut for Texas on July 2 at Florida in relief...Appeared in eight games for the Rangers, going 1-1 with a 2.93 ERA (15.1IP, 5ER)...Appeared in 12 games (11 starts) for the Orioles, going 3-3 with a 5.06 ERA (69.1IP, 39ER)...Threw seven scoreless innings to pick up the win September 16 against Los Angeles (AL)...Allowed nine homers in a four-start span August 26-September 11, going 1-2 in those four starts...Set a career-high with 10 hits allowed August 15 at Oakland and August 20 at Los Angeles (AL)...Appeared in eight games for Triple-A Round Rock, including a 2-1 mark with a 3.92 ERA (20.2IP, 9ER) in five starts for the Express...During his rehab start for Triple-A Round Rock on May 9, re-aggravated the groin injury on his final pitch...Made one appearance for Double-A Frisco on May 4, working 4.0 innings in his first appearance of the season.

2010: Joined the Rangers on June 5 and posted career-high 13 victories...Began the season on the DL and made six Triple-A starts after being activated in late April...Despite time missed, ranked among Texas staff leaders in quality starts (3rd, 13), starts (T-3rd), and innings (4th)...Began season 8-0 with a 2.31 ERA (62.1IP, 16ER) over his first 10 starts...Allowed a .196 (18-92) average with RISP...Had seven-straight quality starts, June 22-July 25...Posted career-high eight strikeouts, Sept. 11 vs. NYY...His 765 (13-4) winning pct. was best in the majors for the season...Went 7-0, 3.06 (67.2IP, 23ER) in 12 games/11 starts in Arlington...Made his season debut on June 5 vs. TB and recorded a 9.0-inning complete game in a 6-1 Texas victory...Earned a 3-1 win on July 3 vs. CWS (7.0IP, ER), his 24th birthday...Earned a victory on his birthday for the 2nd consecutive season, as his first major league win came on July 3, 2009 vs. TB...Suffered left oblique strain March 18 at Surprise Stadium while warming



up in bullpen just prior to his scheduled Cactus League start that night against MIL...Was shut down for remainder of camp and placed on ML 15-day DL, April 4...Stayed in Surprise for rehab work and pitched in extended spring training prior to joining Oklahoma City in late April...Was optioned to Triple-A Oklahoma City on April 28 and made 6 starts for the RedHawks, going 1-2 with a 4.05 ERA (26.2IP, 12ER)...Began his season with 18.0 consecutive scoreless innings until allowing a pair of runs in the 2nd inning of his 4th start.

2009: Hunter was a regular member of the Rangers' rotation over the final 3+ months of the season following his recall from Oklahoma City (AAA) on June 28...Had the 2nd-highest winning percentage on the staff (.600), ranked 3rd in wins (9), and placed 4th in starts (19) and innings (112.0)...Issued just 2.65 walks per 9 innings, the best ratio of any Texas starter...His .226 opponents average in Arlington was the lowest single-season figure ever by a pitcher with at least 10 starts at Rangers Ballpark...Had the 3rd-best winning percentage, the 9th-lowest ERA (4.10), and the 10th-most wins among American League rookies...Tied the Cubs' Randy Wells for the most victories by a major league rookie after the All-Star break...Recalled from Oklahoma City on May 29 and made spot start that night in Game 1 of doubleheader vs. Oakland without a decision (5.1 IP, 7 H, 3 R-ER)...returned to the RedHawks after that game...Joined the Rangers for remainder of year on June 28, losing that night to San Diego, 2-0 (6.1 IP, 7 H, 2 R-ER)...Recorded first major league victory in next start, his 23rd birthday, on July 3 vs. Tampa Bay...Was first big league pitcher to earn first ML win on his birthday since the Rangers' John Rheinecker on May 29, 2006 vs. Seattle, the only other time a Texas pitcher has accomplished the feat...Was 3-0, 1.11 (3 ER/24.1 IP) in 4 starts in July to earn Rangers Player of the Month honors...Had season-low 2.26 ERA through start on Aug. 12...according to *Elias Sports Bureau*, it marked the lowest ERA through 9 starts of a season by any rookie in Texas history, besting Jim Bibby's 2.58 mark in 1973...Tossed first ML complete game on Sept. 13 (G1) vs. Seattle...That was just the second CG ever by a Texas first-year pitcher at Rangers Ballpark in Arlington (Rick Helling, May 6, 1994 vs. Minnesota)...Combined to go 4-2, 4.18 (33 ER/71.0 IP) in 13 games/11 starts at Frisco (AA) and Oklahoma City (AAA)...Began year with Frisco, promoted to OKC on May 2...rated as club's 17th-best prospect entering the season by *Baseball America*.

2008: After beginning the year at the High-A level, Hunter advanced through the organization's top 3 levels and made 3 big league starts for the Rangers in August...Went 0-2, 16.36 (20 ER/11.0 IP) in 3 games/starts for the Rangers...Opponents batted .404 (23-57)...Was recalled by Texas on August 1 after Eric Hurley was placed on the disabled list with shoulder inflammation, taking no decision in big league debut that night vs. Toronto at Rangers Ballpark...With his debut, became just the 2nd player taken in the 2007 June Draft to appear in the major leagues...The only other player in Hunter's class to appear in the majors to that point was left-hander Ross Detwiler, who pitched 1.0 relief inning for Washington in September '07...Took losses in his final two starts, Aug. 6 vs. New York-AL (4.1 IP, 5 R-ER) and Aug. 14 at Boston (1.2 IP, 9 R-ER)...Was optioned back to Oklahoma City on August 16...Club elected not to make him a September call-up after his innings total reached 185.2 frames for the year, including Oklahoma City playoffs and big league work...Combined to go 13-8 with a 3.41 ERA (62 ER/163.2 IP) in 25 games/starts for Bakersfield (High-A), Frisco (AA), and Oklahoma City (AAA)...Had just 34 walks against 106 strikeouts in those outings...Pitched at least 50.0 innings at each of those 3 levels...His 13 wins tied Derek Holland for most by any pitcher in the Rangers organization for the year, majors or minors...His 3.41 ERA ranked 7th in the farm system...Entering the season, his professional experience consisted of 10 relief outings with short-season Spokane in 2007...Was rated the 15th-best prospect in the Rangers system entering the 2008 campaign by *Baseball America*...Promoted to Frisco May 19...Earned win in Double-A debut May 19 vs. San Antonio (7.0 IP, 5 H, 1 R-ER, 0 BB, 4 SO)...Was promoted to Oklahoma City July...With RedHawks, made a postseason start a short time after being struck in the forehead with a ball during batting practice, a blow which produced a welt...Participated in the club's pitching camp in January 2009 at Rangers Ballpark.

2007: Selected with the Rangers' 5th pick of the draft (54th overall) in the supplemental first round as compensation for losing free agent Mark DeRosa...Made his pro debut with Spokane...Took loss in allowing two earned runs in first pro appearance on August 5 vs. Salem-Keizer...Allowed just three earned runs over his final nine appearances, going 2-2, 1.67 in 16.2 innings...Tossed 16.0 innings before allowing his first/only walk of the season in his next-to-last appearance...Rated the no. 7 prospect in the Northwest League by *Baseball America* after the season...Also rated as 121st-best prospect in 2007 draft.

PERSONAL/MISCELLANEOUS

Raymond Thomas Hunter...Married the former Ellen Cohara, January 4, 2014...Attended Indianapolis Cathedral High School where he played baseball and football...Was a two-time Olympic judo champion...Originally drafted out of high school by Tampa Bay in the 18th round of the 2005 June Draft...Earned a gold medal with the 2006 USA National Baseball Team...Went 3-0, 3.80 (21.1IP, 9ER) in the tournament, posting 23 strikeouts to four walks in 14 games (one GS)...Signed by Rangers scout Jeff Wood...Played two seasons for the University of Alabama, where he was used as both a starter and a closer...Received Freshman Second-Team All-America honors with the Crimson Tide in 2006 after going 10-3, 3.30 (117.1IP, 43ER) with 80 strikeouts, 22 walks and one save over 20 games (16 starts)...Entered the 2007 college season as a preseason All-American, as selected by the National College Baseball Writers Association and Rivals...Was also listed on the 2007 Roger Clemens Award Watch List...Led Alabama's staff in wins (7), saves (5), innings pitched (107.0) and strikeouts (96) in 2007 as a draft-eligible sophomore...Registered a 3.87 ERA (46 ER/107.0 IP) in 26 games (11 starts)...Represented the Rangers in Sleep Experts' "Share the Warmth" Blanket Drive leading up to Thanksgiving 2009, an effort which benefitted domestic violence shelters in the Metroplex...Also represented the club in effort to replace stolen equipment for players on the Cedar Hill High School baseball team, whose field house was vandalized over their 2009 winter break.



Tommy HUNTER

YEAR	CLUB	W	L	ERA	G	GS	CG	SHO	SV	IP	H	R	ER	HR	HB	BB	IB	SO	WP	BK
2007	Spokane-1	2	3	2.55	10	0	0	0	1	17.2	15	7	5	0	0	1	0	13	0	0
2008	Bakersfield	5	4	3.55	9	9	0	0	0	58.1	63	26	23	6	2	8	0	50	4	0
	Frisco	4	2	3.78	8	8	0	0	0	52.1	52	24	22	5	3	17	1	28	2	0
	Oklahoma	4	2	2.89	8	8	0	0	0	53.0	55	18	17	6	0	9	0	28	1	0
2008	TEXAS	0	2	16.36	3	3	0	0	0	11.0	23	20	20	4	1	3	0	9	0	0
2009	Frisco	1	0	4.98	5	3	0	0	0	21.2	30	15	12	1	0	4	0	16	1	0
	Oklahoma City	3	2	3.83	8	8	0	0	0	49.1	53	25	21	5	2	16	0	35	0	0
	TEXAS	9	6	4.10	19	19	1	0	0	112.0	113	55	51	13	2	33	2	64	6	1
2010	Oklahoma City	1	2	4.05	6	6	0	0	0	26.2	28	12	12	2	0	11	0	14	0	0
	TEXAS	13	4	3.73	23	22	1	0	0	128.0	126	55	53	21	3	33	0	68	1	0
2011	Frisco	0	0	4.50	1	0	0	0	0	4.0	3	2	2	1	1	1	0	5	0	0
	Round Rock	2	2	5.06	8	5	0	0	1	26.2	37	17	15	2	1	3	0	16	0	0
	TEXAS	1	1	2.93	8	0	0	0	0	15.1	12	6	5	1	0	5	0	10	0	0
	BALTIMORE-2	3	3	5.06	12	11	0	0	0	69.1	88	44	39	11	4	10	1	35	0	0
2012	Bowie	1	0	0.00	2	1	1	1	1	10.0	3	0	0	0	0	1	0	6	0	0
	Norfolk	2	1	4.66	3	3	1	0	0	19.1	20	10	10	2	0	5	0	14	0	0
	BALTIMORE	7	8	5.45	33	20	0	0	0	133.2	161	85	81	32	4	27	2	77	0	1
2013	BALTIMORE	6	5	2.81	68	0	0	0	4	86.1	71	28	27	11	2	14	1	68	0	0
Minor Lg. Totals		25	18	3.69	68	51	2	1	3	339.0	359	156	139	30	9	76	1	225	8	0
BALTIMORE Totals		16	16	4.57	113	31	0	0	4	289.1	320	157	147	54	10	51	4	180	0	1
American League		39	29	4.47	166	75	2	0	4	555.2	594	293	276	93	16	125	6	331	7	2
ML Totals		39	29	4.47	166	75	2	0	4	555.2	594	293	276	93	16	125	6	331	7	2

1-Selected by Texas in the 1st round (54th overall) of the 2007 First Year Player Draft
2-Acquired by the Orioles with INF Chris Davis in exchange for RHP Koji Uehara, July 30, 2011

BATTING

YEAR	AVG	AB	R	H	2B	3B	HR	RBI	SH	SF	HBP	BB	IBB	SO	SB	CS	GDP	SLG	OBP
Career	.000	3	0	0	0	0	0	0	0	0	0	0	0	2	0	0	0	.000	.000

DIVISION SERIES

YEAR	CLUB	W	L	ERA	G	GS	CG	SHO	SV	IP	H	R	ER	HR	HB	BB	IB	SO	WP	BK
2010	TEX vs. TB	0	1	4.50	1	1	0	0	0	4.0	6	3	2	0	0	0	0	7	0	0
2012	BAL vs. NYY	0	0	0.00	2	0	0	0	0	1.1	0	0	0	0	0	0	0	1	0	0
Totals		0	1	3.38	3	1	0	0	0	5.1	6	3	2	0	0	0	0	8	0	0

CHAMPIONSHIP SERIES

YEAR	CLUB	W	L	ERA	G	GS	CG	SHO	SV	IP	H	R	ER	HR	HB	BB	IB	SO	WP	BK
2010	TEX vs. NYY	0	0	8.10	1	1	0	0	0	3.1	5	3	3	1	1	0	0	5	0	1
Totals		0	0	8.10	1	1	0	0	0	3.1	5	3	3	1	1	0	0	5	0	1

WORLD SERIES

YEAR	CLUB	W	L	ERA	G	GS	CG	SHO	SV	IP	H	R	ER	HR	HB	BB	IB	SO	WP	BK
2010	TEX vs. SF	0	1	4.50	1	1	0	0	0	4.0	5	2	2	1	0	1	0	1	0	0
Totals		0	1	4.50	1	1	0	0	0	4.0	5	2	2	1	0	1	0	1	0	0

FIELDING

P	PCT	G	PO	A	E	DP
2008	.500	3	0	1	1	0
2009	.944	19	3	14	1	1
2010	.962	23	9	16	1	1
2011	.947	20	7	11	1	2
2012	1.000	33	8	29	0	4
2013	.929	68	3	10	1	0
Totals	.957	166	30	81	5	8

OH, WHAT A RELIEF

Dave McNally holds the all-time Orioles record for most consecutive victories by a pitcher (17), when he did it, September 22, 1968-August 3, 1969, with all victories coming as a starter. The club record for consecutive wins by a reliever (10) is shared by Wes Stock (September 10, 1962-April 29, 1964) and Sammy Stewart (July 20, 1983-April 30, 1984). Stewart added a victory as a starter, giving him an overall 11-game streak.

NON-ROSTER INVITEE

71 Brock HUNTZINGER

BATS RIGHT THROWS RIGHT HEIGHT 6'3 WEIGHT 200 RHP

BORN: July 2, 1988

OPENING DAY AGE: 25

BIRTHPLACE: Anderson, IN

RESIDES: Anderson, IN

CONTRACT STATUS: Signed through 2014

MAJOR LEAGUE SERVICE: None

ACQUIRED: November 14, 2013; signed by the Orioles as a minor league free agent



2013 HIGHLIGHTS

- Went 5-2 with 13 saves and a combined 1.83 ERA (68.2IP, 14ER) in 49 relief outings with Double-A Portland (25G) and Triple-A Pawtucket (24)
- Was 2nd in the BOS minor league system with 13 saves
- Led the PawSox in ERA (min. 20.0IP), was 3rd with a 1.14 WHIP and 5th with 8.8 K/9.0IP
- Combined to hold lefties to a line of .162/.243/.253 in 111 plate appearances
- Posted a 1.09 ERA (33.0IP, 21H, 4ER, 27K) in a 24-game span, April 16-June 24
- Ended the season pitching to a 0.41 ERA (22.0IP, 17H, ER, 18K) in his final 13 outings, July 18-August 31 with PawSox

PRO CAREER

- 2012:** Returned to Double-A Portland and converted to a reliever for the 1st time after making four starts to begin the season... Led the Sea Dogs with a career-high 38 appearances (4 GS)...Went 4-1 with 6 saves and a 2.44 ERA (55.1IP, 15ER) as a reliever...Held left-handed opponents to a .202 AVG (24-119) overall between Portland and Triple-A Pawtucket...Named BOS Minor League Pitcher of the Month for June after going 1-0 with 2 saves and a 1.80 ERA (15.0IP, 3ER) in 9 games out of the bullpen with the Sea Dogs...Promoted to Pawtucket, August 28 and made two regular season appearances and one post-season outing with the PawSox...After the season, went 0-1 with a hold, a 1.93 ERA (14.0IP, 3ER) and 12 strikeouts in 10 appearances for Surprise of the Arizona Fall League.
- 2011:** Tied for 2nd among Sox minor leaguers with a career-high 123 strikeouts in 124.0 innings for Double-A Portland...Also led the Sea Dogs with 25 starts and was 2nd with 5 wins...Placed on the DL, May 22 and earned the win with 6.0 scoreless innings in his return, June 2 at New Britain...Struck out a career-high 11 over 6.0 innings, August 21 vs. Binghamton...Went 2-1 with a 5.40 ERA (26.2IP, 16ER) and 22 strikeouts in 8 games (6 starts) for Scottsdale of the Arizona Fall League.
- 2010:** Led High-A Salem with 134.2 innings and was named to the Carolina League Mid-Season All-Star Team...Placed 4th among qualifying CL starters in fewest base runners per 9.0 IP (11.56) and fewest unintentional walks per 9.0 IP (2.34)...Ranked 10th among qualifying Red Sox minor leaguers with a 4.14 ERA (134.2IP, 62ER)...Went 5-0 with a league-best 1.59 ERA (34.0IP, 6ER) in 6 May starts.
- 2009:** Led Single-A Greenville with 25 starts and 125.1 innings...Tied for the club lead and tied for 2nd among Red Sox farmhands with 10 wins...Ranked 5th in the Sox farm system and 3rd on the team with a career-high 102 K...Named South Atlantic League Pitcher of the Week, July 27-August 3...Took the loss in his only playoff start (6.0IP, 4ER).
- 2008:** Combined to go 7-3 with a 3.15 ERA (68.2IP, 24ER) between Lowell and Greenville...Began the year with Lowell and was 5-0 with a league-leading 0.64 ERA (42.0IP, 3ER) upon a 7/30 promotion to Greenville...Named New York-Penn League Pitcher of the Week, June 16-22 and July 14-20...Recorded 18.0-inning scoreless streak, July 3-20...Led all NYPL pitchers and Red Sox farmhands with a 0.67 July ERA (27.0IP, 2ER)...Rated by *Baseball America* as the NYPL's No. 13 prospect.
- 2007:** Made 4 appearances (3 starts) with the Gulf Coast League Red Sox in his pro debut.

PERSONAL/MISCELLANEOUS

Originally selected by Boston in the 3rd round of the 2007 First Year Player Draft out of Pendelton Heights (IN) HS...Went 7-0 with the lowest ERA in the state of Indiana at 0.16 (43.0IP, ER) as a senior in 2007.

YEAR	CLUB	W	L	ERA	G	GS	CG	SHO	SV	IP	H	R	ER	HR	HB	BB	IB	SO	WP	BK
2007	Gulf Coast-1	0	1	2.57	4	3	0	0	0	7.0	5	3	2	0	0	0	0	8	1	0
2008	Lowell	5	0	0.64	8	8	1	1	0	42.0	25	3	3	1	0	7	0	32	1	0
	Greenville	2	3	7.09	6	6	0	0	0	26.2	34	23	21	12	0	6	0	11	0	0
2009	Greenville	10	9	4.09	25	25	0	0	0	125.1	127	64	57	7	5	32	0	102	5	1
2010	Salem	7	8	4.14	25	25	1	0	0	134.2	135	69	62	14	3	35	0	69	8	1
2011	Portland	5	11	6.17	25	25	0	0	0	124.0	159	91	85	23	10	41	1	123	5	1
2012	Portland	4	5	3.93	38	4	0	0	6	71.0	60	35	31	4	2	24	1	55	3	0
	Pawtucket	0	0	6.00	2	0	0	0	0	3.0	4	2	2	0	0	1	0	4	0	0
2013	Portland	3	0	2.32	25	0	0	0	0	13	31.0	24	12	8	2	12	1	25	3	0
	Pawtucket	2	2	1.43	24	0	0	0	0	37.2	27	10	6	1	1	16	0	37	4	0
Minor Lg. Totals		38	39	4.14	182	96	2	1	19	602.1	600	312	277	64	21	174	3	466	30	2

1 - Selected by Boston in the 3rd round of the 2007 First Year Player Draft



Ubaldo JIMENEZ 31

RHP	BATS RIGHT	THROWS RIGHT	HEIGHT 6'5	WEIGHT 210
BORN: January 22, 1984		OPENING DAY AGE: 30		
BIRTHPLACE: Nagua, DR		RESIDES: Santo Domingo, DR		
CONTRACT STATUS: Signed through 2017				
MAJOR LEAGUE SERVICE: 6 years, 87 days				
ACQUIRED: February 19, 2014; signed by the Orioles as a free agent to a four-year contract				

GAME HIGHS & STREAKS

NO-HITTER: April 17, 2010 vs. Atlanta...**LONGEST OUTING:** 9.0 innings, five times, most recently June 1, 2011 vs. Los Angeles (NL)...**STRIKEOUT HIGH:** 13, twice, most recently September 29, 2013 vs. Minnesota...**WALK HIGH:** 6, eight times, most recently May 22, 2012 vs. Detroit...**HR ALLOWED:** 3, June 12, 2011 vs. Los Angeles (NL)...**WINNING STREAK:** 9 games, May 15-July 8, 2010...**LOSING STREAK:** 8 games, August 14, 2012-April 16, 2013

2013 HIGHLIGHTS

- Among AL leaders in ERA (10th, 3.30), strikeouts (9th, 194), walks (T-3rd, 80), wins (T-15th, 13), HR/9.0IP (12th, .79), K/9.0IP (4th, 9.56), lowest SLG % (8th, .367), road ERA (8th, 2.95) and AVG against with RISP (6th, .205 – 31-for-151)
- Named AL Pitcher of the Month for September (3rd career award, last May 2010), going 4-0 with 1.09 ERA (41.0IP, 5ER, 7BB, 51K) in six GS
- Led CLE in ERA, striking out 194 batters and compiling a team-high and career-best 9.6 strikeouts per 9.0IP
- Ended the season having allowed 3 ER or fewer in 13 straight GS dating back to July 22
- Struck out 194 batters and finished 4th in the AL with a career-best 9.6K/9.0IP
- Went 6-5 with a 1.82 ERA (84.0IP, 17ER, 27BB, 100K) in 12 GS after the All-Star break
- His second half ERA was the 2nd-lowest in MLB (Kershaw, LAD, 1.59)
- Fanned 10 batters in consecutive starts, August 23 vs. MIN and 29 @ATL for the first time in his career
- Tied career-high with 13 K's, September 29 vs. MIN (6.2IP, ER) in AL Wild Card-clinching win
- Joined Kazimierz Matuszowski with 150+ K, the 4th time in CLE history three teammates did it in the same season
- According to Elias, became the 3rd CLE hurler since 1979 to record three 10K efforts in a span of four starts (August 23-September 9)
- Finished the season with a sub-4.00 ERA for the first time since 2010 (2.88)
- Allowed 3 ER or fewer in 27 of his 32 GS, going 12-6 with a 2.15 ERA (163.1IP, 39ER) in those 27 starts
- Posted a 2.41 ERA (138.0IP, 37ER) over his final 23GS dating back to May 27
- Allowed 2 runs or fewer in 21 of his last 28 starts

PRO CAREER

2012: Spent full season with CLE, finishing with a 9-17 record, the most losses by an Indians pitcher since Tom Candiotti in 1987 (18)...In addition to leading the AL in losses, he led the league in wild pitches (16) and finished 2nd in walks, 5th in runs allowed and 6th in earned runs allowed...Went 3-3 with a 2.93 ERA in seven GS, June 1-July 7 (46.0IP, 38H, 15ER, 16BB, 44K)...Recorded his 12th career double-digit strikeout game, August 9 vs. BOS, a season-high 10K...From June 10-August 31, fanned 94 batters over 91.1 innings covering 16 GS (9.3K/9.0IP)...Allowed one hit over 7.0IP in his season debut, April 7 vs. TOR (ND, 7.0IP, H, 2ER, 3BB, 3K)...Served 5-game suspension handed down by MLB, April 8-14, stemming from spring training incident @COL on April 1...Season ended after start of September 22 @KC (4.1IP, 7H, 5ER) due to a sprained right ankle...ERA in his 14 wins and no-decisions was 2.69 (87.0IP, 26ER)...ERA at home (3.70) was three runs lower than his road ERA (6.82).

2011: Went a combined 10-13 with a 4.68 ERA (188.1IP, 186H, 98ER, 78BB, 180K) in 32 GS between CLE and COL...180 K's were tied for 26th in MLB and 8.6K/9.0IP ranked 14th...His two CG's ranked 2-9th in the NL despite being traded out of the NL on July 31...At the time of the trade to CLE, was 8th among NL pitchers in K/9.0IP (8.6), 15th in K (118) and 21st in AVG against (.251)...Made 2nd straight Opening Day start for COL, April 1 vs. ARI...Became just the 4th pitcher in club history to start consecutive Opening Day games...On the 15-day DL, April 2-18 with a torn cuticle on his right pitching thumb that dated back to spring training...Did not win his first game until his 10th start, June 1 @LAD (9.0IP, 4H, 7K), his 3rd career shutout...Went 3-2 with a 2.45 ERA in six June starts (40.1IP, 37H, 11ER, 33K)...Struck out 40 batters in 32.0 July innings...Last start with COL on July 31 @SD was career shortest (1.0IP, removed after being traded)...Left COL as the all-time franchise leader in strikeouts (773), 2nd in ERA (3.66), 3rd in wins (56) and 4th in IP (851.0) and GS (137)...Made CLE debut, August 5 @TEX (ND, 5.0IP, 7H, 5ER, 3BB, 7K, HR)...Earned 1st AL win, August 10 vs. DET (8.0IP, 5H, 3R/0ER, BB, 6K)...Posted season-high and CLE 2011 team-high 10K in earning 2nd win with CLE, August 26 vs. KC (11th game of 10+ K in career).

2010: Set COL single season record for wins by a starter (19), ERA (2.88), strikeouts (214), average against (.209) and fewest



HR (10)...Led the NL in win % (.704), was 2nd in AVG against (.209), 3rd in wins (19) and K (214), T-3rd in CG (4), 7th in IP (221.2) and 8th in ERA (2.88) and finished 3rd in the NL Cy Young voting...Became the first COL pitcher to throw a no-hitter, April 17 @ATL (6BB, 7K, 128P, 31 BF) and was the starting pitcher for the NL in the All-Star Game, first Rockies pitcher to start an ASG and the 4th Dominican player to throw a no-hitter...Had a COL record 9-straight winning decisions, May 15-July 8 and set a club record with 33.0 consecutive scoreless IP, May 15-June 6...With his 14th win, June 28 @SD, he became the first pitcher to have 14 wins in his first 16 starts since Pedro Martinez in 1999 (14-2 in his first 16 starts)...The last pitcher to go 14-1 or better in his first 16 starts was John Smoltz in 1996 (14-1)...On June 17 @MIN, he became the first pitcher in 24 years to win at least 13 of his first 14 starts (Clemens, 14-0 in 15 GS for 1986 BOS)...Was the first NL pitcher to win 13 of his first 14 starts in 98 years, since Rube Marquard of the NYG won his first 18 starts in 1912...Had two consecutive scoreless innings streaks of 25.0 innings or longer (also 25.1IP, April 17-May 3)...The last pitcher to have two scoreless IP streaks of at least 25.0IP in a season was Jack Morris in 1986...Is the third pitcher in history to allow 2-or-fewer runs in each of his first 12 starts of a season (also DET's Al Benton in first 15 GS in 1945 and CIN's E. Volquez in his first 12 GS in 2008...With his win July 8 vs. STL, he became the first NL pitcher to have at least 15 wins prior to the ASG since Greg Maddux in 1988 (15-3 with CHC), just the 26th pitcher in ML history to have 15 pre-ASG wins...Fanned career-high 13, May 3 @SD...Increased his wins total in each of the four seasons from 2007-10 and lowered his ERA in each season...Ranked 3rd in the NL in fewest HR allowed per 9.0IP (0.41).

2009: Finished T-4th in the NL in wins, 6th in IP and K, T-7th in starts...Going 9-3, 3.08 (102.1IP, 35ER) after the All-Star break...Set club record for Quality Starts (24)...Pitched at least 6.0 innings in 29 of his starts, including franchise-best 25 consecutive outings, May 1-September 7...Threw 2nd-most pitches (3,570) in the NL...Limited opposing hitters to a .229 average, the 8th-lowest mark in the NL...Opponent SLG % (.326) was the 4th-lowest mark in the NL...Finished 5th in the NL with a 2.07 GB/FB ratio...Joined Adam Wainwright as only NL pitchers in top-10 in GB/FB ratio and K...Appeared in one game for the Dominican Republic in the World Baseball Classic (March 10 vs. NED) and set a WBC record with 10 K...Started a total of five playoff games for COL, including starting both Games 1 and 4 of the NLDS vs. PHI.

2008: Joined Aaron Cook as the first two RHP in club history to win 10+ games and have a sub-4.00 ERA in the same season...Allowed 3 ER or fewer in 27 of his 34 GS...Recorded 172 strikeouts, ranking 14th in the NL...Tied for the NL league lead in starts (34)...Finished 2nd in the NL with both 103 walks and 16 wild pitches...Opponents had a .348 slugging pct. against him, the 6th-lowest opponents mark in the NL and the lowest mark ever for a COL starter...Allowed 11 HR, tied with Tim Lincecum and Jair Jurrjens for the fewest in the NL...Posted then career-best 11 strikeouts May 10 @SD...Ranked and second in the NL in fewest HR allowed per 9.0IP (0.50).

2007: Despite spending the first half of the season in the minors, ranked 4th on the COL staff with 68 strikeouts...Recalled from Triple-A Colorado Springs, July 17 @PIT...Took no-decision in his COL season debut, July 19 @WAS...Earned his first MLB win, July 29 vs. LAD...Recorded a career-high 10 strikeouts, September 30 vs. ARI...Went 0-1, 2.25 (16.0IP, 4ER) in three postseason starts...Made his postseason debut in Game 3 of the NLDS, October 6 vs. PHI...Took the loss in Game 2 of the World Series, October 25 @BOS (4.2IP, 3H, 2ER).

2006: Made his MLB debut with two relief appearances for COL in late September...Split the rest of the year between Double-A Tulsa and Triple-A Colorado Springs...Made his MLB debut September 26 vs. LAD, tossing a scoreless 8th (2H)...Started the season finale October 1 vs. CHC (6.2IP, 3H, 3ER)...Combined to go 14-4, 3.80 (151.2IP, 64ER) with 150 K in 26 GS in the minors...Ranked 1st in wins (14) and 3rd in strikeouts (150) in COL system...Opponents hit .194 at Double A...Went 7-0 in his final 8 starts, and posted a 0.28 ERA (32.0IP, ER) and .099 average against in his final five games...Was starting pitcher for North squad in Texas League All-Star Game...Named 6th-best TL prospect by *Baseball America* after the season.

2005: Combined to go 7-8, 4.66 (135.1IP, 70ER) in 26 games (25GS) while returning from a shoulder injury...Ranked 2nd in the COL system with 131 K...Began the year with Modesto of the High-A California League...Went 5-3, 3.98 (72.1IP, 32ER) in 14 games/starts for the Nuts...Compiled a 2.91 ERA (43.1 IP, 14 ER) over his first 9 appearances...Was Cal League's starting pitcher for All-Star Game against Carolina League...Was promoted to Double-A Tulsa after that appearance.

2004: Missed the majority of 2004 due to a scapular stress reaction in his right shoulder (posterior shoulder strain)...In 44.1 IP, allowed only 29 hits (.184 average against) with 12 walks and 61 strikeouts...Made his first start, April 9 vs. San Jose and had 12 K in 6.0 IP while allowing only 2 hits and a walk...Was named the Organizational Player of the Month for April (3-0, 1.57 ERA)...Through his first six starts, was 4-0, 1.50 and had fanned 53 batters in 36 innings (13.25/9.0 IP)...At the time, sat atop *Baseball America's* "Prospect Hot Sheet" of the best prospects in all of minor league baseball...Was pulled after just 3.0 innings during May 18 start vs. Stockton due to a right shoulder strain, an injury that would essentially end his season...Tried to make a comeback late in the year, getting a start on August 1 vs. San Jose, only to be removed after two pitches because of discomfort in the shoulder...Participated in the Fall Instructional League with no problems.

2003: In his first full season in the United States, ranked 4th in the SAL in strikeouts (138), 5th in innings (153.2) and T-4th in starts (27) at Single-A Asheville...Had a no-hitter for 7.1 innings June 18 at South Georgia, finishing with one hit over 8.0 innings...Transferred to Visalia, August 31 in time for the Cal League playoffs.

PERSONAL/MISCELLANEOUS

Ubaldo Jimenez (Garcia)...Pronounced oo-BAHL-doh hih-MEHN-ehz...Originally signed by COL as a non-drafted free agent, April 25, 2001.



Ubaldo JIMENEZ

YEAR	CLUB	W	L	ERA	G	GS	CG	SHO	SV	IP	H	R	ER	HR	HB	BB	IB	SO	WP	BK
2002	Casper-1	3	5	6.53	14	14	0	0	0	62.0	72	46	45	6	5	29	1	65	2	3
2003	Asheville	10	6	3.46	27	27	0	0	0	153.2	129	67	59	11	14	67	0	138	9	0
	Visalia	1	0	0.00	1	0	0	0	0	5.0	3	0	0	0	0	1	0	7	0	0
2004	Visalia	4	1	2.23	9	9	1	0	0	44.1	29	15	11	1	3	12	0	61	1	0
2005	Modesto	5	3	3.98	14	14	0	0	0	72.1	61	35	32	5	5	40	1	78	4	0
	Tulsa	2	5	5.43	12	11	0	0	0	63.0	58	40	38	12	4	31	0	53	7	0
2006	Tulsa	9	2	2.45	13	13	1	1	0	73.1	49	21	20	2	4	40	1	86	3	1
	Colorado Springs	5	2	5.06	13	13	0	0	0	78.1	74	49	44	7	7	43	1	64	10	1
	COLORADO	0	0	3.52	2	1	0	0	0	7.2	5	4	3	1	0	3	0	3	0	0
2007	Colorado Springs	8	5	5.85	19	19	1	0	0	103.0	110	74	67	9	3	62	0	89	11	0
	COLORADO	4	4	4.28	15	15	0	0	0	82.0	70	46	39	10	6	37	4	68	3	0
2008	COLORADO	12	12	3.99	34	34	1	0	0	198.2	182	97	88	11	10	103	4	172	16	0
2009	COLORADO	15	12	3.47	33	33	1	0	0	218.0	183	87	84	13	10	85	6	198	8	3
2010	COLORADO	19	8	2.88	33	33	4	2	0	221.2	164	73	71	10	9	92	7	214	16	1
2011	COLORADO	6	9	4.46	21	21	2	1	0	123.0	118	68	61	10	7	51	5	118	6	0
	CLEVELAND-2	4	4	5.10	11	11	0	0	0	65.1	68	43	37	7	2	27	0	62	2	0
2012	CLEVELAND	9	17	5.40	31	31	0	0	0	176.2	190	116	106	25	8	95	3	143	16	1
2013	CLEVELAND	13	9	3.30	32	32	0	0	0	182.2	163	75	67	16	3	80	0	194	8	0
Minor Lg. Totals		47	29	4.34	122	120	3	1	0	655.0	585	347	316	53	45	325	4	641	47	5
American League		26	30	4.45	74	74	0	0	0	424.2	421	234	210	48	13	202	3	399	26	1
National League		56	45	3.66	138	137	8	3	0	851.0	722	375	346	55	42	371	26	773	49	4
ML Totals		82	75	3.92	212	211	8	3	0	1275.2	1143	609	556	103	55	573	29	1172	75	5

1 - Signed by Colorado as an amateur free agent, April 25, 2001

2 - Acquired by Cleveland in exchange for Drew Pomeranz, Alex White, Matt McBride and Joseph Gardner, July 30, 2011

BATTING

YEAR	CLUB	AVG	AB	R	H	2B	3B	HR	RBI	SH	SF	HBP	BB	IBB	SO	SB	CS	GDP	SLG	OBP
Career		.114	273	12	31	0	0	0	9	33	0	0	17	0	94	0	0	4	.114	.166
Post-Season		.143	7	0	1	0	0	0	0	1	0	0	0	0	4	0	0	0	.143	.143

DIVISION SERIES

YEAR	CLUB	W	L	ERA	G	GS	CG	SHO	SV	IP	H	R	ER	HR	HB	BB	IB	SO	WP	BK
2007	COL vs. PHI	0	0	1.42	1	1	0	0	0	6.1	3	1	1	1	0	4	0	5	0	0
2009	COL vs. PHI	0	1	5.25	2	2	0	0	0	12.0	15	7	7	2	0	3	1	11	0	0
Totals		0	1	3.93	3	3	0	0	0	18.1	18	8	8	3	0	7	1	16	0	0

CHAMPIONSHIP SERIES

YEAR	CLUB	W	L	ERA	G	GS	CG	SHO	SV	IP	H	R	ER	HR	HB	BB	IB	SO	WP	BK
2007	COL vs. ARI	0	0	1.80	1	1	0	0	0	5.0	5	1	1	0	0	4	1	6	1	0
Totals		0	0	1.80	1	1	0	0	0	5.0	5	1	1	0	0	4	1	6	1	0

WORLD SERIES

YEAR	CLUB	W	L	ERA	G	GS	CG	SHO	SV	IP	H	R	ER	HR	HB	BB	IB	SO	WP	BK
2007	COL vs. BOS	0	1	3.86	1	1	0	0	0	4.2	3	2	2	0	1	5	0	2	0	0
Totals		0	1	3.86	1	1	0	0	0	4.2	3	2	2	0	1	5	0	2	0	0

ALL-STAR

YEAR	CLUB	W	L	ERA	G	GS	CG	SHO	SV	IP	H	R	ER	HR	HB	BB	IB	SO	WP	BK
2010	NL at LAA	0	0	0.00	1	1	0	0	0	2.0	2	0	0	0	0	1	0	1	0	0
Totals		0	0	0.00	1	1	0	0	0	2.0	2	0	0	0	0	1	0	1	0	0

WORLD BASEBALL CLASSIC

YEAR	CLUB	W	L	ERA	G	GS	CG	SHO	SV	IP	H	R	ER	HR	HB	BB	IB	SO	WP	BK
2009	Dom. Republic	0	0	0.00	1	1	0	0	0	4.0	2	0	0	0	0	0	0	10	0	0
Totals		0	0	0.00	1	1	0	0	0	4.0	2	0	0	0	0	0	0	10	0	0

FIELDING

P	PCT	G	PO	A	E	DP
2006	1.000	2	0	2	0	0
2007	.880	15	8	14	3	1
2008	.923	34	16	32	4	1
2009	.967	33	12	47	2	2
2010	.973	33	10	26	1	3
2011	.955	32	14	28	2	1
2012	.966	31	12	16	1	3
2013	.905	32	5	14	2	1
Totals	.945	212	77	179	15	12

52

Steve JOHNSON

BATS	THROWS	HEIGHT	WEIGHT	RHP
RIGHT	RIGHT	6'1	220	

BORN: August 31, 1987

OPENING DAY AGE: 26

BIRTHPLACE: Baltimore, MD

RESIDES: Kingsville, MD

CONTRACT STATUS: Signed through 2014

MAJOR LEAGUE SERVICE: 1 year, 12 days

ACQUIRED: July 30, 2009; from the Los Angeles Dodgers with INF Josh Bell in exchange for LHP George Sherrill



GAME HIGHS & STREAKS

LONGEST OUTING: 6.0 innings, twice, most recently August 25, 2012 vs. Toronto...**LONGEST RELIEF OUTING:** 3.0 innings, three times, most recently September 18, 2012 at Seattle...**STRIKEOUT HIGH:** 9, August 8, 2012 vs. Seattle...**WALK HIGH:** 4, May 11, 2013 vs. Minnesota...**HR ALLOWED:** 2, June 5, 2013 vs. Houston...**WINNING STREAK:** 4 games, August 8-September 24, 2012...**LOSING STREAK:** 1 game, May 11, 2013

2013 HIGHLIGHTS

- Had four stints with the O's (3/31-4/30, 5/11, 5/25-8/3, 9/5-end of season), in addition to two DL trips (3/23-4/30 – right lat strain and 6/6-8/2 – left oblique strain)
- Made one start for the Birds, allowing six earned runs in 4.0IP, May 11 @MIN
- Had eight relief appearances, posting a 5.40 ERA (11.2IP, 7ER)
- Pitched to a 3.68 ERA (7.1IP, 3ER) in six appearance stretch, May 29-September 21
- Tossed season-high 2.1 scoreless relief innings, May 29 vs. WAS
- Recorded season-high tying five strikeouts twice, May 25 @TOR (2.2IP) and June 5 @HOU (2.1IP)

PRO CAREER

2012: Had four stints with the O's (7/2-3, 7/15, 8/8-9 & 8/14-end of season) after having his contract selected from Triple-A Norfolk, 6/3...Became 22nd player born in MD to play for the O's, the first to make his debut since John Bale in 2001...Went 4-0 to start his career, trailing only Travis Driskill, Rocky Coppinger and Jerry Walker (5-0) and Ben McDonald (6-0) for longest undefeated stretch to begin his ML career with the Orioles...Made ML debut, 7/15 vs. DET (2.0IP, H, ER, 2BB, 2K, HR to Miguel Cabrera)...Made first ML start, 8/8 vs. SEA (W, 6.0IP, 5H, 2ER, 2BB, 9K), 23 years to the day his father, Dave, made his first career start in Baltimore & earned the win...Went 3-0 with a 2.86 ERA (22.0IP, 7ER, 10.2 K/9) in 4 starts and 1-0 with a 1.10 ERA (16.1IP, 2ER, 11.6 K/9) in 8 relief appearances...Did not allow a hit to opponents in 24 PA (20AB, 3BB, SH) with RISP...Posted a 0.81 ERA (22.1IP, 2ER, 27K) in 7 games (2 starts), 8/25-9/24...Struck out career-high nine batters, 8/8 vs. SEA...Was equally effective against lefties (.563 OPS in 75PA) and righties (.560 OPS in 76PA)...Posted a 2.86 ERA (91.1IP, 29ER) in 19 games (14 starts) with the Tides, including a 0.53 ERA (17.0IP, ER) in 5 relief appearances at Triple-A.

2011: Went 5-1 with a 2.16 ERA (58.1IP, 14ER) and 59 K's in 10 starts for Triple-A Norfolk...Went season-high 8.0IP on May 31 vs. Richmond (H, 2ER, BB, 7K)...Was tied for 3rd in games started (17) and 4th in innings pitched (87.1) and strikeouts (63) for the Baysox...Went 2-7 with a 5.56 ERA (87.1IP, 54ER) in 17 starts for the Tides...Struck out season-high seven on August 25 vs. Gwinnett...Pitched for Mesa in the AFL, posting a 2.96 ERA (24.1IP, 8ER) in eight starts.

2010: Tied for the Eastern League lead with 28 games started and finished 5th with 128 strikeouts...Led the Baysox in starts, innings pitched and strikeouts...Struck out a season-high 10 July 20 against Binghamton.

2009: Made seven starts for Bowie and pitched to a 2.84 ERA after being acquired from the Dodgers on July 30...Struck out 38 batters in just 37.0 innings pitched...Was named Eastern League Pitcher of the Week August 31-September 7, when he went 2-0 with a 1.42 ERA and struck out 14 in 12.2 innings pitched.

2008: Was named to the Midwest League All-Star Team and started the game for the East team...Was promoted to Inland Empire on June 25.

2007: Made 16 starts for Great Lakes and pitched to a 4.85 ERA.

2006: Led the Pioneer League with 86 strikeouts...Was named Pioneer League Pitcher of the Week for June 26-July 2 when he totaled 17.1 innings over three starts and struck out 27 of the 58 batters he faced.

2005: Pitched in six games (three starts) for the GCL Dodgers and struck out 14 while walking four.

PERSONAL/MISCELLANEOUS

Graduated from St. Paul's (MD) HS...Is the son of former major league pitcher (Pirates, Orioles, Tigers) and current MASN analyst Dave Johnson...Was a member of the 2004 Youse's Maryland Orioles' National Championship Team...Helped St. Paul's to their first MIAA "A Conference" Championship as a freshman and repeated the feat his sophomore year...Was selected to Baltimore's All-Metro team all four years in high school, the first player in the 50+ year history of the award to accomplish the feat.



Steve JOHNSON

YEAR	CLUB	W	L	ERA	G	GS	CG	SHO	SV	IP	H	R	ER	HR	HB	BB	IB	SO	WP	BK
2005	Gulf Coast-1	0	2	9.53	6	3	0	0	0	11.1	18	12	12	1	4	4	0	14	1	1
2006	Jacksonville	0	0	0.00	2	0	0	0	0	4.2	2	0	0	0	1	2	0	3	0	0
	Ogden	5	5	3.89	14	14	0	0	0	78.2	79	37	34	4	10	25	1	86	6	0
2007	Great Lakes	3	6	4.85	18	16	0	0	0	81.2	90	57	44	2	4	40	0	65	4	1
2008	Great Lakes	9	2	2.34	13	13	0	0	0	73.0	59	21	19	4	3	25	0	57	2	1
	Inland Empire	3	6	7.10	11	11	0	0	0	52.0	68	47	41	9	1	21	0	55	0	0
2009	Inland Empire	8	4	3.82	18	16	0	0	1	96.2	94	50	41	14	6	42	0	102	2	0
	Chattanooga	1	1	1.69	2	2	0	0	0	10.2	8	5	2	1	1	3	0	15	0	0
	Bowie-2	3	2	2.84	7	7	0	0	0	38.0	24	13	12	3	3	17	0	37	2	0
2010	Bowie-3/4	7	8	5.09	28	28	0	0	0	145.0	144	87	82	24	11	78	1	128	12	0
2011	Bowie	5	1	2.16	10	10	0	0	0	58.1	40	14	14	7	2	15	0	59	0	0
	Norfolk	2	7	5.56	17	17	0	0	0	87.1	101	56	54	7	4	47	0	63	5	0
2012	Norfolk	4	8	2.86	19	14	1	0	0	91.1	66	38	29	7	6	31	0	86	3	0
	BALTIMORE	4	0	2.11	12	4	0	0	0	38.1	23	9	9	4	0	18	1	46	1	0
2013	Gulf Coast	0	0	0.00	1	1	0	0	0	2.0	0	0	0	0	0	1	0	3	0	0
	Aberdeen	0	0	3.00	2	2	0	0	0	6.0	5	2	2	1	2	2	0	6	0	0
	Norfolk	2	3	4.11	10	8	0	0	0	46.0	40	22	21	4	0	17	0	52	5	0
	BALTIMORE	1	1	7.47	9	1	0	0	0	15.2	14	13	13	2	0	13	1	20	1	0
Minor Lg. Totals		52	55	4.15	178	162	1	0	1	882.2	838	461	407	88	58	370	2	831	42	3
BALTIMORE Totals		5	1	3.67	21	5	0	0	0	54.0	37	22	22	6	0	31	2	66	2	0
American League		5	1	3.67	21	5	0	0	0	54.0	37	22	22	6	0	31	2	66	2	0
ML Totals		5	1	3.67	21	5	0	0	0	54.0	37	22	22	6	0	31	2	66	2	0

1- Selected by the Dodgers in the 13th round of the 2005 First Year Player Draft
 2- Acquired by the Orioles with minor league INF Josh Bell in exchange for LHP George Sherrill, July 30, 2009
 3- Selected by San Francisco in the Rule 5 Draft, December 10, 2009
 4- Returned to the Orioles, March 16, 2010

FIELDING

P	PCT	G	PO	A	E	DP
2012	1.000	12	0	2	0	0
2013	1.000	9	0	1	0	0
Totals	1.000	21	0	3	0	0

ALL IN THE FAMILY

Two sets of brothers and six father-son combinations have played for the Orioles. The brother combos are the Ripleys, Cal (1981-2001) and Bill (1987-92 and 1996); and catcher Dick Brown (1963-65) and his brother Larry (1973), an infielder. The father-son duos are third baseman Bob Kennedy (1954-55) and his son, catcher Terry (1987-88); outfielders Don Buford (1968-72) and his son Damon (1993-95); pitchers John O'Donoghue Sr. (1968) and John Jr. (1993); outfielders Dave May (1967-70) and his son, Derrick (1999); outfielders Tim Raines Sr. and his son Tim (2001); and pitchers Dave (1989-91) and Steve Johnson (2012-current). The Raineses were the second father-son teammates in major league history as Ken Griffey Sr. and Jr. played together in Seattle in 1990-91.

10

Adam JONES

BATS	THROWS	HEIGHT	WEIGHT	CF
RIGHT	RIGHT	6'3	225	

BORN: August 1, 1985 **OPENING DAY AGE:** 28
BIRTHPLACE: San Diego, CA **RESIDES:** San Diego, CA
CONTRACT STATUS: Signed through 2018
MAJOR LEAGUE SERVICE: 6 years, 139 days
ACQUIRED: February 8, 2008; from the Seattle Mariners with LHP George Sherrill and minor leaguers RHP Chris Tillman, RHP Kam Mickolio and LHP Tony Butler in exchange for LHP Erik Bedard



GAME HIGHS & STREAKS

HITS: 4, 10 times, most recently August 6, 2013 vs. San Diego...**RUNS:** 4, twice, most recently September 17, 2012 at Seattle...**DOUBLES:** 2, 10 times, most recently June 16, 2013 vs. Boston...**TRIPLES:** 1, 22 times, most recently July 23, 2013 vs. Kansas City...**HR:** 2, three times, most recently July 26, 2013 vs. Boston...**RBI:** 5, July 28, 2008 vs. New York (AL)...**SB:** 2, twice, most recently May 19, 2013 vs. Tampa Bay...**WALKS:** 2, 16 times, most recently July 13, 2013 vs. Toronto...**HITTING STREAK:** 20 games, May 10-29, 2012...**GRAND SLAMS:** 1, July 28, 2008 at New York Yankees off Dave Robertson...**WALK-OFF HOME RUNS:** 2, June 9, 2012 vs. Philadelphia off B.J. Rosenberg and May 24, 2011 vs. Kansas City off Joakim Soria...**INSIDE THE PARK HOME RUNS:** 1, May 22, 2010 at Washington off Craig Stammen

2013 HIGHLIGHTS

- In 6th season with the O's, was named to 3rd AL All-Star Team, won 3rd career Gold Glove and 1st Silver Slugger Award
- Was the leading vote getter among all AL OF (6,793,577), the 3rd highest vote total for any AL player
- Went 1-for-3 with a 2B & R in All-Star Game
- Was the 1st Oriole OF in club history to be honored with a Silver Slugger Award
- Led AL outfielders in HR (33) and RBI (108) and was 3rd in doubles (35) and SLG (.493) and 6th in AVG (.285)
- Joined Paul Blair (seven straight, 1969-75) as the only O's OF to receive a Gold Glove in consecutive seasons
- Led AL CF in G (156), assists (11) and putouts (352) – led AL CF for 3rd time in the last 4 seasons) and ranked 3rd in fielding % (.995)
- Finished the season in the AL top-10 in: AB (2nd – 653); RBI (3rd – 108); R (4th – 100); G (T-4th – 160); HR (6th – 33) & H (8th – 186)
- Joined by only teammate Chris Davis, Miguel Cabrera and Paul Goldschmidt with a 30-HR, 100-R, 100-RBI season in 2013... Jones/Davis combined for the 10th and 11th such season in club history (1st since Tejada in 2004)
- Became the 2nd O's OF with three 25+ HR seasons (also Frank Robinson)
- Is one of seven hitters to record 25+ doubles and HR in each of the last three seasons (also Beltré, Bruce, Cabrera, Cano, Fielder and Soriano)
- Has hit 30+ HR in consecutive seasons...Joined by Jay Bruce as only hitters in MLB to have 35+ doubles and 30+ HR in both 2012 and 2013
- Recorded his 3rd career three-hit game on Opening Day, April 2 @TB (also 2009 and 2010)
- Over his last five Opening Days, is batting .476 (10-21) with four doubles, a triple, a homer, five runs scored and five RBI
- Had four season-long 9-game hit streaks: April 2-11 and 20-28, June 12-21 and August 1-11
- Hit 9th inning game-winning HR off Rivera, July 7 @NYY
- Had 3rd career two-HR game, July 26 vs. BOS
- Tied career-high with four hits, August 6 @SD
- Hit 30th HR, collecting 100th RBI, September 5 vs. CWS, his first 100 RBI season
- On September 25 vs. TOR, snapped 322 consecutive games played streak (dating back to 9/26/11)
- Set new career-high with 33rd HR, September 27 vs. BOS
- Batted .292/.326/.513 with 28 of his 33 HR in 129 G (549 PA) out of the clean-up spot
- Hit .358/.389/.582 with 4 HR and 15 RBI in 16 games (72 PA) vs. the NL West
- Batted .182/.240/.227 in 22 AB in the World Baseball Classic, adding 2R, 2B, 4RBI and 2SB in 6G
- Two-RBI double vs. Team Canada helped Team USA advance to round 2

PRO CAREER

2012: Signed a 6-year contract extension through 2018 on 5/27...Named MVO for second-straight season, the seventh Oriole to win the award in consecutive seasons...Made second All-Star team (0-for-1) and won his second career Gold Glove Award (also 2009 for both)...Led AL centerfielders in games (162) and putouts (439 – led for second time in last 3 seasons), ranking 2nd in range factor per game (2.75) and 3rd in assists (7)...Is one of three Orioles outfielders who have won Gold Glove Awards



Adam JONES

(Paul Blair, 1967 & 1969-75 and Nick Markakis, 2011)...Placed 6th in AL MVP voting...Was 1 of 4 players to play in 162 games (Prince Fielder, Ichiro & Starlin Castro)...Ranked in the top-10 in the AL in G (T-1st, 162); AB (4th, 648); TB (4th, 327); R (T-1st, 103); H (7th, 186); 2B (T-8th, 39); HR (T-10th, 32)...Posted career-highs in G, AB, R, H, 2B, HR, SB (16), AVG (.287), SLG (.505), OPS (.839) and TB...20 of his 32 HR either tied the game (3) or gave the O's the lead (17), with the team going 23-8 when he homered...Hit three game-winning HR in 12th inning or later this season, the first player in last 40 years to do so (Elias)...Hit game-winning HR in 11th, 9/19 @SEA, his first 30-AR season...Tied career-high (second time) with four runs, 9/17 @SEA...Hit go-ahead HR in 8th, 9/6 vs. NYY, his 15th go-ahead HR of '12...Set new career-high with 26th HR, 8/30 vs. CWS (J. Quintana)...Hit 100th HR of career, 8/28 vs. CWS...Had game-winning RBI in the 14th inning, 8/7 vs. SEA, his 4th GW hit in the 12th inning or later...Tied career-high with four hits, 6/12 vs. PIT...Hit 12th inning walk-off HR, 6/9 vs. PHI (second career)...Had career-long 20-game hit streak, 5/10-29 (.358/.398/.716), tied for longest streak in MLB in 2012 at that point...Homered in 15th inning, 5/16 @KC to give O's win...Became first player since Mark McGwire in 1988 to homer in the 15th inning or later twice in the same season...Hit go-ahead HR in the 17th inning, 5/6 @BOS, becoming the first Oriole to homer that late since Andy Etchebarren hit a walk-off HR in the 19th inning, 6/4/67 vs. WAS...Batted .292/.393/.833 with 4HR and 10RBI in 28PA in extra-innings...Had three 10-game hit streaks, first player with three such streaks in team's first 40 games since Brian Roberts ('05)...Hit .380 (49-129) with a 1.075 OPS in his third plate appearance against a starter in a game...Went a combined 2-for-26 in 6 post-season games vs. TEX & NYY.

2011: Named Most Valuable Oriole, setting single-season career-highs with 151 G, 26-2B, 25 HR, 83 RBI, 12 SB, 53 XBH and a .466 SLG %...16 assists led all ML CF and was 2nd among all AL OF...Is 5th in the majors with 41 assists since becoming an Oriole in 2008...Had season-high nine-game hit streak, August 12-21 (.455; 15-33)...Had eight-game hit streak, July 30-August 6 (.364; 12-33)...Had a seven-game RBI streak, June 18-25, collecting nine RBI in that span...Hit first career walk-off home run on May 24 vs. KC off Joakim Soria...It was the first walk-off homer for the Orioles since August 9, 2010 when Brian Roberts went deep off Chicago's J.J. Putz in the 10th inning...Tied career-high with four hits three times: May 11 vs. SEA, June 17 @WAS and August 20 @LAA...Collected season-high 4 RBI, August 6 vs. TOR...Hit safely in 21 of 26 games w/ an AB in May, collecting 11 multi-hit games and batting .343/.390/.463 on the month...Batted .295 with 21 HR and an .829 OPS in 454 PA vs. RHP and .242 with 4 HR and a .665 OPS in 164 PA vs. LHP...Hit 19 of his 25 HR at home, slugging .551 at OPACY compared to .379 on the road...Batted .383 with a 1.072 OPS in 16 games in the clean-up spot...Hit .328 (20-61) with 22 RBI in 65 PA with 2 outs and runners in scoring position...Batted .339/.397/.559 with 6 XBH and 9 RBI in 18 games vs. BOS...Hit .591/.625/.909 with 4 XBH and 6RBI in 6 G vs. SEA.

2010: Hit 19 home runs on the season, matching his career high (2009)...Tied a career-high with four hits (fourth time) on September 11 at Detroit...Led club and tied for 2nd in the American League with 12 outfield assists...His 12 assists were the most by a ML centerfielder...Batted .314 with eight doubles, a triple, nine home runs, 26 RBI and 26 runs in 44 games from June 5-July 27...Finished with a .320 avg. (T-22nd in AL), eight HR (T-2nd) and 21 RBI (T-11th) also ranked 7th with a .600 slugging percentage in June...Had career and team season-high 13 game hitting streak, May 14-27 (.320 16-50)...Reached base safely in 17 straight games, July 30-August 16...Hit safely in 18 of 19 games from May 8-27, batting .329 (24-73)...Batted .348 in Interleague play, 18th-best in the American League.

2009: Set career-highs with 83 runs, 131 hits, 22 doubles, 19 HR, 70 RBI, 36 walks, a .277 average, .335 OBP and .457 SLG despite playing just 119 games...Won first career Gold Glove in CF, becoming first Oriole to win a Gold Glove since Mike Mussina (1999)...Was the first O's outfielder to win a Gold Glove since Paul Blair (1975)...Also made first career All-Star Team, going 0-for-1 with a sacrifice fly that scored the game winning run...According to Elias, Jones, 23, is the third-youngest player with a game-winning RBI in the eighth inning or later of an All-Star Game, behind Ted Williams (1941) and Hank Blalock (2003), each of whom did it at age 22...Became the youngest Oriole to make the AL squad since Mike Mussina (also 23) in 1992 and the youngest O's position player to make the squad since Cal Ripken Jr. (22) in 1983...Was the first O's outfielder to appear in the Midsummer Classic since Melvin Mora in 2003...Had first career multi-HR game, May 12 vs. TB (Sonnanstine), collecting a season-high four RBI...Hit the front end of back-to-back homers with Nick Markakis, July 22 @NYY, in the top of the 9th inning...Tied a team season-high with three extra-base hits on May 9 vs. NYY...Collected a season and career-high tying four hits, July 22 @NYY, among 41 multi-hit games...Hit safely in career-high nine straight games twice; May 8-22 (.447; 17-38) and April 23-May 2 (.405; 17-42)...Hit 15 of his career-high 19 home runs vs. RHP, with 11 HR either tying game (two) or giving the O's the lead (nine)...Batted .359/.433/.628 with nine walks, a SB, seven doubles, a triple, 4HR, 18 RBI and AL leading 24 R in 20 April games (78 AB)...Collected a team-high 10 multi-hit games in April...Batted .303 (97-320) with 12 HR and 47 RBI in 80 games before the All-Star break and .222 (34-169) in 39 games after the break...Hit .306 (56-183) with 20 extra-base hits, 24 RBI and 31 runs scored in 47 games vs. AL East opponents...Hit .309 (58-188) with a .910 OPS in 48 wins and .256 (73-285) with a .712 OPS in 71 losses...Batted .310 (106-342) hitting 1st or 2nd and .191 (25-131) batting 3rd, 4th or 5th...Hit .311 (32-103) with runners in scoring position...Batted .369 (45-122) in 32 day games...Placed on 15-day disabled list with a sprained left ankle on September 8, retroactive to September 2...Transferred to 60-day DL on September 9.

2008: Finished the year tied for 6th in the AL with seven triples...Reached base safely in 43 of his last 55 games, beginning June 27 @WAS, going 60-for-208 (.288) with 6 doubles, 5 triples, 5 home runs, 35 runs scored and 29 RBI...Batted .353 (12-34) against the Mariners, who traded him to the O's in the Erik Bedard deal...Batted .323 (32-99) with 5 2B, 3B, 2HR, 13R and 12 RBI in 27 June games...Homered in consecutive games June 5 @MIN and June 6 @TOR...The homer in Minnesota proved to be the game winner in a 3-2 win, while the 2R HR in Toronto gave the Birds a two-run lead in a game they held on to win by a run...Hit in 8 straight games, June 27-July 4, going 15-for-32 (.469) with 2 3B, 9 R and 7 RBI...Hit in 13 of 14 games, June 27-July 11, going 22-for-53 (.415) with 2 2B, 3 3B, HR, 12R and 13RBI...Recorded two 4-hit games (May 20 @NYY and June 28 @WAS) and eight



3-hit games...Posted a career-high 5 RBI July 28 at New York with a grand slam off David Robertson and an RBI triple off Mike Mussina...Drove in 4R May 20 @NYY and September 8 vs. CLE with a HR off Brendan Donnelly...Gave the O's a walk-off win vs. CWS April 17 with a RBI single in the bottom of the 10th inning...Hit the last 3B in the history of Yankee Stadium in the second inning September 21, 2008...Recorded first Orioles hit and run scored April 2 vs. TB off Matt Garza. Later that night drove in his first run and stole his first base as an Oriole...Was placed on the disabled list August 5, retroactive to August 3, after breaking his left foot by fouling a pitch off of it August 2 at Seattle...Was activated from the disabled list September 1.

2007: Named Seattle organization's Minor League Player of the Year for the second time after leading Mariner minor leaguers with a .314 batting average while finishing tied for the organization lead in home runs (24) and tied for third in RBI (84)...Was named to the Triple-A All-Star team by both *Baseball America* and *Topps*...Also was named a 2nd-team minor league All-Star by *Baseball America*...Finished 3rd in the Pacific Coast League a .586 slugging percentage...Started in the 2007 Triple-A All-Star Game and was named PCL Player of the Week, June 11-17...Was recalled from Triple-A Tacoma on August 3 and made his season debut for Seattle that night, starting in left field vs. Boston...Went 2-for-4 and scored 2 runs...Appeared in 38 games combined between the three outfield positions, making 16 starts (LF-11, CF-3, RF-2)...Recorded had a career-high 3 hits and had 4 runs on August 9 @BAL...The four runs scored set Mariners single-game record by a rookie...Homered and a season-high 2 RBI on August 30 @CLE...Had a game-tying pinch-hit home run in the 8th inning on September 12 vs. OAK...Began his second straight season at Tacoma, appearing in 93 games in CF and 8 in RF...Had 4 multi-homer games and hit 2 leadoff home runs, May 10 at Round Rock and June 1 vs. Omaha...Recorded a run in a season-high 7 consecutive games, July 8-17...Went 5-for-5 with a run scored, 2 extra-base hits and 3 RBI on July 17 at Salt Lake...Recorded 34 multi-hit games, including 13 three-hit games, 3 four-hit games and one five hit game...Had 22 multi-RBI games.

2006: In his first season since being converted to the outfield, became one of 13 players to make his major league debut with Seattle during the season...Was selected from Triple-A Tacoma on July 14 and made his debut that night @TOR, starting in center field and going 0-for-3 with a walk...Collected first ML hit July 18 @NYY, a single off Sidney Ponson in the 6th inning...Had gone 0-for-12 to begin his big league career, the longest 0-fer by a Mariner to open a major league career (Ricky Nelson, Donell Nixon and Rich Amaral were all 0-for-11)...Hit his first home run on August 10 @TEX (Eaton)...Was optioned to Tacoma on August 22 and recalled again on September 8...Was named Tacoma's MVP by the Mariners Minor League Department, batting .287 in 96 games with 19 doubles, 4 triples, 16 HR and 62 RBI.

2005: Split the season between Class-A Inland Empire and Double-A San Antonio (Double-A), setting career-highs in hits (148), doubles (30), triples (8) and home runs (15) and earning Mariners' Minor League Player of the Year honors...Started season with Inland Empire, hitting safely in 50 of 68 games...Recorded a season-high 11-game hit streak, batting .468 (22-47) with 14 runs, 7 doubles, 2 triples, 3 home runs and 13 RBI, May 21-June 1...Was promoted to San Antonio on June 22...Batted .352 (31-88) with 14 runs, 9 extra base hits and 6 RBI in 25 games in July...Played for the Peoria Javelinas in the Arizona Fall League following the season and was converted from shortstop to center field.

2004: Led Double-A Wisconsin in RBI, games played, hits, multi-hit games (42), multi-RBI games (17) and total bases (206)...Had a season-high 9-game hitting streak June 8-17...Hit a grand slam at Quad City on May 25...Recorded his first career multi-homer game on July 31 at Battle Creek...Was transferred to Class-A Inland Empire on September.

2003: Began his pro career with Rookie-level Peoria...Hit safely in 7 of 8 games to start his career...Had 8 multi-hit games, including four 3-hit games...Was promoted on September 2 to Class-A Everett, where he had 3 multi-hit games in 3 starts.

PERSONAL/MISCELLANEOUS

Graduated from Morse HS in San Diego, CA in June 2003...Hit .406 with 27 RBI and four home runs during his senior season, while posting a 3-3 record with a 2.71 ERA on the mound...Was drafted in the first round (37th selection overall) by Seattle in the 2003 First Year Player Draft and was signed by Mariners scout Tim Reynolds.

YEAR	CLUB	AVG	G	AB	R	H	2B	3B	HR	RBI	SH	SF	HBP	BB	IBB	SO	SB	CS	GDP	SLG	OBP
2003	AZL Mariners-1	.284	28	109	18	31	5	1	0	8	3	1	10	5	0	19	5	1	1	.349	.368
	Everett	.462	3	13	2	6	1	0	0	4	0	1	0	1	0	3	0	0	1	.538	.467
2004	Wisconsin	.267	130	510	76	136	23	7	11	72	4	7	5	33	0	124	8	4	13	.404	.314
2005	Inland Empire	.295	68	271	43	80	20	5	8	46	2	5	8	29	0	64	4	5	4	.494	.374
	San Antonio	.298	63	228	33	68	10	3	7	20	2	2	3	22	1	48	9	4	4	.461	.365
2006	Tacoma	.287	96	380	69	109	19	4	16	62	1	1	6	28	1	78	13	4	12	.484	.345
	SEATTLE	.216	32	74	6	16	4	0	1	8	0	0	0	2	0	22	3	1	3	.311	.237
2007	Tacoma	.314	101	420	75	132	27	6	25	84	0	2	11	36	1	106	8	7	7	.586	.382
	SEATTLE	.246	41	65	16	16	2	1	2	4	1	0	1	4	0	21	2	1	0	.400	.300
2008	BALTIMORE-2	.270	132	477	61	129	21	7	9	57	2	5	7	23	0	108	10	3	12	.400	.311
2009	BALTIMORE	.277	119	473	83	131	22	3	19	70	0	3	7	36	3	93	10	4	13	.457	.335
2010	BALTIMORE	.284	149	581	76	165	25	5	19	69	2	2	13	23	1	119	7	7	17	.442	.325
2011	BALTIMORE	.280	151	567	68	159	26	2	25	83	1	12	9	29	2	113	12	4	16	.466	.319
2012	BALTIMORE	.287	162	648	103	186	39	3	32	82	0	2	13	34	0	126	16	7	15	.505	.334
2013	BALTIMORE	.285	160	653	100	186	35	1	33	108	0	3	8	25	4	136	14	3	15	.493	.318
Minor Lg. Totals		.291	489	1931	316	562	105	26	67	296	12	19	43	154	3	442	47	25	42	.476	.354
BALTIMORE Totals		.281	873	3399	491	956	168	21	137	469	5	27	57	170	10	695	69	28	88	.464	.324
American League		.279	946	3538	513	988	174	22	140	481	6	27	58	176	10	738	74	30	91	.460	.322
ML Totals		.279	946	3538	513	988	174	22	140	481	6	27	58	176	10	738	74	30	91	.460	.322

1-Selected by Seattle in the 1st round of the 2003 First Year Player Draft

2-Acquired by the Orioles from Seattle with LHP George Sherrill, RHP Chris Tillman, RHP Kam Mickolio and LHP Tony Butler in exchange for LHP Erik Bedard, February 8, 2008

FRONT
OFFICE

ORIOLES
REACH

MANAGER &
COACHES

ADAM
JONES

2013
IN REVIEW

OPPONENTS

MINOR
LEAGUES

RECORDS &
HISTORY

ORIOLE PARK

MEDIA

FRONT
OFFICE

ORIOLES
REACH

MANAGER &
COACHES

ADAM
JONES

2013
IN REVIEW

OPPONENTS

MINOR
LEAGUES

RECORDS &
HISTORY

ORIOLE PARK

MEDIA



Adam JONES

WILD CARD

YEAR	CLUB	AVG	G	AB	R	H	2B	3B	HR	RBI	SH	SF	HBP	BB	IBB	SO	SB	CS	GDP	SLG	OBP
2012	BAL vs. TEX	.000	1	3	0	0	0	0	0	1	0	1	0	0	0	1	0	0	0	.000	.000
Totals		.000	1	3	0	0	0	0	0	1	0	1	0	0	0	1	0	0	0	.000	.000

DIVISION SERIES

YEAR	CLUB	AVG	G	AB	R	H	2B	3B	HR	RBI	SH	SF	HBP	BB	IBB	SO	SB	CS	GDP	SLG	OBP
2012	BAL vs. NYY	.087	5	23	0	2	0	0	0	0	0	0	0	0	0	6	0	0	0	.087	.087
Totals		.087	5	23	0	2	0	0	0	0	0	0	0	0	0	6	0	0	0	.087	.087

ALL-STAR

YEAR	CLUB	AVG	G	AB	R	H	2B	3B	HR	RBI	SH	SF	HBP	BB	IBB	SO	SB	CS	GDP	SLG	OBP
2009	AL at STL	.000	1	1	0	0	0	0	0	1	0	1	0	0	0	0	0	0	0	.000	.000
2012	AL at KC	.000	1	1	0	0	0	0	0	0	0	0	0	0	0	0	0	0	0	.000	.000
2013	AL at NYM	.333	1	3	1	1	1	0	0	0	0	0	0	0	0	2	0	0	0	.667	.333
Totals		.200	3	5	1	1	1	0	0	1	0	1	0	0	0	2	0	0	0	.400	.167

WORLD BASEBALL CLASSIC

YEAR	CLUB	AVG	G	AB	R	H	2B	3B	HR	RBI	SH	SF	HBP	BB	IBB	SO	SB	CS	GDP	SLG	OBP
2013	USA	.182	6	22	2	4	1	0	0	4	-	-	-	2	-	6	2	0	-	.227	.240
Totals		.182	6	22	2	4	1	0	0	4	-	-	-	2	-	6	2	0	-	.227	.240

FIELDING

OF	PCT	G	PO	A	E	DP
2006	.960	26	67	5	3	1
2007	.953	38	39	2	2	1
2008	.991	129	336	4	3	1
2009	.986	118	349	9	5	1
2010	.984	149	422	12	7	6
2011	.980	148	379	16	8	5
2012	.982	162	439	7	8	0
2013	.995	156	352	11	2	0
Totals	.985	926	2383	66	38	15

ROBERTO CLEMENTE AWARD

Since 1971, Major League Baseball has annually presented an award that recognizes a player who best exemplifies the game of baseball through sportsmanship, community involvement and positive contributions to his team.

In 1973, following the tragic death of Roberto Clemente, the award was named to honor the man whose spirit and goodwill will always be remembered. The 12-time All-Star and Hall-of-Famer was killed in a plane crash in 1972 on his way to deliver food and medical supplies to earthquake victims of Nicaragua. The award recognizes those individuals who truly understand the value of helping others.

A panel of baseball dignitaries, including Vera Clemente and Commissioner Allan H. (Bud) Selig, annually selects the winner from a list of 30 candidates, one from each major league club. These local winners are announced in September during Roberto Clemente Day. The winner of the National Roberto Clemente Award is announced during a pregame ceremony at the World Series. Past winners include Clayton Kershaw, Carlos Delgado, John Smoltz, Edgar Martinez, Jamie Moyer, Jim Thome, Curt Schilling, Al Leiter, Tony Gwynn, Willie Mays, Ozzie Smith and Cal Ripken Jr.

In 2013, Adam Jones was the Orioles nominee for the Roberto Clemente Award. Jones and the Baltimore Orioles Charitable Foundation donated \$75,000 to the Boys and Girls Club of Metropolitan Baltimore to allow for a project that would provide a new Learning and Technology Center. He also provided bats and catchers gear to 30 teams in the Baltimore Orioles' Reviving Baseball in Inner Cities (RBI) program. He is also personally supporting a Jackie Robinson Foundation scholar, ALANAH GRISHAM, a freshman studying neurobiology at Spelman College from San Diego, CA. Through this grant, Alanah will be supported for four years.

In addition to his financial generosity, Jones has continued his relationship with the Boys and Girls Club, by hosting clinics on the field at Oriole Park in conjunction with the Professional Baseball Athletic Trainers Society's PLAY (Promoting a Lifetime of Activity for Youth) campaign. He also partnered with the Coppin State University women's softball team to conduct their annual Baltimore City Youth Baseball and Softball Clinic for over 300 children.

Each year since arriving in Baltimore Adam has donated \$5,000 a year to the OriolesREACH ticket and gameday experience, which hosts thousands of underprivileged youth as part of the Gameday Experience Program where group members receive game tickets, concessions vouchers, an Orioles t-shirt, a cap and transportation to and from the game.

On Jackie Robinson Day, Jones hosted over 100 Orioles RBI League players and coaches for a private screening of the movie "42." Adam met each member of the league that attended and talked to the athletes about what Jackie Robinson meant to him.

Additionally, Adam served as Honorary Chair for the Y's 2013 Send a Kid to Camp campaign to help raise funds needed to provide a safe, productive summer for children from struggling families throughout Central Maryland. This year's fundraising topped \$238,000, more than doubling last year's total of \$117,000.

NON-ROSTER INVITEE

63

Caleb JOSEPH

BATS	THROWS	HEIGHT	WEIGHT	CA
RIGHT	RIGHT	6'3	180	CA

BORN: June 18, 1986

OPENING DAY AGE: 27

BIRTHPLACE: Franklin, TN

RESIDES: Franklin, TN

CONTRACT STATUS: Signed through 2014

MAJOR LEAGUE SERVICE: None

ACQUIRED: Selected by the Orioles in the 7th round of the 2008 First Year Player Draft



2013 HIGHLIGHTS

- Named 2013 *Topps* Minor League Baseball Player of the Year for the Eastern League
- Ranked second in the EL in RBI (97) and hits (155), and tied for second in slugging percentage (.494)
- His .299 batting average was the EL's fourth-best mark, as were his 22 home runs and 55 extra-base hits
- His on base percentage was the fifth-highest in the league (.386)
- Finished the season as the Baysox all-time leader in hits (416) RBI (237), games played (428), and second in franchise history with 52 home runs
- His 97 RBI in 2013 were tied for the fourth-highest total in Baysox history
- Was named to the Eastern League's Mid-Season All-Star Team as well as the league's Season-Ending All-Star Team
- Named Eastern League Player of the Week, June 10-16

PRO CAREER

2012: Led all Orioles minor league catchers in home runs (12), RBI (55), runs scored (38) and extra-base hits (30)...Threw out 39 of 99 would-be base stealers between Bowie and Norfolk...Committed only three errors in 634 chances...Tied his career high with two homers on July 22.

2011: Spent the season with Double-A Bowie, batting .257 with 15 doubles and 41 RBI in 107 games...Had an 11-game hit streak, June 7-June 24...Had a season-high 4 hits on July 9 at Altoona, going 4-7 with a double and two runs.

2010: Spent the season with Double-A Bowie, batting .235 with a .669 OPS in 106 games for the Baysox...Hit .322 with an .852 OPS in June, his best month of the season...Collected season-high 3 hits five times; April 10 vs. Richmond, May 5 at Harrisburg, May 15 vs. Erie, May 20 at Binghamton and August 17 at Trenton...Drove in a season-high four runs on May 19 at Binghamton...Batted .421 with a 1.030 OPS in 11 games for Scottsdale in the Arizona Fall League.

2009: Spent the season with Class-A Frederick in the Carolina League, batting .284 with 12 HR and 60 RBI in 104 games...Was named to both the 2009 Carolina League All-Star Team and the Post-Season All-Star Team...Hit safely in a career-high 16 straight games, May 27-June 19, batting .411 (23-56) with 8 extra-base hits...Collected a season-high four hits, May 18 vs. Lynchburg and added seven 3-hit games...Finished second on the club with 12 home runs...Batted .303/.354/.566 in 145 at-bats vs. LHP...Hit .335 before the All-Star break and .237 in the second half...Was 5-for-9 with the bases loaded...Named the Orioles' No. 10 prospect by *Baseball America* entering the 2010 season.

2008: Was named to the New York-Penn League All-Star Team (.261, 8 HR, 34 RBI) after leading the club in doubles (19) and finishing second in RBI (34)...Had an eight-game hit streak, July 31-August 9, during which he hit .394 with 5 doubles, 3 HR, 7 runs and 7 RBI.

PERSONAL/MISCELLANEOUS

Attended Lipscomb University.

YEAR	CLUB	AVG	G	AB	R	H	2B	3B	HR	RBI	SH	SF	HBP	BB	IBB	SO	SB	CS	GDP	SLG	OBP
2008	Aberdeen-1	.261	63	238	34	62	19	0	8	34	2	6	2	15	0	56	2	0	2	.441	.303
2009	Frederick	.284	104	380	50	108	23	2	12	60	0	1	5	26	1	64	2	1	5	.450	.337
2010	Bowie	.235	106	378	43	89	15	1	11	51	2	3	4	33	0	63	1	6	8	.368	.301
2011	Bowie	.257	107	374	42	96	15	1	7	41	4	5	6	40	1	60	5	2	9	.358	.334
2012	Bowie	.272	80	279	38	76	17	1	12	48	2	4	3	29	1	60	2	0	6	.470	.343
	Norfolk	.206	22	68	6	14	4	1	0	7	0	0	0	8	0	10	0	0	2	.294	.289
2013	Bowie	.299	135	518	74	155	31	2	22	97	0	10	3	39	2	92	4	2	11	.494	.346
Minor Lg. Totals		.268	617	2235	287	600	124	8	72	338	10	29	23	190	5	405	16	11	43	.428	.328

1 - Selected by the Orioles in the 7th round of the 2008 First Year Player Draft



Steve LOMBARDOZZI 36

INF BATS SWITCH THROWS RIGHT HEIGHT 6'0" WEIGHT 200

BORN: September 20, 1988 **OPENING DAY AGE:** 25

BIRTHPLACE: Edina, MN **RESIDES:** Fulton, MD

CONTRACT STATUS: Signed through 2014

MAJOR LEAGUE SERVICE: 2 years, 23 days

ACQUIRED: March 24, 2014; from Detroit in exchange for minor league INF Alex Gonzalez

GAME HIGHS & STREAKS

HITS: 4, three times, most recently August 15, 2012 at San Francisco...**RUNS:** 4, August 10, 2012 vs. Arizona...
DOUBLES: 2, twice, most recently July 25, 2013 vs. Pittsburgh...**TRIPLES:** 1, four times, most recently May 11, 2013 vs. Chicago (NL)...**HOME RUNS:** 1, five times, most recently August 30, 2013 vs. New York (NL)...**RBI:** 3, July 26, 2012 vs. Milwaukee...**SB:** 1, nine times, most recently September 29, 2013 at Arizona...**WALKS:** 2, August 5, 2012 vs. Miami...
HITTING STREAK: 13 games, June 29-July 20, 2012...**LEADOFF HR:** 1, July 29, 2012 vs. Milwaukee off Mark Rogers...
PINCH HIT HR: 1, August 30, 2013 vs. New York (NL) off Dillon Gee

2013 HIGHLIGHTS

- Completed his second full season at the major league level, appearing in 118 games with WAS
- Ranked 2nd in the majors with 13 pinch-hits
- Collected a season-high three hits on May 19 @SD, May 24 vs. PHI, June 23 vs. COL, July 25 vs. PIT, and August 11 vs. PHI
- Hit his first career PH HR, August 30 vs. NYM, off Dillon Gee
- Batted .306 (38-124) with seven doubles, two home runs and eight RBI in 57 games from June 23-end of season
- Hit .273 (21-77) vs. LHP and .254 (54-213) vs. RHP
- Acquired by DET with two other players in exchange for RHP Doug Fister, December 2

PRO CAREER

2012: Established career highs in nearly every offensive category as he completed his first full season at the major league level with the Nationals...Ranked 8th among NL rookies with 105 hits and 130 times on base, and was 10th with 136 total bases and tied for 10th with 40 runs scored...Named to the TOPPS Rookie All-Star squad...Collected a season-high four hits April 16 vs. HOU, August 10 @ARI and August 15 @SF...Hit his first career major league home run on June 3 vs. ATL...Compiled a career-high 13-game hitting streak, June 29-July 20...Collected a season-high three RBI on July 26 @MIL...Batted .266 (49-184) in 64 games prior to the All-Star break...Hit .280 (56-200) in 62 games after the break...Went 1-for-3 in three games in the NLDS vs. STL.

2011: Saw his first major league action as he spent the majority of the season with Double-A Harrisburg and Triple-A Syracuse...Named a Rawlings Minor League Gold Glove Winner at second base...Assigned to Double-A Harrisburg to begin the season, batted .309 with 12 doubles, seven triples, four home runs and 23 RBI before having his contract transferred to Triple-A Syracuse on June 21...Compiled an 11-game hitting streak, June 21-July 1, with Syracuse...Combined to hit .309 with 25 doubles, nine triples, eight home runs, 52 RBI and 30 stolen bases for Double-A Harrisburg and Triple-A Syracuse...Had his contract recalled by WAS on September 6 and made his major league debut that night vs. LAA...Collected his first major league hit, an RBI game-winning single in the seventh inning @NYM on September 12...Batted .194 (6-31) with a double and one RBI in 13 games with the Nationals in September...Selected the Nationals Minor League Player of the Year following the season.

2010: Spent the majority of the season with Single-A Potomac ranking among the league leaders in several offensive categories...Ranked 5th in the Carolina League with a .293 average, while he was 6th with a .370 OBP and 49 walks, 8th with 20 stolen bases, and 10th with 129 hits and 30 doubles...Compiled a season-high 11-game hitting streak, April 24-May 6...Collected a season-high four hits on May 13 vs. Winston-Salem and June 18 vs. Lynchburg...Batted .293 (129-440) in 110 games with Potomac before having his contract transferred to Double-A Harrisburg on August 10...Batted .295 (31-105) with five doubles, two triples, five home runs and 11 RBI in 27 games with Double A Harrisburg...Appeared in 21 games for the Scottsdale Scorpions in the Arizona Fall League...Named the recipient of the Stenson Award for unselfishness, hard work and leadership.

2009: Named to the South Atlantic League's postseason All-Star squad as he spent the entire season with Single-A Hagerstown...Finished 2nd in the South Atlantic League with 90 runs scored and 147 hits...Batted .327 (34-104) in 28 games during May...Selected as the MiLB.com South Atlantic League Player of the Week for the period of July 6-12 (.448; 13-for-29)...Hit .333 (37-111) in 27 games during July.

2008: Made his pro debut with the GCL Nationals...Collected a season-high three hits on June 21 at GCL Dodgers...Matched the high on July 8 vs. Marlins, July 21 @ Dodgers, July 28 vs. Marlins and August 8 vs. Mets...Batted .283 (43-152) with 23 runs scored, four doubles, one triple and 24 RBI in 48 games.



PERSONAL/MISCELLANEOUS

Resides in Fulton, MD during the offseason...Graduated from St. Petersburg (MD) Junior College and Atholton (MD) High... His father, Steve, was a major league infielder for six seasons with MIN and HOU, and batted .344 during the Twins 1987 World Championship run.

YEAR	CLUB	AVG	G	AB	R	H	2B	3B	HR	RBI	SH	SF	HBP	BB	IBB	SO	SB	CS	GDP	SLG	OBP
2008	Gulf Coast-1	.283	48	152	23	43	4	1	0	24	6	3	2	21	0	32	4	1	1	.322	.371
2009	Hagerstown	.296	128	496	90	147	26	7	3	58	6	7	5	62	0	80	16	7	3	.395	.375
2010	Potomac	.293	110	440	71	129	30	9	1	38	10	2	6	49	1	60	20	10	11	.409	.370
	Harrisburg	.295	27	105	19	31	5	2	5	11	0	0	1	12	0	15	4	2	2	.524	.373
2011	Harrisburg	.309	65	262	40	81	12	7	4	23	4	1	6	18	0	38	16	3	3	.454	.366
	Syracuse	.310	69	294	46	91	13	2	4	29	6	3	1	21	2	40	14	5	4	.408	.354
2011	WASHINGTON	.194	13	31	3	6	1	0	0	1	0	0	0	1	0	4	0	0	0	.226	.219
2012	WASHINGTON	.273	126	384	40	105	16	3	3	27	6	1	6	19	1	46	5	3	1	.354	.317
2013	WASHINGTON	.259	118	290	25	75	15	1	2	22	5	3	1	8	1	34	4	3	6	.338	.278
	Minor Lg. Totals	.298	447	1749	289	522	90	28	17	183	32	16	21	183	3	265	74	28	24	.411	.369
	National League	.264	257	705	68	186	32	4	5	50	11	4	7	28	2	84	9	6	7	.342	.297
	ML Totals	.264	257	705	68	186	32	4	5	50	11	4	7	28	2	84	9	6	7	.342	.297

1 - Selected by Washington in the 19th round of the 2008 First Year Player Draft

WILD CARD

YEAR	CLUB	AVG	G	AB	R	H	2B	3B	HR	RBI	SH	SF	HBP	BB	IBB	SO	SB	CS	GDP	SLG	OBP
2013	WAS vs. STL	.333	3	3	0	1	0	0	0	0	0	0	0	0	0	0	0	0	0	.333	.333
	Totals	.333	3	3	0	1	0	0	0	0	0	0	0	0	0	0	0	0	0	.333	.333

FIELDING

2B	PCT	G	PO	A	E	DP
2011	1.000	3	6	5	0	0
2012	.992	51	95	141	2	27
2013	.987	48	92	129	3	28
Totals	.989	102	193	275	5	55

3B	PCT	G	PO	A	E	DP
2011	.917	3	2	9	1	0
2012	.917	13	3	19	2	2
2013	1.000	4	1	4	0	0
Totals	.927	20	6	32	3	2

SS	PCT	G	PO	A	E	DP
2011	1.000	1	1	1	0	0
2012	1.000	1	0	2	0	0
Totals	1.000	2	1	3	0	0

OF	PCT	G	PO	A	E	DP
2012	1.000	41	48	2	0	0
2013	1.000	23	32	1	0	0
Totals	1.000	64	80	3	0	0

FRONT OFFICE

ORIOLES REACH

MANAGER & COACHES

DAVID LOUGH

2013 IN REVIEW

OPPONENTS

MINOR LEAGUES

RECORDS & HISTORY

ORIOLE PARK

MEDIA



David LOUGH

9

OF

BATS LEFT

THROWS LEFT

HEIGHT 5'10

WEIGHT 175

BORN: January 20, 1986

OPENING DAY AGE: 28

BIRTHPLACE: Akron, OH

RESIDES: Clinton, OH

CONTRACT STATUS: Signed through 2014

MAJOR LEAGUE SERVICE: 169 days

ACQUIRED: December 18, 2013; acquired from Kansas City in exchange for INF Danny Valencia

GAME HIGHS & STREAKS

HITS: 4, twice, most recently June 30, 2013 vs. Minnesota...**RUNS:** 4, June 30, 2013 vs. Minnesota...**DOUBLES:** 3, June 30, 2013 vs. Minnesota...**TRIPLES:** 1, five times, most recently September 10, 2013 vs. Cleveland...**HR:** 1, five times, most recently September 26, 2013 vs. Chicago (AL)...**RBI:** 3, June 30, 2013 vs. Minnesota...**SB:** 1, six times, most recently August 27, 2013 vs. Minnesota...**WALKS:** 1, 14 times, most recently September 20, 2013 vs. Texas...**HITTING STREAK:** 6 games, July 20-26, 2013

2013 HIGHLIGHTS

- Recalled from Triple-A Omaha, May 16, and played in 96 games for KC
- Finished 8th in the American League Rookie of the Year balloting, leading AL rookies in WAR per both Baseball-Reference (2.7) and FanGraphs (2.4, tied with Tampa Bay's Wil Myers)
- Among all outfielders that played 500 or more innings in 2013, he ranked 9th overall with a +14.5 Ultimate Zone Rating
- Also ranked 6th among all outfielders in UZR/150, posting a +27.3 (UZR prorated over 150 games)
- Ranked 3rd among AL rookies (min. 300 AB) in average (.286), 2nd in triples (4), T-4th in doubles (17), and 5th in slugging percentage (.413)
- Hit .294 (50-170) with a .447 SLG before the All-Star break
- Blasted first major league home run on June 11 (solo shot off DET's Max Scherzer)
- Became the first Royals rookie to collect four hits in a game on May 27 vs. STL, going 4-for-5
- Also went 4-for-4 with three doubles and a homer @MIN on June 30
- Became the first Royal to collect four extra-base hits in a game since Johnny Damon did it vs. CHC, July 18, 2000
- Hit .340 (52-153) in 37 games for the Storm Chasers, which ranked 11th in the Pacific Coast League at the time of his call-up
- Had a 16-game hitting streak, April 19-May 8 for Omaha

PRO CAREER

2012: Became the fourth Royals player to score two runs or more in his major league debut in the second game of a doubleheader on September 1 vs. MIN...Collected his first major league hit in that game, a single off of Liam Hendriks...Spent a majority of the season in Omaha (AAA)...Tied for 2nd in the PCL in triples (11) and tied for 8th in stolen bases (26).
2011: Despite missing some time with nagging injuries in 2011, finished 3rd in the PCL with 11 triples and 8th with 87 runs scored.
2010: His 12 triples ranked 2nd in the PCL...Added to the Royals' 40-man roster on November 19, 2010.
2009: Combined to hit .325 over two stops at Wilmington (Class A) and Northwest Arkansas (Double-A), leading the Kansas City organization...Received the second annual George Brett Hitter of the Year Award at the Royals' Awards Night...Named Northwest Arkansas Player of the Year and a Carolina League All-Star.
2008: Ranked in the Midwest League's top 10 in triples, at-bats, total bases, runs, slugging percentage and home runs, helping lead the Burlington Bees to the league championship.
2007: Made pro debut with Burlington of the Appy League after being selected by KC in the 11th round of the draft.

PERSONAL/MISCELLANEOUS

Graduated from Green High (Akron, Ohio) in 2004...Attended Mercyhurst College (Erie, PA)...Led the team in 12 offensive categories his junior year as well as tying a school hits mark with 74...Named to the Rawlings/ABCA All-America Third Team...Also played football at Mercyhurst where he was a wide receiver and kick returner.

David LOUGH



YEAR	CLUB	AVG	G	AB	R	H	2B	3B	HR	RBI	SH	SF	HBP	BB	IBB	SO	SB	CS	GDP	SLG	OBP
2007	Burlington-1	.337	24	86	15	29	6	0	2	12	0	0	2	4	0	13	6	1	1	.477	.380
2008	Burlington	.268	126	488	76	131	21	11	16	62	8	2	10	35	2	70	12	11	10	.455	.329
2009	Wilmington	.320	65	222	28	71	15	2	5	30	7	2	7	12	0	34	6	4	4	.473	.370
	NW Arkansas	.331	61	236	41	78	13	2	9	31	2	0	3	12	0	30	13	4	2	.517	.371
2010	Omaha	.280	120	460	65	129	15	12	11	58	19	4	8	40	2	72	14	5	7	.437	.346
2011	Omaha	.318	114	456	87	145	26	11	9	65	12	8	4	36	3	49	14	8	10	.482	.367
2012	Omaha	.275	130	491	69	135	19	11	10	69	14	6	8	25	5	65	26	4	12	.420	.317
	KANSAS CITY	.237	20	59	9	14	2	1	0	2	0	1	1	4	0	9	1	0	2	.305	.292
2013	Omaha	.338	37	154	29	52	6	3	3	17	3	1	3	11	1	21	5	5	3	.474	.391
	KANSAS CITY	.286	96	315	35	90	17	4	5	33	4	3	3	10	0	52	5	2	3	.413	.311
Minor Lg. Totals		.297	677	2593	410	770	121	52	65	344	65	23	45	175	13	354	96	42	49	.459	.349
American League		.278	116	374	44	104	19	5	5	35	4	4	4	14	0	61	6	2	5	.396	.308
ML Totals		.278	116	374	44	104	19	5	5	35	4	4	4	14	0	61	6	2	5	.396	.308

1 - Selected by Kansas City in the 11th round of the 2007 First Year Player Draft

FIELDING

OF	PCT	G	PO	A	E	DP
2012	.968	17	30	0	1	0
2013	.989	89	164	8	2	1
Totals	.985	106	194	8	3	1



Manny MACHADO

13

INF

BATS
RIGHT

THROWS
RIGHT

HEIGHT
6'2

WEIGHT
180

BORN: July 6, 1992

OPENING DAY AGE: 21

BIRTHPLACE: Miami, FL

RESIDES: Hialeah, FL

CONTRACT STATUS: Signed through 2014

MAJOR LEAGUE SERVICE: 1 year, 56 days

ACQUIRED: Selected by the Orioles in the 1st round (3rd overall) of the 2010 First Year Player Draft

GAME HIGHS & STREAKS

HITS: 4, twice, most recently May 15, 2013 vs. San Diego...**RUNS:** 3, April 6, 2013 vs. Minnesota...**DOUBLES:** 3, twice, most recently May 23, 2013 vs. Toronto...**TRIPLES:** 1, six times, most recently July 10, 2013 vs. Texas...**HR:** 2, twice, most recently September 26, 2012 vs. Toronto...**RBI:** 4, twice, most recently April 20, 2013 (G2) vs. Los Angeles (NL)...**SB:** 1, eight times, most recently June 19, 2013 vs. Detroit ...**WALKS:** 2, three times, most recently August 29, 2013 vs. Boston...**HITTING STREAK:** 14 games, June 2-16, 2013

2013 HIGHLIGHTS

- Led the AL and became the 2nd player in ML history to record 50+ doubles (51) in a season during which he was 20 years old, joining Alex Rodriguez (54 in 1996)
- Named to 1st career All-Star Team as reserve 3B (went 0-for-1), collecting the 9th most votes in the AL (4,101,089)
- Won his 1st career Gold Glove Award, the first O's third baseman to win the award since Brooks Robinson in 1975, after leading all AL 3B in fielding % (.973), assists (355), double plays turned (42) and range factor per game (3.02)...Also finished 2nd in putouts (116)
- Also won the Platinum Glove, given to the best individual defensive player in each league
- His 32 Total Zone Runs (the number of runs above or below average the player was worth based on the number of plays made) was the highest total for any defender in the majors in 2013 and tied for the 12th best season of all-time...It was also the highest number of TZR by an AL infielder since Mark Belanger's 35 in 1975
- Posted 4.4 Defensive Wins Above Replacement, pacing all AL defenders (3rd-highest total in the majors)...The 4.4 DWAR tied for the 8th-highest single-season total of all-time for any position (tied for 3rd in club history: Belanger 4.9 in 1975, Robinson 4.5 in 1968, and Belanger 4.4 in 1968)
- Finished the season leading the AL in 2B (51) and AB (667), 6th in H (189), 7th in multi-hit games (55), T-7th in XBH (68), 10th in TB (288) and T-16th in R (88)
- Made 1st O's Opening Day roster...Became the 4th Oriole to start on Opening Day at 20 or younger (Powell '62, B. Robinson '57 & '58, Hansen '58)
- On April 10, became 2nd Oriole under 21 to HR in Fenway Park (also Jim Palmer, 4/13/66)
- Had career-high 14-game hit streak, June 2-16, during which he batted .328 (20-61) with a walk, seven doubles, eight runs and seven RBI
- Snapped 1,206 consecutive innings played streak, June 27 vs. CLE (1st career ejection)
- Was 1st big leaguer with three straight three-hit games, May 10-12, since Rennie Stennett (PIT, 9/3-5/71)
- On June 30, hit 1st HR since May 5, snapping 219 AB HR-less streak...That HR passed Boog Powell for 1st on O's all-time list for HR before age 21
- Had 38 doubles before July 1, the 2nd most in ML since 1921 (Edgar Martinez, 39 in 1996)
- Recorded an RBI in a career-high 5 straight games, August 25-30
- Collected 50th double, September 14 @TOR
- Suffered a torn medial patellofemoral ligament in his left leg, September 23 @TB
- Placed on 60-day DL, September 24, and reinstated November 1
- On October 14 in California, Dr. Neal ElAttrache performed an arthroscopy and open reconstruction of the medial patellar femoral ligament...A hamstring tendon was used to graft a replacement for the ruptured ligament



PRO CAREER

2012: Had contract selected August 9 from Double-A Bowie and made his debut that night against Kansas City...At 20 years, 34 days old, became the 31st player to make his Orioles debut before the age of 21...Became the 20th-youngest player to make his debut in Orioles history, and the first to debut before 21 since RHP Hayden Penn on May 28, 2005...The last Oriole position player to debut before age 21 was OF Eugene Kingsale on September 3, 1996...Became 16th Oriole to have two hits in his MLB debut...Became the fourth Oriole to triple in his major league debut, joining Bernie Castro (September 1, 2005), Marv Breeding (April 19, 1960, was also his first hit) and Barry Shetrone (July 27, 1959)...The last Oriole to triple for his first major league hit was Blake Davis on June 24, 2011 vs. Cincinnati...In his second major league game, at 20 years, 35 days old, became the first player in modern major-league history (since 1900) to hit two homers and a triple in his first two career games in the majors...Became the first AL player with two multi-homer games at the age of 20 or younger since Ken Griffey Jr. in 1989...Is the second Oriole in history to hit two homers in a game within his first two career games, joining Curt Blefary on April 17, 1965 in his second game against Boston (21 years, 286 days old)...At 20 years, 35 days old, became the youngest player in major-league history to have a multiple home run game in either his first or second career game...The previous youngest was Manny Ramirez on September 3, 1993, when Ramirez (21 years, 96 days old) hit two homers in his second career game, at Yankee Stadium on September 3, 1993 off Melido Perez and Paul Gibson...Batted .375 (6-16) with a double, a triple, three homers, five runs scored, seven RBI and a 1.500 OPS in his first four MLB games...Posted extra-base hits in each of his first four major league games, becoming the fifth player since 1918 to accomplish that feat...Was the 3rd player in the AL to do it in 2012, joining Yoenis Cespedes (March 28-April 7) and Will Middlebrooks (May 2-7)...In the 94 seasons prior to 2012, only Enos Slaughter (April 19-23, 1938) and Coco Laboy (April 8-11, 1969) had recorded extra-base hits in their first four major league games...Became the fourth Oriole to begin his Orioles career with at least one extra-base hit in each of his first four games, joining Ray Knight (4/6-10/87), Lee May (4/10-13/75) and Frank Robinson (4/12-16/66)...No Oriole had ever had an extra-base hit in his first five major league games...Became the youngest player in Orioles franchise history, which includes the St. Louis Browns from 1902 to 1953, to hit two or more homers in a game...Is the youngest Oriole to homer since Jim Palmer (19 years, 213 days) on May 16, 1965 vs. New York...Became youngest Oriole to hit two homers in a game on August 10 at 20 years, 35 days old (previous youngest was Boog Powell at 20 years, 258 days on May 2, 1962 vs. Kansas City)...Was named American League Co-Player of the Week with Boston's Adrian Gonzalez for the week ending August 12...Became the youngest POW winner in either league and in the 10-year history of MLB's Player of the Week Award...Became the first position player to be honored in his first week of eligibility and the youngest player ever to win the award (Stephen Strasburg is the only pitcher to win the award in his first week of eligibility)...Became the 12th youngest player since 1918 to have a multi-homer game, with the most recent player to do it being Mike Trout, who homered twice on August 30, 2011 at the age of 20 years, 23 days...Had second two-homer game September 26 against Toronto...Was first player since at least 1918 to hit three homers in his first four career games at age 20 or younger...On September 26, Machado and Jim Thome (born August 27, 1970) both homered...According to home run historian David Vincent, the pair are the first players in AL history, and the third in major league history, to homer in the same inning while having an age difference of 20+ years...The other pairs were Julio Franco and Kelly Johnson of the 2005 Atlanta Braves and Orlando Cepeda and Hank Sauer of the 1958 San Francisco Giants...The age difference between Thome and Machado (21 years, 314 days) is the second-largest age difference of those three duos, behind Franco and Johnson (23 years, 183 days)...Hit all seven home runs at Camden Yards...Hit walk-off RBI single in the 14th inning September 13 against Tampa Bay...Named Eastern League Player of the Week for the week ending August 5...Played in the 2012 Futures Game in Kansas City...Became 2nd youngest player in ML history to HR in the postseason when he went deep in G3 of the ALDS @NYY, 10/10/12 at 20.096...Was passed on the list by Bryce Harper, 10/12/12 (19.362)...Went 1-for-3 with an RBI in AL Wild Card Game @TEX...Batted .125 (2-16) in 5G in ALDS vs. NYY.

2011: Ranked the #2 prospect in the O's system and the #11 prospect in all of baseball by *Baseball America* following the season...Split the season between Single-A Delmarva and Frederick...In the second half with the Keys, was 58-for-237 (.245) with three triples, five home runs, 22 walks and eight stolen bases in 63 games...Machado was named the Mills Cup with a home run and seven RBI...Overall in the playoffs, he went 11-for-32 (team-high .344) with 9 RBI, 11 hits, four doubles, a home run, five extra-base hits, a .447 OBP, .563 SLG and eight runs scored.

2010: Was named the best prospect in the Orioles organization by *Baseball America* following the 2010 season...Homered for his first professional hit in his second career game August 28 against the GCL Rays...Was promoted to Aberdeen on August 29...Hit safely in all seven games with the IronBirds, including three multi-hit contests.

PERSONAL/MISCELLANEOUS

Graduated from Brito Miami Private (FL) HS...Signed by O's scout John Martin.

FRONT
OFFICE

ORIOLES
REACH

MANAGER &
COACHES

MANNY
MACHADO

2013
IN REVIEW

OPPONENTS

MINOR
LEAGUES

RECORDS &
HISTORY

ORIOLE PARK

MEDIA

FRONT
OFFICE

ORIOLES
REACH

MANAGER &
COACHES

MANNY
MACHADO

2013
IN REVIEW

OPPONENTS

MINOR
LEAGUES

RECORDS &
HISTORY

ORIOLE PARK

MEDIA



Manny MACHADO

YEAR	CLUB	AVG	G	AB	R	H	2B	3B	HR	RBI	SH	SF	HBP	BB	IBB	SO	SB	CS	GDP	SLG	OBP
2010	Gulf Coast-1	.143	2	7	1	1	0	0	1	2	0	0	0	0	0	1	0	0	0	.571	.143
2010	Aberdeen	.345	7	29	2	10	1	1	0	3	0	0	0	3	0	2	0	0	0	.448	.406
2011	Delmarva	.276	38	145	24	40	8	2	6	24	0	1	1	23	4	25	3	1	8	.483	.376
2011	Frederick	.245	63	237	24	58	12	3	5	26	0	1	0	22	0	48	8	5	8	.384	.308
2012	Bowie	.266	109	402	60	107	26	5	11	59	1	2	6	48	0	70	13	4	15	.438	.352
	BALTIMORE	.262	51	191	24	50	8	3	7	26	1	1	0	9	0	38	2	0	6	.445	.294
2013	BALTIMORE	.283	156	667	88	189	51	3	14	71	9	3	2	29	0	113	6	7	15	.432	.314
	Minor Lg. Totals	.263	219	820	111	216	47	11	23	114	1	4	7	96	4	146	24	10	31	.432	.344
	BALTIMORE Totals	.279	207	858	112	239	59	6	21	97	10	4	2	38	0	151	8	7	21	.435	.309
	American League	.279	207	858	112	239	59	6	21	97	10	4	2	38	0	151	8	7	21	.435	.309
	ML Totals	.279	207	858	112	239	59	6	21	97	10	4	2	38	0	151	8	7	21	.435	.309

1-Selected by the Orioles in the 1st round (#3 overall) of the 2010 First Year Player Draft

WILD CARD

YEAR	CLUB	AVG	G	AB	R	H	2B	3B	HR	RBI	SH	SF	HBP	BB	IBB	SO	SB	CS	GDP	SLG	OBP
2012	BAL vs. TEX	.333	1	3	0	1	0	0	0	1	1	0	0	0	0	1	0	0	0	.333	.333
	Totals	.333	1	3	0	1	0	0	0	1	1	0	0	0	0	1	0	0	0	.333	.333

DIVISION SERIES

YEAR	CLUB	AVG	G	AB	R	H	2B	3B	HR	RBI	SH	SF	HBP	BB	IBB	SO	SB	CS	GDP	SLG	OBP
2012	BAL vs. NYY	.125	5	16	2	2	1	0	1	1	1	0	0	2	0	5	0	0	1	.375	.222
	Totals	.125	5	16	2	2	1	0	1	1	1	0	0	2	0	5	0	0	1	.375	.222

ALL-STAR

YEAR	CLUB	AVG	G	AB	R	H	2B	3B	HR	RBI	SH	SF	HBP	BB	IBB	SO	SB	CS	GDP	SLG	OBP
2013	AL at NYM	.000	1	1	0	0	0	0	0	0	0	0	0	0	0	1	0	0	0	.000	.000
	Totals	.000	1	1	0	0	0	0	0	0	0	0	0	0	0	1	0	0	0	.000	.000

FIELDING

3B	PCT	G	PO	A	E	DP
2012	.967	51	44	102	5	4
2013	.973	156	116	355	13	42
Totals	.972	207	160	457	18	46

YOUNGEST PLAYERS IN ORIOLE HISTORY

YOUNGEST TO DEBUT BEFORE 21

Player	Pos	Age	Debut
Frank Zupo	CA	17.305	07/01/57
Ron Moeller	P	17.330	09/08/56
George Werley	P	18.021	09/29/56
Milt Pappas	P	18.091	08/11/57
Bob Saverine	IF	18.102	09/12/59

MOST RECENT TO DEBUT BEFORE 21

Player	Pos	Age	Debut
DYLAN BUNDY	P	19.313	09/23/12
MANNY MACHADO	IF	20.034	08/09/12
Hayden Penn	P	20.228	05/28/05
Matt Riley	P	20.039	09/09/99
Eugene Kingsale	OF	20.014	09/03/96
Storm Davis	P	20.124	04/29/82
Cal Ripken, Jr.	IF	20.351	08/10/81

21

Nick MARKAKIS

BATS	THROWS	HEIGHT	WEIGHT	RF
LEFT	LEFT	6'1	190	

BORN: November 17, 1983 **OPENING DAY AGE:** 30
BIRTHPLACE: Glen Cove, NY **RESIDES:** Monkton, MD
CONTRACT STATUS: Signed through 2014 with an option for 2015
MAJOR LEAGUE SERVICE: 8 years
ACQUIRED: Selected by the Orioles in the 1st round (7th overall) of the 2003 First Year Player Draft...Signed a six-year extension through 2014 with an option for 2015 on January 22, 2009



GAME HIGHS & STREAKS

HITS: 5, July 3, 2011 at Atlanta...**RUNS:** 3, 13 times, most recently June 16, 2013 vs. Boston...**DOUBLES:** 3, July 14, 2012 vs. Detroit...**TRIPLES:** 1, 15 times, most recently August 22, 2012 at Texas...**HR:** 3, August 22, 2006 vs. Minnesota...**RBI:** 6, June 10, 2011 vs. Tampa Bay...**SB:** 2, June 17, 2007 vs. Arizona...**WALKS:** 4, twice, most recently May 6, 2012 at Boston...**HITTING STREAK:** 19 games, June 8-30, 2011...**GRAND SLAMS:** 3, June 10, 2011 vs. Tampa Bay off Jeremy Hellickson, April 17, 2009 at Boston off Brad Penny; April 13, 2007 vs. Kansas City off Todd Wellemeyer

2013 HIGHLIGHTS

- Became franchise leader with his 7th Opening Day start in RF (all consecutive)
- Moved into 6th place franchise history in doubles (289)
- Moved into top 10 in club history in hits (10th - 1,370), total bases (10th - 2,070), extra-base hits (10th - 431), RBI (9th - 608)
- Is tied for 5th in club history with Ken Singleton with eight seasons of 20+ 2B & 10+ HR
- Was a Gold Glove finalist among AL RF (1,000 fielding %)
- Batted .354/.408/.477 in 16-game stretch, April 5-22
- Had four straight multi-hit games, May 9-12
- Batted .375/.423/.602 (33-88) in 21-game stretch, May 9-31
- Had season-long 12-game hit streak, May 15-27, batting .377 (20-53) with three walks, four doubles, two HR, seven runs and 11 RBI
- Tied season-high with four hits, June 16 vs. BOS
- Snapped career-long 31-game streak without an XBH, August 25 vs. OAK, with a double and HR

PRO CAREER

2012: Had his first career DL stints, 5/3-7/9 (right hamate bone fracture) and 9/9-end of season (broken thumb)...Had surgery, 6/1, performed by Dr. Brian Schofield...Returned, 7/13, and batted leadoff for first time in his career that night vs. DET...Hit leadoff in all 54 games after returning at the end of the All-Star break, batting .335/.390/.489 with 34R, 15-2B, 2-3B, 5HR, 28RBI in that span...Broke left thumb on HBP by C.C. Sabathia, 9/8 vs. NYY, ending his season...Had surgery on the thumb, 9/11, again performed by Dr. Brian Schofield...Had his highest season average (.298) and OPS (.834) since 2008 (.306 and .897, respectively)...Hit last of O's three consecutive HR to start the game, 5/10 vs. TEX (G1), setting an AL record...Is 1 of 14 players with 25+ doubles in each of the last seven seasons (2006-12)...The O's went 62-42 in his starts and he batted .336/.397/.559 in the 62 wins...Hit .311/.392/.578 in 51 plate appearances with RISP and 2 outs...Batted .324/.391/.511 in 34 games vs. the AL Central and .359/.393/.615 in 19 games vs. the AL West...Opened season with consecutive multi-hit games for the second time in his career (also '09)...Hit HR in each of first two games of season...Became first Oriole to hit HR in first AB on Opening Day since Luis Matos (4/4/05)...Had season-high four hits, 8/7 vs. SEA...Hit career-high 3-2B, 7/14 vs. DET...Tied career-high with 4BB, 5/6 @BOS.

2011: Became the third Orioles outfielder to win a Gold Glove, joining Paul Blair (1967, 1969-75) and Adam Jones (2009)...Named American League Player of the Week for July 14-17...Went 6-for-14 (.429) with two doubles, two homers, five runs scored and six RBI in four games...Recorded his 1,000th career hit with a 3rd inning single, July 15, becoming the 14th player to record 1,000 or more hits for the Orioles...Ranked among AL leaders in games (160 - 3rd), at-bats (641 - 4th), plate appearances (716 - 5th), hits (182 - 10th), singles (135 - 5th), times on base (251 - 9th), OF assists (14 - 5th)...Did not make an error, posting the first 1.000% fielding percentage in his OF career for a season...Is one of two American Leaguers (Ichiro) to collect 180 or more hits in each of the past five seasons...Is one of four American Leaguers (Cano, Ortiz, Young) to hit 30 or more doubles in each of the past five seasons...Was 5th in the majors this season with 14 OF assists...Is 2nd in the majors in OF assists (72; Francoeur - 84) since making his ML debut in 2006...Is one of two American Leaguers (Cano) to play in 155 or more games in each of the past five seasons...Played in 160 games this season, the fourth time in the last 5 seasons he has played in 160 or more and fifth straight season he has led the O's in games played...Tied with Miguel Cabrera for the 4th most games played (946) since breaking into the majors in 2006, trailing Prince Fielder (959), Adrian Gonzalez (958) and Ichiro (953)...Set career and team-season-high with 19-game hit streak, June 8-30, batting .414/.440/.552 in that span...Set career-high with five hits,



Nick MARKAKIS

July 3 @ATL...Set career-high with six RBI, June 10 vs. TB (third career GS, ending 88 AB streak w/o an XBH), matching RBI total from previous 27 games (May 8-June 8)...Made first career start at 1B, June 1 @SEA...Batted .308 (101-328) with an .802 OPS in 80 road games...Posted 10 multi-hit games in May...Batted .351 (39-111) in 25 games in June...Hit .317 (20-63) with an .840 OPS with two outs and RISP...Batted .463 (38-82) with a 1.074 OPS in 18 Interleague games...Hit .309/.434/.500 in 18 games vs. NYY...Batted .337 (66-196) in 47 day games...Won his first career Rawlings Gold Glove Award after completing the first error-free season of 150 or more games played by an Orioles outfielder in franchise history and finished fifth in the American League with 14 outfield assists.

2010: Finished the season tied for 4th in the AL with 45 doubles and became 3rd player in ML history with four straight 43-double seasons, joining Joe Medwick (1935-39) and Tris Speaker (1920-23), both of whom are in the Hall of Fame...Is the first player in Orioles history with four consecutive 40-double seasons and the 19th outfielder since 1900 with four or more seasons of 40 doubles or more in his career...The streak of four consecutive years ties him for third-most among outfielders since 1900 behind Medwick (7 seasons from 1933-39), Harry Heilmann (5 seasons from 1923-27) and Tris Speaker (four seasons from 1920-23)...Among players that began their careers after World War II, only five outfielders have as many or more 40+ double seasons as Markakis: Bobby Abreu (6), Magglio Ordonez (4), Luis Gonzalez (4), Garret Anderson (4) and Larry Walker (4)...Batted .361 against left-handed pitching, the highest average in MLB for a left-handed hitter...Was 12th in the AL in walks (73) and 13th in on-base percentage (.370)...Hit safely in a season-high 11 games from September 4-15, batting .370 (17-46)...Tied his career-high with four hits on August 6 vs. Chicago White Sox...Collected 200th career double on August 16 vs. Seattle...Hit safely in 18 of 20 games from May 11-June 2, batting .316 (24-76).

2009: Drove in 100 runs (101) for the second time in his career (112 in 2007)...Tied for the AL lead with 161 games played, the second time in his career he played 161 in a season (2007)...Collected 45 doubles, 6th most in the AL, the third consecutive season he hit 40 or more...Finished in the top 10 in the AL in games (T-1st - 161) and sac flies (T-1st - 10); at-bats (3rd - 642); plate appearances (6th - 711) doubles (6th - 45) and hits (T-7th - 188)...Reached base safely in a career-high 38 consecutive games, July 5-August 18, batting .335 (54-161) with a .935 OPS...Collected team-leading 52 multi-hit and 28 multi-RBI games...Hit second career grand slam in the top of the 2nd inning off Brad Penny, April 17 @BOS...Hit the tail end of back-to-back homers with Adam Jones off Brian Bruney in the top of the 9th, July 22 @NYY...Hit safely in a career-high tying 17 straight games, April 13-May 1, batting .385 (25-65) with a 1.059 OPS in that time...Tied a career-high (9 times) with three runs scored (July 7 @SEA April 21 vs. CWS and April 13 @TEX)...Tied a career-high (12 times) with 4 hits (June 25 @FLA; June 17 vs. NYM and April 21 vs. CWS)...Tied career-high with five RBI, April 17 @BOS...Batted .312 (119-381) with 13 HR and 66 RBI vs. RHP and .262 (69-263) with five HR and 35 RBI vs. LHP...Hit .309 (101-327) at Camden Yards...Batted .381 (32-84) with a .460 OBP, .560 SLG, nine doubles, 2 HR, 22 RBI, 13 BB and 23 R in 22 April games...Hit .337 (90-267) in 64 wins and .260 (98-377) in 97 losses...Batted .319 (150-470) in 117 night games and .218 (38-174) in 44 day games...Hit .324 (47-145) with 14 extra-base hits, 19 runs scored and 30 RBI in 36 games vs. BOS & NYY...Batted .405 (15-37) with a 1.139 OPS in nine games vs. CWS.

2008: Appeared in 157 games in his third ML season, setting career-highs in average (.306), runs scored (106), doubles (48), walks (99), on-base percentage (.406) and slugging percentage (.491)...Led the majors with 17 outfield assists...Finished among the top-25 in the American League in 16 categories: road batting average (1st - .330), times on base (1st - 283), walks (2nd - 99), on-base percentage (3rd - .406), doubles (tied for 3rd - 48), runs (4th - 106), on-base plus slugging (7th - .897), games played (tied for 9th - 157), average (10th - .306), hits (tied for 10th - 182), extra-base hits (tied for 10th - 69), total bases (tied for 11th - 292), multi-hit games (tied for 12th - 51), slugging percentage (20th - .491), at-bats (20th - 595) and runs batted in (23rd - 87)...Hit safely in a career-high 17 straight games, June 22-July 10, batting .397 (27-68) with 9 doubles, 2 HR, 18 RBI and 21 runs during the streak...Hit .282 with 11 HR and 40 RBI at home and an AL-leading .330 with 9 HR and 47 RBI on the road...Set a new career-high with four walks, June 22 @MIL...Matched his career-high with three runs scored, three times: July 9 @TOR, July 22 vs. TOR & August 17 @DET...Matched his career-high with four hits, two times: June 6 @TOR & August 30 @TB...Collected as season-high four RBI, August 11 @CLE...Batted .297 with an .843 OPS against left-handed pitching after hitting .274 with a .775 OPS in 2007 and .286 with a .711 OPS in 2006...Hit .317 (19-60) with 23 RBI with runners in scoring position and two outs...Batted .429 with 2 doubles, 3 HR, 7 RBI and a 1.508 OPS in six games against Minnesota...Had his best month in August, batting .355 with a .453 on-base percentage and a .570 slugging percentage in 28 games...Had second career multi-HR game on September 14 vs. MIN, reaching 20 HR for the second straight season...Scored 100th run on September 11 vs. CLE for the first time in his career...Had streak of games reaching base safely snapped at 24 on May 1.

2007: In his sophomore season in the major leagues, was named Most Valuable Oriole by local media after batting .300 with 23 home runs and 112 RBI in 161 games...Ranked in the top-25 in the American League in 11 categories: games played (3rd - 161), go ahead RBI (T-4th - 31), doubles (T-6th - 43), at-bats (7th - 637), hits (7th - 191), total bases (7th - 309), RBI (8th - 112), extra-base hits (T-9th - 69), multi-hit games (T-9th - 57), runs scored (17th - 97), average (19th - .300) and stolen bases (T-21st - 18)...Played in every game until the season's final day...Made 158 starts in right field...Finished 5th in the AL with 13 outfield assists and was 6th among AL outfielders with a .994 fielding %...Had only two errors in 318 total chances...Hit 15 of his team-leading 23 home runs at home and slugged .519 at Camden Yards...Tied his career high with four hits in a game four times: May 11 @BOS, July 17 @SEA, September 4 @TB and September 26 vs. TOR...Had a 10-game hitting streak, April 12-23, during which he batted .317 (13-41)...Hit his first career grand slam on April 13 vs. KC...Had an GW RBI single in the bottom of the 9th inning vs. TOR on April 20...Had 2 or more hits in 9 of 12 games, June 13-26, batting .364 (20-55) in that stretch...Went 8-for-17 with 2 doubles, a triple, a home run and four RBI in the July 12-15 series vs. CWS...Batted .325 with 14 home runs and 61 RBI in 73 games after the All-Star break...Homered on September 16 @TOR, giving him 20 HR & 100 RBI for the year...Joined Jim Gentile (141 in 1961) and Cal Ripken (102 in 1983) as the only Orioles to drive in 100 or more runs in their 2nd full



Nick MARKAKIS

season...Collected a career-high five RBI on September 22 @TEX...Hit a game-winning home run in the bottom of the 8th inning on September 24 vs. KC...Batted .632 (12-19) in his final four games to raise his average from .290 to .300.

2006: Set an Orioles rookie record for highest batting average (.291) among qualifiers with 502 plate appearances...Finished 6th in American League Rookie of the Year voting and was named as an outfielder on the *Baseball Digest* and *Topps All-Rookie Teams*...Hit .324 in 127 games in right field, the 2nd highest batting average among all major league RF...Led all major league players with a .366 combined batting average in the months of June, July and August...Hit 12 of his 16 home runs during the 3-month span as well...Beginning on May 27, started 98 of the final 103 games, including 96 starts in right field, and batted .314 through the end of the season...Was named American League Rookie of the Month for August...Hit safely in 22 of 26 games, batting .354 (34-96) with 7 doubles, 10 home runs, 26 RBI, 22 runs scored and a .740 slugging percentage...His 10 home runs in August set an Orioles record for a rookie in a calendar month...Became the 11th rookie in the last 50 years to hit at least 10 homers in a calendar month...Batted .354 in August, his third consecutive month with an average over .335...Batting average reached a season-high .312 on the final day of August before he hit .224 in September...Made his major league debut in the season opener on April 3 vs. TB, entering defensively in right field in the 9th inning...Went 1-for-3 with 3 walks in his first start on April 5 vs. TB, homering off Devil Rays' Dan Miceli for his first ML hit...Became the 3rd player in the last 47 seasons to draw walks in each of his first three major league plate appearances (ARI's Danny Klassen on July 4, 1998 and KC A's Bob "Rocky" Johnson in 1960)...Hit safely in his first five games with an at-bat before going hitless on April 12 @TB...His first 2-hit game came on May 5 @BOS...Matched an Orioles record by hitting three home runs on August 22 vs. MIN...Marked the 18th time in club history a player hit three home runs...Became the 21st rookie to hit three homers in a game and the first Orioles rookie to do so...Had six homers over a 6-game span, August 16-22, becoming only the 8th rookie to hit six home runs over a span of six of his teams' games, according to the Elias Sports Bureau, and first since Atlanta's David Justice in 1990.

2005: Named the Brooks Robinson Award winner as the Orioles Minor League Player of the Year...Split the season at Class-A Frederick and Double-A Bowie and combined to bat .310 with 41 doubles, 3 triples, 15 homers and 92 RBI in 124 games...Led Orioles minor leaguers in doubles and on-base percentage (.390) and tied for the lead in walks (61)...Was 2nd in RBI and 5th in batting...Was named to the Carolina League Post-Season All-Star Team and finished 7th in batting with a .300 average...Raised his average to the .300 mark by going 2-for-4 in his last game on July 30 at Salem before being promoted to Double-A Bowie...Was batting .263 at Frederick through 22 games...Went 4-for-5 with 4 doubles on April 28 at Winston-Salem...Hit a grand slam on May 6 vs. Wilmington...Was promoted to Bowie on August 1 and went 3-for-5 with a home run and 4 RBI in club history that night vs. Norwich...Homered in his first two games for the Baysox vs. Norwich but hit only one more the remainder of the season, on August 22 vs. Altoona...Batting average never dipped below .323 at Bowie as he hit safely in 28 of 33 games...Following the season, batted .326 in 26 games for Peoria in the Arizona Fall League.

2004: Led Class-A Delmarva with 64 RBI and was 2nd in doubles (22) and HR (11), despite missing the final month of the season...Went 7-for-41 (.171) with no extra-base hits and 3 RBI through his first 12 games of the year...Was batting .239 through the end of May but then hit .345 (69-200) with 18 doubles and 36 RBI the remainder of the year...Was named Organizational Player of the Month in June after batting .375 with 19 runs and 21 RBI...Hit safely in 23 of 29 games in July, batting .325 (39-120) with 13 doubles and 15 RBI...Had 5 hits, including a home run and 3 RBI, on June 19 vs. Lakewood...Missed the final month to play for the Greek Olympic Baseball team in Athens, Greece...Led the team with a .346 (9-26) average and 6 RBI...Also pitched (2.1IP, ER).

2003: Signed with the Orioles a week after being selected in the first round of the draft and spent the season at Class-A Aberdeen...Was 3rd on the club with 13 stolen bases...Missed 2 1/2 weeks in July to play for the Greek National team in the European Championships in the Netherlands...Went 10-for-19 with 5 RBI in a 5-game span, July 21-25...Batted .333 in 14 July games...Played 48 games in RF and 12 in CF.

PERSONAL/MISCELLANEOUS

Married, wife's name is Christina...They have three sons; Taylor (3/11/09), Tucker (5/27/10) and Toby (9/11/13)...Nick and Christina launched the Right Side Foundation in 2009, whose mission is to help improve the lives of distressed children throughout the state of Maryland...Attended Young Harris Junior College and batted .439 (98-223) with 21 HR and 92 RBI and stole 19 bases in 20 attempts in 2003...Also pitched at Young Harris, going 12-0 with 1 save and a 1.68 ERA in 15 games and led all junior college pitchers with 160 strikeouts...In 2003, was listed by *Baseball America* as the 2nd best junior college prospect...Was named Junior College Player of the Year by *Baseball America* in 2002...Was drafted by the Cincinnati Reds in 2001 and 2002 but did not sign...Graduated from Woodstock HS (GA)...Was scouted and signed by Dave Jennings...Played for the Greek Olympic Baseball Team during the 2004 games held in Athens, Greece, leading the team with a .346 batting average.



Nick MARKAKIS

YEAR	CLUB	AVG	G	AB	R	H	2B	3B	HR	RBI	SH	SF	HBP	BB	IBB	SO	SB	CS	GDP	SLG	OBP
2003	Aberdeen-1	.283	59	205	22	58	14	3	1	28	1	3	1	30	1	33	13	5	6	.395	.372
2004	Delmarva	.299	96	355	57	106	22	3	11	64	2	5	2	42	1	66	12	3	6	.470	.371
2005	Frederick	.300	91	350	59	105	25	1	12	62	0	4	4	43	4	65	2	1	6	.480	.379
	Bowie	.339	33	124	19	42	16	2	3	30	0	1	0	18	0	30	0	1	5	.573	.420
2006	BALTIMORE	.291	147	491	72	143	25	2	16	62	3	2	3	43	3	72	2	0	15	.448	.351
2007	BALTIMORE	.300	161	637	97	191	43	3	23	112	1	6	5	61	5	112	18	6	22	.485	.362
2008	BALTIMORE	.306	157	595	106	182	48	1	20	87	0	1	2	99	7	113	10	7	10	.491	.406
2009	BALTIMORE	.293	161	642	94	188	45	2	18	101	0	10	3	56	0	98	6	2	12	.453	.347
2010	BALTIMORE	.297	160	629	79	187	45	3	12	60	0	5	2	73	9	93	7	2	18	.436	.370
2011	BALTIMORE	.284	160	641	72	182	31	1	15	73	0	6	7	62	6	75	12	3	16	.406	.351
2012	Bowie	.300	3	10	4	3	1	0	2	4	0	0	0	2	0	2	0	0	0	1.000	.417
	BALTIMORE	.298	104	420	59	125	28	3	13	54	0	5	4	42	3	51	1	1	11	.471	.363
2013	BALTIMORE	.271	160	634	89	172	24	0	10	59	0	8	3	55	3	76	1	2	17	.356	.329
Minor Lg. Totals		.301	282	1044	161	314	78	9	29	188	3	13	7	135	6	196	27	10	23	.476	.380
BALTIMORE Totals		.292	1210	4689	668	1370	289	15	127	608	4	43	29	491	36	690	57	23	121	.441	.360
American League		.292	1210	4689	668	1370	289	15	127	608	4	43	29	491	36	690	57	23	121	.441	.360
ML Totals		.292	1210	4689	668	1370	289	15	127	608	4	43	29	491	36	690	57	23	121	.441	.360

1-Selected by the Orioles in the 1st round (#7 overall) of the 2003 First Year Player Draft

FIELDING

1B	PCT	G	PO	A	E	DP
2011	1.000	3	15	1	0	2
Totals	1.000	3	15	1	0	2

OF	PCT	G	PO	A	E	DP
2006	.994	145	314	8	2	0
2007	.994	161	303	13	2	4
2008	.991	156	327	17	3	3
2009	.981	161	298	13	6	1
2010	.991	159	332	7	3	1
2011	1.000	157	311	14	0	3
2012	.990	102	187	3	2	0
2013	1.000	155	312	7	0	1
Totals	.993	1196	2384	82	18	13

CLOSING IN

Nick Markakis is within reach of cracking the top 10 in Orioles history in three categories entering 2014. He needs 269 at-bats, 24 home runs and 16 runs scored to enter the top 10, after joining those ranks in walks and RBI (9th) and hits, total bases, and extra-base hits (10th) in 2013.

ALL-TIME HR LEADERS AT ORIOLE PARK CAMDEN YARDS

HR	Player	HR	Player	HR	Player
124	Rafael Palmeiro	74	NICK MARKAKIS	55	Harold Baines
91	Brady Anderson	73	Miguel Tejada	54	Luke Scott
89	Melvin Mora	71	Chris Hoiles	53	CHRIS DAVIS
85	Cal Ripken, Jr.	64	Jay Gibbons	48	Albert Belle
75	ADAM JONES	57	B.J. Surhoff	45	MATT WIETERS

NON-ROSTER INVITEE

68

Chris MARRERO

BATS	THROWS	HEIGHT	WEIGHT	INF
RIGHT	RIGHT	6'3	230	

BORN: July 2, 1988

OPENING DAY AGE: 25

BIRTHPLACE: Miami, FL

RESIDES: Miami, FL

CONTRACT STATUS: Signed through 2014

MAJOR LEAGUE SERVICE: 134 days

ACQUIRED: December 10, 2013; signed by the Orioles as a minor league free agent



2013 HIGHLIGHTS

- Spent the majority of the season with Triple-A Syracuse in the Washington system
- Was 2nd on the club in RBI (59), 3rd in HR (11) and 5th in total bases (164)
- Had season-high 3 hits five times (last July 12)
- Batted .400/.438/.700 in a 16-game stretch, April 14-30
- Had season-long 11-game hit streak twice, May 10-20 (.319/.353/.511) and May 23-June 3 (.348/.388/.543)
- Also appeared in 8 games for the Nationals, collecting a hit in each of his last two games (June 23 vs. COL and 27 vs. ARI)
- Played for Licey in the Dominican Winter League after the season

PRO CAREER

2012: Played in just 53 games at 5 levels in Washington's system...Spent majority of the spring and summer rehabbing a severe left hamstring strain suffered on Nov. 15 while playing for Licey in the Dominican Winter League...During '12 domestic season, homered once apiece for Auburn (shortseason Single-A), Potomac (Single-A) and Harrisburg (Double-A).

2011: Batted .248 with 5 doubles and 10 RBI in 31 late-season games with Washington in first taste of big league action...Recalled earlier in the afternoon, made MLB debut on Aug. 27 at CIN and finished 1-for-4...First hit was a single to left field off Mike Leake in the 4th inning...Hit safely in 14 of initial 17 games to begin MLB career...Committed 2 errors in MLB debut, but played error-free ball the remainder of the season to post a .993 fielding percentage (2 errors in 270 total chances) at first base...Hit .300 with 30 doubles, 14 home runs, 69 RBI, 58 walks and 59 runs scored in 127 games with Syracuse...At the time of his promotion to the big leagues, ranked among International League leaders in hits (2nd, 145), on-base percentage (tied 3rd, .375), batting average (5th), doubles (6th), walks (tied 8th) and OPS (10th, .825)...Earned Triple-A Syracuse Player of the Month honors in July.

2010: At age of 21, in first complete Double-A season with Harrisburg, ranked among Nationals farmhands in RBI (3rd, 82), homers (tied 5th, 18) and batting (6th, .294)...Hit .304 with RISP...10 of 18 homers came with men on...Was Mid-Season Eastern League All-Star...Following season, hit .306 in 23 games for Ponce in the Puerto Rican Winter League.

2009: Combined to hit .284 with 27 doubles, 17 home runs and 76 RBI in 135 combined games with Double-A Harrisburg and Single-A Potomac...Earned a spot on the Carolina League's Post-Season All-Star team.

2008: Suffered season-ending injury (broken right fibula) sliding into home plate, June 18 at Winston-Salem.

2007: Led Washington chain with 88 RBI...Was Single-A South Atlantic League All-Star selection.

2006: Batted .309 with 16 RBI in just 22 games with Rookie-level GCL Nationals, but debut was cut short by viral meningitis.

INTERNATIONAL EXPERIENCE / PREP CAREER

Helped Team USA's youth squad win a silver medal at the '04 Pan-Am Championship Qualifier in Lagos De Moreno, Mexico...Led tournament with 5 home runs and 16 RBI...Entered the '06 season as a *Baseball America* Pre-Season High School First-Team All-American...Earned Florida State 4A-1A First-Team honors en route to Monsignor Pace claiming the 4A Florida state title... Nabbed First-Team All-Dade County honors as a junior...Played in the '05 AFLAC All-American Classic.

PERSONAL/MISCELLANEOUS

Christopher Marrero...Nicknamed "Nene" ("baby" in Spanish)...Was slated to play baseball at the University of Miami (FL) before signing pro contract...Older brother, Christian, is an outfielder and reached Triple-A for the first time in 2012...Washington's top selection in 2006 entered senior year of high school rated by *Baseball America* as the 2nd-best draft-eligible high school prospect.



Chris MARRERO

YEAR	CLUB	AVG	G	AB	R	H	2B	3B	HR	RBI	SH	SF	HBP	BB	IBB	SO	SB	CS	GDP	SLG	OBP
2006	GCL Nationals	.309	22	81	10	25	9	0	0	16	0	1	1	8	1	19	0	0	0	.420	.374
2007	Hagerstown	.293	57	222	31	65	14	0	14	53	0	4	3	14	3	39	0	4	5	.545	.337
	Potomac	.259	68	255	40	66	11	3	9	35	0	3	0	32	3	63	0	0	6	.431	.338
2008	Potomac	.250	70	256	40	64	15	2	11	38	0	3	5	25	1	55	0	0	9	.453	.325
2009	Potomac	.287	112	414	58	119	21	2	16	65	0	5	8	42	0	97	2	3	7	.464	.360
	Harrisburg	.267	23	75	9	20	6	0	1	11	0	0	1	8	0	18	0	1	2	.387	.345
2010	Harrisburg	.294	141	524	73	154	28	0	18	82	0	5	5	43	2	102	1	3	16	.450	.350
2011	Syracuse	.300	127	483	59	145	30	0	14	69	0	3	2	58	2	97	3	2	14	.449	.375
	WASHINGTON	.248	31	109	6	27	5	0	0	10	0	3	1	4	0	27	0	0	1	.294	.274
2012	Auburn	.357	5	14	4	5	1	0	1	3	0	0	0	2	0	6	0	0	0	.643	.438
	Hagerstown	.250	2	4	1	1	1	0	0	0	0	0	1	1	0	2	0	0	0	.500	.500
	Potomac	.462	4	13	1	6	1	0	1	4	0	0	0	0	0	2	0	0	0	.769	.462
	Harrisburg	.273	5	22	2	6	2	0	1	3	0	0	1	0	0	3	0	0	0	.500	.304
	Syracuse	.244	37	127	13	31	6	1	0	12	0	0	1	16	0	28	0	0	6	.307	.333
2013	Syracuse	.270	111	408	48	110	17	2	11	59	0	3	3	36	2	67	0	1	15	.402	.331
	WASHINGTON	.125	8	16	0	2	0	0	0	1	0	0	0	0	0	4	0	0	0	.125	.125
	Minor Lg. Totals	.282	784	2898	389	817	162	10	97	450	0	27	31	285	14	598	6	14	80	.445	.350
	National League	.232	39	125	6	29	5	0	0	11	0	3	1	4	0	31	0	0	1	.272	.256
	ML Totals	.232	39	125	6	29	5	0	0	11	0	3	1	4	0	31	0	0	1	.272	.256

1 - Selected by Washington in the 1st round (#15 overall) of the 2006 First Year Player Draft

FIELDING

	1B	PCT	G	PO	A	E	DP
2011	.993	31	254	14	2	17	
2013	1.000	3	12	2	0	1	
Totals	.993	34	266	16	2	18	

BIRDS BIGGEST DEAL

In November-December, 1954, the Orioles and New York Yankees engineered a 17-player deal, one of the biggest in baseball history. General Manager Paul Richards sent the following players to New York: pitchers Mike Blyzka, Don Larsen and Bob Turley; catcher Darrell Johnson, first baseman Dick Kryhoski, shortstop Billy Hunter and outfielders Ted del Guercico and Jim Fridley. The Orioles acquired pitchers Harry Byrd, Jim McDonald and Bill Miller; catchers Hal Smith and Gus Triandos; second baseman Don Leppert, third baseman Kal Segrist, shortstop Willie Miranda and outfielder Gene Woodling.

DID YOU KNOW?

- O's infielder Wayne Gross became the first player in major league history to hit at least 10 homers and driver in fewer than 20 runs in a season in 1985. He hit 11 HR and drove in 18 runs. O's catcher Chris Hoiles holds the record for fewest RBI (40) for a player with 20 home runs in a season, when he did it in 1992.
- The last time a team had a right-handed and left-handed pitcher each win 20 games in a season in the American League was 1980, when RHP Steve Stone (25) and LHP Scott McGregor (20) did it for the Orioles.
- Orioles Hall of Fame pitcher Jim Palmer is the only pitcher to win a World Series game in three different decades.

17

Brian MATUSZ

BATS	THROWS	HEIGHT	WEIGHT	
LEFT	LEFT	6'4	200	LHP

BORN: February 11, 1987 **OPENING DAY AGE:** 27
BIRTHPLACE: Grand Junction, CO **RESIDES:** Paradise Valley, AZ
CONTRACT STATUS: Signed through 2014
MAJOR LEAGUE SERVICE: 3 years, 156 days
ACQUIRED: Selected by the Orioles in the 1st round (4th overall) of the 2008 First Year Player Draft...Signed to a major league contract on August 15, 2008



GAME HIGHS & STREAKS

LONGEST OUTING: 8.0 innings, twice, most recently August 19, 2010 vs. Texas...**LONGEST RELIEF OUTING:** 2.0 innings, twice, most recently September 16, 2012 at Oakland...**STRIKEOUT HIGH:** 9, twice, most recently May 22, 2012 vs. Boston...**WALK HIGH:** 5, twice, most recently June 7, 2012 at Boston...**HR ALLOWED:** 3, three times, most recently August 28, 2011 (2) vs. New York (AL)...**WINNING STREAK:** 7 games, August 19, 2010-June 6, 2011...**LOSING STREAK:** 12 games, June 12, 2011-April 20, 2012

2013 HIGHLIGHTS

- Pitched out of the bullpen and posted career bests with a 24.0% K rate, 8.82 K/9, 3.13 K/BB, a 28.3% swing-and-miss rate, a 2.89 FIP and 3.53 ERA, .230 average against, .295 OBP allowed and .321 SLG allowed
- Stranded 32 of 37 inherited runners in 2013, the 7th best mark in the majors (3rd in AL)
- Has stranded 46 of 51 inherited runners (90.2%) dating back to 2012, the 2nd best mark in the majors (Doolittle, OAK, 90.7%) in that time
- Held LHH to a line of .168/.225/.277 in 112 plate appearances
- .168 average against by LHH was the 5th best mark for any AL reliever
- Posted a 1.35 ERA (26.2IP, 4ER) in 34 games at OPACY
- Tossed season-high 1.2 innings twice, April 28 @OAK (2ER) and May 31 vs. DET (scoreless)

PRO CAREER

2012: Began season with O's before being optioned to Triple-A Norfolk, 7/1...Was 5-10 with a 5.42 ERA (84.2IP, 51ER) in 16 starts before being optioned...Went 2-1 with 1 save and a 4.21 ERA (47.0IP, 22ER) in 10 games (6GS) with the Tides...Held left-handed hitters to a .258/.288/.274 line in 62 at-bats at Triple-A...Recalled by the O's, 8/24, and was transferred to the bullpen...Pitched to a 1.35 ERA (13.1IP, 2ER, 5H, 3BB & 19K) in 18 relief outings, stranding all 14 inherited runners...Held left-handed hitters to a total line of .175/.230/.298 line in 123 plate appearances in the majors...Earned first career relief win, 9/16 @OAK (2.0 scoreless IP, 2K)...Pitched season-high 7.1 innings, striking out 7 in earning the win, 6/2 @TB...Struck out season-high and career-high tying 9 batters, 5/22 vs. BOS...Snapped career-long 12 game losing streak, 5/1 @NYY (6.1IP, ER)...Struck out only batter faced (Hamilton) in AL Wild Card Game vs. TEX...Went 0-1 with a 2.08 ERA (4.1IP, ER) in the ALDS vs. NYY, appearing in all 5G of the series.

2011: Had two stints with the Orioles; March 31-June 30 and August 16-end of season...On DL with a strained left intercostal, March 30-June 1...Went 1-0 with a 2.45 ERA (11.0IP, 3ER) in his first two starts to begin the season...Went 0-9 with a 13.03 ERA (38.2IP, 56ER) in his final 10 starts to end the season, allowing 4ER or more in each game...Season-ending 9-game losing streak is the longest current active losing streak in baseball...Surrendered at least one HR and one walk in each of his final 11 starts, the longest streak in franchise history...10.69 ERA was the highest single-season ERA in ML history for a pitcher making 10 or more starts in a season...3.26 HR per 9.0 innings was the highest rate in ML history for a pitcher making 10 or more starts in a season...Tossed season-high 6.2 innings, August 16 @OAK...Struck out season-high 5 on five occasions (6/18 @WAS, 6/25 vs. CIN, 8/16 @OAK, 8/28 (2) vs. NYY and 9/25 @DET)...Went 2-3 with a 3.46 ERA (54.2IP, 21ER) in 9 starts for Triple-A Norfolk...Named International League Pitcher of the Week, July 13-17 (7.0 scoreless innings, 3H, 2BB, 8K vs. Gwinnett).

2010: Led AL rookies in strikeouts (143), innings pitched (175.2) and games started (32)...Was 2nd in opponents' average (.255), tied for 2nd in wins (10) and 3rd in ERA (4.30)...Was named AL Rookie of the Month for August after going 4-1 with a 2.43 ERA (37.0IP, 10ER) in six starts...Won six consecutive decisions from August 20, 2009-April 24, 2010, then dropped a career-high nine games from April 29-June 29...Won his final six decisions from August 19 through the end of the season...Went 6-0 with a 1.57 ERA (46.0IP, 8ER) over his final eight starts starting August 19...The Orioles won each of those eight games...Was 2-0 record in five starts against the Red Sox, the first rookie since the St. Louis Browns' Sig Jakucki in 1944 (4-0 in five starts) to go undefeated in five starts against Boston (Elias)...Pitched at least 6.0 innings in 20 of his 32 starts...Had 18 Quality Starts on the year.

2009: Spent time with Class-A Frederick, Double-A Bowie and the Orioles (recalled on August 4) in his first professional



Brian MATUSZ

season...Became fifth of five O's rookie pitchers to win their major league debut in 2009 (also Uehara, Bergesen, Berken and Hernandez), the most by a team since the Chicago White Stockings had six pitchers do it in 1888... Won the Jim Palmer Award for the best pitcher in the Orioles' minor league system... Was named Orioles Organizational Pitcher of the Month for June and July... Pitched 5.0 innings, allowing one earned run to earn the win in his debut, August 4 @DET... Recorded first major league strikeout in the 2nd inning, getting Miguel Cabrera swinging to lead off the inning... Went 1-2 in his next three starts, pitching to an 8.56 ERA (13.2IP, 13ER), allowing four earned runs or more in each start... Pitched to a 3.12 ERA (26.0IP, 9ER) in his final four starts, going 3-0 with 18 strikeouts and six walks... Struck out seven or more batters three times in eight starts, including a career-high eight, August 30 vs. CLE... Finished the season with a four-game winning streak and pitched 7.0 innings in each of his final three starts... Held lefties to a .200 average (7-35)... Pitched to a 3.16 ERA (31.1IP, 11ER) in five victories and an 8.10 ERA (13.1IP, 12ER) in his other three starts... Did not allow a hit with a runner on third and two outs in eight plate appearances against (0-for-7 with a walk allowed)... Went 2-0 with a 2.65 ERA (17.0IP, 5ER) in three starts vs. AL Central opponents... Did not lose a game from May 8 (in the Carolina League) until August 9, when he was beaten by Roy Halladay @TOR... Went 11-2 with a 1.99 ERA (113.0IP, 25ER) in 19 minor league games... Made 12 quality starts out of 19 starts in the minor leagues (one was shortened to one inning due to his promotion)... Became the fifth player from the 2008 draft to reach the big leagues (Gordon Beckham, Conor Gillaspie, Ryan Perry and Daniel Schlereth)... Was named Eastern League Pitcher of the Week with Double-A Bowie, July 6-12, when he tossed 8.0 shutout innings, allowed one hit and struck out 11... Went 7-0 with a 1.55 ERA in eight starts with the Baysox before being called up to Baltimore on August 4... His seven wins led the Baysox... Was named to the 2009 Carolina League All-Star Team with Single-A Frederick, but was promoted to Bowie before the game and did not participate... Was named the Carolina League Pitcher of the Week, May 25-31, going 1-0 in two starts and not allowing an earned run... Finished second on the Keys in strikeouts (75) despite making just 11 starts... Pitched in MLB Future's Game for Team USA on July 12 in St. Louis (1.0IP, H, ER, BB)... Named the Orioles' #1 prospect by *Baseball America* after the season.

2008: Signed his first professional contract on August 15... Made his pro debut pitching for the Surprise Rafters in the Arizona Fall League, where he went 2-4 with a 4.73 ERA (26.2IP, 14ER) in seven games (six starts)... Recorded 31 strikeouts and 7 walks in 26.2 innings... Went a combined 1-0 with a 1.29 ERA (7.0IP, 1ER) in his first two starts in the AFL... Selected to play in the AFL's Rising Stars Showcase... Named both the Orioles' and Arizona Fall League's #3 prospect by *Baseball America* after the season.

COLLEGE CAREER

2008: Attended University of San Diego... Went 12-2 with a 1.71 ERA (105.0IP, 20ER) and an NCAA-leading 141 strikeouts... Tied the school's single-game record with 17 strikeouts in a victory over Harvard on March 22... Was named the West Coast Conference Pitcher of the Year after leading the NCAA in strikeouts and tying for 5th among Division I pitchers with 12 wins.

2007: Named to the Wallace Award Watch list for the best collegiate player in the nation... Was named to the Roger Clemens Award Watch list vying for the nation's best collegiate pitcher... Was a finalist for the Golden Spikes Award for the Nation's best Collegiate Player... Made 18 starts as USD's Friday starter... Helped team win the WCC regular-season Championship and achieve a program-best No. 4 national ranking... Named first-team All-WCC... Named National Pitcher of the Week twice... Named WCC Pitcher of the Month once... Named first-team All-American by the NCBWA... Was named second-team All-American by *Collegiate Baseball*... Named *insidepitching.com*'s West Region Pitcher of the Year... Set the new single-season record for strikeouts with 163... Posted a 10-3 record with an ERA of 2.85... Recorded a career-high 13 strikeouts on three occasions and rung up 10 or more batters in nine games... Threw one complete game allowing two runs on seven hits while striking out 10 against Saint Mary's (April 5, 2007)... Recorded 13 strikeouts against Cal Poly (January 26, 2007), USC (February 9, 2007) and Portland (April 13, 2007)... Played for Team USA during the summer of 2007.

2006: Made 15 appearances (13 starts) and posted a 4-3 record with an ERA of 4.25... Rivals.com named him a second-team Freshman All-American... Was also named a Freshman All-American by *Collegiate Baseball*... Was named to *Baseball America*'s All-Freshman team... Was named the WCC Pitcher of the Week (April 21, 2006)... Struck out a season-high 11 batters in 8.0 innings of work against Georgia (February 26, 2006)... Picked up win against San Diego State allowing one run on 3 hits, while striking out 10 in 8.0 innings of work (March 10, 2006).

PERSONAL/MISCELLANEOUS

Earned two varsity letters in baseball playing for Keith Merkel at St. Mary's High (AZ)... Posted an 8-1 record with an ERA of 0.50 as a senior en route to earning the state of Arizona Player of the Year award along with a *Baseball America* All-America distinction... Was originally drafted in the fourth round of the 2005 First Year Player Draft by the Angels, but elected to attend the University of San Diego... Was named first-team All-State as a junior after posting a 8-2 record with an ERA of 0.95... Orioles amateur scout Mark Ralston was responsible for his selection.

Brian MATUSZ



YEAR	CLUB	W	L	ERA	G	GS	CG	SHO	SV	IP	H	R	ER	HR	HB	BB	IB	SO	WP	BK
2009	Frederick-1	4	2	2.16	11	11	0	0	0	66.2	56	22	16	5	1	21	0	75	5	0
	Bowie	7	0	1.55	8	8	1	1	0	46.1	31	9	8	2	1	11	0	46	0	0
	BALTIMORE	5	2	4.63	8	8	0	0	0	44.2	52	24	23	6	0	14	0	38	0	0
2010	BALTIMORE	10	12	4.30	32	32	0	0	0	175.2	173	88	84	19	7	63	3	143	1	0
2011	Frederick	0	0	2.25	1	1	0	0	0	4.0	2	1	1	0	0	2	0	2	0	0
	Bowie	0	0	0.00	1	1	0	0	0	6.0	3	0	0	0	0	1	0	1	0	0
	Norfolk	2	3	3.46	9	9	1	1	0	54.2	51	23	21	4	2	19	0	41	2	0
	BALTIMORE	1	9	10.69	12	12	0	0	0	49.2	81	60	59	18	0	24	1	38	0	0
2012	Norfolk	2	1	4.21	10	6	1	1	1	47.0	43	24	22	2	0	15	0	32	4	1
	BALTIMORE	6	10	4.87	34	16	0	0	0	98.0	112	61	53	15	0	41	4	81	0	0
2013	BALTIMORE	2	1	3.53	65	0	0	0	0	51.0	43	21	20	3	2	16	2	50	0	0
	Minor Lg. Totals	15	6	2.72	40	36	3	3	1	224.2	186	79	68	13	4	69	0	197	11	1
	BALTIMORE TOTALS	24	34	5.13	151	68	0	0	0	419.0	461	254	239	61	9	158	10	350	1	0
	American League	24	34	5.13	151	68	0	0	0	419.0	461	254	239	61	9	158	10	350	1	0
	ML Totals	24	34	5.13	151	68	0	0	0	419.0	461	254	239	61	9	158	10	350	1	0

1-Selected by the Orioles in the 1st round (#4 overall) in the 2008 First Year Player Draft

BATTING

YEAR	AVG	AB	R	H	2B	3B	HR	RBI	SH	SF	HBP	BB	IBB	SO	SB	CS	GDP	SLG	OBP
Career	.125	8	0	1	0	0	0	0	0	0	0	0	0	2	0	0	0	.125	.125

WILD CARD

YEAR	CLUB	W	L	ERA	G	GS	CG	SHO	SV	IP	H	R	ER	HR	HB	BB	IB	SO	WP	BK
2012	BAL vs. TEX	0	0	0.00	1	0	0	0	0	0.1	0	0	0	0	0	0	0	1	0	0
Totals		0	0	0.00	1	0	0	0	0	0.1	0	0	0	0	0	0	0	1	0	0

DIVISION SERIES

YEAR	CLUB	W	L	ERA	G	GS	CG	SHO	SV	IP	H	R	ER	HR	HB	BB	IB	SO	WP	BK
2012	BAL vs. NYY	0	1	2.08	5	0	0	0	0	4.1	2	1	1	1	0	2	1	5	1	0
Totals		0	1	2.08	5	0	0	0	0	4.1	2	1	1	1	0	2	1	5	1	0

FIELDING

P	PCT	G	PO	A	E	DP
2009	1.000	8	0	5	0	0
2010	.967	32	8	21	1	1
2011	1.000	12	1	2	0	0
2012	1.000	34	2	10	0	0
2013	1.000	65	0	6	0	1
Totals	.982	151	11	44	1	2



T.J. McFARLAND

66

LHP

BATS
LEFT

THROWS
LEFT

HEIGHT
6'3"

WEIGHT
190

BORN: June 8, 1989

OPENING DAY AGE: 24

BIRTHPLACE: Palos Hills, IL

RESIDES: Orland Park, IL

CONTRACT STATUS: Signed through 2014

MAJOR LEAGUE SERVICE: 1 year

ACQUIRED: December 6, 2012; selected by the Orioles in the Rule 5 Draft from Cleveland

GAME HIGHS & STREAKS

LONGEST RELIEF OUTING: 4.1 innings, June 23, 2013 vs. Toronto...**STRIKEOUT HIGH:** 5, twice, most recently June 15, 2013...**WALK HIGH:** 3, September 20, 2013 vs. Tampa Bay...**HR ALLOWED:** 2, June 1, 2013 vs. Detroit...**WINNING STREAK:** 3 games, September 18, 2013-current...**LOSING STREAK:** 1 game, August 13, 2013

2013 HIGHLIGHTS

- Spent the season with the O's, making 38 appearances (one GS)
- Made ML debut, April 6 vs. MIN (3.1 scoreless IP, H, season-high tying 5K)
- Posted a 2.92 ERA (24.2IP, 8ER) in his first 12 appearances, April 6-May 28
- Recorded 1st ML win, June 13 vs. BOS
- Struck out season-high tying five in 3.2 scoreless innings, June 15 vs. BOS
- Tossed career-high 4.1IP, June 23 @TOR
- Made 1st career start, June 28 vs. NYY, taking a no-decision (2.2IP, 7H, 3ER, BB, 4K)
- Pitched to a 2.53 ERA (10.2IP, 3ER) in six July games
- Suffered 1st ML loss, August 13 @ARI (Goldschmidt walk-off HR)
- In his final eight games, posted a 0.90 ERA (10.0IP, ER)
- Posted a 33-to-5 strikeout-to-walk ratio against LHH
- In 18 road games, pitched to a 2.67 ERA (33.2IP, 10ER)

PRO CAREER

2012: Split the season between Double-A Akron and Triple-A Columbus and led all Cleveland farmhands with 16 wins...Went 8-2 with a 2.69 ERA (60.1IP, 18ER) in 10 starts with the Aeros to start the season...Began the year 8-1 with a 1.79 in his first nine starts before allowing 7ER in 5.0IP in his final Aeros' start, May 25...Went 5.0 or more innings in nine of his 10 Double-A starts, including 7.0 innings on four occasions...Made his first appearance with Columbus on May 31, tossing 5.2 scoreless innings...Went 4-1 with a 3.43 ERA (39.1IP, 15ER) in six starts in August.

2011: Tied-2nd in the Eastern League in complete games (2) and tied-4th in starts (25).

2010: Finished 3rd among all Indians farmhands in wins (11)...Tied-2nd in the Carolina League in wins (11) and 4th in ERA (3.13)...Named to Carolina League All-Star Team.

2009: Spent the season with Class-A Lake County, leading the club in wins (9), finishing 2nd in starts (23) and IP (120.2), and 3rd in strikeouts (85).

2008: Began his pro career with Gulf Coast, leading the club in IP (55.0), finishing 2nd in starts (10), and 3rd in strikeouts (38).

PERSONAL/MISCELLANEOUS

Originally selected by Cleveland in the 4th round of the 2007 First Year Player Draft...Signed by Mike Soper...Graduated from Amos Alonso Stagg (IL) High School.



YEAR	CLUB	W	L	ERA	G	GS	CG	SHO	SV	IP	H	R	ER	HR	HB	BB	IB	SO	WP	BK
2008	GCL Indians-1	3	4	5.07	12	10	0	0	0	55.0	70	38	31	3	4	15	0	38	12	0
2009	Lake County	9	4	3.58	25	23	0	0	1	120.2	128	58	48	6	3	42	0	85	10	1
2010	Kinston	11	5	3.13	24	19	1	0	0	126.2	121	50	44	9	4	40	0	92	6	1
	Akron	0	0	11.25	1	1	0	0	0	4.0	9	6	5	1	0	2	0	5	0	0
2011	Kinston	0	1	2.25	2	2	0	0	0	12.0	9	5	3	2	0	1	0	12	0	0
	Akron	9	9	3.87	25	25	2	0	0	137.1	140	73	59	9	7	50	0	103	12	3
2012	Akron	8	2	2.69	10	10	1	0	0	60.1	61	18	18	1	3	12	0	41	1	0
	Columbus	8	6	4.82	17	17	1	1	1	102.2	112	55	55	9	1	33	0	55	5	0
2013	BALTIMORE-2	4	1	4.22	38	1	0	0	0	74.2	83	37	35	7	0	28	5	58	2	0
	Minor Lg. Totals	48	31	3.83	116	107	5	1	1	618.2	650	303	263	40	22	195	0	431	46	5
	BALTIMORE TOTALS	4	1	4.22	38	1	0	0	0	74.2	83	37	35	7	0	28	5	58	2	0
	American League	4	1	4.22	38	1	0	0	0	74.2	83	37	35	7	0	28	5	58	2	0
	ML Totals	4	1	4.22	38	1	0	0	0	74.2	83	37	35	7	0	28	5	58	2	0

1- Selected by Cleveland in the 4th round of the 2007 First Year Player Draft

2- Selected by the Orioles in the Rule 5 Draft, December 6, 2012

FIELDING

P	PCT	G	PO	A	E	DP
2013	1.000	38	3	12	0	0
Totals	1.000	38	3	12	0	0

FRONT
OFFICE

ORIOLES
REACH

MANAGER &
COACHES

T.J.
McFARLAND

2013
IN REVIEW

OPPONENTS

MINOR
LEAGUES

RECORDS &
HISTORY

ORIOLE PARK

MEDIA



NON-ROSTER INVITEE

Evan MEEK

47

RHP

BATS
RIGHT

THROWS
RIGHT

HEIGHT
6'0

WEIGHT
225

BORN: May 12, 1983

OPENING DAY AGE: 30

BIRTHPLACE: Bellevue, WA

RESIDES: Bothell, WA

CONTRACT STATUS: Signed through 2014

MAJOR LEAGUE SERVICE: 3 years, 72 days

ACQUIRED: February 6, 2014; signed by the Orioles as a minor league free agent

GAME HIGHS & STREAKS

LONGEST RELIEF OUTING: 3.0 innings, June 8, 2009 vs. Atlanta...**STRIKEOUT HIGH:** 4, twice, most recently June 27, 2010 vs. Oakland...**WALK HIGH:** 5, April 4, 2007 vs. Chicago (NL)...**HR ALLOWED:** 1, 12 times, most recently April 16, 2012 vs. Arizona...**WINNING STREAK:** 2 games, May 14-31, 2010...**LOSING STREAK:** 2 games, July 9-August 13, 2010

2013 HIGHLIGHTS

- Made 33 appearances (15 GS) with Triple-A Round Rock in the TEX system, going 6-9 with 4 SV
- His first 18 appearances were all out of the bullpen, including a season-high 3.2 IP in his final relief outing, June 8 vs. Iowa
- Did not allow an earned run in 13 of his 18 relief outings
- Moved into rotation on June 13 and went 6-6 with a 4.40 ERA (86.0IP, 42ER) in 15 starts (7 Quality Starts)
- Tossed season-high 8.0 shutout innings, July 21 vs. Iowa

PRO CAREER

2012: Made 12 relief appearances over 3 stints with the Pirates...Allowed runs in 5 of those games and permitted 4 of 5 inherited runners to score...Had one hold and finished 5 games...Opponents batted .286, .179 (5-28) by RHB and .429 (9-21) by LHB...Opened the season with PIT for the 4th time in the last 5 seasons and posted a 5.59 ERA in 9 outings...Was optioned to Indianapolis on April 30 and worked 6.0 scoreless innings in 4 games for the Indians to earn recall on May 16...Issued 3 runs in 1.0 inning on May 16 @WAS and returned to the minors on May 18...Was recalled from Indianapolis again on July 21 and pitched 1.1 scoreless innings in 2 games before returning to the Indians on July 25 for the remainder of the season...Compiled a 2.09 ERA (38.2IP, 8ER) in 1st 28 games at Indianapolis, including a 0.96 mark (9.1IP, ER) in 7 contests in July...Had a 6.14 ERA (7.1IP, 5ER) in final 8 outings beginning August 7...Held opponents to .201 average, .200 vs. RHB and .203 vs. LHB...Earned lone save on July 16 vs. Gwinnett...DFA on September 10.

2011: Began the year in the Pirates bullpen, posting a 5.63 ERA (8.0IP, 5ER) in 11 games before being disabled on April 27 with right shoulder tendinitis...Made 4 scoreless rehab appearances (4.0 IP) with Indianapolis and was activated on May 24...Made just 6 appearances before returning to the DL on June 8 with the same injury...After 6 rehab outings with Bradenton (A) and Indianapolis was activated on September 6...Had a 1.42 ERA (6.1IP, ER) over 7 outings the rest of the year...Overall, allowed runs in 6 of 24 games with the Pirates with a 1.89 ERA (19.0IP, 4ER) in final 21 appearances...Lone victory came on May 31 @ NYM.

2010: Ranked among the NL relief leaders in innings (4th, 80.0), opponents batting average (6th, .185) and ERA (7th, 2.14) and was an NL All-Star...Led the Pirates in appearances (70) and relief wins (5), both career bests...Earned 4 saves in 10 opportunities...Had a 1.11 ERA in 40 games in the 1st half...Did not pitch in July 13 Midsummer Classic @LAA...Recorded 1st major league save, April 29 @ LAD...Was hit on right hand by Ryan Braun line drive on August 29 @MIL and missed next 6 games.

2009: Opened at Indianapolis, posting a 1.04 ERA in 6 games to earn promotion to the Pirates on April 25...Had a 2.60 ERA (17.1IP, 5ER) over 1st 15 games thru May 31...Pitched career-high 3.0 innings twice, May 3 vs. CIN and June 8 vs. ATL...Earned 1st major league win, July 17 vs. SF...Opposition batted just .209...Placed on the 15-day DL on August 12 with a strained left oblique muscle and missed the rest of the year.

2008: Began the season with the Pirates after being selected in the December 2007 Rule 5 Draft from Tampa Bay...Allowed 2 runs in 0.2 IP in ML debut on April 2 @ATL and had a 6.92 ERA in 9 games when DFA on May 4...Was offered back to TB but then acquired by PIT for cash considerations on May 14...Split the remainder of the season between Altoona (AA) and Indianapolis, with a 2.51 ERA (57.1IP, 16ER) in 32 total games...Had a 2.81 ERA in 9 games for the Curve before promotion to Indianapolis on June 17...Posted a 1.17 ERA (38.1IP, 5ER) in final 20 games with Indy...Pitched for Mazatlan in Mexican Winter League and was 1-1, 2.93 with 13 saves in 18 appearances.

2007: Made 44 appearances at Montgomery (AA) in only full season in TB organization...Only save came on April 7 vs. West Tennessee...Ended the year with a 14.0-inning scoreless streak in last 9 games...Had a 0.93 ERA in 9 appearances with Scottsdale in Arizona Fall League.

2006: Topped SD's Lake Elsinore (High-A) club in starts (25) and strikeouts (113)...Won 3 straight decisions, June 15-July 4...



Was traded to TB on August 24 and finished year with 2 relief outings at Visalia (High-A).

2005: Had a 10.00 ERA in 13 games at MIN's Beloit (Low-A) club before being released on June 22...Did not pitch the rest of the season before being signed by SD on Sept. 17.

2004: Made 3 starts at Quad City (Low-A) to begin the year before going on the DL on April 21...Was activated on June 17 and spent rest of year at Elizabethton (Short Season-A)...Had only victory in relief on July 6 at Johnson City.

2003: Placed 3rd in the Appalachian League in wins (7) at Elizabethton in 1st pro season...Was 2nd on the staff in innings (51.0) and placed 3rd in strikeouts (47)...Won 1st 5 decisions, including 1st pro victory, June 2 vs. Bluefield.

PERSONAL/MISCELLANEOUS

Evan David Meek...Played one season at Bellevue (WA) Community College, earning all-conference honors on the mound...Transferred to Bellevue CC after one semester at Midland (TX) College...Also pitched at Inglesmoor High School in Kenmore, WA (graduated 2002)...Was named the 2010 Chuck Tanner Award winner by the Pittsburgh BBWAA chapter, given annually to the Pirates player deemed most cooperative with the media.

YEAR	CLUB	W	L	ERA	G	GS	CG	SHO	SV	IP	H	R	ER	HR	HB	BB	IB	SO	WP	BK
2003	Elizabethton-1	7	1	2.47	14	8	0	0	1	51.0	33	15	14	2	0	24	0	47	6	0
2004	Elizabethton	1	2	8.06	12	3	0	0	0	22.1	18	26	20	1	8	25	0	23	11	0
	Quad Cities	0	0	11.12	3	3	0	0	0	5.2	7	7	7	0	2	15	0	3	4	0
2005	Beloit	0	1	10.00	13	0	0	0	0	18.0	15	26	20	0	2	36	0	11	8	1
2006	Lake Elsinore-2	6	6	4.98	26	25	0	0	0	119.1	136	80	66	5	8	62	0	113	9	1
	Visalia-3	0	1	9.00	2	0	0	0	0	5.0	6	5	5	0	2	4	0	7	1	0
2007	Montgomery	2	1	4.30	44	0	0	0	1	67.0	74	36	32	2	1	34	5	69	11	0
2008	Altoona-4	1	1	2.81	9	0	0	0	2	16.0	14	5	5	0	1	3	0	17	3	1
	Indianapolis	0	0	2.40	23	0	0	0	2	41.1	30	12	11	2	0	14	4	34	4	0
	PITTSBURGH	0	1	6.92	9	0	0	0	0	13.0	11	11	10	3	1	12	2	7	3	0
2009	Indianapolis	0	0	1.04	6	0	0	0	0	8.2	3	1	1	0	0	7	0	7	1	0
	PITTSBURGH	1	1	3.45	41	0	0	0	0	47.0	34	18	18	2	0	29	2	42	5	0
2010	PITTSBURGH	5	4	2.14	70	0	0	0	4	80.0	53	25	19	5	4	31	4	70	2	0
2011	Bradenton	0	0	0.00	2	1	0	0	0	2.0	1	0	0	0	0	0	0	2	0	0
	Indianapolis	0	0	2.25	8	0	0	0	1	8.0	6	2	2	0	0	1	0	8	0	0
	PITTSBURGH	1	1	3.48	24	0	0	0	0	20.2	27	11	8	1	0	12	0	17	2	0
2012	Indianapolis	3	2	2.74	36	0	0	0	1	46.0	33	16	14	3	4	26	3	41	3	0
	PITTSBURGH	0	0	6.75	12	0	0	0	0	12.0	14	9	9	1	1	6	0	8	1	0
2013	Round Rock	6	9	4.50	33	15	0	0	4	108.0	115	62	54	9	11	46	1	80	2	1
	Minor Lg. Totals	26	24	4.36	231	55	0	0	12	518.1	491	293	251	24	39	297	13	462	63	4
	National League	7	7	3.34	156	0	0	0	4	172.2	139	74	64	12	6	90	8	144	13	0
	ML Totals	7	7	3.34	156	0	0	0	4	172.2	139	74	64	12	6	90	8	144	13	0

1 - Selected by Minnesota in the 11th round of the 2002 First Year Player Draft

2 - Signed by San Diego as a free agent, September 17, 2005

3 - Acquired by Tampa Bay with Dale Thayer in exchange for Russell Branyan, August 24, 2006

4 - Selected by Pittsburgh in the Rule 5 Draft, December 6, 2007...Returned to TB, then purchased by PIT, May 15, 2008

BATTING

YEAR	AVG	AB	R	H	2B	3B	HR	RBI	SH	SF	HBP	BB	IBB	SO	SB	CS	GDP	SLG	OBP
Career	1.000	1	0	1	0	0	0	0	1	0	0	0	0	0	0	0	0	1.000	1.000

FIELDING

P	PCT	G	PO	A	E	DP
2008	.833	9	0	5	1	0
2009	1.000	41	6	5	0	1
2010	1.000	70	19	14	0	1
2011	1.000	24	2	7	0	0
2012	1.000	12	3	1	0	0
Totals	.984	156	30	32	1	2



Johnny MONELL

48

CA BATS LEFT THROWS RIGHT HEIGHT 6'0 WEIGHT 210

BORN: March 27, 1986 **OPENING DAY AGE:** 28
BIRTHPLACE: Bronx, NY **RESIDES:** Margate, NJ
CONTRACT STATUS: Signed through 2014
MAJOR LEAGUE SERVICE: 27 days
ACQUIRED: November 30, 2013; acquired by the Orioles from SF in exchange for cash considerations

2013 HIGHLIGHTS

- Spent the minor league season with Triple-A Fresno, batting .275/.364/.494 with 20 HR and 64 RBI in 121 games
- His 20 HR were tied for 4th most in the Pacific Coast League, as was his 20.75 AB/HR ratio
- Led the Grizzlies in HR (20) and walks (59) and was 2nd in runs (71), doubles (27), 3rd in games (121), plate appearances (481), hits (114), RBI (64) and total bases (205)
- Batted .291/.384/.505 in 65 road games
- Had his contract selected in September and made ML debut, September 5 vs. ARI
- Collected 1st ML hit, run and RBI, September 14 @LAD
- Appeared in eight games for SF, going 1-for-8

PRO CAREER

2012: Hit .257 (83-323) with 27 doubles, 11 HR and 50 RBI with Double-A Richmond...Led the club with a .449 SLG and tied Juan Perez for the most HR (11) on the club...Threw out 33.8% (23-of-68) of opposing base stealers...Hit .313 (25-80) with five home runs and 15 RBI in 24 games for Criollos de Caguas in the Puerto Rican Winter League.

2011: Was named to the Eastern League Mid-Season All-Star Team with Double-A Richmond...Batted .478 (11-23) in the Eastern League Playoffs.

2010: Appeared in big league camp with San Francisco...Led Class-A San Jose with 19 HR...Was named the California League Player of the Week, July 26-Aug. 1.

2009: Led the South Atlantic League by throwing out 42% of would be base stealers with Class-A Augusta...Played winter ball for Gigantes de Carolina of the Puerto Rican League and hit .242 (8-33) in 13 games.

2008: Appeared in 54 total games for AZL Giants (11G, .405/.479/.643) and Salem-Kaizer (43G, .267/.330/.466).

2007: Spent first professional season with AZL-Giants, hitting .240 (18-75) with three HR and 19 RBI in 28 games.

PERSONAL/MISCELLANEOUS

Originally selected by San Francisco in the 30th round of the 2007 First Year Player Draft...Graduated from Christopher Columbus (Bronx, NY) HS...Father, Johnny Sr., played professionally in the New York Mets organization, reaching Triple-A Tidewater in 1990.

YEAR	CLUB	AVG	G	AB	R	H	2B	3B	HR	RBI	SH	SF	HBP	BB	IBB	SO	SB	CS	GDP	SLG	OBP
2007	AZL Giants-1	.240	28	75	11	18	3	1	3	19	0	1	2	15	0	16	3	4	0	.427	.376
2008	AZL Giants	.405	11	42	13	17	7	0	1	10	0	0	2	4	0	5	3	0	0	.643	.479
	Salem-Keizer	.267	43	161	21	43	17	0	5	25	0	0	4	11	0	36	1	2	6	.466	.330
2009	Augusta	.273	91	293	46	80	21	0	8	44	1	1	5	33	0	45	4	1	14	.427	.355
2010	San Jose	.273	115	421	66	115	25	4	19	70	0	1	2	48	1	105	12	3	12	.487	.350
	Fresno	.200	5	15	0	3	1	1	0	1	0	0	0	2	0	4	0	0	1	.400	.294
2011	Richmond	.249	119	386	46	96	24	1	10	49	1	3	3	48	2	93	0	3	14	.394	.334
2012	Richmond	.257	108	323	39	83	27	1	11	50	0	5	5	41	1	84	2	2	10	.449	.345
2013	Fresno	.275	121	415	71	114	27	2	20	64	0	5	2	59	2	105	6	3	11	.494	.364
	SAN FRANCISCO	.125	8	8	2	1	0	0	0	1	1	0	0	0	0	3	0	0	1	.125	.222
	Minor Lg. Totals	.267	641	2131	313	569	152	10	77	332	2	16	25	261	6	493	31	18	68	.456	.351
	National League	.125	8	8	2	1	0	0	0	1	0	0	1	0	0	3	0	0	0	.125	.222
	ML Totals	.125	8	8	2	1	0	0	0	1	0	0	1	0	0	3	0	0	0	.125	.222

1 - Selected by San Francisco in the 30th round of the 2007 First Year Player Draft

FIELDING

CA	PCT	G	PO	A	E	DP
2013	1.000	1	4	0	0	0
Totals	1.000	1	4	0	0	0

25

Bud NORRIS

BATS RIGHT THROWS RIGHT HEIGHT 6'0 WEIGHT 220 **RHP**

BORN: March 2, 1985 **OPENING DAY AGE:** 29
BIRTHPLACE: Greenbrae, CA **RESIDES:** Houston, TX
CONTRACT STATUS: Signed through 2014
MAJOR LEAGUE SERVICE: 4 years, 68 days
ACQUIRED: July 31, 2013; acquired from Houston in exchange for OF L.J. Hoes and minor league LHP Josh Hader



GAME HIGHS & STREAKS

LONGEST OUTING: 8.0 innings, three times, most recently May 8, 2013 vs. Los Angeles (AL)...**LONGEST RELIEF OUTING:** 3.0 innings, July 29, 2009 vs. Chicago (AL)...**STRIKEOUT HIGH:** 14, August 14, 2010 vs. Pittsburgh...**WALK HIGH:** 7, October 1, 2010 vs. Chicago (NL)...**HR ALLOWED:** 3, five times, most recently August 15, 2012 vs. Chicago (NL)...**WINNING STREAK:** 4 games, twice, most recently May 5-21, 2012...**LOSING STREAK:** 12 games, May 31-September 20, 2012

2013 HIGHLIGHTS

- In his five home starts for Baltimore, was 2-1 with a 7.30 ERA (24.2IP, 20ER) and the Orioles were 4-1 in those five games
- In his four road starts for the Orioles, was 2-0 with a 1.93 ERA (23.1IP, 5ER)
- Was tagged with the loss in both of his two extra innings relief appearances for the Birds...Allowed the walk-off hit in the 14th inning August 14 @ARI and the game winner in the 18th inning September 20 @TB after working scoreless frames in the 16th and 17th
- In his 30 starts for the Orioles and Astros in 2013, he received two or fewer runs of support while he was in the game in 14 of those starts and three or fewer runs of support in 23 of those 30 starts
- Opponents swung at first pitches against Norris 29.5 percent of the time, the 7th-highest rate in the AL
- Worked at least 5.0 innings in all but four starts in 2013
- Limited opponents to three or fewer earned runs in 22 of his 30 starts
- Made 16 Quality Starts, including 15 in his final 25 starts
- From April 17 to June 28, a span of 14 starts for Houston, he did not receive more than three runs of support while he was in a game (0R once, 1R four times, 2R four times and 3R five times) and his 2.90 run support average (RSA) over that span was second-lowest in the AL and fifth-lowest in MLB

PRO CAREER

2012: Made 29 starts in his third full season in the majors...Led the club in strikeouts (165) and Quality Starts (17)...Went 4-1 with a 1.71 ERA (73.2IP, 14ER) and 82 strikeouts at Minute Maid Park...Led the NL and ranked 2nd in the majors in home ERA (min. 10 starts)...Ranked 10th in the NL with 8.52 K/9IP...His 1.71 home ERA also ranked 3rd all-time in Astros history for a single season (min. 10 starts) behind Mike Cuellar's 1.57 mark (1968) and Bob Knepper's 1.22 mark (1981)...Spent the entire season in the Astros starting rotation...Missed three turns in the rotation after being placed on the DL on June 12 (sprained left knee)...Reinstated on June 29...Started the Astros' third game of the season on April 8 vs. COL...Received no decision in the Houston's 3-2 victory, tossing 7.0 innings and allowing two runs on four hits with eight punchouts...Tied a major league record for strikeouts in an inning on April 24 @MIL, recording four K's in the 3rd inning...Was the fourth Astros hurler to accomplish the feat and the first since RHP Brad Lidge did so on June 13, 2004 @MIL...The last Astros starter with four K's in an inning was RHP Mike Scott on Sept. 3, 1986 @CHC...Went 4-0 with a 1.17 ERA (30.2IP, 4ER), May 5-21...During that stretch, he became the first Astros pitcher to win four starts by tossing at least 6.0 innings and allowing no more than one run in each appearance since Wandy Rodriguez did so, July 2-21, 2009...Struck out 12 batters without issuing a walk on June 6 vs. STL...Marked his 6th career double-digit strikeout game...Became the first Astros pitcher to record 12+ strikeouts without issuing a walk since RHP Shane Reynolds (14K), who accomplished the feat on Aug. 15, 1999 vs. PIT...Snapped a career-long 12-game losing skid on Sept. 26 vs. STL...Tossed 7.1 scoreless innings and struck out seven without issuing a walk...Also ended an 18-start winless streak, which was the longest in Astros history for a single season and the longest streak in the majors since LHP Chris Capuano went 18 starts without a win in 2007 for the Brewers (Elias)...Threw 6.0 shutout frames in his last start of the year on October 2 @CHC, ending the season with 13.1 consecutive scoreless innings...Posted a 3.75 ERA (72.0IP, 30ER) and 64 strikeouts over his last 12 starts of the season...Made one rehab start with Triple-A OKC on June 23, going 5.0 innings and allowing two runs on three hits with seven strikeouts.

2011: In his second full season in the majors, led the club with 176 strikeouts and career-high 186.0IP...Ranked 9th in the NL in K/9IP at 8.52...Spent the entire season in the Astros starting rotation...Missed his last scheduled start on September 25 vs. COL because of right biceps tendinitis...Held right-handed hitters to a .220 (76-346) average, ranking 10th in the NL...The Astros lost four of his starts by a 1-0 count...The last Astros starter to start at least four 1-0 losses in a single season was RHP Roger Clemens in 2005 (five starts)...Had a 20-start run, April 14-Aug. 1, during which he posted a 5-6 record and a 3.10 ERA (125.0IP,



Bud NORRIS

43ER)...Tossed a season-high 121 pitches, Sept. 3 vs. MIL...Tied his career-high by pitching 8.0 innings on June 8 vs. STL... Had three double-digit strikeout games: August 28 @SF (10K), July 1 vs. BOS (10K), May 1 vs. MIL (11K)...Started the Astros third game of the season on April 3 @PHI.

2010: Finished his first full season in the majors with a 9-10 record and a 4.92 ERA (153.2IP, 84ER) in 27 GS...Ranked 5th among NL starters in K/9IP at 9.25, the highest ratio by an Astros starter since 1988, when Nolan Ryan finished his campaign with 9.33...In his 14 home starts, went 5-5 with a 4.43 ERA (81.1IP, 40ER), while limiting opponents to a .213 average...Spent the entire season in the majors, with the exception of a month-long DL stint, May 24-June 28, due to bursitis and biceps tendinitis... Won four consecutive decisions, July 28-August 19, a career high, which spanned five starts...Posted a 3.31 ERA (32.2IP, 12ER) in those five games, all Astros wins...The streak was part of a 13-start run, July 28-end of the season, during which the Astros went 10-3 in his starts...Posted a 7-3 record and a 3.84 ERA after July 27...Fanned a career-high 14 hitters in a win on Aug. 14 vs. PIT, besting his previous high of 10...The last Astros pitcher with as many strikeouts in a game was Wade Miller (14K) on May 30, 2003 @CHC...14 strikeouts set a Minute Maid Park record for a single pitcher...The previous record at Minute Maid Park was 13, accomplished by Wade Miller on April 22, 2001 vs. STL and Randy Johnson on July 4, 2001 while with ARI...Made three injury rehab starts at Triple-A, June 12-22, going 1-0 with a 3.07 ERA (14.2IP, 5ER)...Tossed a career-high 8.0 innings in a victory on May 13 @STL...Allowed one run on six hits...Struck out nine batters in 5.0 innings on April 15 @STL...According to the Elias, it marked just the third time in the last 22 seasons that an Astros pitcher has had at least nine strikeouts in a game in which he pitched 5.0 innings-or-less.

2009: In his rookie season, made 11 appearances, 10 starts, with a 6-3 record and a 4.53 ERA (55.2IP, 28ER) for Houston...Had his contract purchased from Triple A Round Rock on July 29 and tossed 3.0 innings of relief that night @CHC in his major league debut, allowing one run...Marked his only relief appearance...His next 10 appearances were as a starter, as which he posted a 4.61 ERA (52.2IP, 27ER)...Ranked 7th among all MLB rookies and 4th among NL rookies (min. 3GS) in K/9IP (8.73)...Held lefties to a .200 (18-90) batting average...Posted a 1.57 ERA (6.0IP, ER) and a 3-0 record over four starts in September...Was shut down for the remainder of the season for precautionary reasons after his start on Sept. 23 vs. STL...Tossed a career-high 175.2 combined innings between Triple-A and the majors...Allowed only one hit to a hitter batting in the leadoff position (1-25)... The opposing one and two-hole hitters were a combined 5-for-49 (.102)...Tossed 7.0 scoreless innings for his first major league win in his first career MLB start on August 2 @STL, the most innings pitched by an Astros pitcher in his first ML start since Chris Sampson tossed 7.0 innings in a 1-0 victory vs. CHC, June 7, 2006...Held the Cardinals hitless through the first 5.0 innings to become the first pitcher to hold an opponent hitless that deep into his first ML start since SEA's Brandon Morrow held the Yankees hitless for 7.2 innings on September 5, 2008 (Elias)...Led the Pacific Coast League in ERA and strikeouts (112) at the time of his purchase...Named the starting pitcher for the PCL in the 2009 Triple-A All-Star Game (2.0 scoreless IP)...Earned Round Rock's Pitcher of the Month honor in June and was named the PCL's Pitcher of the Week, June 15-21...Posted a 0.96 ERA (28.0IP, 3ER) in those four June appearances.

2008: Made 19 starts for Double-A Corpus Christi, going 3-8 with a 4.05 ERA (80.0IP, 36ER)...Started the season by earning the Hooks' Pitcher of the Month Award for April after posting a 3-0 record and a 1.80 ERA (25.0IP, 5ER) in five starts during the month...Sidelined with injury after making a start on May 14...Did not return to the mound until July 6 and finished out the season in Corpus' rotation...Following the season, played for Scottsdale in the Arizona Fall League and posted a 1.89 ERA (19.0IP, 4ER) with one save in 12 relief appearances...Named to the AFL All-Prospect Team and as an AFL Rising Star.

2007: Made 22 starts for Lexington before making his final start of the season for Salem...Posted a 3-8 record and a 4.56 ERA (102.2IP, 52ER) between the two clubs...Played for North Shore in the Hawaiian Winter League and went 2-1 with a 3.65 ERA (24.2IP, 10ER) in seven games (six starts)...Following the season, named as Houston's No. 7 prospect by *Baseball America* and as possessing the Best Curveball among Astros prospects.

2006: Made his professional debut with short-season Class A Tri-City appearing in 15 games (three starts).

PERSONAL/MISCELLANEOUS

Originally selected by Houston in the 6th round of the 2006 First Year Player Draft out of Cal Poly University.

Bud NORRIS



YEAR	CLUB	W	L	ERA	G	GS	CG	SHO	SV	IP	H	R	ER	HR	HB	BB	IB	SO	WP	BK
2006	Tri-City-1	2	0	3.79	15	3	0	0	2	38.0	28	20	16	1	4	13	0	46	1	0
2007	Lexington	2	8	4.75	22	22	0	0	0	96.2	85	58	51	8	6	41	0	117	6	0
2007	Salem	1	0	1.50	1	1	0	0	0	6.0	4	1	1	0	0	1	0	2	0	0
2008	Corpus Christi	3	8	4.05	19	19	0	0	0	80.0	89	42	36	8	7	31	0	84	1	3
2009	Round Rock	4	9	2.62	19	19	0	0	0	120.0	104	42	35	6	4	53	4	112	4	0
	HOUSTON	6	3	4.53	11	10	0	0	0	55.2	59	29	28	9	3	25	1	54	3	0
2010	Round Rock	1	0	3.07	3	3	0	0	0	14.2	16	5	5	1	0	6	0	14	1	0
2010	HOUSTON	9	10	4.92	27	27	0	0	0	153.2	151	94	84	18	6	77	3	158	5	2
2011	HOUSTON	6	11	3.77	31	31	0	0	0	186.0	177	93	78	24	5	70	7	176	3	2
2012	Oklahoma City	1	0	3.60	1	1	0	0	0	5.0	3	2	2	2	0	3	0	7	0	0
2012	HOUSTON	7	13	4.65	29	29	0	0	0	168.1	165	90	87	23	8	66	2	165	8	0
2013	HOUSTON	6	9	3.93	21	21	0	0	0	126.0	135	62	55	11	4	43	0	90	3	0
	BALTIMORE-2	4	3	4.80	11	9	0	0	0	50.2	61	27	27	6	1	24	0	57	1	0
	Minor Lg. Totals	14	25	3.65	80	68	0	0	2	360.1	329	170	146	26	21	148	4	382	13	3
	BALTIMORE TOTALS	4	3	4.80	11	9	0	0	0	50.2	61	27	27	6	1	24	0	57	1	0
	American League	10	12	4.18	32	30	0	0	0	176.2	196	89	82	17	5	67	0	147	4	0
	National League	28	37	4.42	98	97	0	0	0	563.2	552	306	277	74	22	238	13	553	19	4
	ML TOTALS	38	49	4.36	130	127	0	0	0	740.1	748	395	359	91	27	305	13	700	23	4

1- Selected by Houston in the 6th round of the 2006 First Year Player Draft

2- Acquired by the Orioles in exchange for OF L.J. Hoes and minor league LHP Josh Hader, July 31, 2013

BATTING

YEAR	AVG	AB	R	H	2B	3B	HR	RBI	SH	SF	HBP	BB	IBB	SO	SB	CS	GDP	SLG	OBP
Career	.147	170	8	25	5	0	0	10	30	2	1	4	0	57	0	0	2	.176	.169

FIELDING

P	PCT	G	PO	A	E	DP
2009	1.000	11	1	3	0	0
2010	.917	27	12	21	3	3
2011	.944	31	22	29	3	0
2012	.943	29	16	17	2	2
2013	.968	32	9	21	1	2
Totals	.944	130	60	91	9	7

FRONT
OFFICE

ORIOLES
REACH

MANAGER &
COACHES

BUD
NORRIS

2013
IN REVIEW

OPPONENTS

MINOR
LEAGUES

RECORDS &
HISTORY

ORIOLE PARK

MEDIA

FRONT
OFFICE

ORIOLES
REACH

MANAGER &
COACHES

BUD
NORRIS

2013
IN REVIEW

OPPONENTS

MINOR
LEAGUES

RECORDS &
HISTORY

ORIOLE PARK

MEDIA



Darren O'DAY

56

RHP

BATS
RIGHT

THROWS
RIGHT

HEIGHT
6'4"

WEIGHT
220

BORN: October 22, 1982

OPENING DAY AGE: 30

BIRTHPLACE: Jacksonville, FL

RESIDES: Smyrna, GA

CONTRACT STATUS: Signed through 2014

MAJOR LEAGUE SERVICE: 5 years, 103 days

ACQUIRED: November 2, 2011; claimed on waivers by the Orioles from the Texas Rangers

GAME HIGHS & STREAKS

LONGEST RELIEF OUTING: 4.0 innings, July 11, 2008 vs. Oakland...**STRIKEOUT HIGH:** 5, August 24, 2011 vs. Boston...
WALK HIGH: 2, 13 times, most recently June 30, 2013 vs. New York (AL)...**HR ALLOWED:** 2, twice, most recently August 24, 2011 vs. Boston...**WINNING STREAK:** 6 games, twice, most recently September 6, 2012-July 7, 2013...**LOSING STREAK:** 3 games, July 24-August 24, 2013

2013 HIGHLIGHTS

- Posted a 2.18 ERA (62.0IP, 15ER), 11th best among AL relievers, in 68 games in his 2nd season with the O's
- Ranks 2nd among AL relievers with 12 wins since 2012 and 12th with a 2.23 ERA (129.0IP, 32ER) in 137 games
- Did not allow an ER in 56 of his 68 appearances
- Posted a 0.66 ERA (13.2IP, ER) in 14 games in April
- On May 5 @LAA, recorded 1st SV (1.1 scoreless IP) since September 8, 2009
- Notched 2nd SV, July 21 @TEX
- Posted a 1.17 ERA (15.1IP, 2ER) in his final 19 games, August 6-September 24
- Held RHH to a line of .154/.219/.224 in 155 plate appearances while LHH hit .309/.367/.556 in 92 plate appearances
- In 31 games vs. the AL East, pitched to a 1.33 ERA (27.0IP, 4ER) and held hitters to a .168/.233/.295 line in 104 plate appearances
- Since 2012, he is 6-0 with a 1.21 ERA (59.2IP, 8ER) in 67 games in the division, holding hitters to a line of .150/.219/.282

PRO CAREER

2012: Set career-highs in wins (7 – 2nd among AL relievers), G (69), IP (67.0) and K (69) in his first season with the O's after being claimed on waivers from TEX, November 2, 2012...Stranded 37 of 43 inherited runners (86.0%), the 3rd best mark in the AL...Had five outings of 2.0IP or more in 47 of his 69 outings...Did not allow a run in 57 of his 69 outings and allowed one run on eight occasions...Made at least nine appearances in each full month of the season...Allowed ER in 1.1IP in his O's debut, April 9 vs. NYY, then reeled off an 11 game scoreless streak, April 13-May 6, lowering his ERA from 6.75 to 0.64...Allowed a total of 6ER in his first 31 games (32.1IP, 1.67 ERA)...Went 5-0 with a 2.41 ERA (33.2IP, 9ER) in 35 games at OPACY...Went 4-0 with a 1.10 ERA (32.2IP, 4ER) in 36 games vs. AL East opponents, holding hitters to a line of .135/.207/.270...Posted a 1.97 ERA (32.0IP, 7ER) in 34 appearances after the All-Star break...Pitched to a 1.60 ERA (39.1IP, 7ER) in 37 games on zero or one day of rest...ERA was 3.25 (27.2IP, 10ER) in 32 games on two or more days of rest...Had two scoreless appearances streaks of 11 games (July 19-August 14 (10.2IP) & April 13-May 6 (12.2IP))...Allowed Josh Hamilton's ML record-tying 4th HR, 5/8...Earned career-high 7th win, September 6 vs. NYY, retiring Jeter with two runners on to end the 8th inning...Tied season-high with 3K in 1.2 scoreless IP, September 8 vs. NYY...Tossed 2.0 scoreless innings (H, K) in the AL Wild Card Game @TEX...Made 4 scoreless appearances (5.0IP, BB, 4K) in the ALDS vs. NYY.

2011: Season included 85 days on the major league DL...Went 0-1 with a 5.40 ERA (16.2IP, 10ER) in 16 appearances over three stints with Texas (Opening Day-July 13, August 6-9, and August 24-end of season)...14 of his 16 appearances came in Arlington...Beginning September 3, 2010, has permitted 11 home runs in his last 26 games and 25.2 innings (3.86 HR/9 IP)...Averaged 3.78 HR/9 in 2011 after entering year with career 0.55 figure...Prior to his first DL stint, had a 2.45 ERA (7.1IP, 2ER) in eight games...Lone loss came April 12 @DET, loading the bases before allowing a Miguel Cabrera walk-off single in the 9th...After his first DL stint, had a 7.71 ERA (9.1IP, 8ER) his final right games with six home runs allowed...Was on the 60-day DL, April 27-July 1, for surgery to repair a partial tear of the labrum in his left hip, performed by Dr. Tom Byrd in Nashville, TN on April 28...Also on the 15-day DL, August 25-September 12, with right shoulder inflammation...Combined to go 1-0 with one save and a 2.53 ERA (21.1IP, 6ER) in 18 games with Frisco (AA) and Round Rock (AAA), including six appearances on injury rehab assignments...Allowed three HR in the 18 games...Had a 2.21 ERA (20.1IP, 5ER) in 17 games at Triple-A with 26 strikeouts against 4 walks.

2010: Went 6-2 with a 2.03 ERA (62.0IP, 14ER) in 72 appearances for the Rangers...Established career-highs in wins, games, and innings...His 2.03 ERA ranked 7th among AL relievers, while his 70 appearances were T-7th in the league...Ranked among staff leaders in games (1st), games finished (3rd - 14), relief innings (2nd), and wins (T-5th)...His 0.887 WHIP was 8th-lowest in the majors (5th in AL) among pitchers with at least 50.0 IP...Was also the 3rd-lowest such figure in club history...Joined Neftali Feliz and Darren Oliver as only members of bullpen on the active roster for the entire season...Did not pitch for 13 days from



September 11-23 with lower back stiffness, but appeared in 5 of the club's final 10 games...Allowed 13 of 50 (26.0%) inherited runners to score...First batters hit just .188 (12-64) with 3 walks and 3 HBP...Allowed just one unearned run over his first 16 games and 13.1 innings, then had a 7.36 ERA (7.1IP, 6ER) next eight outings, May 15-June 1, to raise season figure to 2.61...Had a 0.56 ERA (32.0IP, 2ER) over 37 games, June 3-August 31, to drop season ERA to 1.37, which included his scoreless streak...Beginning September 1, had a 5.79 ERA (9.1IP, 6ER) his last 11 appearances to finish at 2.03...Allowed runs and homers in three straight September 7-9 at Toronto, both career firsts...Had never even allowed HR in 2 straight...Gave up 5 homers all season, 4 at Rogers Centre in Toronto...Had a club-record streak of 29 consecutive scoreless appearances, and also 26.1 straight scoreless innings, June 3-August 13...It was the 6th-longest scoreless innings streak in club history, 2nd-longest by a reliever (Zimmerman, 29.2, 1999)...It was the 3rd-longest scoreless streak by any reliever in 2010, trailing only Arthur Rhodes (30.0) and J.J. Putz (27.0)...Made an Opening Day roster for a third straight season with a third different team (2008 with LAA and 2009 with NYM)...Homer allowed on May 15 @TOR was first since June 25, 2009 @ARI, a span of 55 homerless games (46.0 IP)...His own throwing error on June 25 vs. HOU ended a streak of 20 straight batters retired...Matched career high with 3 K's twice in span of 11 days, August 31 @KC and September 10 vs. NYY...Was on club's playoff roster for all three rounds in 2010, as he pitched in 11 of the Rangers' 16 postseason games...Was brought in to face a single batter in five of those games...Went 0-1, allowing 4R over 4.2 innings for a 7.71 ERA...Tallied eight strikeouts to just a single walk and opponents were 6-for-21 (.286)...Permitted 4 of 11 IR to score...Lone loss came in Game 1 of ALCS vs. NYY...Gave up a pair of HR in WS (Uribe-Gm 2; Posey-Gm 4), both to first batters faced after just one HR to first batter faced in 72 reg. season appearances.

2009: Acquired on a waiver claim from NYM on April 22, O'Day went on to become one of the majors' most effective set-up relievers...Was 2-1 with a 1.84 ERA (58.2IP, 12ER) in 68 overall appearances with NYM and TEX...For the year, had a WHIP of 1.006...Posted the 7th-best ERA among all relievers with at least 50.0 IP...Permitted 15 of 45 IR to score (33.3%) and retired 49 of 68 first batters (72.1%)...Was also among the AL relief leaders (min. 150 batters faced) in opponents batting average (4th - .188), fewest hits per 9 innings (4th - 5.82), and fewest homers per 9 innings (10th - 0.49)...With Texas, went 2-1, 1.94 (55.2IP, 12ER) with 2 saves in 64 games, the 5th-lowest ERA ever for a Rangers pitcher with at least 50.0 innings...Topped the Rangers in holds (20), was 2nd in appearances, and placed 3rd among TEX relievers in games finished (14), innings (55.2), and strikeouts (54)...Had the 5th-lowest relief ERA in the AL (50.0 or more IP) and ranked T-9th in holds...Held RHB to a .180 (25-139) avg...Both victories came in 10-inning games, May 5 @SEA in first major league victory and May 22 @HOU...Converted both save opportunities, earning first big league save by combining with Scott Feldman, Jason Jennings and Eddie Guardado on 5-hit shutout, May 17 vs. LAA...Did not issue a homer in final 39 appearances and 31.2 innings...Had a 1.47 ERA (30.2IP, 5ER) over 33 appearances in Arlington, the 3rd-lowest single-season ERA ever for a pitcher with at least 30.0 innings at Rangers Ballpark...Opponents batting average at RBIA was .184 (19-103), 4th-lowest single-season figure ever at that facility (min. 30.0 IP)...Was on NYM Opening Day roster and pitched 3.0 innings in 4 games before being designated for assignment on April 19...Had been selected by NYM from LAA in 2008 Rule 5 Draft.

2008: Made the Angels' Opening Day roster and went 0-1, 4.57 (43.1IP, 22ER) over three stints with the Halos...Angels were 6-24 in his 30 appearances...Had 17 games finished...Allowed just two home runs all year, one to Jacoby Ellsbury on April 22 @ BOS and the other by Grady Sizemore on July 23 vs. CLE...Was his first season above the Double-A level...Spent rest of season at Triple-A Salt Lake, going 2-2, 3.27 (33.0IP, 12ER) in 21 appearances with seven saves...Was named to season-opening roster after winning Fred Haney Award as Angels' top rookie in spring training...Made ML debut on Opening Day, March 31 @MIN, tossing scoreless 8th inning in Halos' 3-2 loss (IP, 2H, 1BB, K)...Had six straight scoreless appearances (10.1IP), June 14-July 21, with opponents batting just .143 (5-35) with no walks and 6 K in that span...Recalled for a final time on September 2...Made three appearances in September before he was diagnosed with a torn labrum in his shoulder...Elected to rehab the injury, but was outrighted off the Angels' 40-man roster on October 20...Selected by NYM in Rule 5 Draft on December 11 in Las Vegas.

2007: Combined to go 7-4 with 21 saves and a 2.53 ERA (53.1IP, 15ER) over 53 relief appearances with Rancho Cucamonga (A) and Arkansas (AA)...Was his first action at either level...Allowed just four total home runs all season...Began the year with the Quakes...Was perfect 11-for-11 in save chances, as opponents hit just .120 (10-83)...Allowed earned runs in just one of 24 appearances, one of those earned runs coming on a solo homer by Bakersfield's Chris Davis on May 27...On DL, April 22-May 4, with a strained left hamstring...Named Cal League Pitcher of the Week, April 5-15...Appeared in 2007 California/Carolina League All-Star Game on May 19 in Stockton...Was promoted to Texas League on June 21...Had 2.00 ERA (9.0IP, 2ER) over first nine appearances with Arkansas through July 15...Was 10-for-13 in save chances in Texas League, as his 10 saves was tied with Jose Arredondo for Arkansas team lead.

2006: Combined to go 3-2, 2.63 (37.2IP, 11ER) with eight saves in 31 relief appearances for Orem (R) in Pioneer League and Cedar Rapids (A) in Midwest League...Had 29 strikeouts and just seven walks...Signed on May 29 and made his pro debut with Orem on June 23 vs. Ogden, tossing 1.0 scoreless inning...Promoted to Cedar Rapids on July 22...Had a 1.17 ERA (15.1IP, 2ER) over final 12 outings with Kernels beginning August 5.

PERSONAL/MISCELLANEOUS

Darren Christopher O'Day...Attended Bishop Kenny High School in Jacksonville, FL where he played baseball and ran cross country...He and his wife, Elizabeth Prann, were married on November 20, 2010...Elizabeth is a southeast correspondent for FOX News...Originally signed by Angels scout Tom Kotchman...Served as closer for the University of Florida's 2005 College World Series team...Was Academic All-District III performer from 2004-06...Had originally been cut from the Florida squad earlier in college, but began tinkering with a sidearm delivery which proved effective...Graduated with a degree in animal biology...Passed entrance exam to enter medical school, but elected to pursue career in baseball.



Darren O'DAY

YEAR	CLUB	W	L	ERA	G	GS	CG	SHO	SV	IP	H	R	ER	HR	HB	BB	IB	SO	WP	BK
2006	Orem-1	0	1	2.51	14	0	0	0	7	14.1	11	5	4	1	1	5	1	15	3	0
	Cedar Rapids	3	1	2.70	17	0	0	0	1	23.1	20	8	7	1	1	2	1	14	2	0
2007	Rancho Cucamonga	4	0	0.75	24	0	0	0	11	24.0	10	3	2	1	1	6	2	26	1	1
	Arkansas	3	4	3.99	29	0	0	0	10	29.1	27	13	13	3	2	14	0	22	1	0
2008	Salt Lake	2	2	3.27	21	0	0	0	7	33.0	29	13	12	3	1	7	0	30	0	0
	LOS ANGELES (AL)	0	1	4.57	30	0	0	0	0	43.1	49	24	22	2	4	14	6	29	1	0
2009	NEW YORK (NL)-2	0	0	0.00	4	0	0	0	0	3.0	5	2	0	0	1	1	0	2	0	0
	TEXAS-3	2	1	1.94	64	0	0	0	2	55.2	36	12	12	3	4	17	1	54	1	0
2010	TEXAS	6	2	2.03	72	0	0	0	0	62.0	43	15	14	5	5	12	2	45	0	0
2011	Frisco	0	0	9.00	1	1	0	0	0	1.0	1	1	1	1	0	0	0	1	0	0
	Round Rock	1	0	2.21	17	1	0	0	1	20.1	16	6	5	2	2	4	0	26	0	0
	TEXAS	0	1	5.40	16	0	0	0	0	16.2	17	10	10	7	2	5	0	18	0	0
2012	BALTIMORE-4	7	1	2.28	69	0	0	0	0	67.0	49	17	17	6	3	14	2	69	0	0
2013	BALTIMORE	5	3	2.18	68	0	0	0	2	62.0	47	16	15	7	5	15	1	59	1	0
Minor Lg. Totals		13	8	2.72	123	2	0	0	37	145.1	114	49	44	12	8	38	4	134	7	1
BALTIMORE TOTALS		12	4	2.23	137	0	0	0	2	129.0	96	33	32	13	8	29	3	128	1	0
American League		20	9	2.64	319	0	0	0	4	306.2	241	94	90	30	23	77	12	274	3	0
National League		0	0	0.00	4	0	0	0	0	3.0	5	2	0	0	1	1	0	2	0	0
ML Totals		20	9	2.62	323	0	0	0	4	309.2	246	96	90	30	24	78	12	276	3	0

1- Signed by the Angels as an undrafted free agent, May 29, 2006
2- Selected by the Mets in the Rule 5 Draft, December 11, 2008
3- Claimed off waivers by Texas, April 22, 2009
4- Claimed off waivers by the Orioles, November 2, 2011

WILD CARD

YEAR	CLUB	W	L	ERA	G	GS	CG	SHO	SV	IP	H	R	ER	HR	HB	BB	IB	SO	WP	BK
2012	BAL vs. TEX	0	0	0.00	1	0	0	0	0	2.0	1	0	0	0	0	0	0	1	0	0
Totals		0	0	0.00	1	0	0	0	0	2.0	1	0	0	0	0	0	0	1	0	0

DIVISION SERIES

YEAR	CLUB	W	L	ERA	G	GS	CG	SHO	SV	IP	H	R	ER	HR	HB	BB	IB	SO	WP	BK
2010	TEX vs. TB	0	0	0.00	4	0	0	0	0	2.0	2	0	0	0	0	0	0	4	0	0
2012	BAL vs. NYY	0	0	0.00	4	0	0	0	0	5.0	0	0	0	0	0	1	0	4	0	0
Totals		0	0	0.00	8	0	0	0	0	7.0	2	0	0	0	0	1	0	8	0	0

CHAMPIONSHIP SERIES

YEAR	CLUB	W	L	ERA	G	GS	CG	SHO	SV	IP	H	R	ER	HR	HB	BB	IB	SO	WP	BK
2010	TEX vs. NYY	0	1	13.50	3	0	0	0	0	0.2	1	1	1	0	0	1	0	1	0	0
Totals		0	1	13.50	3	0	0	0	0	0.2	1	1	1	0	0	1	0	1	0	0

WORLD SERIES

YEAR	CLUB	W	L	ERA	G	GS	CG	SHO	SV	IP	H	R	ER	HR	HB	BB	IB	SO	WP	BK
2010	TEX vs. SF	0	0	13.50	4	0	0	0	0	2.0	3	3	3	2	1	0	0	3	0	0
Totals		0	0	13.50	4	0	0	0	0	2.0	3	3	3	2	1	0	0	3	0	0

FIELDING

P	PCT	G	PO	A	E	DP
2008	.923	30	3	9	1	1
2009	1.000	68	1	6	0	0
2010	.900	72	4	5	1	0
2011	.800	16	2	2	1	0
2012	1.000	69	3	6	0	0
2013	.875	68	4	3	1	2
Totals	.923	323	17	31	4	3

64

Michael OHLMAN

BATS	THROWS	HEIGHT	WEIGHT	CA
RIGHT	RIGHT	6'5	215	
BORN: December 14, 1990		OPENING DAY AGE: 23		
BIRTHPLACE: Bradenton, FL		RESIDES: Bradenton, FL		
CONTRACT STATUS: Signed through 2014				
MAJOR LEAGUE SERVICE: None				
ACQUIRED: Selected by the Orioles in the 11th round of the 2009 First Year Player Draft				



2013 HIGHLIGHTS

- Hit a career-best .313/.410/.524 in 100 games for the Keys, winning the batting title and leading the Carolina League in OPS
- Also set career-highs in runs (61), hits (113), doubles (29), triples (4), home runs (13), RBI (53), stolen bases (5), walks (56) and total bases (189)
- Named a Carolina League All-Star and won two Player of the Week Awards
- Named Topps Carolina League Player of the Year
- Also batted .290/.476/.774 in 10 games for the championship-winning Surprise Saguaros in the Arizona Fall League following the season
- Named the O's #9 prospect by *Baseball America* following the season

PRO CAREER

- 2012:** Had 14 multi-hit games in 51 played with the Shorebirds and reached base in 47 of 50 games started...Was one of three hitters in the South Atlantic League with 100 or more at-bats to have more walks than strikeouts (33 BB, 27 SO)...Batted .328 in 31 games for Perth of the Australian Baseball League.
- 2011:** Was selected to the SAL Mid-Season All-Star Team...Led the team in RBI (51), was second in games played (105), third in walks (48) and tied for third in hits (84) and doubles (15).
- 2010:** Hit his first professional home run May 20 against Hagerstown...Was transferred to Bluefield on June 7...Had a career-high three hits June 23 at Pulaski.
- 2009:** Picked up his first professional hit in his second game, August 25 against the GCL Rays.

PERSONAL/MISCELLANEOUS

Graduated from Lakewood Ranch (FL) HS.

YEAR	CLUB	AVG	G	AB	R	H	2B	3B	HR	RBI	SH	SF	HBP	BB	IBB	SO	SB	CS	GDP	SLG	OBP
2009	Gulf Coast-1	.182	4	11	1	2	1	0	0	1	0	0	0	1	0	3	1	0	0	.273	.250
2010	Bluefield	.233	50	150	11	35	8	1	0	20	1	0	1	17	1	52	2	0	2	.300	.315
	Delmarva	.174	34	109	14	19	6	0	2	17	2	3	2	16	0	34	1	0	4	.284	.285
2011	Delmarva	.224	105	375	38	84	15	2	4	51	0	2	6	48	0	96	1	2	12	.307	.320
2012	Gulf Coast	.276	8	29	5	8	3	0	1	3	0	0	0	2	0	10	1	0	0	.483	.323
	Delmarva	.304	51	171	27	52	16	2	2	28	0	4	1	33	0	27	0	1	4	.456	.411
2013	Frederick	.313	100	361	61	113	29	4	13	53	0	2	5	56	2	93	5	0	11	.524	.410
Minor Lg. Totals		.260	352	1206	157	313	78	9	22	173	3	11	15	173	3	315	11	3	33	.394	.357

1 - Selected by the Orioles in the 11th round of the 2009 First Year Player Draft



Troy PATTON

40

LHP

BATS
SWITCH

THROWS
LEFT

HEIGHT
6'1"

WEIGHT
179

BORN: September 3, 1985

OPENING DAY AGE: 28

BIRTHPLACE: Spring, TX

RESIDES: Houston, TX

CONTRACT STATUS: Signed through 2014

MAJOR LEAGUE SERVICE: 3 years, 150 days

ACQUIRED: December 12, 2007; from the Houston Astros with OF Luke Scott, RHP Matt Albers, RHP Dennis Sarfate and INF Mike Costanzo in exchange for INF Miguel Tejada

GAME HIGHS & STREAKS

LONGEST OUTING: 6.0 innings, September 1, 2007 at Chicago (NL)...**LONGEST RELIEF OUTING:** 3.0 innings, twice, most recently May 13, 2012 vs. Tampa Bay...**STRIKEOUT HIGH:** 6, May 13, 2012 vs. Tampa Bay...**WALK HIGH:** 2, eight times, most recently May 23, 2013 vs. Toronto...**HR ALLOWED:** 2, three times, most recently July 2, 2012 at Seattle...**WINNING STREAK:** 5 games, September 13, 2011-current...**LOSING STREAK:** 3 games, August 25, 2007-August 12, 2011

2013 HIGHLIGHTS

- Made his 2nd O's Opening Day roster
- Did not allowed an ER in his first six appearances (5.2IP)
- Had 26-game walk-less streak, June 1-August 14, the 2nd longest streak in club history (Uehara, 36G in 2011)
- Posted a 2.76 ERA, June 1-end of season (34G, 1-0, 32.2IP, 10ER, 3BB, 30K)
- Struck out season-high four, June 12 vs. LAA
- Tossed season-high 2.1IP (0R), June 17 @DET
- Pitched to a 2.20 ERA (28.2IP, 7ER) in 30 games at OPACY
- In 12 games vs. the AL Central, posted a 1.23 ERA (14.2IP, 2ER) and held hitters to a .561 OPS
- Suspended 25 games by MLB for amphetamines, December 20, and will begin the 2014 season on the Restricted List, not counting against the 40-man roster

PRO CAREER

2012: Made Opening Day roster and was with the team all season, setting career-highs in ERA (2.43), G (54), IP (55.2) & K (49)...Was on disabled list, August 13-September 21, with a right ankle sprain...Lowered ERA every month of the season: 4.50 in April, 3.55 in May, 1.84 in June, 1.80 in July, 0.00 in August & September/October...Pitched to a 1.42 ERA (38.0IP, 6ER) in his final 39 games, beginning May 18, to lower his season ERA from 4.58 to 2.43...Posted a 0.93 ERA (29.0IP, 3ER) in his final 31 games, beginning June 10, including a 22 game scoreless streak (17.0IP) beginning July 6 to close the season...Set career-high with 6K in season-long 3.0IP (2ER), May 13 vs. TB...On May 4 @BOS, picked up first win since September 26, 11...Appeared in 27 games each at home (2.20 ERA and 36K in 32.2IP) and on the road (2.74 ERA and 13K in 23.0IP)...Pitched to a 1.24 ERA (29.0IP, 4ER, 27K) in 28 games vs. teams over .500...Stranded 22 of 28 inherited runners (78.6%)...Held hitters to a .196/.255/.217 line in 51 plate-appearances with RISP...35 of 54 appearances were 1.0IP or more...Did not allow a run in eight Interleague games (8.1IP)...Appeared in 3G in the ALDS vs. NYY, pitching to a 4.50 ERA (2.0IP, ER).

2011: Had two stints with the O's; May 19-20 and July 17-end of the season (also on Restricted List; August 28-30 and September 22)...15 of his 20 appearances were against the AL East, against whom he went 2-0 with a 2.88 ERA (25.0IP, 8ER)...Allowed 3ER in first two appearances of the season (3.2IP), then pitched to a 2.39 ERA (26.1IP, 7ER) in his final 18 games...Struck out 22 and walked only five in his 30.0IP...Pitched to a 0.77 ERA (11.2IP, ER) in eight games in September to end the season...Held righties to a .186 average against (11-59)...Did not allow an extra-base hit to a left-handed hitter (56PA), holding them to a .264 SLG %...Set relief career-high with 3.0IP, August 5 vs. TOR...Earned first career win, September 13 vs. Tampa Bay (IP, K)...Went 4-1 with a 1.83 ERA (44.1IP, 9ER) in 17 games (2 starts) with Triple-A Norfolk.

2010: Had three separate stints with O's; July 21, August 1-8 & September 7-end of the season...Made only appearance of the season on September 22 @BOS, pitching 0.2 scoreless innings...Went 8-11 with a 4.43 ERA (136.0IP, 67ER) in 25 starts for Norfolk...Led the Tides in innings pitched (136.0), was 2nd in wins (8) and 3rd in strikeouts (89)...Struck out a season-high seven August 24 @Durham...Pitched to a 1.89 ERA (19.0IP, 4ER) and struck out 15 in his final three starts with the Tides...Held left-handed hitters in the International League to .231 (40-173) batting average.

2009: Began the season with Double-A Bowie, going 6-2 with a 1.99 ERA (63.1IP, 14ER) in 11 starts, striking out 47 and holding opponents to a .211 average...Was the Orioles Organizational Pitcher of the Month in May, going 4-1 with a 2.17 ERA, allowing 24 hits in 29.0 IP...Pitched at least 5.0 innings in all of his starts and allowed two earned runs or fewer in 10 of them...Went 4-0 with a 0.75 ERA (24.0IP, 2ER) in four home starts for the Baysox...Struck out a season-high seven batters, June 4 vs. Trenton...Held lefties to a .182 average and .512 OPS against...Transferred to Norfolk, going 1-3 with a 6.45 ERA (44.2IP, 32ER) in nine starts for the Tides...Pitched at least 5.0 innings in six of his nine starts for Norfolk.



2008: Was placed on the 15-day disabled list on March 29, retro to March 21, after having left shoulder surgery...Transferred to the 60-day disabled list on July 8...Reinstated from the 60-day disabled list on October 21.

2007: Began the season at Double-A Corpus Christi and was promoted to Triple-A Round Rock before advancing to Houston, where he made his major league debut in late August...Made three appearances (two starts) for the Astros before being shut down with left bicep tendinitis...Did not pitch after September 7...Combined to go 10-8 with a 3.51 ERA (151.1IP, 59ER) in 24 starts between Corpus Christi and Round Rock...Struck out 94 and walked 44...Pitched at least 5.0 innings in 23 of his 24 minor league starts...Went at least 7.0 innings in 11 starts...Allowed 3 earned runs or less in 12 of his first 13 starts at Corpus Christi and had a 2.38 ERA through June 11...Went 3-0 over a 4-start span, July 21-August 8, allowing 5 earned runs in 26.0 IP (1.73 ERA)...His contract was purchased by Houston on August 24...Made his big league debut the next night vs. PIT, suffering the loss after allowing 3 runs in 5.2 innings while striking out a career-high 4 batters...Recorded a "Quality Start" on September 1 @ CHC, carrying a one-hitter into the 6th inning...Allowed 3 runs (2ER) on 3 hits in 6.0 IP and was charged with his second loss...Pitched a scoreless inning on September 7 @NYM, his first relief appearance...Named the Orioles' #3 prospect by *Baseball America* after the season.

2006: Began the season at Single-A Salem before being promoted to Double-A Corpus Christi...Combined to go 9-12 with a 3.31 ERA between the two teams (146.2IP, 139H, 75R/54ER, 50BB, 139K)...Was 2nd in the Houston organization in strikeouts...Tossed his first complete game on June 25 at Kinston and was named Carolina League Pitcher of the Week twice, June 19-25 and July 17-23...Struck out a season-high 10 hitters in 6.1 innings on May 12...Tied for the CL lead in wins in July, going 4-0 with a 0.72 ERA (25.0IP, 2ER)...Earned the win in each of his final six starts at Salem, posting a 1.22 ERA (37.0IP, 5ER)...Made his first start for Corpus Christi on July 25, taking the loss despite allowing one earned run in 5.2 IP...Made eight regular season starts for the Hooks and went 1-0 with a 6.35 ERA (11.1IP, 8ER) in two playoff games as Corpus Christi won the TL championship.

2005: Named a South Atlantic League All-Star with Single-A Lexington...Recorded a pair of double-digit strikeout games, fanning a career-high 12 batters in 6.0 IP on May 21 at Hagerstown and striking out 10 on April 20 at West Virginia...Named Lexington's Pitcher of the Week for May 16-22...Tossed 30.2 consecutive scoreless innings, May 16-June 9...Selected to the U.S. team for the 2005 All-Star Futures Game at Detroit's Comerica Park and retired the only two batters he faced, recording one strikeout.

2004: Helped Rookie level Greeneville win the Appalachian League Championship in his first pro season...Made six starts and recorded a 1.93 ERA, striking out 32 while walking only five.

PERSONAL/MISCELLANEOUS

Attended Tomball (TX) HS...Was selected as the state's high school Gatorade Player of the Year after going 12-0 with an 0.91 ERA as a senior for 31-3 Tomball...Earned First-Team All-District honors and was named to the All-State Team as a junior...Threw two no-hitters and a perfect game in high school...Signed with the University of Texas before Houston selected him in the 9th round of the 2004 First Year Player Draft...Was signed by Astros' Gus Pendergast.



Troy PATTON

YEAR	CLUB	W	L	ERA	G	GS	CG	SHO	SV	IP	H	R	ER	HR	HB	BB	IB	SO	WP	BK
2004	Greenville-1	2	2	1.93	6	6	0	0	0	28.0	23	8	6	1	1	5	0	32	0	0
2005	Lexington	5	2	1.94	15	15	0	0	0	78.2	59	24	17	3	5	20	0	94	0	0
	Salem	1	4	2.63	10	9	0	0	0	41.0	34	12	12	2	2	8	0	38	1	0
2006	Salem	7	7	2.93	19	19	1	0	0	101.1	92	49	33	4	5	37	1	102	3	0
	Corpus Christi	2	5	4.37	8	8	0	0	0	45.1	48	26	22	6	2	13	0	37	3	0
2007	Corpus Christi	6	6	2.99	16	16	0	0	0	102.1	96	38	34	10	9	33	1	69	2	0
	Round Rock	4	2	4.59	8	8	0	0	0	49.0	44	26	25	5	3	11	0	25	0	0
	HOUSTON	0	2	3.55	3	2	0	0	0	12.2	10	6	5	3	2	4	0	8	0	0
2008	INJURED- DID NOT PITCH																			
2009	Bowie-2	6	2	1.99	11	11	0	0	0	63.1	50	18	14	4	3	18	0	47	0	0
	Norfolk	1	3	6.45	9	9	0	0	0	44.2	62	35	32	12	5	14	0	26	0	0
2010	Norfolk	8	11	4.43	25	25	0	0	0	136.0	144	79	67	15	8	43	0	89	1	0
	BALTIMORE	0	0	0.00	1	0	0	0	0	0.2	1	0	0	0	0	1	0	1	0	0
2011	Norfolk	4	1	1.83	17	2	0	0	0	44.1	44	9	9	0	2	12	2	30	1	0
	BALTIMORE	2	1	3.00	20	0	0	0	0	30.0	25	10	10	2	0	5	1	22	0	0
2012	BALTIMORE	1	0	2.43	54	0	0	0	0	55.2	45	15	15	5	2	12	2	49	1	0
2013	BALTIMORE	2	0	3.70	56	0	0	0	0	56.0	57	25	23	8	3	16	1	42	0	0
	Minor Lg. Totals	46	45	3.32	144	128	1	0	0	734.0	696	324	271	62	45	214	4	589	11	0
	BALTIMORE TOTALS	5	1	3.04	131	0	0	0	0	142.1	129	50	48	15	5	34	4	114	1	0
	American League	5	1	3.04	131	0	0	0	0	142.1	129	50	48	15	5	34	4	114	1	0
	National League	0	2	3.55	3	2	0	0	0	12.2	10	6	5	3	2	4	0	8	0	0
	ML Totals	5	3	3.08	134	2	0	0	0	155.0	139	56	53	18	7	38	4	122	1	0

1-Selected by Houston in the 9th round of the 2004 First Year Player Draft

2-Acquired by the Orioles from Houston with OF Luke Scott, RHP Matt Albers, RHP Dennis Sarfate and 3B Mike Costanzo for SS Miguel Tejada on December 12, 2007

BATTING

YEAR	AVG	AB	R	H	2B	3B	HR	RBI	SH	SF	HBP	BB	IBB	SO	SB	CS	GDP	SLG	OBP
Career	.250	4	0	1	0	0	0	0	0	0	0	0	0	1	0	0	0	.250	.250

DIVISION SERIES

YEAR	CLUB	W	L	ERA	G	GS	CG	SHO	SV	IP	H	R	ER	HR	HB	BB	IB	SO	WP	BK
2012	BAL vs. NYY	0	0	4.50	3	0	0	0	0	2.0	3	1	1	1	0	2	0	3	0	0
Totals		0	0	4.50	3	0	0	0	0	2.0	3	1	1	1	0	2	0	3	0	0

FIELDING

P	PCT	G	PO	A	E	DP
2007	-	3	0	0	0	0
2010	-	1	0	0	0	0
2011	1.000	20	2	2	0	0
2012	.800	54	3	1	1	1
2013	1.000	56	3	10	0	2
Totals	.955	134	8	13	1	3

MOST SAVES BY ROOKIE PITCHERS

Only 11 pitchers have recorded 25 or more saves in their rookie season. The O's Gregg Olson (22) and Jorge Julio (23) are the two youngest.

SV	Pitcher	Team	Year	SV	Pitcher	Team	Year
40	Neftali	TEX	2010	29	Rich Loiselle	PIT	1997
37	Kaz Sasaki	SEA	2000	27	Gregg Olson	BAL	1989
36	Todd Worrell	STL	1986	27	Mike MacDougal	KC	2003
35	Jonathan Papelbon	BOS	2006	26	Andrew Bailey	OAK	2009
31	Billy Koch	TOR	1999	26	Lance Carter	TB	2003
30	Kerry Ligtenberg	ATL	1998	25	Jorge Julio	BAL	2002

NON-ROSTER INVITEE

38

Xavier PAUL

BATS	THROWS	HEIGHT	WEIGHT	OF
LEFT	RIGHT	6'0	195	OF

BORN: February 25, 1985

OPENING DAY AGE: 29

BIRTHPLACE: Slidell, LA

RESIDES: Slidell, LA

CONTRACT STATUS: Signed through 2014

MAJOR LEAGUE SERVICE: 3 years, 119 days

ACQUIRED: December 19, 2013; signed by the Orioles as a minor league free agent



GAME HIGHS & STREAKS

HITS: 4, June 2, 2011 vs. New York (NL)...**RUNS:** 3, June 2, 2011 vs. New York (NL)...**DOUBLES:** 2, July 20, 2010 vs. San Francisco...**TRIPLES:** 1, seven times, most recently August 19, 2012 vs. Chicago (NL)...**HR:** 1, 12 times, most recently August 11, 2013 vs. San Diego...**RBI:** 4, April 5, 2013 vs. Washington...**SB:** 2, twice, most recently July 26, 2011 vs. Atlanta...**WALKS:** 2, 10 times, most recently July 29, 2013 vs. San Diego...**LEADOFF HOMERS:** August 15, 2011 vs. St. Louis off Jake Westbrook...**GRAND SLAMS:** April 5, 2013 vs. Washington off Henry Rodriguez...**HITTING STREAK:** 7 games, August 4-15, 2011

2013 HIGHLIGHTS

- Made 49 starts in LF and led CIN with 4 starts at DH
- Had three outfield assists
- Led Reds PH in hits (9, tied with Jack Hannahan & Derrick Robinson), HR (3) and RBI (9)
- On April 5 vs. WAS (off Henry Rodriguez) became the first Red to hit a PH grand slam since Drew Sutton (May 28, 2010 vs. HOU)
- In the 1-0 loss on April 26 @WAS, produced the Reds' only hit, a single off Jordan Zimmermann leading off the third inning
- Hit his other PH HR, May 12 vs. MIL (solo off Mike Fiers) and August 11 vs. SD (2-run off Ian Kennedy, game-tying)
- Was on the Wild Card playoff roster but did not appear in the 6-2 loss @PIT
- On December 2 was non-tendered by CIN, becoming a free agent

PRO CAREER

2012: Recalled by the Reds on July 18 and spent the rest of the season in CIN...Made 55 appearances and 13 starts...In his last 23 games, hit .350 (14-40, 3-2B, HR, 2RBI)...As a PH, went 12-for-36 (.333, HR, 2RBI)...On September 30, hit PH HR to tie game at 3 in the 9th off Joel Hanrahan...Was his second career PH HR...Went to spring training as a NRI with WAS and began the season at Syracuse...Released by WAS on July 3 signed by CIN to a minor lg. deal on July 12...Hit safely in all six games for Triple-A Louisville, including a 4-hit game in his last appearance...In 66 games at Syracuse and Louisville combined to hit .332...During the NLDS vs. SF, pinch hit in Games 1, 3 and 5.

2011: Made 7 apps for LAD before he was claimed off waivers by PIT on April 26...Spent the rest of the season in PIT, where he hit .282 in his 39 starts (20 GS in RF, 15 GS in LF, 4 GS in CF).

2010: Spent most of the season at Triple-A Albuquerque...Made 44 appearances during 3 stints with LAD.

2009: Spent most of the season on the DL with micro-fractures in his right ankle...Began the season at Triple-A Las Vegas and was recalled on May 7, when Manny Ramirez was suspended...That night vs. WAS, made his major league debut as a PH...On May 10 vs. SF, singled off Jeremy Affeldt for his first career hit...On May 15 @FLA, hit his first career HR, a pinch-hit solo shot off Chris Volstad...On May 22, went on the DL with a skin infection, then while on rehab suffered the ankle injury and didn't play the rest of the season...Transferred to the 60-day DL on July 27.

2008: At Triple-A Las Vegas, established career highs in hitting, runs, doubles, extra-base hits and RBI.

2007: At Double-A Jacksonville, was a Southern League Mid-Season All-Star...Following the season, played for the Peoria Saguaros in the AFL.

2006: Following the season played for North Shore in the Hawaii Winter Baseball League.

2003: In his first professional season, was named the Dodgers' Minor League Player of the Month for August.

PERSONAL/MISCELLANEOUS

First name is pronounced X-Zavier...In 2007 was a Southern League Mid-Season All-Star...From 2004-2007 his throwing arm was rated the best in the Dodgers' organization...In 2000 and 2001 helped lead Team USA's 16-under team to a 15-0 record in the Pan-American Championships...His teammates included James Loney, Jarrod Saltalamacchia and Delmon Young...Played shortstop at Slidell (LA) High School...As a senior in 2003 was named to *Baseball America's* High School All-America Second Team (.391, 9HR, 17RBI, 18SB)...Signed a letter of intent to play for Tulane before he was drafted by the Dodgers...His older brother, Matt, played for 2 seasons (2004-2005) in the Dodgers' minor league system...Matt then went on to become the Dodgers' amateur scout in the Louisiana, Mississippi and Alabama regions.



Xavier PAUL

YEAR	CLUB	AVG	G	AB	R	H	2B	3B	HR	RBI	SH	SF	HBP	BB	IBB	SO	SB	CS	GDP	SLG	OBP
2003	Ogden	.307	69	264	60	81	15	6	7	47	3	5	2	34	1	58	11	4	2	.489	.384
2004	Columbus	.265	126	460	69	122	26	6	9	72	5	7	3	54	4	124	10	6	4	.407	.342
2005	Vero Beach	.247	85	288	42	71	15	3	7	41	4	2	4	32	2	81	1	5	3	.392	.328
2006	Vero Beach	.285	120	470	62	134	23	3	13	49	7	1	4	38	4	114	22	15	10	.430	.343
2007	Jacksonville	.291	118	422	64	123	21	2	11	50	7	2	3	48	1	112	17	9	6	.429	.366
2008	Las Vegas	.316	115	443	82	140	28	5	9	68	9	6	5	43	2	96	17	7	9	.463	.378
2009	Albuquerque	.328	31	116	13	38	10	2	2	16	2	1	0	10	1	22	8	2	2	.500	.378
	LOS ANGELES (NL)	.214	11	14	3	3	1	0	1	1	0	0	0	2	0	4	0	1	1	.500	.313
2010	Albuquerque	.325	57	228	46	74	20	1	12	38	0	0	4	18	4	41	7	3	6	.579	.384
	LOS ANGELES (NL)	.231	44	121	16	28	8	1	0	11	3	1	0	8	0	24	3	1	3	.314	.277
2011	LOS ANGELES (NL)	.273	7	11	0	3	0	0	0	0	0	0	0	0	0	5	0	0	0	.273	.273
	PITTSBURGH-2	.254	121	232	30	59	6	5	2	20	5	1	0	13	1	57	16	6	2	.349	.293
2012	Syracuse-3	.315	60	213	30	67	16	1	8	44	3	0	2	19	2	41	6	3	3	.512	.376
	Louisville-4	.480	6	25	4	12	2	0	1	4	0	0	0	1	0	5	3	0	0	.680	.500
	CINCINNATI	.314	55	86	8	27	5	1	2	7	1	0	0	9	1	18	4	2	2	.465	.379
2013	CINCINNATI	.244	97	209	24	51	12	0	7	32	0	0	3	27	3	53	0	1	6	.402	.339
	Minor Lg. Totals	.294	787	2929	472	862	176	29	79	429	40	24	27	297	21	694	102	54	45	.455	.362
	National League	.254	335	673	81	171	32	7	12	71	9	2	3	59	5	161	23	11	14	.376	.316
	ML Totals	.254	335	673	81	171	32	7	12	71	9	2	3	59	5	161	23	11	14	.376	.316

1 - Selected by the Dodgers in the 4th round of the 2003 First Year Player Draft
 2 - Claimed off waivers by Pittsburgh, April 26, 2011
 3 - Signed by Washington as a free agent, December 20, 2011
 4 - Signed by Cincinnati as a free agent, July 7, 2012

FIELDING

OF	PCT	G	PO	A	E	DP
2009	1.000	4	2	0	0	0
2010	.963	38	49	3	2	1
2011	.991	101	102	5	1	0
2012	1.000	18	15	2	0	0
2013	.973	59	69	3	2	0
Totals	.980	220	237	13	5	1

MAKING THE LAST ONE COUNT

Ted Williams wasn't the only major leaguer to hit a home run in his last major league at-bat when he went deep off the Orioles' Jack Fisher on September 28, 1960 at Fenway Park. Two former O's are among 37 players who have homered in their farewell plate appearance. On September 30, 1956, Joe Frazier (who later managed the New York Mets) homered at Washington off Senators pitcher Ted Abernathy in his final big league plate appearance. On August 2, 1994, Jeff Tackett went deep at Minnesota off Twins hurler Mike Trombley in his last at-bat.

28

Steve PEARCE



BATS	THROWS	HEIGHT	WEIGHT	OF
RIGHT	RIGHT	5'11"	210	

BORN: April 13, 1983 **OPENING DAY AGE:** 30
BIRTHPLACE: Lakeland, FL **RESIDES:** Lakeland, FL
CONTRACT STATUS: Signed through 2014
MAJOR LEAGUE SERVICE: 4 years, 116 days
ACQUIRED: From the New York Yankees organization for cash considerations, June 2, 2012 and claimed off waivers from New York September 29

GAME HIGHS & STREAKS

HITS: 3, five times, most recently June 9, 2013 vs. Tampa Bay...**RUNS:** 2, six times, most recently June 9, 2013 vs. Tampa Bay...**DOUBLES:** 2, four times, most recently September 28, 2013 vs. Boston...**HR:** 1, 17 times, most recently September 25, 2013 vs. Toronto...**RBI:** 5, June 14, 2012 vs. Pittsburgh...**SB:** 1, seven times, most recently May 14, 2013 vs. San Diego...**WALKS:** 3, September 21, 2012 vs. San Diego...**HITTING STREAK:** 8 games, August 5-12, 2012

2013 HIGHLIGHTS

- Made 1st O's Opening Day roster and went 0-for-4 in 1st career Opening Day start, April 2 @TB
- Was 0-for-17 to open the season before homering off Jake McGee, April 18 vs. TB
- Tied career-high (4th time) with three hits, including 10th inning game-winning RBI, May 4 @LAA
- Tied season & career-high (5th time), with three hits, June 9 @TB
- Had two DL stints stemming from left wrist tendinitis, June 20-July 31 and August 28-September 17
- Batted .455/.625/1.000 in 16 plate appearances after his second DL stint to end the season

PRO CAREER

2012: Had two stints with the Orioles, June 2-July 21 and September 29-end of season...Went to spring training with MIN...Was released and signed to a minor league contract by NYY (March 29)...Was acquired by the Orioles (June 2)...Designated for assignment by the Orioles (July 21)...Claimed on waivers by Houston (July 28)...DFA by Houston...Claimed on waivers by NYY (August 27)...DFA and claimed by Orioles (September 29)...Posted three multi-hit games in a four-game span, June 13-16...Career-high five RBI and hit his first Oriole home run June 14 vs. PIT...Batted .254/.321/.437 with three homers and 14 RBI in 28 games from June 3-July 20...Reached safely in 18 of 26 games with an at-bat...Hit a three-run homer July 6 @LAA, the only runs in a 3-2 win...Went 1-for-4 and started in RF in O's debut, June 3 @TB...Also played in 21 games for HOU and 12 for NYY.
2011: Was a member of Pittsburgh's Opening Day roster for the first time in his career...Made 16 appearances (nine starts) at first base, 10 appearances (seven starts) at third base and five appearances (two starts) in right field with Pittsburgh.
2010: Began season with Indianapolis (AAA), where he reached base safely in 21 of his first 23 games (thru May 3) prior to his recall by Pittsburgh on May 4...Made 20 appearances at first base and three in right field while starting the season with Indianapolis...Tallied first RBI on May 14 at Wrigley Field...Had career-high three hits on May 19 vs. MIL...Made all 11 appearances (nine starts) with Pittsburgh at first base.
2009: Split season between Indianapolis and Pittsburgh...Was recalled by Pittsburgh on June 20...Was recalled by Pittsburgh a second and final time on July 23...Connected off WAS' John Lannan for first home run with the Pirates on July 31 at PNC Park...Made total of 42 appearances (41 starts) at first base and one start in right field.
2008: Spent majority of season with Indianapolis, but had three different stints with Pittsburgh...Shared Indy team lead in doubles and ranked second in RBI...Was recalled by Pittsburgh on July 2...Was optioned back to Triple-A on July 8 and went 13-for-52 (.250) in 14 games before being recalled by Pittsburgh on July 26...Was optioned to Indianapolis on August 22 and hit .182 (6-for-33) with a home run and six RBI in final 10 Triple-A games...Made 69 appearances in right field and 32 at first base while playing with Indianapolis...Was recalled by Pittsburgh a third and final time on September 2...Hit first major league home run in 137th career at-bat, September 9 @HOU...Batted .275 with four homers and eight RBI in 17 games after being recalled in September...Made a total of 27 starts in right field for the Pirates.
2007: Hit .328 with 45 doubles, 31 home runs and 119 RBI in 157 minor/major league games...Was named Minor League Player-of-the-Year by *MILB.com* and captured the J.G. Taylor Spink Award as the Topps/Minor League Player-of-the-Year...Ranked third among all minor league players in total bases (303), fourth in RBI, fifth in extra-base hits (75), fifth in slugging percentage (.622) and tied for seventh in home runs...Led all Pittsburgh farmhands in home runs, RBI and extra-base hits (75)...Set a Hillcats record by homering in five straight games from April 21-26...Finished his tenure in Lynchburg with club-record seven consecutive multiple-RBI contests...Was promoted to Altoona on May 1 and led team in RBI despite playing just 81 games...His .334 average with Altoona was the second-highest, single-season batting average in Curve history...Was named to Eastern League Mid-Season All-Star team...Tied Ronny Paulino's team record by reaching base safely in 33 consecutive games



Steve PEARCE

from June 15 thru July 22...Was named Altoona's Most Valuable Player and was leading the Eastern League in both batting average and slugging percentage at the time of his promotion to Indianapolis on July 30...Became first Indy player to register six RBI in a game on August 16 at Durham...Had contract purchased by Pittsburgh on September 1...Made major league debut as a starter in right field in Milwaukee on September 1 and singled in second at bat...Tallied first major league RBI on September 3 at St. Louis...Swiped first of two bases on September 4 @STL.

2006: Combined to hit .273 with 26 home runs and 98 RBI in 131 games between Hickory (A) and Lynchburg (A)...Led all Pittsburgh minor leaguers in home runs and was second in RBI (100)...Was promoted to Lynchburg on May 24 and was among the SAL's top five in home runs (12), RBI (38), slugging percentage (.606) and extra-base hits (26) at the time of the promotion...Ranked second in the Carolina League in slugging (.482) and committed the most errors among league first basemen (10).

2005: Signed with Pirates on June 12 and made professional debut with short-season Williamsport (A)...Led New York-Penn League (R) in doubles and finished fourth in the league in both RBI and extra-base hits (33)...Also paced league first basemen in games played (71), total chances (718), putouts (651), assists (58) and double plays (65)...Was named to both the Mid-Season and Postseason All-Star Teams.

PERSONAL/MISCELLANEOUS

Originally selected by the Pittsburgh Pirates in the 8th round of the 2005 First Year Player Draft.

YEAR	CLUB	AVG	G	AB	R	H	2B	3B	HR	RBI	SH	SF	HBP	BB	IBB	SO	SB	CS	GDP	SLG	OBP
2005	Williamsport-1	.301	72	272	48	82	26	0	7	52	0	3	2	35	0	43	2	4	9	.474	.381
2006	Hickory	.288	41	160	35	46	13	1	12	38	0	4	15	1	32	1	3	3	606	.363	
	Lynchburg	.265	90	328	48	87	27	1	14	60	1	4	10	34	0	65	7	5	9	.482	.348
2007	Lynchburg	.347	19	75	19	26	4	1	11	24	0	1	1	8	0	13	2	0	1	.867	.412
	Altoona	.334	81	290	57	97	27	2	14	72	0	8	4	33	0	45	7	2	10	.586	.400
	Indianapolis	.320	34	122	18	39	9	1	6	17	0	0	3	6	0	12	5	0	2	.557	.366
	PITTSBURGH	.294	23	68	13	20	5	1	0	6	0	0	0	5	0	12	2	1	2	.397	.342
2008	Indianapolis	.251	103	386	47	97	26	1	12	60	4	6	5	32	2	75	10	4	8	.417	.312
	PITTSBURGH	.248	37	109	6	27	7	0	4	15	0	2	3	5	0	22	2	0	1	.422	.294
2009	Indianapolis	.286	77	273	37	78	18	1	13	54	1	3	6	34	1	46	3	7	7	.502	.373
	PITTSBURGH	.206	60	165	19	34	13	1	4	16	0	0	0	21	0	43	1	0	2	.370	.296
2010	Bradenton	.429	2	7	2	3	2	0	0	2	0	0	0	1	0	1	0	0	1	.714	.500
	Indianapolis	.326	35	129	25	42	14	2	3	15	0	4	1	24	3	27	7	2	2	.535	.424
	PITTSBURGH	.276	15	29	4	8	2	1	0	5	0	2	0	7	0	6	0	0	0	.414	.395
2011	Pirates	.667	1	3	0	2	0	0	0	2	0	0	0	1	0	1	0	0	0	.667	.750
	Bradenton	.000	3	6	2	0	0	0	0	0	0	0	0	4	0	2	0	0	0	.000	.400
	Indianapolis	.267	7	30	5	8	2	0	3	6	0	0	0	0	0	9	0	0	1	.633	.267
	PITTSBURGH	.202	50	94	8	19	2	0	1	10	1	2	1	7	0	21	0	0	6	.255	.260
2012	Scranton/WB-2/3	.318	53	192	37	61	15	0	11	30	0	1	5	29	4	33	3	1	4	.568	.419
	BALTIMORE-4/7	.254	28	71	8	18	4	0	3	14	2	2	0	8	0	17	0	1	1	.437	.321
	HOUSTON-5	.254	21	63	2	16	4	1	0	8	0	2	3	7	1	16	1	1	3	.349	.347
	NEW YORK (AL)-6	.160	12	25	6	4	0	0	1	4	0	0	0	5	0	8	0	0	0	.280	.300
2013	Gulf Coast	.400	2	5	0	2	0	0	0	1	0	0	0	0	0	0	0	0	0	.400	.400
	Frederick	.167	2	6	0	1	0	0	0	0	0	0	1	1	0	1	0	0	1	.167	.375
	BALTIMORE	.261	44	119	14	31	7	0	4	13	0	0	4	15	2	25	1	0	0	.420	.362
	Minor Lg. Totals	.294	622	2284	380	671	183	10	106	433	6	30	42	257	11	405	47	28	58	.522	.371
	BALTIMORE TOTALS	.258	72	190	22	49	11	0	7	27	2	2	4	23	2	42	1	1	1	.426	.347
	American League	.247	84	215	28	53	11	0	8	31	2	2	4	28	2	50	1	1	1	.409	.341
	National League	.235	206	528	52	124	33	4	9	60	1	8	7	52	1	120	6	2	14	.364	.308
	ML Totals	.238	290	743	80	177	44	4	17	91	3	10	11	80	3	170	7	3	15	.377	.318

- 1- Selected by Pittsburgh in the 8th round of the 2005 First Year Player Draft
- 2- Signed by Minnesota as a free agent, December 15, 2011
- 3- Signed by the Yankees as a free agent, March 29, 2012
- 4- Purchased by the Orioles, June 2, 2012
- 5- Claimed off waivers by Houston, July 28, 2012
- 6- Purchased by the Yankees, August 27, 2012
- 7- Claimed on waivers by the Orioles, September 29, 2012

FIELDING						
1B	PCT	G	PO	A	E	DP
2007	1.000	2	12	0	0	5
2009	.995	42	360	30	2	31
2010	.988	11	78	7	1	8
2011	.989	16	81	9	1	9
2012	.993	19	131	2	1	14
2013	1.000	3	23	0	0	2
Totals	.993	93	685	48	5	69

3B	PCT	G	PO	A	E	DP
2011	.895	10	6	11	2	1
Totals	.895	10	6	11	2	1

OF	PCT	G	PO	A	E	DP
2007	1.000	18	31	1	0	0
2008	.962	29	50	1	2	0
2009	1.000	1	1	0	0	0
2011	.800	5	4	0	1	0
2012	1.000	36	48	2	0	0
2013	1.000	18	23	0	0	0
Totals	.982	107	157	4	3	0

62

Francisco PEGUERO

BATS	THROWS	HEIGHT	WEIGHT	OF
RIGHT	RIGHT	6'0	190	OF

BORN: June 1, 1988
BIRTHPLACE: Nigua, San Cristobal, DR
RESIDES: Nigua, San Cristobal, DR
CONTRACT STATUS: Signed through 2014
MAJOR LEAGUE SERVICE: 87 days
ACQUIRED: December 6, 2013; signed by the Orioles as a free agent to a one-year contract



2013 HIGHLIGHTS

- Spent the majority of the 2013 season with Triple-A Fresno in the San Francisco organization, batting .316/.354/.408 in 70 games
- After going 0-for-4 on Opening Day for Fresno, hit safely in 13 of his next 14 games (nine multi-hit games), batting .474/.492/.667 in 59 plate appearances
- Also appeared in 18 big league games in three stints with San Francisco, going 6-for-29
- Hit his first big league HR, a lead-off shot to tie the game in the 9th inning off SD's Huston Street, September 29

PRO CAREER

- 2012:** Spent most of the season with Triple-A Fresno hitting .272 (122-449) with 20-2B, 10-3B, 5 HR and 68 RBI in 105 games... Entered season ranked as the Giants' 5th-best prospect according to *Baseball America*...Made his major league debut with San Francisco on August 25...Recorded his first big league hit on September 23 vs. SD...Was tied for 3rd in the PCL with 10 triples... Named MLB.com's #98 prospect in baseball prior to the season...Named SF's #8 prospect by *Baseball America* after the season.
- 2011:** Was added to San Jose roster on June 2 after being in extended spring training recovering from knee surgery...Tied Tim Lincecum's (1996) San Jose Giants' franchise hitting streak record of 23-consecutive games on June 5...Named SF's #5 prospect by *Baseball America* after the season.
- 2010:** Was selected to the World Team in the All-Star Futures Game...Selected to the California League Postseason All-Star team... Set a San Jose Giants franchise record for the most triples (13) in a season...Finished the regular season on a 20-game hitting streak, which was the fourth-longest in San Jose Giants history...Named SF's #4 prospect by *Baseball America* after the season.
- 2009:** Missed April-July with a hernia contusion...Named SF's #10 prospect by *Baseball America* after the season.
- 2008:** Finished 6th in the Northwest League with a .307 average (62-202)...Named SF's #22 prospect by *Baseball America* after the season.
- 2007:** Spent the season repeating the DSL, batting .294/.341/.374 with 25 steals in 30 attempts over 69 games.
- 2006:** Made his professional debut in the DSL in 2006, hitting .275 (50-182) with 10-2B, 3-3B, 4 HR and 16 RBI in 56 games.

PERSONAL/MISCELLANEOUS

Originally signed by San Francisco as a non-drafted free agent on August 8, 2005.

YEAR	CLUB	AVG	G	AB	R	H	2B	3B	HR	RBI	SH	SF	HBP	BB	IBB	SO	SB	CS	GDP	SLG	OBP
2006	DSL Giants-1	.275	56	182	24	50	10	3	4	16	4	1	3	6	0	37	3	2	1	.429	.307
2007	DSL Giants	.294	69	235	51	69	12	2	1	17	0	4	4	15	1	39	25	5	3	.374	.341
2008	Salem-Keizer	.307	50	202	33	62	11	4	2	28	2	2	5	9	0	43	10	3	4	.431	.349
	Augusta	.261	50	180	23	47	2	4	2	15	0	1	1	12	0	43	15	1	1	.350	.309
2009	Salem-Keizer	.394	17	71	14	28	3	1	0	12	0	1	1	3	0	9	7	0	4	.465	.421
	Augusta	.340	58	238	28	81	12	4	1	34	1	4	4	5	0	39	15	5	6	.437	.359
2010	San Jose	.329	122	510	78	168	19	16	10	77	2	2	6	18	3	88	40	22	14	.488	.358
2011	San Jose	.324	16	68	12	22	2	0	2	9	1	0	0	7	0	8	4	0	2	.441	.387
	Richmond	.309	71	285	34	88	12	6	5	37	0	5	1	5	0	45	8	1	6	.446	.318
2012	Fresno	.272	105	449	46	122	20	10	5	68	4	5	3	15	1	82	1	0	20	.394	.297
	SAN FRANCISCO	.188	17	16	6	3	0	0	0	0	0	0	0	0	0	7	3	0	0	.188	.188
2013	AZL Giants	.308	6	26	5	8	0	1	1	7	0	0	0	0	0	2	0	0	1	.500	.308
	Fresno	.316	70	272	38	86	12	2	3	30	0	0	3	13	1	51	3	0	9	.408	.354
	SAN FRANCISCO	.207	18	29	4	6	1	0	1	1	0	0	0	1	0	2	2	0	2	.345	.233
	Minor Lg. Totals	.306	690	2718	386	831	115	53	36	350	14	25	31	108	6	486	131	39	71	.427	.337
	National League	.200	35	45	10	9	1	0	1	1	0	0	0	1	0	9	5	0	2	.289	.217
	ML Totals	.200	35	45	10	9	1	0	1	1	0	0	0	1	0	9	5	0	2	.289	.217

1 - Signed by San Francisco as a non-drafted free agent, August 8, 2005

FIELDING

OF	PCT	G	PO	A	E	DP
2012	1.000	10	14	1	0	0
2013	1.000	13	15	0	0	0
Totals	1.000	23	29	1	0	0



NON-ROSTER INVITEE

Cord PHELPS

72

INF

BATS
SWITCHTHROWS
RIGHTHEIGHT
6'2WEIGHT
200

BORN: January 23, 1987

OPENING DAY AGE: 27

BIRTHPLACE: Stanford, CA

RESIDES: Stanford, CA

CONTRACT STATUS: Signed through 2014

MAJOR LEAGUE SERVICE: 135 days

ACQUIRED: November 25, 2013; claimed off waivers from Cleveland

GAME HIGHS & STREAKS

HITS: 3, September 28, 2012 vs. Kansas City...**RUNS:** 2, June 19, 2011 vs. Pittsburgh...**DOUBLES:** 1, twice, most recently September 27, 2011 vs. Detroit...**TRIPLES:** 1, June 21, 2011 vs. Colorado...**HR:** 1, twice, most recently September 22, 2012 vs. Kansas City...**RBI:** 3, June 19, 2011 vs. Pittsburgh...**SB:** 1, June 22, 2011 vs. Colorado...**WALKS:** 3, July 5, 2011 vs. New York (AL)...**HITTING STREAK:** 4 games, June 19-22, 2011...**WALK-OFF HOMERS:** 1, June 19, 2011 vs. Pittsburgh off Tim Wood

2013 HIGHLIGHTS

- Spent most of the season with Triple-A Columbus (.267/.333/.443 in 65G) and appeared in four games for Cleveland (0-9)
- Collected season-high three hits four times for Columbus
- Had two multi-HR games, May 9 vs. Charlotte and 19 vs. Scranton/Wilkes-Barre
- Had six multi-hit games in an 11-game stretch, May 5-15 (.295/.367/.568)
- Batted .320/.369/.460 in 111 plate appearances over 25 games in June
- Hit .333/.419/.519 in 62 plate appearances with two outs and RISP

PRO CAREER

2012: Hit .276/.368/.451 (139-503) with 82 runs, 34 doubles, 16 home runs and 62 RBI in 135 games for the Columbus Clippers and was named the 2B on the International League Postseason All-Star Team...Finished the season 2nd in the IL in runs, T-3rd in doubles, 4th in hits, 5th in walks (71), 6th in total bases (227) and 8th in OBP...Made all his defensive appearances at second base, hit .290 off LHP & in the second half hit .312 (58-186) with 12-2B, 7 HR & 26 RBI in 50G (.905 OPS), 9th in the IL in 2nd half average...Had five 4-hit games for Columbus, including back-to-back efforts on August 15-16 where he drove in a combined 9 runs over the two games (3-2B, 2 HR)...Recalled to Cleveland, September 4, when minor league season ended...With Cleveland made four starts at second base, one start at shortstop on the season's final day and two starts at DH...Collected a career-high three hits on September 28 vs. KC.

2011: Spent most of the season at Triple-A Columbus and ranked among International League leaders in several offensive categories despite spending over two months in the major leagues for the first time in his four-year professional career...Hit .294 (111-378) with 51 runs, 25 doubles, 4 triples, 14 HR and 63 RBI in 97 games at Triple-A, hitting .301 (72-239) with 12 HR and 47 RBI against RHP (.929 OPS)...At the time of his August 24 recall, he ranked 7th in the IL in OPS (.868), 8th in OBP (.376), 12th in SLG (.492), 17th in average (.301) and tied for 18th in RBI (63) despite spending a month in the big leagues, June 8-July 7...During the month of August he batted .300 (27-90) with 5 HR and 15 RBI in 21 games and reached base safely in his last 26 straight games via hit or walk at Triple A, July 26-August 23...Appeared in 44 games at second base, 40 games at shortstop and one game at third base...Was with Cleveland, June 8-July 7, batting .196 (9-46) with 6 runs scored, a double, triple, HR and 5 RBI in 19 games...Made his major league debut, June 8 vs. MIN (0-4)...Collected his first hit and RBI, June 10 @ NYY off Ivan Nova...On June 19 vs. PIT, hit a three-run, walk-off home run in the 11th inning off Tim Wood for his first major league homer...Became the first Indians batter to end a game with his first career homer since Ben Francisco on June 29, 2007...Optioned from July 7-August 23...Recalled on August 24 and appeared in 16 games the remainder of the season (2-25) and suffered through an 0-for-27 stretch, June 27-September 22...Was 2-for-his-last-33 at the big league level...Overall made 17 starts at second base (20G) and one start at DH.

2010: Began the season at Double-A Akron where he hit .382 (26-68) in April with 2 HR & 11 RBI before being promoted to Triple-A on June 9...Made his Columbus debut the next day...From June 20-July 25, he hit safely in 25 of 27 games while hitting .396 (40-101) with 24 runs...Finished the year with the 4th highest average in the Cleveland farm system at a combined .308 (136-442) between Akron and Columbus...Hit at least .300 in June (.333), July (.337) and August (.300)...Hit .324 (12-37) in the International League playoffs with 3-2B, a HR & 5 RBI in nine games for the IL and Triple-A Champion Clippers...Went on to play third base in the Arizona Fall League for Peoria where he hit .367 (29-79) with 4-2B, 3 HR & 10 RBI in 19 games, the 5th highest batting average in the AFL...Prior to that, played on Team USA in the Pan American Games qualifying tournament.

2009: Spent the year at Single-A Kinston where he was a Mid-Season and Postseason All-Star...Led the Carolina League in walks (93), was 2nd in OBP (.386) and T-9th in hits (125) and runs (72)...Hit in 11 straight games, April 15-26.



PERSONAL/MISCELLANEOUS

Originally selected by Cleveland in the 3rd round of the 2008 First Year Player Draft out of Stanford University...Graduated in 2005 from Santa Barbara (CA.) High School...Chosen the 2005 Santa Barbara County Athletic Roundtable Athlete of the Year...Earned 2005 first-team All-CIF Section and All-Channel League honors...Graduated summa cum laude with a 4.83 GPA and was the class salutatorian...Earned National AP Scholar and National Merit Scholar honors...Played three years at Stanford University where he majored in human biology...Finished his three-year Stanford career with a .307 batting average (165-537) with 115 runs scored, 31 doubles, seven triples, 13 home runs, 91 RBI and seven stolen bases in 156 games (139 starts...Entered junior year with no home runs and 33 career RBI, but hammered 13 homers and drove in 58 runs for Stanford's College World Series club while hitting .351 (91-259) in 63 games (62 starts)...Earned Stanford's Most Improved Player award...Was an All-Pac-10 selection...Led the team with six runs scored, and tied for the club high with five RBI at the College World Series in 2008, going 7-for-18 (.389) with two doubles and two triples...Made the 2006 New York Collegiate Baseball League All-Star team while playing for the Amsterdam Mohawks.

YEAR	CLUB	AVG	G	AB	R	H	2B	3B	HR	RBI	SH	SF	HBP	BB	IBB	SO	SB	CS	GDP	SLG	OBP
2008	Gulf Coast-1	.000	1	3	0	0	0	0	0	1	0	1	0	0	0	2	0	0	0	.000	.000
	Mahoning Valley	.312	35	141	24	44	10	2	2	21	0	1	0	15	0	22	4	3	3	.454	.376
2009	Kinston	.261	130	479	72	125	27	5	4	53	2	2	6	93	1	97	17	14	18	.363	.386
	Akron	.296	53	199	25	59	8	3	2	23	1	2	1	15	0	29	1	4	10	.397	.346
2010	Columbus	.317	66	243	41	77	20	4	6	31	1	1	4	24	1	39	3	2	3	.506	.386
	Columbus	.294	97	378	51	111	25	4	14	63	0	4	1	51	1	89	3	6	10	.492	.376
2011	CLEVELAND	.155	35	71	10	11	2	1	1	6	1	0	0	8	0	17	1	0	2	.254	.241
	Columbus	.276	135	503	82	139	34	3	16	62	1	3	4	71	3	94	9	4	8	.451	.368
2012	CLEVELAND	.212	14	33	2	7	0	0	1	5	0	0	0	1	0	10	0	0	0	.303	.235
	Columbus	.267	65	255	29	68	16	1	9	46	2	3	0	27	0	49	4	3	7	.443	.333
2013	CLEVELAND	.000	4	9	0	0	0	0	0	0	0	0	0	0	0	2	0	0	0	.000	.000
	Minor Lg. Totals	.283	582	2201	324	623	140	22	53	300	7	17	16	296	6	421	41	36	59	.439	.370
American League		.159	53	113	12	18	2	1	2	11	1	0	0	9	0	29	1	0	2	.248	.221
	ML Totals	.159	53	113	12	18	2	1	2	11	1	0	0	9	0	29	1	0	2	.248	.221

1 - Selected by Cleveland in the 3rd round of the 2008 First Year Player Draft

FIELDING

2B	PCT	G	PO	A	E	DP
2011	.933	20	28	42	5	10
2012	1.000	5	4	12	0	2
2013	.833	3	3	2	1	0
Totals	.938	28	35	56	6	12

3B	PCT	G	PO	A	E	DP
2012	-	1	0	0	0	0
Totals	-	1	0	0	0	0

SS	PCT	G	PO	A	E	DP
2012	1.000	1	2	6	0	3
Totals	1.000	1	2	6	0	3

ONE-TIME ORIOLES, ONE-TIME MAJOR LEAGUERS

There are six players whose one and only major league appearance came with the Orioles.

Player	Date	Line in box score
Roger Marquis (OF)	Sept. 25, '55	0-for-1
Gordon Sundin (RP)	Sept. 19, '56	0.0IP, ER, 2BB
George Werley (RP)	Sept. 29, '56	1.0IP, H, ER, 2BB
Tom Patton (CA)	Apr. 30, '57	0-for-2
Jeff Rineer (RP)	Sept. 30, '79	1.0IP
Radhames Dykhoff (RP)	June 7, '98	1.0IP, 2H, 2ER, BB, K

FRONT
OFFICEORIOLES
REACHMANAGER &
COACHESCORD
PHELPS2013
IN REVIEW

OPPONENTS

MINOR
LEAGUESRECORDS &
HISTORY

ORIOLE PARK

MEDIA

FRONT
OFFICEORIOLES
REACHMANAGER &
COACHESCORD
PHELPS2013
IN REVIEW

OPPONENTS

MINOR
LEAGUESRECORDS &
HISTORY

ORIOLE PARK

MEDIA



Nolan REIMOLD

14

OF

BATS
RIGHTTHROWS
RIGHTHEIGHT
6'4"WEIGHT
206

BORN: October 12, 1983

OPENING DAY AGE: 30

BIRTHPLACE: Greenville, PA

RESIDES: Greenville, PA

CONTRACT STATUS: Signed through 2014

MAJOR LEAGUE SERVICE: 4 years, 4 days

ACQUIRED: Selected by the Orioles in the 2nd round of the 2005 First Year Player Draft

GAME HIGHS & STREAKS

HITS: 4, May 26, 2011 vs. Kansas City...**RUNS:** 3, three times, most recently May 2, 2013 vs. Los Angeles (AL)...**DOUBLES:** 2, August 14, 2011 vs. Detroit...**TRIPLES:** 1, five times, most recently September 27, 2011 vs. Boston...**HR:** 2, May 26, 2011 vs. Kansas City...**RBI:** 4, twice, most recently June 30, 2011 vs. St. Louis...**WALKS:** 4, September 7, 2011 at New York (AL)...**SB:** 2, September 7, 2011 at New York (AL)...**HITTING STREAK:** 14 games, April 7-29, 2012...**WALK-OFF HOME RUNS:** 2, August 10, 2011 vs. Chicago (AL) off Jason Frasor and May 27, 2009 vs. Toronto off Brian Wolfe

2013 HIGHLIGHTS

- Made 3rd O's Opening Day roster...Started in LF on Opening Day, going 2-for-4 @TB
- Had consecutive multi-RBI games, April 18-20
- Collected 3rd multi-hit game and scored career-high tying 3R (3rd time), May 2 @LAA
- Placed on 15-day DL, May 12, with a right hamstring strain
- Activated from DL and went 1-for-3 @CWS, July 2
- Put back on the DL, July 14, with nerve inflammation in the cervical spine
- Transferred to the 60-day DL, July 23, and reinstated, November 1
- Had a second corrective neck surgery, July 23, by Dr. Robert Kowalski at the Florida Spine Institute

PRO CAREER

2012: Made the Opening Day roster and batted .313/.333/.627 in 16 games before going on the DL, May 1, with a herniated disc that ended his season...Had surgery to remove the disc at Johns Hopkins Hospital, June 25, performed by neurosurgeon Dr. Ziya Gokaslan...Had career-high 14-game hit streak, April 7-29, during which he batted .356 (21-59)...Hit HR in 4 straight games, April 13-17, the first Oriole to do that since Luke Scott (May 27-30, 2009)...Had 3 straight multi-RBI games for the first time in his career, April 15-17...Hit game-winning two-run HR off Francisco Cordero, April 14 @TOR...Had season high 3 hits, including 2B, HR & 2R, April 13 @TOR.

2011: Began the season with Triple-A Norfolk before being recalled, May 20...Batted .237/.329/.410 in 39 games for the Tides...Reached safely in 10 straight games for the O's, May 26-June 6 (.444 OBP)...Batted .321/.433/.679 with 9BB, 2-2B, 3B, 5HR, 16RBI, 16R & 5SB in the last 17 games of the season...Set career-highs with 2HR, 4H and 4RBI, May 26 vs. KC...Had 4RBI, June 30 vs. STL...Hit second career walk-off HR, August 10 vs. CWS (also May 27, 2009 against Toronto)...According to Elias, only three other O's have hit multiple walk-off HR since 2000: Cal Ripken (both in 2000), Tony Batista (2002 and 2003) and Brian Roberts (2005 and 2010)...Scored career-high with 3 R, August 14 vs. DET...Set career-highs with 4 BB and 2 SB, September 7 @NYY...Hit game-tying RBI double with two outs in the 9th and scored game-winning run in last game of season vs. BOS...6 of his 13 HR either tied the game (1) or gave O's the lead (5)...Had an .896 OPS (.347/.548) in 41 home games and a .681 OPS (.311/.371) in 46 road games...Hit .303/.393/.648 in 38 wins and .200/.269/.290 in 49 losses...Batted .345/.440/.690 in 75 plate appearances with runners in scoring position, including a .367/.441/.800 mark with RISP and two outs...Hit .354/.411/.723 with 4-2B, 3B, 6HR, 16RBI and 15R in 19 games vs. the AL Central.

2010: Had career-high three walks on April 23 @BOS...Reached base safely in 12 of his first 13 starts...Was on back end of back-to-back homers with Matt Wieters May 5 @NYY off RHP David Robertson...Tied career-high with three hits September 24 @TOR (6th time)...Hit .348 (8-23) with a 2B and two HR in seven games against NYY...Was optioned to Triple-A Norfolk May 12...Recalled from Norfolk on September 1...Batted .249 with 10 HR & 37 RBI in 94 games with the Tides, reaching safely in 40 of his last 42...Hit .320 (31-97) with a .460 OBP and a .443 SLG in 28 games with the Tides in August...Had season highs of four hits and four runs scored August 8 at Louisville.

2009: Recalled from Triple-A Norfolk on May 14 and spent remainder of season with Baltimore...Placed on the 15-day disabled list, September 18, with left Achilles tendinitis...Had surgery to repair the Achilles on September 23 by Dr. John Campbell at Mercy Hospital in Baltimore...Named American League Rookie of the Month for June...In 26 games, batted .320 (24-75) with three doubles, four home runs, nine RBI, 13 runs scored and 13 walks...Made his major league debut and notched his first major league hit, May 14 @KC with a single off Ron Mahay...Drove in first run with an RBI single, May 16 @KC off Kyle Davies...Became the first player to hit his first major league home run off Mariano Rivera May 20 @NYY...Hit his first walk-off home run May 27 vs. TOR in the 11th inning off Brian Wolfe...It was the first extra innings walk-off blast by an O's rookie since Leo Gomez on August 12, 1991 (vs. CWS)...When his season ended, was leading AL rookies in home runs (15), on-base percentage (.365), slugging



Nolan REIMOLD



percentage (.466), walks (47) and total bases (167)...He was 2nd in hits (100), average (.279), RBI (45), outfield assists (7) and extra-base hits (35)...Reached base in 85 of his 104 games, including a career-high 17 straight games, August 14-30...Homered in three consecutive games, May 26-28, one shy of the Orioles rookie record set by Jay Gibbons (June 17-20, 2001)...Curt Blefary (April 30-May 4, 1965) is the only other Oriole rookie to homer in three straight games...Hit in a career-high 10 straight games, August 14-23, going 12-for-39 (.308)...Ended season on a six-game hitting streak, going 8-for-22 (.364) with a double, homer and three RBI...Recorded 25 multi-hit games and 10 multi-RBI games...Had five three-hit games and five three-RBI games to set career-highs...Batted .312 (39-125) against the AL East, his highest average against any division...Posted a .364 (16-44) batting average in September, his highest average of any month...Batted .299 (56-187) after the All-Star break after batting .257 (44-171) before the break...Hit .331 (49-148) in Orioles wins, but just .231 (51-237) in Birds losses...Named Orioles Minor League Player of the Month for April as he hit .408 (29-71) with five doubles, seven homers and 21 RBI in 19 games...Was named International League Player of the Week for April 13-19 as he went 13-for-28 (.464) with a double, a homer five runs scored and nine RBI...Was hitting .394 with nine home runs at the time of his promotion to Baltimore...Drove in season-high five runs for Norfolk, April 17 at Gwinnett...Homered twice, April 26 against Durham...Was held hitless in just 4 of his 31 games with Norfolk.

2008: Spent the season with Double-A Bowie and was 2nd in the league in HR (25), extra-base hits (57) and runs (87) and 4th in RBI (84) and slugging percentage (.501)...Named to the 2008 Southern Division All-Star Team and EL Postseason All-Star team...Named the EL Player of the Week, August 25-September 1...Led the team in games played (139)...Batted .412 (7-17) with a double, four home runs, four runs and 11 RBI in four playoff games.

2007: Was sidelined for most of the season due to a strained oblique, but appeared in 50 games for Bowie...Slugged .818 in 44 at-bats against left-handed pitching...Led the Arizona Fall League with six home runs and 23 RBI as a member of the Phoenix Desert Dogs...Named the Orioles #4 prospect by *Baseball America* after the season.

2006: Spent the season at Frederick and was named to the Carolina League All-Star team...Also participated in the MLB Futures Game...Finished 3rd in the Carolina League with 19 home runs and 73 runs scored and was 5th in the league with 75 RBI and a .379 on-base percentage...Batted .328 (43-131) in his first 37 games of the year through May 17...Hit .222 (63-284) over his final 82 games of the season...Was named the Orioles' 3rd best prospect by *Baseball America* following the season.

2005: Was named the top prospect in the New York-Penn League by *Baseball America*...Played in 50 of 75 games for Single-A Aberdeen and led the team with 15 doubles and 9 home runs...Finished 4th in the league with a .550 slugging percentage...Went 7-for-16 in his first 4 games and hit safely in 33 of his 50 games with the IronBirds...Was transferred to Frederick on August 16 and hit safely in 4 of his first 5 games with the Keys, batting .412 (7-17) with four home runs...Hit .357 (10-28) with 3 doubles in the Carolina League playoffs...Played a combined 39 games in right field and 30 games in center between the two teams...Was named the Orioles' #4 prospect by *Baseball America* following the season.

PERSONAL/MISCELLANEOUS

Attended Bowling Green University...Batted .360 with 20 HR and 62 RBI in his final season with the Falcons and was named Mid-American Conference Player of the Year in 2005.

YEAR	CLUB	AVG	G	AB	R	H	2B	3B	HR	RBI	SH	SF	HBP	BB	IBB	SO	SB	CS	GDP	SLG	OBP
2005	Aberdeen-1	.294	50	180	33	53	15	2	9	30	0	2	1	29	1	44	2	0	2	.550	.392
	Frederick	.265	23	83	17	22	6	0	6	11	0	0	2	12	0	27	3	0	0	.554	.371
2006	Frederick	.255	119	415	73	106	26	0	19	75	0	4	9	76	4	107	14	8	4	.455	.379
2007	GCL Orioles	.233	9	30	4	7	4	1	0	8	0	0	3	6	0	4	0	0	0	.433	.410
	Bowie	.306	50	186	30	57	15	0	11	34	0	0	0	17	1	47	2	3	5	.565	.365
2008	Bowie	.284	139	507	87	144	29	3	25	84	0	8	8	63	1	82	7	3	9	.501	.367
2009	Norfolk	.394	31	109	21	43	11	0	9	27	0	1	2	18	2	25	6	1	2	.743	.485
	BALTIMORE	.279	104	358	49	100	18	2	15	45	0	3	3	47	1	77	8	2	8	.466	.365
2010	Norfolk	.249	94	337	52	84	12	0	10	37	0	2	8	54	0	61	9	2	8	.374	.364
	BALTIMORE	.207	39	116	9	24	5	0	3	14	0	2	1	12	0	26	0	0	6	.328	.282
2011	Norfolk	.237	39	139	16	33	6	0	6	22	0	2	2	18	0	43	2	1	1	.410	.329
	BALTIMORE	.247	87	267	40	66	10	3	13	45	0	4	6	28	1	57	7	2	4	.453	.328
2012	BALTIMORE	.313	16	67	10	21	6	0	5	10	0	0	0	2	0	14	1	0	3	.627	.333
2013	Bowie	.196	12	46	3	9	0	1	1	5	0	1	0	4	0	13	0	0	2	.304	.255
	BALTIMORE	.195	40	128	17	25	3	0	5	12	0	2	0	10	2	41	0	1	4	.336	.250
Minor Lg. Totals		.275	566	2032	336	558	124	7	96	333	0	20	35	297	9	453	45	18	33	.484	.373
BALTIMORE Totals		.252	286	936	125	236	42	5	41	126	0	11	10	99	4	215	16	5	25	.439	.327
American League		.252	286	936	125	236	42	5	41	126	0	11	10	99	4	215	16	5	25	.439	.327
ML Totals		.252	286	936	125	236	42	5	41	126	0	11	10	99	4	215	16	5	25	.439	.327

1-Selected by the Orioles in the 2nd round of the 2005 First Year Player Draft

FIELDING

OF	PCT	G	PO	A	E	DP
2009	.973	90	173	7	5	1
2010	.977	23	42	1	1	0
2011	.981	76	150	5	3	0
2012	.897	15	26	0	3	0
2013	1.000	11	24	2	0	1
Totals	.973	215	415	15	12	2



NON-ROSTER INVITEE

Eduardo RODRIGUEZ 74**LHP** BATS LEFT THROWS LEFT HEIGHT 6'2" WEIGHT 200

BORN: April 7, 1993 **OPENING DAY AGE:** 20
BIRTHPLACE: Valencia, VZ **RESIDES:** Valencia, VZ
CONTRACT STATUS: Signed through 2014
MAJOR LEAGUE SERVICE: None
ACQUIRED: January 22, 2010; signed by the Orioles as a non-drafted free agent

2013 HIGHLIGHTS

- Posted a 2.85 ERA (86.0IP, 27ER) in 14 starts with Single-A Frederick before being promoted to Double-A Bowie in late June
- Named Organizational Pitcher of the Month in May, when he went 5-0 with a 2.23 ERA (41.0IP, 10ER) in six starts
- Selected to Carolina League Mid-Season All-Star Team and pitched a scoreless inning in the All-Star Game
- Named to MLB All-Star Futures Game and pitched a scoreless inning, striking out one
- Named the O's No. 3 prospect after the season by *Baseball America*
- Was named a top 100 overall prospect by *ESPN.com* (43), *Baseball Prospectus* (61) and *MLB.com* (68)
- Pitched for Surprise in the AFL after the season, earning the win in the championship game, starting and tossing 3.0 scoreless innings (2H, 4K)

PRO CAREER

2012: Allowed two or fewer earned runs in 16 of 22 starts for Single-A Delmarva...Posted a 2.49 ERA in 10 starts before the All-Star break...Led Delmarva pitchers (min. 9G) in ERA (3.70) and WHIP (1.24)...Finished tied for the team lead in games started (22)...Allowed season-high 7ER in 4.0IP in his final start of the season, August 29, pushing final ERA from 3.23 to 3.70...Named the O's No. 5 prospect after the season by *Baseball America*.

2011: Led the GCL Orioles in strikeouts (46) and was second in games started (10).

2010: Led the DSL Orioles with a 2.33 ERA (min. 5 starts) and 62 strikeouts...Struck out a career-best 11 batters June 12 against the DSL Cubs...Threw his first complete game shutout (5.0 innings) July 9 against the DSL Rockies.

PERSONAL/MISCELLANEOUS

Signed by the Orioles as a non-drafted free agent, January 22, 2010, by Calvin Maduro.

YEAR	CLUB	W	L	ERA	G	GS	CG	SHO	SV	IP	H	R	ER	HR	HB	BB	IB	SO	WP	BK
2010	DSL Orioles-1	3	4	2.33	12	12	1	1	0	65.2	49	26	17	0	0	28	0	62	7	1
2011	Gulf Coast	1	1	1.81	11	10	0	0	1	44.2	28	17	9	0	2	17	0	46	1	1
	Aberdeen	0	0	6.75	1	1	0	0	0	4.0	6	3	3	1	0	1	0	4	1	0
2012	Delmarva	5	7	3.70	22	22	1	0	0	107.0	103	56	44	4	5	30	0	73	2	2
2013	Frederick	6	4	2.85	14	14	0	0	0	85.1	78	36	27	4	2	25	0	66	2	0
	Bowie	4	3	4.22	11	11	1	0	0	59.2	53	28	28	5	2	24	1	59	1	1
	Minor Lg. Totals	19	19	3.14	71	70	3	1	1	366.1	317	166	128	14	11	125	1	310	14	5

1- Signed by the Orioles as a non-drafted free agent, January 22, 2010



NON-ROSTER INVITEE

57 Johan SANTANA**BATS LEFT THROWS LEFT HEIGHT 6'0" WEIGHT 210 LHP**

BORN: March 13, 1979 **OPENING DAY AGE:** 35
BIRTHPLACE: Tovar, VZ **RESIDES:** Tovar, VZ
CONTRACT STATUS: Signed through 2014
MAJOR LEAGUE SERVICE: 13 years, 122 days
ACQUIRED: March 4, 2014; signed by the Orioles as a minor league free agent

GAME HIGHS & STREAKS

NO-HITTER: June 1, 2012 vs. St. Louis (5BB, 8K)...**LONGEST OUTING:** 9.0 innings, 12 times, most recently June 1, 2012 vs. St. Louis...**LONGEST RELIEF OUTING:** 5.1 innings, 3 times, most recently May 31, 2002 vs. Los Angeles (AL)...**STRIKEOUT HIGH:** 17, August 19, 2007 vs. Texas...**WALK HIGH:** 7, July 15, 2002 vs. Los Angeles (AL)...**HR ALLOWED:** 4, four times, most recently June 8, 2012 vs. New York (AL)...**WINNING STREAK:** 13 games, July 17-September 24, 2004...**LOSING STREAK:** 5 games, July 6, 2012-current

CAREER HIGHLIGHTS

Threw the first no-hitter in Mets franchise history on June 1, 2012...Led the National League in ERA and innings pitched in 2008...Is one of only five pitchers to be a two-time unanimous American League Cy Young Award winner (2004 and 2006)...Is a four-time All-Star (2005, 2006, 2007 and 2009)...Rawlings Gold Glove recipient (2007)...Has six American League Pitcher of the Month honors (August, 2003; July, 2004; August, 2004; September, 2004; June, 2006 and September, 2006) and was the National League Pitcher of the Month twice (September, 2008 and April, 2009)...Was selected the AL's Player of the Week three times (June 14-June 20, 2004; September 13-September 19, 2004 and August 13-August 19, 2007)...Named the National League Co-Player of the Week (August 11-August 17, 2008) and the Player of the Week, May 28-June 3, 2012...Won the Pitching Triple Crown in 2006, leading the AL in wins (19), strikeouts (245) and ERA (2.77).

2013 HIGHLIGHTS

- Missed the season with a torn anterior capsule in his pitching shoulder
- Was the 2nd time he missed a full season with the injury (also 2011)
- Had surgery, April 2, performed by Dr. David Altchek at the Hospital for Special Surgery

PRO CAREER

2012: Tossed the first no-hitter in Mets history (8,019 games) vs. STL on June 1 at Citi Field (8-0, 5BB, 8K)...Became the fourth Venezuelan-born pitcher to throw a no-hitter and the first since the Cubs' Carlos Zambrano on September 14, 2008 @HOU...Became the first pitcher since Dave Righetti in 1983 to throw a shutout and a no-hitter in consecutive starts...It was the first time a Mets' pitcher had back-to-back complete-game shutouts since 1992 when David Cone accomplished the feat on May 19 vs. SD and on May 24 vs. SF...Became the third non-rookie in the past 50 seasons to throw a no-hitter after not pitching in the majors the previous season...(J. Palmer, BAL 1969 and D. Gooden, NYY 1996)...In the 10 starts after the no-hitter, he went 3-7 with a 8.27 ERA (49.0IP, 45ER)...Named the National League Player of the Week, May 28-June 3 (2 CG SHO, including the no-hitter)...Had his scoreless innings streak snapped at 19.0 innings on June 8 vs. NYY...Was on the DL twice, July 21-August 11 with a right ankle sprain and August 22 (retroactive to August 18) to the end of the season, with inflammation of his lower back...Struck out a season-high 11 in 6.2 innings vs. MIA, April 24...It was the 50th double-digit strikeout game of his career...Started Opening Day at home April 5 vs. ATL...It was his 7th Opening Day start and 4th with the Mets...The 5.0 shutout innings lowered Santana's career Opening Day ERA to 3.06 (35.1IP, 12ER) and his Mets Opening Day ERA to 1.52 (23.2IP, 4ER).

2011: Finished his active rehabilitation program on October 8...He then entered a long period of medically prescribed rest...Threw 4.0 innings in an Instructional League game, September 30 in Fort Myers, FL...He also tossed a 3.0-inning simulated game on September 17...Started Game Two of the South Atlantic League semi-finals for Savannah (A) vs. Augusta on September 9...In 3.0 innings of work, he allowed one unearned run on two hits, with one strikeout and one walk...Hurled 2.0 innings for St. Lucie (A) of the FSL on September 3 vs. Palm Beach...It was his first appearance in a minor league game since July 28 after being shut down due to shoulder fatigue...He surrendered three hits and one earned run with no walks and two strikeouts...Made his first major league rehabilitation appearance on July 28 with St. Lucie (A) vs. Daytona...Tossed 3.0 scoreless innings, allowing two hits and no walks, hit one batter and had three strikeouts...Began the year on the 15-day DL while he recovered from surgery to repair a tear of the anterior capsule of his left shoulder.

2010: Season came to an end on September 14 when he underwent surgery to repair the tear of his anterior capsule of his left shoulder...The surgery was performed by Mets Medical Director, Dr. David Altchek at the Hospital for Special Surgery in Manhattan...Experienced discomfort in his shoulder area in his final start of the year, September 2 @ATL...Hurled three straight

FRONT OFFICE

ORIOLES REACH

MANAGER & COACHES

JOHAN SANTANA

2013 IN REVIEW

OPPONENTS

MINOR LEAGUES

RECORDS & HISTORY

ORIOLE PARK

MEDIA

FRONT OFFICE

ORIOLES REACH

MANAGER & COACHES

EDUARDO RODRIGUEZ

2013 IN REVIEW

OPPONENTS

MINOR LEAGUES

RECORDS & HISTORY

ORIOLE PARK

MEDIA



Johan SANTANA

CG from August 12-August 22 vs. COL, @HOU and @PIT...Became the first Mets pitcher since David Cone in 1990 to toss three consecutive CG in a single season...Also became the first Mets pitcher since Jerry Koosman in 1977 to toss consecutive complete games and lose both...The last Mets pitcher to throw four straight complete games was Dwight Gooden from April 15-May 1, 1988...Led the majors with 43.1IP and three CG in August...Finished 2nd in the NL and 4th in the majors for the month with 47 strikeouts...Had 16 starts when he permitted one run or fewer, tied for the most in the majors with STL's Adam Wainwright and COL's Ubaldo Jimenez...On April 5, he went 6.0 innings and allowed one run and four hits to beat FLA, 7-1...It was his 6th Opening Day start and his 4th straight with NYM...Allowed a career-high 10 runs on May 2 @PHI...Tossed a three-hit CG SHO to beat CIN on July 6...In that game, he hit his first major league home run...Became the second Mets pitcher to throw a CG SHO and hit a HR in the same game.

2009: Underwent surgery for the arthroscopic removal of multiple bone fragments from his left elbow on September 1 at the Hospital for Special Surgery...Mets Medical Director Dr. David Altchek performed the procedure...Placed on the 15-Day DL on August 25 with bone chips in his left elbow...Recorded 13 strikeouts, his most as a member of the Mets, on April 12 @FLA...Won the National League Pitcher of the Month for April...Went 3-1 with an NL-best 1.10 ERA in five starts...Over 32.2 innings, he allowed 22 hits, six runs, four earned, and nine walks, while striking out 44...Marked his second straight monthly honor (September, 2008) and eighth overall...Blanked PHI on May 6 for 7.0IP to stretch his streak of starts allowing two runs or less to a career-best 12...His 0.78 ERA through seven starts was the lowest in franchise history to begin a season...The six runs allowed on May 16 @SF snapped his streak of starts with two runs or less at 13...Went 9-2 with a 1.57 ERA (97.1IP, 17ER) and 114 strikeouts in that time...Suffered through the worst start of his career on June 14 @NYY (3.0IP, 9H, 9ER)...Won his 10th game on July 11, marking the seventh consecutive season in which has won double-digit games...Was named to his fourth All-Star Game, first while in the National League (DNP).

2008: Underwent arthroscopic surgery on his left knee to repair a torn meniscus on October 1...Mets Medical Director Dr. David Altchek and Mets Team Physician Dr. Straun Coleman performed the procedure...Led the National League in ERA and innings pitched...Established career-bests in both categories...Also finished tied for 2nd in the NL in strikeouts...Finished third in the voting for the National League Cy Young Award...Became the 6th pitcher to make their Mets debut as the starting pitcher on Opening Day...Won his 50th career road game on April 23 @WAS...At 50-23, he became the fourth pitcher since 1960 to reach 50 wins with 23 or fewer losses (Roger Clemens - 21, Mike Mussina - 21, Freddy Garcia - 23)...Collected his 100th career victory, against only 47 career losses, June 1 vs. LAD...Only four other left-handed pitchers in major league history had fewer than 50 losses at the time of their 100th win: Whitey Ford (36), Ron Guidry (39), Don Gullett (48) and Lefty Gomez (49)...Named the National League Co-Player of the Week, period ending August 17...Went 2-0 with a 1.64 ERA (16.0IP, 3ER)...Earned NL Pitcher of the Month honors for September (4-0, 1.83 ERA, 44.1IP, 9ER, 47K)...Recorded the 1,500th strikeout of his career by striking out Chris Coste on July 22 vs. PHI...Reached 1,500 strikeouts in the 5th-fewest IP in MLB history (Pedro Martinez 1325.2, Randy Johnson 1361.0, Nolan Ryan 1366.2, Sam McDowell 1417.0)...Made his 2nd career start on three days' rest when he took the mound on September 27 vs. FLA...Tossed his 3rd CG of the season, and his 2nd SHO in the Mets 2-0 victory...Became the first Mets pitcher since David Cone on August 13, 1990 @SF to toss a CG on short rest and the first since Dwight Gooden on September 16, 1987 @MON to throw a CG SHO...Hit five doubles, tying the Mets single-season record for a pitcher with Rick Reed and Ron Darling.

2007: Set a Minnesota club record and a career-high with 17 strikeouts on August 19 vs. TEX...His September 26 start @ DET was cut short because of rain (3.0 innings), ending his streak of 123 starts with 5.0 or more innings...That streak started on May 29, 2004 and ran through September 21, 2007...In the last 50 years, it is the third longest streak, trailing Curt Schilling (147 consecutive, which ended in his first start of 2007) and David Cone (145)...Was 2nd in the AL in strikeouts, 3rd in opponents batting average against (.225) and K/9.OIP (9.66).

2006: Was named the American League's Cy Young Award winner, receiving all 28 first place votes and capturing the award unanimously for the second time in three seasons...Also was selected the American League Pitcher of the Year by *The Sporting News* and was the Major League Players' Choice Award winner for the AL's Most Outstanding Pitcher...Also for the second time in three years he was named the Warren Spahn Award winner by the Oklahoma Sports Museum and the Satchel Paige Award winner by the Negro League Baseball Museum...Ranked 1st in the AL in ERA, innings pitched, strikeouts and starts and was T-1st in victories...Became the 14th pitcher in the Expansion Era (since 1961) to win the pitching Triple Crown...Made his first Opening Day start on April 4 @TOR...Picked to his second career All-Star team, July 11 @PIT.

2005: Paced the American League in strikeouts...Was the first Twins pitcher to accomplish that feat...Tied a then career-best with 14 strikeouts, June 2 vs. CLE...Selected to his first career All-Star Game, July 12 at DET.

2004: Selected unanimously as the American League's Cy Young Award winner by the BBWAA, receiving all 28 first place votes...Was the first Venezuelan to capture the honor and the third Minnesota Twin to win the award...Led the American League in ERA, opponents batting average against (.192) and strikeouts, and was second in wins and winning percentage...Also was *The Sporting News'* AL Pitcher of the Year and was the Major League Players Choice Award winner for AL Most Outstanding Pitcher...Had five straight 10-plus strikeout games, June 20-July 11...Hurled his first complete game and shutout, July 6 vs. KC...Named the AL's Pitcher of the Month for July, August and September...Became the first pitcher since Pedro Martinez (1999) to win the award three times in one season...Selected the American League's Player of the Week, September 13-September 19...Struck out a then career-high 14, September 19 vs. BAL...Established a club mark with 13 victories in a row, July 17-September 24.

2003: Named the AL Pitcher of the Month for August, going 5-0 with a 1.07 ERA.

2002: Struck out 16 on April 29 vs. New Orleans.

2001: Placed on the DL, June 12-September 21, with a partial tear of the flexor muscle of his left elbow.

Johan SANTANA



2000: Made his major league debut on April 3 vs. Tampa Bay and his first start on April 7 at KC...Gained his initial big league victory, June 6 @HOU.

1999: Picked to the Midwest (A) All-Star Team, June 22 at Lansing.

PERSONAL/MISCELLANEOUS

Johan Alexander Santana graduated from Liceo Jose Nucleto Sardi (VZ) High School, where he played baseball and soccer...Was named Tovar Merida's Athlete of the Year in 1999...Created the Johan Santana Foundation which supports youth baseball and other children's charities in his native Venezuela...Arranged to have a fire truck delivered to his hometown of Tovar Merida, VZ...Held the Johan Santana Celebrity Bowl-A-Thon in the summer of 2007 to benefit the NYU Myeloma Center and the Johan Santana Foundation...Is Major League Baseball's Spokesman for the "Play it Smart When it Comes to the Sun" program, which raises awareness of skin cancer...Santana was involved in the program as a tribute to the late Lynne Greenberg, the wife of one of his agents, Ed Greenberg...Introduced "Santana's Select" during the 2008 season, with the help of Charity Wines, with all proceeds benefitting the Johan Santana Foundation...Sponsored his Seventh Annual Holiday Party in his hometown of Tovar, Venezuela in December, 2012...Ran a soccer and baseball tournament and handed out over 8,000 gifts to children...Held the Johan Santana All-Star Bowling Classic on June 21, 2010 in Manhattan to benefit the Johan Santana Foundation...Won the Big B.A.T./Frank Slocum Award in January, 2013 for his contributions to the Baseball Assistance Team...Helping build a baseball and soccer sports complex in his hometown of Tovar.

YEAR	CLUB	W	L	ERA	G	GS	CG	SHO	SV	IP	H	R	ER	HR	HB	BB	IB	SO	WP	BK
1996	DSL Astros-1	4	3	2.70	23	1	0	0	3	40.0	26	16	12	1	0	22	0	51	5	0
1997	Auburn	0	0	2.25	1	1	0	0	0	4.0	1	1	1	0	0	6	0	5	0	0
	GCL Astros	0	4	7.93	9	5	1	0	0	36.1	49	36	32	2	2	18	0	25	5	1
1998	Quad City	0	1	9.45	2	1	0	0	0	6.2	14	7	7	1	0	3	0	6	1	0
	Auburn	7	5	4.36	15	15	1	1	1	86.2	81	52	42	9	10	21	0	88	7	0
1999	Michigan	8	8	4.66	27	26	1	0	0	160.1	162	94	83	14	10	55	0	150	10	1
2000	MINNESOTA-2/3	2	3	6.49	30	5	0	0	0	86.0	102	64	62	11	2	54	0	64	5	2
2001	MINNESOTA	1	0	4.74	15	4	0	0	0	43.2	50	25	23	6	3	16	0	28	3	0
2002	Edmonton	5	2	3.14	11	9	0	0	0	48.2	37	24	17	7	0	27	0	75	2	0
	MINNESOTA	8	6	2.99	27	14	0	0	1	108.1	84	41	36	7	1	49	0	137	15	2
2003	MINNESOTA	12	3	3.07	45	18	0	0	0	158.1	127	56	54	17	3	47	1	169	6	2
2004	MINNESOTA	20	6	2.61	34	34	1	1	0	228.0	156	70	66	24	9	54	0	265	7	0
2005	MINNESOTA	16	7	2.87	33	33	3	2	0	231.2	180	77	74	22	1	45	1	238	8	0
2006	MINNESOTA	19	6	2.77	34	34	1	0	0	233.2	186	79	72	24	4	47	0	245	4	1
2007	MINNESOTA	15	13	3.33	33	33	1	1	0	219.0	183	88	81	33	4	52	0	235	7	1
2008	NEW YORK (NL)-4	16	7	2.53	34	34	3	2	0	234.1	206	74	66	23	4	63	5	206	9	2
2009	NEW YORK (NL)	13	9	3.13	25	25	0	0	0	166.2	156	67	58	20	3	46	3	146	1	0
2010	NEW YORK (NL)	11	9	2.98	29	29	4	2	0	199.0	179	67	66	16	2	55	2	144	2	2
2011	St. Lucie	0	0	1.80	2	2	0	0	0	5.0	5	1	1	0	1	0	0	5	0	0
2012	Brooklyn	0	0	0.00	1	1	0	0	0	3.0	1	0	0	0	0	0	1	0	3	0
	NEW YORK (NL)	6	9	4.85	21	21	2	2	0	117.0	117	65	63	17	0	39	1	111	1	0
	Minor Lg. Totals	24	23	4.49	91	61	3	1	3	390.2	376	231	195	34	23	153	0	408	30	2
	American League	93	44	3.22	251	175	6	4	1	1308.2	1068	500	468	144	27	364	2	1381	55	8
	National League	46	34	3.18	109	109	9	6	0	717.0	658	273	253	76	9	203	11	607	13	4
	ML Totals	139	78	3.20	360	284	15	10	1	2025.2	1726	773	721	220	36	567	13	1988	68	12

1 - Signed by Houston as an amateur free agent, July 2, 1995

2 - Drafted by Florida in the Rule 5 Draft, December 13, 1999

3 - Acquired by Minnesota with cash from Florida in exchange for minor leaguer Jared Camp, December 13, 1999

4 - Acquired by the Mets in exchange for Carlos Gomez, Phil Humber, Kevin Mulvey and Deolis Guerra, February 2, 2008

BATTING

YEAR	AVG	AB	R	H	2B	3B	HR	RBI	SH	SF	HBP	BB	IBB	SO	SB	CS	GDP	SLG	OBP
Career	.161	248	11	40	12	1	1	9	22	0	0	9	0	78	0	0	0	.230	.191

DIVISION SERIES

YEAR	CLUB	W	L	ERA	G	GS	CG	SHO	SV	IP	H	R	ER	HR	HB	BB	IB	SO	WP	BK
2002	MIN vs. OAK	0	0	6.00	2	0	0	0	0	3.0	3	2	2	0	0	2	0	2	0	0
2003	MIN vs. NYY	0	1	7.04	2	2	0	0	0	7.2	9	6	6	0	0	3	1	6	0	0
2004	MIN vs. NYY	1	0	0.75	2	2	0	0	0	12.0	14	1	1	0	1	4	0	12	0	0
2006	MIN vs. OAK	0	1	2.25	1	1	0	0	0	8.0	5	2	2	1	0	1	0	8	0	0
Totals		1	2	3.23	7	5	0	0	0	30.2	31	11	11	1	1	10	1	28	0	0

CHAMPIONSHIP SERIES

YEAR	CLUB	W	L	ERA	G	GS	CG	SHO	SV	IP	H	R	ER	HR	HB	BB	IB	SO	WP	BK
2002	MIN vs. ANA	0	1	10.80	4	0	0	0	0	3.1	4	4	4	1	0	0	0	4	2	0
Totals		0	1	10.80	4	0	0	0	0	3.1	4	4	4	1	0	0	0	4	2	0



Johan SANTANA

ALL-STAR

YEAR	CLUB	W	L	ERA	G	GS	CG	SHO	SV	IP	H	R	ER	HR	HB	BB	IB	SO	WP	BK
2005	AL at DET	0	0	0.00	1	0	0	0	0	1.0	1	0	0	0	0	1	0	0	0	0
2006	AL at PIT	0	0	0.00	1	0	0	0	0	1.0	0	0	0	0	0	1	0	1	0	0
2007	AL at SF	0	0	0.00	1	0	0	0	0	1.0	0	0	0	0	0	0	0	2	0	0
2009	AL at STL	0	0	0.00	0	0	0	0	0	0.0	0	0	0	0	0	0	0	0	0	0
Totals		0	0	0.00	3	0	0	0	0	3.0	1	0	0	0	0	2	0	3	0	0

WORLD BASEBALL CLASSIC

YEAR	CLUB	W	L	ERA	G	GS	CG	SHO	SV	IP	H	R	ER	HR	HB	BB	IB	SO	WP	BK
2006	Venezuela	0	2	2.16	2	2	0	0	0	8.1	5	3	2	1	0	3	0	10	-	-
Totals		0	2	2.16	2	2	0	0	0	8.1	5	3	2	1	0	3	0	10	-	-

FIELDING

P	PCT	G	PO	A	E	DP
2000	.947	30	5	13	1	2
2001	.750	15	0	6	2	1
2002	.867	27	4	9	2	0
2003	.824	45	3	11	3	1
2004	.892	34	9	24	4	2
2005	.950	33	12	26	2	0
2006	.978	34	12	32	1	2
2007	1.000	33	14	26	0	1
2008	.976	34	13	27	1	1
2009	.939	25	7	24	2	3
2010	.968	29	12	18	1	1
2012	1.000	21	7	16	0	2
Totals	.946	360	98	232	19	16

OLDEST PLAYERS IN ORIOLES HISTORY

Age at time of last game

Player	Pos	Age
Rick Dempsey (1992)	CA	43.014
Jesse Orosco (1999)	P	42.160
Dizzy Trout (1957)	P	42.074
Tim Raines, Sr. (2001)	OF	42.016
Harold Baines (2000)	DH	41.136

6

Jonathan SCHOOP

BATS	THROWS	HEIGHT	WEIGHT	INF
RIGHT	RIGHT	6'2	210	

BORN: October 16, 1991

OPENING DAY AGE: 22

BIRTHPLACE: Willemstad, Curacao RESIDES: Willemstad, Curacao

CONTRACT STATUS: Signed through 2014

MAJOR LEAGUE SERVICE: 27 days

ACQUIRED: August 20, 2008; signed by the Orioles as a non-drafted free agent



GAME HIGHS & STREAKS

HITS: 2, twice, most recently September 29, 2013 vs. Boston...RUNS: 3, September 25, 2013 vs. Toronto...HR: 1, September 25, 2013 vs. Toronto...RBI: 1, September 25, 2013 vs. Toronto...WALKS: 1, September 25, 2013 vs. Toronto

2013 HIGHLIGHTS

- Recalled, September 3, from Triple-A Norfolk and made his ML debut, September 25 vs. TOR
- Went 2-for-3, with a BB, HR, 3R and RBI in his debut
- Became the 2nd Oriole in club history to hit a HR in his first ML game (Larry Haney, July 27, 1966 vs. CLE)
- Batted .256/.301/.396 with nine home runs and 34 RBI in 289 plate appearances while playing second base and shortstop for the Tides
- Did not play, May 13-July 25, due to a stress fracture in his lower back
- Hit .214/.313/.464 with two home runs in eight games for Team Netherlands in the World Baseball Classic
- Also played for championship winning Surprise in the AFL, going 1-for-3 with a run scored in the championship game
- Named the Orioles #5 overall prospect by *Baseball America*
- Also named a top 100 overall prospect by *Baseball Prospectus* (82) and *ESPN.com* (86)

PRO CAREER

2012: Had his first exposure to Double-A, spending the entire season with Bowie...Led team in home runs (14) and at-bats (485)...Was 2nd in games played (124), hits (119), runs (68) and total bases (187)...Was 3rd in doubles (24) and RBI (56)...Tied career-high with two homers June 24...Tied career-high with four RBI on June 24 and July 13...Named the #3 prospect in the O's organization after the season by *Baseball America*...Also named Best Power Hitter and Best Infield Arm in the O's system by *Baseball America*.

2011: Was named the Orioles Brooks Robinson Minor League Player of the Year for his time in Single-A Delmarva and Frederick...Named the #3 O's prospect and #82 overall prospect in baseball after the season by *Baseball America*...Hit a combined .290 with 13 home runs, 71 RBI and a .781 OPS in 128 games (Delmarva 51 and Frederick 77)...He was named the Orioles Minor League Player of the Month for August, the Carolina League Player of the Week August 8-14, and was selected to play in the Futures Game in Arizona as the Orioles' representative on the World Team...In the Carolina League Playoffs, Schoop was 11-for-35 (.314) with 11 hits and six runs scored.

2010: Led the GCL Orioles with three home runs and was second with 16 RBI despite playing just 17 games with the club...Drove in a career-high four runs June 24 against the GCL Red Sox...Was promoted to Bluefield on July 17...Hit .318 (28-88) with nine doubles, a triple, two home runs, 12 RBI, a .381 OBP and a .511 SLG in 26 games in August...Matched a career-high with four hits August 30 at Johnson City...Was promoted to Frederick on September 1...Went 3-5 with a pair of doubles, two runs scored and two RBI in his final game of the season September 6 at Wilmington...Was named the 10th best prospect in the Orioles organization by *Baseball America* following the 2010 season.

2009: Had a career-high four hits on July 17...Hit safely in final four games of the season, batting .533 (8-15) with two doubles and two RBI.

PERSONAL/MISCELLANEOUS

Signed by the Orioles as a non-drafted free agent, August 20, 2008...Signed by Ernst Meyer...Played on the Little League World Series championship team from Willemstad, Curacao in 2004, recording the save in the finale against Thousand Oaks, CA.

FRONT
OFFICE

ORIOLES
REACH

MANAGER &
COACHES

JONATHAN
SCHOOP

2013
IN REVIEW

OPPONENTS

MINOR
LEAGUES

RECORDS &
HISTORY

ORIOLE PARK

MEDIA



Jonathan SCHOOP

YEAR	CLUB	AVG	G	AB	R	H	2B	3B	HR	RBI	SH	SF	HBP	BB	IBB	SO	SB	CS	GDP	SLG	OBP
2009	DSL Orioles-1	.239	68	247	28	59	7	3	0	35	6	1	6	24	0	39	11	3	7	.291	.320
2010	Gulf Coast	.250	17	60	11	15	4	0	3	16	0	2	1	7	1	7	0	0	0	.467	.329
	Bluefield	.316	39	133	16	42	11	1	2	16	3	0	0	12	0	14	1	1	6	.459	.372
	Frederick	.238	6	21	5	5	3	0	0	3	0	0	0	1	0	4	0	0	2	.381	.273
2011	Delmarva	.316	51	212	45	67	12	3	8	34	1	3	2	20	0	32	6	4	13	.514	.376
	Frederick	.271	77	299	37	81	12	2	5	37	4	0	4	22	1	44	6	3	4	.375	.329
2012	Bowie	.245	124	485	68	119	24	1	14	56	6	5	9	50	1	103	5	3	12	.386	.324
2013	Gulf Coast	.360	8	25	9	9	2	0	3	9	0	1	0	6	0	6	0	0	2	.800	.469
	Aberdeen	.571	3	14	3	8	1	0	2	9	0	0	0	1	0	1	0	1	0	1.071	.600
	Norfolk	.256	70	270	30	69	11	0	9	34	0	1	5	13	1	55	1	2	7	.396	.301
	BALTIMORE	.286	5	14	5	4	0	0	1	1	0	0	0	1	0	2	0	0	2	.500	.333
	Minor Lg. Totals	.268	463	1766	252	474	87	10	46	249	20	13	27	156	4	305	30	17	53	.407	.335
	BALTIMORE TOTALS	.286	5	14	5	4	0	0	1	1	0	0	0	1	0	2	0	0	2	.500	.333
	American League	.286	5	14	5	4	0	0	1	1	0	0	0	1	0	2	0	0	2	.500	.333
	ML Totals	.286	5	14	5	4	0	0	1	1	0	0	0	1	0	2	0	0	2	.500	.333

1- Signed by the Orioles as a non-drafted free agent, August 20, 2008

WORLD BASEBALL CLASSIC

YEAR	CLUB	AVG	G	AB	R	H	2B	3B	HR	RBI	SH	SF	HBP	BB	IBB	SO	SB	CS	GDP	SLG	OBP
2013	Netherlands	.214	8	28	3	6	1	0	2	6	-	-	-	3	-	8	0	1	-	.464	.313
	Totals	.214	8	28	3	6	1	0	2	6	-	-	-	3	-	8	0	1	-	.464	.313

FIELDING

2B	PCT	G	PO	A	E	DP
2013	.952	4	8	12	1	4
Totals	.952	4	8	12	1	4

60

Josh STINSON

BATS	THROWS	HEIGHT	WEIGHT	
RIGHT	RIGHT	6'4	210	RHP

BORN: March 14, 1988**OPENING DAY AGE:** 26**BIRTHPLACE:** Shreveport, LA**RESIDES:** Franklin, TN**CONTRACT STATUS:** Signed through 2014**MAJOR LEAGUE SERVICE:** 90 days**ACQUIRED:** April 4, 2013; claimed off waivers from Oakland

GAME HIGHS & STREAKS

LONGEST OUTING: 5.2 innings, April 24, 2013 vs. Toronto...**LONGEST RELIEF OUTING:** 2.1 innings, September 20, 2013 vs. Tampa Bay...**STRIKEOUT HIGH:** 3, April 24, 2013 vs. Toronto...**WALK HIGH:** 2, twice, most recently October 3, 2012 vs. San Diego...**HR ALLOWED:** 4, April 24, 2013 vs. Toronto...**LOSING STREAK:** 2 games, September 11, 2011-current

2013 HIGHLIGHTS

- Claimed off waivers by O's from OAK, April 4
- Had four stints with the O's (April 24, July 10-11, August 17-18, September 3-end of season)
- Made two scoreless appearances (August 17-18) after being recalled for his third stint, August 17
- Made nine straight scoreless appearances, August 17-September 25 (10.1IP, 2H, 2BB, 8K)
- In 21 starts for the Tides, went 7-6 with a 3.78 ERA (131.0IP, 55ER)
- Led the Tides with 23 GS and 11 Quality Starts
- Went 2-1 with a 1.82 ERA and an International League-low .176 opponent's batting average during the month of August

PRO CAREER

2012: Claimed off waivers by Milwaukee from New York-NL on April 4...Spent the season at Double-A Huntsville, where he went 11-9 with a 3.16 ERA and 1 save in 29 games (24 starts)...His first 5 appearances came out of the bullpen...Ranked among the Southern League leaders in wins (T-2nd, 11) and ERA (3rd, 3.16)...Was 11-5 with a 3.14 ERA over his first 22 games (106.0IP, 37ER) and 0-4 with a 3.20 ERA over his last 7 games at Huntsville (39.1IP, 14ER)...Was recalled by Milwaukee on September 4...Went 0-0 with a 0.96 ERA in 6 games (1 start) with the Brewers...Made his only start on October 3 vs. SD and received a no-decision in the Brewers' 7-6 defeat (4.0IP, 3H, ER, 2BB, HR)...Was his first major league start.

2011: Went 7-10 with a 5.94 ERA and 6 saves in 40 games (15 starts) between Double-A Binghamton and Triple-A Buffalo...Was 4-7 with a 6.81 ERA as a starter (72.2IP, 55ER) and 3-3 with a 4.21 ERA in relief (36.1IP, 17ER)...Began the season at Binghamton and made two starts before he was promoted to Buffalo on April 17...Made 13 starts for the Bisons before returning to Binghamton on June 22...Was exclusively a reliever upon his return (25 games)...Was recalled by the Mets from Binghamton on September 1...Went 0-2 with a 6.92 ERA and 1 save in 14 relief appearances with the Mets...Made his major league debut on September 2 at Washington (1.2IP, 2H, 2K)...His first career strikeout was Chris Marrero...Earned his first major league save on September 6 @FLA...Took losses on September 11 vs. CHC and 9/20 @STL.

2010: Spent most of the season at Double-A Binghamton, where he went 9-3 with a 4.24 ERA and 1 save in 32 games (14 starts)...Was 7-2 with a 4.82 ERA as a starter (71.0IP, 38ER) and 2-1 with a 3.20 ERA in relief (39.1IP, 14ER)...His first 18 appearances of the season came in relief...Was an Eastern League All-Star...Was promoted to Triple-A Buffalo on August 22 and went 2-2 with a 2.57 ERA in 4 starts.

2009: Went 5-3 with a 2.86 ERA and 8 saves in 50 games (1 start) between Single-A Savannah and Single-A St. Lucie...Pitched for the Surprise Rafter in the Arizona Fall League.

2008: Went 3-8 with a 3.96 ERA and 3 saves in 28 games (8 starts) between Single-A Savannah and Single-A St. Lucie...Pitched for the Honolulu Sharks in the Hawaiian Winter League.

2007: Went 3-11 with a 4.86 ERA in 26 games (21 starts) at Single-A Savannah.

2006: Went 1-3 with a 1.79 ERA in 12 games (7 starts) between the Rookie-level GCL Mets and Single-A Hagerstown...Won the Sterling Award as the top player of his Gulf Coast League team.

PERSONAL/MISCELLANEOUS

Married, wife's name is Sara...Graduated from Northwood (LA) High School...Enjoys golf, fishing and hunting...Twitter handle is @JStinny19.



Josh STINSON

YEAR	CLUB	W	L	ERA	G	GS	CG	SHO	SV	IP	H	R	ER	HR	HB	BB	IB	SO	WP	BK
2006	Gulf Coast-1	1	2	2.00	9	4	0	0	0	27.0	27	10	6	0	0	5	0	14	1	0
	Hagerstown	0	1	1.35	3	3	0	0	0	13.1	11	2	0	0	2	4	0	5	0	0
2007	Savannah	3	11	4.86	26	21	0	0	0	109.1	131	77	59	13	8	33	0	52	14	0
2008	Savannah	3	6	3.52	21	6	0	0	3	71.2	78	36	28	7	5	32	0	46	5	0
	St. Lucie	0	2	6.14	7	2	0	0	0	14.2	17	12	10	0	2	5	1	14	3	0
2009	Savannah	2	2	3.61	25	1	0	0	2	42.1	45	17	17	1	4	10	0	49	3	0
	St. Lucie	3	1	1.98	25	0	0	0	6	36.1	22	12	8	0	0	19	1	35	5	1
2010	Binghamton	9	3	4.24	32	14	0	0	1	110.1	108	57	52	7	4	50	0	68	10	0
	Buffalo	2	2	2.57	4	4	1	0	0	28.0	22	10	8	5	0	8	0	21	0	0
2011	Binghamton	4	3	3.99	27	2	0	0	6	47.1	46	22	21	1	4	16	2	39	3	0
	Buffalo	3	7	7.44	13	13	0	0	0	61.2	77	54	51	7	1	33	1	32	4	0
	NEW YORK (NL)	0	2	6.92	14	0	0	0	1	13.0	14	10	10	1	0	7	0	8	0	0
2012	Huntsville-2	11	9	3.16	29	24	1	0	1	145.1	167	70	51	7	11	71	0	91	12	0
	MILWAUKEE	0	0	0.96	6	1	0	0	0	9.1	7	1	1	1	0	5	0	3	0	0
2013	Frederick-3/4	0	0	4.50	1	0	0	0	0	2.0	4	1	1	0	0	0	0	1	0	0
	Norfolk	7	6	3.78	23	23	0	0	0	131.0	126	60	55	11	4	54	0	87	5	0
	BALTIMORE	0	0	3.18	11	1	0	0	0	17.0	10	7	6	4	1	3	0	12	0	0
Minor Lg. Totals		48	55	3.95	245	117	2	0	19	840.1	881	440	369	59	45	340	5	554	65	1
BALTIMORE TOTALS		0	0	3.18	11	1	0	0	0	17.0	10	7	6	4	1	3	0	12	0	0
American League		0	0	3.18	11	1	0	0	0	17.0	10	7	6	4	1	3	0	12	0	0
National League		0	2	4.43	20	1	0	0	1	22.1	21	11	11	2	0	12	0	11	0	0
ML Totals		0	2	3.89	31	2	0	0	1	39.1	31	18	17	6	1	15	0	23	0	0

1- Selected by New York (NL) in the 37th round of the 2006 First Year Player Draft
2- Claimed off waivers by Milwaukee, April 4, 2012
3- Claimed off waivers by Oakland, March 29, 2013
4- Claimed off waivers by the Orioles, April 4, 2013

BATTING

YEAR	AVG	AB	R	H	2B	3B	HR	RBI	SH	SF	HBP	BB	IBB	SO	SB	CS	GDP	SLG	OBP
Career	.000	1	0	0	0	0	0	0	0	0	0	1	0	1	0	0	0	.000	.500

FIELDING

P	PCT	G	PO	A	E	DP
2011	1.000	14	0	0	0	0
2012	1.000	6	0	0	0	0
2013	1.000	11	3	1	0	0
Totals	1.000	31	3	1	0	0

30

Chris TILLMAN

BATS	THROWS	HEIGHT	WEIGHT	
RIGHT	RIGHT	6'5	210	RHP

BORN: April 15, 1988**OPENING DAY AGE:** 25**BIRTHPLACE:** Anaheim, CA**RESIDES:** Fountain Valley, CA**CONTRACT STATUS:** Signed through 2014**MAJOR LEAGUE SERVICE:** 2 years, 113 days

ACQUIRED: February 8, 2008; from the Seattle Mariners with OF Adam Jones, RHP Kameron Mickolio, LH George Sherrill and LHP Tony Butler in exchange for LHP Erik Bedard



GAME HIGHS & STREAKS

LONGEST OUTING: 8.1 innings, July 4, 2012 at Seattle...**STRIKEOUT HIGH:** 9, four times, most recently September 24, 2013 vs. Toronto...**WALK HIGH:** 6, twice, most recently September 19, 2010 vs. New York (AL)...**HR ALLOWED:** 4, May 29, 2013 vs. Washington...**WINNING STREAK:** 7 games, May 24-June 30, 2013...**LOSING STREAK:** 5 games, September 21, 2009-June 14, 2010

2013 HIGHLIGHTS

- Named to his 1st career All-Star Team, going 11-3 with a 3.95 ERA (111.2IP, 49ER) in 19 starts before the break (DNP in game)
- Was the first Oriole pitcher to be named to the All-Star team since George Sherrill in 2008 and was the first Oriole starting pitcher to make the team since Mike Mussina in 1999
- Won 16 games after winning a total of 16 in his first four seasons combined
- Made 12 starts with seven or more strikeouts, the most by an Oriole since Erik Bedard in 2007 (20)
- The Orioles won 13 of his 14 starts from May 24-August 9 (he was 11-1)
- With his 13th win on July 26 against Boston, improved his record to 13-3, making him the first Oriole pitcher to be 10+ games over .500 at any point in the season since Mike Mussina in 1999
- Had a career-high seven-game winning streak from May 24-June 30, going 7-0 with a 3.86 ERA (46.2IP, 20ER) over eight starts
- Became the first Oriole to win 16 since Mike Mussina won 18 in 1999
- Was the first Oriole to win 15 or more games before September since Mike Mussina in 1999
- Struck out eight or more in seven of his last 13 starts from July 26 through the end of the season
- Struck out a career-high nine on August 9 @SF and matched it August 24 vs. OAK, September 9 vs. NYY and September 24 vs. TOR
- Was 8-3 with a 4.03 ERA (109.1IP, 49ER) and 12 Quality Starts at home and 8-4 with a 3.34 ERA (97.0IP, 36ER) and nine QS on the road
- All three home losses were to Tampa Bay
- Recorded eight road wins, tied for sixth-most in the AL
- Since the start of the 2000 season, only two Orioles pitchers recorded more road wins in a season: Daniel Cabrera (nine in 2004) and Rodrigo Lopez (nine in 2005)
- Allowed 24 of his 33 home runs at home
- Became the fifth Oriole pitcher since 2001 to work 200 or more innings in a season, joining Sidney Ponson (2004), Rodrigo Lopez (2005), Daniel Cabrera (2007) and Jeremy Guthrie (2009-11)
- 200+ innings marked the 112th 200+ inning season in club history
- Became the fifth right-hander in club history to win 16 or more games and strikeout 179 or more in a season, joining Jim Palmer (five, 1970-72, 1975, 1977), Mike Mussina (1996), Pat Dobson (1971) and Scott Erickson (1998)
- Over his last 22 starts (since June 4), went 12-5 with a 3.46 ERA (143.0IP, 55ER) and 15 Quality Starts and 25 of the 56 runs he has allowed in those 22 starts scored on homers (13 solo and six two-run shots)
- In a span of 17 starts against non-AL East foes from August 16, 2012 through August 29, 2013, Tillman did not lose a decision, going 4-0 in five starts against the AL Central, 7-0 in eight starts against the AL West and did not have a decision against the NL in four starts (the streak was snapped at Cleveland September 3)...The streak was the longest in Orioles history dating back to 1969
- Won six straight home starts from June 14-August 2 and since 1980, only Steve Stone (eight from June 17-August 14, 1980) and Mike Mussina (seven from May 7-July 3, 1995) won more consecutive games at home for the O's

PRO CAREER

2012: Began the season with Triple-A Norfolk where he spent the first half, except for one start, July 4 @SEA...Set career-highs in W (9), ERA (2.93), GS (15), IP (86.0), K (66), K/9 (6.9), K/BB (2.75) and QS (9) for the O's despite being on the roster for half the season...Made first start of season for O's, July 4 @SEA, earning the win with season-high tying 7K in career-long 8.1IP...Optioned to Double-A Bowie after the start, where he pitched, July 9 vs. Akron before being recalled to the O's for the remainder of the season...Went 8-3 with a 3.24 ERA (77.2IP, 28ER) in 14 starts after the All-Star break for the O's...Won career-high four



Chris TILLMAN

straight games, July 21-August 6, the first time he won consecutive decisions in his career...Went 5.0 or more IP in 12 of his 15 starts with the O's...Held right-handed hitters to a .192 average (23-120) but allowed a lower OPS to lefties (.601 vs. .701)...Held hitters to a line of .189/.250/.283 in 61plate appearances with RISP...Went 5.0 or more IP in 13 of his 15 starts with the Tides, leading the club in W (8) and finishing second in K (92) despite pitching 89.1 innings.

2011: Had two stints with the O's; beginning of the season-May 29, July 30 and August 6-11...Went 3-5 with a 5.52 ERA (62.0IP, 38ER) in 13 starts for the Orioles...Tossed 6.0 no-hit innings (3BB, 5K) in first start of the season, April 2 @TB (ND)...Was 2-3 with a 4.69 ERA (48.0IP, 25ER) in his 10th starts, April 2-May 27...Struck out season-high six in 4.1IP, July 30 (G1) @NYY...Pitched season-high 7.0IP, allowing 2ER and earning victory vs. TOR, August 6...Made 15 starts for Triple-A Norfolk, going 3-6 with a 5.19 ERA (76.1IP, 44ER)...Pitched to a 4.01 ERA (67.1IP, 30ER) in 13 night games and a 14.00 ERA (9.0IP, 14ER) in two day games...Was 3-2 with a 4.30 ERA (37.2IP, 18ER) before the Triple A All-Star break and 0-4 with a 6.05 ERA (38.2IP, 26ER) in the second half...Struck out season-high 11, August 17 vs. Charlotte.

2010: Had three stints in the big leagues (May 29-June 22, July 10-20 and September 5-end of season)...Began the season with Triple-A Norfolk and went 5-4 with a 3.12 ERA (57.2IP, 20ER) in 10 starts (walked 12 and struck out 47)...Fired a nine-inning no-hitter for Norfolk April 28 at Gwinnett as he walked one and struck out six...It was the first nine-inning no-hitter by an Orioles Triple-A farmhand since April 20, 1974, when Rochester's Wayne Garland no-hit Charleston in a 5-0 win...Was named IL Pitcher of the Week for the week ending May 1 after his nine-inning no-hitter against Gwinnett...Was recalled by Baltimore May 29 and was 0-3 with a 8.40 ERA (15.0IP, 14ER) in four starts before being optioned back to Norfolk June 24...Was named to the 2010 International League All-Star Team, but did not participate in the game due to his promotion to Baltimore...Went 3-0 with a 1.74 ERA (20.2IP, 4ER) in three starts for Norfolk June 24-July 5...Was recalled by Baltimore July 10 and beat Cliff Lee (making his first start for Rangers) by allowing an unearned run in 7.1 innings of work on two hits and did not allow a hit until there was one out in the 7th inning (was the first time an Oriole starter had gone as many as 7.1 innings and allowed two or fewer hits since Chris Waters on August 5, 2008 at LAA (8.0IP, 1H))...The July 10 win snapped a career-high five-game losing streak...Lost his next start for Baltimore (July 19) following the July 10 outing and was optioned back to Norfolk...Was 3-3 with a 4.50 ERA (42.0IP, 21ER) in eight starts for the Tides from July 24-August 31 before being recalled by the Orioles again September 5...Went 1-1 with a 4.18 ERA (28.0IP, 13ER) in five September starts for the Birds...Allowed nine home runs, six of which were solo shots and three of which were to the leadoff batter in an inning...In his career, he has allowed 24 home runs, with 18 of them being solo shots and nine coming off the bat of a leadoff batter of an inning...Only Alex Rodriguez (three-run), Kelly Shoppach (three-run), Evan Longoria (two-run), Alex Rios (two-run), Vernon Wells (two-run) and Jose Bautista (two-run) have taken Tillman deep with men on base...Walked 31 and struck out 31 in 11 starts for the Orioles...Finished the minor league campaign tied for 4th in the International League with a 3.34 ERA and ranked in the top 10 in the IL in wins (T-5th, 11), complete games (T-1st, 2), shutouts (1st, 2) and WHIP (T-9th, 1.24) at the time of his final promotion to Baltimore September 5...Became the first Tides pitcher to toss two nine-inning shutouts in the same season since Brian Bohanon accomplished the feat during the 1997 season, and Norfolk had not had a pitcher toss two shutouts (either seven innings or nine innings) in the same year since Dicky Gonzalez tossed two seven inning shutouts during the 2001 season...Led the Tides with 11 wins and was second in strikeouts (94) and ERA (3.34) among those who made at least 12 starts with the club.

2009: Made his major league debut July 29 vs. KC...At 21 years, 106 days old, became the youngest Oriole to make his MLB debut since Hayden Penn on May 28, 2005 (20y, 228d)...Was the fifth (of six) Oriole starting pitchers to make his major league debut for the Orioles in 2009, joining Brad Bergesen, Jason Berken, David Hernandez, Brian Matusz and Koji Uehara (was the only pitcher in that group not to win his major league debut)...The Orioles scored two or fewer runs while he was in the game in 9 of his 12 starts...Received three or fewer runs of support in 7 of his 12 starts...Received six runs of support in four starts combined, August 19-September 4 (the O's scored just three runs while he was in the game)...Recorded his first major league win August 14 vs. LAA (6.2IP, 7H, 4R, 3ER, 2BB, 3K, HR)...Struck out KC's Mike Jacobs for his first major league strikeout July 29...Allowed three HR in 4.2 IP on July 29 to become the first Oriole to allow three homers in his major league debut since John Stephens on July 30, 2002 @TB...A late Orioles rally took him off the hook for the loss...Started for the U.S. Team in the Major League Baseball Futures Game on July 12 in STL, (1.0IP, 2H, 2R)...Elected to the Triple-A All-Star Game, but did not pitch due to his participation in the Futures Game...Was named Orioles Minor League Pitcher of the Month and Norfolk Pitcher of the Month for April (1.29 ERA and 15K in 14.0IP)...Did not allow a hit in his Triple-A debut April 13, tossing 4.0 shutout innings while striking out five at Charlotte...Earned his first Triple-A victory on April 24 vs. Durham, allowing just three hits in 6.0 shutout innings...Struck out a season-high 10 batters in 6.0 innings May 12 at Syracuse...Left his start on May 23 after 2.0 innings due to tightness in his groin and missed his next start before rejoining the rotation on June 2...Was 4-0 with a 2.63 ERA (24.0IP, 7ER) in five May starts...Finished 0-5 in June despite posting a 3.89 ERA (34.2IP, 15ER) in six starts...Was 3-1 with a 1.88 ERA (24.0IP, 5ER) with 24 strikeouts, five walks and 23 hits allowed in four July starts...At the time of his promotion, ranked 7th in the IL with a 2.70 ERA and 4th with 99 strikeouts...Held opposing batters to a .232 average in 18 starts...Norfolk was 11-7 in his starts, and the Tides averaged 6.9 runs a game in his wins (76 runs, 11 starts) and 1.6 runs a game in his losses (11 runs, 7 starts)...Finished 2nd on the Tides with 99 strikeouts...Entered 2009 as the Orioles' #2 prospect (behind Matt Wieters) according to *Baseball America*...Attended spring training with the Orioles and appeared in two games, posting a 2.25 ERA (4.0IP, 1ER).

2008: Spent the season with Double-A Bowie and went 11-4 with a 3.18 ERA (135.2IP, 48ER) and 154 strikeouts in 28 starts...Finished 5th in the league in ERA (3.18) & 2nd in strikeouts (154)...Went 7-3 with a 2.94 ERA (88.2IP, 29ER) before the All-Star break and 4-1 with a 3.64 ERA (47.0IP, 19ER) in the second half...Had 10 Quality Starts, including five straight (August 4-26), posting a 1.80 ERA (35.0IP, 7ER) in 6 starts that month...Allowed three earned runs or less in 25 of his 28 starts...Struck out a season-high 11 batters on August 4 vs. Binghamton...Named to the 2008 Northeast Delta Dental Southern Division All-Star



Team...Named Organizational Pitcher of the Month for May (4-0, 2.53 ERA in six starts) & August (4-1, 1.80 ERA in six starts)...Named to the Bank of America Second Team All-Star Team.

2007: Was named Seattle's Minor League Pitcher of the Year after combining to go 7-11 with a 4.84 ERA in 28 starts at the Single-A level between Wisconsin and High Desert...Tossed 135.2 innings and struck out 139 batters...Was rated as the Mariners #2 prospect by *Baseball America* and as having the "Best Curveball" in the organization...Began the season with Wisconsin, making eight starts...Picked up his only win with the Timber Rattlers, allowing three runs (2ER) on three hits in 6.0 innings on April 23 at West Michigan...Limited opponents to a .238 average while at Wisconsin, including a .217 (15-69) clip vs. right-handed batters...Was promoted to High Desert on May 23...Led the Mavericks with 105 strikeouts and tied for the team lead with six wins...Struck out nine batters in 4.0 innings on July 17 vs. Modesto...Tied a High Desert team record with 13 strikeouts in 6.0 innings and became the first pitcher in team history to record that many strikeouts at home as part of a 2-1 win vs. Rancho Cucamonga on August 29...Went 4-0 with a 1.82 ERA (24.2IP, 7ER) in six starts in August...Allowed three runs or less in 14 starts.

2006: Combined to go 3-3 with a 5.28 ERA (30.2IP, 18ER) in 10 games between Peoria and Everett in his first pro season...Began his pro career with Peoria, appearing in 5 games in relief...Earned his first career save, tossing 4.0 innings and allowing one earned run on four hits on August 6 vs. the Royals...Was promoted to Everett on August 8...Allowed one hit in 6.0 innings while striking out a season-high 10 batters in his lone Everett win on August 17 vs. Yakima...Struck out nine batters in 5.0 innings on September 2 vs. Vancouver...Participated in the Mariners Arizona Instructional League.

PERSONAL/MISCELLANEOUS

Originally selected by Seattle in the 2nd round of the 2006 First Year Player Draft.

YEAR	CLUB	W	L	ERA	G	GS	CG	SHO	SV	IP	H	R	ER	HR	HB	BB	IB	SO	WP	BK
2006	AZL Mariners-1	2	0	0.82	5	0	0	0	1	11.0	9	4	1	0	1	5	0	16	1	0
	Everett	1	3	7.78	5	5	0	0	0	19.2	25	17	17	4	3	15	0	29	3	0
2007	Wisconsin	1	4	3.55	8	8	0	0	0	33.0	31	21	13	1	1	13	0	34	3	1
	High Desert	6	7	5.26	20	20	0	0	0	102.2	107	79	60	12	12	48	0	105	13	0
2008	Bowie-2	11	4	3.18	28	28	0	0	0	135.2	115	53	48	10	4	65	1	154	10	0
2009	Norfolk	8	6	2.70	18	18	0	0	0	96.2	85	36	29	5	4	26	1	99	6	2
	BALTIMORE	2	5	5.40	12	12	0	0	0	65.0	77	40	39	15	2	24	1	39	4	0
2010	Norfolk	11	7	3.34	21	21	2	2	2	121.1	120	50	45	10	2	30	0	94	8	1
	BALTIMORE	2	5	5.87	11	11	0	0	0	53.2	51	37	35	9	1	31	1	31	2	0
2011	Norfolk	3	6	5.19	15	15	0	0	0	76.1	77	50	44	17	2	38	0	54	4	0
	BALTIMORE	3	5	5.52	13	13	0	0	0	62.0	77	41	38	5	4	25	0	46	1	1
2012	Bowie	0	1	8.10	1	1	0	0	0	3.1	4	3	3	0	0	2	0	2	1	0
	Norfolk	8	8	3.63	16	15	1	0	0	89.1	85	36	36	5	3	30	0	92	1	0
2013	BALTIMORE	9	3	2.93	15	15	0	0	0	86.0	66	38	28	12	1	24	0	66	5	0
	BALTIMORE	16	7	3.71	33	33	1	0	0	206.1	184	87	85	33	3	68	2	179	6	1
Minor Lg. Totals		51	46	3.87	137	131	3	2	1	689.0	658	349	296	64	32	272	2	679	50	4
BALTIMORE Totals		32	25	4.28	84	84	1	0	0	473.0	455	243	225	74	11	172	4	361	18	2
American League		32	25	4.28	84	84	1	0	0	473.0	455	243	225	74	11	172	4	361	18	2
ML Totals		32	25	4.28	84	84	1	0	0	473.0	455	243	225	74	11	172	4	361	18	2

1- Selected by Seattle in the 2nd round of the 2006 First Year Player Draft

2- Acquired by the Orioles from Seattle along with OF Adam Jones, LHP George Sherrill, RHP Kam Mickolio and LHP Tony Butler in exchange for LHP Erik Bedard on February 8, 2008

BATTING

YEAR	AVG	AB	R	H	2B	3B	HR	RBI	SH	SF	HBP	BB	IBB	SO	SB	CS	GDP	SLG	OBP
Career	.000	6	0	0	0	0	0	0	2	0	0	0	0	1	0	0	0	.000	.000

ALL-STAR

YEAR	CLUB	W	L	ERA	G	GS	CG	SHO	SV	IP	H	R	ER	HR	HB	BB	IB	SO	WP	BK
2013	AL at NYM	-	-	-	-	-	-	-	-	-	-	-	-	-	-	-	-	-	-	-
Totals		-	-	-	-	-	-	-	-	-	-	-	-	-	-	-	-	-	-	-

FIELDING

P	PCT	G	PO	A	E	DP
2009	1.000	12	3	3	0	0
2010	.929	11	7	6	1	1
2011	1.000	13	4	4	0	0
2012	.900	15	2	7	1	0
2013	1.000	33	8	18	0	1
Totals	.969	84	24	38	2	2



Henry URRUTIA

51

OF

BATS
LEFT

THROWS
RIGHT

HEIGHT
6'3

WEIGHT
180

BORN: February 13, 1987

OPENING DAY AGE: 27

BIRTHPLACE: Las Tunas, Cuba

RESIDES: Port Au Prince, Haiti

CONTRACT STATUS: Signed through 2014

MAJOR LEAGUE SERVICE: 70 days

ACQUIRED: July 11, 2012; signed by the Orioles as a non-drafted free agent

GAME HIGHS & STREAKS

HITS: 3, July 22, 2013 vs. Kansas City...**RUNS:** 2, August 1, 2013 vs. Houston...**TRIPLES:** 1, July 25, 2013 vs. Kansas City...**RBI:** 1, twice, most recently July 22, 2013 vs. Kansas City...**HITTING STREAK:** 4 games, July 24-27, 2013

2013 HIGHLIGHTS

- Won Brooks Robinson Minor League Player of the Year Award, hitting a combined .347/.406/.506 with 31 extra-base hits, 50 RBI and 49 runs scored in 81 total games with Double-A Bowie and Triple-A Norfolk
- Named Organizational Player of the Month for June (.425, four home runs and 17 RBI) in 19 games with the Baysox
- Played in the MLB All-Star Futures Game (went 0-for-3 for the World Team)
- Named to the Eastern League Mid-Season All-Star team
- Made his ML debut, July 20 @TEX, collecting first ML hit on a third inning RBI single
- Collected career-high three hits, July 22 at Kansas City
- Hit safely in four straight games, July 24-27
- Became the 12th Cuban-born player in club history
- Named to the Arizona Fall League Top Prospect Team as DH
- Member of 2013 AFL champion Surprise Saguaros, collected single, double and run scored in 2-0 championship game victory vs. Mesa
- Ranked 3rd in the league in batting (.377) and 5th in SLG (.551)
- Had three hits, including a grand slam, at Salt River on October 24
- Named the O's #7 prospect by *Baseball America* following the season

PERSONAL/MISCELLANEOUS

Signed by Orioles scout Fred Ferreira...Played for Las Tunas in the Cuban League from 2006 to 2010...Batted .350 (394-1127) with 209 runs, 72 doubles, nine triples, 33 home runs and 219 RBI in his age 19-23 seasons...Set career-highs in average (.397; 121-305), on-base percentage (.461), slugging percentage (.597), hits (121), doubles (23), home runs (12) and RBI (76) in 2010...Also represented Cuba in the 2010 World Championships...His uncle, Osmani Urrutia, played professionally in Cuba and won five consecutive batting titles...Henry was managed by his father when he played for Las Tunas...Did not play in 2011 due to a suspension after an unsuccessful attempt at defection...He established residency in Haiti after defecting from Cuba.

YEAR	CLUB	AVG	G	AB	R	H	2B	3B	HR	RBI	SH	SF	HBP	BB	IBB	SO	SB	CS	GDP	SLG	OBP
2013	Bowie-1	.365	52	200	33	73	16	0	7	37	0	0	0	24	2	36	1	1	4	.550	.433
	Norfolk	.316	29	114	16	36	5	1	2	13	0	1	0	8	0	15	0	0	2	.430	.358
	BALTIMORE	.276	24	58	5	16	0	1	0	2	0	0	0	0	0	11	0	0	2	.310	.276
Minor Lg. Totals		.347	81	314	49	109	21	1	9	50	0	1	0	32	2	51	1	1	6	.506	.406
BALTIMORE TOTALS		.276	24	58	5	16	0	1	0	2	0	0	0	0	0	11	0	0	2	.310	.276
American League		.276	24	58	5	16	0	1	0	2	0	0	0	0	0	11	0	0	2	.310	.276
ML Totals		.276	24	58	5	16	0	1	0	2	0	0	0	0	0	11	0	0	2	.310	.276

1- Signed by the Orioles as a non-drafted free agent, July 6, 2012

FIELDING

OF	PCT	G	PO	A	E	DP
2013	-	2	-	-	-	-
Totals	-	2	-	-	-	-



BROOKS ROBINSON MINOR LEAGUE PLAYER OF THE YEAR*

Year	Player	Year	Player
1979	Tom Eaton (2B)	1997	Ryan Minor (3B)
1980	Cal Ripken, Jr. (3B)	1998	Calvin Pickering (1B)
1981	Victor Rodriguez (2B)	1999	Wady Almonte (OF)
1982	John Shelby (OF)	2000	Octavio Martinez (CA)
1983	Mike Boddicker (RHP)	2001	Willie Harris (OF/2B)
1984	Al Pardo (CA)	2002	Darnell McDonald (OF)
1985	John Habyan (RHP)	2003	Mike Fontenot (2B)
1986	Eric Bell (RHP)	2004	Val Majewski (OF)
1987	Leo Gomez (3B)	2005	Nick Markakis (OF)
1988	Steve Finley (OF)	2006	Cory Keylor (OF)
1989	David Segui (1B)	2007	Brandon Tripp (OF)
1990	Leo Gomez (3B)	2008	Matt Wieters (CA)
1991	Chito Martinez (OF)	2009	Brandon Waring (3B)
1992	Stanton Cameron (OF)	2010	Joe Mahoney (1B)
1993	Alex Ochoa (OF)	2011	Jonathan Schoop (3B/2B)
1995	Scott McClain (3B)	2012	L.J. Hoes (OF)
1996	Calvin Pickering (1B)	2013	HENRY URRUTIA (OF)

*Originally known as the Clyde Kluttz Award; changed in 1992 to Most Valuable Minor Leaguer Award and in 1993 to Brooks Robinson Award

**Created in 1988 to honor separately the minor league player and pitcher of the year

FRONT
OFFICE

ORIOLES
REACH

MANAGER &
COACHES

HENRY
URRUTIA

2013
IN REVIEW

OPPONENTS

MINOR
LEAGUES

RECORDS &
HISTORY

ORIOLE PARK

MEDIA



NON-ROSTER INVITEE

Brian WARD

81

CA BATS RIGHT THROWS RIGHT HEIGHT 5'11 WEIGHT 210

BORN: October 17, 1985 OPENING DAY AGE: 28
BIRTHPLACE: Santa Monica, CA RESIDES: Huntington Beach, CA
CONTRACT STATUS: Signed through 2014
MAJOR LEAGUE SERVICE: None
ACQUIRED: June 11, 2009; signed by the Orioles as a non-drafted free agent

2013 HIGHLIGHTS

- Started the season out collecting a hit in six of his first seven games
- Recorded 4 RBI on April 9 against Richmond, going 2-4 with a double
- Had a season-high 3 H performance on April 21

PRO CAREER

2012: Recorded a hit in each of his first six games with Double-A Bowie...Batted .319 (15-47) against left-handed pitching... Batted .324 (11-34) when leading off an inning...Named the "Best Defensive Catcher" in the O's system after the season by *Baseball America*...Following the season, played in the Arizona Fall League.

2011: Played in a career-high 104 games at Single-A Frederick and had career bests in most offensive categories.

2010: Drove in a season-best three runs June 30 at Salem...Had a season-high three hits July 5 at Kinston.

2009: Picked up his first professional hit June 21 at Hudson Valley...Had three straight multi-hit games July 31-August 5.

PERSONAL/MISCELLANEOUS

Attended Lewis-Clark State (ID) College.

YEAR	CLUB	AVG	G	AB	R	H	2B	3B	HR	RBI	SH	SF	HBP	BB	IBB	SO	SB	CS	GDP	SLG	OBP
2009	Aberdeen-1	.252	36	107	10	27	2	1	1	13	2	3	5	20	0	16	1	0	2	.318	.385
2010	Frederick	.199	83	236	28	47	7	0	2	30	6	3	5	39	0	58	2	2	8	.254	.322
2011	Frederick	.254	104	335	43	85	22	0	7	32	3	4	3	42	1	54	9	2	12	.382	.339
2012	Bowie	.217	50	161	18	35	5	0	1	12	2	1	2	24	0	24	4	0	6	.267	.324
2013	Bowie	.260	49	154	24	40	9	0	2	23	4	2	5	16	0	28	1	1	3	.357	.345
	Norfolk	.000	1	0	0	0	0	0	0	0	0	0	0	0	0	0	0	0	0	.000	.000
Minor Lg. Totals		.236	323	993	123	234	45	1	13	110	17	13	20	141	1	180	17	5	31	.322	.338

1 - Signed by the Orioles as a non-drafted free agent, June 11, 2009

58

Ryan WEBB

BATS RIGHT THROWS RIGHT HEIGHT 6'6 WEIGHT 245 RHP

BORN: February 5, 1986 OPENING DAY AGE: 28
BIRTHPLACE: Clearwater, FL RESIDES: Cincinnati, OH
CONTRACT STATUS: Signed through 2014
MAJOR LEAGUE SERVICE: 4 years, 29 days
ACQUIRED: December 10, 2013; signed by the Orioles as a free agent to a two-year contract



GAME HIGHS & STREAKS

LONGEST RELIEF OUTING: 3.1 innings, August 28, 2013 vs. Washington...**STRIKEOUT HIGH:** 4, twice, most recently September 4, 2010 vs. Colorado...**WALK HIGH:** 3, September 18, 2010 vs. St. Louis...**HR ALLOWED:** 2, May 30, 2011 vs. Arizona...**WINNING STREAK:** 3 games, May 11-June 27, 2010...**LOSING STREAK:** 4 games, May 24-August 31, 2013

2013 HIGHLIGHTS

- Spent the season with Miami after being in the minors and majors each season since 2009
- Set career-highs in games (66), IP (80.1), K (54) and WHIP (1.21).
- Ranked 4th in the NL in relief IP (80.1)
- Pitched to a 0.46 ERA (19.2IP, ER) in a 16-game stretch, April 13-May 20
- Had a 35-game stretch without allowing more than one ER in any outing, June 15-September 19, posting a 2.27 ERA (43.2IP, 11ER)
- Held lefties (.244/.324/.390 in 141 PA) and righties (.244/.297/.384 in 191 PA) to nearly identical lines
- Posted a 2.65 ERA (37.1IP, 11ER) and 4.67 K/BB ratio in 37.1IP after the All-Star Game after posting marks of 3.14 and 1.24, respectively, in 43.0IP in the first half

PRO CAREER

2012: Split season between Triple-A New Orleans and the Marlins...Went 1-1 with a 1.85 ERA (24.1IP, 5ER) with Miami in his final 27 appearances (July 29-end of the season)...Posted a 2.17 road ERA (29.0IP, 7ER) ranking 17th among NL relievers (min. 25.0IP).

2011: Was on DL, June 17-August 17, with right shoulder inflammation...Went 1-0 with a 2.20 ERA (16.1IP, 4ER) in 18 appearances following his return.

2010: Posted a 0.71 ERA (25.1IP, 2ER) in his first 20 appearances.

2009: Began the season with Sacramento before being traded to San Diego, July 5...Made ML debut, July 8 @ARI (0.1 scoreless IP)...Earned first ML win, September 23 @COL (1.0 scoreless IP).

2008: Tied for 2nd on the RockHounds staff in wins and starts.

2007: Placed on DL, July 23, with right shoulder tendinitis and missed the remainder of the season.

2006: Twice named California League Pitcher of the Week (April 17-23 and July 31-August 6).

2005: Spent the season with Kane County, finishing 3rd on the club in starts (23), IP (128.2) and K (84).

2004: Made pro debut with AZL A's after being selected in the 4th round of the draft.

PERSONAL/MISCELLANEOUS

Originally selected by Oakland in the 4th round of the 2004 First Year Player Draft out of Clearwater Central Catholic (FL) HS...@RyanWebb58 on Twitter.



Ryan WEBB

YEAR	CLUB	W	L	ERA	G	GS	CG	SHO	SV	IP	H	R	ER	HR	HB	BB	IB	SO	WP	BK
2004	AZL Athletics-1	1	1	4.87	8	7	0	0	0	20.1	18	11	11	2	3	1	0	23	1	0
2005	Kane County	5	11	4.76	24	23	0	0	0	128.2	139	82	68	16	9	41	2	84	7	1
2006	Stockton	8	9	5.28	23	23	0	0	0	117.2	160	75	69	9	4	37	0	96	5	1
2007	Stockton	4	7	5.75	15	15	0	0	0	83.0	83	59	53	13	5	22	0	71	6	1
	Midland	0	4	9.12	5	5	0	0	0	25.2	34	27	26	10	0	10	0	16	1	0
2008	Midland	9	8	5.19	25	22	0	0	0	130.0	165	86	75	12	2	44	0	94	3	1
2009	Sacramento	7	1	4.34	31	2	0	0	2	45.2	57	22	22	3	2	15	2	39	0	1
	Portland-2	0	0	3.00	3	0	0	0	0	3.0	3	1	1	0	0	1	0	0	0	0
	SAN DIEGO	2	1	3.86	28	0	0	0	0	25.2	27	14	11	3	1	11	1	19	4	0
2010	Portland	1	0	0.87	17	0	0	0	1	20.2	12	2	2	1	0	5	0	23	1	0
	SAN DIEGO	3	1	2.90	54	0	0	0	0	59.0	64	21	19	1	1	19	5	44	2	1
2011	Gulf Coast-3	0	0	0.00	1	1	0	0	0	2.0	2	0	0	0	0	0	0	2	0	0
	Jupiter	1	0	2.70	3	1	0	0	0	3.1	4	1	1	0	0	3	0	3	0	0
	FLORIDA	2	4	3.20	53	0	0	0	0	50.2	48	20	18	2	2	20	5	31	1	1
2012	New Orleans	2	0	1.59	3	0	0	0	0	5.2	3	1	1	0	0	1	0	1	1	0
	MIAMI	4	3	4.03	65	0	0	0	0	60.1	72	30	27	2	4	20	8	44	0	0
2013	MIAMI	2	6	2.91	66	0	0	0	0	80.1	70	30	26	5	2	27	5	54	4	0
	Minor Lg. Totals	38	41	5.06	158	99	0	0	3	585.2	680	367	329	66	25	180	4	452	25	5
	National League	13	15	3.29	266	0	0	0	0	276.0	281	115	101	13	10	97	24	192	11	2
	ML TOTALS	13	15	3.29	266	0	0	0	0	276.0	281	115	101	13	10	97	24	192	11	2

1 - Selected by Oakland in the 4th round of the 2004 First Year Player Draft

2 - Acquired by San Diego with Sean Gallagher and minor leaguer Craig Italiano in exchange for Scott Hairston, July 5, 2009

3 - Acquired by Florida with Edward Mujica in exchange for Cameron Maybin, November 13, 2010

BATTING

YEAR	AVG	AB	R	H	2B	3B	HR	RBI	SH	SF	HBP	BB	IBB	SO	SB	CS	GDP	SLG	OBP
Career	.200	5	1	1	0	0	0	0	0	0	0	0	0	4	0	0	0	.200	.200

FIELDING

P	PCT	G	PO	A	E	DP
2009	.857	28	1	5	1	0
2010	.952	54	7	13	1	4
2011	.889	53	1	7	1	0
2012	.857	65	5	1	1	0
2013	1.000	66	3	19	0	1
Totals	.939	266	17	45	4	5

1

Jemile WEEKS

BATS	THROWS	HEIGHT	WEIGHT	
SWITCH	RIGHT	5'9	170	INF

BORN: January 26, 1987

OPENING DAY AGE: 27

BIRTHPLACE: Orlando, FL

RESIDES: Orlando, FL

CONTRACT STATUS: Signed through 2014

MAJOR LEAGUE SERVICE: 1 year, 142 days

ACQUIRED: December 2, 2013; acquired by the Orioles from Oakland with a PTBNL in exchange for RHP Jim Johnson



GAME HIGHS & STREAKS

HITS: 4, September 7, 2011 vs. Kansas City...**RUNS:** 3, six times, most recently July 15, 2012 vs. Minnesota...**DOUBLES:** 2, twice, most recently August 29, 2011 vs. Cleveland...**TRIPLES:** 1, 16 times, most recently August 7, 2012 vs. Los Angeles (AL)...**HR:** 1, four times, most recently April 13, 2012 vs. Seattle...**RBI:** 3, twice, most recently July 27, 2011 vs. Tampa Bay...**SB:** 3, August 27, 2011 vs. Boston...**WALKS:** 3, June 19, 2012 vs. Los Angeles (NL)...**HITTING STREAK:** 11 games, August 24-September 3, 2011...**LEAD-OFF HR:** 1, September 23, 2011 at Los Angeles (AL) off Jered Weaver

2013 HIGHLIGHTS

- Spent the season at Triple-A Sacramento before being called up to Oakland when rosters expanded September 1
- Went 1-for-9 (.111) and scored three runs in eight games with the A's
- Batted .271 with four home runs and 40 RBI in 130 games with the River Cats
- After appearing exclusively at 2B over his first five pro seasons, played in 45 games at 2B, 25 in CF and 23 at SS
- Had minor league career highs in games, at-bats (520), runs (96), hits (141), doubles (19), triples (10), walks (80), stolen bases (17)
- Ranked 2nd in the Pacific Coast League in walks and runs scored, tied for 3rd in triples, 4th in at bats and 8th in hits
- Led the A's farm system in runs, tied for 2nd in triples, 4th in hits, 5th in walks and 7th in OBP (.376)
- Led Sacramento in games, at bats, runs and triples and tied for the team lead in stolen bases
- Began the season by hitting safely in each of his first nine games (.359; 14-for-39)
- Reached base safely in 26 consecutive home games, May 19-July 24, which was the third longest streak in the PCL
- Had a season-high four hits June 7 at Tucson

PRO CAREER

2012: Started 111 of the A's first 121 games at second base but was batting just .220 with two home runs and 20 RBI in 113 games overall when he was optioned to Sacramento August 21...Became the 5th player in Oakland history to steal at least 10 bases in each of his first two seasons, the first since Jason McDonald in 1997...Hit .188 with RISP, including .149 with RISP and two outs...Was one of just two players on the A's roster to start 100 or more games at one position (Reddick, 131 in right field)...Also went 0-for-4 with two strikeouts in four pinch hitting appearances...Played in the 100th game of his career April 6 vs. SEA, collecting 126 hits over that span, 2nd most in club history through 100 games since 1916 (Wally Moses, 134 with Philadelphia A's in 1935-36)...Went 0-for-4 April 16 @LAA, snapping a 20-game road hitting streak dating back to August 24, 2011...Hit .349 (30-86) during the streak, which tied for second longest in Oakland history...Went 0-for-7, July 30 vs. TB but had the walk-off sacrifice fly in the bottom of the 15th inning of the A's 4-3 win, his 1st career game-ending RBI...Became the second player in Oakland history to go hitless in at least seven at bats but still drive in a run (Matt Holliday, May 3, 2009 @SEA)...Went 15-for-45 (.333) with four doubles, 10 RBI, six walks (.412 OBP) and six multiple hit games in 10 regular season games with the River Cats...Also went 3-for-21 (.143) with a home run, RBI and three walks in five postseason games...Was recalled by the A's September 10 after Sacramento was eliminated and went 2-for-7 (.286) in five games, including one start at second base.

2011: Spent the first two months of the season in the minors before having his contract selected by Oakland June 7...Went on to start 96 of the A's final 101 games at second base...Batted .303 with 26 doubles, eight triples, two home runs, 36 RBI and 22 stolen bases in 97 games...Had the highest average among all rookies with 350 or more plate appearances and his .340 OBP was 3rd-best among AL rookies...Average was also the best among A's regulars and it was second best in Oakland history by a rookie to Mitchell Page, who hit .307 in 1977 (min. 350 plate appearances)...Triples tied for 2nd most in Oakland history by a rookie and were the most since Luis Polonia set the record with 10 in 1987...Stolen bases were 6th best and the most since Polonia had 29...Led ML rookies in triples...Tied for 2nd among AL rookies in stolen bases, ranked 3rd in hits (123), doubles and multiple-hit games (35), 4th in total bases (171), 5th in runs (50) and extra base hits (36), and 8th in RBI...Tied for 4th among all AL batters with his eight triples and that matched the 6th best single season total in Oakland history...They were the most by an Athletic with fewer than 100 games played since Bob Dillinger had nine in 84 games with the 1950 Philadelphia A's...His 123 hits and 26 doubles were the most by an Athletic with fewer than 100 games since Doc Cramer had 129 hits and 27 doubles in 92 games for the 1932 Philadelphia A's...Hit .395 with RISP, which was the best among ML batters with at least 75 plate appearances with RISP...Batted .370 during the day, which was the second highest day batting average in Oakland history among players with 150 or more day plate appearances (Danny

FRONT
OFFICE

ORIOLES
REACH

MANAGER &
COACHES

JEMILE
WEEKS

2013
IN REVIEW

OPPONENTS

MINOR
LEAGUES

RECORDS &
HISTORY

ORIOLE PARK

MEDIA



Jemile WEEKS

Cater, .373 in 1968)...Batted .310 vs. RHP, .287 vs. LHP...Started 84 of the A's final 91 games in the leadoff spot and hit .299 in 85 starts overall batting first...Ranked 3rd among AL leadoff hitters in average...Selected from Triple-A Sacramento June 7 and made his major league debut @BAL that day...Went 0-for-4 batting leadoff...Recorded his first major league hit June 8 @BAL when he doubled off Zach Britton in the third inning...Added his first career triple in the eighth inning...Stole his first base June 15 @KC...Named co-winner of the AL Rookie of the Month Award for June...Shared the honor with Ben Revere (MIN) after batting .309 with seven doubles, three triples and six stolen bases in 21 games...Had a career-high 11-game hitting streak, Aug. 24-Sept. 3...Went 17-for-46 (.370) with 11 runs, five doubles and seven stolen bases during the streak, which tied for 4th longest by an AL rookie in 2011...Stole three bases in the first game of the doubleheader August 27 @BOS to tie the Oakland single game record for stolen bases by a rookie...Had four straight multiple hit games for the second time, September 6-10 (11-for-19, .579), that included his first career four-hit game September 7 vs. KC, which gave him 102 hits over the first 80 games of his career...No one in Oakland history has reached 100 career hits in fewer games...Hit his first ML home run September 22 vs. TEX, a solo shot off Colby Lewis...It snapped a career-opening 90-game homerless streak, which was second longest in Oakland history...Mike Bordick went 132 games before hitting his first home run May 10, 1992...Finished September with a .323 batting average, his best single-month mark of the season...Batted .321 with a .417 OBP, three home runs and 22 RBI in 45 games with the River Cats...Reached base safely via hit or walk in each of his first 26 games, batting .327 with a .427 OBP...Went 3-for-6 with three RBI April 28 at Las Vegas and was a single short of the cycle...Had a nine-game hitting streak, May 21-31 (15-for-41, .366), his longest with the River Cats.

2010: Spent most of the season at Double-A Midland where he batted .267 with 14 doubles, seven triples, three home runs and 33 RBI in 67 games...Missed two months of the season while on the DL...Tied for 3rd in the A's farm system in triples (8)...Was named the A's 5th best prospect by *Baseball America* following the season...Reached base safely in each of his first 28 road games, which was the longest such streak in the Texas League (.298 with a .381 OBP)...Was 1-for-13 (.077) in three postseason games for the RockHounds.

2009: Combined to hit .278 with nine home runs and 44 RBI in 80 games with Single-A Stockton and Double-A Midland after spending the first two months of the season on the DL (strained left hip)...Was batting .299 with a .385 OBP in 50 games with the Ports before he was promoted to Midland August 3...Was reinstated from DL on May 27 and hit safely in each of his first 22 games (36-for-90; .400) with all seven of his Stockton home runs and 23 RBI, including June 12 at Visalia when he had a grand slam...Played for the United States in the All-Star Futures Game July 13 at St. Louis and went 0-for-2...Collected a season-high five hits July 20 at Lancaster...Hit .290 with two home runs and eight RBI in eight postseason games to help Midland to the Texas League Championship...Played for Phoenix in the Arizona Fall League and hit .241 with six doubles, four triples, a home run and 11 RBI in 21 games...Played in the AFL Rising Stars Game and was named to the AFL Top Prospects Team as the second baseman...Also named AFL Player of the Week, November 1...Named as the A's #7 prospect by *Baseball America* following the season.

2008: Assigned to Single-A Kane County after signing July 8...Batted .297 with a .422 OBP, a home run and eight RBI in 19 games with the Cougars...Hit his first professional home run July 24 at Fort Wayne...Placed on the disabled list August 14 with a strained left hip and missed the remainder of the season...Was named the A's 9th-best prospect by *Baseball America* following the season.

PERSONAL/MISCELLANEOUS

Originally signed by A's scout Trevor Schaffer...Graduated from Lake Brantley (FL) High School in 2005...Was a First Team All-State selection as a senior...Attended the University of Miami where he was a First Team All-America selection by *Collegiate Baseball* and First Team All-ACC in 2008...Was a Louisville Slugger Freshman All-America selection in 2006...Brother, Rickie, plays for the Milwaukee Brewers...Signed autographs for Oakland elementary students at the A's Community Fund Holiday Party and took part in a Food and Fund Drive at the Alameda County Community Food Bank Food in 2011...Is involved in the Orlando Monarchs baseball program, a program created by his dad, Rickie Weeks, Sr...The program was created to provide more opportunities for kids wishing to pursue the game of baseball...The Orlando Monarchs have a two-prong method to help kids play (1) the Monarchs run a team in the Florida Collegiate Summer League that attracts players from historically black colleges and universities (HBCU's) and (2) the Monarchs have created Jackie Robinson Youth Baseball Camps that helps inner city kids ages 7-19 year-round in exposing them to the game of baseball with quality instruction and the teaching of educational and life skills...The Orlando Monarchs are a 501(c)(3) non-profit organization that tries to enrich young children's lives through the game of baseball (www.orlandomonarchsbaseball.com).



Jemile WEEKS

YEAR	CLUB	AVG	G	AB	R	H	2B	3B	HR	RBI	SH	SF	HBP	BB	IBB	SO	SB	CS	GDP	SLG	OBP
2008	Kane County-1	.297	19	74	11	22	3	1	1	8	0	0	3	13	0	12	6	2	1	.405	.422
2009	Stockton	.299	50	201	29	60	9	2	7	31	1	1	3	26	0	40	5	1	5	.468	.385
	Midland	.238	30	105	10	25	5	0	2	13	4	3	1	10	0	16	4	0	0	.343	.303
2010	AZL Athletics	.306	10	36	9	11	2	1	0	1	0	0	1	7	0	4	5	1	1	.417	.432
	Midland	.267	67	273	43	73	14	7	3	33	2	6	3	28	0	37	11	6	5	.403	.335
2011	Sacramento	.321	45	184	30	59	6	4	3	22	1	1	2	29	0	32	10	4	6	.446	.417
	OAKLAND	.303	97	406	50	123	26	8	2	36	2	4	4	21	1	62	22	11	3	.421	.340
2012	Sacramento	.333	10	45	5	15	4	0	0	10	0	0	0	6	0	8	1	0	3	.422	.412
	OAKLAND	.221	118	444	54	98	15	8	2	20	9	3	5	50	0	70	16	5	5	.304	.305
2013	Sacramento	.271	130	520	96	141	19	10	4	40	5	1	8	80	1	99	17	2	14	.369	.376
	OAKLAND	.111	8	9	3	1	0	0	0	0	0	0	0	0	0	5	0	0	0	.111	.111
Minor Lg. Totals		.282	361	1438	233	406	62	25	20	158	13	12	21	199	1	248	59	16	35	.402	.375
American League		.258	223	859	107	222	41	16	4	56	11	7	9	71	1	137	38	16	8	.357	.319
ML Totals		.258	223	859	107	222	41	16	4	56	11	7	9	71	1	137	38	16	8	.357	.319

1 - Selected by Oakland in the 1st round (#12 overall) of the 2008 First Year Player Draft

FIELDING

2B	PCT	G	PO	A	E	DP
2011	.969	96	148	261	13	49
2012	.977	113	181	293	11	63
2013	1.000	4	5	6	0	1
Totals	.974	213	334	560	24	113

OF	PCT	G	PO	A	E	DP
2013	1.000	2	2	0	0	0
Totals	1.000	2	2	0	0	0



Matt WIETERS

32

CA	BATS SWITCH	THROWS RIGHT	HEIGHT 6'5	WEIGHT 240
BORN: May 21, 1986		OPENING DAY AGE: 27		
BIRTHPLACE: Charleston, SC		RESIDES: Sarasota, FL		
CONTRACT STATUS: Signed through 2014				
MAJOR LEAGUE SERVICE: 4 years, 129 days				
ACQUIRED: Selected by the Orioles in the 1st round (5th overall) of the 2007 First Year Player Draft				

GAME HIGHS & STREAKS

HITS: 4, five times, most recently September 2, 2013 vs. Cleveland...**RUNS:** 3, twice, most recently August 20, 2013 vs. Tampa Bay...**DOUBLES:** 3, May 26, 2013 vs. Toronto...**TRIPLES:** 1, three times, most recently May 4, 2012 at Boston...**HR:** 2, four times, most recently September 16, 2012 at Oakland...**RBI:** 5, four times, most recently August 8, 2012 vs. Seattle...**WALKS:** 4, August 23, 2011 at Minnesota...**SB:** 2, August 4, 2012 at Tampa Bay...**HITTING STREAK:** 10 games, May 8-21, 2011...**GRAND SLAMS:** 2, April 18, 2013 vs. Tampa Bay off Brandon Gomes and April 16, 2012 vs. Chicago (AL) off Zach Stewart...**WALK-OFF HOMERS:** 2, April 18, 2013 vs. Tampa Bay off Brandon Gomes and September 16, 2009 vs. Tampa Bay off Russ Springer

2013 HIGHLIGHTS

- Led AL catchers in G (140), AB (496), HR (21) and RBI (76), was 2nd in R (58) and H (121), and 3rd in 2B (29) and SLG (.429)
- Set career-highs in G (148) and 2B (29) and defensive career-highs in games caught (140), innings caught (1201.0) and total chances (1021)
- Caught 22 of 66 attempted base stealers (33.3%)...33.3% caught stealing rate and 22 CS were 2nd in the AL
- Is the only catcher in baseball with 50 or more extra-base hits in each of the last three seasons, 2011-2013
- Made 4th straight Opening Day start, April 2 @TB, reaching base safely four times
- Hit 10th inning walk-off Grand Slam (2nd career GS), April 18 vs. TB (Gomes)
- Had season-long seven-game hit streak (including 5G multi-hit game streak), July 14-25 (.448; 13-29, 2BB, 2-2B, 2HR, 6R, 4RBI)
- Snapped career-worst 0-for-25, August 3 vs. SEA
- Had game-ending CS of K. Johnson, August 21 vs. TB
- Became the 1st player in club history with three consecutive seasons of 20+ HR as a catcher, September 6 vs. CWS
- Hit walk-off 2RBI single in the 10th inning, September 7 vs. CWS
- Batted .282/.326/.546 in 178 plate appearances vs. LHP
- Was a Gold Glove finalist (award won by Perez, KC)

PRO CAREER

2012: Made second career All-Star Team and won second career Gold Glove (also 2011), setting career-highs in G (144), AB (526), HR (23), RBI (83) and BB (60)...Led AL catchers in games caught (134), putouts (994) and was 2nd in caught stealing (32) and 3rd in CS % (38.6)...Batted .296/.389/.541 in final 27 games, beginning September 1...Had 3rd multi-HR game of the season, September 16 @OAK (4th career)...Had 3 CS, August 25 vs. TOR, the 14th time 3 base runners have been CS in a game for the O's (first since August 10, 1988)...Collected career-high tying 5RBI, August 8 vs. SEA...Became first O's catcher with 2 SB in a game since J. Oates, June 10, 1972, when he did it 8/4 @TB (equalled career total entering game)...Hit first career Eutaw St HR, 6/29 vs. CLE...Hit GW HR in the 8th inning, June 24 vs. WAS...Tied career-high with 4 hits & 5RBI, June 14 vs. PIT...Hit walk-off RBI 2B in 10th inning, June 10 vs. PHI...Hit first career GS (2nd 2HR game (also July 26, 2010 @TOR)) & tied career-high with 5RBI (also September 15, 2009 vs. TB), April 16 @CWS...Went 0-for-4 in AL Wild Card Game @TEX...Batted .150 (3-20) in 5G ALDS vs. NYY (2BB, 2B, 2R).

2011: Made first All-Star Team, going 0-for-1 in the game...Won his first career Rawlings Gold Glove Award with a .995 fielding percentage which tied for the AL lead among catchers...Became the first Orioles catcher to win a Gold Glove...Set career-highs in G (139), AB (500), R (72), 2B (28), HR (22), RBI (68), BB (48) and SLG (.450)...Hit 20 HR as a catcher, the sixth such season in O's history (Holles - 29 in '93, 25 in '96 and 20 in '92; Hernandez - 23 in '06 and Johnson - 21 in '00)...Led AL catchers (min. 90G) with a caught stealing rate of 37.0%...Led AL catchers in R (68), was 2nd in H (126), 2B (27) and HR (20), 3rd in RBI (66) and OPS (.774) and 4th in BB (47)...Was 2nd among AL catchers in innings (1150; Avila - 1157) and games (132; Avila - 133)...Charged with only one passed ball this season...Every other AL catcher with 90G or more had at least 4PB...Improved his AB/HR ratio from 34.5 in the first half of the season to 16.0 in the second half, hitting 14 of his 22 HR after the break...Had career-high 10 game hit streak, May 8-21, (.400; 18-for-45)...Set career-high with three runs, April 19 vs. MIN...Matched season-high with 4RBI, April 29 @CWS...Batted .324/.390/.649 in 11game stretch, April 17-29...Hit GW RBI single in the 13th inn, May 10 vs. SEA...Threw out two attempted base stealers, including one to end game, May 22 vs. WAS...Had six 3-hit games; May 15 and



18, June 11, July 5 and August 8 and 20...Hit game-tying two-run HR, June 14 @TOR...Drew career-high 3BB, July 7 @BOS...Made first ML start at 1B, August 21 @LAA...Reached base safely a career-high five times (2B & 4BB), August 23 @MIN...Batted .302/.381/.570 in 24 August games...HR'd in 3 straight vs. TB, September 12-14...Batted .277 (71-256) with an .844 OPS in 72 home games and .246/.710 in 67 road games...Hit .259/.336/.504 after the All-Star break...Batted .321/.407/.519 in 123PA with RISP, the 13th best RISP avg. in the AL this season...Hit .435/.552/1.043 in 29PA in 7G vs. MIN.

2010: Became the first catcher in club history to open a season with three straight multi-hit games (three two-hit games)...Set a career-high with a 14-game hitting streak from June 9-25 and finished the season with active 14-game streak that began September 15...Finished the season with an active streak of reaching base safely in 11 consecutive games, a streak that began September 20...Threw out 21 of 74 runners attempting to steal (28 percent)...Gunned down three of first four runners and four of last seven on the year...Was placed on the 15-day disabled list on July 10 with a strained right hamstring...Was reinstated July 25...Recorded first career two-homer game July 26 at Toronto (off Brandon Morrow and Casey Janssen)...Homered three times in a five-game span from May 1-5 (one vs. Boston and two at New York)...Had a career-high streak of 30 games without a home run (106 at-bats) from May 6-June 13 (previous high was a 28-game homerless stretch that covered 102 at-bats from July 6-August 17, 2009)...Hit seven of his 11 home runs against AL East foes, including three at Yankee Stadium...Has hit 12 of his 20 career homers against AL East clubs and 15 of his 20 homers against AL and NL East clubs (two against Florida and one against the Mets)...Recorded consecutive three-RBI games June 20-22 (at San Diego and vs. Florida)...Was 4-for-10 with 11 RBI with the bases loaded...Went 3-for-7 with a solo homer in two games as a designated hitter...Batted .324 (.44-136) when ahead in the count but just .141 (19-135) when behind in the count...Batted .325 (41-126) in the sixth position in the lineup and .219 (70-320) elsewhere...Was 6th on the team with 130 games played and fifth with 22 doubles and 11 homers...Finished 5th on the team with 34 extra-base hits and 26 multi-hit games...Went 4-for-22 (.182) at Yankee Stadium but hit three home runs and drove in five runs...Featured on the cover of the March 15 issue of Sports Illustrated, the first time an Oriole has been on the cover of SI since Roberto Alomar graced the cover on October 14, 1996...Batted .220 with one homer and five RBI in 50 spring training at-bats.

2009: Had his contract selected from Triple-A Norfolk on May 29 and made his major league debut that night vs. DET...Wieters reached the big leagues with fewer games of minor league experience (169) than any active catcher in the major leagues, ahead of Chris Iannetta (236), Ivan Rodriguez (271), Chris Snyder (281) and Joe Mauer (284)...Flew out to right field in his first at-bat against Dontrelle Willis (Melvin Mora was thrown out trying to advance to third base on the flyout)...Tripled off Justin Verlander for his first major league hit on May 30...Since 1954, only four other catchers have tripled for their first major league hit: Dane Sardinha (DET), June 29, 2008; Yorvit Torrealba (SF), September 5, 2001; Pat Borders (TOR), April 6, 1988; and Chuck Lindstrom (CWS), September 28, 1958...Torrealba was catching when Sardinha hit his Triple and Sardinha was catching when Wieters hit his triple...Hit his first ML HR vs. NYM on June 17, with a second inning two-run shot off Tim Lincecum...Homered in consecutive games, September 15-16...Six of his nine home runs went to the opposite field...Led all AL rookies in batting average (.288)...Hit safely in 21 of his last 29 games played...Batted .313 (68-217) with six homers and 26 RBI left-handed and .248 (34-137) with three homers and 17 RBI right-handed...Hit .310 (87-281) at night and .205 (15-73) in day games...Hit his first career walk-off home run, September 16 vs. TB (Springer)...Against AL East opponents, batted .327 (50-153) with 5 homers and 22 RBI...Hit .455 in 12 games against Boston and .405 in 10 games vs. TB...When hitting in the third position in the batting order, he batted .340 (17-50 in 12 games) and hit .280 in the fifth through eighth positions...Recorded a career-high 4 hits on July 28 vs. KC...Drove in a career-high 5 runs on September 15 vs. TB...Hit in a career-high 9 straight games, July 20-August 1, batting .424 (14-33) during the streak...Batted .362 (34-94) with 3 HR and 14 RBI in September (monthly highs in each category)...Hit in 15 of his last 19 games, batting .392 (29-74) to raise his average from .265 to .288...In his final 28 games (starting September 2), batted .343 (37-108) with 15 runs and 17 RBI...Had 8 multi-hit games in his last 15 contests...Had 17 RBI in his last 20 games after driving in 17 runs in his first 52 games...Started 84 games behind the plate, with the Orioles going 27-57 in those games...Served as the designated hitter in 9 games (3-6)...After the season, was named the top prospect in the International League by *Baseball America*.

2008: Named *Baseball America's* Player of the Year and Named to the Bank of America First Team All-Star Team...Recipient of the Brooks Robinson Award...Began the year with Single-A Frederick and hit .345 (79-229) with eight doubles, 15 home runs, 48 runs & 40 RBI in 69 games...Went 2-for-3 with a walk, 2 home runs, 3 runs scored and 3 RBI in his first professional game, April 4 vs. Lynchburg...Had a 2-home run game twice more for the Keys (May 9 @ Lynchburg and May 18 vs. Lynchburg)...Collected 4 hits and 4 runs scored for the Keys on June 6 @Winston-Salem...Transferred to Bowie on June 27, where he hit .365 (76-208) with 14 doubles, two triples, 12 home runs, 41 runs & 18 RBI in 61 games...Went 3-for-3 with a walk, 2 runs scored, 2 home runs and a career-high 6 RBI on August 8 vs. New Britain...Named the Organizational Player of the Month with Frederick in April, hitting .338 (24-71), with four 2B, five HR, 15 runs & 15 RBI...Named the Topps Player of the Month with Frederick in May, batting .337 (32-95) with two 2B, seven HR, 21 runs & 18 RBI...Named the Carolina League Player of the Week, May 5-11...Named the Organizational Player of the Month for August with Bowie, hitting .364 (36-99) with five 2B, 3B, six HR, 21 runs & 23 RBI...Had a season-high 17-game hit streak, July 1-18.

2007: Signed his first professional contract on August 23 and reported to Aberdeen...Worked out over the final week of season but was not activated...Made his pro debut with the Honolulu Sharks in the Hawaiian Winter League, where he batted .283 (30-106) with 9 doubles, a triple, homer and 17 RBI in 31 games...Hit safely in 22 games and reached base by hit or walk in 27 of 31 games, including 21 of his first 22 contests...Went 4-for-5 with 2 doubles, a homer and 3 RBI on October 26 vs. North Shore...Named the Orioles #1 prospect by *Baseball America* after the season.



Matt WIETERS

COLLEGE CAREER

- Is one of just three players in Georgia Tech history to earn first-team All-America honors twice, joining Jason Varitek and Nomar Garciaparra.
- Named first-team All-America by *Baseball America* and *Rivals.com* and first-team All-Atlantic Coast Conference in 2007, First-Team All-America by *Baseball America* and Second-Team All-ACC in 2006, and ACC Rookie of the Year, Freshman All-America and first-team All-ACC in 2005.
- Was one of three finalists for the 2007 Johnny Bench Award as top collegiate catcher and was a semi-finalist for the USA Baseball Golden Spikes Award as nation's top college player.
- Finished his three-year career at Georgia Tech with a .359 batting average, 35 homers and 198 RBI in 185 games...Ranked 6th in the school history in doubles (54), 7th in RBI and saves (16), 13th in average and total bases (418), tied for 16th in home runs and 18th in hits (253).
- Served as Tech's primary closer for his first two seasons and was one of two closers his junior season... Went 5-10 with 16 saves and a 3.83 ERA in 59 games in which he pitched...Made his only start on May 9, 2007 at Georgia but did not get a decision.

2007: Hit safely in 46 of 56 games and reached base safely in his last 55 games...Led Georgia Tech with a .364 average...Led the team with 10 home runs, 59 RBI, 129 total bases and a .592 slugging percentage...As a pitcher, appeared in 12 games and went 1-4 with 3 saves and a 7.53 ERA.

2006: Hit safely in 54 of 68 games and batted .355 with 15 HR and 71 RBI...Named MVP of the NCAA Atlanta Regional after reaching base safely in 14 of 15 plate appearances, going 8-for-9 with 6 RBI, 6 runs, 6 walks and 3 HR...Hit .560 (14-25) with 5 HR, 10 RBI, 12 runs, 9 walks, and one HBP in 7 NCAA Tournament games...As a pitcher, went 1-3 with 7 saves and a 3.41 ERA.

2005: Hit .366 with 10 home runs and posted a .470 on base percentage...Had 68 RBI, a Georgia Tech record for freshmen...Earned ACC and National Player of the Week honors after going 12-for-14 with a grand slam and 8 RBI in Tech's sweep at Duke, March 4-6...Earned his second ACC Player of the Week award on March 28...Went 3-3 with 6 saves and a 2.85 ERA in 26 pitching appearances.

PERSONAL/MISCELLANEOUS

Selected by the Orioles in the 1st round (5th overall) of the 2007 First Year Player Draft...Married, wife's name is Maria...Couple had their first child, son Maverick Luther, on September 27, 2012.

YEAR	CLUB	AVG	G	AB	R	H	2B	3B	HR	RBI	SH	SF	HBP	BB	IBB	SO	SB	CS	GDP	SLG	OBP
2008	Frederick-1	.345	69	229	48	79	8	0	15	40	1	4	2	44	5	47	1	2	6	.576	.448
	Bowie	.365	61	208	41	76	14	2	12	51	0	3	1	38	3	29	1	0	9	.625	.460
2009	Norfolk	.305	39	141	25	43	9	2	5	30	0	2	0	20	1	30	0	0	6	.504	.387
	BALTIMORE	.288	96	354	35	102	15	1	9	43	0	2	1	28	2	86	0	0	11	.412	.340
2010	BALTIMORE	.249	130	446	37	111	22	1	11	55	0	7	2	47	7	94	0	1	13	.377	.319
2011	BALTIMORE	.262	139	500	72	131	28	0	22	68	0	1	2	48	3	84	1	0	16	.450	.328
2012	BALTIMORE	.249	144	526	67	131	27	1	23	83	0	3	4	60	4	112	3	0	17	.435	.329
2013	BALTIMORE	.235	148	523	59	123	29	0	22	79	1	12	0	43	5	104	2	0	7	.417	.287
	Minor Lg. Totals	.343	169	578	114	198	31	4	32	121	1	9	3	102	9	106	2	2	21	.576	.438
	BALTIMORE Totals	.255	657	2349	270	598	121	3	87	328	1	25	9	226	21	480	6	1	64	.420	.319
	American League	.255	657	2349	270	598	121	3	87	328	1	25	9	226	21	480	6	1	64	.420	.319
	ML Totals	.255	657	2349	270	598	121	3	87	328	1	25	9	226	21	480	6	1	64	.420	.319

1-Selected by the Orioles in the 1st round (#5 overall) of the 2007 First Year Player Draft

WILD CARD

YEAR	CLUB	AVG	G	AB	R	H	2B	3B	HR	RBI	SH	SF	HBP	BB	IBB	SO	SB	CS	GDP	SLG	OBP
2012	BAL vs. TEX	.000	1	4	0	0	0	0	0	0	0	0	0	0	0	2	0	0	0	.000	.000
	Totals	.000	1	4	0	0	0	0	0	0	0	0	0	0	0	2	0	0	0	.000	.000

DIVISION SERIES

YEAR	CLUB	AVG	G	AB	R	H	2B	3B	HR	RBI	SH	SF	HBP	BB	IBB	SO	SB	CS	GDP	SLG	OBP
2012	BAL vs. NYY	.150	5	20	2	3	1	0	0	0	0	0	0	2	0	2	0	0	0	.200	.227
	Totals	.150	5	20	2	3	1	0	0	0	0	0	0	2	0	2	0	0	0	.200	.227

ALL-STAR

YEAR	CLUB	AVG	G	AB	R	H	2B	3B	HR	RBI	SH	SF	HBP	BB	IBB	SO	SB	CS	GDP	SLG	OBP
2011	AL at ARI	.000	1	1	0	0	0	0	0	0	0	0	0	0	0	0	0	0	0	.000	.000
2012	AL at KC	.000	1	2	0	0	0	0	0	0	0	0	0	0	0	0	0	0	0	.000	.000
	Totals	.000	2	3	0	0	0	0	0	0	0	0	0	0	0	0	0	0	0	.000	.000

FIELDING

CA	PCT	G	PO	A	E	DP	1B	PCT	G	PO	A	E	DP
2009	.991	86	489	35	5	12	2011	1.000	1	4	0	0	2
2010	.994	126	775	51	5	10	Totals	1.000	1	4	0	0	2
2011	.995	132	855	70	5	14							
2012	.991	134	994	52	10	7							
2013	.997	140	1021	58	3	6							
	Totals	.994	618	4134	266	28	49						

NON-ROSTER INVITEE

73

Mike WRIGHT

BATS	THROWS	HEIGHT	WEIGHT	
RIGHT	RIGHT	6'6	215	RHP
BORN: January 3, 1990		OPENING DAY AGE: 24		
BIRTHPLACE: Bennettsville, SC		RESIDES: Laurel Hill, NC		
CONTRACT STATUS: Signed through 2014				
MAJOR LEAGUE SERVICE: None				
ACQUIRED: Selected by the Orioles in the 3rd round of the 2011 First Year Player Draft				



2013 HIGHLIGHTS

- Tied for the Eastern League lead in ERA (3.26) and was tied for the league's second-highest win total (11)
- Won six straight games, April 19-June 19
- Struck out season-high 10, July 26 at Erie
- Named to the Eastern League Mid-Season All-Star Team
- Named the O's #8 prospect by *Baseball America* following the season

PRO CAREER

2012: Split the season between Single-A Frederick (8GS) and Double-A Bowie (12GS)...Went 6.0 or more innings in six of eight starts with Keys, posting a 2.91 ERA in 46.1IP...Had three outings of 6.0 scoreless IP or more with Frederick (April 8, May 6 and 18)...Held lefties to a .222/.250/.278 line in 54 AB against in the Carolina League...Was tied for the league lead with five wins at the time of his promotion to Bowie...Went 3-2 with a 3.93 ERA (34.1IP, 15ER) in six starts at home for the Baysox...Held righties to a .250/.292/.428 line in 152 AB against in the Eastern League...Named the O's #8 prospect after the season by *Baseball America*...Made 7 appearances in the AFL after the season (0-5, 6.43 ERA in 21.0IP)

2011: Began his pro career and pitched at three levels in the O's system...Pitched in one game for the GCL Orioles, July 1 at the GCL Rays (IP, K)...Made seven starts for Aberdeen, going 2-1 with a 3.77 ERA (31.0IP, 13ER, 29K)...Closed his season with four games for Delmarva, striking out 12 batters in 13.2 IP.

PERSONAL/MISCELLANEOUS

Signed by Chris Gale...Attended East Carolina University.

YEAR	CLUB	W	L	ERA	G	GS	CG	SHO	SV	IP	H	R	ER	HR	HB	BB	IB	SO	WP	BK
2011	Gulf Coast-1	0	0	0.00	1	0	0	0	0	1.0	0	0	0	0	0	0	0	1	0	0
	Aberdeen	2	1	3.77	7	7	0	0	0	31.0	29	15	13	3	1	6	0	29	3	0
	Delmarva	1	1	10.54	4	1	0	0	0	13.2	21	16	16	3	2	4	0	12	3	0
2012	Frederick	5	2	2.91	8	8	0	0	0	46.1	47	16	15	3	1	5	0	35	0	0
	Bowie	5	3	4.91	12	12	0	0	0	62.1	71	38	34	7	3	17	0	45	6	0
2013	Bowie	11	3	3.26	26	26	0	0	0	143.2	152	65	52	9	10	39	1	136	9	1
	Norfolk	0	0	0.00	1	1	0	0	0	6.2	6	0	0	0	0	0	0	2	0	0
	Minor Lg. Totals	24	10	3.84	59	55	0	0	0	304.2	326	150	130	25	17	71	1	260	21	1

1-Selected by the Orioles in the 3rd round of the 2011 First Year Player Draft

JIM PALMER PRIZE - ORIOLES MINOR LEAGUE PITCHER OF THE YEAR**

1988	Bob Milacki (RHP)	1996	Nerio Rodriguez (RHP)	2005	Jim Johnson (RHP)
1989	Mike Linskey (LHP)	1997	Steve Montgomery (RHP)	2006	Jim Hoey (RHP)
1990	Anthony Telford (RHP)	1998	Gabe Molina (RHP)	2007	Radhames Liz (RHP)
1991	Mike Mussina (RHP)	1999	John Stephens (RHP)	2008	Brad Bergesen (RHP)
1992	Rick Krivda (RHP)	2000	Jay Spurgeon (RHP)	2009	Brian Matusz (LHP)
1993	Garrett Stephenson (RHP)	2001	John Stephens (RHP)	2010	Zach Britton (LHP)
	Armando Benitez (RHP)	2002	John Stephens (RHP)	2011	Tim Lincecum (RHP)
1994	Jimmy Haynes (RHP)	2003	John Maine (RHP)	2012	Dylan Bundy (RHP)
1995	Rocky Coppinger (RHP)	2004	Hayden Penn (RHP)	2013	MIKE WRIGHT (RHP)

*Originally known as the Clyde Kluetz Award; changed in 1992 to Most Valuable Minor Leaguer Award and in 1993 to Brooks Robinson Award

**Created in 1988 to honor separately the minor league player and pitcher of the year



Suk-min YOON 18

RHP BATS RIGHT THROWS RIGHT HEIGHT 6'0 WEIGHT 190

BORN: July 24, 1986 **OPENING DAY AGE:** 27
BIRTHPLACE: Guri, South Korea **RESIDES:** Guri, South Korea
CONTRACT STATUS: Signed through 2016
MAJOR LEAGUE SERVICE: None
ACQUIRED: February 17, 2014; signed by the Orioles as an international free agent to a three-year contract

2013 HIGHLIGHTS

- Pitched for the Korean National Team in the World Baseball Classic for the second time, making one start
- Went 2-1 with 7 SV and a 3.60 ERA in 19 relief appearances (25.0IP, 26K) for KIA
- Was 1-5 with a 4.16 ERA in 11 starts (62.2IP, 50K)

PRO CAREER

2012: Led the KBO in SHO and finished 2nd in CG, 4th in K, and 8th in ERA.
2011: Won the KBO MVP award and pitching Triple Crown (led KBO in wins, strikeouts and ERA) while setting a career-high in innings pitched (172.1; 5th in the league)...Also led the KBO in CG and SHO...Named a KBO All-Star for the third time.
2010: Was 6th in the KBO in CG...Pitched for the Korean National Team in the Asian Games (second time).
2009: Named a KBO All-Star for the second time...Helped the Korean National Team win the silver medal in the World Baseball Classic.
2008: Won the KBO ERA title and was 2nd in W, 5th in K, 6th in CG and 9th in IP...Named a KBO All-Star for the first time...Helped lead the Korean National Team to the country's first gold medal in baseball at the Beijing Olympic Games, as they went 7-0 in the tournament.
2007: Was 2nd in the KBO in SHO, 3rd in CG and 9th in K and IP.
2006: Posted a career-high 19 saves (5th in the KBO), posting a 2.28 ERA in 63 games (5th most in KBO) for KIA...Pitched for the Korean National Team in the Asian Games.
2005: Made his KBO debut on April 2...Ranked 10th in KBO in SV.

PERSONAL/MISCELLANEOUS

Selected out of Ya-Top High School in the 2nd round of the 2005 KBO draft by the KIA Tigers...Will become the first Korean-born player in Orioles history and the 16th in ML history when he makes his debut.

YEAR	CLUB	W	L	ERA	G	GS	CG	SHO	SV	IP	H	R	ER	HR	HB	BB	IB	SO	WP	BK
2005	KIA	3	4	4.29	53	0	0	0	7	84.0	92	47	40	8	6	32	-	49	-	-
2006	KIA	5	6	2.28	63	0	0	0	19	94.2	81	26	24	5	4	27	-	75	-	-
2007	KIA	7	18	3.78	28	26	2	1	0	162.0	161	76	68	10	15	59	-	104	-	-
2008	KIA	14	5	2.33	24	23	1	0	0	154.2	121	45	40	10	4	42	-	119	-	-
2009	KIA	9	4	3.46	27	16	0	0	7	119.2	110	52	46	9	8	44	-	117	-	-
2010	KIA	6	3	3.83	23	13	1	0	3	101.0	95	48	43	5	3	36	-	94	-	-
2011	KIA	17	5	2.45	27	23	3	3	1	172.1	137	53	47	10	6	44	-	178	-	-
2012	KIA	9	8	3.12	28	15	3	2	0	153.0	120	60	53	9	8	33	-	137	-	-
2013	KIA	3	6	4.00	30	11	1	0	7	87.2	91	41	39	9	1	28	-	76	-	-
KBO Totals		73	59	3.19	303	127	11	6	44	1129.0	1008	448	400	75	55	345	-	949	-	-

NON-ROSTER INVITEE

27 Delmon YOUNG

BATS RIGHT THROWS RIGHT HEIGHT 6'3 WEIGHT 240 **OF**

BORN: September 14, 1985 **OPENING DAY AGE:** 28
BIRTHPLACE: Montgomery, AL **RESIDES:** Camarillo, CA
CONTRACT STATUS: Signed through 2014
MAJOR LEAGUE SERVICE: 7 years, 28 days
ACQUIRED: January 14, 2014; signed by the Orioles as a minor league free agent



GAME HIGHS & STREAKS

HITS: 4, seven times, most recently June 27, 2013 vs. Los Angeles (NL)...**RUNS:** 3, four times, most recently July 27, 2010 vs. Kansas City...**DOUBLES:** 3, June 2, 2008 vs. New York (AL)...**TRIPLES:** 1, 10 times, most recently September 1, 2012 vs. Chicago (AL)...**HR:** 2, three times, most recently August 3, 2011 vs. Los Angeles (AL)...**RBI:** 6, June 28, 2013 vs. Los Angeles (NL)...**WALKS:** 2, 14 times, most recently September 15, 2013 vs. Minnesota...**SB:** 2, April 29, 2008 vs. Chicago (AL)...**HITTING STREAK:** 13 games, June 15-28, 2007...**GRAND SLAMS:** 1, October 2, 2009 vs. Kansas City off Lenny DiNardo...**WALK-OFF HOMERS:** 1, May 17, 2007 vs. Texas off Willie Eyre

2013 HIGHLIGHTS

- Played in 80 of the Phillies 119 games before his release
- Began the season on the 15-day DL recovering from off-season right ankle surgery; activated on April 30
- Homered in his first AB as a Phillie, April 30 @CLE
- Had hits in 7 consecutive at-bats, two shy of the club record, June 26-28
- Set a career high with 6 RBI, June 28 @LAD
- Collected his 1,000th career hit, July 3 @PIT (single) and his 500th RBI, June 26 @SD (2-run HR)
- Made 73 starts: 64 in RF and 9 as DH
- Designated for assignment on August 9 and released on August 14
- TB's #1 pick in the 2003 June Draft rejoined the Rays on September 1 after 6 seasons away with the Twins, Tigers and Phillies
- In the Game 163 tiebreaker at Texas, recorded the go-ahead RBI with a sac fly in the 1st inning
- According to the Elias Sports Bureau, he became the third player all-time to play in 3 different tiebreaking games or series, joining Dodgers outfielders Carl Furillo (1946, 1951, 1959) and Duke Snider (1951, 1959, 1962)
- Hit a solo HR on September 6 at SEA (a 443-ft. shot), his first homer after returning to the Rays
- Went 5 years, 348 days in between, passing Fred McGriff (2 years, 308 days) for the longest stretch between home runs in club history
- September 27 @TOR, he hit his 100th career home run (2nd inning off R.A. Dickey)

PRO CAREER

2012: Named MVP of the ALCS vs NYY (.353, 6-17, 2B, 2 HR, 6 RBI)...Made 29 starts in LF for DET...Was on the restricted list, April 27-May 4, after being suspended for 7 days by MLB...Compiled a season-best 10-game hitting streak, July 4-18 (.341, 4 HR, 9 RBI)...Homered in a career-best 4 straight games, July 5-8...Batted .313 (30-96), 8 2B, 4 HR, 15 RBI in 25 August games...Homered in back-to-back games twice: August 26-28 and 9/1-2...Hit .308 (56-182) vs LHP...Led the team in postseason RBI (9) & total bases (26) and tied for the team lead in hits (15) & HR (3).
2011: Made 115 starts in LF...Had 2 DL stints: April 19-May 12 (left oblique strain) and June 26-July 10 (right ankle sprain)...Hit .380 (27-71) over a 19-game stretch, June 9-July 18...Appeared in 9 games with Rochester (AAA) for a rehab assignment, July 4-10...Tied his career high with 2 HR, August 3 at LAA...Traded to DET on August 15...Hit .301 (40-133) vs LHP...Slugged 2 HR in Game 5 of the ALCS, October 13 vs. TEX...Set a franchise record for most ALDS HR (3) and tied the record for most HR (5) in a single postseason.
2010: Set career highs in AVG (.298), doubles (46), HR (21), RBI (112), XBH (68) and total bases (281)...T-2nd in the AL in doubles, finished 5th in RBI, T-7th in 4-hit games (3), T-9th in go-ahead RBI (27) and T-10th in GW RBI (13)...Hit .355 (60-169) with RISP, 3rd-best in the AL...Ranked 2nd among AL outfielders in assists (12)...Won AL Co-Player of the Month for July with TOR's Jose Bautista (.434, 12 2B, 3B, 6 HR, 30 RBI)...Led the AL with 46 hits in July...Made 142 starts in LF.
2009: Played in just 108 games with MIN, his fewest in a full season at the major league level...Tied his career high with 4 hits, August 25 vs BAL...Shared AL Player of the Week honors for September 28-October 4 with teammate Jason Kubel; hit .448 (13-29), 2B, 3 HR, 12 RBI in 7 games during the week...Belted his 1st career grand slam, October 2 vs KC, while also tying his career high with 5 RBI...Hit 2 HR on October 4 vs KC, tying his career high...Batted .266 (51-192) in 56 games prior to the All-Star break and .300 (61-203) in 52 games following the break...Hit .313 (31-99) with RISP...Made 93 starts in LF.



Delmon YOUNG

2008: Batted .308 (115-373) from May 31 through the end of the season...Homered in back-to-back games, August 12-13 (6 RBI)...Made 147 starts in LF.

2007: Finished 2nd in AL Rookie of the Year voting...T-1st in the AL in games (162)...Had 5 consecutive multi-hit games, June 5-9 (.440, 3-2B, 6 RBI)...Compiled a career-high 13-game hit streak, June 15-28 (.358, 2B, 2 HR, 6 RBI)...Batted .349 (61-175) with RISP...Made 127 starts in RF and 28 in CF.

2006: Began the season with Durham (AAA)...Hit safely in his first 11 games of the season, April 6-16 (.400)...Received a 50-day suspension from the International League for throwing his bat at an umpire, April 26 at Pawtucket...Named IL Player of the Week, July 24-30 (.429, 3 2B, 3B, 4 HR, 10 RBI)...Recalled on August 29 and made his ML debut that night at CWS; slugged a 2-run HR for his 1st ML hit that night (Freddy Garcia)...Made 29 starts in RF and 1 in CF...Named the top prospect in TB's organization and the IL by *Baseball America* following the season.

2005: Began season with Montgomery (AA)...Named Southern League MVP after leading the league in SLG % (.582) and ranking 4th in HR (20)...Awarded *Baseball America's* Minor League Player of the Year honors, in addition to being named to the publication's first-team Minor League All-Star Team...Named a Southern League Mid-season and Postseason All-Star...Selected to the U.S. Team for the MLB Futures Game held at Comerica Park...Earned SL Player of the Week honors twice (May 2-8 and May 23-29)...Had three 2-HR games: May 8 at Carolina, May 23 vs. Jacksonville and June 19 at Jacksonville...Promoted to Durham on July 15...Hit safely in his first 13 games with Durham, July 15-27 (.362, 3 2B, 3B, 2 HR, 8 RBI)...Named the top prospect in the TB organization, International League and Southern League following the season by *Baseball America*.

2004: Spent his first pro season with Charleston-SC (A)...Led the South Atlantic League in hits (164) & RBI (115) and finished 3rd in total bases (275) and 5th in AVG (.320)...Named *Baseball America's* Low-A Player of the Year...Selected to the SAL's Postseason All-Star Team...Selected to the U.S. Team for the MLB Futures Game held at Minute Maid Park...Collected a season-high 5 hits, May 28 at Greensboro...Had three 2-HR games: June 24 at Columbus, July 25 vs. Savannah and August 2 vs. Charleston-WV...Earned SAL Player of the Week honors twice (August 6-12 and August 13-19)...Named the Topps SAL Player of the Month for August (.437, 7 2B, 3B, 9 HR, 27 RBI)...Named the top prospect in TB's organization and SAL following the season by *Baseball America*.

PERSONAL/MISCELLANEOUS

Delmon Damarcus Young...2003 graduate of Adolfo Camarillo High School...His brother, Dmitri, played in the majors from 1996-2008; Dmitri was selected by STL with the 4th overall pick in the June 1991 draft, making him and Delmon the first pair of brothers to be taken within the first 5 selections of the MLB draft...Selected to *Baseball America's* First-Team High School All-America Team following his junior and senior seasons at Camarillo High School (CA)...Signed by Rich Aude.

YEAR	CLUB	AVG	G	AB	R	H	2B	3B	HR	RBI	SH	SF	HBP	BB	IBB	SO	SB	CS	GDP	SLG	OBP
2004	Charleston-1	.322	131	513	95	165	26	5	25	115	0	6	6	53	6	120	21	6	11	.538	.388
2005	Montgomery	.336	84	330	59	111	13	4	20	71	0	8	7	25	5	66	25	8	10	.582	.386
	Durham	.285	52	228	33	65	13	3	6	28	0	0	2	4	0	33	7	4	6	.447	.303
2006	Durham	.316	86	342	50	108	22	4	8	59	0	10	3	15	1	65	22	4	12	.474	.341
	TAMPA BAY	.317	30	126	16	40	9	1	3	10	0	1	3	1	0	24	2	2	0	.476	.336
2007	TAMPA BAY	.288	162	645	65	186	38	0	13	93	0	7	3	26	2	127	10	3	23	.408	.316
2008	MINNESOTA-2	.290	152	575	80	167	28	4	10	69	1	5	7	35	7	105	14	5	19	.405	.336
2009	MINNESOTA	.284	108	395	50	112	16	2	12	60	0	5	4	12	1	92	2	5	17	.425	.308
2010	MINNESOTA	.298	153	570	77	170	46	1	21	112	0	9	6	28	5	81	5	4	16	.493	.333
2011	Rochester	.290	9	31	5	9	3	0	2	5	0	0	0	1	0	5	0	0	1	.581	.313
	MINNESOTA	.266	84	305	26	81	16	0	4	32	0	2	0	18	2	55	1	0	12	.357	.305
	DETROIT-3	.274	40	168	28	46	5	1	8	32	0	3	2	5	0	30	0	0	7	.458	.298
2012	DETROIT	.267	151	574	54	153	27	1	18	74	0	7	7	20	1	112	0	2	20	.411	.296
2013	Cleaverwater-4	.462	3	13	1	6	1	0	0	1	0	1	0	0	0	3	0	0	0	.538	.429
	Lehigh Valley	.294	4	17	2	5	1	0	0	1	0	0	0	0	0	4	0	0	1	.353	.294
	PHILADELPHIA	.261	80	272	22	71	13	0	8	31	0	2	3	14	0	69	0	0	7	.397	.302
	Montgomery-5	.233	7	30	4	7	0	0	1	3	0	0	0	1	0	7	0	0	1	.333	.258
	TAMPA BAY	.258	23	62	8	16	3	0	3	7	0	1	1	6	0	9	0	0	1	.452	.329
Minor Lg. Totals		.316	376	1504	249	476	79	16	62	283	0	25	18	99	12	303	75	22	42	.514	.360
American League		.284	903	3420	404	971	188	10	92	489	1	40	33	151	18	635	34	21	115	.425	.317
National League		.261	80	272	22	71	13	0	8	31	0	2	3	14	0	69	0	0	7	.397	.302
ML Totals		.282	983	3692	426	1042	201	10	100	520	1	42	36	165	18	704	34	21	122	.423	.316

1 - Selected by Tampa Bay in the 1st round (#1 overall) of the 2003 First Year Player Draft

2 - Acquired by Minnesota with Brendan Harris and Jason Pridie in exchange for Matt Garza, Jason Bartlett and minor leaguer Eduardo Morlan, November 28, 2007

3 - Acquired by Detroit for minor leaguers Cole Nelson and Lester Oliveros, August 15, 2011

4 - Signed by Philadelphia as a free agent, January 22, 2013

5 - Signed by Tampa Bay as a free agent, August 22, 2013



WILD CARD

YEAR	CLUB	AVG	G	AB	R	H	2B	3B	HR	RBI	SH	SF	HBP	BB	IBB	SO	SB	CS	GDP	SLG	OBP
2013	TB vs. CLE	.333	1	3	1	1	0	0	1	1	0	0	0	1	1	1	0	0	0	1.333	.500
Totals		.333	1	3	1	1	0	0	1	1	0	0	0	1	1	1	0	0	0	1.333	.500

DIVISION SERIES

YEAR	CLUB	AVG	G	AB	R	H	2B	3B	HR	RBI	SH	SF	HBP	BB	IBB	SO	SB	CS	GDP	SLG	OBP
2009	MIN vs. NYY	.083	3	12	1	1	1	0	0	0	0	0	1	1	0	5	1	0	0	.167	.214
2010	MIN vs. NYY	.333	3	12	1	4	0	1	0	0	0	0	0	1	0	1	0	0	1	.500	.385
2011	DET vs. NYY	.316	5	19	4	6	0	0	3	3	0	0	0	2	0	2	0	0	0	.789	.381
2012	DET vs. OAK	.235	5	17	0	4	0	0	0	2	0	0	1	0	0	3	0	1	0	.235	.278
2013	TB vs. BOS	.250	4	8	0	2	0	0	0	2	0	1	0	0	0	0	0	0	0	.250	.222
Totals		.250	20	68	6	17	1	1	3	7	0	1	2	4	0	11	1	1	1	.426	.307

CHAMPIONSHIP SERIES

YEAR	CLUB	AVG	G	AB	R	H	2B	3B	HR	RBI	SH	SF	HBP	BB	IBB	SO	SB	CS	GDP	SLG	OBP
2011	DET vs. TEX	.133	4	15	2	2	0	0	2	3	0	0	0	0	0	5	0	0	0	.533	.133
2012	DET vs. NYY	.353	4	17	3	6	1	0	2	6	0	0	0	2	1	5	0	0	0	.765	.421
Totals		.250	8	32	5	8	1	0	4	9	0	0	0	2	1	10	0	0	0	.656	.294

WORLD SERIES

YEAR	CLUB	AVG	G	AB	R	H	2B	3B	HR	RBI	SH	SF	HBP	BB	IBB	SO	SB	CS	GDP	SLG	OBP
2012	DET vs. SF	.357	4	14	2	5	1	0	1	1	0	0	0	1	0	3	0	0	1	.643	.400
Totals		.357	4	14	2	5	1	0	1	1	0	0	0	1	0	3	0	0	1	.643	.400

FIELDING

OF	PCT	G	PO	A	E	DP
2006	.983	30	54	4	1	0
2007	.979	160	314	16	7	7
2008	.973	151	282	11	8	2
2009	.973	98	175	4	5	1
2010	.984	149	239	12	4	2
2011	.969	115	214	7	7	3
2012	.947	31	35	1	2	0
2013	.960	65	115	4	5	2
Totals	.974	799	1428	59	39	17

2014 BALTIMORE ORIOLES ROSTER

Manager: Buck Showalter (26) Coaches: Dom Chitt (54)-bullpen, Einar Diaz (65)-ass't. hitting, Bobby Dickerson (11)-third base, Wayne Kirby (24)-first base, Jim Presley (15)-hitting,

John Russell (77)-bench, Dave Wallace (37)-pitching

Trainers: Richie Bancells, Brian Ebel and Chris Correnti Strength & Conditioning: Joe Hogarty Head Groundskeeper: Nicole McFadyen

Coordinator, Team Travel: Kevin Buck Club Physician: Dr. William Goldiner Clubhouse Managers: Chris Guth (home), Fred Tyler (away)

#	PITCHERS (21+1)	B/T	HT	WT	Birthdate	Residence	M.L. Service	2013 CLUB	W-L	ERA	G	GS	C-G	SHO	SV	IP	H	R	ER	BB	K
65	Belfiore, Mike	R/L	6-2	220	10/03/88	Commack, NY	0.012	Norfolk (AAA)	2-1	3.18	37	0	0	0	1	76.1	81	27	27	29	82
								BALTIMORE	0-0	13.50	1	0	0	0	0	1.1	3	2	2	1	0
75	Berry, Tim	L/L	6-3	180	03/18/91	San Marcos, CA	0.000	Frederick (A)	11-7	3.85	27	27	0	0	0	152.0	156	80	65	40	119
35	Brach, Brad	R/R	6-6	215	04/12/86	Nashville, TN	1.015	SAN DIEGO	1-0	3.19	33	0	0	0	0	31.0	36	15	11	19	31
53	Britton, Zach	L/L	6-3	195	12/22/87	Weatherford, TX	1.158	Norfolk (AAA)	6-5	4.27	19	19	0	0	0	103.1	112	59	49	46	75
								BALTIMORE	2-3	4.95	8	7	0	0	0	40.0	52	23	22	17	18
49	Bundy, Dylan	S/R	6-1	200	11/15/92	Owasso, OK	0.015	INJURED - DID NOT PITCH													
16	Chen, Wei-Yin	L/L	6-0	195	07/21/85	Keelung City, Taiwan	2.000	Bowie (AA)	1-0	3.00	2	2	0	0	0	12.0	9	4	4	2	8
								BALTIMORE	0-0	4.07	23	23	0	0	0	137.0	142	62	62	39	104
61	De La Cruz, Kelvin	L/L	6-5	190	08/01/88	La Vega, DR	0.000	Chattanooga (AA)	0-0	0.00	3	0	0	0	0	5.0	4	1	0	0	6
								Albuquerque (AAA)	3-1	2.89	47	0	0	0	7	62.1	62	23	20	35	78
59	Escalona, Edgmer	R/R	6-5	205	10/06/86	Naiguata, VZ	1.152	Colorado Springs (AAA)	0-0	0.00	1	0	0	0	0	1.1	1	0	0	0	2
								COLORADO	1-4	5.67	37	0	0	0	0	46.0	52	32	29	14	34
39	Gausman, Kevin	L/R	6-3	190	01/06/91	Aurora, CO	0.071	Bowie (AA)	2-4	3.11	8	8	0	0	0	46.1	44	21	16	5	49
								Norfolk (AAA)	1-2	4.04	8	7	0	0	0	35.2	36	16	9	33	49
								BALTIMORE	3-5	5.66	20	5	0	0	0	47.2	51	30	13	49	49
50	Gonzalez, Miguel	R/R	6-1	168	05/27/84	Pacoima, CA	2.107	BALTIMORE	11-8	3.78	30	28	0	0	0	171.1	157	81	72	53	120
29	Hunter, Tommy	R/R	6-3	248	07/03/86	Arlington, TX	4.066	BALTIMORE	6-5	2.81	68	0	0	0	4	86.1	71	28	27	14	68
31	Jimenez, Ubaldo	R/R	6-5	210	01/22/84	Santo Domingo, DR	6.087	CLEVELAND	13-9	3.30	32	32	0	0	0	182.2	163	75	67	80	194
52	Johnson, Steve	R/R	6-1	220	08/31/87	Kingsville, MD	1.012	Gulf Coast (R)	0-0	0.00	1	1	0	0	0	2.0	0	0	0	1	3
								Aberdeen (A)	0-0	3.00	2	2	0	0	0	6.0	5	2	2	2	6
								Norfolk (AAA)	1-3	4.11	10	8	0	0	0	46.0	40	22	17	52	20
								BALTIMORE	2-1	7.47	9	1	0	0	0	15.2	14	13	13	20	13
17	Matusz, Brian	L/L	6-5	190	02/11/87	Paradise Valley, AZ	3.156	BALTIMORE	2-1	3.53	66	0	0	0	0	51.0	43	21	20	16	50
66	McFarland, T.J.	L/L	6-3	220	06/08/89	Orland Park, IL	1.000	BALTIMORE	4-1	4.22	38	1	0	0	0	84.0	83	37	35	28	58
25	Norris, Bud	R/R	6-0	195	03/02/85	Houston, TX	4.068	HOLISTON	6-9	3.93	21	21	0	0	0	126.0	135	62	55	43	90
								BALTIMORE	4-3	4.80	11	9	0	0	0	62.0	61	27	27	24	57
56	O'Day, Darren	R/R	6-4	220	10/22/82	Smyrna, GA	5.103	BALTIMORE	5-3	2.18	68	0	0	0	2	62.0	47	16	15	15	59
40	Pattor, Troy	S/L	6-1	185	09/03/85	Magnolia, TX	3.150	BALTIMORE	2-0	3.70	56	0	0	0	0	56.0	57	25	23	16	42
60	Stinson, Josh	R/R	6-4	215	03/14/88	Shreveport, LA	0.090	Frederick (A)	0-0	4.50	1	0	0	0	0	2.0	4	1	1	0	1
								Norfolk (AAA)	7-6	3.78	23	23	0	0	0	131.0	126	60	55	54	87
								BALTIMORE	0-0	3.18	11	1	0	0	0	17.0	10	7	6	3	12
30	Tillman, Chris	R/R	6-5	200	04/15/88	Fountain Valley, CA	2.113	BALTIMORE	16-7	3.71	33	33	1	0	0	206.1	184	87	86	68	179
58	Webb, Ryan	R/R	6-6	245	02/05/86	Cincinnati, OH	4.029	MIAMI	2-6	2.91	66	0	0	0	0	80.1	70	30	26	27	54
18	Yoon, Suk-min	R/R	6-0	180	07/24/86	Guri, South Korea	0.000	KIA (KBO)	3-6	4.00	30	11	1	0	0	87.2	91	41	39	28	76

#	CATCHERS (4)	B/T	HT	WT	Birthdate	Residence	M.L. Service	2013 CLUB	AVG	OBP	SLG	G	AB	R	H	2B	3B	HR	RBI	BB	K
45	Clevenger, Steve	L/R	5-10	210	04/05/86	Brooklyn, MD	1.129	Iowa (AAA)	.327	.426	.596	15	52	14	17	5	0	3	11	9	7
								CHICAGO-NL	.125	.222	.125	8	8	1	1	0	0	0	0	1	3
								Gulf Coast (R)	.231	.214	.231	4	13	0	3	0	0	0	1	0	3
								Aberdeen (A)	.389	.450	.389	5	18	4	7	0	0	0	1	2	0
								Norfolk (AAA)	.324	.402	.437	20	71	12	23	2	0	2	11	10	9
								BALTIMORE	.267	.267	.333	4	15	1	4	1	0	0	2	0	2
48	Monell, Johnny	L/R	6-0	210	03/27/86	Margate, NJ	0.027	Fresno (AAA)	.275	.364	.494	121	415	71	114	27	2	20	64	59	105
								SAN FRANCISCO	.125	.222	.125	8	8	2	1	0	0	0	1	0	3
64	Ohlman, Michael	R/R	6-5	215	12/14/90	Bradenton, FL	0.000	Frederick (A)	.313	.410	.524	100	361	61	113	29	4	13	53	56	93
32	Weiers, Matt	S/R	6-5	230	05/21/86	Sarasota, FL	4.129	BALTIMORE	.235	.287	.417	148	523	59	123	29	0	22	79	43	104

#	INFELDERS (7)	B/T	HT	WT	Birthdate	Residence	M.L. Service	2013 CLUB	AVG	OBP	SLG	G	AB	R	H	2B	3B	HR	RBI	BB	K
67	Amarzar, Michael	R/R	6-3	190	12/02/90	Santo Domingo, DR	0.000	Portland (AA)	.288	.328	.432	131	507	67	136	29	3	16	81	42	100
19	Davis, Chris	R/R	6-3	232	03/17/86	Dallas, TX	4.061	BALTIMORE	.286	.370	.634	160	584	103	167	42	1	53	138	72	199
3	Fleaherty, Ryan	L/R	6-3	220	07/27/86	Portland, ME	2.000	Delmarva (A)	.250	.250	.375	2	8	1	2	1	0	0	1	0	3
								Frederick (A)	.286	.286	.714	2	7	1	2	0	0	1	2	0	3
								Norfolk (AAA)	.265	.286	.471	8	34	4	9	1	0	2	5	1	8
								BALTIMORE	.224	.293	.390	85	246	28	55	11	0	10	27	19	62
2	Hardy, J.J.	R/R	6-1	200	08/19/82	Tempe, AZ	8.164	BALTIMORE	.263	.306	.433	159	601	66	158	27	0	25	76	38	73
13	Machado, Manny	R/R	6-3	185	07/06/92	Hialeah, FL	1.056	BALTIMORE	.283	.314	.432	156	667	88	189	51	3	14	71	29	113
6	Schoop, Jonathan	R/R	6-1	195	10/16/91	Williamslad, Curacao	0.027	Gulf Coast (R)	.360	.469	.800	8	25	9	9	2	0	3	9	6	6
								Aberdeen (A)	.571	.601	1.071	3	14	3	8	1	0	2	9	1	1
								Norfolk (AAA)	.256	.301	.396	70	270	30	69	11	0	9	34	13	55
								BALTIMORE	.286	.333	.500	5	14	5	4	0	0	1	1	1	2
1	Weeks, Jemile	S/R	5-9	170	01/26/87	Orlando, FL	1.142	Sacramento (AAA)	.271	.376	.369	130	520	96	141	19	10	4	40	80	99
								OAKLAND	.111	.111	.111	8	9	3	1	0	0	0	0	0	5

#	OUTFIELDERS (8)	B/T	HT	WT	Birthdate	Residence	M.L. Service	2013 CLUB	AVG	OBP	SLG	G	AB	R	H	2B	3B	HR	RBI	BB
23	Cruz, Nelson	R/R	6-2	230	07/01/80	Las Matas de Santa Cruz, DR	6.082	TEXAS	.266	.327	.506	109	413	49	110	18	0	27	76	35
10	Jones, Adam	R/R	6-2	215	08/01/85	San Diego, CA	6.139	BALTIMORE	.285	.310	.493	160	653	100	186	35	1	33	108	25
9	Lough, David	L/L	5-10	175	01/20/86	Clinton, OH	0.169	Omaha (AAA)	.338	.391	.474	37	154	29	52	6	3	3	17	11
								KANSAS CITY	.286	.311	.413	96	315	35	90	17	4	5	33	10
21	Markakis, Nick	L/L	6-2	200	11/17/83	Monkton, MD	8.000	BALTIMORE	.271	.329	.356	160	634	89	172	24	0	10	59	55
28	Pearce, Steve	R/R	5-11	200	04/13/83	Lakeland, FL	4.116	Gulf Coast (R)	.400	.400	.400	2	5	0	2	0	0	0	1	0
								Frederick (A)	.167	.167	.167	2	6	0	0	0	0	0	0	1
								BALTIMORE	.261	.362	.420	44	119	14	31	7	0	4	13	15
62	Peguero, Francisco	R/R	6-0	190	06/01/88	Nigua, DR	0.087	AZL Giants (R)	.308	.308	.500	6	26	5	8	0	1	1	7	0
								Fresno (AAA)	.316	.354	.408	70	272	38	86	12	2	3	30	13
14	Reimold, Nolan	R/R	6-4	205	10/12/83	Greenville, PA	4.004	SAN FRANCISCO	.207	.235	.345	18	29	4	6	1	0	1	1	4
								Bowie (AA)	.196	.255	.304	12	46	3	9	0	1	5	4	13
51	Unzueta, Henry	L/R	6-5	200	02/13/87	Port Au Prince, Haiti	0.070	BALTIMORE	.195	.250	.336	40	128	17	25	3	0	5	12	10
								Bowie (AA)	.365	.450	.520	300	333	16	0	7	37	24	36	15
								Norfolk (AAA)	.316	.358	.434	29	114	16	36	5	1	2	3	8
								BALTIMORE	.276	.276	.310	24	58	5	16	0	1	0	2	0


2014 BALTIMORE ORIOLES SPRING TRAINING INVITEES

#	PITCHERS (10)	B/T	HT	WT	Birthdate	Residence	ML Service	2013 CLUB	W-L	ERA	G	GS	CG	SHO	SV	IP	H	R	ER	BB	K
91	Acoves, Alfredo	R/R	6-2	205	12/08/82	Sonora, MX	4,039	GCL Red Sox (R)	0-0	0.00	2	0	0	0	0	2.1	0	0	0	1	1
								Pawtucket (AAA)	4-2	4.25	8	0	0	0	0	48.2	48	25	23	17	39
78	Addison, Nick	R/L	6-4	220	12/16/87	Davie, FL	0.000	Boston	4-1	4.86	11	6	0	0	0	37.0	42	21	20	22	24
79	Alderson, Tim	R/R	6-6	220	11/03/88	Phoenix, AZ	0.000	Altoona (AA)	9-7	4.10	24	21	1	1	0	131.2	117	63	60	38	117
								Indianapolis (AAA)	1-0	1.32	7	0	0	0	2	13.2	4	3	2	2	17
								Norfolk (AAA)	3-1	2.79	22	0	0	0	0	42.0	40	16	13	10	38
								Richmond (AA)	1-2	6.27	15	1	0	0	0	33.0	39	23	23	10	26
70	Castillo, Fabio	R/R	6-3	195	02/19/89	La Romana, DR	0.000	Fresno (AAA)	2-2	3.34	14	2	0	0	0	32.1	25	15	12	17	44
								Bowie (AA)	4-5	6.47	23	5	0	0	0	57.0	75	44	41	26	51
80	Gamboa, Eddie	R/R	6-1	200	12/21/84	Rocklin, CA	0.000	Norfolk (AAA)	4-6	3.64	16	9	1	0	0	99.0	82	49	40	31	79
								Portland (AA)	2-5	6.23	9	9	1	0	0	43.1	41	35	30	28	35
71	Huntzinger, Brock	R/R	6-3	200	07/02/88	Anderson, IN	0.000	Pawtucket (AAA)	3-0	2.42	25	0	0	0	13	31.0	24	12	8	16	25
47	Meek, Evan	R/L	6-0	225	05/12/83	Bothell, WA	3,072	Round Rock (AAA)	2-2	1.43	24	0	0	0	0	37.2	27	10	6	12	37
74	Rodriguez, Eduardo	L/L	6-2	200	04/07/83	Valencia, VZ	0.000	Fredrick (A)	6-4	2.85	33	15	0	0	4	108.0	115	62	54	46	80
								Bowie (AA)	4-3	4.22	11	11	1	0	0	59.2	78	36	27	25	66
57	Santana, Johan	L/L	6-0	210	03/13/79	Tonaw, VZ	13,122	INJURED - DID NOT PITCH													
73	Wright, Mike	R/R	6-6	215	01/03/90	Laurel Hill, NC	0.000	Bowie (AA)	11-3	3.26	26	26	1	0	0	143.2	152	65	52	39	136
								Norfolk (AAA)	0-0	0.00	1	1	0	0	0	6.2	6	0	0	0	2
#	CATCHERS (2)	B/T	HT	WT	Birthdate	Residence	ML Service	2013 CLUB	AVG	OBP	SLG	G	AB	R	H	2B	3B	HR	RBI	BB	K
63	Joseph, Caleb	R/R	6-3	180	08/18/86	Franklin, TN	0.000	Bowie (AA)	.299	.346	.494	135	518	74	155	31	2	22	97	39	92
81	Ward, Brian	R/R	5-11	210	10/17/85	Huntington Beach, CA	0.000	Bowie (AA)	.260	.345	.357	49	154	24	40	9	0	2	23	16	28
								Norfolk (AAA)	.000	.000	.000	1	0	0	0	0	0	0	0	0	0
#	INF/OF (9)	B/T	HT	WT	Birthdate	Residence	ML Service	2013 CLUB	AVG	OBP	SLG	G	AB	R	H	2B	3B	HR	RBI	BB	K
34	Berry, Quintin	L/L	6-0	175	11/21/84	San Diego, CA	0.163	Toledo (AAA)	.168	.278	.234	49	167	16	28	8	0	1	15	23	45
								Omaha (AA)	.222	.343	.292	48	144	18	32	2	1	2	16	26	34
								Pawtucket (AAA)	.125	.300	.125	3	8	1	0	0	0	0	1	2	2
41	Borbon, Julio	L/L	6-0	195	02/20/86	Mableton, GA	2.105	Boston	.625	.667	1.000	13	8	5	5	0	0	1	4	1	0
								Texas	.000	.000	.000	1	1	1	0	0	0	0	0	0	0
								Iowa (AAA)	.260	.360	.329	24	73	10	21	5	0	0	1	12	15
								CHICAGO (NL)	.202	.284	.279	72	104	10	19	3	1	1	3	12	22
12	Castilla, Alexi	S/R	5-9	170	07/20/84	San Cristobal, DR	6.038	BALTIMORE	.214	.288	.295	62	112	35	24	4	1	1	10	9	20
69	De Jesus, Ivan, Jr.	R/R	5-11	195	05/01/87	Vega Alta, PR	0.147	Indianapolis (AAA)	.319	.380	.457	103	304	36	97	27	3	3	32	29	65
36	Gonzalez, Alex	R/R	6-1	210	02/15/77	Aragua, VZ	14.099	MILWAUKEE	.177	.203	.230	41	113	14	20	3	0	1	8	3	26
68	Marrero, Chris	R/R	6-3	210	07/02/88	Hialeah Gardens, FL	0.134	Syracuse (AAA)	.270	.331	.402	111	408	48	110	17	2	11	59	36	67
								WASHINGTON	.125	.125	.125	8	16	0	2	0	0	0	1	0	4
38	Paul, Xavier	L/R	6-0	195	02/25/85	Slideil, LA	3.119	CINCINNATI	.244	.339	.402	97	209	24	51	12	0	7	32	27	53
72	Phelps, Cord	S/R	6-2	200	01/23/87	Stanford, CA	0.135	Columbus (AAA)	.267	.333	.443	65	255	29	68	16	1	9	46	27	49
								CLEVELAND	.000	.000	.000	4	9	0	0	0	0	0	0	0	2
27	Young, Delmon	R/R	6-3	240	09/14/85	Camarillo, CA	7.028	Clearwater (A)	.462	.429	.538	3	13	1	6	1	0	0	1	0	3
								Lehigh Valley (AAA)	.294	.294	.353	4	17	2	5	1	0	0	1	0	4
								PHILADELPHIA	.261	.302	.397	80	272	22	71	13	0	8	31	14	69
								Montgomery (AA)	.233	.258	.333	7	30	4	7	0	0	1	3	1	7
								TAMPA BAY	.258	.329	.452	23	62	8	16	3	0	3	7	6	9



J.J. HARDY

2013 GOLD GLOVE AND
SILVER SLUGGER AWARD WINNER



2013 *in* REVIEW



OVERALL: The Orioles finished 85-77, 12 games out in the AL East and in a tie for third place with the New York Yankees...The Birds finished 6.5 games out of the Wild Card...The Orioles posted consecutive winning seasons for the first time since 1996-97.

THANK YOU FANS!: The Orioles drew 2,357,101 fans in 2013, marking the first time since 2005 (2,624,740) the Birds drew over 2.3 million fans.

POSTSEASON ACCOLADES: **Chris Davis** finished third to **Miguel Cabrera** and **Mike Trout** in the BBWAAAL Most Valuable Player Award voting and second in the *Sporting News*' Player of the Year voting.

AS GOOD AS GOLD: The Orioles had six finalists for the Rawlings Gold Glove Award: **Chris Davis**, **J.J. Hardy**, **Adam Jones**, **Manny Machado**, **Nick Markakis** and **Matt Wieters**, the most of any club...Hardy won his second Gold Glove (also 2012), while Jones won his third (also 2009 and 2012) and Machado claimed his first...Machado also claimed his first Platinum Glove Award as the best defender in the American League...The three winners pushed the Orioles (67) past the Yankees (65) for most by an AL club all-time (the Cardinals lead the majors with 78 all-time winners)...The Birds are the first AL team since the 2002-03 Mariners to win at least three Gold Gloves in consecutive seasons and Jones and Hardy became the first set of AL teammates to win in back-to-back years since Adrian Beltre and Ichiro Suzuki for the Mariners in 2007-08...2013 was the 19th time the Orioles had multiple Gold Glove winners in the same season...Machado is the 17th Oriole to win a Gold Glove since its creation in 1957.

SILVER SLUGGERS: The Orioles led the majors with three Silver Slugger Award winners as **Chris Davis**, **J.J. Hardy** and **Adam Jones** each received their first awards...The three winners were the most in a single season in Orioles history and the first since **DH Aubrey Huff** in 2008...Jones is the first Orioles outfielder to claim a Silver Slugger Award, while Hardy is the third shortstop (**Cal Ripken, Jr.** eight times and **Miguel Tejada** twice) and Davis is the third first baseman (**Eddie Murray** twice and **Rafael Palmeiro** once)...The Orioles have now had 11 players win Silver Sluggers (20 total awards) since the award began in 1980.

PRECIOUS METALS: **Adam Jones** and **J.J. Hardy** were two of four players in the majors to win Gold Gloves and Silver Slugger Awards in 2013, joining Arizona's Paul Goldschmidt and St. Louis' Yadier Molina.

AWARDS: **Chris Davis** was named the 2013 Most Valuable Oriole...Davis was named AL Player of the Month for April after batting .348/.442/.728 with eight doubles, nine home runs, 19 runs, 16 walks and 28 RBI in 27 games...Davis was the first Oriole to be named AL Player of the Month since **Melvin Mora** in August 2008...Davis was named American League Player of the Week for April 1-7...It was his second AL POW Award and second in as many weeks as he shared the honor with **Justin Verlander** in the final week of the 2012 season (September 24-30, 2012)...The last Oriole to win consecutive POW awards was Hall of Famer **Eddie Murray** (weeks of September 13 and 20, 1981)...Davis batted .455 (10-for-22) with three doubles, four home runs, 17 RBI and five runs scored in six games.

AND THE NOMINEES ARE...: **Adam Jones** was the Orioles' nominee for the Roberto Clemente Award...**Chris Davis** was the Orioles' nominee for the Hank Aaron Award...**Nate McLouth** was named the Orioles' winner of the Heart and Hustle Award, presented by the Major League Baseball Players Alumni Association.

ALL-STAR GAME REVIEW: The Orioles sent five players to the All-Star Game in New York City as **Chris Davis**, **J.J. Hardy** and **Adam Jones** were elected as starters by the fans, **Manny Machado** was selected by the players vote and **Chris Tillman** was added to the team by manager Jim Leyland...Davis and Jones recorded base hits, Hardy drove in a run and Machado made a highlight-reel play defensively...Tillman did not pitch in the game...It was the third time in Orioles history that three Orioles started the game (also 1997 and 1971)...The last time as many as five Orioles were named to the team was 1997, when six made the squad...Davis became the first Oriole to be the leading overall vote-getter since **Cal Ripken Jr.** in 1992 and 1995...Double-A Bowie OF **Henry Urrutia**, Single-A Frederick LHP **Eduardo Rodriguez** and INF **Christian Walker** represented the Orioles organization in the 2013 All-Star Futures Game.



THE GREATEST OF ALL TIME: The Orioles' 119 errorless games set a major league record, surpassing the 2008 Houston Astros (113 in 161 games) for most errorless games in a season since 1900...The Birds made 54 errors, setting a major league record for fewest errors in a 162-game season (previous record was 65 by the 2003 Seattle Mariners)...The Orioles led the majors with a .991 fielding percentage, setting a major league record for highest fielding percentage in baseball history, topping the 2007 Rockies' .989 mark...The Orioles were the first team in MLB history to post 100 errorless games by the end of August (they had 101)...The O's previous season-low for team errors was 104 in 1998.

THE BOMB SQUAD: The Orioles led the majors with 212 home runs, 24 more than second place Seattle Mariners...The O's were one of seven teams (also Boston, Detroit, Atlanta, Milwaukee, Cleveland and Seattle) to have eight or more players hit 10+ homers...The Orioles had four players hit 20+ homers, which was tied for the fourth-most behind Atlanta (six players), Washington (five) and Toronto (five)...**Chris Davis** (53) and **Adam Jones** (33) were the only teammates in the majors to each have 30+ homers (seven teams did it in 2012 including the Orioles with Davis and Jones)...It was the seventh time in Orioles history (second time for Jones and Davis) that two players hit 30+ homers in the same season, joining **J.J. Hardy/Mark Reynolds** (2011), **Brady Anderson/Rafael Palmeiro** (1996), **Eddie Murray/Larry Sheets** (1987) and **Boog Powell/Frank Robinson** (1966 and 1969).

CHARM CITY CRUSHERS: The Orioles' 115 home runs at Oriole Park were the third-most in club history behind the 127 in 2012 and 121 in 1996...The 115 homers at home led the majors by 13 over the Chicago Cubs (102)...The 232 home runs at Oriole Park in 2013 set a club record, passing the 229 longballs hit in 1996.

FABULOUS FIRST HALF: The Orioles were the third team ever to have four players with at least 105 hits at the All-Star break (All-Star Games began in 1933), joining the 1954 Cardinals (Red Schoendienst 119, Wally Moon 114, Ray Jablonski 109 and Stan Musial 107) and the 1969 Reds (Bobby Tolan 125, Tony Perez 122, Lee May 112 and Pete Rose 111)...For the Orioles, **Manny Machado** had 128 hits, **Adam Jones** had 117, **Nick Markakis** had 108 and **Chris Davis** had 108...The Birds won 52 games before the break, marking the first time they won 50 or more before the break since 1997 (55-30)...The Orioles hit 132 home runs before the All-Star break, the second-most in franchise history before the break, just two behind the 1996 club.

BIG FLOCK: The Orioles used 54 players in 2013, tying the 1955 Orioles for the most different players in a season in club history...The Birds made 176 roster moves in 2013 after making 178 in 2012...24 players made their Orioles debut this year, while six Orioles (**Mike Belfiore**, **Zach Clark**, **Kevin Gausman**, **T.J. McFarland**, **Jonathan Schoop** and **Henry Urrutia**) made their MLB debuts.

TRIPLE PLAY: The Orioles hit into a triple play in the eighth inning April 12 at New York...Every Yankees infielder touched the ball as the scoring went 4-6-5-6-5-3-4...It was the first time in nearly 28 years that a team turned a triple play with each infielder getting a putout or assist (last was August 8, 1985 by the Cubs)...It was the 17th time in Orioles history that they hit into a triple play.

DYNAMIC DUO: **Chris Davis** and **Adam Jones** recorded the 16th and 17th seasons in club history with at least 30 doubles and 30 homers...It is the second time Jones accomplished the feat as he had 39 doubles and 32 homers in 2012...In addition to Jones, only **Eddie Murray** (four times) and **Rafael Palmeiro** (three) have done it more than once for the Orioles...Davis became the first Oriole to hit 40 doubles and 40 homers in a single season.

TERRIFIC TRIO: **Matt Wieters**, **J.J. Hardy** and **Adam Jones** each hit 20 or more homers for the third straight season, making the Orioles the only team since 1921 to have a catcher, shortstop and centerfielder (based on primary position) each hit 20+ homers in three straight seasons.



SELECT COMPANY: Adam Jones hit 30 homers, scored 100 runs and drove in 100 runs in the same season for the first time in his career, becoming the eighth Oriole to accomplish the feat... Jones (33/100/108) and **Chris Davis** (53/103/138) are just the second pair of Orioles teammates to do it in the same season, joining **Brady Anderson** (50/117/110) and **Rafael Palmeiro** (39/110/142) in 1996... The other Birds to go 30/100/100 are **Eddie Murray** (1980, 1983, 1985), **Frank Robinson** (1966 and 1969), **Albert Belle** (1999) and **Miguel Tejada** (2004)... Jones' 33 home runs and 108 RBI were career-highs and his 186 hits tied his career-high, set in 2012... Jones became the sixth Oriole with 180+ hits in back-to-back seasons, which ties for the fourth-longest streak of 180+ hit seasons in club history behind **Nick Markakis** (five from 2007-11), **Cal Ripken, Jr.** (three from 1983-85) and **Tejada** (three from 2004-06)... Jones is the fourth outfielder in Orioles history with 30 doubles, 30 homers and 100 RBI in a season, joining **Frank Robinson** (34/49/122 in 1966), **Brady Anderson** (37/50/110 in 1996) and **Albert Belle** (36/37/117 in 1999)... Jones hit .348 (77-221) in 55 day games, the second-best average in club history among players with 175 at-bats in day games, trailing only **Melvin Mora's** .373 (75-201) mark in 2004... Jones' 16 homers in 55 day games are tied for the fifth-most in Orioles' history (Chris Davis led the 2013 club and tied for second on the club's all-time list with 18), trailing **Gus Triandos'** 23 homers in 100 day games in 1958.

TRAFFIC ON EUTAW STREET: There were 11 home runs that landed on Eutaw Street in 2013, with eight hit by opponents and three hit by Orioles (two by **Chris Davis**, one by **Ryan Flaherty**)... The 11 homers set a stadium record for most in a season (previous record was nine in 2012)... There have been 77 Eutaw Street homers all-time, with 46 hit by opponents and 31 by Orioles.

SHOWING SOME POP: The Orioles recorded 212 homers and 298 doubles, marking the second consecutive season they hit 200 or more of each... Prior to 2012, the Birds had done that only three times in franchise history: 1999 (203 homers and 299 doubles), 1998 (214 homers and 303 doubles) and 1996 (257 homers and 299 doubles).

A GROUP OF GRINDERS: The Orioles had seven players (**Chris Davis**, **J.J. Hardy**, **Adam Jones**, **Manny Machado**, **Nick Markakis**, **Nate McLouth** and **Matt Wieters**) appear in 146 or more games this year, the most in the majors this year (the Reds had six) and the most by an Orioles squad since the 1975 club also had seven (**Don Baylor**, **Mark Belanger**, **Paul Blair**, **Bobby Grich**, **Lee May**, **Brooks Robinson** and **Ken Singleton**).

THE SAVE-OR: **Jim Johnson** led the AL and tied for the ML lead with 50 saves, becoming the first AL pitcher to record consecutive 50-save seasons (he had 51 in 2012)... He became the first Oriole to post two 40-save seasons and became the 21st pitcher in MLB history to record consecutive 40+ save seasons... Johnson has 101 saves over the last two seasons, becoming the third pitcher in MLB history to record as many as 101 saves over a two season span, joining **Eric Gagne** (107) and **Francisco Rodriguez** (102)... He is the second pitcher in baseball history to record consecutive seasons with 50 or more saves, joining **Gagne**, who had 52 in 2002 and 55 in 2003... Johnson converted a franchise record 35 consecutive saves from July 27, 2012-May 14, 2013... The streak topped **Randy Myers'** record of 34 (from May 6-September 27, 1997)... Johnson now has two of the three longest streaks of successful save conversions in club history: the 35-game streak and a 25-game streak from August 14, 2011 through June 2, 2012.

SEVENTH HEAVEN: The Orioles won a franchise-record 109 consecutive regular season games when leading after seven innings from August 8, 2011-May 17, 2013... It was the second-longest streak for any club during the expansion era (since 1961), trailing just the 1998-99 Yankees (116).

ROSTER MOVES: The Orioles made 176 roster moves in 2013... The Birds optioned 40 players, recalled 38, reinstated 17, placed 16 on the 15-day disabled list, designated 14 players for assignment and selected the contracts of 14 players... The Orioles acquired seven players in trades and lost six in trades... They outrighted six players, placed five on the 60-day disabled list, waived three players, added three to the active roster after trades, waived two players, placed two on paternity leave, placed one on the restricted list, released one player and allowed another to become a free agent... The O's made 178 roster moves in 2012.



CLOSE CALLS: In 2013, 85 percent (137 of 162) of the Orioles games were decided by four or fewer runs (the most in the majors)... 19 of the Orioles' last 22 games and 22 of their last 26 were decided by two runs or fewer, with the team posting 9-10 and 10-12 records in those games... The O's were 20-31 in one-run games, 20-11 in two-run games, 19-10 in three-run games and 12-14 in games decided by four runs.

SPREADING THE WEALTH: The Orioles saw 19 different pitchers record a win in 2013, joining the 2001 and 2012 clubs for the second-most in club history behind the 2011 club that had 20 pitchers win a game.

DUCKS ON THE POND: The Orioles had 31 games where they did not record a hit with runners in scoring position and 41 more where they recorded just one hit with RISP... The Birds won eight of the 31 games without a hit with RISP, including four against the Yankees... The Birds won 13 of the 41 games in which they had one hit with RISP.

WALK IT OFF: The Orioles recorded six walk-off wins in 2013, with three of them coming on home runs... **Matt Wieters** hit a walk-off homer in the 10th inning April 18 against Tampa Bay off **Brandon Gomes**, **Nate McLouth** beat the Yankees with a walk-off homer May 21 off **Vidal Nuno** and **Chris Dickerson** beat the Tigers with a two-out walk-off homer off **Jose Valverde**... Dickerson's blast was the first Orioles walk-off homer when trailing with two outs in the 9th inning since **Chris Hoiles'** grand slam on May 17, 1996 against Seattle (the Birds were down three at the time).

WORKING OVERTIME: The September 20 game at Tampa Bay was the longest by time (6:54) in franchise history (previous record of 6:15 was set on July 2, 2004 at Philadelphia)... It was the sixth

time in club history the Orioles have played at least 18 innings (most recently September 18, 2012, a 4-2 win at Seattle)... The most recent 18-inning O's game prior to that contest was played in 1969... The Orioles threw 292 pitches in the game, while the Rays threw 301... The Orioles (10) and Rays (11) combined to use an MLB-record 21 pitchers in the game... The 1974 Orioles used 11 pitchers the entire season when they won the pennant.

PLAYER DEVELOPMENT AWARDS: The Orioles Player Development department named OF **Henry Urrutia** the Brooks Robinson Minor League Player of the Year and RHP **Mike Wright** won the Jim Palmer Prize as Minor League Pitcher of the Year... Urrutia hit a combined .347/.406/.506 with 31 extra-base hits, 50 RBI and 49 runs scored in 81 total games with Double-A Bowie (.365/.433/.550 in 52 games) and Triple-A Norfolk (.316/.358/.430 in 29 games) and was selected to the MLB Sirius XM All-Star Futures Game in New York... He was also named to the Eastern League All-Star team and made his major league debut on July 20 at Texas... Wright went 11-3 with a 3.26 ERA in 143.2 innings pitched for Double-A Bowie... He made one start for Triple-A Norfolk to end the year, tossing 6.2 scoreless innings... Wright earned the win in this year's Eastern League All-Star Game as the game's starter... He finished the season among the Eastern League leaders in ERA (T-1st - 3.26), wins (T-2nd - 11) and K/9 ratio (5th - 8.52)... Wright was among the organizational season leaders in wins (T-1st - 11), strikeouts (2nd - 138) and ERA (3rd - 3.11)... INF **Anthony Caronia** was named the winner of the Elrod Hendricks Minor League Community Service Award for his outstanding dedication to the community while spending most of his season with the Delmarva Shorebirds... Caronia made numerous appearances at Little League games and summer camps, easily interacting with staff and kids... Bowie manager **Gary Kendall** was named winner of the Cal Ripken Sr. Player Development Award, presented to a minor league staff member who exemplifies the qualities of the late Oriole who is regarded as the architect of "The Oriole Way"... Kendall finished his 14th season with the Orioles and his third year managing at Double-A... Kendall was also selected to manage in the Arizona Fall League and has been a coach or instructor for 13 years at the Orioles' Fall Instructional League, and has served as a coach at Major League Spring Training for the past 10 years... Area Scout **Dave Jennings** received the Jim Russo Scout of the Year Award... Jennings has been an Orioles scout for 13 years and some of his signees include first-rounders **Kevin Gausman**, **Matt Wieters**, **Nick Markakis** and **Adam Loewen**... The Carolina League named Frederick Athletic Trainer **Pat Wesley** the league's Athletic Trainer of the Year.



Baltimore ORIOLES

WITH THE 22ND PICK: The Orioles selected RHP **Hunter Harvey** of Bandys (NC) High School with their first selection of the 2013 First Year Player Draft, the 22nd overall pick of the draft...The Orioles also selected OF **Josh Hart** at #37 overall from Parkview (GA) HS and CA **Chance Sisco** at #61 overall from Santiago (CA) HS... Harvey is the son of former major leaguer **Bryan Harvey**, a nine-year major league veteran who collected 177 saves for the Angels and Marlins from 1987-95 and made two MLB All-Star Teams (1991 and 93)...Harvey is the third consecutive right-handed pitcher taken by the Orioles in the first round, following **Dylan Bundy** (2011, also a high school selection) and **Kevin Gausman** (2012, LSU)...It is the first time the Orioles selected high school players with each of their first three selections since 1998.

SPRING TRAINING REPORT: In their fourth season in Sarasota, the Orioles drew a franchise and Sarasota spring training attendance record 120,455 fans for 17 home games (average of 7,086)...The old record was the 115,506 fans in 16 dates in 2011...The Orioles sold out nine of their 17 home games...The 7,086 average was the third-highest average in club history...The Birds went 19-9-4 during the exhibition schedule, including a 10-4-3 record at Ed Smith Stadium...The 19 wins tied for the second-most wins in a spring for the Birds (also 1969), one win behind the 20 spring wins by the 2002 Orioles.

ORIOLE ADVOCATES

The Oriole Advocates, Inc is a unique non-profit organization, dedicated to promoting and stimulating interest in the game of baseball at both the amateur and professional levels. Founded in July of 1960, the Advocates are in their 53rd year of "Promoting and Stimulating Interest in Baseball." Membership comprises some 75 men and women, drawn from a broad cross-section in the Baltimore area.

Through the years, the Advocates have made substantial financial donations to worthy causes, primarily to baseball-oriented youth organizations; have played a key role in the restoration of Babe Ruth's birthplace at 216 Emory Street and its conversion in the Babe Ruth/Orioles Museum; and established the Orioles Hall of Fame in 1977.

The organization has also served as an essential right arm to the Orioles Public Relations, Community Relations and Marketing Departments. In that connection, the Advocates initiated the popular Junior Orioles program (now the Dugout Club) back in 1963 and administered it for 25 years. Membership rose from 75 youngsters the first year to a record 20,000 in 1977. The Oriole Advocates don't get paid for anything they do, instead serving as volunteers that constantly demonstrate the importance of competence and dedication whenever there is a job to be done.

2014 Oriole Advocates officers: President - Carol Avery...First Vice President - Richard Young...Second VP - Tom Cummings...Treasurer - Rich Barhart...Secretary - Bob Brandenburger...Board Members at Large - Arlene Grimes, Jill Davis, and Larry Miles...Immediate Past President - Bill Moon

ORIOLES DESIGNATED HITTERS

The Baltimore Orioles Designated Hitters were established in the fall of 1979 as a volunteer sales force and designed primarily to keep baseball in Baltimore by increasing season ticket sales. The Designated Hitters (DHs) became an instrumental part of the Orioles' organizational drive to put fans in the stands. Today, DHs work within the regional corporate community as well as small businesses, non-profit organizations, schools, local government and individual customers to sell them on the Orioles. The DH staff members participate out of passion for their hometown team and represent the Orioles as a strong volunteer sales support staff dedicated to the continuing success of the Orioles' organization. For more information about the DHs, call 410-547-6071 or e-mail dh@orioles.com.

2013 in REVIEW



ORIOLES DAY-BY-DAY RECORD 2013

G	Date	Opp.	H/R	D/N	W-L	Score	Winning Pitcher	Losing Pitcher	Save	Rec.	Pos.	GA	GB	Att.	
1	04/02	@TB	R-D	W	7-4		HAMMEL-s (1-0)	McGeer (0-1)	JOHNSON (1)	1-0	T1	00	0.0	*34,078	
2	04/03	@TB	R-N	L	7-8		Rodney-r (1-0)	HUNTER-r (0-1)	-	1-1	T2	-1.0	15,599		
3	04/04	@TB	R-D	W	6-3		GONZALEZ-s (1-0)	Hernandez-s (0-1)	JOHNSON (2)	2-1	T1	00	0.0	17,491	
4	04/05	vs. MIN	H-D	W	9-5		AYALA-r (1-0)	Fien-r (0-1)	JOHNSON (3)	3-1	T1	00	0.0	*46,653	
5	04/06	vs. MIN	H-N	L	5-6		Roenicke-r (1-0)	JOHNSON-r (0-1)	Perkins (1)	3-2	T1	00	0.0	40,704	
6	04/07	vs. MIN	H-D	L	3-4		Swazak-r (1-0)	HAMMEL-s (1-1)	Perkins (2)	3-3	T2	-1.0	34,431		
7	04/08	@BOS	R-D	L	1-3		Buchholz-s (2-0)	CHEN-s (0-1)	Hanrahan (3)	3-4	T2	-2.0	*37,008		
8	04/09	OFF DAY													
9	04/10	@BOS	R-N	W	8-5		O'DAY-r (1-0)	Hanrahan-r (0-1)	JOHNSON (3)	4-4	T2	-1.0	30,862		
10	04/11	@BOS	R-N	W	3-2		MATUSEZ-r (1-0)	Moransen-r (0-1)	JOHNSON (4)	5-4	T1	00	0.0	27,704	
11	04/12	@NYY	R-N	L	2-5		Sabatina-s (2-1)	GONZALEZ-s (1-1)	Rivera (2)	5-5	3	-0.5	35,033		
12	04/13	@NYY	R-D	W	5-3		HAMMEL-s (2-1)	Hughes-s (0-2)	JOHNSON (5)	6-5	2	-0.5	41,851		
13	04/14	@NYY	R-N	L	0-3		Kuroda-c (2-1)	CHEN-s (0-2)	-	6-6	3	-1.5	34,154		
14	04/15	OFF DAY													
15	04/16	vs. TB	H-N	W	5-4		ARRIETA-s (1-0)	Hernandez-s (0-3)	JOHNSON (6)	7-6	3	-2.0	14,670		
16	04/17	vs. TB	H-N	L	2-6		Moore-s (3-0)	TILLMAN-s (0-1)	-	7-7	3	-3.0	13,591		
17	04/18	vs. TB	H-N	W	10-6 (10)		PATTON-r (1-0)	Wright-r (0-1)	-	8-7	3	-3.0	13,986		
POSTPONED BY RAIN: MADE UP AS PART OF A DAY-NIGHT DOUBLEHEADER ON APRIL 20															
18	04/19	vs. LAD	H-D	W	7-5		O'DAY-r (2-0)	Rodriguez-r (0-1)	JOHNSON (7)	9-7	3	-3.0	26,811		
19	04/20	vs. LAD	H-N	W	6-1		CHEN-s (1-2)	Beckett-s (0-3)	HUNTER (1)	10-7	3	-2.5	*45,248		
20	04/21	vs. LAD	H-D	L	4-7		Howell-r (1-0)	ARRIETA-s (1-1)	League (5)	10-8	3	-2.0	41,265		
21	04/22	vs. TOR	H-N	W	2-1		JOHNSON-r (1-1)	Lou-p (1-2)	-	11-8	2	-2.0	11,168		
22	04/23	vs. TOR	H-N	W	4-3		GONZALEZ-s (2-1)	Dickey-s (2-3)	JOHNSON (8)	12-8	2	-1.0	13,272		
23	04/24	vs. TOR	H-D	L	5-6 (11)		Roenicke-r (1-1)	JOHNSON-r (1-2)	Janssen (6)	12-9	2	-2.0	14,981		
24	04/25	@OAK	R-N	W	10-6		HAMMEL-s (3-1)	Parker-s (0-4)	-	13-9	2	-2.0	11,220		
25	04/26	@OAK	R-N	W	3-0		TILLMAN-s (2-2)	Milone-s (3-2)	JOHNSON (9)	14-9	2	-2.0	16,944		
26	04/27	@OAK	R-D	W	7-3		CHEN-s (1-1)	Griffin-s (2-2)	JOHNSON (10)	15-9	2	-2.0	31,292		
27	04/28	@OAK	R-D	L	8-9 (10)		Blavins-r (1-0)	STROP-r (0-1)	-	15-10	3	-3.0	27,475		
28	04/29	@SEA	R-N	L	2-6		Saunders-c (2-3)	BRITTON-s (0-1)	-	15-11	3	-3.5	9,818		
29	04/30	@SEA	R-N	W	7-2		HAMMEL-s (4-1)	Mauer-s (2-4)	-	16-11	3	-2.5	13,629		
APRIL RECORD: 16-11 AVG: .265 (246-928) HR: 32 R/G: 5.11 ERA: 3.81 (241.0P, 102ER) SP ERA: 4.55 (154.1P, 76ER) (RP ERA: 2.49 (86.2P, 24ER))															
30	05/01	@SEA	R-N	L	3-8		Harang-s (1-3)	CHEN-s (2-3)	-	16-12	3	-3.5	12,936		
31	05/02	@LAA	R-N	W	5-1		TILLMAN-s (2-1)	Blanton-s (0-5)	-	17-12	3	-3.5	35,118		
32	05/03	@LAA	R-N	L	0-4		Vargas-c (1-3)	GONZALEZ-s (2-2)	-	17-13	3	-3.5	40,140		
33	05/04	@LAA	R-D	W	5-4 (10)		HUNTER-r (1-1)	Richards-r (1-3)	JOHNSON (11)	18-13	3	-2.5	32,136		
34	05/05	@LAA	R-D	W	8-4		HAMMEL-s (5-1)	Williams-s (1-1)	ODAY (1)	19-13	T2	-1.5	38,047		
35	05/06	OFF DAY													
36	05/07	vs. KC	H-N	W	4-3		HUNTER-r (2-1)	Collins-r (1-1)	JOHNSON (12)	20-13	2	-1.0	12,821		
37	05/08	vs. KC	H-N	W	5-3		TILLMAN-s (3-1)	Mendoza-s (0-2)	JOHNSON (13)	21-13	T1	0.0	12,344		
38	05/09	vs. KC	H-N	L	2-6		Guthrie-s (5-0)	GARCIA-s (0-1)	-	21-14	T1	0.0	23,282		
39	05/10	@MIN	R-N	W	9-6 (10)		HUNTER-r (3-1)	Swazak-r (1-1)	JOHNSON (14)	22-14	T1	0.0	31,360		
40	05/11	@MIN	R-N	L	5-8		Worley-s (1-4)	JOHNSON, S.-s (0-1)	Burton (1)	22-15	T2	-1.0	32,221		
41	05/12	@MIN	R-D	W	6-0		CHEN-s (3-3)	Diamond-s (3-3)	-	23-15	2	-1.0	34,320		
42	05/13	OFF DAY													
43	05/14	vs. SD	H-N	L	2-3		Gregerson-r (2-2)	JOHNSON-r (1-3)	Street (9)	23-16	2	-2.0	19,096		
44	05/15	vs. SD	H-D	L	4-8		Marquis-s (5-2)	GARCIA-s (0-2)	-	23-17	T2	-2.0	32,418		
45	05/16	OFF DAY													
46	05/17	vs. TB	H-N	L	10-12		Hellickson-s (2-2)	HAMMEL-s (5-2)	Peralta (1)	23-18	3	-2.5	38,061		
47	05/18	vs. TB	H-D	L	6-10		Torres-r (1-0)	JOHNSON-r (1-4)	-	23-19	3	-3.5	34,685		
48	05/19	vs. TB	H-D	L	1-3		Moore-s (8-0)	TILLMAN-s (3-2)	Rodney (8)	23-20	T3	-4.0	37,704		
49	05/20	vs. NYY	H-N	L	4-6 (10)		Robertson-r (3-0)	STROP-r (0-2)	Rivera (17)	23-21	T3	-5.0	24,133		
50	05/21	vs. NYY	H-N	W	3-2 (10)		JOHNSON-r (2-4)	Nuno-r (1-1)	-	24-21	T3	-4.0	29,040		
51	05/22	vs. NYY	H-N	W	6-3		HAMMEL-s (6-2)	Kuroda-s (3-3)	-	25-21	3	-3.0	26,725		
52	05/23	@TOR	R-N	L	6-12		MOORE-s (3-3)	GAUSMAN-s (0-1)	-	25-22	3	-3.5	21,466		
53	05/24	@TOR	R-N	W	10-6		TILLMAN-s (4-2)	Nolan-s (0-1)	-	26-22	3	-3.5	25,104		
54	05/25	@TOR	R-D	W	6-5		GARCIA-s (1-2)	Dickey-s (4-6)	JOHNSON (15)	27-22	3	-3.5	35,915		
55	05/26	@TOR	R-D	L	5-6		Delabar-r (4-1)	JOHNSON-r (2-5)	-	27-23	3	-3.5	28,502		
56	05/27	@WAS	R-D	W	6-2		HAMMEL-s (7-2)	Gonzalez-s (3-3)	-	28-23	3	-3.5	*41,260		
57	05/28	@WAS	R-N	L	3-9		Duke-r (1-1)	GAUSMAN-s (0-2)	-	28-24	3	-3.5	35,664		
58	05/29	vs. WAS	H-N	W	9-6		S. JOHNSON-r (1-1)	Zimmermann-s (8-3)	JOHNSON (16)	29-24	3	-2.5	39,129		
59	05/30	vs. WAS	H-N	W	2-0		GARCIA-s (2-2)	Haren-s (4-6)	JOHNSON (17)	30-24	3	-2.5	30,655		
60	05/31	vs. DET	H-N	W	7-5		ODAY-r (0-0)	Valverde-r (0-1)	-	31-24	3	-1.5	*46,249		
MAY RECORD: 15-13 AVG: .285 (285-1000) HR: 46 R/G: 5.07 ERA: 5.06 (250.2P, 141ER) SP ERA: 5.08 (159.1P, 90ER) (RP ERA: 5.15 (91.9P, 54ER))															
61	06/01	vs. DET	H-D	L	3-10		Verlander-s (7-4)	HAMMEL-s (7-3)	-	31-25	3	-2.5	38,945		
62	06/02	vs. DET	H-D	W	4-2		MATUSEZ-r (2-0)	Porcello-s (2-3)	JOHNSON (18)	32-25	2	-2.5	39,182		
63	06/03	OFF DAY													
64	06/04	@HOU	R-N	W	4-1		TILLMAN-s (5-2)	Harrell-s (4-7)	JOHNSON (19)	33-25	2	-2.5	15,920		
65	06/05	@HOU	R-N	L	7-11		Keuchly-r (3-2)	GARCIA-s (2-3)	-	33-26	3	-2.5	15,666		
66	06/06	@HOU	R-D	W	3-1		GONZALEZ-s (3-2)	Norris-s (5-5)	JOHNSON (20)	34-26	3	-2.5	14,566		
67	06/07	@TB	R-N	L	1-2		Archers (1-1)	HAMMEL-s (7-4)	Rodney (13)	34-27	3	-3.0	13,256		
68	06/08	@TB	R-D	L	0-8		Hellickson-s (4-2)	GAUSMAN-s (0-3)	-	34-28	4	-3.5	21,834		
69	06/09	@TB	R-D	W	10-7		TILLMAN-s (6-2)	Moore-s (8-2)	JOHNSON (21)	35-28	3	-3.5	19,921		
70	06/10	vs. LAA	H-N	W	4-3		GARCIA-s (3-3)	Weavers-s (1-2)	JOHNSON (22)	36-28	3	-3.5	15,514		
71	06/11	vs. LAA	H-N	W	3-2		GONZALEZ-s (4-2)	Vargas-s (5-4)	JOHNSON (23)	37-28	3	-2.5	22,834		
72	06/12	vs. LAA	H-D	L	5-9		Williams-s (5-2)	STROP-r (0-3)	-	37-29	3	-3.5	25,964		
73	06/13	vs. BOS	H-N	W	5-4 (13)		McFarland-r (1-0)	Wilson-r (1-1)	-	38-29	2	-1.5	20,098		
74	06/14	vs. BOS	H-N	W	2-0		TILLMAN-s (7-3)	Dempster-s (4-7)	JOHNSON (24)	39-29	2	-1.5	39,158		
75	06/15	vs. BOS	H-D	L	4-5		Lackey-s (4-5)	GARCIA-s (3-4)	Bailey (8)	39-30	2	-2.5	42,422		
76	06/16	vs. BOS	H-D	W	6-3		GONZALEZ-s (5-2)	Lester-s (6-4)	JOHNSON (25)	40-30	2	-1.5	41,311		
77	06/17	@DET	R-N	L	1-5		Scherzer-s (10-0)	ARRIETA-s (1-2)	Smyly (2)	40-31	2	-2.0	32,525		
78	06/18	@DET	R-N	W	5-2		BRITTON-s (1-1)	Verlander-s (8-5)	JOHNSON (26)	41-31	2	-2.5	34,706		
79	06/19	@DET	R-D	W	13-3		TILLMAN-s (8-2)	Porcello-s (4-4)	-	42-31	2	-1.5	38,574		
80	06/20	OFF DAY													
81	06/21	@TOR	R-N	L	6-7		Janssen-r (2-0)	MATUSEZ-r (2-1)	-	42-32	2	-2.0	35,472		
82	06/22	@TOR	R-D	L	2-4		Olivier-r (3-1)	GONZALEZ-s (5-3)	Janssen (17)	42-33	2	-2.0	43,261		
83	06/23	@TOR	R-D	L	5-13		JOHNSON-s (1-2)	GARCIA-s (3-5)	-	42-34	2	-2.0	*45,214		
84	06/24	vs. CLE	H-N	L	2-5		Jimenez-s (6-4)	BRITTON-s (1-2)	Pestano (4)	42-35	T2	-2.5	18,544		
85	06/25	vs. CLE	H-N	W	6-3		TILLMAN-s (9-2)	Masterson-s (9-6)	JOHNSON (27)	43-35	T2	-2.5	20,924		
86	06/26	vs. CLE	H-N	L	3-4		Smith-r (4-0)	JOHNSON-r (2-6)	Pestano (5)	43-36	T2	-3.5	18,082		
87	06/27	vs. CLE	H-N	W	7-3		GONZALEZ-s (6-3)	Kubers-s (6-5)	-	44-36	2	-3.5	33,036		
88	06/28	vs. NYY	H-N	W	4-3		GAUSMAN-r (1-3)	Sabatina-s (6-6)	HUNTER (2)	45-36	2	-3.5	40,041		
89	06/29	vs. NYY	H-N	W	11-3		BRITTON-s (2-2)	Phelps-s (5-5)	-	46-36	2	-2.5	46,607		
90	06/30	vs. NYY	H-D	W	4-2		TILLMAN-s (10-2)	Kuroda-s (7-6)	JOHNSON (28)	47-36	2	-2.5	40,878		
JUNE RECORD: 16-12 AVG: .264 (255-965) HR: 37 R/G: 4.64 ERA: 4.40 (249.2P, 122ER) SP ERA: 4.74 (155.2P, 82ER) (RP ERA: 3.83 (94.0P, 40ER))															



Baltimore ORIOLES

2013 in REVIEW



G	Date	Opp.	HR D/N	W-L	Score	Winning Pitcher	Losing Pitcher	Save	Rec.	Pos.	GA GB	Att.
	07/01	OFF DAY										
84	07/02	@CWS	R-N	L 2-5	Danks (2-5)	HAMMEL-s (7-5)	Reed (22)	47-37	2	-3.5	19,746	
85	07/03	@CWS	R-N	W 4-2	O'DAY-r (4-0)	Lindstrom-r (2-3)	JOHNSON (29)	48-37	2	-3.5	26,001	
86	07/04	@CWS	R-D	L 2-3	Hunter-r (3-2)	REED-r (4-1)	-	48-38	2	-4.5	21,321	
87	07/05	@NYY	R-N	L 2-3	Johnson-r (2-7)	NOVA-s (3-2)	-	48-39	2	-5.5	43,396	
88	07/06	@NYY	R-D	L 4-5	Tillman-s (10-3)	PETTITTE-s (6-6)	Rivera (29)	49-40	3	-5.5	42,678	
89	07/07	@NYY	R-D	W 2-1	Johnson-r (5-0)	Rivera-r (1-2)	JOHNSON (30)	49-40	T2	-4.5	40,218	
90	07/08	vs. TEX	H-N	L 5-8	Holland-s (7-4)	FELDMAN-s (0-1)	Nathan (30)	49-41	3	-4.5	24,619	
91	07/09	vs. TEX	H-N	L 4-8	Perez-s (3-1)	BRITTON-s (2-3)	-	49-42	3	-5.5	29,160	
92	07/10	vs. TEX	H-N	W 6-1	CHEN-s (4-3)	Lindblom-s (1-3)	-	50-42	3	-5.5	19,344	
93	07/11	vs. TEX	H-N	W 3-1	GONZALEZ-s (7-3)	Wolf-s (1-2)	JOHNSON (31)	51-42	3	-5.5	21,857	
94	07/12	vs. TOR	H-N	W 8-5	TILLMAN-s (11-3)	Buehrle-s (5-6)	JOHNSON (32)	52-42	3	-5.5	42,660	
95	07/13	vs. TOR	H-D	L 3-7	Loup-r (4-3)	HAMMEL-s (7-6)	Janssen (18)	52-43	3	-5.5	*46,150	
96	07/14	vs. TOR	H-D	W 7-4	FELDMAN-s (11-1)	JOHNSON (33)	53-43	3	-4.5	34,748		
PRE-ASSB: 53-43 AVG: .266 (882-3318) HR: 132 R/G: 4.81 ERA: 4.39 (555.0IP, 417ER) SP ERA: 4.79 (549.0IP, 292ER) (RP ERA: 3.68 (306.0IP, 125ER))												
97	07/19	@TEX	R-N	W 3-1	CHEN-s (5-3)	Holland-s (8-5)	JOHNSON (34)	54-43	3	-4.5	40,068	
98	07/20	@TEX	R-N	W 7-4	GONZALEZ-s (8-3)	Wolf-s (1-3)	JOHNSON (35)	55-43	3	-3.5	41,660	
99	07/21	@TEX	R-N	W 4-2	TILLMAN-s (12-3)	Perez-s (3-3)	O'DAY (2)	56-43	3	-3.5	39,807	
100	07/22	@KC	R-N	W 9-2	FELDMAN-s (2-1)	Davis-s (4-9)	-	57-43	3	-2.5	16,362	
101	07/23	@KC	R-N	L 2-3	Chen-s (4-0)	HAMMEL-s (7-7)	Holland (25)	57-44	3	-3.5	19,072	
102	07/24	@KC	R-N	L 3-4	Hochevar-r (3-1)	O'DAY-r (5-1)	-	57-45	3	-3.5	17,410	
103	07/25	@KC	R-N	L 1-7	Guthrie-s (10-7)	GONZALEZ-s (8-4)	-	57-46	3	-4.0	17,678	
104	07/26	vs. BOS	H-N	W 6-0	TILLMAN-s (13-3)	Lackey-s (7-8)	-	58-46	3	-3.5	39,933	
105	07/27	vs. BOS	H-N	L 3-7	Dempster-s (6-8)	FELDMAN-s (2-2)	-	58-47	3	-4.5	*44,765	
106	07/28	vs. BOS	H-D	L 0-5	Lester-s (10-6)	HAMMEL-s (7-8)	-	58-48	3	-5.5	32,881	
07/29	OFF DAY											
107	07/30	vs. HOU	H-N	W 4-3	CHEN-s (6-3)	Harrell-s (5-11)	JOHNSON (36)	59-48	3	-5.0	24,904	
108	07/31	vs. HOU	H-N	L 0-11	Overholzer-s (1-0)	GONZALEZ-s (8-5)	-	59-49	3	-5.5	25,265	
JULY RECORD: 12-13 AVG: .242 (202-836) HR: 27 R/G: 3.76 ERA: 3.95 (219.0IP, 96ER) SP ERA: 4.30 (155.0IP, 74ER) (RP ERA: 3.59 (64.0IP, 22ER))												
109	08/01	vs. HOU	H-N	W 6-3	NORRIS-s (7-9)	Lykes-s (4-5)	JOHNSON (37)	60-49	3	-5.5	17,909	
110	08/02	vs. SEA	H-N	W 11-8	TILLMAN-s (14-3)	Harang-s (5-10)	JOHNSON (38)	61-49	3	-4.5	25,947	
111	08/03	vs. SEA	H-N	L 4-8	Ramirez-s (2-3)	FELDMAN-s (2-3)	Farquhar (1)	61-50	3	-5.5	35,231	
112	08/04	vs. SEA	H-D	L 2-3	Saunders-s (10-10)	CHEN-s (6-4)	Farquhar (2)	61-51	3	-6.5	30,759	
08/05	OFF DAY											
113	08/06	@SD	R-N	W 4-1	NORRIS-s (8-9)	Volquez-s (8-9)	JOHNSON (39)	62-51	3	-6.0	28,055	
114	08/07	@SD	R-D	W 10-3	RODRIGUEZ-r (1-4)	Gregerson-r (5-6)	-	63-51	3	-6.0	21,206	
08/08	OFF DAY											
115	08/09	@SF	R-N	W 5-2 (10)	JOHNSON-r (3-7)	Lopez-r (1-2)	HUNTER (3)	64-51	3	-4.5	41,434	
116	08/10	@SF	R-D	L 2-3	Moscoso-r (1-0)	CHEN-s (6-5)	Romo (28)	64-52	3	-5.5	41,315	
117	08/11	@SF	R-D	W 10-2	PATTON-r (2-0)	Cain-s (7-8)	-	65-52	3	-4.5	41,622	
118	08/12	@ARI	R-N	L 6-7	Ziegler-r (6-1)	O'DAY-r (5-2)	-	65-53	3	-5.0	18,889	
119	08/13	@ARI	R-N	L 3-4 (11)	Bell-r (3-1)	McFARLAND-r (1-1)	-	65-54	3	-6.0	20,036	
120	08/14	@ARI	R-D	L 4-5 (14)	Bell-r (4-1)	NORRIS-r (8-10)	-	65-55	3	-6.0	19,568	
08/15	OFF DAY											
121	08/16	vs. COL	H-N	L 3-6	Nicasio-s (7-6)	CHEN-s (6-6)	-	65-56	3	-5.5	31,438	
122	08/17	vs. COL	H-N	W 8-4	NORRIS-s (9-10)	Bettis-s (0-2)	-	66-56	3	-5.5	31,089	
123	08/18	vs. COL	H-D	W 7-2	FELDMAN-s (3-3)	Chapin-s (11-7)	-	67-56	3	-4.5	22,238	
124	08/19	vs. TB	H-N	L 3-4	Pace-s (7-5)	TILLMAN-s (14-4)	Rodney (28)	67-57	3	-5.5	25,044	
125	08/20	vs. TB	H-N	L 4-7	Cobb-s (8-2)	GONZALEZ-s (8-6)	Rodney (29)	67-58	3	-5.5	26,158	
126	08/21	vs. TB	H-N	W 4-2	CHEN-s (7-6)	Hollickson-s (10-7)	HUNTER (4)	68-58	3	-5.5	28,323	
08/22	OFF DAY											
127	08/23	vs. OAK	H-N	W 9-7	RODRIGUEZ-r (2-0)	Cook-r (5-3)	JOHNSON (40)	69-58	3	-4.5	36,761	
128	08/24	vs. OAK	H-D	L 1-2	Parker-s (10-6)	O'DAY-r (5-3)	Balfour (32)	69-59	3	-5.5	33,834	
129	08/25	vs. OAK	H-D	W 10-3	FELDMAN-s (4-3)	Gray-s (1-2)	-	70-59	3	-5.5	33,820	
08/26	OFF DAY											
130	08/27	@BOS	R-N	L 2-13	Doubtrant-s (10-6)	CHEN-s (7-7)	-	70-60	3	-6.5	36,226	
131	08/28	@BOS	R-N	L 3-4	Breslow-r (4-2)	HUNTER-r (3-3)	Uehara (14)	70-61	3	-7.5	31,962	
132	08/29	@BOS	R-N	W 3-2	TILLMAN-s (15-4)	Lester-s (12-8)	JOHNSON (41)	71-61	3	-6.5	33,300	
133	08/30	@NYY	R-N	L 5-8	Sabatino-s (12-11)	GONZALEZ-s (8-7)	Rivera (39)	71-62	3	-7.5	45,169	
134	08/31	@NYY	R-D	L 0-2	Nova-s (8-4)	FELDMAN-s (4-4)	-	71-63	4	-8.5	42,836	
AUG RECORD: 12-14 AVG: .255 (231-907) HR: 36 R/G: 4.96 ERA: 4.34 (234.1IP, 113ER) SP ERA: 4.49 (154.1IP, 77ER) (RP ERA: 4.05 (80.0IP, 36ER))												
135	09/01	@NYY	R-D	W 7-3	GAUSMAN-r (2-3)	Kelley-r (4-2)	-	72-63	3	-8.5	40,361	
136	09/02	@CLE	R-D	W 7-2	NORRIS-s (10-10)	Masterson-s (14-10)	-	73-63	3	-7.5	15,020	
137	09/03	@CLE	R-N	L 3-4	Jimenez-s (10-9)	TILLMAN-s (15-5)	-	73-64	4	-8.5	9,962	
138	09/04	@CLE	R-N	L 4-6	Shaw-r (3-3)	GAUSMAN-r (2-4)	Perez (22)	73-65	4	-9.5	11,522	
139	09/05	vs. CWS	H-N	W 3-1	GONZALEZ-s (9-7)	Quintana-s (7-6)	JOHNSON (42)	74-65	4	-9.5	17,383	
140	09/06	vs. CWS	H-N	W 4-0	FELDMAN-c (5-4)	Danks-s (4-12)	-	75-65	3	-9.5	26,253	
141	09/07	vs. CWS	H-N	W 4-3 (10)	HUNTER-r (4-3)	Reed-r (5-3)	-	76-65	3	-9.5	23,653	
142	09/08	vs. CWS	H-D	L 2-4	Rienzo-s (2-1)	NORRIS-s (10-11)	Reed (37)	76-66	3	-9.5	32,042	
143	09/09	vs. NYY	H-N	W 4-2	TILLMAN-s (16-5)	Sabatino-s (13-12)	JOHNSON (43)	77-66	3	-9.0	17,456	
144	09/10	vs. NYY	H-N	L 5-7	Warren-r (2-2)	GAUSMAN-r (2-5)	Rivera (42)	77-67	3	-10.0	25,597	
145	09/11	vs. NYY	H-N	L 4-5	Robertson-r (5-1)	HUNTER-r (4-4)	Rivera (43)	77-68	4	-11.0	20,141	
146	09/12	vs. NYY	H-N	L 5-6	Rivera-r (6-2)	JOHNSON-r (3-8)	-	77-69	4	-11.0	24,659	
147	09/13	@TOR	R-N	W 5-3	HUNTER-r (5-4)	DeLaRosa-s (5-4)	JOHNSON (44)	78-69	4	-11.0	20,024	
148	09/14	@TOR	R-D	L 3-4	Jeffress-r (1-0)	TILLMAN-c (16-6)	Janssen (30)	78-70	4	-12.0	29,942	
149	09/15	@TOR	R-D	W 3-1	GONZALEZ-s (10-7)	Buehrle-s (11-9)	JOHNSON (45)	79-70	3	-12.0	22,331	
09/16	OFF DAY											
150	09/17	@BOS	R-N	W 3-2	HUNTER-r (6-4)	Uehara-r (4-1)	JOHNSON (46)	80-70	3	-11.0	35,030	
151	09/18	@BOS	R-N	W 5-3 (12)	McFarland-r (2-1)	Morales-r (2-2)	JOHNSON (47)	81-70	3	-10.0	38,540	
152	09/19	@BOS	R-N	L 1-3	Lackey-r (10-12)	TILLMAN-s (16-7)	-	81-71	3	-11.0	36,436	
153	09/20	@TB	R-N	L 4-5 (18)	Hollickson-r (12-9)	NORRIS-r (10-12)	-	81-72	3	-12.0	21,247	
154	09/21	@TB	R-N	L 1-5	Cobb-s (10-3)	GONZALEZ-s (10-8)	-	81-73	4	-12.0	23,835	
155	09/22	@TB	R-D	L 1-3	Gomes-r (3-1)	FELDMAN-s (5-5)	Rodney (36)	81-74	4	-13.0	28,974	
156	09/23	@TB	R-D	L 4-5	Peralt-r (3-8)	HUNTER-r (6-5)	-	81-75	4	-13.5	17,830	
157	09/24	vs. TOR	H-N	L 2-3 (10)	Santos-r (1-1)	RODRIGUEZ-r (2-1)	Janssen (34)	81-76	4	-13.5	16,772	
158	09/25	vs. TOR	H-N	W 9-5	McFARLAND-r (3-1)	Rogers-s (5-9)	HAMMEL (1)	82-76	T3	-13.5	23,698	
159	09/26	vs. TOR	H-N	W 3-2	GONZALEZ-s (11-8)	Buehrle-s (12-10)	JOHNSON (48)	83-76	3	-13.0	27,498	
160	09/27	vs. BOS	H-N	L 3-12	Buehrle-s (12-1)	FELDMAN-s (5-6)	-	83-77	T3	-14.0	30,774	
161	09/28	vs. BOS	H-N	W 6-5	GAUSMAN-r (3-5)	Tazawa-r (5-4)	JOHNSON (49)	84-77	T3	-13.0	36,558	
162	09/29	vs. BOS	H-D	W 7-6	GAUSMAN-r (4-1)	De La Rosa-r (0-2)	JOHNSON (50)	85-77	T3	-12.0	*44,220	
SEPT RECORD: 14-14 AVG: .246 (242-984) HR: 34 R/G: 4.00 ERA: 4.27 (262.1IP, 104ER) SP ERA: 4.27 (160.1IP, 76ER) (RP ERA: 2.57 (98.0IP, 28ER))												
POST-ASSB RECORD: 32-34 AVG: .251 (578-2302) HR: 80 R/G: 4.29 ERA: 3.93 (598.0IP, 261ER) SP ERA: 4.27 (390.0IP, 185ER) (RP ERA: 3.29 (208.0IP, 76ER))												
2013 RECORD: 85-77 AVG: .260 (1460-5620) HR: 212 R/G: 4.60 ERA: 4.20 (1453.0IP, 678ER) SP ERA: 4.57 (939.0IP, 477ER) (RP ERA: 3.52 (514.0IP, 201ER))												

2013 TRANSACTIONS

DATE	PLAYER	TRANSACTION
1/14	Luis Martinez (CA)	Claimed off waivers from TEX
2/5	Russ Canzler (INF/OF)	Claimed off waivers from NYY
	Luis Martinez (CA)	DFA
2/8	Todd Redmond (RHP)	Claimed off waivers from CIN
	Trayvon Robinson (OF)	DFA
	Luis Martinez (CA)	Outrighted to AAA NFK
2/14	Trayvon Robinson (OF)	Outrighted to AAA NFK
3/11	Xavier Avery (OF)	Optioned to AAA NFK
	Mike Belfiore (LHP)	Optioned to AAA NFK
	Zach Clark (RHP)	Optioned to AAA NFK
3/16	Todd Redmond (RHP)	Optioned to AAA NFK
	Dylan Bundy (RHP)	Optioned to AA BOW
3/17	L.J. Hoes (OF)	Optioned to AAA NFK
3/20	Luis Exposito (CA)	Optioned to AAA NFK
3/21	Danny Valencia (INF)	Optioned to AAA NFK
3/22	Todd Redmond (RHP)	Claimed off waivers by TOR
3/23	Zach Britton (LHP)	Optioned to AAA NFK
	Jonathan Schoop (INF)	Optioned to AAA NFK
	Yamaico Navarro (INF)	Optioned to AAA NFK
3/25	Russ Canzler (INF)	Optioned to AAA NFK
3/28	Chris Tillman (RHP)	Pl



DATE	PLAYER	TRANSACTION
5/13	Mike Belfiore (LHP)	Optioned to AAA NFK
5/14	Wei-Yin Chen (LHP)	Placed on 15-day DL, retro to 5/13 (right oblique strain)
	Alex Burnett (RHP)	Recalled from AAA NFK
	Yamaico Navarro (INF)	Recalled from AAA NFK
5/18	Jair Jurrjens (RHP)	Contract selected from AAA NFK
	Jake Arrieta (RHP)	Recalled from AAA NFK
	Alex Burnett (RHP)	Optioned to AAA NFK
	Nolan Reimold (OF)	Placed on 15-day DL, retro to 5/12 (right hamstring strain)
	Brian Roberts (INF)	Transferred to 60-day DL
	Ryan Flaherty (INF)	Optioned to AAA NFK (post-game)
5/19	Danny Valencia (INF)	Recalled from AAA NFK
5/21	Jair Jurrjens (RHP)	Optioned to AAA NFK
	Miguel Gonzalez (RHP)	Reinstated from 15-day DL
5/23	Kevin Gausman (RHP)	Contract selected from AA BOW
	Jake Arrieta (RHP)	Optioned to AAA NFK
	Alex Burnett (RHP)	DFA
5/25	Pedro Strop (RHP)	Placed on 15-day DL, retro to 5/24 (lower back strain)
	Steve Johnson (RHP)	Recalled from AAA NFK
5/29	Ryan Flaherty (INF)	Recalled from AAA NFK
	Yamaico Navarro (INF)	Optioned to AAA NFK
6/4	Taylor Teagarden (CA)	Reinstated from 15-day DL
	Chris Snyder (CA)	DFA
6/5	Steve Johnson (RHP)	Placed on 15-day DL (left oblique strain)
	Xavier Avery (OF)	Recalled from AAA NFK & Optioned to AAA NFK (post-game)
6/7	Mike Belfiore (LHP)	Recalled from AAA NFK & Optioned to AAA NFK (post-game)
6/8	Pedro Strop (RHP)	Reinstated from 15-day DL
6/13	Kevin Gausman (RHP)	Optioned to AAA NFK (post-game)
6/14	Jake Arrieta (RHP)	Recalled from AAA NFK
	Tsuyoshi Wada (LHP)	Reinstated from 60-day DL & optioned to AAA NFK
6/17	Jake Arrieta (RHP)	Optioned to AAA NFK (post-game)
6/18	Zach Britton (LHP)	Recalled from AAA NFK
	Miguel Gonzalez (RHP)	Placed on the Paternity Leave List
	Travis Ishikawa (INF)	Contract selected from AAA NFK
6/21	Steve Pearce (OF)	Placed on 15-day DL (left wrist tendinitis)
	Miguel Gonzalez (RHP)	Reinstated from Paternity Leave List
6/24	Kevin Gausman (RHP)	Recalled from AAA NFK
	Freddy Garcia (RHP)	Optioned to AAA NFK
6/29	Jair Jurrjens (RHP)	Recalled from AAA NFK
	Travis Ishikawa (INF)	DFA
6/30	Brian Roberts (INF)	Reinstated from 60-day DL
	Jair Jurrjens (RHP)	DFA off 25-man
7/1	Jair Jurrjens (RHP)	Optioned to AAA NFK
7/2	Scott Feldman (RHP)	Acquired from CHC & Clevenger optioned to AAA NFK in exchange for Jake Arrieta (RHP), Pedro Strop (RHP) & International Signing
	Steve Clevenger (CA)	Bonus Slots (ISBS) Rds 3 & 4
	Nolan Reimold (OF)	Reinstated from 15-day DL
7/3	Scott Feldman (RHP)	Reported to the club
	Danny Valencia (INF)	Optioned to AAA NFK
7/6	Alex Liddi (INF)	Acquired from SEA with ISBS Rd 3 & optioned to AAA NFK in exchange for ISBS Rd 2
	Russ Canzler (INF)	DFA
7/7	Travis Ishikawa (INF)	Claimed on waivers by NYY
7/9	Zach Britton (LHP)	Optioned to AAA NFK (post-game)
	Kevin Gasuman (RHP)	Optioned to AAA NFK (post-game)
7/10	Wei-Yin Chen (LHP)	Reinstated from 15-day DL
	Josh Stinson (RHP)	Recalled from AAA NFK

DATE	PLAYER	TRANSACTION
7/11	Josh Stinson (RHP)	Optioned to AAA NFK (post-game)
7/12	Jairo Asencio (RHP)	Contract selected from AAA NFK
	Jair Jurrjens (RHP)	DFA
7/19	Henry Urrutia (OF)	Contract selected from AAA NFK
	Danny Valencia (INF)	Recalled from AAA NFK
	Nolan Reimold (OF)	Placed on 15-day DL, retro to 7/14 (nerve inflammation in the cervical spine)
	Chris Dickerson (OF)	DFA
7/23	Francisco Rodriguez (RHP)	Acquired from MIL in exchange for minor league INF Nick Delmonico
	Nolan Reimold (OF)	Transferred to 60-day DL
7/24	Francisco Rodriguez (RHP)	Reported to the club
	Danny Valencia (INF)	Optioned to AAA NFK
7/28	L.J. Hoes (OF)	Recalled from AAA NFK
	Jairo Asencio (RHP)	DFA
7/31	Bud Norris (RHP)	Acquired from HOU with ISBS #91 in exchange for OF L.J. Hoes, minor league LHP Josh Hader and 2014 CBP Rd A (#2)
	Steve Pearce (OF)	Reinstated from 15-day DL
	Jason Hammel (RHP)	Placed on 15-day DL, retro to 7/29 (right flexor mass strain)
8/2	Brian Roberts (INF)	Placed on the Paternity Leave List
	Steve Johnson (RHP)	Reinstated from 15-day DL
8/3	Steve Johnson (RHP)	Optioned to AAA NFK (post-game)
8/4	Danny Valencia (INF)	Recalled from AAA NFK
8/6	Danny Valencia (INF)	Optioned to AAA NFK
	Brian Roberts (INF)	Reinstated from Paternity Leave List
8/16	Henry Urrutia (OF)	Optioned to AAA NFK (post-game)
8/17	Josh Stinson (RHP)	Recalled from AAA NFK
8/18	Josh Stinson (RHP)	Optioned to AAA NFK (post-game)
8/19	Danny Valencia (INF)	Recalled from AAA NFK
8/27	Wilson Betemit (INF)	Reinstated from 60-day DL
	Ryan Flaherty (INF)	Optioned to A DEL
8/28	Kevin Gausman (RHP)	Recalled from AAA NFK
	Wei-Yin Chen (LHP)	Optioned to GCL
8/30	Michael Morse (OF)	Acquired from SEA in exchange for OF Xavier Avery
8/31	Michael Morse (OF)	Reported to the club
	Steve Pearce (OF)	Placed on 15-day DL (left wrist tendonitis)
	Taylor Teagarden (CA)	DFA
	Eric Thames (OF)	DFA
	Chris Snyder (CA)	Contract selected from AAA NFK
	Eric Beaulac (RHP)	Contract selected from AA BOW and placed on 15-day DL (right hip labrum surgery)
9/1	Wei-Yin Chen (LHP)	Recalled from GCL
	Steve Clevenger (CA)	Recalled from AAA NFK
9/2	Zach Britton (LHP)	Recalled from AAA NFK
9/3	Jonathan Schoop (INF)	Recalled from AAA NFK
	Henry Urrutia (OF)	Recalled from AAA NFK
	Josh Stinson (RHP)	Recalled from AAA NFK
	Ryan Flaherty (INF)	Recalled from Hi-A FRD
9/5	Steve Johnson (RHP)	Recalled from AAA NFK
	Zach Britton (LHP)	Optioned to A ABD
	Jason Hammel (RHP)	Reinstated from 15-day DL
9/6	Chris Dickerson (OF)	Contract selected from AAA NFK
	Alex Liddi (INF)	DFA
9/13	Dan Johnson (INF)	Contract selected from AAA NFK
	Henry Urrutia (OF)	Placed on Restr. List
9/16	Henry Urrutia (OF)	Reinstated from Restr. List
	Wilson Betemit (INF)	DFA
9/17	Steve Pearce (OF)	Reinstated from 15-day DL



DATE	PLAYER	TRANSACTION
9/21	Mike Belfiore (LHP)	Recalled from AAA NFK
	Zach Britton (LHP)	Recalled from AAA NFK
9/25	Manny Machado (INF)	Placed on 60-day DL, retro to 9/24 (torn medial patellofemoral ligament of the left knee)
	Jason Pridie (OF)	Contract selected from AAA NFK
10/03	Eric Beaulac (RHP)	Outrighted to AAA NFK
10/31	Dan Johnson (INF)	Outrighted to AAA NFK
	Chris Dickerson (OF)	Outrighted to AAA NFK
11/04	Chris Jones (LHP)	Contract selected from AAA NFK
11/18	Kelvin De La Cruz (LHP)	Signed as a free agent to a one-year contract
11/20	Edgmer Escalona (RHP)	Signed as a free agent to a one-year contract
	Michael Ohlman (CA)	Contract selected from A FRD
	LHP Tim Berry (LHP)	Contract selected from A FRD
	Eddie Gamboa (RHP)	Contract selected from AAA NFK
11/25	Brad Brach (RHP)	Acquired from SD in exchange for minor league RHP Devin Jones
	Cord Phelps (INF)	Claimed off waivers from CLE
11/30	Johnny Monell (CA)	Acquired from SF in exchange for cash considerations
12/02	Jemile Weeks (INF)	Acquired from OAK with minor league CA David Freitas in exchange for RHP Jim Johnson
	Eddie Gamboa (RHP)	Not tendered contract for 2014
	Jason Pridie (OF)	Not tendered contract for 2014
12/07	Francisco Peguero (OF)	Signed as a free agent to a one-year contract
12/09	Cord Phelps (INF)	Outrighted to AAA NFK
12/10	Ryan Webb (RHP)	Signed as a free agent to a two-year contract
12/12	Michael Almanzar (INF)	Selected from BOS in the Rule 5 Draft
12/18	David Lough (OF)	Acquired from KC in exchange for INF Danny Valencia
12/20	Troy Patton (LHP)	Placed on the Restr. List
12/23	Liam Hendriks (RHP)	Claimed off waivers from CHC

2014 TRANSACTIONS

DATE	PLAYER	TRANSACTION
02/15	Jimmy Paredes (INF/OF)	Claimed off waivers from MIA
02/17	Suk-min Yoon (RHP)	Signed as a free agent to a three-year contract...Jimmy Paredes (INF/OF); Claimed on waivers by KC
02/19	Ubaldo Jimenez (RHP)	Signed as a free agent to a four-year contract...Liam Hendriks (RHP); DFA
02/21	Liam Hendriks (RHP)	Claimed on waivers by TOR
02/24	Nelson Cruz (OF)	Signed as a free agent to a one-year contract...Chris Jones (LHP); DFA
03/01	Chris Jones (LHP)	Released



2013 MAJOR LEAGUE STANDINGS

A.L. EAST	WON	LOST	PCT.	GB	HOME	ROAD	vs EAST	vs CENT	vs WEST	vs N.L.
*BOSTON	97	65	.599	-	53-28	44-37	44-32	19-15	20-12	14-6
TAMPA BAY	92	71	.564	5.5	51-30	41-41	43-33	19-14	18-16	12-8
BALTIMORE	85	77	.525	12.0	46-35	39-42	36-40	17-16	21-12	11-9
NEW YORK	85	77	.525	12.0	46-35	39-42	37-39	22-11	17-16	9-11
TORONTO	74	88	.457	23.0	40-41	34-47	30-46	16-16	17-17	11-9

A.L. CENTRAL	WON	LOST	PCT.	GB	HOME	ROAD	vs EAST	vs CENT	vs WEST	vs N.L.
*DETROIT	93	69	.574	-	51-30	42-39	17-15	47-29	17-17	12-8
yCLEVELAND	92	70	.568	1.0	51-30	41-40	12-21	44-32	25-8	11-9
KANSAS CITY	86	76	.531	7.0	44-37	42-39	19-15	44-32	14-18	9-11
MINNESOTA	66	96	.407	27.0	32-49	34-47	10-23	29-47	19-14	8-12
CHICAGO	63	99	.389	30.0	37-44	26-55	14-19	26-50	15-18	8-12

A.L. WEST	WON	LOST	PCT.	GB	HOME	ROAD	vs EAST	vs CENT	vs WEST	vs N.L.
*OAKLAND	96	66	.593	-	52-29	44-37	17-15	22-12	44-32	13-7
TEXAS	91	72	.558	5.5	46-36	45-36	15-20	13-19	53-23	10-10
LOS ANGELES	78	84	.481	18.0	39-42	39-42	18-16	18-14	32-44	10-10
SEATTLE	71	91	.438	25.0	36-45	35-46	14-18	13-21	36-40	8-12
HOUSTON	51	111	.315	45.0	24-57	27-54	9-24	41-906	25-51	8-12

N.L. EAST	WON	LOST	PCT.	GB	HOME	ROAD	vs EAST	vs CENT	vs WEST	vs A.L.
*ATLANTA	96	66	.593	-	56-25	40-41	47-29	19-14	19-14	11-9
WASHINGTON	86	76	.531	10.0	47-34	39-42	43-33	15-19	17-15	11-9
NEW YORK	74	88	.457	22.0	33-48	41-40	34-42	12-21	17-16	11-9
PHILADELPHIA	73	89	.451	23.0	43-38	30-51	37-39	12-21	17-16	7-13
MIAMI	62	100	.383	34.0	36-45	26-55	29-47	9-23	15-19	9-11

N.L. CENTRAL	WON	LOST	PCT.	GB	HOME	ROAD	vs EAST	vs CENT	vs WEST	vs A.L.
*ST. LOUIS	97	65	.599	-	54-27	43-38	23-10	46-30	18-15	10-10
yPITTSBURGH	94	68	.580	3.0	50-31	44-37	20-14	45-31	14-18	15-5
CINCINNATI	90	72	.556	7.0	49-31	41-41	20-13	40-36	19-14	11-9
MILWAUKEE	74	88	.457	23.0	37-44	37-44	21-12	34-42	13-20	6-14
CHICAGO	66	96	.407	31.0	31-50	35-46	14-18	25-51	14-20	13-7

N.L. WEST	WON	LOST	PCT.	GB	HOME	ROAD	vs EAST	vs CENT	vs WEST	vs A.L.
*LOS ANGELES	92	70	.568	-	47-34	45-36	22-11	21-12	37-39	12-8
ARIZONA	81	81	.500	11.0	45-36	36-45	14-18	20-14	36-40	11-9
SAN DIEGO	76	86	.469	16.0	45-36	31-50	16-17	17-16	35-41	8-12
SAN FRANCISCO	76	86	.469	16.0	42-40	34-46	15-17	11-23	44-32	6-14
COLORADO	74	88	.457	18.0	45-36	29-52	13-22	18-13	38-38	5-15

* - CLINCHED DIVISION TITLE
y - CLINCHED PLAYOFF BERTH

WILD CARD STANDINGS

AMERICAN LEAGUE DIVISION LEADERS

TEAM	WINS	LOSSES	PCT.	GB
BOSTON	97	65	.599	-
DETROIT	93	69	.574	-
OAKLAND	96	66	.593	-

NATIONAL LEAGUE DIVISION LEADERS

TEAM	WINS	LOSSES	PCT.	GB
ATLANTA	96	66	.593	-
ST. LOUIS	97	65	.599	-
LOS ANGELES	92	70	.568	-

AMERICAN LEAGUE WILD CARD RACE

TEAM	WINS	LOSSES	PCT.	GB
zCLEVELAND	92	70	.568	-
zTAMPA BAY	92	71	.564	-
TEXAS	91	72	.558	1.0
KANSAS CITY	86	76	.531	5.5
BALTIMORE	85	77	.525	6.5
NEW YORK	85	77	.525	6.5

NATIONAL LEAGUE WILD CARD RACE

TEAM	WINS	LOSSES	PCT.	GB
zPITTSBURGH	94	68	.580	-
zCINCINNATI	90	72	.556	-
WASHINGTON	86	76	.531	4.0
ARIZONA	81	81	.500	9.0



ORIOLES BATTING & PITCHING—2013

BATTERS	AVG	G	AB	R	H	2B	3B	HR	RBI	BB	IBB	SO	SB	CS	OBP	SLG	OPS	SF	SAC	HBP	DP	E
Betemit, Wilson	.000	6	10	0	0	0	0	0	0	0	0	3	0	0	.000	.000	.000	0	0	0	1	0
Casilla, Alexi	.214	62	112	15	24	4	1	1	10	9	0	20	9	2	.268	.295	.563	2	2	0	1	0
Clevenger, Steve	.267	4	15	1	4	1	0	0	2	0	0	2	0	0	.267	.333	.600	0	0	0	1	1
Davis, Chris	.286	160	584	103	167	42	1	53	138	72	12	199	4	1	.370	.634	1.004	7	0	10	4	6
Dickerson, Chris	.238	56	105	17	25	5	0	4	13	4	0	36	5	1	.266	.400	.666	0	0	0	0	0
Flaherty, Ryan	.224	85	246	28	55	11	0	10	27	19	3	62	2	0	.293	.390	.683	0	1	5	2	2
Hardy, J.J.	.263	159	601	66	158	27	0	25	76	38	3	73	2	1	.306	.433	.738	2	3	0	14	12
Hoes, L.J.	.000	1	3	0	0	0	0	0	0	0	0	1	0	0	.000	.000	.000	0	0	0	0	0
Hoes, L.J.	.282	47	170	24	48	7	2	1	10	12	0	35	7	1	.332	.365	.696	1	0	1	4	4
Ishikawa, Travis	.118	6	17	0	2	0	0	0	1	1	0	8	0	0	.167	.118	.284	0	0	0	0	0
Johnson, Dan	.000	3	5	0	0	0	0	0	0	0	0	1	0	0	.000	.000	.000	0	0	0	0	0
Jones, Adam	.285	160	653	100	186	35	1	33	108	25	4	136	14	3	.318	.493	.811	3	0	8	15	2
Machado, Manny	.283	156	667	88	189	51	3	14	71	29	0	113	6	7	.314	.432	.746	3	9	2	15	13
Markakis, Nick	.271	160	634	89	172	24	0	10	59	55	3	76	1	2	.329	.356	.685	8	0	3	17	0
McLouth, Nate	.258	146	531	76	137	31	4	12	36	53	1	86	30	7	.329	.399	.729	1	4	4	7	1
Morse, Michael	.103	12	29	3	3	0	0	0	0	1	0	7	0	0	.133	.103	.237	0	0	0	2	0
Morse, Michael	.215	88	312	34	67	13	0	13	27	21	1	87	0	0	.270	.381	.651	1	0	3	12	1
Navarro, Yamaico	.286	8	28	3	8	0	1	0	2	2	0	8	0	0	.333	.357	.690	0	1	0	1	2
Pearce, Steve	.261	44	119	14	31	7	0	4	13	15	2	25	1	0	.362	.420	.782	0	0	4	0	0
Pridie, Jason	.200	4	10	0	2	0	0	0	1	0	0	2	0	0	.200	.200	.400	0	0	0	0	2
Reimold, Nolan	.195	40	128	17	25	3	0	5	12	10	2	41	0	1	.250	.336	.586	2	0	0	4	0
Roberts, Brian	.249	77	265	33	66	12	1	8	39	26	1	44	3	1	.312	.392	.704	4	1	0	4	1
Schoop, Jonathan	.286	5	14	5	4	0	0	1	1	1	0	2	0	0	.333	.500	.833	0	0	0	2	1
Snyder, Chris	.100	9	20	0	2	0	0	0	1	4	0	7	0	0	.250	.100	.350	0	0	0	0	0
Teagarden, Taylor	.167	23	60	3	10	2	0	2	5	1	0	18	0	1	.180	.300	.480	0	1	0	0	1
Urrutia, Henry	.276	24	58	5	16	0	1	0	2	0	0	11	0	0	.276	.310	.586	0	0	0	2	0
Valencia, Danny	.304	52	161	20	49	14	1	8	23	8	0	33	0	2	.335	.553	.888	1	0	0	5	0
Wieters, Matt	.235	148	523	59	123	29	0	22	79	43	5	104	2	0	.287	.417	.704	12	1	0	7	3
Team Total	.260	162	5620	745	1460	298	14	212	719	416	36	1125	79	29	.313	.431	.744	45	27	36	105	54

PITCHERS	W	L	ERA	G	GS	CG	SHO	SV	SVO	IP	H	R	ER	HR	HB	BB	IBB	SO	BK	WP
Arrieta, Jake	1	2	7.23	5	5	0	0	0	0	23.2	25	19	19	2	2	17	1	23	0	1
Asencio, Jairo	0	0	7.71	4	0	0	0	0	0	2.1	3	2	2	1	0	2	1	4	0	0
Ayala, Luis	1	0	9.00	2	0	0	0	0	1	2.1	4	2	2	1	0	0	0	2	0	0
Belfiore, Mike	0	0	13.50	1	0	0	0	0	0	1.1	3	2	2	2	0	1	0	0	0	0
Britton, Zach	2	3	4.95	8	7	0	0	0	0	40	52	23	22	4	1	17	1	18	0	1
Burnett, Alex	0	0	20.25	2	0	0	0	0	0	1.1	4	3	3	0	0	2	0	2	0	0
Chen, Wei-Yin	7	7	4.07	23	23	0	0	0	0	137	142	62	62	17	2	39	2	104	0	3
Clark, Zach	0	0	16.20	1	0	0	0	0	0	1.2	3	3	3	0	0	2	0	1	0	0
Feldman, Scott	5	6	4.27	15	15	1	1	0	0	90.2	80	45	43	9	6	31	1	65	1	3
Garcia, Freddy	3	5	5.77	11	10	0	0	0	0	53	60	35	34	16	1	12	0	26	0	0
Gausman, Kevin	3	5	5.66	20	5	0	0	0	2	47.2	51	30	30	8	0	13	2	49	0	4
Gonzalez, Miguel	11	8	3.78	30	28	0	0	0	0	171.1	157	81	72	24	3	53	3	120	0	4
Hammel, Jason	7	8	4.97	26	23	0	0	1	1	139.1	155	81	77	22	8	48	1	96	0	1
Hunter, Tommy	6	5	2.81	68	0	0	0	4	6	86.1	71	28	27	11	2	14	1	68	0	0
Johnson, Jim	3	8	2.94	74	0	0	0	50	59	70.1	72	26	23	5	7	18	4	56	0	2
Johnson, Steve	1	1	7.47	9	1	0	0	0	0	15.2	14	13	13	2	0	13	1	20	0	1
Jurrjens, Jair	0	0	4.91	2	1	0	0	0	0	7.1	9	4	4	1	0	1	0	6	0	1
Matusz, Brian	2	1	3.53	65	0	0	0	0	4	51	43	21	20	3	2	16	2	50	0	0
McFarland, T.J.	4	1	4.22	38	1	0	0	0	0	74.2	83	37	35	7	0	28	5	58	0	2
Norris, Bud	4	3	4.80	11	9	0	0	0	0	50.2	61	27	27	6	1	24	0	57	0	1
Norris, Bud	10	12	4.18	32	30	0	0	0	0	176.2	196	89	82	17	5	67	0	147	0	4
O'Day, Darren	5	3	2.18	68	0	0	0	2	6	62	47	16	15	7	5	15	1	59	0	1
Patton, Troy	2	0	3.70	56	0	0	0	0	1	56	57	25	23	8	3	16	1	42	0	0
Rodriguez, Francisco	2	1	4.50	23	0	0	0	0	0	22	25	11	11	5	1	5	1	28	0	2
Stinson, Josh	0	0	3.18	11	1	0	0	0	1	17	10	7	6	4	1	3	0	12	0	0
Stinson, Josh	0	0	3.18	11	1	0	0	0	1	17	10	7	6	4	1	3	0	12	0	0
Strop, Pedro	0	3	7.25	29	0	0	0	0	3	22.1	23	19	18	4	2	15	2	24	1	5
Tillman, Chris	16	7	3.71	33	33	1	0	0	0	206.1	184	87	85	33	3	68	2	179	1	6
Team Total	85	77	4.20	162	162	2	6	57	84	1453	1438	709	678	202	50	473	32	1169	3	38



ORIOLES VS. OPPONENTS IN 2013

MONTH	HOME	AWAY	TOTAL
April (27)	7-5	9-6	16-11
May (28)	7-7	8-6	15-13
June (28)	11-5	5-7	16-12
July (25)	6-6	6-7	12-13
August (26)	7-6	5-8	12-14
September (28)	8-6	6-8	14-14
TOTAL (162)	46-35	39-42	85-77

VS. A.L. EAST	HOME	AWAY	TOTAL
Boston Red Sox (19)	6-4	5-4	11-8
New York Yankees (19)	6-4	3-6	9-10
Tampa Bay Rays (19)	3-6	3-7	6-13
Toronto Blue Jays (19)	6-3	4-6	10-9
TOTAL (76)	21-17	15-23	36-40

VS. A.L. CENTRAL	HOME	AWAY	TOTAL
Chicago White Sox (7)	3-1	1-2	4-3
Cleveland Indians (7)	2-2	1-2	3-4
Detroit Tigers (6)	2-1	2-1	4-2
Kansas City Royals (7)	2-1	1-3	3-4
Minnesota Twins (6)	1-2	2-1	3-3
TOTAL (33)	10-7	7-9	17-16

DAY OF WEEK	HOME	AWAY	TOTAL
Monday (15)	3-4	3-5	6-9
Tuesday (24)	7-5	6-6	13-11
Wednesday (25)	6-7	5-7	11-14
Thursday (20)	8-2	6-4	14-6
Friday (25)	9-3	6-7	15-10
Saturday (27)	6-8	5-8	11-16
Sunday (26)	7-6	8-5	15-11
TOTAL (162)	46-35	39-42	85-77

VS. A.L. WEST	HOME	AWAY	TOTAL
Houston Astros (6)	2-1	2-1	4-2
Los Angeles Angels (7)	2-1	3-1	5-2
Oakland Athletics (7)	2-1	3-1	5-2
Seattle Mariners (6)	1-2	1-2	2-4
Texas Rangers (7)	2-2	3-0	5-2
TOTAL (33)	9-7	12-5	21-12

VS. N.L.	HOME	AWAY	TOTAL
Arizona Diamondbacks (3)	0-0	0-3	0-3
Colorado Rockies (3)	2-1	0-0	2-1
Los Angeles Dodgers (3)	2-1	0-0	2-1
San Diego Padres (4)	0-2	2-0	2-2
San Francisco Giants (3)	0-0	2-1	2-1
Washington Nationals (4)	2-0	1-1	3-1
TOTAL (20)	6-4	5-5	11-9

2013 ORIOLES ODDS AND ENDS

Home 46-35	Extra innings 8-7	Out-hit opponents 54-24
Away 39-42	Shutouts 6-6	Equal hit total 9-3
Day 27-29	One-run games 20-31	Out-hit by opponents 22-50
Night 58-48	Two-run games 20-11	Most hits in a game 18 (5/10, 7/22)
vs. LHP 27-26	Lead after 7 innings 68-9	Fewest hits in a game 2 (6/7, 9/19)
vs. RHP 58-51	Tied after 7 innings 12-10	No errors 64-55
Series Record 29-19-4	Trail after 7 innings 5-58	With one error 16-17
First game of series 30-22	Lead after 8 innings 73-9	With two errors 4-5
Last game of a series 29-23	Tied after 8 innings 9-11	With three or more errors 1-0
Last 10 games 4-6	Trail after 8 innings 3-57	vs. AL 74-68
Win/Loss streak W2	Orioles score first 49-28	vs. AL East 36-40
Longest win streak 5 (7/14-22)	Opponent scores first 36-49	vs. AL Central 17



Baltimore **ORIOLES**

NOTES

FRONT
OFFICE

ORIOLES
REACH

MANAGER &
COACHES

2014
ORIOLES

2013
IN REVIEW

OPPONENTS

MINOR
LEAGUES

RECORDS &
HISTORY

ORIOLE PARK

MEDIA



OPPONENTS



ORIOLES WON-LOST RECORDS VS. EACH OPPONENT (1954-2013)

OPPONENT	HOME			ROAD			TOTAL		
	W	L	PCT	W	L	PCT	W	L	PCT
Arizona	1	5	.167	2	7	.222	3	12	.200
Atlanta	4	8	.333	12	12	.500	16	20	.444
Boston	232	259	.473	217	268	.447	449	527	.460
Chicago (AL)	207	168	.552	177	199	.471	384	367	.511
Chicago (NL)	1	2	.333	2	1	.667	3	3	.500
Cincinnati	2	1	.667	1	2	.333	3	3	.500
Cleveland	211	202	.511	181	226	.445	392	428	.478
Colorado	5	4	.556	1	2	.333	6	6	.500
Detroit	225	191	.541	211	205	.507	436	396	.524
Houston	8	1	.889	2	4	.333	10	5	.667
Kansas City	138	88	.611	119	110	.520	257	198	.565
Los Angeles (AL)	184	129	.588	161	161	.500	345	290	.543
Los Angeles (NL)	3	3	.500	0	3	.000	3	6	.333
Miami	5	7	.417	1	11	.083	6	18	.250
Milwaukee	115	77	.599	113	87	.565	228	164	.582
Minnesota	169	127	.571	151	146	.508	320	273	.540
New York (AL)	228	262	.465	214	280	.433	442	542	.449
New York (NL)	6	11	.353	3	8	.273	9	19	.321
Oakland	121	126	.490	129	125	.508	150	151	.498
Philadelphia	13	14	.481	13	8	.619	26	22	.542
Pittsburgh	5	1	.833	2	4	.333	7	5	.583
San Diego	2	3	.400	5	3	.625	7	6	.538
San Francisco	1	2	.333	5	4	.556	6	6	.500
Seattle	114	75	.603	95	101	.485	209	176	.543
St. Louis	0	3	.000	1	2	.333	1	5	.167
Tampa Bay	72	65	.526	64	76	.457	136	141	.491
Texas	120	98	.550	121	95	.560	241	193	.555
Toronto	143	130	.524	109	161	.404	252	291	.464
Washington	15	8	.652	11	12	.478	26	20	.565

*Tie games: The Orioles have played 12 tie games; all except one were in Baltimore (one each in '03, '01, '96, '82, and eight others between '55 and '64). Most were Baltimore curfew related. Those curfews, which prohibited starting an inning after 11:50 p.m. six days a week and required the immediate suspension of play at 11:50 p.m. on Saturdays, are no longer in effect... Tie games were played against: Chicago White Sox-4, New York Yankees-3, Kansas City A's-2, Milwaukee-1, Oakland-1, Texas-1.

ORIOLES WON-LOST RECORDS VS. MULTI-CITY FRANCHISES

CURRENT FRANCHISE	TEAM	W	L	YEARS
MILWAUKEE	Seattle Pilots	9	3	1969
	Brewers	220	163	1970-
MINNESOTA	Washington Senators	89	65	'54-'60
	Twins	320	273	1961-
OAKLAND	Philadelphia A's	10	12	1954
	Kansas City A's	151	104	'55-'67
	Oakland A's	250	251	1968-
TEXAS	Washington Senators	135	61	'61-'71
	Rangers	241	193	1972-
WASHINGTON	Montreal Expos	6	9	'91-'01
	Nationals	26	20	2006-

ORIOLES WON-LOST RECORDS IN DIFFERENT BALLPARKS

TEAM	PARK	W	L	YEARS	NOTES
ARIZONA	Chase Field	2	7	'02-'13	
ATLANTA	Turner Field	12	12	'97-'12	
BOSTON	Fenway Park	217	268	'54-'13	
CHICAGO (AL)	Comiskey Park	129	144	'54-'90	*2-0 in 1983 ALCS
	U.S. Cellular Field	46	55	'91-'13	
CHICAGO (NL)	Wrigley Field	2	1	2008	
CINCINNATI	Crosley Field	2	0	1970	*World Series
CLEVELAND	Great American Ballpark	1	2	2005	
	Municipal Stadium	157	173	'54-'93	
	Progressive Field	24	53	'94-'13	*1-1 in '96 ALDS; 1-2 in '97 ALCS
COLORADO	Coors Field	1	2	2004	
DETROIT	Tiger Stadium	188	183	'54-'99	
	Comerica Park	25	23	'00-'12	
HOUSTON	Minute Maid Park	2	4	'03-'13	
	Municipal Stadium	93	71	'54-'57	*vs. A's and Royals (also '69-'72)
KANSAS CITY	Municipal Stadium	17	7	'69-'72	*vs. Royals only
	Ewing Kauffman Stadium	102	103	'73-'13	
LOS ANGELES (AL)	Wrigley Field (LA)	6	4	1961	
	Dodger Stadium	15	20	'62-'65	
	Angel Stadium of Anaheim	140	137	'66-'13	*1-1 in 1979 ALCS
LOS ANGELES (NL)	Dodger Stadium	0	3	2004	*2-0 in 1966 World Series
MILWAUKEE	County Stadium	107	84	'70-'97	*2-0 vs. White Sox ('68 & '69)
MIAMI	Miller Park	1	2	2008	
	Landshark Stadium	1	11	'97-'09	
MINNESOTA	Metropolitan Stadium	77	68	'61-'81	*3-0 in '69 and '70 ALCS
	Hubert H. Humphrey	64	73	'82-'09	
MONTREAL	Metrodome	10	5	'10-'13	
	Target Field	0	6	'98-'00	
	Olympic Stadium	91	100	'54-'73	
NEW YORK (AL)	Old Yankee Stadium	99	141	'74-'08	*1-1 in 1996 ALCS
	Yankee Stadium	15	30	'09-'13	*1-2 in 2012 ALDS
	New Yankee Stadium	3	5	'98-'06	*9-9 vs. NYY ('74-'75); 0-3 in '69 WS
NEW YORK (NL)	Shea Stadium	0	3	2012	
	Citi Field	129	125	'68-'13	*3-3 in '71, '73 & '74 ALCS
OAKLAND	O.co Coliseum	2	9	1954	* vs. Philadelphia A's
PHILADELPHIA	Connie Mack Stadium	9	6	'98-'02	*3-0 in 1983 World Series
	Veterans Stadium	4	2	'04-'09	
PITTSBURGH	Citizens Bank Park	2	4	'71-'79	*World Series
	Three Rivers Stadium	2	4	'05-'11	
SAN DIEGO	PNC Park	5	3	'04-'13	
	Petco Park	5	4	'02-'13	
SAN FRANCISCO	AT&T Park	5	1	1969	*vs. Seattle Pilots
SEATTLE	Sicks' Stadium	68	59	'77-'99	*2-0 in 1997 Division Series
	Kingdome	27	42	'99-'13	
ST. LOUIS	Safeco Field	1	2	2003	
TAMPA BAY	Busch Stadium	64	76	'98-'13	
	Tropicana Field	81	46	'72-'93	
TEXAS	Arlington Stadium	40	49	'94-'13	*1-0 in 2012 AL Wild Card
	Rangers Ballpark	35	41	'77-'88	
TORONTO	Exhibition Stadium	74	120	'89-'13	
	Rogers Centre	51	34	'54-'61	*44-33 vs. original Senators, 7-1 vs. expansion Senators
WASHINGTON	Griffith Stadium	61	35	'62-'71	*Also '06-'07
	Robert F. Kennedy Stadium	8	9	'08-'13	
	Nationals Park	120	78	'54-'13	*238-141 overall vs. D.C. teams
Totals in D.C.					



Baltimore ORIOLES



BOSTON RED SOX

4 Yawkey Way • Boston, MA 02215 • (617) 226-6000 • www.redsox.com
Fenway Park (1912) • Seating Capacity: 37,639 (D), 37,402 (N) • Dimensions (L-R): 310-390-302
Manager: John Farrell • Director of Media Relations: Kevin Gregg • Manager, Media Relations: Jon Shestakofsky

AL EAST

2013 RESULTS

Baltimore won series, 11-8

Date	At	W/L	Score
4/08	BOS	L	1 - 3
4/10	BOS	W	8 - 5
4/11	BOS	W	3 - 2
6/13	BAL	W	5 - 4 (13)
6/14	BAL	W	2 - 0
6/15	BAL	L	4 - 5
6/16	BAL	W	6 - 3
7/26	BAL	W	6 - 0
7/27	BAL	L	3 - 7
7/28	BAL	L	0 - 5
8/27	BOS	L	2 - 13
8/28	BOS	L	3 - 4
8/29	BOS	W	3 - 2
9/17	BOS	W	3 - 2
9/18	BOS	W	5 - 3 (12)
9/19	BOS	L	1 - 3
9/27	BAL	L	3 - 12
9/28	BAL	W	6 - 5
9/29	BAL	W	7 - 6

2014 SCHEDULE

(eastern times)

Date	At	Time
3/31	BAL	3:05
4/02	BAL	7:05
4/03	BAL	7:05
4/18	BOS	7:10
4/19	BOS	1:35
4/20	BOS	7:05
4/21	BOS	11:05
6/09	BAL	7:05
6/10	BAL	7:05
6/11	BAL	7:05
7/04	BOS	1:35
7/05	BOS	7:15
7/06	BOS	1:35
9/08	BOS	7:10
9/09	BOS	7:10
9/10	BOS	1:35
9/19	BAL	7:05
9/20	BAL	7:05
9/21	BAL	1:35

SWEEPS

(most recent)

BAL sweep. @BAL
3 game: 9/28-30/2012
4 game: 7/9-12/1998
BAL sweep. @BOS
3 game: 5/4-06/2012
4 game: 9/29-10/1/1980
BOS sweep. @BAL
3 game: 9/18-20/2009
4 game: 9/20-23/2002
BOS sweep. @BOS
3 game: 9/1-3/2008
4 game: 7/7-10/2011

RECORD BY DECADE

(most recent)

Year	Home	Road	Total
1950s	29 - 37	22 - 44	51 - 81
1960s	58 - 34	47 - 45	105 - 79
1970s	45 - 39	38 - 46	83 - 85
1980s	22 - 40	26 - 33	48 - 73
1990s	29 - 32	28 - 31	57 - 63
2000s	27 - 62	37 - 52	64 - 114
2010s	22 - 15	19 - 17	41 - 32
Total	232 - 259	217 - 268	449 - 527

ALL-TIME SERIES RESULTS (HOME: 232-259; ROAD: 217-268; TOTAL: 449-527)

Year	Home	Road	Total	Year	Home	Road	Total	Year	Home	Road	Total	Year	Home	Road	Total
1954	6-5	5-6	11-11	1969	6-3	4-5	10-8	1984	2-5	4-2	6-7	1999	1-5	4-2	5-7
1955	3-8	5-6	8-14	1970	8-1	5-4	13-5	1985	1-5	4-3	5-8	2000	1-5	4-2	5-7
1956	4-7	2-9	6-16	1971	6-3	3-6	9-9	1986	1-6	3-3	4-9	2001	3-6	6-4	9-10
1957	5-6	3-8	8-14	1972	4-5	3-6	7-11	1987	1-6	0-6	1-12	2002	2-8	4-5	6-13
1958	6-5	4-7	10-12	1973	4-5	3-6	7-11	1988	3-4	1-5	4-9	2003	4-5	5-5	9-10
1959	5-6	3-8	8-14	1974	4-5	6-3	10-8	1989	4-2	2-5	6-7	2004	4-6	6-3	10-9
1960	8-3	8-3	16-6	1975	3-6	6-3	9-9	1990	3-4	1-5	4-9	2005	3-6	5-4	8-10
1961	8-1	3-6	11-7	1976	5-4	2-7	7-11	1991	4-2	4-3	8-5	2006	2-7	1-8	3-15
1962	5-4	3-6	8-10	1977	2-5	4-3	6-8	1992	4-3	4-2	8-5	2007	3-6	3-6	6-12
1963	4-5	3-6	7-11	1978	5-3	2-5	7-8	1993	2-4	4-3	6-7	2008	4-5	2-7	6-12
1964	7-2	4-5	11-7	1979	4-2	4-3	8-5	1994	1-2	3-0	4-2	2009	1-8	1-8	2-16
1965	6-3	5-4	11-7	1980	3-4	5-1	8-5	1995	4-3	0-6	4-9	2010	5-4	4-5	9-9
1966	4-5	8-1	12-6	1981	1-1	1-1	2-2	1996	4-3	3-3	7-6	2011	5-4	3-6	8-10
1967	4-5	6-3	10-8	1982	3-4	1-5	4-9	1997	2-4	3-3	5-7	2012	6-3	7-2	13-5
1968	6-3	3-6	9-9	1983	3-3	5-2	8-5	1998	4-2	2-4	6-6	2013	6-4	5-4	11-8

MISCELLANEOUS SERIES INFO:

Best Season Series Record:	16-6 (1960)
Worst Season Series Record:	1-12 (1987)
Most Runs, Game (BAL):	16 (4 times, most recently June 11, 1993)
Most Runs, Game (BOS):	20 (August 14, 1955)
Longest Winning Streak:	12 (July 19, 1979-August 28, 1980)

Longest Losing Streak:	10 (July 31, 2009-April 24, 2010)
Current Streak:	Won 2
Largest Crowd (Memorial Stadium):	52,161 (April 3, 1989)
Largest Crowd (OPACY):	49,828 (July 10, 2005)
Largest Crowd (Fenway Park):	38,540 (September 18, 2013)

2013 HIGHLIGHTS: The Orioles won the season series for the second straight year, the only team in the East to win the season series over the WS champs • Since July 19, 2011, the Orioles are 30-16 against the Red Sox (15-9 in Baltimore and 15-7 in Boston) • The O's rallied to an 8-5 win with a 5-run top of the 9th on April 10, including Manny Machado's three-run home run with two outs • The Birds won both extra inning games on Chris Davis RBI singles, 5-4 on June 16 in the 13th and 5-3 on September 18 in the 12th • Davis bashed his club record breaking 51st HR on September 17 off Ryan Dempster at Fenway, on his way to a ML-best 53 on the season • Davis led the club with seven HR and 15 RBI in 19 head-to-head games...Adam Jones tied for the club lead with 12 RBI and 11 runs...Nick Markakis also had 11 runs scored • Machado batted .324/.356/.559 in 16 games, with a team-best seven doubles and 12 RBI...Danny Valencia batted .441/.472/.676 in 34 at-bats • LHP T.J. McFarland (3-0, 1.74) became the 4th Oriole rookie to collect 3 or more wins over Boston, the first since Rodrigo Lopez posted his 4 in 2002 • RHP Chris Tillman went 3-1 with a 2.65 ERA (37.1IP, 11ER) and 37 strikeouts in six starts • RHP Jim Johnson went 9-for-9 in save chances, including his 50th of the season on September 29, making him the 2nd reliever in baseball history with consecutive 50+ save seasons • LHP Brian Matusz retired David Ortiz in all five head-to-head at-bats, and has limited the slugger to 1-for-20 in their career match-ups through 2013.

ALL-TIME HIGHLIGHTS: On September 21, 2012 in Boston, Jim Johnson set the club single season save record with his 46th...He later became the 10th AL pitcher to record 50 saves with his 50th on September 30 against Boston • On May 6, 2012 the O's won a 17-inning game that saw Adam Jones' three run homer make a winner out of Chris Davis, who came on to pitch in the 16th inning • Davis became the first AL position player to pick up a win since Rocky Colavito on August 25, 1968 for New York against Detroit • The Orioles won seven straight games at Fenway Park from September 20, 2011-June 6, 2012, setting a franchise record for most consecutive wins at Fenway Park • Brian Matusz was 2-0 with a 2.43 ERA in five starts against Boston in 2010, becoming the first rookie since the St. Louis Browns' Sig Jakucki in 1944 (4-0 in five starts) to go undefeated in five starts against Boston • On June 30, 2009 at Camden Yards, the Orioles turned a 10-1 deficit into an 11-10 victory, completing the largest comeback in franchise history • Manny Ramirez hit his 500th home run on 5/31/08 at Camden Yards, becoming only the second player to hit #500 at Camden Yards (Eddie Murray) • Red Sox pitchers have thrown the last two no-hitters against the Orioles (Clay Buchholz, 9/1/07 and Hideo Nomo, 4/4/01) • Nomo's no-hitter is the only no-hitter in Camden Yards history • Mike Mussina matched his own club record with 15 strikeouts in a 1-0 win at Fenway Park on 9/24/00 • On 4/26/97 against the Red Sox, Roberto Alomar became the first player to hit three home runs in a game at Camden Yards • Eddie Murray hit his 304th career home run/against Boston on 9/12/87, passing Boog Powell on the Orioles all-time home run list • Tom Phoebus pitched a no-hitter against Boston on 4/27/68 • Boog Powell homered three times at Fenway Park on 8/15/66 • Frank Robinson hit a home run in his first game as an Oriole, a 5-4 win over the Red Sox in the season opener on 4/12/66 • Ted Williams hit a home run in the final at-bat of his career against the Orioles' Jack Fisher on 9/28/60 in Fenway Park.



OPPONENTS



AL EAST

NEW YORK YANKEES

Yankee Stadium • One East 161st Street • Bronx, NY 10451 • (718) 293-4300 • www.yankees.com
Yankee Stadium (2009) • Seating Capacity: 49,642 • Dimensions (L-R): 318-408-314 • Manager: Joe Girardi
Director of Communications & Media Relations: Jason Zillo • Ast. Dir. Baseball Info & Public Comm: Michael Margolis

2013 RESULTS

NY won series, 10-9

Date	At	W/L	Score
4/12	NYN	L	2 - 5
4/13	NYN	W	5 - 3
4/14	NYN	L	0 - 3
5/20	BAL	L	4 - 6 (10)
5/21	BAL	W	3 - 2 (10)
5/22	BAL	W	6 - 3
6/28	BAL	W	4 - 3
6/29	BAL	W	11 - 3
6/30	BAL	W	4 - 2
7/05	NYN	L	2 - 3
7/06	NYN	L	4 - 5
7/07	NYN	W	2 - 1
8/30	NYN	L	5 - 8
8/31	NYN	L	0 - 2
9/01	NYN	W	7 - 3
9/09	BAL	W	4 - 2
9/10	BAL	L	5 - 7
9/11	BAL	L	4 - 5
9/12	BAL	L	5 - 6

2014 SCHEDULE

(eastern times)

Date	At	Time
4/07	NYN	1:05
4/08	NYN	1:05
4/09	NYN	7:05
6/20	NYN	7:05
6/21	NYN	1:05
6/22	NYN	TBD
7/11	BAL	7:05
7/12	BAL	4:05
7/13	BAL	8:05
8/11	BAL	7:05
8/12	BAL	7:05
8/13	BAL	7:05
9/12	BAL	7:05
9/13	BAL	1:05
9/14	BAL	1:35
9/22	NYN	7:05
9/23	NYN	7:05
9/24	NYN	1:05
9/25	NYN	7:05

SWEEPS

(most recent)

BAL sweep. @BAL
3 game: 6/28-30/2013
4 game: 9/5-7/1966
5 game: 9/13-16/1976
BAL sweep. @NYN
3 game: 6/6-8/1986
4 game: 9/21-23/1976
NYN sweep. @BAL
3 game: 4/9-11/2012
4 game: 8/14-17/2003
NYN sweep. @NYN
3 game: 6/1-3/2010
4 game: 9/19-22/2005

RECORD BY DECADE

(most recent)

Year	Home	Road	Total
1950s	24 - 42	22 - 44	46 - 86
1960s	59 - 32	52 - 41	111 - 73
1970s	44 - 37	45 - 36	89 - 73
1980s	31 - 34	25 - 40	56 - 74
1990s	23 - 38	27 - 37	50 - 75
2000s	32 - 57	30 - 59	62 - 116
2010s	15 - 22	13 - 23	28 - 45
Total	228 - 262	214 - 280	442 - 542

ALL-TIME SERIES RESULTS (HOME: 228-262; ROAD: 214-280; TOTAL: 442-542)

Year	Home	Road	Total	Year	Home	Road	Total	Year	Home	Road	Total	Year	Home	Road	Total
1954	3-8	2-9	5-17	1969	7-2	4-5	11-7	1984	3-4	2-4	5-8	1999	1-5	3-4	4-9
1955	2-9	1-10	3-19	1970	6-3	5-4	11-7	1985	1-5	0-7	1-12	2000	3-3	2-4	5-7
1956	6-5	3-8	9-13	1971	6-3	5-4	11-7	1986	1-6	4-2	5-8	2001	2-8	3-5	5-13
1957	4-7	5-6	9-13	1972	4-4	3-2	7-6	1987	2-4	1-6	3-10	2002	3-6	3-7	6-13
1958	5-6	3-8	8-14	1973	5-4	4-5	9-9	1988	2-5	1-5	3-10	2003	2-7	4-6	6-13
1959	4-7	8-3	12-10	1974	5-4	6-3	11-7	1989	3-3	5-2	8-5	2004	2-7	3-7	5-14
1960	8-3	1-10	9-13	1975	5-4	3-6	8-10	1990	3-4	3-2	6-7	2005	5-4	2-7	7-11
1961	4-5	5-4	9-9	1976	5-4	8-1	13-5	1991	3-3	2-5	5-8	2006	3-7	4-5	7-12
1962	7-3	4-4	11-7	1977	4-3	4-4	8-7	1992	2-5	3-3	5-8	2007	5-4	4-5	9-9
1963	3-6	4-5	7-11	1978	2-6	4-3	6-9	1993	3-3	3-4	6-7	2008	4-5	3-6	7-11
1964	6-3	4-5	10-8	1979	2-2	3-4	5-6	1994	1-3	3-3	4-6	2009	3-6	2-7	5-13
1965	3-4	10-1	13-5	1980	4-3	3-3	7-6	1995	4-3	2-4	6-7	2010	3-6	2-7	5-13
1966	8-1	7-2	15-3	1981	5-1	2-5	7-6	1996	0-6	3-4	3-10	2011	3-6	2-7	5-13
1967	6-3	7-2	13-5	1982	7-0	4-2	11-2	1997	3-3	5-1	8-4	2012	3-6	6-3	9-9
1968	7-2	6-3	13-5	1983	3-3	3-4	6-7	1998	3-3	0-6	3-9	2013	6-4	3-6	9-10

MISCELLANEOUS SERIES INFO:

Best Season Series Record:	15-3 (1966)
Worst Season Series Record:	1-12 (1985)
Most Runs, Game (BAL):	18 (June 8, 1986)
Most Runs, Game (NYN):	20 (August 14, 1955)
Longest Winning Streak:	9 (August 5, 1967-May 22, 1968)
Longest Losing Streak:	10 (most recently April 28-June 9, 2010)

Current Streak:	Lost 3
Largest Crowd (Memorial Stadium):	51,649 (August 16, 1980)
Largest Crowd (OPACY):	49,696 (June 22, 2004)
Largest Crowd (Old Yankee Stadium):	58,102 (August 9, 1964)
Largest Crowd (New Yankee Stadium):	47,134 (July 22, 2009)

2013 HIGHLIGHTS: The Orioles lost the season series, 10-9, despite outscoring NY, 77-72 • The O's used Chris Dickerson's 1st career multi-HR game and Nate McLouth's 1st career walk-off HR to win, 3-2, on May 21 • That win sparked a 5-game winning streak for the Birds



Baltimore ORIOLES



TAMPA BAY RAYS

One Tropicana Drive • St. Petersburg, FL 33705 • (727) 825-3137 • www.raysbaseball.com
Tropicana Field (1998) • Seating Capacity: 31,042 • Dimensions (L-R): 315-404-322 • Manager: Joe Maddon
Vice President, Communications: Rick Vaughn • Director, Communications: Dave Haller

AL EAST

2013 RESULTS

Tampa Bay won series, 13-6				
Date	At	W/L	Score	
4/02	TB	W	7 - 4	
4/03	TB	L	7 - 8	
4/04	TB	W	6 - 3	
4/16	BAL	W	5 - 4	
4/17	BAL	L	2 - 6	
4/18	BAL	W	10 - 6 (10)	
5/17	BAL	L	10 - 12	
5/18	BAL	L	6 - 10	
5/19	BAL	L	1 - 3	
6/07	TB	L	1 - 2	
6/08	TB	L	0 - 8	
6/09	TB	W	10 - 7	
8/19	BAL	L	3 - 4	
8/20	BAL	L	4 - 7	
8/21	BAL	W	4 - 2	
9/20	TB	L	4 - 5 (18)	
9/21	TB	L	1 - 5	
9/22	TB	L	1 - 3	
9/23	TB	L	4 - 5	

2014 SCHEDULE

(eastern times)		
Date	At	Time
4/14	BAL	7:05
4/15	BAL	7:05
4/16	BAL	12:35
5/06	TB	7:10
5/07	TB	7:10
5/08	TB	7:10
6/16	TB	7:10
6/17	TB	7:10
6/18	TB	1:10
6/27	BAL	7:05
6/28	BAL	4:05
6/29	BAL	1:35
8/25	BAL	7:05
8/26	BAL	7:05
8/27	BAL	7:05
8/28	BAL	7:05
9/07	TB	1:40

SWEEPS

(most recent)		
BAL sweep	@BAL	
3 game:	9/11-13/2012	
4 game:	Never	
BAL sweep	@TB	
3 game:	4/1-3/2011	
4 game:	Never	
TB sweep	@BAL	
3 game:	5/17-19/2013	
4 game:	9/22-24/2008	
TB sweep	@TB	
3 game:	8/29-31/2008	
4 game:	9/20-23/2013	

RECORD BY DECADE

(most recent)		
Year	Home	Road
1990s	4 - 8	6 - 6
2000s	53 - 36	41 - 50
2010s	15 - 21	17 - 20
Total	72 - 65	64 - 76

ALL-TIME SERIES RESULTS (HOME: 72-65; ROAD: 64-76; TOTAL: 136-141)

Year	Home	Road	Total
1998	1 - 5	4 - 2	5 - 7
1999	3 - 3	2 - 4	5 - 7
2000	5 - 1	3 - 4	8 - 5
2001	5 - 5	5 - 4	10 - 9
2002	5 - 4	5 - 5	10 - 9
2003	6 - 4	2 - 7	8 - 11
2004	5 - 2	6 - 4	11 - 8
2005	7 - 2	6 - 4	12 - 6
2006	7 - 2	6 - 4	12 - 6
2007	6 - 3	5 - 4	11 - 7
2008	2 - 7	1 - 8	3 - 15
2009	5 - 4	3 - 6	8 - 10
2010	3 - 6	4 - 5	7 - 11
2011	3 - 6	6 - 3	9 - 9
2012	6 - 3	4 - 5	10 - 8

MISCELLANEOUS SERIES INFO:

Best Season Series Record:	13-6 (2006)
Worst Season Series Record:	3-15 (2008)
Most Runs, Game (BAL):	17 (August 10, 1999)
Most Runs, Game (TB):	20 (August 14, 1955)
Longest Winning Streak:	9 (August 15, 1967-May 22, 1968)
Longest Losing Streak:	12 (April 30-September 24, 2008)

Current Streak:	Lost 4
Largest Crowd (Memorial Stadium):	51,649 (August 16, 1980)
Largest Crowd (OPACY):	49,696 (June 22, 2004)
Largest Crowd (Old Yankee Stadium):	58,102 (August 9, 1964)
Largest Crowd (New Yankee Stadium):	47,134 (July 22, 2009)

2013 HIGHLIGHTS: The O's dropped the season series and are 1-4-1 vs. TB in the last six season series, after going 4-0 from 2004-'07 • On September 20, the Birds set a club record for longest time of game (6:54) in their 11-inning, 5-4 loss at Tampa • Matt Wieters hit a walk-off grand slam in the 10th inning on April 18, his 2nd career walk-off HR and 2nd career grand slam • It was the O's first walk-off grand slam since Harold Baines vs. CWS, May 4, 1999 • Tampa swept a 3-game series at Baltimore (first since May 6-8, 2011) and a 4-game series in Tampa (first time ever) in 2013 • After winning each of the first two series, 2-1, the O's finished the season series by going 2-11 in the final 13 games • Wieters batted .318/.378/.652 with 5 HR and 16 RBI in 17 games, and is now batting .333/.389/.568 with 15 HR and 52 RBI in 73 games vs. TB • Chris Davis led the club with 6 HR and 18 RBI vs. Tampa, triple slashing .282/.393/.634 in 19 games • LHP Wei-Yin Chen posted a 3.18 ERA (17.0IP, 6ER) in 3 starts and is now 2-3 with a 3.04 ERA (50.1IP, 17ER) in 8 career starts vs. TB • In 10 relief appearances, RHP Darren O'Day pitched to a 2.08 ERA (8.2IP, 2ER) against the Rays

ALL-TIME HIGHLIGHTS: On April 1-3, 2011, the O's swept a three-game set in Tampa for the first time since September 30-October 1, 2005 • April 1-3, 2011, the Orioles allowed fewer than two runs and fewer than five hits in three straight games for the first time since June 8, 1979 • The O's hit 3 HR on Opening Day 2010 at TB, the fifth time in franchise history they have hit three or more HR on OD (also 1964, 1973, 1982 and 2006) • The Orioles set club records for runs (12) and hits (11) in an inning on their way to a 15-6 victory over Tampa on April 10, 2002 • On September 29, 2009 in Tampa, Brian Roberts hit his 56th double of the season to set a new major league record for doubles by a switch hitter in a season • The O's captured a 10-7 victory on Opening Day in 1999, which included a three-run home run from Albert Belle in his Orioles debut • On August 10, 1999, the Orioles had 20 hits in a 17-1 win over Tampa Bay • On September 2, 1999, Cal Ripken Jr. became the 29th player to hit 400 home runs when he connected off Tampa's Rolando Arroyo in the 3rd inning • The 1998 season was only the second time the Orioles lost a season series to a first-year expansion team, as they went 8-10 against the Angels in 1961 • The Rays took four games from the O's in Baltimore May 15-18, 1998, becoming only the second expansion team to sweep a four-game series on the road • The Orioles scored a total of nine runs and led for only half an inning during that series, going 6-for-32 in each game.



OPPONENTS

AL EAST

TORONTO BLUE JAYS

1 Blue Jays Way, Suite 3200 • Toronto, ON M5V 1J1 • (416) 341-1000 • www.bluejays.com
Rogers Centre (1989) • Seating Capacity: 49,286 • Dimensions (L-R): 328-400-328 • Manager: John Gibbons
Vice President of Communications: Jay Stenhouse • Manager of Baseball Information: Mal Romanin



2013 RESULTS

Baltimore won series, 10-9				
Date	At	W/L	Score	
4/22	BAL	W	2 - 1	
4/23	BAL	W	4 - 3	
4/24	BAL	L	5 - 6 (11)	
5/23	TOR	L	6 - 12	
5/24	TOR	W	10 - 6	
5/25	TOR	W	6 - 5	
5/26	TOR	L	5 - 6	
6/21	TOR	L	6 - 7	
6/22	TOR	L	2 - 4	
6/23	TOR	L	5 - 13	
7/12	BAL	W	8 - 5	
7/13	BAL	L	3 - 7	
7/14	BAL	W	7 - 4	
9/13	TOR	W	5 - 3	
9/14	TOR	L	3 - 4	
9/15	TOR	W	3 - 1	
9/24	BAL	L	2 - 3 (10)	
9/25	BAL	W	9 - 5	
9/26	BAL	W	3 - 2	

2014 SCHEDULE

(eastern times)		
Date	At	Time
4/11	BAL	7:05
4/12	BAL	7:05
4/13	BAL	1:35
4/22	TOR	7:07
4/23	TOR	7:07
4/24	TOR	7:07
6/12	BAL	7:05
6/13	BAL	7:05
6/14	BAL	4:05
6/15	BAL	1:35
8/05	TOR	7:07
8/06	TOR	7:07
8/07	TOR	7:07
9/15	BAL	7:05
9/16	BAL	7:05
9/17	BAL	7:05
9/26	TOR	7:07
9/27	TOR	1:07
9/28	TOR	1:07

SWEEPS

(most recent)		
BAL sweep	@BAL	
3 game:	4/24-26/2012	
4 game:	6/29-7/1/1979	
BAL sweep	@TOR	
3 game:	4/22-24/2005	
4 game:	Never	
TOR sweep	@BAL	
3 game:	7/16-18/2010	
4 game:	6/26-29/1997	
TOR sweep	@TOR	
3 game:	6/21-23/2013	
4 game:	6/26-28/1978	

RECORD BY DECADE

(most recent)		
Year	Home	Road
1970s	18 - 4	11 - 10
1980s	35 - 27	27 - 34
1990s	29 - 34	25 - 35
2000s	42 - 48	35 - 56
2010s	19 - 17	11 - 26
Total	143 - 130	109 - 161

ALL-TIME SERIES RESULTS (HOME: 143-130; ROAD: 109-161; TOTAL: 252-291)

Year	Home	Road	Total
1977	5 - 3	5 - 2	10 - 5
1978	6 - 1	2 - 6	8 - 7
1979	7 - 0	4 - 2	11 - 2
1980	6 - 0	5 - 2	11 - 2
1981	3 - 1	2 - 1	5 - 2
1982	4 - 2	6 - 1	10 - 3
1983	5 - 2	2 - 4	7 - 6
1984	2 - 4	2 - 5	4 - 9
1985	3 - 4	1 - 4	4 - 8
1986	3 - 3	5 - 2	8 - 5
1987	1 - 6	0 - 6	1 - 12
1988	4 - 2	1 - 6	5 - 8
1989	4 - 3	3 - 3	7 - 6
1990	3 - 3	2 - 5	5 - 8
1991	2 - 5	3 - 3	5 - 8

Year	Home	Road	Total
1992	3 - 3	2 - 5	5 - 8
1993	3 - 4	2 - 4	5 - 8
1994	4 - 2	3 - 0	7 - 2
1995	3 - 4	4 - 2	7 - 6
1996	4 - 2	4 - 3	8 - 5
1997	2 - 4	4 - 2	6 - 6
1998	4 - 2	1 - 5	5 - 7
1999	1 - 5	0 - 6	1 - 11
2000	5 - 2	2 - 4	7 - 6
2001	3 - 6	4 - 6	7 - 12
2002	2 - 8	2 - 7	4 - 15
2003	4 - 5	4 - 6	8 - 11
2004	4 - 6	7 - 2	11 - 8
2005	3 - 6	6 - 4	9 - 10
2006	5 - 4	3 - 7	8 - 11

MISCELLANEOUS SERIES INFO:

Best Season Series Record:	11-2 (1979 & 1980)
Worst Season Series Record:	1-12 (1987)
Most Runs, Game (BAL):	23 (September 28, 2000)
Most Runs, Game (TOR):	24 (June 26, 1978)
Longest Winning Streak:	15 (September 8, 1978-September 6, 1979)

Longest Losing Streak:	13 (April 11, 1999-May 10, 2000)
Current Streak:	Won 2
Largest Crowd (Memorial Stadium):	47,387 (August 23, 1983)
Largest Crowd (OPACY):	48,011 (June 20, 1998)
Largest Crowd (Rogers Centre):	50,528 (June 25, 1994)

2013 HIGHLIGHTS: The Birds won the season series for the second straight year after going 0-6-1 against the Jays in season series from 2005-'11 • The Orioles have lost 37 of the last 50 games at Rogers Centre since June of 2008 • Nick Markakis gave the O's a walk-off win with his 2-out single in the bottom of the 9th on April 22, the first game of the year between the clubs • Toronto's 11-inning win on April 24 denied the O's a series sweep and also snapped Baltimore's 17-game win streak in regular season extra-inning games • On May 24, the O's bashed four homers in the 10-6 win in Toronto, their season-high for homers in a game (done four times in 2013) • The Birds were swept in a three-game set in Toronto, June 21-23 • Baltimore then won each of the final three series of the season (each 2-1), to win the season series 10-9 • In his third start for the O's after being acquired on July 2, Scott Feldman earned the win in the rubber game of the series on July 14 (7.1IP, 3ER, 7K) • On September 13, Chris Davis hit his club-record tying 50th HR of the season, helping the Birds to a 5-3 win • Jonathan Schoop's first career HR propelled the Birds to a 9-5 win on September 25...They would win the season series with a 3-2 win the next night • Adam Jones batted .347/.382/.708 and Chris Davis hit .299/.377/.716...Since 2012, Davis (16 HR) and Jones (14) rank #1 and 2 in MLB in HR vs. TOR • RHP Miguel Gonzalez went 3-1 with a 2.30 ERA (31.1IP, 8ER) in 5 starts...RHP Darren O'Day posted a 1.35 ERA (6.2IP, ER) in 8 games.

ALL-TIME HIGHLIGHTS: Jose Bautista's nine homers in 2010 tied Tony Batista (TOR, 2000) and Frank Howard (WAS, 1968) for most homers in a season by an Orioles opponent and were one more than the O's hit against Toronto • The Orioles lost 16 straight games in Toronto from August 8, 2009-June 15, 2011 • Mark Reynolds homered into the second deck at Camden Yards August 7, 2011 off Ricky Romero...It was just the second ball to reach the second level in Camden Yards history (Rex Hudler 6/11/95) • The Orioles are 19-45-6 in their last 70 series against Toronto since June 2001 and have been swept 17 times during that stretch • The O's lost 16 straight games in Toronto from August 8, 2009-June 16, 2011 • On September 28, 2000, the Birds set a club record for runs in a game in a 23-1 win over the Blue Jays • On September 24, 1997, the Orioles defeated Toronto 9-3 and clinched their first AL East title since 1983 • Roberto Alomar's game-winning home run in the 10th inning at Skydome on September 28, 1996 helped the Orioles defeat the Blue Jays to clinch the Wild Card • On July 15, 1996 against Toronto, Cal Ripken Jr. played third base for the first time since June 30, 1982, snapping a streak of 2,216 consecutive games at shortstop • In 1989 the O's went to Toronto on the last weekend of the season, trailing the Jays by one game...Toronto won the first two games to win the division • Toronto hit a major-league record 10 home runs against the Birds on September 14, 1987, giving them an 18-3 lead • Manager Cal Ripken Sr. then removed Cal Ripken Jr. from the game and ended his consecutive innings streak at 8,265, an ML record • On August 24, 1983, Tippy Martinez picked off three Toronto runners from first base in the same inning • Utility infielder Lenn Sakata, catching the inning Martinez picked off the runners, hit a 10th inning game-winning home run to give the O's a 7-4 victory • The Blue Jays beat the O's 24-10 on June 26, 1978, a game in which player/coach Elrod Hendricks pitched 2.1 scoreless innings.



Baltimore ORIOLES



CHICAGO WHITE SOX

AL CENTRAL

333 W. 35th Street • Chicago, IL 60616 • (312) 674-1000 • www.whitesox.com
U.S. Cellular Field (1991) • Seating Capacity: 40,615 • Dimensions (L-R): 330-400-335 • Manager: Robin Ventura
Director of Media Relations: Bob Beghtol • Assistant Director, Media Relations: Ray Garcia

2013 RESULTS

Baltimore won series, 4-3

Date	At	W/L	Score
7/02	CWS	L	2 - 5
7/03	CWS	W	4 - 2
7/04	CWS	L	2 - 3
9/05	BAL	W	3 - 1
9/06	BAL	W	4 - 0
9/07	BAL	W	4 - 3
9/08	BAL	L	2 - 4

2014 SCHEDULE

(eastern times)

Date	At	Time
6/23	BAL	7:05
6/24	BAL	7:05
6/25	BAL	7:05
8/18	CWS	8:10
8/19	CWS	8:10
8/19	CWS	8:10

SWEEPS

(most recent)

BAL sweep	@BAL
3 game:	5/4-6/1999
4 game:	7/19-22/1990
BAL sweep	@CWS
3 game:	5/22-24/1989
4 game:	7/6-9/1995
CWS sweep	@BAL
3 game:	8/31-9/2/1998
4 game:	7/29-8/1/2005
CWS sweep	@CWS
3 game:	5/13-15/2003
4 game:	6/18-21/1956

RECORD BY DECADE

(most recent)

Year	Home	Road	Total
1950s	31 - 35	25 - 41	56 - 76
1960s	49 - 39	46 - 44	95 - 83
1970s	43 - 14	31 - 25	74 - 39
1980s	36 - 23	27 - 30	63 - 53
1990s	22 - 31	24 - 28	46 - 59
2000s	16 - 20	16 - 25	32 - 45
2010s	10 - 6	8 - 6	18 - 12
Total	207 - 168	177 - 199	384 - 367

ALL-TIME SERIES RESULTS (HOME: 207-177; ROAD: 177-199; TOTAL: 384-367)

Year	Home	Road	Total	Year	Home	Road	Total	Year	Home	Road	Total	Year	Home	Road	Total
1954	3-8	4-7	7-15	1969	4-2	5-1	9-3	1984	4-2	3-3	7-5	1999	4-2	3-1	7-3
1955	5-6	5-6	10-12	1970	5-1	4-2	9-3	1985	4-2	4-2	8-4	2000	2-2	2-4	4-6
1956	6-5	3-8	9-13	1971	5-1	3-3	8-4	1986	6-0	3-3	9-3	2001	1-3	2-1	3-4
1957	5-6	5-6	10-12	1972	5-1	3-3	8-4	1987	2-4	6-0	8-4	2002	2-1	1-3	3-4
1958	6-5	3-8	9-13	1973	5-1	3-3	8-4	1988	2-3	2-4	4-7	2003	2-1	0-3	2-4
1959	6-5	5-6	11-11	1974	4-2	1-5	5-7	1989	2-4	4-2	6-6	2004	1-2	1-2	2-4
1960	8-3	5-6	13-9	1975	4-1	3-3	7-4	1990	4-2	2-4	6-6	2005	0-4	2-2	2-6
1961	7-2	4-5	11-7	1976	4-2	4-2	8-4	1991	1-5	3-3	4-8	2006	1-2	1-3	2-5
1962	5-4	4-5	9-9	1977	3-2	2-3	5-5	1992	3-3	3-3	6-6	2007	3-1	2-2	5-3
1963	4-5	3-6	7-11	1978	4-1	4-0	8-1	1993	2-4	2-4	4-8	2008	2-3	2-2	4-5
1964	4-5	6-3	10-8	1979	4-2	4-1	8-3	1994	1-2	1-2	2-4	2009	2-1	3-3	5-4
1965	5-4	4-5	9-9	1980	4-2	2-4	6-6	1995	2-1	4-0	6-1	2010	3-1	1-2	4-3
1966	3-6	6-3	9-9	1981	3-3	0-3	3-6	1996	2-4	2-4	4-8	2011	1-3	3-1	4-4
1967	3-5	4-6	7-11	1982	5-1	0-6	5-7	1997	2-3	3-3	5-6	2012	3-1	3-1	6-2
1968	6-3	5-4	11-7	1983	4-2	3-3	7-5	1998	1-5	1-4	2-9	2013	3-1	1-2	4-3

MISCELLANEOUS SERIES INFO:

Best Season Series Record:	8-1 (1978)	Longest Losing Streak:	9 (May 1-June 21, 1958)
Worst Season Series Record:	2-9 (1998)	Current Streak:	Lost 1
Most Runs, Game (BAL):	18 (April 29, 1970)	Largest Crowd (Memorial Stadium):	51,327 (April 2, 1984)
Most Runs, Game (CWS):	18 (April 23, 1981)	Largest Crowd (OPACY):	48,093 (April 16, 1998)
Longest Winning Streak:	9, twice, (most recently September 4, 1977-September 2, 1978)	Largest crowd (Old Comiskey):	48,952 (September 4, 1977)
		Largest crowd (US Cellular Field):	43,589 (May 28, 1994)

2013 HIGHLIGHTS: The O's won the season series, 4-3, despite not scoring more than four runs in a game against the South Siders • Baltimore batted 237/288/427 as a team in the seven games, clubbing 24 extra-base hits (14-2B, 10HR) • Birds starters posted a 3.11 ERA (46.1IP, 16ER) and five Quality Starts in the seven games...The bullpen went 2-1 with two saves and a 1.13 ERA (16.0IP, 2ER) • Nick Markakis was the only Oriole regular to hit over .300 against the Sox in '13, batting .409 (9-22) with two walks and four runs scored • Brian Roberts hit three solo homers against the Sox in 2013 • Chris Davis doubled twice, homered twice and drove in five runs in the seven games • Scott Feldman threw a five-hit shutout, walking one and striking out three in a 4-0 win September 6 in Baltimore • Jim Johnson was 2-for-2 in save opportunities, allowing just a pair of singles in 2013 • Birds used solo homers by Jones, Hardy and Roberts to beat the Sox 3-1 in the series opener in Baltimore September 5 • Orioles homered three times the following night (Valencia, Davis, Jones) in support of Feldman's five-hit shutout • Matt Wieters' walk-off single in the 10th beat the Sox September 7 for the Orioles' third straight win to open the home series • Adam Dunn hit a one-out walk-off homer in the ninth inning July 4 off Tommy Hunter (Dunn homered three times vs. Baltimore in 2013).

ALL-TIME HIGHLIGHTS: The Orioles have won the season series in five of the last seven years (07, 09, 10, 12 & 13) after dropping each season series from 1999-2006 • The Orioles and White Sox game in Chicago on April 28, 2008 was suspended until August 25, 2008 in Baltimore...The winning run was driven in by Lou Montanez, who was in Double-A in April when the game officially began and Alberto Castillo picked up his first major league win in relief despite not being with the Orioles when the game was started in April • On August 21, 1999, Brady Anderson became the third player in major league history to lead off both games of a doubleheader with a home run • The Orioles trailed Chicago in the wild card race for most of 1996 before taking two of three September 10-12 moving in to the lead which they held the rest of the season • Wilson Alvarez pitched a no-hitter against the Orioles on August 11, 1991 • The Orioles snapped their 21-game losing streak to begin the 1988 season with a 9-0 win at Chicago April 29 • Eddie Murray became the only player in baseball history to homer from both sides of the plate in consecutive games May 8-9, 1987 at Comiskey Park • The Orioles defeated the White Sox three games to one in the 1983 ALCS • Mike Boddicker struck out a then-record 14 batters in Game 2 of the 1983 ALCS • Brooks Robinson hit for the cycle July 15, 1960 against the White Sox as part of a five-hit night (two singles) • Jim Wilson and Dick Donovan combined to shut out the Orioles in both games of a doubleheader June 15, 1968 • In a five-year span from 1955-1959, Chicago and Baltimore played four tie games at Memorial Stadium (three games suspended by curfew and he August 6, 1959 game was called after 18 innings)...Also in 1959, the Orioles and White Sox played two 17-inning games (June 4 and July 25)



OPPONENTS

AL CENTRAL

CLEVELAND INDIANS

2401 Ontario Street • Cleveland, OH 44115 • (216) 420-4200 • www.indians.com
Progressive Field (1994) • Seating Capacity: 42,241 • Dimensions (L-R): 325-405-325 • Manager: Terry Francona
Director of Media Relations: Bart Swain • Manager of Media Relations: Court Berry-Tripp

2013 RESULTS

Cleveland won series, 4-3

Date	At	W/L	Score
6/24	BAL	L	2 - 5
6/25	BAL	W	6 - 3
6/26	BAL	L	3 - 4
8/27	BAL	W	7 - 3
9/02	CLE	W	7 - 2
9/03	CLE	L	3 - 4
9/04	CLE	L	4 - 6

2014 SCHEDULE

(eastern times)

Date	At	Time
5/22	BAL	7:05
5/23	BAL	7:05
5/24	BAL	TBA
5/25	BAL	1:35
8/15	CLE	7:05
8/16	CLE	7:05
8/17	CLE	1:05

SWEEPS

(most recent)

BAL sweep	@BAL
3 game:	5/7-9/2004
4 game:	5/26-29/1972
BAL sweep	@CLE
3 game:	4/10-12/1987
4 game:	9/24-26/1971
CLE sweep	@BAL
3 game:	4/17-19/2001
4 game:	5/10-12/1968
CLE sweep	@CLE
3 game:	4/15-17/2011
4 game:	4/8-11/1988

RECORD BY DECADE

(most recent)

Year	Home	Road	Total
1950s	25 - 40	15 - 50	40 - 90
1960s	49 - 42	50 - 43	99 - 85
1970s	54 - 30	50 - 35	104 - 65
1980s	31 - 31	28 - 33	59 - 64
1990s	28 - 31	23 - 36	51 - 67
2000s	18 - 19	9 - 22	27 - 41
2010s	6 - 9	6 - 7	12 - 16
Total	211 - 202	181 - 226	392 - 428

ALL-TIME SERIES RESULTS (HOME: 211-202; ROAD: 181-226; TOTAL: 392-428)

Year	Home	Road	Total	Year	Home	Road	Total	Year	Home	Road	Total	Year	Home	Road	Total
1954	3-8	0-11	3-19	1969	8-1	5-4	13-5	1984	4-2	3-4	7-6	1999	1-3	0-6	1-9
1955	2-9	1-10	3-19	1970	7-2	7-2	14-4	1985	5-2	3-3	8-5	2000	4-2	1-2	5-4
1956	3-8	2-9	5-17	1971	6-3	7-2	13-5	1986	2-4	2-5	4-9	2001	0-3	1-2	1-5
1957	5-4	4-7	9-12	1972	5-4	3-6	8-10	1987	3-4	4-2	7-6	2002	1-2	0-3	1-5
1958	7-4	3-7	10-11	1973	5-4	7-2	12-6	1988	3-3	1-6	4-9	2003	1-2	2-1	3-3
1959	5-6	5-6	10-12	1974	6-3	6-3	12-6	1989	4-3	3-3	7-6	2004	3-0	0-3	3-3
1960	6-5	8-3	14-8	1975	4-4	6-4	10-8	1990	2-4	4-3	6-7	2005	1-3	0-3	1-6
1961	5-4	4-5	9-9	1976	4-5	3-6	7-11	1991	4-3	3-3	7-6	2006	2-1	2-1	4-2
1962	5-4	6-3	11-7	1977	8-0	3-4	11-4	1992	3-3	4-3	7-6	2007	2-2	1-2	3-4
1963	4-5	6-3	10-8	1978	5-2	4-4	9-6	1993	5-2	3-3	8-5	2008	2-2	2-2	4-4
1964	2-7	6-3	8-10	1979	4-3	4-2	8-5	1994	2-4	2-2	4-6	2009	2-2	0-3	2-5
1965	7-1	3-7	10-8	1980	3-3	3-4	6-7	1995	2-4	0-6	2-10	2010	1-2	2-1	3-3
1966	5-4	3-6	8-10	1981	2-2	2-0	4-2	1996	3-3	2-4	5-7	2011	2-2	0-3	2-5
1967	4-5	5-4	9-9	1982	2-4	4-3	6-7	1997	4-2	2-3	6-5	2012	1-3	3-1	4-4
1968	3-6	4-5	7-11	1983	3-4	3-3	6-7	1998	2-3	3-3	5-6	2013	2-2	1-2	3-4

MISCELLANEOUS SERIES INFO:

Best Season Series Record:	14-4 (1970)	Current Streak:	Lost 2
Worst Season Series Record:	1-9 (1999)	Largest Crowd (Memorial Stadium):	52,292 (April 7, 1986)
Most Runs, Game (BAL):	19 (August 28, 1957)	Largest Crowd (OPACY):	48,374 (August 21, 1998)
Most Runs, Game (CLE):	15 (September 5, 1999)	Largest Crowd (Cleveland Stadium):	64,540 (April 10, 1987)
Longest Winning Streak:	10 (September 24, 1969-July 1, 1970)	Largest Crowd (Progressive Field):	43,238 (August 15, 1998)
Longest Losing Streak:	17 (May 21-September 6, 1954)		

2013 HIGHLIGHTS: Three O's starters went 7.0 innings against the Tribe in 2013: Chris Tillman (3ER in June 25 win), Jason Hammel (2ER in June 26 ND) and Bud Norris (1ER in September 2 win) • Ryan Flaherty was 5-for-9 (.556) in three games against the Tribe, while Nate McLouth and Matt Wieters each homered twice over seven games • The Orioles used homers by Chris Davis and Alexi Casilla to post a five-run seventh inning in the June 25 win in Baltimore • Lonnie Chisenhall homered on to Eutaw Street June 27, but a five-run fifth inning gave the O's the win in a game that saw Manny Machado's first ejection (arguing balls and strikes) • Nate McLouth and Matt Wieters each hit two-run homers to give the Birds a 7-2 win September 2 in Cleveland • McLouth also homered September 3 off Chris Perez, the only runs the O's could muster in a 4-3 loss • After having lost four straight starts against Justin Masterson since the start of 2011, the Birds beat Masterson twice in 2013 (June 25 and September 2).

ALL-TIME HIGHLIGHTS: The Orioles have a 24-53 record at Progressive Field • On September 3, 2000, Chris Richard matched a club record with 13 total bases and Kenny Lofton stole five bases and hit a game-winning home run in the 13th inning for a 12-11 Indians win • On August 14, 1998, Chris Hoiles became the ninth player in major league history to hit two grand slams in a game • Cal Ripken Jr. collected his 2,849th hit on August 21, 1998 to move past Brooks Robinson as the Orioles' all-time hits leader • The Indians defeated the Orioles four games to two in the 1997 ALCS, with all four Cleveland wins coming by one run • Mike Mussina struck out an ALCS record 15 batters in Game 3 of the 1997 ALCS against the Indians • In 1996, the Orioles defeated the Indians in the Division Series three games to one with Roberto Alomar's 12th inning home run clinching the ALCS berth • The Orioles lost 10 consecutive games at Jacobs Field from June 30, 1994-August 2, 1996 • The Orioles defeated the Indians, 2-0, in the first game played at Camden Yards on April 6, 1992 • On April 19, 1977, Brooks Robinson hit the 268th and final home run of his career, a three-run pinch-hit homer in the bottom of the 10th inning off Dave LaRoche for a 6-5 win • Frank Robinson hit a 451-foot home run off Cleveland's Luis Tiant on May 8, 1966 to become the only player to hit a ball completely out of Memorial Stadium • Cleveland's Rocky Colavito hit four home runs against the Orioles June 10, 1959 • The Orioles lost 25 of their first 26 games in Cleveland, including an 0-11 record at Municipal Stadium in 1954 • The Indians set a major league record by scoring eight runs without recording an out against the Orioles July 6, 1954.



Baltimore ORIOLES



DETROIT TIGERS

AL CENTRAL

2100 Woodward Avenue • Detroit, MI 48201 • (313) 471-2000 • www.tigers.com
Comerica Park (2000) • Seating Capacity: 41,255 • Dimensions (L-R): 345-420-330 • Manager: Brad Ausmus
Manager, Baseball Media Relations: Aileen Villareal • Media Relations Coordinator: Kate Ready

2013 RESULTS

Baltimore won series, 4-2

Date	At	W/L	Score
5/31	BAL	W	7 - 5
6/01	BAL	L	3 - 10
6/02	BAL	W	4 - 2
6/17	DET	L	1 - 5
6/18	DET	W	5 - 2
6/19	DET	W	13 - 3

2014 SCHEDULE

(eastern times)

Date	At	Time
4/04	DET	1:08
4/05	DET	1:08
4/06	DET	1:08
5/12	BAL	7:05
5/13	BAL	7:05
5/14	BAL	12:35

SWEEPS

(most recent)

BAL sweep	@BAL
3 game:	9/24-26/2004
4 game:	4/17-20/1992
BAL sweep	@DET
3 game:	5/28-30/2004
4 game:	6/1-4/1989

BAL sweep	@BAL
3 game:	5/27-29/2005
4 game:	6/16-19/1986

DET sweep	@DET
3 game:	7/5-7/2010
4 game:	8/1-3/1958

RECORD BY DECADE

(most recent)

Year	Home	Road	Total
1950s	38 - 28	24 - 42	62 - 70
1960s	44 - 48	46 - 46	90 - 94
1970s	52 - 30	50 - 35	102 - 65
1980s	26 - 39	35 - 30	61 - 69
1990s	38 - 20	31 - 29	69 - 49
2000s	18 - 19	17 - 15	35 - 34
2010s	9 - 7	8 - 8	17 - 15
Total	225 - 191	211 - 205	436 - 396

ALL-TIME SERIES RESULTS (HOME: 225-191; ROAD: 211-205; TOTAL: 436-396)

Year	Home	Road	Total	Year	Home	Road	Total	Year	Home	Road	Total	Year	Home	Road	Total
1954	5-6	3-8	8-14	1969	6-3	5-4	11-7	1984	3-4	4-2	7-6	1999	2-2	3-3	5-5
1955	5-6	4-7	9-13	1970	7-2	4-5	11-7	1985	3-3	3-4	6-7	2000	4-2	2-2	6-4
1956	7-4	6-5	13-9	1971	5-4	3-6	8-10	1986	0-7	1-5	1-12	2001	2-1	2-1	4-2
1957	6-5	3-8	9-13	1972	5-4	5-4	10-8	1987	1-5	3-4	4-9	2002	1-2	1-2	2-4
1958	7-4	3-8	10-12	1973	4-5	5-4	9-9	1988	3-4	2-4	5-8	2003	0-3	3-0	3-3
1959	8-3	5-6	13-9	1974	6-3	8-1	14-4	1989	4-2	6-1	10-3	2004	3-0	3-0	6-0
1960	5-6	8-3	13-9	1975	4-3	8-1	12-4	1990	4-3	2-4	6-7	2005	1-4	2-1	3-5
1961	4-5	5-4	9-9	1976	6-3	6-3	12-6	1991	2-4	3-4	5-8	2006	2-1	1-2	3-3
1962	1-8	1-8	2-16	1977	7-0	5-3	12-3	1992	7-0	3-3	10-3	2007	1-2	0-3	1-5
1963	8-1	5-4	13-5	1978	4-4	3-4	7-8	1993	3-3	2-5	5-8	2008	2-2	2-1	4-3
1964	6-3	5-4	11-7	1979	4-2	3-4	7-6	1994	1-3	2-1	3-4	2009	2-2	1-3	3-5
1965	5-4	6-3	11-7	1980	5-2	5-1	10-3	1995	5-1	3-4	8-5	2010	3-1	2-4	5-5
1966	4-5	5-4	9-9	1981	2-4	4-3	6-7	1996	6-1	5-1	11-2	2011	3-3	2-2	5-5
1967	2-7	1-8	3-15	1982	4-3	3-3	7-6	1997	3-3	3-3	6-6	2012	1-2	2-1	3-3
1968	3-6	5-4	8-10	1983	1-5	4-3	5-8	1998	5-0	5-1	10-1	2013	2-1	2-1	4-2

MISCELLANEOUS SERIES INFO:

Best Season Series Record:	6-0 (2004), 10-1 (1997)	Current Streak:	Won 2
Worst Season Series Record:	1-12 (1986)	Largest Crowd (Memorial Stadium):	51,764 (June 10, 1984)
Most Runs, Game (BAL):	16, twice (most recently, August 17, 2008)	Largest Crowd (OPACY):	48,505 (August 7, 1999)
Most Runs, Game (DET):	17, twice (most recently, September 16, 2000)	Largest Crowd (Tiger Stadium):	53,959 (July 9, 1970)
Longest Winning Streak:	11 (September 7, 1996-July 4, 1997)	Largest Crowd (Comerica Park):	40,093 (August 10, 2000)
Longest Losing Streak:	9, thrice (most recently, June 28, 1986-June 21, 1987)		

2013 HIGHLIGHTS: Chris Davis homered four times against Detroit, while he and Adam Jones led the club with eight RBI in the six games against Detroit • J.J. Hardy hit a pair of solo homers off Justin Verlander June 1 in Baltimore and another June 18 in Detroit • Hardy became the fourth player to homer three or more times in a season off Verlander, joining Jim Thome (four times in 2006), Victor Martinez (four times in 2007) and Jermaine Dye (three times in 2006) • Chris Dickerson's three-run walk-off homer May 31 beat Jose Valverde, who had come on to protect a 5-3 lead for Max Scherzer (8.0IP, 3ER) • Jason Hammel was ejected from the June 1 game after allowing three straight homers and then hitting Matt Tuissosopo with a pitch in a 10-3 loss • Kevin Gausman made his home debut June 2 and allowed just one earned run over 6.0 innings (solo homer by Prince Fielder) • Miguel Cabrera hit .440/.500/.800 with three HR and eight RBI in the six games...He is a career .390/.473/.733 hitter with 16 HR and 44 RBI in 45 career games vs. the O's.

ALL-TIME HIGHLIGHTS: The O's won a back-and-forth classic on July 14, 2012, 8-6 in 13 innings...Jim Johnson blew the save, allowing three runs in the 9th to tie the game at 4, before the Tigers went ahead, 5-4 in the 11th...A two-out Adam Jones single tied it...Detroit went up again, 6-5 in the 13th, before J.J. Hardy homered to tie it in the bottom half and Taylor Teagarden hit a walk-off two-run HR in his first game as an Oriole • The Orioles are 84-63 against the Tigers in the last 18 years • The Orioles have scored 16 runs in a game twice against Detroit (August 17, 2008 and September 15, 1996) • The Birds went 6-0 against the Tigers in 2004, marking the fifth time in club history they had swept a season series • Albert Belle tied a major league record with four doubles against the Tigers August 29, 1999 • Mike Mussina tied a then-club record by striking out 14 Tigers on July 5, 1997...Mussina also fanned 14 at Detroit on May 16, 1993 • Eddie Murray hit his 500th home run off Detroit's Felipe Lira September 6, 1996 to become the third player in major league history to record 3,000 hits and 500 home runs • On September 15, 1996 at Detroit, Mark Parent hit the Orioles' 241st home run of the year, breaking the major league record set by the 1961 New York Yankees • The Tigers defeated the Orioles 7-1 on October 6, 1991 in the final game played at Memorial Stadium • Steve Barber and Stu Miller combined to no-hit the Tigers in the first game of a doubleheader April 30, 1967 • Ray Moore pitched 15 innings against Detroit on May 21, 1957 but did not factor in the Orioles' 2-1 loss • The Orioles played their inaugural game at Tiger Stadium on April 13, 1954, losing 3-0...The Orioles recorded their first ever win the next day, 3-2 • The Orioles finished with a 188-183 record all-time at Tiger Stadium.



AL CENTRAL

KANSAS CITY ROYALS

One Royal Way • Kansas City, MO 64129 • (816) 921-8000 • www.royals.com
Kauffman Stadium (1973) • Seating Capacity: 37,903 • Dimensions (L-R): 330-410-330 • Manager: Ned Yost
Vice President of Communications and Broadcasting: Mike Swanson • Director of Media Relations: Mike Cummings

2013 RESULTS

Kansas City won series, 4-3

Date	At	W/L	Score
5/07	BAL	W	4 - 3
5/08	BAL	W	5 - 3
5/09	BAL	L	2 - 6
7/22	KC	W	9 - 2
7/23	KC	L	2 - 3
7/24	KC	L	3 - 4
7/25	KC	L	1 - 7

2014 SCHEDULE

(eastern times)

Date	At	Time
4/25	BAL	7:05
4/26	BAL	7:05
4/27	BAL	1:35
5/15	KC	8:10
5/16	KC	8:10
5/17	KC	7:10
5/18	KC	2:10

SWEEPS

(most recent)

BAL sweep	@BAL
3 game:	5/24-26/2011
4 game:	5/2-5/2002
BAL sweep	@KC
3 game:	5/28-30/2007
4 game:	7/16-19/1987

KC sweep	@BAL
3 game:	8/28-30/1998
4 game:	Never

KC sweep	@KC
3 game:	4/11-13/2000
4 game:	7/29-8/1/1982

RECORD BY DECADE

(most recent)

Year	Home	Road	Total
1960s	5 - 1	6 - 0	11 - 1
1970s	38 - 19	27 - 32	65 - 51
1980s	32 - 28	23 - 33	55 - 61
1990s	31 - 22	31 - 21	62 - 43
2000s	23 - 12	26 - 14	49 - 26
2010s	9 - 6	6 - 10	15 - 16
Total	138 - 88	119 - 110	257 - 198

ALL-TIME SERIES RESULTS (HOME: 138-88; ROAD: 119-110; TOTAL: 257-198)

Year	Home	Road	Total	Year	Home	Road	Total	Year	Home	Road	Total	Year	Home	Road	Total
1969	5-1	6-0	11-1	1984	3-3	2-4	5-7	1999	4-2	2-2	6-4	2000	2-2	1-5	3-7
1970	6-0	6-0	12-0	1985	2-4	4-2	6-6	2001	2-1	3-1	5-2	2002	4-0	3-0	7-0
1971	4-1	2-4	6-5	1986	3-3	3-3	6-6	2003	1-2	2-2	3-4	2004	1-2	5-1	6-3
1972	3-3	3-3	6-6	1987	4-2	5-1	9-3	2005	2-1	2-1	4-2	2006	3-0	2-1	5-1
1973	5-1	3-3	8-4	1988	0-6	0-6	0-12	2007	4-0	3-0	7-0	2008	2-2	3-1	5-3
1974	4-2	4-2	8-4	1989	4-2	2-4	6-6	2009	2-2	2-2	4-4	2010	1-1	1-3	2-4
1975	5-1	2-4	7-5	1990	4-1	4-2	8-3	2011	3-0	2-4	5-4	2012	3-4	2-0	5-4
1976	4-2	2-4	6-6	1991	1-5	3-3	4-8	2013	2-1	1-3	3-4				
1977	2-3	2-4	4-7	1992	4-2	4-2	8-4								
1978	2-3	0-5	2-8	1993	4-2	3-3	7-5								
1979	3-3	3-3	6-6	1994	2-0	2-1	4-1								
1980	4-2	2-4	6-6	1995	2-3	2-2	4-5								
1981	4-2	1-1	5-3	1996	5-1	4-2	9-3								
1982	4-2	0-6	4-8	1997	3-2	4-2	7-4								
1983	4-2	4-2	8-4	1998	2-4	3-2	5-6								

MISCELLANEOUS SERIES INFO:

Best Season Series Record:	12-0 (1970)	Current Streak:	Lost 3
Worst Season Series Record:	0-12 (1988)	Largest Crowd (Memorial Stadium):	51,956 (April 5, 1982)
Most Runs, Game (BAL):	15 (May 9, 2003)	Largest Crowd (OPACY):	48,154 (August 29, 1998)
Most Runs, Game (KC):	15, twice (most recently April 29, 1999)	Largest Crowd (Municipal Stadium):	29,120 (May 2, 1971)
Longest Winning Streak:	23 (May 10, 1969-August 2, 1970)	Largest Crowd (Kauffman Stadium):	41,334 (August 11, 1980)
Longest Losing Streak:	15 (July 26, 1987-April 11, 1989)		

2013 HIGHLIGHTS: Despite dropping the season series, the Orioles are 7-2-1 in the last 10 season series against the Royals • J.J. Hardy led the Orioles with two homers and six RBI in the seven games against the Royals • Matt Wieters drove in three May 7 in Baltimore to lead the Birds to a 4-3 win in the series opener • Scott Feldman worked eight innings and allowed two runs in the series opening win at Kansas City July 22, while Chris Davis and J.J. Hardy each drove in three runs • Alcides Escobar drove in David Lough with one out in the bottom of the ninth inning for a 4-3 walk-off win over the Birds July 24 • Former Oriole Jeremy Guthrie was 2-0 with a 1.50 ERA (12.0IP, 2ER) in his two starts against his former club • Alex Gordon homered in all three games in Baltimore and was 7-for-23 (.304) with three homers and triple overall against the Birds • Billy Butler is a career .320/.378/.580 hitter in 47 games against Baltimore.

ALL-TIME HIGHLIGHTS: Manny Machado made his ML debut against the Royals on August 9, 2012 and hit his first two homers the following night on August 10 • The Orioles won 12 consecutive games against Kansas City from July 26, 2006-May 10, 2008...It was the O's longest winning streak over one team since winning 13 straight against Toronto from 1978-1979 • The 2007 Orioles went 7-0 against Kansas City, marking the third undefeated season against the Royals (also 7-0 in 2000 and 12-0 in 1970)...It was the 14th time in major league history that a team had swept a season series of seven or more games...Other than the three season series sweeps against Kansas City, the Orioles' only other season series sweep of seven or more games was in 1978 against Oakland (11-0) • The Royals swept three games from Baltimore in April of 2000 with a pair of walk-off home runs and a RBI single in the bottom of the ninth inning • On April 27, 1999 in Baltimore, B.J. Surhoff matched a then-Orioles record with five hits against the Royals • Cal Ripken played in his 2,216th consecutive game in June 14, 1996 at Kansas City, setting a world record for most consecutive games played...The previous record had been held by Sachio Kinugasa of the Hiroshima Carp in Japan's Central League • The Orioles and Royals combined for 36 runs in a doubleheader June 23, 1991 • Cal Ripken Jr. made his major league debut against Kansas City on August 10, 1981 as he entered the game as a pinch-runner and scored a run • Cal Ripken Jr. hit his first major league home run against the Royals on Opening Day the following season (April 5, 1982) • The Orioles won 24 of their first 25 games against Kansas City and set a major league record by defeating the Royals 23 straight games from April 10, 1969-August 2, 1970.



Baltimore ORIOLES



MINNESOTA TWINS

AL CENTRAL

One Twins Way • Minneapolis, MN 55403 • (612) 659-3400 • www.twinsbaseball.com
Target Field (2010) • Seating Capacity: 39,500 • Dimensions (L-R): 339-404-328 • Manager: Ron Gardenhire
Director of Baseball Comm.: Dustin Morse • Senior Manager of Baseball Comm.: Mitch Hestad

2013 RESULTS

Clubs split the series, 3-3

Date	At	W/L	Score
4/05	BAL	W	9 - 5
4/06	BAL	L	5 - 6
4/07	BAL	L	3 - 4
5/10	MIN	W	9 - 6
5/11	MIN	L	5 - 8
5/12	MIN	W	6 - 0

2014 SCHEDULE

(eastern times)

Date	At	Time
5/02	MIN	8:10
5/03	MIN	2:10
5/04	MIN	2:10
8/29	BAL	7:05
8/30	BAL	7:05
8/31	BAL	1:35
9/01	BAL	1:35

SWEEPS

(most recent)

BAL sweep	@BAL
3 game:	4/6-8/2012
4 game:	Never
5 game:	7/1-3/1996
BAL sweep,	@MIN
3 game:	9/7-9/1999
4 game:	8/22-25/2011

MIN sweep,	@BAL
3 game:	7/22-24/1996
4 game:	8/23-26/2007

MIN sweep,	@MIN
3 game:	4/2-4/2007
4 game:	Never

RECORD BY DECADE

(most recent)

Year	Home	Road	Total
1960s	43 - 35	37 - 41	80 - 76
1970s	32 - 26	32 - 26	64 - 52
1980s	36 - 21	27 - 30	63 - 51
1990s	33 - 19	30 - 26	63 - 45
2000s	18 - 19	15 - 18	33 - 37
2010s	7 - 7	10 - 5	17 - 12
Total	169 - 127	151 - 146	320 - 273

ALL-TIME SERIES RESULTS (HOME: 169-127; ROAD: 151-146; TOTAL: 320-273)

Year	Home	Road	Total	Year	Home	Road	Total	Year	Home	Road	Total	Year	Home	Road	Total
1961	4-5	7-2	11-7	1976	2-4	2-4	4-8	1991	3-3	1-5	4-8	2006	2-4	1-2	3-6
1962	4-5	2-7	6-12	1977	3-2	3-2	6-4	1992	3-3	3-3	6-6	2007	0-4	0-3	0-7
1963	6-3	3-6	9-9	1978	3-2	2-3	5-5	1993	5-1	3-3	8-4	2008	1-2	2-1	3-3
1964	5-4	5-4	10-8	1979	3-3	5-1	8-4	1994	2-1	2-4	4-5	2009	2-0	1-2	3-2
1965	4-5	4-5	8-10	1980	5-1	5-1	10-2	1995	1-2	2-4	3-6	2010	1-3	2-2	3-5
1966	6-3	4-5	10-8	1981	3-0	3-0	6-0	1996	2-4	5-1	7-5	2011	2-2	4-0	6-2
1967	4-5	4-5	8-10	1982	5-1	3-3	8-4	1997	5-0	5-1	10-1	2012	3-0	2-2	5-2
1968	5-4	5-4	10-8	1983	3-3	5-1	8-4	1998	4-1	3-2	7-3	2013	1-2	2-1	3-3
1969	5-1	3-3	8-4	1984	4-2	1-5	5-7	1999	5-1	3-0	8-1				
1970	2-4	3-3	5-7	1985	3-3	3-3	6-6	2000	2-1	4-2	6-3				
1971	5-1	5-1	10-2	1986	5-1	3-3	8-4	2001	2-1	1-2	3-3				
1972	2-4	4-2	6-6	1987	3-3	2-4	5-7	2002	3-0	2-1	5-1				
1973	4-2	4-2	8-4	1988	2-4	1-5	3-9	2003	2-2	1-2	3-4				
1974	4-2	2-4	6-6	1989	3-3	1-5	4-8	2004	2-4	2-1	4-5				
1975	4-2	2-4	6-6	1990	3-3	3-3	6-6	2005	2-1	1-2	3-3				

MISCELLANEOUS SERIES INFO:

Best Season Series Record:	10-1 (1997)	Current Streak:	Won 1
Worst Season Series Record:	0-7 (2007)	Largest Crowd (Memorial Stadium):	47,360 (May 28, 1977)
Most Runs, Game (BAL):	16, twice (July 30, 1996 and August 7, 1998)	Largest Crowd (OPACY):	48,263 (August 23, 1997)
Most Runs, Game (MIN):	15 (May 7, 1978)	Largest Crowd (Metropolitan Stadium):	41,021 (August 1, 1965)
Longest Winning Streak:	12 (July 21, 1980 (G2)-May 17, 1981)	Largest Crowd (Metrodome):	52,286 (July 22, 1988)
Longest Losing Streak:	9 (September 23, 2006-August 26, 2007)	Largest Crowd (Target Field):	38,863 (May 8, 2010 - Game 2)

2013 HIGHLIGHTS: The Orioles outscored the Twins 24-11 in their three wins, but were outscored 18-13 in their three losses • Chris Davis' eighth inning grand slam broke a 5-5 tie in the Birds' home opener and gave him 16 RBI in the club's first four games • Justin Morneau's RBI single off Jim Johnson in the top of the ninth broke a 5-5 tie and handed Johnson his first of eight losses on the year • Down 6-0 after five innings May 10 at Minnesota, the O's rally for three in the sixth, three in the seventh and three in the 10th for a 9-6 win as the Birds pounded out seven doubles • Despite working five scoreless innings for his third win on May 12 at Target Field, Wei-Yin Chen injures his right oblique and misses two months • Davis batted .320 (8-25) with three doubles, two homers and 12 RBI in the six games against Minnesota • Adam Jones batted .444 (12-27) with three doubles, a homer and seven RBI in six games against Minnesota • Joe Mauer batted .400 (10-25) with four doubles and three RBI in the six games while Justin Morneau and Brian Dozier each drove in six runs.

ALL-TIME HIGHLIGHTS: The Birds recorded the first four-game sweep in Minnesota franchise history, August 22-25, 2011, outscoring the Twins, 24-4 • In 2009, the Orioles recorded their first season series win against Minnesota (3-2) since 2002 • The Orioles are 39-28 at Camden Yards against the Twins since 1997 • The Orioles were 0-7 against the Twins in 2007, marking the first time the Twins had swept the Orioles in a season series and the 13th time in AL history a team has swept an opponent in a season series of seven or more games • Cal Ripken Jr. recorded his 3,000th career hit April 15, 2000 with a single off Hector Carrasco in the Metrodome • Mike Mussina pitched a one-hit shutout and struck out a club record 15 batters August 1, 2000 • On August 17, 1999, Jesse Orosco made his 1,072nd career appearance, passing Dennis Eckersley for the most games pitched in major league history • The Birds swept a three-game series from the Twins July 30-August 1, 1996, to begin a stretch in which they won 28 of their final 42 games to reach the playoffs for the first time since 1983 • On July 15, 1993, Cal Ripken Jr. hit his 278th home run as a shortstop, breaking Ernie Banks' record • Bob Milacki faced the minimum 27 batters against the Twins April 23, 1989 in a 3-0 complete game (allowed three hits and two walks...One runner was caught stealing and the other four were retired on double plays) • The Orioles swept Minnesota 3-0 in the 1969 and 1970 ALCS • Jim Gentile tied a major league record by hitting two grand slams in a single game against the Twins on May 9, 1961.

OPPONENTS



AL WEST

HOUSTON ASTROS

501 Crawford Street • Houston, TX 77002 • (713) 259-8000 • www.astros.com
Minute Maid Park (2000) • Seating Capacity: 40,981 • Dimensions (L-R): 315-435-326 • Manager: Bo Porter
Senior Director, Media Relations: Gene Dias • Manager, Media Relations: Steve Grande

2013 RESULTS

Baltimore won series, 4-2

Date	At	W/L	Score
6/04	HOU	W	4 - 1
6/05	HOU	L	7 - 11
6/06	HOU	W	3 - 1
7/30	BAL	W	4 - 3
7/31	BAL	L	0 - 11
8/01	BAL	W	6 - 3

2014 SCHEDULE

(eastern times)

Date	At	Time
5/09	BAL	7:05
5/10	BAL	7:05
5/11	BAL	1:35
5/29	HOU	8:10
5/30	HOU	8:10
5/31	HOU	4:10
6/01	HOU	2:10

SWEEPS

(most recent)

BAL sweep	@BAL
3 game:	6/17-19/2008
4 game:	Never
BAL sweep,	@HOU
3 game:	Never
4 game:	Never

HOU sweep,	@BAL
3 game:	Never
4 game:	Never

HOU sweep,	@HOU
3 game:	6/3-5/2003
4 game:	Never

RECORD BY DECADE

(most recent)

Year	Home	Road	Total
2000s	6 - 0	0 - 3	6 - 3
2010s	2 - 1	2 - 1	4 - 2
Total	8 - 1	2 - 4	10 - 5

ALL-TIME SERIES RESULTS (HOME: 8-1; ROAD: 2-4; TOTAL: 10-5)

Year	Home	Road	Total
2003	0-0	0-3	0-3
2005	3-0	0-0	3-0
2008	3-0	0-0	3-0
2013	2-1	2-1	4-2

MISCELLANEOUS SERIES INFO:

Best Season Series Record:	3-0 (2008 & 2005)	Longest Losing Streak:	3 (June 3-5, 2003)
Worst Season Series Record:	0-3 (2003)	Current Streak:	Won 1
Most Runs, Game (BAL):	8 (June 13, 2005)	Largest Crowd (Memorial Stadium):	51,956 (April 5, 1982)
Most Runs, Game (HOU):	11 (3x, most recently June 5, 2013)	Largest Crowd (OPACY):	31,547 (June 15, 2005)
Longest Winning Streak:	7 (June 13, 2005-June 5, 2013)	Largest Crowd Minute Maid Park):	26,883 (June 5, 2003)

2013 HIGHLIGHTS: The O's took two of three in both Baltimore and Houston to claim the season series • Chris Tillman set the tone in the series opener June 4 in Houston, working seven innings and allowing one run in a 4-1 win • The Astros exploded for six homers and 11 runs in game two as Freddy Garcia served up four homers in three innings for the loss • The Orioles allowed 11 runs in the June 5 game, 10 years to the day they last allowed 11 runs to the Astros. • Chris Davis' two-run homer in the sixth inning erased a 2-1 deficit and gave the Birds a 4-3 win July 30 in Baltimore. • Bud Norris, who was traded earlier in the series, beat his former club on August 1 two days after the trade • Miguel Gonzalez allowed nine runs in the first four innings July 31 in a 11-0 drubbing as Brett Oberholtzer threw seven scoreless innings • Chris Davis reached 100 RBI with his 39th homer on August 1.

ALL-TIME HIGHLIGHTS: The home team swept the three-game series in the first three match-ups between the teams • Baltimore won seven straight games from June 13, 2005-June 4, 2013 and have won eight of the nine games between the clubs in Baltimore • Larry Bigbie led the O's in their 2005 sweep, batting .778/.818/1.111 in the three games against the 'Stros • Houston swept the inaugural Interleague series from the O's in 2003, outscoring the Birds 28-11 • Morgan Ensberg batted .600/.667/1.200 with 2 HR and 9 RBI in the three-game sweep for Houston in '03.



Baltimore ORIOLES



LOS ANGELES ANGELS OF ANAHEIM

AL WEST

2000 Gene Autry Way • Anaheim, CA 92806 • (714) 940-2000 • www.angelsbaseball.com
Angel Stadium of Anaheim (1966) • Seating Capacity: 45,389 • Dimensions (L-R): 365-400-365 • Manager: Mike Scioscia
Vice President of Communications: Tim Mead • Communications Manager: Eric Kay

2013 RESULTS

Baltimore won series, 5-2

Date	At	W/L	Score
5/02	LAA	W	5 - 1
5/03	LAA	L	0 - 4
5/04	LAA	W	5 - 4
5/05	LAA	W	8 - 4
6/10	BAL	W	4 - 3
6/11	BAL	W	3 - 2
6/12	BAL	L	5 - 9

2014 SCHEDULE

(eastern times)

Date	At	Time
7/21	LAA	10:05
7/22	LAA	10:05
7/23	LAA	10:05
7/29	BAL	7:05
7/30	BAL	7:05
7/31	BAL	7:05

SWEEPS

(most recent)

BAL sweep	@BAL
3 game:	8/3-5/2010
4 game:	7/17-20/2003
BAL sweep,	@LAA
3 game:	8/27-29/2010
4 game:	Never
LAA sweep,	@BAL
3 game:	9/6-8/2002
4 game:	Never
LAA sweep,	@LAA
3 game:	8/19-21/2011
4 game:	Never

RECORD BY DECADE

(most recent)

Year	Home	Road	Total
1960s	44 - 31	39 - 41	83 - 72
1970s	37 - 22	28 - 30	65 - 52
1980s	38 - 22	33 - 27	71 - 49
1990s	37 - 22	36 - 24	73 - 46
2000s	20 - 26	17 - 30	37 - 56
2010s	8 - 6	8 - 9	16 - 15
Total	184 - 129	161 - 161	345 - 290

ALL-TIME SERIES RESULTS (HOME: 184-129; ROAD: 161-161; TOTAL: 345-290)

Year	Home	Road	Total	Year	Home	Road	Total	Year	Home	Road	Total	Year	Home	Road	Total
1961	2-6	6-4	8-10	1976	4-2	4-2	8-4	1991	3-3	3-3	6-6	2006	3-1	1-5	4-6
1962	6-3	2-7	8-10	1977	5-1	0-5	5-6	1992	4-2	4-2	8-4	2007	2-4	1-3	3-7
1963	6-3	3-6	9-9	1978	2-3	2-3	4-6	1993	4-2	3-3	7-5	2008	1-2	2-4	3-6
1964	6-3	5-4	11-7	1979	5-1	4-2	9-3	1994	3-3	5-1	8-4	2009	1-5	1-3	2-8
1965	8-2	5-3	13-5	1980	4-2	6-0	10-2	1995	4-2	5-2	9-4	2010	3-0	3-0	6-0
1966	6-3	6-3	12-6	1981	3-3	3-3	6-6	1996	3-3	3-3	6-6	2011	3-3	0-3	3-6
1967	2-4	4-7	6-11	1982	3-3	4-2	7-5	1997	5-1	2-3	7-4	2012	0-2	2-5	2-7
1968	5-4	5-4	10-8	1983	4-2	3-3	7-5	1998	3-2	3-3	6-5	2013	2-1	3-1	5-2
1969	3-3	3-3	6-6	1984	5-1	3-3	8-4	1999	4-2	5-1	9-3				
1970	4-2	3-3	7-5	1985	4-2	3-3	7-5	2000	2-4	3-3	5-7				
1971	4-2	3-3	7-5	1986	4-2	2-4	6-6	2001	3-3	2-1	5-4				
1972	4-2	2-4	6-6	1987	4-2	5-1	9-3	2002	0-3	2-4	2-7				
1973	3-3	3-3	6-6	1988	3-3	2-4	5-7	2003	6-0	2-1	8-1				
1974	4-2	3-3	7-5	1989	4-2	2-4	6-6	2004	1-2	2-4	3-6				
1975	2-4	4-2	6-6	1990	4-2	3-3	7-5	2005	1-2	1-2	2-4				

MISCELLANEOUS SERIES INFO:

Best Season Series Record:	8-1 (2003) & 6-0 (2010)	Longest Losing Streak:	7 (August 30, 2002-May 20, 2003)
Worst Season Series Record:	2-8 (2009)	Current Streak:	Lost 1
Most Runs, Game (BAL):	17 (August 26, 1985)	Largest Crowd (Memorial Stadium):	51,382 (July 21, 1979)
Most Runs, Game (LAA):	18 (September 12, 2007)	Largest Crowd (OPACY):	48,544 (July 24, 1999)
Longest Winning Streak:	12 (July 19, 1979-August 26, 1980)	Largest Crowd (Angel Stadium):	63,073 (April 23, 1983)

2013 HIGHLIGHTS: Chris Tillman worked eight scoreless innings for the win in the series opener May 2 in Anaheim • Jason Vargas threw a three-hit shutout with a pair of walks on May 3 • Steve Pearce's 10th inning RBI single gave the Birds a 5-4 win May 4 • Darren O'Day recorded his first save since 2009 in the series finale May 5 • Miguel Gonzalez allowed one run over eight innings for the win June 11 • Manny Machado batted .300 (9-30) with two homers and five RBI in seven games against the Angels.

ALL-TIME HIGHLIGHTS: The O's swept the season series for the first time in franchise history in 2010, allowing just 15 runs in the six games • Felix Pie became the fourth Oriole to hit for the cycle on August 14, 2009, little more than two years after Aubrey Huff also did it against the Angels • Aubrey Huff became the third Oriole to hit for the cycle (first at home) when he did it against Los Angeles on June 29, 2007 • Albert Belle hit three home runs against the Halos on July 25, 1999 • Cal Ripken, Jr. broke the all-time consecutive games played record with his 2,131st on September 6, 1995 against the Angels • The O's and Angels played before 63,073 fans on April 23, 1983, the largest regular season night crowd at Angel Stadium • John Lowenstein's pinch-hit home run in the 10th inning of Game 1 of the 1979 ALCS gave the O's a 6-3 win (O's won series, 3-1) • Nolan Ryan pitched his fourth career no-hitter on June 1, 1975 against Baltimore • Bo Belinsky tossed a no-hitter against the Birds on May 5, 1962 • The Angels defeated the Orioles, 7-2, at Memorial Stadium in their inaugural game on April 11, 1961.



OPPONENTS



AL WEST

OAKLAND ATHLETICS

7000 Coliseum Way • Oakland, CA 94621 • (510) 638-4900 • www.oaklandathletics.com
O.co Coliseum (1968) • Seating Capacity: 35,067 • Dimensions (L-R): 330-400-330 • Manager: Bob Melvin
Director of Public Relations: Bob Rose • Baseball Information Manager: Mike Selleck

2013 RESULTS

Baltimore won series, 5-2

Date	At	W/L	Score
4/25	OAK	W	10 - 2
4/26	OAK	W	3 - 0
4/27	OAK	W	7 - 3
4/28	OAK	L	8 - 9
8/23	BAL	W	9 - 7
8/24	BAL	L	1 - 2
8/25	BAL	W	10 - 3

2014 SCHEDULE

(eastern times)

Date	At	Time
6/06	BAL	7:05
6/07	BAL	7:15
6/08	BAL	1:35
7/18	OAK	10:05
7/19	OAK	9:05
7/20	OAK	4:05

SWEEPS

(most recent)

BAL sweep	@BAL
3 game:	6/6-8/2011
4 game:	Never
BAL sweep,	@OAK
3 game:	8/15-17/2005
4 game:	5/22-25/1987
OAK sweep,	@BAL
3 game:	8/16-18/2004
4 game:	8/26-29/2005
OAK sweep,	@OAK
3 game:	5/27-29/2011
4 game:	8/23-26/2004

RECORD BY DECADE

(most recent)

Year	Home	Road	Total
1960s	10 - 4	7 - 9	17 - 13
1970s	29 - 28	37 - 22	66 - 50
1980s	33 - 25	30 - 32	63 - 57
1990s	28 - 31	37 - 23	65 - 54
2000s	11 - 30	12 - 28	23 - 58
2010s	10 - 8	6 - 11	16 - 19
Total	121 - 126	129 - 125	250 - 251

ALL-TIME SERIES RESULTS (HOME: 121-126; ROAD: 129-125; TOTAL: 250-251)

Year	Home	Road	Total	Year	Home	Road	Total	Year	Home	Road	Total	Year	Home	Road	Total
1968	5-3	4-6	9-9	1983	5-1	3-3	8-4	1998	4-2	4-1	8-3	2013	2-1	3-1	5-2
1969	5-1	3-3	8-4	1984	2-4	4-2	6-6	1999	3-3	2-4	5-7				
1970	4-2	3-3	7-5	1985	4-2	3-3	7-5	2000	2-4	2-4	4-8				
1971	3-2	4-2	7-4	1986	2-2	3-5	5-7	2001	0-3	2-4	2-7				
1972	1-5	5-1	6-6	1987	3-3	4-2	7-5	2002	2-4	2-1	4-5				
1973	2-4	3-3	5-7	1988	2-4	2-4	4-8	2003	2-1	0-6	2-7				
1974	2-4	4-2	6-6	1989	4-2	1-5	5-7	2004	0-3	0-4	0-7				
1975	3-3	1-5	4-8	1990	1-5	3-3	4-8	2005	1-6	3-0	4-6				
1976	2-4	4-2	6-6	1991	1-5	2-4	3-9	2006	1-2	1-2	2-4				
1977	3-2	5-0	8-2	1992	1-5	5-1	6-6	2007	2-3	2-1	4-4				
1978	5-0	6-0	11-0	1993	5-1	5-1	10-2	2008	0-2	0-3	0-5				
1979	4-2	4-2	8-4	1994	4-2	3-3	7-5	2009	1-2	0-3	1-5				
1980	3-3	4-2	7-5	1995	2-4	3-3	5-7	2010	2-4	1-3	3-7				
1981	4-2	3-3	7-5	1996	4-2	5-2	9-4	2011	3-0	1-5	4-5				
1982	4-2	3-3	7-5	1997	3-2	5-1	8-3	2012	3-3	1-2	4-5				

MISCELLANEOUS SERIES INFO:

Best Season Series Record:	11-0 (1978)	Longest Losing Streak:	9 (May 5, 2008-August 10, 2009)
Worst Season Series Record:	0-7 (2004)	Current Streak:	Won 1
Most Runs, Game (BAL):	18 (August 15, 1996)	Largest Crowd (Memorial Stadium):	50,071 (July 27, 1991)
Most Runs, Game (OAK):	15 (August 30, 2001)	Largest Crowd (OPACY):	48,271 (April 4, 2005)
Longest Winning Streak:	13 (August 14, 1977-April 27, 1979)	Largest Crowd (O.co Coliseum):	47,741 (June 12, 1972)

2013 HIGHLIGHTS: The Orioles won the season series (5-2) for the first time since 1998 (8-3) • The Birds scored 10 runs in Oakland in the series opener April 25, the first time the Birds scored 10+ there since May 23, 2002 (11) • Wei-Yin Chen worked a career-high eight innings April 25 as he scattered two hits and two walks • Chen improved to 3-0 with a 0.44 ERA (20.2IP, 1ER) in three career starts against Oakland • The Orioles scored six times in the fourth inning August 23 on a two-run homer by Adam Jones and a grand slam by Brian Roberts but had to score three times in the seventh for the win • Chris Tillman (8.0IP, 1ER) and Jarrod Parker (8.0IP, 1ER) locked up in a pitchers duel August 24 before Coco Crisp homered in the ninth off Darren O'Day to win it for Oakland • Yoenis Cespedes' two-run homer in the bottom of the ninth tied the April 28 game before the Orioles lost on an error in the bottom of the 10th • J.J. Hardy, Nick Markakis and Nate McLouth each doubled and homered in the August 25th game.

ALL-TIME HIGHLIGHTS: The O's have lost 35 of their last 49 games in Oakland, including 17 of the last 23 • Jim Johnson recorded his 43rd save September 16, 2012 in the Orioles' 82nd win, clinching the Orioles' first winning season since 1997 • The O's set a franchise record by losing nine straight to Oakland after being swept in five games in 2008 and losing the first four match-ups in 2009 • The O's were swept in the 2008 season series (five games) for only the third time (0-12 vs. KC in 1988 and 0-7 vs. OAK in 2004) • The August 12, 1997 game was played without a public address announcer in memory of longtime PA announcer Rex Barney (passed on Aug. 11) • Milacki, Flanagan, Williamson and Olson combined for a no-hitter on July 13, 1991, tying a then ML record for most pitchers used in a no-no • Don Aase tied a ML record, losing both games of a doubleheader on August 28, 1986 (first of back-to-back doubleheaders) • The O's and A's have played three times in the ALCS: BAL 3 - OAK 0 (1971); OAK 3 - BAL 2 (1973) and OAK 3 - BAL 1 (1974) • Jim Palmer no-hit the A's on August 13, 1969 at Memorial Stadium.

FRONT
OFFICE

ORIOLES
REACH

MANAGER &
COACHES

2014
ORIOLES

2013
IN REVIEW

OPPONENTS

MINOR
LEAGUES

RECORDS &
HISTORY

ORIOLE PARK

MEDIA

FRONT
OFFICE

ORIOLES
REACH

MANAGER &
COACHES

2014
ORIOLES

2013
IN REVIEW

OPPONENTS

MINOR
LEAGUES

RECORDS &
HISTORY

ORIOLE PARK

MEDIA



Baltimore ORIOLES



SEATTLE MARINERS

AL WEST

1250 First Avenue South • Seattle, WA 98134 • (206) 346-4000 • www.mariners.com
Safeco Field (1999) • Seating Capacity: 47,476 • Dimensions (L-R): 331-405-327 • Manager: Lloyd McClendon
Director of Baseball Information: Tim Hevly • Assistant Director of Baseball Information: Jeff Evans

2013 RESULTS

Seattle won series, 4-2				
Date	At	W/L	Score	
4/29	SEA	L	2 - 6	
4/30	SEA	W	7 - 2	
5/01	SEA	L	3 - 8	
8/02	BAL	W	11 - 8	
8/03	BAL	L	4 - 8	
8/04	BAL	L	2 - 3	

2014 SCHEDULE

(eastern times)		
Date	At	Time
7/24	SEA	10:10
7/25	SEA	10:10
7/26	SEA	4:10
7/27	SEA	4:10
8/01	BAL	7:05
8/02	BAL	7:05
8/03	BAL	1:35

SWEEPS

(most recent)		
BAL sweep	@BAL	
3 game:	8/6-8/2012	
4 game:	4/4-7/2008	
BAL sweep	@SEA	
3 game:	9/17-19/2012	
4 game:	Never	
SEA sweep	@BAL	
3 game:	8/7-9/2007	
4 game:	Never	
SEA sweep	@SEA	
3 game:	4/19-21/2010	
4 game:	6/22-25/2000	

RECORD BY DECADE

(most recent)				
Year	Home	Road	Total	
1970s	15 - 1	11 - 5	26 - 6	
1980s	30 - 27	33 - 24	63 - 51	
1990s	34 - 24	24 - 33	58 - 57	
2000s	25 - 18	20 - 31	45 - 49	
2010s	10 - 5	7 - 8	17 - 13	
Total	114 - 75	95 - 101	209 - 176	

ALL-TIME SERIES RESULTS (HOME: 114-75; ROAD: 95-101; TOTAL: 209-176)

Year	Home	Road	Total	Year	Home	Road	Total	Year	Home	Road	Total
1977	5-0	2-3	7-3	1992	4-2	3-3	7-5	2007	0-3	2-4	2-7
1978	5-0	4-1	9-1	1993	5-1	2-4	7-5	2008	4-0	4-2	8-2
1979	5-1	5-1	10-2	1994	5-1	1-3	6-4	2009	1-2	3-3	4-5
1980	4-2	2-4	6-6	1995	3-4	3-3	6-7	2010	3-3	0-3	3-6
1981	2-1	2-1	4-2	1996	4-2	3-3	7-5	2011	3-0	1-2	4-2
1982	4-2	3-3	7-5	1997	3-3	4-1	7-4	2012	3-0	5-1	8-1
1983	3-3	5-1	8-4	1998	3-2	3-3	6-5	2013	1-2	1-2	2-4
1984	4-2	5-1	9-3	1999	4-0	1-5	5-5				
1985	3-3	3-3	6-6	2000	3-3	0-4	3-7				
1986	3-3	3-3	6-6	2001	1-2	0-6	1-8				
1987	1-5	3-3	4-8	2002	4-2	1-2	5-4				
1988	4-2	3-3	7-5	2003	2-1	2-4	4-5				
1989	2-4	4-2	6-6	2004	5-1	2-1	7-2				
1990	1-5	2-4	3-9	2005	3-0	4-3	7-3				
1991	2-4	2-4	4-8	2006	2-4	2-2	4-6				

MISCELLANEOUS SERIES INFO:

Best Season Series Record:	8-1 (2012)	Current Streak:	Lost 2
Worst Season Series Record:	1-8 (2001)	Largest Crowd (Memorial Stadium):	42,497 (June 22, 1980)
Most Runs, Game (BAL):	15 (May 1, 1992 & May 19, 1987)	Largest Crowd (OPACY):	48,365 (July 25, 1998)
Most Runs, Game (SEA):	14 (September 16, 2000 & August 22, 1987)	Largest Crowd (Kingdome):	57,432 (May 18, 1997)
Longest Winning Streak:	8 (4x, last: July 3, 2012-September 19, 2012)	Largest Crowd (Safeco Field):	45,894 (September 8, 2001)
Longest Losing Streak:	10 (June 22, 2000-May 31, 2001)		

2013 HIGHLIGHTS: The Birds dropped two of three in Seattle and Baltimore • Chris Davis hit his 40th homer August 2 in a game that featured seven home runs • Danny Valencia gave the Birds a 2-1 lead in the sixth inning August 4 in Baltimore before Henry Blanco's two-run homer on a 0-2 pitch gave the Mariners the win and tagged Wei-Yin Chen with the loss. • With a win in his August 2 start, Chris Tillman improved his career record against the Mariners to 5-0 with a 2.45 ERA in five starts • Nate McLouth's leadoff homer April 30 led to a four-run first inning in a 7-2 win • Matt Wieters drove in seven runs in six games against the Mariners and his two-run homer on April 29 were the only runs the Birds scored off Joe Saunders that night • Manny Machado batted .360 (9-25) with four doubles and two homers in the six games.

ALL-TIME HIGHLIGHTS: The O's were 8-1 (.889) against the Mariners in 2012, marking their best record against the Mariners in one year (previous best was 10-2, .838 in 1979) • The Birds swept three games in Seattle September 17-19, 2012 for the first time since May 16-18, 1997 • The Orioles swept three game home series against Seattle in 2011 and 2012 after not having done so since 2005 • After losing their first 14 games at Safeco Field, the O's are 27-28 in the last 55 games in Seattle (7-3 in last 10 games) • Kevin Millwood and AL Cy Young winner Felix Hernandez each pitched complete games on April 21, 2010, the first time that happened in an O's 9-inning game since July 11, 2003 • Rafael Palmeiro collected his 3,000th career hit, a double off Joel Pineiro, July 15, 2005 at Safeco Field • On May 8, 1997, the O's defeated Randy Johnson to end his 16-game winning streak and would beat him four times that year (twice in the ALDS) • Baltimore defeated Seattle, three games to one, to win the 1997 American League Division Series • Chris Hoiles hit a two-out grand slam to give the O's a 14-13 win on May 17, 1996, the 12th two-out, walk-off grand slam in ML history • Randy Johnson (13) and Dave Fleming (4) combined to strike out 17 O's on May 26, 1995, tying the single game record by an opponent • The O's tied an AL record, stranding 15 baserunners in a shutout loss to Seattle on April 9, 1993 • Mike Flanagan faced the minimum in his shutout on May 3, 1983 against the Mariners, despite allowing three hits and a walk.



OPPONENTS

AL WEST

TEXAS RANGERS

1000 Ballpark Way • Arlington, TX 76011 • (817) 273-5222 • www.texasrangers.com
Rangers Ballpark (1994) • Seating Capacity: 49,170 • Dimensions (L-R): 332-400-325 • Manager: Ron Washington
Executive VP of Communications: John Blake • Senior Director, Media Relations: Rich Rice



2013 RESULTS

Orioles won series, 5-2				
Date	At	W/L	Score	
7/08	BAL	L	5 - 8	
7/09	BAL	L	4 - 8	
7/10	BAL	W	6 - 1	
7/11	BAL	W	3 - 1	
7/19	TEX	W	3 - 1	
7/20	TEX	W	7 - 4	
7/21	TEX	W	4 - 2	

2014 SCHEDULE

(eastern times)		
Date	At	Time
6/03	TEX	8:05
6/04	TEX	8:05
6/05	TEX	8:05
6/30	BAL	7:05
7/01	BAL	7:05
7/02	BAL	7:05
7/03	BAL	7:05

SWEEPS

(most recent)		
BAL sweep	@BAL	
3 game:	6/13-15/2000	
4 game:	8/6-9/2004	
BAL sweep	@TEX	
3 game:	7/19-21/2013	
4 game:	7/8-11/2010	
TEX sweep	@BAL	
3 game:	4/7-10/1977	
4 game:	Never	
TEX sweep	@TEX	
3 game:	4/4-6/2011	
4 game:	7/24-26/2001	

RECORD BY DECADE

(most recent)				
Year	Home	Road	Total	
1970s	21 - 26	31 - 15	52 - 41	
1980s	37 - 17	35 - 22	72 - 39	
1990s	29 - 25	31 - 21	60 - 46	
2000s	27 - 21	16 - 30	43 - 51	
2010s	6 - 9	8 - 7	14 - 16	
Total	120 - 98	121 - 95	241 - 193	

ALL-TIME SERIES RESULTS (HOME: 120-98; ROAD: 121-95; TOTAL: 241-193)

Year	Home	Road	Total	Year	Home	Road	Total	Year	Home	Road	Total
1972	1-5	5-1	6-6	1987	4-2	3-3	7-5	2002	1-2	2-4	3-6
1973	5-1	5-1	10-2	1988	4-2	2-4	6-6	2003	5-1	2-1	7-2
1974	2-4	2-4	4-8	1989	5-1	4-2	9-3	2004	4-0	1-2	5-2
1975	3-3	4-2	7-5	1990	4-2	4-2	8-4	2005	1-3	3-3	4-6
1976	2-4	6-0	8-4	1991	5-1	4-2	9-3	2006	2-2	1-4	3-6
1977	0-5	4-1	4-6	1992	2-4	5-1	7-5	2007	1-2	3-4	4-6
1978	3-3	4-1	7-4	1993	2-4	2-4	4-8	2008	3-3	1-2	4-5
1979	5-1	1-5	6-6	1994	1-2	2-1	3-3	2009	3-4	2-1	5-5
1980	2-4	4-2	6-6	1995	2-1	2-0	4-1	2010	2-2	4-2	6-4
1981	0-0	2-1	2-1	1996	2-5	1-5	3-10	2011	1-2	0-3	1-5
1982	4-2	5-1	9-3	1997	5-0	5-1	10-1	2012	1-3	1-2	2-5
1983	5-1	4-2	9-3	1998	3-3	3-2	6-5	2013	2-2	3-0	5-2
1984	4-2	5-1	9-3	1999	3-3	3-3	6-6				
1985	6-0	4-2	10-2	2000	5-1	1-5	6-6				
1986	3-3	2-4	5-7	2001	2-3	0-4	2-7				

MISCELLANEOUS SERIES INFO:

Best Season Series Record:	10-1 (1997)	Current Streak:	Won 5
Worst Season Series Record:	3-10 (1996)	Largest Crowd (Memorial Stadium):	51,650 (April 6, 1987)
Most Runs, Game (BAL):	16 (May 16, 1999)	Largest Crowd (OPACY):	48,563 (April 30, 2000)
Most Runs, Game (TEX):	30 (August 22, 2007)	Largest Crowd (Arlington):	41,242 (July 4, 1990)
Longest Winning Streak:	10 (July 29, 1983-July 24, 1984)	Largest Crowd (RBAI):	48,808 (April 8, 2008)
Longest Losing Streak:	8 (May 28, 2001-July 5, 2002)		

2013 HIGHLIGHTS: The Orioles swept a three-game set in Texas July 19-21, their first three-game sweep in Texas since July 21-23, 1997 (they swept four games in 2010) • Chris Davis set career-highs with his 34th homer and 86th RBI on July 11 against his former club • Wei-Yin Chen (7.0IP, 1ER on July 10) and Miguel Gonzalez (6.2IP, 1ER on July 11) gave the Orioles strong starts to salvage a split of their four-game series in Baltimore • Chen followed his July 10 gem with an equally impressive outing July 19 in Arlington (6.1IP, 1ER) • In three career starts against Texas, Chen is 3-0 with a 1.29 ERA (21.0IP, 3ER) • Gonzalez followed Chen's second masterpiece against Texas with another of his own July 20 (6.2IP, 1ER) • Gonzalez was 2-0 with a 1.35 ERA (13.1IP, 2ER) in two starts against Texas in 2013 • Chris Tillman allowed two runs over eight innings in the season series finale July 21 in Arlington to run the Orioles' win streak against Texas to five • Nate McLouth batted .393 (11-28) in the seven games against Texas, while Brian Roberts drove in a team-high seven runs • The Rangers held Chris Davis to a .154 average (4-26) with 13 strikeouts and Adrian Beltre homered three times in the seven games.

ALL-TIME HIGHLIGHTS: Josh Hamilton hit four home runs (16th player in MLB history) and a double May 8, 2012 in Baltimore, setting a mark for most total bases by an opponent and his six homers against the Orioles in 2012 tied Dean Palmer's mark for most HR in a season against the O's (1993). • The Orioles beat the Rangers in the first ever one-game Wild Card playoff game in Arlington in 2012 by a score of 5-1 • Baltimore recorded their first 4-game sweep in Texas since June 17-20, 1976 when they took the July 8-11, 2010 series • The O's homered five times against Texas May 10, 2012 in the first game of a DH including three straight (Flaherty, Hardy, Markakis) to open the game. • It was the first time in AL history a team hit three straight homers to start a game • Over two games, May 7-8, 2012, Hamilton hit five homers and a double in a six at-bat span against the Orioles... He homered six straight in the four game series May 7-10, 2012 • Josh Bell became the 4th Oriole rookie to have multiple HRs in the game in which he hit his first HR when he connected twice off Cliff Lee, August 21, 2010 • Erik Bedard tied an O's franchise record with 15 strikeouts in a complete game shutout in Texas on July 7, 2007 • Texas beat the O's 30-3 on August 22, 2007, becoming the first team since the Chicago Colts (June 29, 1897) to score 30 in a game • Baltimore scored a then club record 10 runs in the 1st inning in the 15-6 win over Texas on May 23, 1999 • Rafael Palmeiro recorded the first multi-Eutaw St. HR game when he did it on April 11, 1997 against the Rangers • The O's allowed a club record 16 runs in the 8th inning on April 19, 1996 in the Rangers 26-7 win in Texas • On August 6, 1986, the teams set an AL record with three grand slams (BAL - Dwyer and Sheets; TEX - Harrah) in a 13-11 Texas victory • Cal Ripken, Jr. became the second Oriole to hit for the cycle when he did it against Texas on May 6, 1984 (B. Robinson - July 15, 1960 vs. CWS).



Baltimore ORIOLES



ARIZONA DIAMONDBACKS

NATIONAL LEAGUE

401 E. Jefferson St. • Phoenix, AZ 85004 • (602) 462-6500 • www.dbacks.com
Chase Field (1998) • Seating Capacity: 48,635 • Dimensions (L-R): 330-407-335 • Manager: Kirk Gibson
Sr. VP, Communications: Josh Rawitch • Director, Player and Media Relations: Casey Wilcox

2013 RESULTS

Arizona won series, 3-0

Date	At	W/L	Score
8/12	ARI	L	6 - 7
8/13	ARI	L	3 - 4 (11)
8/14	ARI	L	4 - 5 (14)

2014 SCHEDULE

(eastern times)

Date	At	Time
	N/A	

SWEEPS

(most recent)

BAL sweep	@BAL
3 game:	Never
4 game:	Never

BAL sweep,	@ARI
3 game:	Never
4 game:	Never

ARI sweep,	@BAL
3 game:	6/15-17/2007
4 game:	Never

ARI sweep,	@ARI
3 game:	8/12-14/2013
4 game:	Never

RECORD BY DECADE

(most recent)

Year	Home	Road	Total
2000s	1 - 5	2 - 4	3 - 9
2010s	0 - 0	0 - 3	0 - 3
Total	1 - 5	2 - 7	3 - 12

ALL-TIME SERIES RESULTS (HOME: 1-5; ROAD: 2-7; TOTAL: 3-12)

Year	Home	Road	Total
2002	0 - 0	1 - 2	1 - 2
2004	1 - 2	0 - 0	1 - 2
2007	0 - 3	1 - 2	1 - 5
2013	0 - 0	0 - 3	0 - 3

MISCELLANEOUS SERIES INFO:

Best Season Series Record: 1-2 (2004 & 2002)
Worst Season Series Record: 0-3 (2013)
Most Runs, Game (BAL): 8 (June 9, 2004)
Most Runs, Game (ARI): 8 (three times, most recently June 24, 2007)
Longest Winning Streak: 1 (most recently June 22, 2007)

Longest Losing Streak: 5 (June 23, 2007-current)
Current Streak: Lost 5
Largest Crowd (OPACY): 28,927 (June 8, 2004)
Largest Crowd (Chase Field): 40,992 (June 18, 2002)

2013 HIGHLIGHTS: The Orioles made the game-tying or winning run in the 9th in all three games of the series, and were swept in walk-off fashion, including two extra-inning games • On August 12, the teams traded lone runs in the top and bottom of the 8th and 9th to tie and un-tie the game, including Adam Eaton's walk-off HR off Darren O'Day • On August 13, Arizona scored twice in the 7th before Paul Goldschmidt tied the game with a HR in the 9th, then won it with a walk-off HR in the 11th • On August 14, the longest game in series history took place, as the D'backs won on Aaron Hill's 14th inning single • Chris Davis batted .308/.357/.769 with two HR in the series...Brian Roberts batted .538/.571/.615, going 7-for-15.

ALL-TIME HIGHLIGHTS: The Orioles have lost all four season series to Arizona, going 1-2 in 2002 and 2004, 1-5 in 2007, and 0-3 in 2013 • Casey Fossum (6.0IP), Mike Koplove (2.0IP) and Jose Valverde (1.0IP) combined to throw the only shutout in series history, June 10, 2004 • Curt Schilling (10) and Randy Johnson (11) recorded back-to-back double-digit strikeouts games, June 19-20, 2002 • Melvin Mora scored four runs in the O's 8-2 win, June 9, 2004 • The D'Backs won the first head-to-head match-up between the franchises, 6-3, on June 18, 2002...Brian Anderson earned the win and Jason Johnson took the loss.

OPPONENTS



NATIONAL LEAGUE

ATLANTA BRAVES

755 Hank Aaron Dr. • Atlanta, GA 30315 • (404) 522-7630 • www.braves.com
Turner Field (1997) • Seating Capacity: 49,377 • Dimensions (L-R): 335-400-330 • Manager: Fredi Gonzalez
Director of Media Relations: Brad Hairje • Media Relations Manager: Adrienne Midgley



2012 RESULTS

Baltimore won series, 2-1

Date	At	W/L	Score
6/15	ATL	L	2 - 4
6/16	ATL	W	5 - 0
6/17	ATL	W	2 - 0

2014 SCHEDULE

(eastern times)

Date	At	Time
	N/A	

SWEEPS

(most recent)

BAL sweep	@BAL
3 game:	Never
4 game:	Never

BAL sweep,	@ATL
3 game:	6/11-13/1999
4 game:	Never

ATL sweep,	@BAL
3 game:	7/13-15/2000
4 game:	Never

ATL sweep,	@ATL
3 game:	6/24-26/2005
4 game:	Never

RECORD BY DECADE

(most recent)

Year	Home	Road	Total
1990s	1 - 2	6 - 0	7 - 2
2000s	3 - 6	3 - 9	6 - 15
2010s	0 - 0	3 - 3	3 - 3
Total	4 - 8	12 - 12	16 - 20

ALL-TIME SERIES RESULTS (HOME: 4-8; ROAD: 12-12; TOTAL: 16-20)

Year	Home	Road	Total
1997	0 - 0	3 - 0	3 - 0
1998	1 - 2	0 - 0	1 - 2
1999	0 - 0	3 - 0	3 - 0
2000	0 - 3	0 - 0	0 - 3
2001	0 - 0	1 - 2	1 - 2
2003	0 - 0	1 - 2	1 - 2
2004	1 - 2	0 - 0	1 - 2
2005	0 - 0	0 - 3	0 - 3
2006	0 - 0	1 - 2	1 - 2
2009	2 - 1	0 - 0	2 - 1
2011	0 - 0	1 - 2	1 - 2
2012	0 - 0	2 - 1	2 - 1

MISCELLANEOUS SERIES INFO:

Best Season Series Record: 3-0 (1999 & 1997)
Worst Season Series Record: 0-3 (2005 & 2000)
Most Runs, Game (BAL): 22 (June 13, 1999)
Most Runs, Game (ATL): 10 (3 times, most recently July 2, 2006)
Longest Winning Streak: 4 (June 13, 1997-June 5, 1998)

Longest Losing Streak: 6 (June 26, 2004-June 30, 2006)
Current Streak: Won 2
Largest Crowd (OPACY): 49,013 (July 15, 2000)
Largest Crowd (Municipal Stadium): 29,120 (May 2, 1971)
Largest Crowd (Turner Field): 50,069 (July 14, 2001)

2012 HIGHLIGHTS: The Orioles won the season series, 2-1, dropping the opening game of the series before posting consecutive shutouts • Andrelton Simmons' three-run 6th inning HR put the Braves up, 4-2, a lead they would close out in the series opener on June 15 • Jason Hammel fired a complete game one-hit shutout on June 16, allowing just a Jason Heyward 7th inning single...Brian Roberts (3) and Mark Reynolds (2) drove in all O's runs • Wei-Yin Chen (7.0IP) and four relievers combined to shut out Atlanta, 2-0, in the series finale on June 17...Jim Johnson picked up his 20th save • Adam Jones batted .444/.545/.667 (4-for-9) with two doubles, walks and runs in the series.

ALL-TIME HIGHLIGHTS: The O's have won two of the last three series vs. ATL, after dropping each of the previous six (2000-06) • Jason Hammel tossed a complete game one-hit shutout on June 16, 2012, allowing just a Jason Heyward 7th inning single • Jair Jurrjens fired a complete game, one-hit shutout (BB, 8K) on July 1, 2011 • Nick Markakis set a career-high with five hits in the O's 5-4 win in the series finale on July 3, 2011 • Zach Britton went 2-for-3 with his first career HR on July 3, 2011, the first HR by an Oriole pitcher since Kris Benson, June 17, 2006 vs. NYM • The Orioles' series win in 2009 at Camden Yards was their first ever at home over Atlanta and their first overall against the Braves since 1999 • Braves OF Andruw Jones homered in each game of a three-game Atlanta sweep at Turner Field in 2005 • Atlanta rallied from a 7-0 deficit to defeat the O's, 8-7, on June 27, 2004 at Camden Yards • The Orioles scored a then-club record 22 runs on June 13, 1999 at Turner Field • Cal Ripken set club records with six hits and five runs as he went 6-for-6 with two home runs, a double and three singles • The Orioles swept Atlanta June 13-15, 1997 at Turner Field in the first ever interleague series for each team.



Baltimore ORIOLES



CHICAGO CUBS

NATIONAL LEAGUE

1060 W. Addison • Chicago, IL 60613 • (773) 404-2800 • www.cubs.com
Wrigley Field (1914) • Seating Capacity: 41,072 • Dimensions (L-R): 355-400-353 • Manager: Rick Renteria
Director, Media Relations: Peter Chase • Assistant Director, Media Relations: Jason Carr

2008 RESULTS

Baltimore won series, 2-1

Date	At	W/L	Score
6/24	CHC	W	7 - 5
6/25	CHC	L	4 - 7
6/26	CHC	W	11 - 4

2014 SCHEDULE

(eastern times)

Date	At	Time
8/22	CHC	2:20
8/23	CHC	2:20
8/24	CHC	2:20

SWEEPS

(most recent)

BAL sweep	@BAL
3 game:	Never
4 game:	Never

BAL sweep	@CHC
3 game:	Never
4 game:	Never

CHC sweep	@BAL
3 game:	6/15-17/2007
4 game:	Never

CHC sweep	@CHC
3 game:	Never
4 game:	Never

RECORD BY DECADE

(most recent)

Year	Home	Road	Total
2000s	1 - 2	2 - 1	3 - 3
Total	1 - 2	2 - 1	3 - 3

ALL-TIME SERIES RESULTS (HOME: 1-2; ROAD: 2-1; TOTAL: 3-3)

Year	Home	Road	Total
2003	1 - 2	0 - 0	1 - 2
2008	0 - 0	2 - 1	2 - 1

MISCELLANEOUS SERIES INFO:

Best Season Series Record: 2-1 (2008)
Worst Season Series Record: 1-2 (2003)
Most Runs, Game (BAL): 11 (June 26, 2008)
Most Runs, Game (CHC): 7 (twice, most recently June 25, 2008)
Longest Winning Streak: 2 (June 12, 2003-June 24, 2008)

Longest Losing Streak: 2 (June 10-11, 2003)
Current Streak: Won 1
Largest Crowd (OPACY): 32,484 (June 10, 2003)
Largest Crowd (Wrigley Field): 41,670 (June 26, 2008)

2008 HIGHLIGHTS: The O's won the lone series of the year, 2-1 in Chicago, outscoring the North Siders 22-16 • Baltimore scored a head-to-head series record 11 runs on June 26 to win the series, on the strength of a 4-for-5 day by Aubrey Huff and three hits from Guillermo Quiroz • Jeremy Guthrie (6.0IP, 4ER) earned the win and George Sherrill notched his 26th save in the series opening 7-5 win on June 24 • Geovany Soto went 2-for-3 with three RBI in the 7-4 Cubs win on June 25...O's starter Matt Albers left the game with an arm injury after 0.1IP.

ALL-TIME HIGHLIGHTS: Each team has won two of three games on the road (CHC in BAL - 2003 and BAL in CHC - 2008) in the only series match-ups • The Cubs shut out the O's in the first ever regular season game between the clubs, 4-0 on June 10, 2003, a game won by Shawn Estes (7.0IP) • Rick Helling (W, 5.0 scoreless IP) and Travis Driskill (SV, 4.0IP, ER) combined for the O's first ever win over the Cubs, June 12, 2003 • Baltimore scored a head-to-head series record 11 runs on June 26, 2008 to win the series, on the strength of a 4-for-5 day by Aubrey Huff and three hits from Guillermo Quiroz.

OPPONENTS



NATIONAL LEAGUE

CINCINNATI REDS

100 Joe Nuxhall Way • Cincinnati, OH 45202 • (513) 765-7000 • www.reds.com
Great American Ball Park (2003) • Seating Capacity: 42,319 • Dimensions (L-R): 328-404-325 • Manager: Bryan Price
Director of Media Relations: Rob Butcher • Asst. Director of Media Relations: Larry Herms

2011 RESULTS

Baltimore won series, 2-1

Date	At	W/L	Score
6/24	BAL	W	5 - 4
6/25	BAL	L	5 - 10
6/26	BAL	W	7 - 5

2014 SCHEDULE

(eastern times)

Date	At	Time
9/02	BAL	7:05
9/03	BAL	7:05
9/04	BAL	7:05

SWEEPS

(most recent)

BAL sweep	@BAL
3 game:	Never
4 game:	Never

BAL sweep	@CIN
3 game:	Never
4 game:	Never

CIN sweep	@BAL
3 game:	Never
4 game:	Never

CIN sweep	@CIN
3 game:	Never
4 game:	Never

RECORD BY DECADE

(most recent)

Year	Home	Road	Total
2000s	0 - 0	1 - 2	1 - 2
2010s	2 - 1	0 - 0	2 - 1
Total	2 - 1	1 - 2	3 - 3

ALL-TIME SERIES RESULTS (HOME: 2-1; ROAD: 1-2; TOTAL: 3-3)

Year	Home	Road	Total
2005	0 - 0	1 - 2	1 - 2
2011	2 - 1	0 - 0	2 - 1

MISCELLANEOUS SERIES INFO:

Best Season Series Record: 2-1 (2011)
Worst Season Series Record: 1-2 (2005)
Most Runs, Game (BAL): 7 (June 26, 2011)
Most Runs, Game (CIN): 10 (three times, most recently June 25, 2011)
Longest Winning Streak: 1 (most recently June 26, 2011)

Longest Losing Streak: 2 (June 11-12, 2005)
Current Streak: Won 1
Largest Crowd (OPACY): 45,382 (June 24, 2011)
Largest Crowd (Great American Ballpark): 32,834 (June 11, 2005)

2011 HIGHLIGHTS: The Birds won the season series, taking two of three over Cincy, despite being outscored 19-17 • Derrek Lee's 12th inning walk-off HR off of Jose Arredondo gave the O's a 5-4 win in the series opener • The Reds roughed up Brian Matusz (4.2IP, 6ER) and Brad Bergesen (3.0IP, 4ER) for five HR (two by Joey Votto) in the 10-5 Cincy win on June 25 • The O's won the rubber match thanks to three hits from Nick Markakis and HR from Derrek Lee, Luke Scott and Mark Reynolds on June 26.

ALL-TIME HIGHLIGHTS: Each team has won two of three home games in the all-time regular season series (BAL in 2011, CIN in 2005) • The teams met in the 1970 World Series, which the Orioles took 4 games to 1 • In Game One, the O's got home runs from Brooks Robinson, Boog Powell and Elrod Hendricks and 8.2 innings of work from Jim Palmer and won the opener, 4-3 • Boog Powell walked twice and had two hits, including his second home run of the series as the Birds took Game Two, 6-5 • Orioles' LHP Dave McNally tossed a complete game and also hit a grand slam to pace the Orioles to a 9-3 win in Game Three • The Birds lost Game Four of the World Series, 6-5, despite four hits from Brooks Robinson, including his second home run of the series • In Game Five, Mike Cuellar tossed a complete game, Frank Robinson and Merv Rettenmund homered, and the Birds won, 9-3, to clinch their second World Championship • Brooks Robinson was named Series MVP, after hitting .429 with two doubles, two home runs and several spectacular defensive plays at third base • Paul Blair hit .474 with five runs scored in the series and Boog Powell and Frank Robinson each homered twice • Orioles pitchers held down Reds stars Johnny Bench (4-19), Pete Rose (5-20) and Tony Perez (1-18) to bat a combined .175 (10-57).



Baltimore ORIOLES



COLORADO ROCKIES

NATIONAL LEAGUE

2001 Blake St. • Denver, CO 80205 • (303) 292-0200 • www.coloradorockies.com
Coors Field (1995) • Seating Capacity: 50,480 • Dimensions (L-R): 347-415-350 • Manager: Walt Weiss
Vice President, Communications/PR: Jay Alves • Assistant Director, Communications: Nick Piburn

2013 RESULTS

Baltimore won series, 2-1

Date	At	W/L	Score
8/16	BAL	L	3 - 6
8/17	BAL	W	8 - 4
8/18	BAL	W	7 - 2

2014 SCHEDULE

(eastern times)

Date	At	Time
	N/A	

SWEEPS

(most recent)

BAL sweep	@BAL
3 game:	Never
4 game:	Never

BAL sweep,	@COL
3 game:	Never
4 game:	Never

COL sweep,	@BAL
3 game:	6/15-17/2007
4 game:	Never

COL sweep,	@COL
3 game:	8/12-14/2013
4 game:	Never

RECORD BY DECADE

(most recent)

Year	Home	Road	Total
2000s	3 - 3	1 - 2	4 - 5
2010s	2 - 1	0 - 0	2 - 1
Total	5 - 4	1 - 2	6 - 6

ALL-TIME SERIES RESULTS (HOME: 5-4; ROAD: 1-2; TOTAL: 6-6)

Year	Home	Road	Total
2004	0 - 0	1 - 2	1 - 2
2005	2 - 1	0 - 0	2 - 1
2007	1 - 2	0 - 0	1 - 2
2013	2 - 1	0 - 0	2 - 1

MISCELLANEOUS SERIES INFO:

Best Season Series Record: 2-1 (2013)
Worst Season Series Record: 1-2 (2007 & 2004)
Most Runs, Game (BAL): 8 (August 17, 2013)
Most Runs, Game (COL): 11 (June 19, 2004)
Longest Winning Streak: 3 (June 18, 2005-June 8, 2007)

Longest Losing Streak: 3 (June 9, 2007-August 16, 2013)
Current Streak: Won 2
Largest Crowd (OPACY): 49,004 (June 17, 2005)
Largest Crowd (Coors Field): 40,532 (June 20, 2004)

2013 HIGHLIGHTS: The O's won the series, 2-1, outscoring the Rockies, 18-12 • Colorado won the series opener, 6-3, on the strength of four home runs...It stretched their win streak to three games vs. BAL, the longest in series history • The Birds evened the series on August 17, 8-4, on the strength of a 7-run 3rd inning • Baltimore won the rubber game, 7-2, thanks to HR by Chris Davis (#45) and Adam Jones (#25).

ALL-TIME HIGHLIGHTS: The home team has won three of four season series, 2-1 (COL in 2004, BAL in 2005 and 2013), with the Rockies also taking 2 of 3 at OPACY in 2007 • Brian Roberts' two-out grand slam off of Shawn Chacon in the 9th inning erased a 2-0 deficit and earned the O's their first ever win over Colorado, June 20, 2004 • Colorado won the first two games against the O's, but the O's went 4-1 from June 20, 2004-June 8, 2007 • Rafael Palmeiro (.348/.400/.652) is the O's leader in HR (2) and RBI (7) in six career games against Colorado.

OPPONENTS



NATIONAL LEAGUE

LOS ANGELES DODGERS

1000 Elysian Park Ave • Los Angeles, CA 90012 • (323) 224-1500 • www.dodgers.com
Dodger Stadium (1962) • Seating Capacity: 56,000 • Dimensions (L-R): 330-400-330 • Manager: Don Mattingly
Director, Public Relations: Joe Jareck • Assistant Director, Public Relations: Yvonne Carrasco



2013 RESULTS

Baltimore won series, 2-1

Date	At	W/L	Score
4/20	BAL	W	7 - 5
4/20	BAL	W	6 - 1
4/21	BAL	L	4 - 7

2014 SCHEDULE

(eastern times)

Date	At	Time
	N/A	

SWEEPS

(most recent)

BAL sweep	@BAL
3 game:	Never
4 game:	Never

BAL sweep,	@LAD
3 game:	Never
4 game:	Never

LAD sweep,	@BAL
3 game:	Never
4 game:	Never

LAD sweep,	@LAD
3 game:	6/15-17/2004
4 game:	Never

ALL-TIME SERIES RESULTS (HOME: 3-3; ROAD: 0-3; TOTAL: 3-6)

Year	Home	Road	Total
2002	1 - 2	0 - 0	1 - 2
2004	0 - 0	0 - 3	0 - 3
2013	2 - 1	0 - 0	2 - 1

MISCELLANEOUS SERIES INFO:

Best Season Series Record: 2-1 (2013)
Worst Season Series Record: 0-3 (2004)
Most Runs, Game (BAL): 7 (April 20, 2013 (G1))
Most Runs, Game (LAD): 8 (June 8, 2002)
Longest Winning Streak: 2 (April 20, 2013 (DH sweep))

Longest Losing Streak: 5 (June 8, 2002-June 17, 2004)
Current Streak: Lost 1
Largest Crowd (OPACY): 45,248 (April 20, 2013 (G2))
Largest Crowd (Dodger Stadium): 35,070 (June 16, 2004)

2013 HIGHLIGHTS: The O's won their first season series in history between the two clubs, 2-1, thanks to a doubleheader sweep on April 20 • The Birds won the opener of the doubleheader, 7-5...The winning runs scored on Nolan Reimold's two-RBI double in the 8th • After allowing a run in the top of the 1st, the O's scored the final 6 runs of the game to sweep the doubleheader, thanks to 4 RBI from Manny Machado • Despite a three-run bottom of the 1st, the O's could not hold the lead and dropped the finale, 7-4 • Matt Kemp went 6-for-13 in the series • Chris Davis batted .636/.667/.182 in the three games, going 7-for-11 with four XBH and four runs scored.

ALL-TIME HIGHLIGHTS: The O's swept the first doubleheader in series history, April 20, 2013 • The O's won the inaugural Interleague game between the teams, 4-2 on June 7, 2002 • Rodrigo Lopez finished one out shy of a complete game and Melvin Mora hit two HR in the O's opening win • LA won five straight, June 8, 2002-June 17, 2004 • The Dodgers won the rubber game of the 2002 series, 2-1, thanks to 10K in 8.0IP (ER) for Odalis Perez...Sidney Ponson took the CG loss for the O's (2R/1ER) • Shawn Green and Adrian Beltre combined to hit .522 (12-23) in the 2004 series sweep for LA • Odalis Perez won both of his starts against the O's, pitching to a 1.20 ERA (15.0IP, 2ER), walking three and striking out 18.



Baltimore ORIOLES



MIAMI MARLINS

NATIONAL LEAGUE

501 Marlins Way • Miami, FL 33125 • (305) 480-1300 • www.floridamarlins.com
Marlins Park (2012) • Seating Capacity: 37,442 • Dimensions (L-R): 344-422-335 • Manager: Mike Redmond
Director of Media Relations: Matt Roebuck • Manager of Media Relations: Marty Sewell

2010 RESULTS

Miami won series, 2-1

Date	At	W/L	Score
6/22	BAL	L	4 - 10
6/23	BAL	L	5 - 7
6/24	BAL	W	11 - 5

2014 SCHEDULE

(eastern times)

Date	At	Time
N/A		

SWEEPS

(most recent)

BAL sweep	@BAL
3 game:	Never
4 game:	Never

BAL sweep,	@MIA
3 game:	Never
4 game:	Never

MIA sweep,	@BAL
3 game:	Never
4 game:	Never

MIA sweep,	@MIA
3 game:	6/23-25/2009
4 game:	Never

RECORD BY DECADE

(most recent)

Year	Home	Road	Total
1990s	1 - 2	1 - 5	2 - 7
2000s	3 - 3	0 - 6	3 - 9
2010s	1 - 2	0 - 0	1 - 2
Total	5 - 7	1 - 11	6 - 18

ALL-TIME SERIES RESULTS (HOME: 5-7; ROAD: 1-11; TOTAL: 6-18)

Year	Home	Road	Total
1997	0 - 0	0 - 3	0 - 3
1998	1 - 2	0 - 0	1 - 2
1999	0 - 0	1 - 2	1 - 2
2000	2 - 1	0 - 0	2 - 1
2001	0 - 0	0 - 3	0 - 3
2006	1 - 2	0 - 0	1 - 2
2009	0 - 0	0 - 3	0 - 3
2010	1 - 2	0 - 0	1 - 2

MISCELLANEOUS SERIES INFO:

Best Season Series Record: 2-1 (2000)
Worst Season Series Record: 0-3 (2009, 2001, 1997)
Most Runs, Game (BAL): 11 (June 24, 2010)
Most Runs, Game (MIA): 11 (June 25, 2009)
Longest Winning Streak: 3 (June 9, 1999-July 17, 2000)

Longest Losing Streak: 6 (June 22, 2006-June 23, 2010)
Current Streak: Won 1
Largest Crowd (OPACY): 46,006 (June 28, 2003)
Largest Crowd (Land Shark Stadium): 42,446 (September 1, 1997)

2010 HIGHLIGHTS: The Orioles were swept by the Marlins in a three-game series at Land Shark Stadium • The Marlins won the opener, 10-4, behind three hits and three RBI from Hanley Ramirez • The Marlins won their second straight, 7-5, behind three hits each from Chris Coghlan and Gaby Sanchez • The Birds took the series finale, 11-5, behind four hits and four RBI, including a three-run home run from Miguel Tejada • Gaby Sanchez went 8-13 with two doubles, a home run and four RBIn the series for Florida • Adam Jones went 7-12 with a pair of home runs in the series.

ALL-TIME HIGHLIGHTS: The O's lost 11 of 12 games at Sun Life Stadium, getting swept in each of their last two series there (2009 & 2001) • The clubs met for the first time in 1997, when the Marlins swept the O's in Florida • The Orioles have won just one series (a three-game set at Camden Yards in 2000 where the O's took two of three) against Florida in eight meetings • In nine career games against Baltimore, Hanley Ramirez is hitting .333 (13-39) with four doubles, two home runs, nine runs scored and 15 RBI.



OPPONENTS

NATIONAL LEAGUE

MILWAUKEE BREWERS



One Brewers Way • Milwaukee, WI 53214 • (414) 902-4400 • www.brewers.com
Miller Park (2001) • Seating Capacity: 41,900 • Dimensions (L-R): 344-400-345 • Manager: Ron Roenicke
Director, Media Relations: Mike Vassallo • Manager, Media Relations: John Steinmiller

2008 RESULTS

Milwaukee won series, 2-1

Date	At	W/L	Score
6/20	MIL	W	8 - 5
6/21	MIL	L	2 - 3
6/22	MIL	L	3 - 7

2014 SCHEDULE

(eastern times)

Date	At	Time
5/26	MIL	2:10
5/27	MIL	8:10
5/28	MIL	8:10

SWEEPS

(most recent)

BAL sweep	@BAL
3 game:	9/21-23/1990
4 game:	8/2-5/1993

BAL sweep,	@MIL
3 game:	8/6-8/1996
4 game:	4/20-22/1979

MIL sweep,	@BAL
3 game:	7/11-13/1997
4 game:	7/23-25-1976

MIL sweep,	@MIL
3 game:	8/6-8/1991
4 game:	Never

RECORD BY DECADE

(most recent)

Year	Home	Road	Total
1970s	50 - 26	50 - 28	100 - 54
1980s	37 - 24	27 - 35	64 - 59
1990s	22 - 24	30 - 21	52 - 45
2000s	2 - 1	1 - 2	3 - 3
Total	111 - 75	108 - 86	219 - 161

ALL-TIME SERIES RESULTS (HOME: 111-75; ROAD: 108-86; TOTAL: 219-161)

Year	Home	Road	Total
1970	2 - 4	5 - 1	7 - 5
1971	3 - 3	6 - 0	9 - 3
1972	4 - 2	6 - 3	10 - 5
1973	8 - 1	7 - 2	15 - 3
1974	5 - 4	3 - 6	8 - 10
1975	7 - 2	7 - 2	14 - 4
1976	4 - 5	7 - 2	11 - 7
1977	7 - 1	4 - 3	11 - 4
1978	5 - 2	2 - 6	7 - 8
1979	5 - 2	3 - 3	8 - 5
1980	3 - 3	4 - 3	7 - 6
1981	1 - 2	1 - 2	2 - 4
1982	4 - 2	5 - 2	9 - 4
1983	7 - 0	4 - 2	11 - 2
1984	4 - 2	3 - 4	7 - 6
1985	6 - 1	3 - 3	9 - 4
1986	4 - 2	2 - 5	6 - 7
1987	2 - 5	0 - 6	2 - 11
1988	2 - 4	2 - 5	4 - 9
1989	4 - 3	3 - 3	7 - 6
1990	4 - 2	3 - 4	7 - 6
1991	2 - 5	1 - 5	3 - 10
1992	3 - 3	3 - 4	6 - 7
1993	5 - 2	3 - 3	8 - 5
1994	1 - 2	6 - 1	7 - 3
1995	2 - 4	5 - 1	7 - 5
1996	4 - 2	5 - 1	9 - 3
1997	1 - 4	4 - 2	5 - 6
2003	2 - 1	0 - 0	2 - 1
2008	0 - 0	1 - 2	1 - 2

MISCELLANEOUS SERIES INFO:

Best Season Series Record: 15-3 (1973)
Worst Season Series Record: 2-11 (1987)
Most Runs, Game (BAL): 13 (4 times, most recently August 6, 1969)
Most Runs, Game (MIL): 16 (April 8, 1978)
Longest Winning Streak: 10 (July 3, 1973-April 12, 1974)

Longest Losing Streak: 10 (September 20, 1986-August 13, 1987)
Current Streak: Lost 2
Largest Crowd (Memorial Stadium): 53,395 (April 4, 1988)
Largest Crowd (OPACY): 47,919 (July 11, 1997)
Largest Crowd (County Stadium): 55,120 (April 12, 1977)
Largest Crowd (Miller Park): 43,517 (June 22, 2008)

2008 HIGHLIGHTS: Milwaukee won two of three to take the series in 2008, the first between the teams at Miller Park • The O's won the series opener, 8-5, thanks to a 4-for-5 game (2HR, 2R, 3RBI, 11TB) from Aubrey Huff • Corey Hart's 3rd inning two-run HR off Daniel Cabrera gave Milwaukee all the runs they would need as they tied the series with a 3-2 win on June 21 • Prince Fielder's two-HR game in the June 22 finale cemented the series victory for the Brew Crew • Brian Roberts batted .455/.571/.727 in three games...Nick Markakis reached base safely in seven of his 14 plate appearances in the series • Fielder hit .455/.538/1.364 with a double, three HR, five runs and six RBI in the series for Milwaukee.

ALL-TIME HIGHLIGHTS: The O's and Brewers competed as AL opponents from 1969-1997 and were AL East foes from 1972-1993 • The O's won the first Interleague series between the teams in 2003 • Jay Gibbons hit 2 HR and 6 RBI in the series opener • Juan Nieves pitched the first no-hitter in Brewers history on April 15, 1987 at Memorial Stadium • Robin Yount's 9th inning diving catch in CF saved the feat • In an all-time classic series, the O's moved into a 1st place tie in the East by winning the first 3 of a 4-game series against the Brew Crew in the final series of 1982 • Don Sutton defeated Jim Palmer and the O's, 10-2, on the last day of the season to give Milwaukee the division title • The loss marked the final game of Earl Weaver's first stint as Orioles' manager • Milwaukee hit three grand slams in sweeping the O's in the first series of the 1978 season.



Baltimore ORIOLES



NEW YORK METS

NATIONAL LEAGUE

128th Street • Flushing, NY 11368 • (718) 507-METS • www.mets.com
Citi Field (2009) • Seating Capacity: 41,922 • Dimensions (L-R): 335-408-330 • Manager: Terry Collins
Vice President of Public Relations: Jay Horwitz • Sr. Director of Media Relations: Shannon Forde

2012 RESULTS

New York won series, 3-0

Date	At	W/L	Score
6/18	NYM	L	0 - 5
6/19	NYM	L	0 - 5
6/20	NYM	L	3 - 4

2014 SCHEDULE

(eastern times)

Date	At	Time
N/A		

SWEEPS

(most recent)

BAL sweep	@BAL
3 game:	Never
4 game:	Never

BAL sweep,	@NYM
3 game:	Never
4 game:	Never

NYM sweep,	@BAL
3 game:	6/11-13/2010
4 game:	Never

NYM sweep,	@NYM
3 game:	6/18-20/2012
4 game:	Never

RECORD BY DECADE

(most recent)

Year	Home	Road	Total
1990s	3 - 5	0 - 2	3 - 7
2000s	3 - 3	3 - 3	6 - 6
2010s	0 - 3	0 - 3	0 - 6
Total	6 - 11	3 - 8	9 - 19

ALL-TIME SERIES RESULTS (HOME: 6-11; ROAD: 3-8; TOTAL: 9-19)

Year	Home	Road	Total
1997	1 - 2	0 - 0	1 - 2
1998	1 - 1	0 - 2	1 - 3
1999	1 - 2	0 - 0	1 - 2
2000	0 - 0	1 - 2	1 - 2
2001	1 - 2	0 - 0	1 - 2
2006	0 - 0	2 - 1	2 - 1
2009	2 - 1	0 - 0	2 - 1
2010	0 - 3	0 - 0	0 - 3
2012	0 - 0	0 - 3	0 - 3

MISCELLANEOUS SERIES INFO:

Best Season Series Record: 2-1 (2009 & 2006)
Worst Season Series Record: 0-3 (2010 & 2012)
Most Runs, Game (BAL): 7 (twice, June 8, 2000 & June 22, 1998)
Most Runs, Game (NYM): 13 (August 30, 1997)
Longest Winning Streak: 3 games (June 14, 2001-June 17, 2006)

Longest Losing Streak: 6 games (June 11, 2010-current)
Current Streak: Lost 6
Largest Crowd (OPACY): 48,075 (August 31, 1997)
Largest Crowd (Shea Stadium): 35,156 (June 25, 1998)
Largest Crowd (Citi Field): 32,587 (June 19, 2012)

2012 HIGHLIGHTS: The Orioles were swept by the Mets at Citi Field, the second series sweep in head-to-head history (also NYM 2010) • Just two days after Jason Hammel tossed a one-hit CG shutout vs. ATL, R.A. Dickey did the same to the O's on June 18 • Wilson Betemit recorded the only hit in the 5-0 loss on June 18...like Davis hit a grand slam for the Mets • The Mets blanked the O's in game two on June 19 behind Johan Santana (6.0IP) and three relievers • New York completed the sweep on June 20 in a 4-3 win, just one of nine losses by the O's all season in one-run games • Betemit batted .429/.500/.857 (3-for-7) with a walk and home run in the three games.

ALL-TIME HIGHLIGHTS: New York has swept the last two series (2010 & 12) • Cy Young Award winner R.A. Dickey threw a complete game one-hit shutout on June 18, 2012, a 5-0 Mets win • The Orioles won their first-ever season series against the Mets in 2006, taking two of three at Shea Stadium • In the 2nd game of the 2001 series at Camden Yards, shortstop Mike Bordick suffered a separated shoulder & missed the remainder of the season • Brian Roberts replaced Bordick on the roster & made his majorleague debut in the finale against the Mets, singling in his second at-bat • The O's and Mets were rained out at Shea Stadium in June 2000, extending their series one more day • A lack of hotels in the New York area forced the Orioles to return to Baltimore and fly back to New York for the final game, which the Mets won in the 10th inning • Mike Mussina pitched a complete-game two-hitter against New York on June 22, 1998 • The Mets defeated the Orioles in the 1969 World Series, four games to one.

OPPONENTS



NATIONAL LEAGUE

PHILADELPHIA PHILLIES

One Citizens Bank Way • Philadelphia, PA 19148 • (215) 463-6000 • www.phillies.com
Citizens Bank Park (2004) • Seating Capacity: 43,651 • Dimensions (L-R): 329-401-330 • Manager: Ryne Sandberg
Director, Baseball Communications: Greg Casterioto • Coordinator, Baseball Communications: Craig Hughner

2012 RESULTS

Baltimore won series, 2-1

Date	At	W/L	Score
6/08	BAL	L	6 - 9
6/09	BAL	W	6 - 4
6/10	BAL	W	5 - 4

2014 SCHEDULE

(eastern times)

Date	At	Time
N/A		

SWEEPS

(most recent)

BAL sweep	@BAL
3 game:	6/30-7/2/1997
4 game:	Never

BAL sweep,	@PHI
3 game:	6/19-21/2009
4 game:	Never

PHI sweep,	@BAL
3 game:	6/27-29/2003
4 game:	Never

PHI sweep,	@PHI
3 game:	Never
4 game:	Never

RECORD BY DECADE

(most recent)

Year	Home	Road	Total
1990s	4 - 2	4 - 2	8 - 4
2000s	7 - 11	9 - 6	16 - 17
2010s	2 - 1	0 - 0	2 - 1
Total	13 - 14	13 - 8	26 - 22

ALL-TIME SERIES RESULTS (HOME: 13-14; ROAD: 13-8; TOTAL: 26-22)

Year	Home	Road	Total
1997	3 - 0	0 - 0	3 - 0
1998	0 - 0	2 - 1	2 - 1
1999	1 - 2	2 - 1	3 - 3
2000	2 - 1	2 - 1	4 - 2
2001	1 - 2	1 - 2	2 - 4
2002	1 - 2	2 - 1	3 - 3
2003	0 - 3	0 - 0	0 - 3
2004	0 - 0	1 - 2	1 - 2
2005	1 - 2	0 - 0	1 - 2
2006	2 - 1	0 - 0	2 - 1
2009	0 - 0	3 - 0	3 - 0
2012	2 - 1	0 - 0	2 - 1

MISCELLANEOUS SERIES INFO:

Best Season Series Record: 3-0 (2009 & 1997)
Worst Season Series Record: 0-3 (2003)
Most Runs, Game (BAL): 14 (June 8, 1998)
Most Runs, Game (PHI): 15 (June 15, 2001)
Longest Winning Streak: 4 games (June 30, 1997-June 8, 1998)

Longest Losing Streak: 3 games (July 3, 2004-May 20, 2005)
Current Streak: Won 2
Largest Crowd (OPACY): 49,549 (June 28, 2003)
Largest Crowd (Veterans Stadium): 41,079 (June 16, 2002)
Largest Crowd (Citizens Bank Park): 44,390 (July 2, 2004)

2012 HIGHLIGHTS: The O's took two of three from Philly, dropping the opener before winning each of the final two games of the series in extra innings • Shane Victorino paced the Phillies' offense in the opener, going 3-for-4 with two runs and five RBI in the 9-6 win on June 8 • Adam Jones' 2nd career walkoff HR off B.J. Rosenberg in the 12th on June 9 gave the O's a 6-4 win...Hunter Pence went 4-for-5 for Philly • The Birds won the series with a 10-inning, 5-4 walk off win on June 10...Steve Tolleson tied the game with a three-run HR off Cliff Lee in the 4th...Matt Wieters' one-out double scored Adam Jones from 1st with the winner • Before the last two games vs. PHI, the last time O's had consecutive walk-off wins against the same team was August 24-25, 1983 vs. TOR.

ALL-TIME HIGHLIGHTS: Baltimore has won the last three season series after going 0-4-1 in the previous five (2001-05) • The Birds are 13-8 overall in regular season play in Philadelphia, winning five of the seven series • The O's swept the defending World Series champs in Philly, three games to none, with two one-run wins and a five-run victory in the 2009 series • Brian Roberts' two-out, two-run, 9th inning HR off Ryan Madson gave the O's a 6-5 comeback win on June 20, 2009 on the way to the three-game sweep • Erik Bedard pitched 7.0 scoreless and combined with two relievers on a 7-0 shutout on May 21, 2005 • The 7-6, 16-inning win for the O's on July 2, 2004 lasted 6:15, the longest time of game in club history for the Birds • The teams also played a 17-inning game (5-41) on June 17, 2003 • Mike Mussina won his 100th career game in the series opening game of the 1997 series • Randy Myers recorded his 300th career save the next night and President Bill Clinton threw out the first pitch in the series finale • Baltimore defeated the Phils, 4-1, to win the 1983 World Series.



Baltimore ORIOLES



PITTSBURGH PIRATES

NATIONAL LEAGUE

115 Federal Street • Pittsburgh, PA 15212 • (412) 323-5000 • www.pirates.com
PNC Park (2001) • Seating Capacity: 38,362 • Dimensions (L-R): 325-399-320 • Manager: Clint Hurdle
Director of Baseball Communications: Jim Trdinich • Director of Media Relations: Dan Hart

2012 RESULTS

Baltimore won series, 3-0

Date	At	W/L	Score
6/12	BAL	W	8 - 6
6/13	BAL	W	7 - 1
6/14	BAL	W	12 - 6

2014 SCHEDULE

(eastern times)

Date	At	Time
4/29	BAL	7:05
4/30	BAL	7:05
5/20	PIT	7:05
5/21	PIT	7:05

SWEEPS

(most recent)

BAL sweep	@BAL
3 game:	6/12-14/2012
4 game:	Never

BAL sweep	@PIT
3 game:	Never
4 game:	Never

PIT sweep	@BAL
3 game:	Never
4 game:	Never

PIT sweep	@PIT
3 game:	Never
4 game:	Never

RECORD BY DECADE

(most recent)

Year	Home	Road	Total
2000s	2 - 1	1 - 2	3 - 3
2010s	3 - 0	1 - 2	4 - 2
Total	5 - 1	2 - 4	7 - 5

ALL-TIME SERIES RESULTS (HOME: 5-1; ROAD: 2-4; TOTAL: 7-5)

Year	Home	Road	Total
2005	0 - 0	1 - 2	1 - 2
2008	2 - 1	0 - 0	2 - 1
2011	0 - 0	1 - 2	1 - 2
2012	3 - 0	0 - 0	3 - 0

MISCELLANEOUS SERIES INFO:

Best Season Series Record: 2-1 (2008)
Worst Season Series Record: 1-2 (2011 & 2005)
Most Runs, Game (BAL): 9 (June 13, 2008)
Most Runs, Game (PIT): 9 (June 21, 2011)
Longest Winning Streak: 3 games (June 12-14, 2012)

Longest Losing Streak: 2 games (June 21-22, 2011)
Current Streak: Won 3
Largest Crowd (OPACY): 48,075 (August 31, 1997)
Largest Crowd (PNC Park): 37,438 (June 8, 2005)

2012 HIGHLIGHTS: The Birds swept the Pirates, outscoring them 27-13 in the series • Adam Jones paced the offense in the series opener, going 4-for-5 with two runs and RBI on June 12 in the 8-6 O's win • Jake Arrieta had one of his best performances of the season on June 13 (7.0IP, ER, BB, 9K) in the 7-1 win • The O's finished off the sweep in style, setting season-highs with 12 runs, 10 extra-base hits and eight doubles on June 14 • Matt Wieters and Mark Reynolds had four hits each and Wieters and Steve Pearce each had five RBI • Wieters and Steve Pearce (career-high) each had 5 RBI • The Birds batted .396/.430/.694 with 12 doubles and seven HR as a team in the series, averaging nine runs per game.

ALL-TIME HIGHLIGHTS: The teams have alternated home series wins • The Birds dropped two of three games in their first ever visit to PNC Park in 2005 • In the 2nd game of the series, the Orioles hit four home runs, including two by CA Sal Fasano • The Pirates defeated the Orioles in the World Series in 1971 and 1979, with both series going to 7 games • In 1971, the Orioles took the first two games at Memorial Stadium behind Dave McNally and Jim Palmer, winning 5-3 and 11-3 to take a 2-0 series lead • The Pirates then rallied to win all three games in Pittsburgh, as the Birds scored just four runs combined in the three games • The O's won Game 6 in Baltimore in 10 innings, 3-2, when a Brooks Robinson sac fly plated Frank Robinson • In Game Seven, Steve Blass outdueling Mike Cuellar, 2-1, to give Pittsburgh the World Championship • In 1979, the Birds again took Game One at Memorial Stadium, as they got a two-run HR from 3B Doug DeCinces and plated five in the 1st inning to beat the Pirates, 5-4 • The Pirates won Game Two, 3-2, despite three hits, including a double and a home run, from Eddie Murray • The O's then slugged their way to wins in Games 3 and 4 in Pittsburgh, 8-4 and 9-6 • The Birds then dropped three straight in Games 5-7, scoring just two runs in the three games combined.

OPPONENTS



NATIONAL LEAGUE

SAN DIEGO PADRES

100 Park Boulevard • San Diego, CA 92101 • (619) 795-5000 • www.padres.com
PETCO Park (2004) • Seating Capacity: 42,524 • Dimensions (L-R): 336-396-322 • Manager: Bud Black
Manager, Player & Media Relations: Josh Ishoo



2013 RESULTS

Series tied, 2-2

Date	At	W/L	Score
5/14	BAL	L	2 - 3
5/15	BAL	L	4 - 8
8/06	SD	W	4 - 1
8/07	SD	W	10 - 3

2014 SCHEDULE

(eastern times)

Date	At	Time
	N/A	

SWEEPS

(most recent)

BAL sweep	@BAL
3 game:	Never
4 game:	Never

BAL sweep	@SD
3 game:	Never
4 game:	Never

SD sweep	@BAL
3 game:	Never
4 game:	Never

SD sweep	@SD
3 game:	Never
4 game:	Never

RECORD BY DECADE

(most recent)

Year	Home	Road	Total
2000s	2 - 1	2 - 1	4 - 2
2010s	0 - 2	3 - 2	3 - 4
Total	2 - 3	5 - 3	7 - 6

ALL-TIME SERIES RESULTS (HOME: 2-3; ROAD: 5-3; TOTAL: 7-6)

Year	Home	Road	Total
2002	2 - 1	0 - 0	2 - 1
2007	0 - 0	2 - 1	2 - 1
2010	0 - 0	1 - 2	1 - 2
2013	0 - 2	2 - 0	2 - 2

MISCELLANEOUS SERIES INFO:

Best Season Series Record: 2-1 (2007, 2002)
Worst Season Series Record: 1-2 (2010)
Most Runs, Game (BAL): 10 (August 7, 2013)
Most Runs, Game (SD): 12 (June 19, 2007)
Longest Winning Streak: 2 (most recently August 6, 2013-current)

Longest Losing Streak: 3 (June 20, 2010-May 15, 2013)
Current Streak: Won 2
Largest Crowd (OPACY): 32,829 (June 11, 2002)
Largest Crowd (PETCO Park): 40,680 (June 21, 2007)

2013 HIGHLIGHTS: The teams split the 2013 season series, with the road team winning both two-game series • Despite 7.0 innings of one-run ball from Chris Tillman, the O's dropped the May 14 game, 3-2, as Jim Johnson allowed two runs with two out in the 9th • Led by Everth Cabrera's four hits, SD swept the two-game set on May 15, 8-4 • Adam Jones went 4-for-4 in his San Diego homecoming, propelling the O's to a 4-1 win on August 6 • Bud Norris (6IP, ER) got the win • Jones' three hits led the O's 10-run, 13-hit barrage in the season series finale on August 7 • Miguel Gonzalez (6IP, 3ER, 8K) got the win.

ALL-TIME HIGHLIGHTS: The Orioles took two of three games in their first-ever series in San Diego in 2007 • Dave Trembley took over for Sam Perlozzo as interim manager prior to the first game of that series on June 19 • The Orioles extended their losing streak to nine straight games with a 12-6 loss in the opener • Miguel Tejada was hit in the hand by a pitch the 8th inning of the 2nd game, an injury that would ultimately end his consecutive games played streak at 1,152 • The Orioles won two of three games against the Padres at Camden Yards in 2002 • The Birds took the series opener as Melvin Mora had five RBI • He had a bases loaded double in the 2nd inning and snapped a tie with a two-run homer in the 8th • The O's had six doubles the next night before Tony Batista led off the bottom of the 10th inning with a game-winning home run.



Baltimore ORIOLES



SAN FRANCISCO GIANTS

NATIONAL LEAGUE

24 Willie Mays Plaza • San Francisco, CA 94107 • (415) 972-2000 • www.sanfranciscogiants.com
AT&T Park (2000) • Seating Capacity: 41,915 • Dimensions (L-R): 339-399-309 • Manager: Bruce Bochy
Senior Director, Media Relations: Jim Moorehead • Director, Baseball Information: Matt Chisholm

2013 RESULTS

Baltimore won series, 2-1

Date	At	W/L	Score
8/09	SF	W	5 - 2 (10)
8/10	SF	L	2 - 3
8/11	SF	W	10 - 2

2014 SCHEDULE

(eastern times)

Date	At	Time
N/A		

SWEEPS

(most recent)

BAL sweep	@BAL
3 game:	Never
4 game:	Never

BAL sweep,	@SF
3 game:	Never
4 game:	Never

SF sweep,	@BAL
3 game:	Never
4 game:	Never

SF sweep,	@SF
3 game:	Never
4 game:	Never

RECORD BY DECADE

(most recent)

Year	Home	Road	Total
2000s	1 - 2	2 - 1	3 - 3
2010s	0 - 0	3 - 3	3 - 3
Total	1 - 2	5 - 4	6 - 6

ALL-TIME SERIES RESULTS (HOME: 1-2; ROAD: 5-4; TOTAL: 6-6)

Year	Home	Road	Total
2002	0 - 0	2 - 1	2 - 1
2004	1 - 2	0 - 0	1 - 2
2010	0 - 0	1 - 2	1 - 2
2013	0 - 0	2 - 1	2 - 1

MISCELLANEOUS SERIES INFO:

Best Season Series Record: 2-1 (2002 & 2013)
Worst Season Series Record: 1-2 (2004 & 2009)
Most Runs, Game (BAL): 10 (August 11, 2013)
Most Runs, Game (SF): 10 (June 14, 2010)
Longest Winning Streak: 2 games (June 22-23, 2002)

Longest Losing Streak: 2 games (June 13, 2004-June 14, 2010)
Current Streak: Won 1
Largest Crowd (OPACY): 48,869 (June 12, 2004 (G1))
Largest Crowd (AT&T Park): 41,980 (June 23, 2002)

2013 HIGHLIGHTS: The Orioles won the season series for the first time since the inaugural match-up in 2002, also 2-1 (SF won in 2004 and '10) • The Birds took the season opener in 10 innings, 5-2, thanks to a Chris Davis two-RBI double and Matt Wieters RBI single in the 10th • Chris Tillman did not receive a decision despite allowing one ER and striking out 9 in 8.0IP • SF took the middle game, 3-2, on August 10, with three runs in the 6th inning off Wei-Yin Chen • Down 2-0 after 5 in the rubber game, the O's scored one in the 6th, two in the 7th, four in the 8th and three in the 9th to win 10-2 • It was the O's highest scoring game vs. SF in series history.

ALL-TIME HIGHLIGHTS: The O's dropped two of three in the first-ever meeting between the two teams in Baltimore in 2004 • Rafael Palmeiro and Barry Bonds both homered in the first game of the series, the 3rd time in baseball history two players with 500 career homers went deep in the same game • The teams played a doubleheader on June 12 after a rainout the night before, with both games going into extra innings • Rafael Palmeiro passed Mickey Mantle on the all-time home runs list with two shots in Game 1, but the Giants won, 9-6, after Jorge Julio allowed four runs in the 11th inning • The Orioles took two of three in their first-ever meeting with the Giants, June 21-23, 2002, at AT&T Park • In the opener, David Bell broke a 3-3 tie with a solo home run off Rick Bauer in the 8th inning in the Giants' 4-3 victory • The next night, Travis Driskill became the 4th Orioles rookie to start the season 5-0 in a 4-2 Birds win • Jason Johnson pitched seven strong innings to earn his first win since April 20 in the finale.

OPPONENTS



NATIONAL LEAGUE

ST. LOUIS CARDINALS

700 Clark Street • St. Louis, MO 63102 • (314) 345-9600 • www.stlcardinals.com
Busch Stadium (2006) • Seating Capacity: 43,975 • Dimensions (L-R): 336-400-335 • Manager: Mike Matheny
Director, Communications: Brian Bartow • Manager, Communications: Melody Yount



2011 RESULTS

St. Louis won series, 3-0

Date	At	W/L	Score
6/28	BAL	L	2 - 6
6/29	BAL	L	1 - 5
6/30	BAL	L	6 - 9

2014 SCHEDULE

(eastern times)

Date	At	Time
8/08	BAL	7:05
8/09	BAL	4:05
8/10	BAL	1:35

SWEEPS

(most recent)

BAL sweep	@BAL
3 game:	Never
4 game:	Never

BAL sweep,	@STL
3 game:	Never
4 game:	Never

STL sweep,	@BAL
3 game:	6/28-30/2011
4 game:	Never

STL sweep,	@STL
3 game:	Never
4 game:	Never

RECORD BY DECADE

(most recent)

Year	Home	Road	Total
2000s	0 - 0	1 - 2	1 - 2
2010s	0 - 3	0 - 0	0 - 3
Total	0 - 3	1 - 2	1 - 5

ALL-TIME SERIES RESULTS (HOME: 0-3; ROAD: 1-2; TOTAL: 1-5)

Year	Home	Road	Total
2003	0 - 0	1 - 2	1 - 2
2011	0 - 3	0 - 0	0 - 3

MISCELLANEOUS SERIES INFO:

Best Season Series Record: 1-2 (2003)
Worst Season Series Record: 0-3 (2011)
Most Runs, Game (BAL): 10 (June 8, 2003)
Most Runs, Game (STL): 11 (June 8, 2003)
Longest Winning Streak: 1 game (June 7, 2003)

Longest Losing Streak: 4 games (June 8, 2003-current)
Current Streak: Lost 4
Largest Crowd (OPACY): 28,340 (June 30, 2011)
Largest Crowd (Old Busch Stadium): 43,369 (June 7, 2003)

2011 HIGHLIGHTS: The Orioles were swept by the 2011 World Series champs in St. Louis' first ever visit to Camden Yards in 2011 • The Red Birds outscored the O's 20-9, winning two four-run games and a three-run game • Chris Carpenter tossed a 132-pitch complete game on June 29, a 5-1 Cards win • Three STL HR, including two from Lance Berkman, powered them to a 9-6 sweep-clinching win on June 30 • Nick Markakis batted .462/.462/.615 in the three games against the Cards • Lance Berkman belted two HR for STL in the series and Nick Punto batted .500 (4-for-8) in two games played.

ALL-TIME HIGHLIGHTS: St. Louis has won both season series, winning two of three in 2003 and sweeping the O's at OPACY in 2011 • Chris Carpenter tossed a 132-pitch complete game on June 29, 2011, a 5-1 Cards win • Lance Berkman's two-HR game on June 30, 2011 closed out the sweep for the eventual World Champs • The Cards won the first ever regular season match-up between the teams, 8-6, on June 6, 2003 • Sidney Ponson tossed a complete game (7H, ER, 2BB, 8K) in the O's 8-1 win in the middle game of the 2003 series...Deivi Cruz hit two HR • The Red Birds won the rubber game of the 2003 series, 11-10, thanks to a 4-for-5 day from Scott Rolen and a two-HR game from Jim Edmonds • Albert Pujols batted .538/.571/.769 with three doubles and six RBI in the 2003 series.



Baltimore ORIOLES



WASHINGTON NATIONALS

NATIONAL LEAGUE

1500 South Capitol Street, SE • Washington, DC 20003 • (202) 640-7000 • www.nationals.com
 Nationals Park (2008) • Seating Capacity: 41,408 • Dimensions (L-R): 336-404-335 • Manager: Matt Williams
 Senior Director, Baseball Media Relations: John Dever • Director, Baseball Media Relations & New Media: Amanda Cornak

2013 RESULTS

Baltimore won series, 3-1

Date	At	W/L	Score
5/27	WAS	W	6 - 2
5/28	WAS	L	3 - 9
5/29	BAL	W	9 - 6
5/30	BAL	W	2 - 0

2014 SCHEDULE

(eastern times)

Date	At	Time
7/07	WAS	7:05
7/08	WAS	7:05
7/09	BAL	7:05
7/10	BAL	7:05

SWEEPS

(most recent)

BAL sweep @BAL
 3 game: 6/25-27/2010
 4 game: Never

BAL sweep, @WAS
 3 game: Never
 4 game: Never

WAS sweep, @BAL
 3 game: 6/12-14/2007
 4 game: Never

WAS sweep, @WAS
 3 game: 6/2-4/2000
 4 game: Never

RECORD BY DECADE

(most recent)

Year	Home	Road	Total
1990s	4 - 2	0 - 3	4 - 5
2000s	8 - 7	6 - 9	14 - 16
2010s	9 - 2	5 - 6	14 - 8
Total	21 - 11	11 - 18	32 - 29

ALL-TIME SERIES RESULTS (HOME: 21-11; ROAD: 11-18; TOTAL: 32-29)

Year	Home	Road	Total
1997	1 - 2	0 - 0	1 - 2
1998	0 - 0	0 - 3	0 - 3
1999	3 - 0	0 - 0	3 - 0
2000	0 - 0	0 - 3	0 - 3
2001	2 - 1	0 - 0	2 - 1
2006	2 - 1	1 - 2	3 - 3
2007	0 - 3	2 - 1	2 - 4
2008	2 - 1	1 - 2	3 - 3
2009	2 - 1	2 - 1	4 - 2
2010	3 - 0	1 - 2	4 - 2
2011	2 - 1	1 - 2	3 - 3
2012	2 - 1	2 - 1	4 - 2
2013	2 - 0	1 - 1	3 - 1

MISCELLANEOUS SERIES INFO:

Best Season Series Record: 3-0 (1999)
Worst Season Series Record: 0-3 (1998 & 2000)
Most Runs, Game (BAL): 11 (June 26, 2009)
Most Runs, Game (WAS): 17 (May 20, 2011)
Longest Winning Streak: 3 (most recently June 19, 2011-May 19, 2012)

Longest Losing Streak: 4 (twice, June 18, 1997-June 28, 1998 & May 20-June 14, 2007)
Current Streak: Won 2
Largest Crowd (OPACY): 48,331 (June 23, 2006)
Largest Crowd (Nationals Park): 42,331 (May 19, 2012)

2013 HIGHLIGHTS: The O's won the season series, 3-1, and have split or won each series vs. WAS since 2008 (21-13) • Behind Jason Hammel (8IP, 2ER, 8K), the O's took the series opener, 6-2 on May 27...Manny Machado's three hits led the 15-hit attack • Kevin Gausman made his second ML start on May 28 and took the loss (4.0IP, 7ER) in the Nats' 9-3 win...Adam LaRoche homered twice • The O's used a six-run 7th inning in their 9-6 win on May 29, blasting four HR (two by Chris Davis) • Freddy Garcia (8IP, 3H, 6K) and Jim Johnson (SV, IP, K) combined for a shutout in the O's 2-0 win in the season series finale on May 30.

ALL-TIME HIGHLIGHTS: Since moving from Montreal and replacing Philadelphia as their Interleague rival in 2006, the O's are 26-20 vs. Washington • The Birds were 6-9 vs. Montreal and are 28-27 vs. the NL franchise • The Orioles went 224-126 against Washington's American League franchises when the Senators played in DC from 1954-1971 • Nationals Park is the third venue in which the Orioles have played in Washington...They were 51-34 at Griffith Stadium and 61-35 at Robert F. Kennedy Stadium • Freddy Garcia (8IP, 3H, 6K) and Jim Johnson (SV, IP, K) combined for a shutout in the O's 2-0 win in the season series finale on May 30, 2013 • Boog Powell twice hit three home runs in a game at RFK Stadium, August 10, 1963 and June 27, 1964 • The Senators' Frank Howard shares the record for most home runs hit in a single season vs. the Orioles, with nine in 1968 • On September 12, 1962, Washington's Tom Cheney struck out a major league record 21 Orioles in a 16-inning performance at Memorial Stadium, winning 2-1.

MIKE WRIGHT
2013 JIM PALMER
MINOR LEAGUE
PITCHER OF THE YEAR



HENRY URRUTIA
2013 BROOKS ROBINSON
MINOR LEAGUE
PLAYER OF THE YEAR



Minor **LEAGUES**



BASEBALL OPERATIONS DEPARTMENT

Executive Vice President, Baseball Operations	Dan Duquette
Vice President, Baseball Operations	Brady Anderson
Special Assistant to the EVP of Baseball Operations	Lee Thomas
Director, Baseball Administration	Tripp Norton
Director, Major League Administration	Ned Rice
Manager, Baseball Operations	Bill Wilkes
Coordinator, Baseball Operations	Pat DiGregory
Coordinator, Baseball Analytics	Sarah Gelles

ORIOLES PLAYER DEVELOPMENT DEPARTMENT

Director of Minor League Operations	Kent Qualls
Director of Player Development	Brian Graham
Director of Pitching Development	Rick Peterson
Director of Dominican Republic Baseball Operations	Nelson Norman
Director of Dominican Republic Academy	Felipe Alou, Jr.
Coordinator, Minor League Hitting	Jeff Manto
Coordinator, Minor League Infield	Dave Anderson
Coordinator, Minor League Catching	Don Werner
Coordinator, Minor League Outfield and Baserunning	Scott Beerer
Special Assignment Instructor	Mike Bordick
Coordinator, Minor League Strength and Conditioning	Ryan Crotin
Coordinator of Minor League Administration	J. Maria Arellano
Dominican Republic Field Coordinator	Miguel Jabalera
Florida and Latin America Pitching Administrator	Dave Schmidt
Coordinator, Minor League Medical	Dave Walker
Coordinator, Latin American Medical	Manny Lopez
Coordinator, Strength and Conditioning, Sarasota	Ryan Driscoll
Coordinator, Pitching Rehab	Scott McGregor
Coordinator, Player Development	Cale Cox
Sarasota Operations Administrator	Len Johnston
Manager, Minor League Equipment	Jake Parker

ORIOLES SCOUTING DEPARTMENT

Director of Player Personnel	John Stockstill
Director of Amateur Scouting	Gary Rajsich
Executive Director, International Recruiting	Fred Ferreira
Assistant Director, Player Personnel	Mike Snyder
Video Scouting Coordinator	Michael Silverman
Advance Scouting Coordinator	Ben Werthan
Professional Scouting Coordinator	Matt Koizim
Scouting Administrator	Brad Ciolek

2013 MINOR LEAGUE SUMMARY

CLUB	LEAGUE	MANAGER	W - L	PCT	GB	PLACE
Norfolk	International	Ron Johnson	77-67	.535	10.0	2nd
Bowie	Eastern	Gary Kendall	71-71	.500	6.0	3rd
Frederick	Carolina	Orlando Gomez	61-78	.439	(OVERALL)	4th
	First Half		34-35	.493	8.0	3rd
	Second Half		27-43	.386	15.0	4th
Delmarva	South Atlantic	Luis Pujols	54-82	.397	(OVERALL)	7th
	First Half		30-37	.448	8.0	5th
	Second Half		24-45	.348	20.5	7th
Aberdeen	New York-Penn	Matt Merullo	40-32	.556	--	*1st
Gulf Coast	Gulf Coast	Orlando Gomez	30-30	.500	5.0	2nd
DSL-1	DSL	Elvis Morel	37-33	.529	9.5	3rd
DSL-2	DSL	Nelson Norman	33-38	.465	17.0	6th

* - Aberdeen won the McNamara Division for the first time in franchise history before losing to Tri-City in the NYPL semi-finals, two games to none.

2014 SCOUTING DEPARTMENT



Dave Engle
Major League Scout
San Diego, CA



Bruce Kison
Major League Scout
Bradenton, FL



Jim Howard
Major League Scout
Clifton Park, NY



Todd Frohwrth
Professional Scout
Waukesha, WI



Fred Uhlman Sr.
Professional Scout
Baltimore, MD



Calvin Maduro
International Scout
(Caribbean, South America and Europe)



Brett Ward
International Scout
(Australia, Japan, South Korea and Taiwan)



Enrique Constante
International Scout
(Dominican Republic)



Matt Haas
National Crosschecker
Cincinnati, OH



Danny Haas
National Supervisor
Fort Myers, FL



Dave Blume
West Coast Supervisor
Elk Grove, CA



Jim Richardson
Midwest Supervisor
Marlow, OK



Ernie Jacobs
Upper Midwest Supervisor
Wichita, KS



Dean Albany
Mid-Atlantic Exec. Scout
(MD, DE, PA, VA)
Baltimore, MD



Kelvin Colon
Area Scout
(SO, FL, Puerto Rico, US Virgin Islands)
Miami, FL



Adrian Dorsey
Area Scout
(OH, TN, KY, WV)
Nashville, TN



Thom Dreier
Area Scout
(South Texas)
Houston, TX



Kirk Fredriksson
Area Scout
(New England, NY, NJ)
Torrington, CT



John Gillette
Area Scout
(AZ, CO, NM, UT, WY)
Gilbert, AZ



Ken Guthrie
Area Scout
(North Texas)
Lantana, TX



David Jennings
Area Scout
(AL, MS, LA, Northwest FL)
Spanish Fort, AL



Arthur McConnehead
Area Scout
(GA, Northern FL)
Atlanta, GA



Rich Morales
Area Scout
(NC, SC, VA)
Blacksburg, VA



Mark Ralston
Area Scout
(Southern California)
Carlsbad, CA



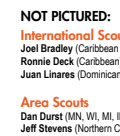
Jim Thrift
Area Scout
(West Florida)
Sarasota, FL



Brandon Verley
Area Scout
(WA, OR, ID, MT, Western Canada)
White Salmon, WA



Scott Walter
Area Scout
(Central California, HI)
Manhattan Beach, CA



NOT PICTURED:

International Scouts

Joel Bradley (Caribbean and South America) Plantation, FL
Ronnie Deck (Caribbean) FL Worth, TX
Juan Linares (Dominican Republic)

Area Scouts

Dan Durst (MN, WI, MI, IL, IN, ND, SD) Rockford, IL
Jeff Stevens (Northern California, NV) Pleasant Hill, CA

Special Assignment Scouts

Wayne Britton (Waynesboro, VA)
Dave Machamer (Stevensville, MI)
Ron Schueler (Phoenix, AZ)

RUSSO AWARD

Area Scout **DAVE JENNINGS** received the Jim Russo Scout of the Year Award in 2013, named in honor of the man who spent 33 years in various scouting capacities with the Orioles beginning with their move from St. Louis in 1954. Jennings has been an Orioles scout for 13 years, having started with the organization in 2002. His draft signings for the Orioles include four 1st round selections: **KEVIN GAUSMAN** in 2012, **MATT WIETERS** in 2007, **NICK MARKAKIS** in 2003, and **ADAM LOEWEN** in 2002).



ORIOLES DRAFT NOTES

The 2014 First Year Player Draft will be held June 5-7. The Orioles will not have a selection in the first round. The First Year Player Draft began in 1965. The first player chosen in that first draft to reach the major leagues with the Orioles was sixth round selection Bill Dillman, a RHP from Wake Forest University. The most dazzling 1-2 picks in Orioles history came out of the 1967 draft when the Birds selected Bobby Grich No. 1 and Don Baylor No. 2. The Orioles selected a record four players in the first round of the 1999 draft as compensation for free agents lost the previous year.

ORIOLES FIRST ROUND DRAFT SELECTIONS

Year	Name	Position	School
1965	Scott McDonald	RHP	Marquette HS (WA)
1966	Ted Parks	SS	Univ. of California
1967	Bobby Grich	SS	Wilson HS (CA)
1968	Junior Kennedy	SS	Arvin HS (CA)
1969	Don Hood	LHP	Southside HS (CA)
1970	James West	C	Vashon HS (MO)
1971	Randy Stein	RHP	Ganesha HS (CA)
1972	Ken Thomas	C	Clear Fork HS (OH)
1973	Mike Parrott	RHP	Camarillo HS (CA)
1974	Rich Dauer	SS-2B	Univ. Southern California
1975	Dave Ford	RHP-OF	Lincoln West HS (OH)
1976	Dallas Williams	OF	Abraham Lincoln HS (NY)
1977	Drungo Hazewood	C-OF	Sacramento HS (CA)
1978	Robert Bruce	3B	Deer Park HS (OH)
1979	Choice to Chicago (AL) as compensation for free agent Steve Stone		
1980	Jeff Williams	OF	Princeton HS (OH)
1981	Choice to Boston as compensation for free agent Jim Dwyer		
1982	Joe Kucharski	RHP	Univ. of South Carolina
1983	Wayne Wilson	RHP	Redondo Beach HS (CA)
1984	John Hoover	RHP	Fresno State Univ.
1985	Choice to California as compensation for free agent Fred Lynn		
1986	Choice to California as compensation for free agent Juan Beniquez		
1987	Chris Myers	LHP	Plant City HS (FL)
1988	Gregg Olson	RHP	Auburn Univ.
1989	Ben McDonald	RHP	Louisiana State Univ.
1990	Mike Mussina	RHP	Stanford Univ.
1991	Mark Smith	OF	Univ. of Southern California
1992	Jeffrey Hammonds	OF	Stanford Univ.
1993	Jay Powell	RHP	Mississippi State Univ.
1994	Choice to New York (NL) as compensation for free agent Sid Fernandez		
1995	Alvie Shepherd	RHP	Univ. of Nebraska
1996	Choice to Toronto as compensation for free agent Roberto Alomar		
1997	Jayson Werth	C	Glenwood IL (HS)
	Darnell McDonald	OF	Cherry Creek HS (CO)
1998	Rick Elder	OF	Sprayberry HS (GA)
1999	Michael Paradis	RHP	Clemson Univ.
	Richard Stahl	LHP	Newton HS (GA)
	Larry Bigbie	OF	Ball State Univ.
	Keith Reed	OF	Providence College
2000	Beau Hale	RHP	Univ. of Texas
2001	Chris Smith	LHP	Cumberland Univ.
	Mike Fontenot	2B	Louisiana State Univ.
2002	Adam Loewen	LHP	Fraser Valley Christian HS (CN)
2003	Nick Markakis	OF	Young Harris Junior College (GA)
2004	Wade Townsend	RHP	Rice Univ.
2005	Brandon Snyder	C	Westfield HS (VA)
2006	Billy Rowell	3B	Bishop Eustace Preparatory School (NJ)
2007	Matt Wieters	C	Georgia Tech
2008	Brian Matusz	LHP	Univ. of San Diego
2009	Matt Hobgood	RHP	Norco HS (CA)
2010	Manny Machado	SS	Miami Brito Private HS (FL)
2011	Dylan Bundy	RHP	Owasso HS (OK)
2012	Kevin Gausman	RHP	Louisiana State University (LA)
2013	Hunter Harvey	RHP	Bandys HS (NC)



PLAYER DEVELOPMENT FIELD STAFF

Rick PETERSON

DIRECTOR, PITCHING DEVELOPMENT



Born: October 30, 1954 New Brunswick, NJ

Resides: Belmar, NJ

NOTES: Peterson enters his third season in the Orioles organization...Won the Cal Ripken Sr. Player Development Award following the 2012 season...Spent the 2010 season as the pitching coach for the Milwaukee Brewers...Has also seen time as a major league pitching coach with the New York Mets (2004-08) and Oakland Athletics (1998-2003)...Has also served four seasons as a major league bullpen coach (1984-85 with Pittsburgh and 1994-95 with the Chicago White Sox)...Oversaw a five-year stretch in Oakland from 1999-2003 where the Athletics finished in the top three in ERA in the American League, including the 2002 and 2003 campaigns where they posted the lowest ERA in the AL...Had three pitchers in Oakland (Mark Mulder, Barry Zito and Tim Hudson) who all won 20 games, and Zito won the 2002 AL Cy Young Award under Peterson's tutelage...From 1990-95, co-directed a sports psychology program for the White Sox as it related to performance behavior.

PLAYING CAREER: The left-handed pitcher was selected by the Pirates in the 21st round of the 1976 June Draft and pitched for four seasons (1976-79)...Made appearances as a player/coach in 1980, 1982-83 and 1988.

PERSONAL: Has three sons, Sean, Derek and Dylan...Attended Gulf Coast Junior College before graduating from Jacksonville University, where he studied art, philosophy and psychology...His father, Harding "Pete" Peterson served as general manager of the Pittsburgh Pirates from 1976-85 and the New York Yankees in 1990...Is the co-founder of 3pSports.com, a company which offers biomechanical analysis and workout programs to pitchers, designed to improve performance and limit the chance of injury.

COACHING CAREER

1979-80	Pitching Coach, Salem Pirates, Carolina League, A (Pirates)
1980	Pitching Coach, Bradenton Pirates, Gulf Coast League, Rookie (Pirates)
1981-82	Pitching Coach, Buffalo Bisons, Eastern League, AA (Pirates)
1983	Pitching Coach, Lynn Pirates, Eastern League, AA (Pirates)
1986	Pitching Coach, Waterbury Indians, Eastern League, AA (Indians)
1987	Pitching Coach, Buffalo Bisons, American Association, AAA (Indians)
1988	Pitching Coach, Colorado Springs Sky Sox, Pacific Coast League, AAA (Indians)
1989-91	Pitching Coach, Birmingham Barons, Southern League, AA (White Sox)
1992	Pitching Coach, Vancouver Canadians, Pacific Coast League, AAA (White Sox)
1993-94	Pitching Coach, Nashville Sounds, American Association, AAA (White Sox)
1995	Pitching Coach, Trenton Thunder, Eastern League, AA (Red Sox)
1996-97	Minor League Pitching Coordinator, Toronto Blue Jays
1998	Minor League Roving Pitching Instructor, Oakland Athletics
1998-2003	Pitching Coach, Oakland Athletics
2004-08	Pitching Coach, New York Mets
2010	Pitching Coach, Milwaukee Brewers
2012-	Director, Pitching Development, Baltimore Orioles

Jeff MANTO

MINOR LEAGUE HITTING COORDINATOR



Born: August 23, 1964, Bristol, PA

Resides: Bristol, PA

NOTES: Is in his first year in the Orioles organization after serving the last two seasons as the major league hitting coach for the Chicago White Sox...Spent the four years (2008-11) prior to his job in Chicago as the Minor League Hitting Coordinator for the Sox...Spent the 2006-07 seasons as the major league Hitting Coach for the Pittsburgh Pirates after three years as their roving hitting instructor from 2003-05...Helped guide Freddy Sanchez to the 2006 NL batting title (.344) with Pittsburgh...Managed for one year (2002) in the Phillies' system, guiding Class-A Lakewood to a 69-70 mark.

PLAYING CAREER: Played nine seasons in the major leagues with Cleveland (1990-91, '97-99), Philadelphia (1993), Baltimore (1995), Boston (1996), Seattle (1996), Detroit (1998), the Yankees (1999) and Colorado (2000)...In 1995 with Baltimore, batted .256 (65-254) with 17 home runs and 38 RBI in 89 games...Homered in four consecutive at-bats with the Orioles from June 8-10, 1995...Appeared in 10 games with the Yomiuri Giants of the Japanese Central League in 1996...Hit .275 with 125 homers for seven different International League clubs from 1992-2000 and was the league's Most Valuable Player in 1994 (split season between Norfolk and Rochester)...Led Buffalo to the American Association championship in 1997 and the International League title in 1998...Is one of three players to have his number retired in Buffalo (also Ollie Carnegie and Luke Easter)...Was selected by California in the 14th round of the 1985 draft out of Temple University.

PERSONAL: Jeff and his wife, Denise, have three children, Gabrielle, Andrea and Jeffrey...Was inducted into the International League Hall of Fame in 2014...Manto was inducted into the Pennsylvania State Hall of Fame on November 10, 2012...Attended Temple University



after graduating from Bristol (Pa.) High School in 1982.

COACHING CAREER

2001	Field Coach, Lakewood Blue Claws, South Atlantic League, A (Phillies)
2003-05	Roving Hitting Instructor, Pittsburgh Pirates
2006-07	Hitting Coordinator, Pittsburgh Pirates
2008-11	Minor League Hitting Coordinator, Chicago White Sox
2012-13	Hitting Coach, Chicago White Sox
2014-	Minor League Hitting Coordinator, Baltimore Orioles

RECORD AS MANAGER

Year	Class	Club	League	W-L	Pct
2002	A	Lakewood	South Atlantic	69-70	.439
Totals				69-70	.439



Dave ANDERSON

MINOR LEAGUE INFIELD INSTRUCTOR

Born: August 1, 1960, Louisville, KY

Resides: Mission Viejo, CA

NOTES: Enters his first year as the Orioles' Minor League Infield Instructor...Spent the past five seasons on the Texas Rangers' major league coaching staff as first base coach (2013) and third base coach (2009-12)...Oversaw the Rangers' infield defense...Served as Texas' minor league field coordinator in 2008 after serving as Double-A Frisco's manager in 2007...Was the minor league infield coordinator for the Los Angeles Dodgers in 2006...Managed at every level of the minors in a seven-year span with Detroit (1994-2000) with stops in the International League (Toledo), Southern League (Jacksonville), Florida State League (Lakeland) and New York-Penn League (Jamestown)...Managed in the 1998 Southern League All-Star Game...After

beginning the 2000 season with Toledo, he resigned to become the head coach at his alma mater, the University of Memphis, where he went 104-116 over four seasons from 2001-04.

PLAYING CAREER: Played 10 seasons in the major leagues, including eight with the Dodgers (1983-89, 1992) and two with the Giants (1990-91)...Appeared in 873 major league games and hit .242 with 19 homers and 143 RBI...Won a World Championship with the Dodgers in 1988 and appeared in the postseason in 1983 and 1985...Although he was never officially announced as a pinch-hitter, Anderson was in the on-deck circle before swapping places with Kirk Gibson, who went on to hit a dramatic 2-run homer off Dennis Eckersley in the bottom of the 9th to end Game 1 in the 1988 World Series...Was selected by the Dodgers in the first round (22nd overall) of the 1981 amateur draft out of the University of Memphis, where he is a member of their Baseball Hall of Fame after hitting .396 (147-371) with 22 home runs and 107 RBI in his career...Was named a first-team All-American in 1981...Graduated from Gibbs High School in St. Petersburg, FL.

PERSONAL: Dave and his wife, Janet, have twin daughters Georgia and Olivia (3/25/11) and Dave has two adult children, daughter Christa (1/3/84) and son Ryan (12/14/86).

COACHING CAREER

2006	Minor League Infield Coordinator, Los Angeles Dodgers
2008	Minor League Field Coordinator, Texas Rangers
2009-12	Third Base Coach, Texas Rangers
2013	First Base Coach, Texas Rangers
2014-	Minor League Infield Instructor, Baltimore Orioles

RECORD AS MANAGER

Year	Class	Club	League	W-L	Pct
1994	A	Jamestown	New York-Penn	42-32	.568
1995	A	Lakeland	Florida State	64-69	.481
1996	A	Lakeland	Florida State	61-77	.442
1997	AA	Jacksonville	Southern	66-73	.475
1998	AA	Jacksonville	Southern	86-54	.614
1999	AA	Jacksonville	Southern	75-66	.532
2000	AAA	Toledo	International	28-38	.424
2007	AA	Frisco	Texas	85-55	.607
CAREER TOTALS	(8 years)			507-464	.522



Mike BORDICK

SPECIAL ASSIGNMENT INSTRUCTOR



Born: July 21, 1965, Marquette, MI

Resides: Ruxton, MD

NOTES: Is in his fifth season coaching in the Orioles organization and his third season as a special assignment instructor...Will also spend part of the 2014 season as a color analyst for MASN on Orioles broadcasts...Spent the 2010-11 seasons as the minor league coordinator of offensive fundamentals...Spent the 2009 season as a roving infield instructor for the Toronto Blue Jays.

PLAYING CAREER: Has the third-highest fielding percentage (.982) among shortstops with 1,500 games played in major league history, trailing only Omar Vizquel (.985) and Jimmy Rollins (.983)...Was a .260 career hitter in 14 major league seasons with Oakland, Baltimore and Toronto...Finished his career in 2003 with the Blue Jays and recorded 1,500 career hits...In 2002, he had the best defensive season for a shortstop in major league history as he set records for highest fielding percentage (.998), fewest errors (1), consecutive errorless games (110), fielding chances per game (4.9) and consecutive errorless chances (543)...Was signed by J.P. Riccardi (then a scout with Oakland) and Dick Bogard (former Oakland Scouting Director) as a non-drafted free agent after they saw him play in the Cape Cod League in 1986...Made Oakland's Opening Day roster in 1990...Recorded his first major league hit, a single off New York's Jeff Robinson, September 8, 1990 at Yankee Stadium...Was on Oakland's active roster for the 1990 World Series, but did not play...Led AL shortstops with a .989 fielding percentage and 797 total chances in 1999, a year in which he led the AL in batting average against left-handed pitching (.406)...Played in the 2000 World Series with the Mets after a July 28th trade from Baltimore that sent SS Melvin Mora, 3B Mike Kinkade, RHP Pat Gorman and RHP Lesli Brea to the Orioles.

PERSONAL: Played three years of baseball at the University of Maine, where he led the Bears to College World Series berths in 1984 and 1986...Played baseball and football at Hampden Academy HS in Hampden, ME...Mike and his wife, Monica, have six children: Chandler (20), Dylan (18), Casey (18), Dawson (14), Wyatt (10) and Colton (7).

COACHING CAREER

2009	Roving Infield Instructor, Toronto Blue Jays
2010-11	Coordinator of Offensive Fundamentals, Baltimore Orioles
2012-	Special Assignment Instructor, Baltimore Orioles

Dave SCHMIDT

FLORIDA AND LATIN AMERICA PITCHING ADMINISTRATOR



Born: April 22, 1957, Niles, MI

Resides: Sarasota, FL

NOTES: Is in his 17th season in the Orioles organization, and his second as the Florida and Latin America Pitching Administrator...In 2011 and 2012, he served as the Coordinator of Florida Operations after three seasons as minor league pitching coordinator, a role he also held from 2002-2004...Schmidt spent the 2005 season as pitching coach at Aberdeen...Shortly before the start of the IronBirds season in 2006, was named pitching coach at Ottawa when Larry McCall joined the Orioles' major league staff...Prior to joining Aberdeen, spent three years as minor league pitching coordinator and was Florida pitching coordinator in 2001...Began his pro coaching career in 1998 at Delmarva before serving the following two seasons as pitching coach at Bowie...Spent three years as an assistant coach and pitching coach at UCLA, his alma mater...Served as a volunteer assistant in '94 and as pitching coach his last two years there...Bruins pitchers lowered their ERA each of the three seasons he was with the team.

PLAYING CAREER: Compiled a 54-55 record and a 3.88 ERA in 12 major league seasons, '81-'92...Pitched for the Rangers, White Sox, Expos and Mariners in addition to the Orioles...Was with O's from '87-'89, going 28-23...Tied for the club lead in wins in '87 (10) and '88 (8)...Earned the save in a win over the Chicago White Sox on April 29, 1988 to end the Orioles' major league record 21-game losing streak to begin the season...Was the O's Opening Day starter in '89...Was Texas' 26th round pick in the 1979 draft.

PERSONAL: Is a 1975 graduate of Granada Hills (CA) HS...Compiled a 24-7 record in three years at UCLA, including 15 straight wins...Married to the former Deborah Ann Luther...They have four children, Brian Donald (11/17/84), Tanya Ann (3/19/87), Alexa Leigh (1/10/91) and Alana Lynne (2/1/94)...Enjoys golf.

COACHING CAREER

1998	Pitching Coach, Delmarva Shorebirds, South Atlantic League, A (Orioles)
1999-2000	Pitching Coach, Bowie Baysox, Eastern League, AA (Orioles)
2001	Florida Pitching Coordinator (Orioles)
2002-04	Minor League Pitching Coordinator (Orioles)
2005	Pitching Coach, Aberdeen IronBirds, New York-Penn League, A (Orioles)
2006	Pitching Coach, Ottawa Lynx, International League, AAA (Orioles)
2007	Pitching Coordinator, Florida Operations (Orioles)
2008-2010	Minor League Pitching Coordinator (Orioles)
2011-2012	Coordinator of Florida Operation
2013-	Florida and Latin America Pitching Administrator



Don WERNER

MINOR LEAGUE CATCHING INSTRUCTOR

Born: March 8, 1953, Appleton, WI

Resides: Arlington, TX

NOTES: Is in his 12th year in the Orioles organization and his eighth season as Minor League Roving Catching Instructor...Oversees the teaching and instruction of catchers at all levels of the organization...Joined the organization in 2003 and spent two years as field coach for Delmarva before managing Bowie the previous two seasons...Prior to coming to the Orioles, spent the previous seven years in the San Diego organization...Was manager of Rookie League Idaho Falls in 2002...Was manager at Single-A Fort Wayne in 2001 and prior to that, managed Idaho Falls the previous four years, winning Pioneer League championships in 1998 and 2000...Was Pioneer League Manager of the Year in 2000...Also served as Padres' minor league

catching instructor prior to the start of the short-season schedule in his first stint at Idaho Falls...Won the Padres' Jack Krol Award for outstanding minor league instruction in 1999...Served as minor league hitting instructor in his first year with San Diego in 1996...Spent five seasons in the Pittsburgh organization before going to the Padres, serving as the Pirates' minor league hitting instructor his final three years there...Managed his first two seasons in the Pirates' system with one-year stints at Single-A Augusta and Double-A Carolina...Also served as interim manager for three weeks in place of Doc Edwards at Triple-A Buffalo in 1993...In his first year as manager at Single-A Jamestown in 1989, won the New York-Penn League title...Began his coaching career as a player-coach for Oklahoma City, 1987-1988.

PLAYING CAREER: Spent parts of seven seasons in the majors, including five with Cincinnati...Filled in for the injured Johnny Bench on June 16, 1978 and caught Tom Seaver's no-hitter against St. Louis.

PERSONAL: He and his wife, Cynthia, have three children – Richard, Troy and Ryan...Graduated from Appleton East HS (WI).

COACHING CAREER

1987-88	Player/Coach, Oklahoma City 89ers, American Association, AAA (Rangers)
1993-95	Minor League Hitting Instructor (Pirates)
1996	Minor League Hitting Instructor (Padres)
1997-2002	Minor League Catching Instructor (Padres)
2003-04	Coach, Delmarva Shorebirds, South Atlantic League, A (Orioles)
2007-	Minor League Catching Instructor (Orioles)

RECORD AS MANAGER

Year	Class	Club	League	W-L	Pct	Pos
1989	A	Jamestown	NY-Penn	44-32	.579	1st
1991	A	Augusta	South Atlantic	68-74	.479	3rd/7th
1992	AA	Carolina	Southern	52-92	.361	5th/5th
1997	R	Idaho Falls	Pioneer	39-32	.549	3rd/1st
1998	R	Idaho Falls	Pioneer	47-29	.618	3rd/1st
1999	R	Idaho Falls	Pioneer	48-27	.640	1st/1st
2000	R	Idaho Falls	Pioneer	45-29	.608	1st/1st
2001	A	Fort Wayne	Midwest	54-83	.394	5th/6th
2002	R	Idaho Falls	Pioneer	32-44	.447	4th/3rd
2005	AA	Bowie	Eastern	74-68	.521	3rd
2006	AA	Bowie	Eastern	67-74	.475	4th
CAREER TOTALS				(11 years)	570-584	.494



Scott McGREGOR

PITCHING REHAB COORDINATOR

Born: January 18, 1954, Inglewood, CA

Resides: Towson, MD

NOTES: Is in his 13th season in the organization and third as Pitching Rehab Coordinator after a four-year stint with Aberdeen (was also with the IronBirds in 2002)...Spent two seasons as Bowie's pitching coach and three as the Frederick Keys' pitching coach...Made his coaching debut at Aberdeen in 2002...Also assisted in major league camp and extended spring training in Sarasota prior to the start of the IronBirds' short-season schedule in his first year.

PLAYING CAREER: Spent all 13 years of his major league career with the Orioles, going 138-108 with a 3.99 ERA...Is a member of the Orioles Hall of Fame and ranks among the club's all-time leaders in wins (6th, 138), innings (4th, 2141.1), shutouts (5th, 23), games (8th, 356) and strikeouts (8th, 904)...Won 20 games in 1980 and pitched a shutout in Game 5 of the 1983 World Series as the Orioles defeated the Philadelphia Phillies, four games to one.

PERSONAL: Married to the former Cara Bell (9/27/76)...They have three children – Eric (11/22/78), Katherine (10/28/80) and Michael (2/17/87)...Was a teammate of George Brett (whom he outlived his senior year) at El Segundo (CA) HS, where he was 51-5 with a 0.29 ERA in his high school career...Served as a minister in the Baltimore area following his playing career.

COACHING CAREER

2002	Pitching Coach, Aberdeen IronBirds, New York-Penn League, A (Orioles)
2003-05	Pitching Coach, Frederick Keys, Carolina League, A (Orioles)
2006-07	Pitching Coach, Bowie Baysox, Eastern League, AA (Orioles)
2008-11	Pitching Coach, Aberdeen IronBirds, New York-Penn League, A (Orioles)
2012-	Pitching Rehab Coordinator, Baltimore Orioles

Scott BEERER

OUTFIELD AND BASERUNNING INSTRUCTOR

Born: July 4, 1982, Anaheim, CA

Resides: Laguna Hills, CA

NOTES: Is in his first year as a professional coach and will oversee baserunning and outfield play as a roving instructor...Also assists Brady Anderson with the Orioles' off-season conditioning program.

PLAYING CAREER: Played eight seasons in the minors, including seven in the Rockies organization and one (2012) in the Orioles' system...Spent the first four years of his pro career as a pitcher in the Rockies organization (6-6, 4.79 in 89 games)...Became a position player in 2009 and spent four years as an outfielder...Finished his playing career in 2012 with Triple-A Norfolk...Was drafted by the Rockies in the second round of the 2003 First-Year Player Draft out of Texas A&M...Was also drafted in 2001 by the Rangers out of Orange Coast College, but did not sign.

COACHING CAREER

2014-	Minor League Roving Outfield and Baserunning Instructor, Baltimore Orioles
-------	--

DID YOU KNOW?

• Former Orioles pitcher Scott McGregor, now a coach in the Orioles minor league system, is one of 27 first-round draft picks ever to win 20 games in a season. A first-round pick of the Yankees in 1972 (12th overall pick), he won 20 games for the Orioles in 1980. In addition to McGregor, first-round picks who were 20-game winners at least once in their careers include Josh Beckett, Kevin Brown, Chris Carpenter, Roger Clemens, Joe Coleman, R.A. Dickey, Dwight Gooden, Gio Gonzalez, Bill Gullickson, Roy Halladay, Rick Helling, Ian Kennedy, Clayton Kershaw, Jack McDowell, Matt Morris, Mark Mulder, Mike Mussina, David Price, C.C. Sabathia, Max Scherzer, Rick Sutcliffe, Justin Verlander, Adam Wainwright, Jered Weaver, Bob Welch and Barry Zito.

• Former Orioles pitcher Milt Pappas is one of 12 pitchers in major league history to hit a solo home run and win a game 1-0. He did it April 18, 1962, homering in the fifth inning to beat the Yankees' Bill Stafford at Memorial Stadium in Baltimore.

• Orioles RHP Moe Drabowsky struck out 11 Dodgers in relief in Game 1 of the 1966 World Series, to become the only reliever to fan more than nine batters in a World Series game. Harvey Haddix has the Orioles' regular season record for strikeouts by a reliever, also with 11, on June 15, 1964 vs. Chicago.

• The 1998 Orioles were the only team in history to field a batting order that featured four players with 300 career home runs: Joe Carter (387 at the time), Cal Ripken (384), Harold Baines (348) and Rafael Palmeiro (314).

• Al Bumbry is one of 20 American League players to hit three triples in one game. He did it September 22, 1973 at Milwaukee.

• Mike Cuellar and Dave McNally won at least 20 games each for the Orioles from 1969 through 1971, the only teammates to do that three straight seasons since 1951.





Baltimore ORIOLES



Leonard JOHNSTON

ADMINISTRATOR OF SARASOTA OPERATIONS

Born: March 15, 1928, Pontiac, MI

Resides: Indianapolis, IN

NOTES: Entering his 38th season with the Orioles, he is one of the deans of the organization in terms of service, having been with the club since 1976 in a number of different capacities...In 2010, he received the Herb Armstrong Award which is given to a non-uniformed personnel member who has made significant contributions to the ballclub and the game of baseball...Was awarded the Cal Ripken Sr. Award in 2006...Joined the O's organization as a manager at Miami from 1976-77...Also served as a Midwest scout and field coordinator, 1979-83; as a cross-checker, camp coordinator and Mid-American scout, 1984-88; and as an interim manager with Hagerstown in the second half of 1984...Was a regional scouting supervisor in 1988

and has served as minor league camp coordinator for the last 19 seasons.

PLAYING CAREER: Signed to his first pro contract by the White Sox upon graduation from college...Was named American Baseball Congress Rookie of the Year in 1953 while with Colorado Springs (A), leading the league in hits (199), runs (133) and stolen bases (64)...Led Southern Association in stolen bases in 1954 (39), the American Association in 1955 (25) and the International League in 1956 (40), 1957 (26) and 1958 (37)...Spent his last 12 seasons in A, playing in Indianapolis his final six seasons...Finished with a .284 career mark with 325 stolen bases...Stole 20 or more bases in eight professional seasons...Began his managerial career in 1967 in the Washington Senators farm system (managed Burlington in the Carolina League in 1967-68 and coached at Buffalo in the International League in 1969)...He later managed and scouted for the Cleveland Indians organization for five years.

PERSONAL: Graduated in 1946 from Saginaw Arthur Hill (MI) HS and from Western Michigan University in 1952...He played baseball and football at both schools and was elected into each schools' Hall of Fame...Is featured in *Baseball America's* book *The Minor League Register*, an encyclopedia of minor league stars...Was inducted into the Saginaw County (MI) Sports Hall of Fame.

RECORD AS MANAGER

Year	Class	Club	League	W-L	Pct	Pos
1967	A	Burlington	Carolina	70-69	.504	3rd
1968	A	Burlington	Carolina	56-84	.400	6th
1970	A	Sumter	West Coast	61-68	.473	6th/2nd
1971	R	Sarasota	Gulf Coast	28-24	.538	3rd
1972	AA	Elmira	Eastern	46-91	.336	4th
1973	R	Sarasota	Gulf Coast	32-24	.571	2nd
1974	A	Peninsula	Carolina	58-76	.433	5th/5th
1976	A	Miami	Florida State	79-63	.556	1st
1977	A	Miami	Florida State	72-66	.522	2nd
1984	A	Hagerstown	Carolina	27-39	.409	4th
CAREER TOTALS		(10 years)		529-604	.457	



David WALKER, A.T.C., C.S.C.S

MINOR LEAGUE MEDICAL COORDINATOR

Born: April 10, 1967, Kansas City, MO

Resides: Lakewood Ranch, FL

NOTES: Entering his 21st season as an athletic trainer in the O's organization and his 12th year as minor league medical coordinator...Before assuming his current role, spent the previous two years as athletic trainer at Rochester...Was athletic trainer at Bowie in 2000 after spending the previous three seasons at Frederick...Started his pro training career at Bluefield in 1994 before moving to Single-A High Desert for two seasons ('95-'96)...Worked as the athletic trainer for Apopka (FL) HS prior to joining the Orioles...Is certified by the National Athletic Trainers' Association (NATA) and has been certified in Active Release Techniques...Is a member of Professional Baseball Athletic Trainers Society, the American College of Sports Medicine and

the National Strength and Conditioning Association...Was named the 1995 California League Trainer of the Year and the 1998 Carolina League Trainer of the Year.

PERSONAL: Married to the former Marci Miller (11/10/00)...The Walkers have a son, Dylan (6)...Received his BS in Physiology of Exercise and Rehabilitation from Missouri State University...Served in the HealthSouth Sports Medicine and Rehabilitation Center's Athletic Training Program upon graduation...Worked as an athletic trainer at Goucher College in Towson for two off-seasons, 1999-2000.

TRAINING CAREER

1994	Trainer, Bluefield Orioles, Appalachian League, R (Orioles)
1995-96	Trainer, High Desert Mavericks, California League, A (Orioles)
1997-99	Trainer, Frederick Keys, Carolina League, A (Orioles)
2000	Trainer, Bowie Baysox, Eastern League, AA (Orioles)
2001-02	Trainer, Rochester Red Wings, International League, AAA (Orioles)
2003-	Minor League Medical Coordinator (Orioles)

Minor LEAGUES



Ryan CROTIN

MINOR LEAGUE STRENGTH AND CONDITIONING COORDINATOR

Born: February 22, 1979, Oshawa, Ontario, Canada

Resides: Columbia, MD

NOTES: Ryan enters his second season in a full-time capacity after spending 2012 and first half of 2013 as a strength and conditioning consultant to the Orioles...Was added to the full-time staff in July 2013...Worked in the player development department with the St. Louis Cardinals in 2009 after spending the 2008 seasons as the strength and conditioning coach for the Single-A Batavia Muckdogs...From 2006-2009, served as an assistant baseball coach and strength and conditioning coach at the University at Buffalo.

PERSONAL: Ryan received his Interdisciplinary PhD in Sport Biomechanics and Exercise Physiology from the University at Buffalo in April of 2013...He is a member of the American College of Sport Medicine and American Society of Biomechanics.

STRENGTH AND CONDITIONING CAREER

2008	Strength and Conditioning Coach, Batavia Muckdogs, New York-Penn League, A (Phillies)
2012	Strength and Conditioning Consultant, Baltimore Orioles
2013-	Minor League Strength and Conditioning Coordinator, Baltimore Orioles

Ryan DRISCOLL

STRENGTH AND CONDITIONING COORDINATOR, SARASOTA

Born: September 29, 1983, Wilmington, DE

Resides: Sarasota, FL

NOTES: Ryan enters his sixth year in the Orioles organization and fifth working out of Sarasota as the strength and conditioning coordinator at the minor league facility in Sarasota...Ryan served as the strength and conditioning coach for Triple-A Norfolk in 2009 after serving as an intern in the Philadelphia Phillies organization in 2008, where he was the conditioning coach of the Triple-A Lehigh Valley IronPigs.

PERSONAL: Ryan graduated from St. Mark's HS in Wilmington, DE and received his B.S. in Athletic Training from Springfield College in 2007. In 2009 Ryan earned an M.S. in Exercise Science from California University of Pennsylvania.

STRENGTH AND CONDITIONING CAREER

2008	Conditioning Coach, Lehigh Valley IronPigs, International League, AAA (Phillies)
2009	Strength and Conditioning Coach, Norfolk Tides, International League, AAA (Orioles)
2010-13	Minor League Strength and Conditioning Coordinator, Baltimore Orioles
2014-	Strength and Conditioning Coordinator, Sarasota, Baltimore Orioles

Jake PARKER

MINOR LEAGUE EQUIPMENT MANAGER

Born: July 16, 1980, Tacoma, WA

Resides: Sarasota, FL

NOTES: Jake enters his fifth year as the Orioles minor league equipment manager and his 10th in the organization...Prior to joining the Orioles, he spent five seasons between the home and visiting clubhouses for the Mariners' Triple-A team in Tacoma, Washington.

PERSONAL: Graduated from Bellarmine Prep HS in Tacoma, WA and received his BA in Health and Physical Education from Pacific Lutheran University in 2005.

EQUIPMENT AND CLUBHOUSE CAREER

1999-2001	Assistant Clubhouse Manager, Tacoma Rainiers, Pacific Coast League, AAA (Mariners)
2002-03	Visiting Clubhouse Manager, Tacoma Rainiers, Pacific Coast League, AAA (Mariners)
2004-09	Clubhouse Manager, Aberdeen Ironbirds, New York Penn League, SS (Orioles)
2005-09	Clubhouse Manager, Minor League Complex, Sarasota, (Orioles)
2010-	Minor League Equipment Manager, Baltimore Orioles





Baltimore ORIOLES

Date	LIDES	Keys	Ironbirds
04/03	CHARLOTTE	HARRISBURG	@ Lynchburg
04/04	CHARLOTTE	HARRISBURG	@ Asheville
04/05	CHARLOTTE	HARRISBURG	@ Asheville
04/06	CHARLOTTE	HARRISBURG	@ Asheville
04/07	GWINNETT	RICHMOND	@ Hagerstown
04/08	GWINNETT	RICHMOND	@ Hagerstown
04/09	GWINNETT	RICHMOND	@ Hagerstown
04/10	GWINNETT	RICHMOND	@ Hagerstown
04/11	@ Charlotte	CAROLINA	GREENSBORO
04/12	@ Charlotte	CAROLINA	GREENSBORO
04/13	@ Charlotte	LYNCHBURG	GREENSBORO
04/14	@ Gwinnett	LYNCHBURG	GREENSBORO
04/15	@ Gwinnett	LYNCHBURG	HAGERSTOWN
04/16	@ Durham	@ Erie	HAGERSTOWN
04/17	@ Durham	@ Winston-Salem	HAGERSTOWN
04/18	DURHAM	@ Akron	GREENSBORO
04/19	DURHAM	@ Akron	GREENSBORO
04/20	DURHAM	@ Akron	GREENSBORO
04/21	DURHAM	OFF	OFF-DAY
04/22	@ Lehigh Valley	ERIE	SAVANNAH
04/23	@ Lehigh Valley	ERIE	SAVANNAH
04/24	@ Lehigh Valley	ERIE	MYRTLE BEACH
04/25	@ Lehigh Valley	@ Harrisburg	CHARLESTON
04/26	COLUMBUS	@ Harrisburg	CHARLESTON
04/27	COLUMBUS	@ Harrisburg	CHARLESTON
04/28	COLUMBUS	@ Richmond	OFF-DAY
04/29	COLUMBUS	@ Richmond	OFF-DAY
04/30	OFF-DAY	@ Richmond	@ Savannah
05/01	SCRANTON/W-B	@ Richmond	@ Savannah
05/02	SCRANTON/W-B	ERIE	@ Charleston
05/03	SCRANTON/W-B	ERIE	@ Charleston
05/04	SCRANTON/W-B	ERIE	@ Charleston
05/05	@ Louisville	@ Altoona	OFF-DAY
05/06	@ Louisville	@ Altoona	AUGUSTA
05/07	@ Louisville	@ Altoona	AUGUSTA
05/08	@ Louisville	NEW BRITAIN	AUGUSTA
05/09	@ Indianapolis	NEW BRITAIN	LAKEWOOD
05/10	@ Indianapolis	NEW BRITAIN	LAKEWOOD
05/11	@ Indianapolis	NEW BRITAIN	LAKEWOOD
05/12	@ Indianapolis	OFF	LAKEWOOD
05/13	LOUISVILLE	@ Richmond	LAKEWOOD
05/14	LOUISVILLE	@ Richmond	@ Knapolis
05/15	LOUISVILLE	@ Richmond	@ Knapolis
05/16	LOUISVILLE	@ Reading	@ Knapolis
05/17	CHARLOTTE	@ Reading	@ West Virginia
05/18	CHARLOTTE	@ Reading	@ West Virginia
05/19	OFF-DAY	ERIE	@ West Virginia
05/20	@ Charlotte	ERIE	@ West Virginia
05/21	@ Charlotte	ERIE	OFF-DAY
05/22	@ Gwinnett	ERIE	KANNAPOLIS
05/23	@ Gwinnett	@ Harrisburg	KANNAPOLIS
05/24	@ Gwinnett	@ Harrisburg	KANNAPOLIS
05/25	@ Gwinnett	@ Harrisburg	KANNAPOLIS
05/26	LEHIGH VALLEY	@ Harrisburg	HAGERSTOWN
05/27	LEHIGH VALLEY	AKRON	HAGERSTOWN
05/28	LEHIGH VALLEY	AKRON	HAGERSTOWN
05/29	LEHIGH VALLEY	AKRON	HAGERSTOWN
05/30	PAWTUCKET	RICHMOND	@ Lakewood
05/31	PAWTUCKET	RICHMOND	WILMINGTON
06/01	PAWTUCKET	RICHMOND	WILMINGTON
06/02	PAWTUCKET	OFF	@ Hagerstown
06/03	@ Scranton/W-B	@ New Hampshire	@ Hagerstown
06/04	@ Scranton/W-B	@ New Hampshire	@ Hagerstown
06/05	@ Scranton/W-B	@ New Hampshire	LAKEWOOD
06/06	@ Scranton/W-B	@ Portland	LAKEWOOD
06/07	@ Durham	@ Portland	LAKEWOOD
06/08	@ Durham	@ Portland	LAKEWOOD
06/09	DURHAM	OFF	HICKORY
06/10	DURHAM	NEW HAMPSHIRE	HICKORY
06/11	OFF-DAY	NEW HAMPSHIRE	HICKORY
06/12	@ Syracuse	NEW HAMPSHIRE	@ West Virginia
06/13	@ Syracuse	HARRISBURG	@ West Virginia
06/14	@ Syracuse	HARRISBURG	@ West Virginia
06/15	SYRACUSE	@ Trenton	@ Hudson Valley
06/16	SYRACUSE	@ Trenton	@ Hudson Valley
06/17	SYRACUSE	@ Trenton	@ Hudson Valley
06/18	SYRACUSE	OFF	@ Staten Island
06/19	SYRACUSE	OFF	@ Brooklyn



Minor LEAGUES

Date	LIDES	Keys	Ironbirds
06/20	INDIANAPOLIS	BINGHAMTON	BROOKLYN
06/21	INDIANAPOLIS	BINGHAMTON	BROOKLYN
06/22	INDIANAPOLIS	BINGHAMTON	BROOKLYN
06/23	INDIANAPOLIS	BINGHAMTON	BROOKLYN
06/24	@ Pawtucket	BINGHAMTON	STATEN ISLAND
06/25	@ Pawtucket	BINGHAMTON	STATEN ISLAND
06/26	@ Pawtucket	BINGHAMTON	STATEN ISLAND
06/27	@ Pawtucket	BINGHAMTON	STATEN ISLAND
06/28	@ Rochester	BINGHAMTON	STATEN ISLAND
06/29	@ Rochester	BINGHAMTON	STATEN ISLAND
06/30	@ Rochester	BINGHAMTON	STATEN ISLAND
07/01	@ Rochester	BINGHAMTON	STATEN ISLAND
07/02	CHARLOTTE	BINGHAMTON	STATEN ISLAND
07/03	CHARLOTTE	BINGHAMTON	STATEN ISLAND
07/04	@ Charlotte	BINGHAMTON	STATEN ISLAND
07/05	@ Charlotte	BINGHAMTON	STATEN ISLAND
07/06	@ Durham	BINGHAMTON	STATEN ISLAND
07/07	@ Durham	BINGHAMTON	STATEN ISLAND
07/08	DURHAM	BINGHAMTON	STATEN ISLAND
07/09	DURHAM	BINGHAMTON	STATEN ISLAND
07/10	GWINNETT	BINGHAMTON	STATEN ISLAND
07/11	GWINNETT	BINGHAMTON	STATEN ISLAND
07/12	GWINNETT	BINGHAMTON	STATEN ISLAND
07/13	All-Star Break	BINGHAMTON	STATEN ISLAND
07/14	All-Star Break	BINGHAMTON	STATEN ISLAND
07/15	All-Star Break	BINGHAMTON	STATEN ISLAND
07/16	All-Star Break	BINGHAMTON	STATEN ISLAND
07/17	ROCHESTER	BINGHAMTON	STATEN ISLAND
07/18	ROCHESTER	BINGHAMTON	STATEN ISLAND
07/19	ROCHESTER	BINGHAMTON	STATEN ISLAND
07/20	ROCHESTER	BINGHAMTON	STATEN ISLAND
07/21	TOLEDO	BINGHAMTON	STATEN ISLAND
07/22	TOLEDO	BINGHAMTON	STATEN ISLAND
07/23	TOLEDO	BINGHAMTON	STATEN ISLAND
07/24	TOLEDO	BINGHAMTON	STATEN ISLAND
07/25	@ Columbus	BINGHAMTON	STATEN ISLAND
07/26	@ Columbus	BINGHAMTON	STATEN ISLAND
07/27	@ Columbus	BINGHAMTON	STATEN ISLAND
07/28	@ Columbus	BINGHAMTON	STATEN ISLAND
07/29	@ Toledo	BINGHAMTON	STATEN ISLAND
07/30	@ Toledo	BINGHAMTON	STATEN ISLAND
07/31	@ Toledo	BINGHAMTON	STATEN ISLAND
08/01	@ Toledo	BINGHAMTON	STATEN ISLAND
08/02	BUFFALO	BINGHAMTON	STATEN ISLAND
08/03	BUFFALO	BINGHAMTON	STATEN ISLAND
08/04	BUFFALO	BINGHAMTON	STATEN ISLAND
08/05	BUFFALO	BINGHAMTON	STATEN ISLAND
08/06	OFF-DAY	BINGHAMTON	STATEN ISLAND
08/07	@ Gwinnett	BINGHAMTON	STATEN ISLAND
08/08	@ Gwinnett	BINGHAMTON	STATEN ISLAND
08/09	@ Gwinnett	BINGHAMTON	STATEN ISLAND
08/10	@ Gwinnett	BINGHAMTON	STATEN ISLAND
08/11	@ Buffalo	BINGHAMTON	STATEN ISLAND
08/12	@ Buffalo	BINGHAMTON	STATEN ISLAND
08/13	@ Buffalo	BINGHAMTON	STATEN ISLAND
08/14	@ Buffalo	BINGHAMTON	STATEN ISLAND
08/15	GWINNETT	BINGHAMTON	STATEN ISLAND
08/16	GWINNETT	BINGHAMTON	STATEN ISLAND
08/17	GWINNETT	BINGHAMTON	STATEN ISLAND
08/18	OFF-DAY	BINGHAMTON	STATEN ISLAND
08/19	@ Durham	BINGHAMTON	STATEN ISLAND
08/20	@ Durham	BINGHAMTON	STATEN ISLAND
08/21	@ Durham	BINGHAMTON	STATEN ISLAND
08/22	@ Charlotte	BINGHAMTON	STATEN ISLAND
08/23	@ Charlotte	BINGHAMTON	STATEN ISLAND
08/24	@ Charlotte	BINGHAMTON	STATEN ISLAND
08/25	@ Charlotte	BINGHAMTON	STATEN ISLAND
08/26	CHARLOTTE	BINGHAMTON	STATEN ISLAND
08/27	CHARLOTTE	BINGHAMTON	STATEN ISLAND
08/28	DURHAM	BINGHAMTON	STATEN ISLAND
08/29	DURHAM	BINGHAMTON	STATEN ISLAND
08/30	DURHAM	BINGHAMTON	STATEN ISLAND
08/31	@ Durham	BINGHAMTON	STATEN ISLAND
09/01	@ Durham	BINGHAMTON	STATEN ISLAND



Baltimore ORIOLES



NORFOLK TIDES

International League (AAA)
Harbor Park
150 Park Avenue
Norfolk, VA 23510
(757) 622-2222
www.norfolktides.com

OFFICIALS

Joe Gregory- General Manager
Ian Locke- Media Relations
Ron Johnson- Manager
Mike Griffin- Pitching Coach
Denny Walling- Hitting Coach
Jose Hernandez- Field Coach
Mark Shires- Athletic Trainer
Ryosuke Naito- Strength and Conditioning Coach

2013 SEASON SUMMARY

SUMMARY: The Tides finished the season 77-67, in second place in the South Division of the International League, 10.0 games behind 1st place Durham...Norfolk finished tied with Rochester for the IL Wild Card but the Red Wings advanced to the playoffs by virtue of their season series victory over the Tides...Norfolk finished fourth in the International league with a .258 batting average and seventh in the league with a 3.81 ERA...The Tides set a Harbor Park record by winning 10 consecutive home games from April 9 to May 3...Norfolk's 77-67 record was its best since becoming an Orioles affiliate in 2007.

PLAYER HIGHLIGHTS: RHP **Jairo Asencio** led the International League in saves (28), becoming the first player to lead the league in saves in three different years, also leading the International League in saves while playing with Gwinnett in 2009 (27 saves) and 2011 (26 saves)...Asencio was named to the IL's mid-season and post-season All-Star teams...His 28 saves were the second-most in a season in Tides franchise history, behind **Cory Doyne** in 2007 (29)... **2B Buck Britton** set a career-high with a 21-game hitting streak, June 4 to June 25, over which he batted .350 (28-for-80) with a home run and nine RBI...The 21-game stretch was the longest streak in the IL this season, and it tied for the 3rd-longest streak in Tides franchise history, three games shy of the franchise record of 24 games set by Gregg Jefferies in 1988... RHP **Manny Delcarmen** led the league in holds (17), as he posted a 2.83 ERA while leading the team in appearances (48)...Delcarmen allowed just two of 33 inherited runners to score as he held IL batters to a .229 average (44-192) ... **OF L.J. Hoes** hit .304 with three home runs and 40 RBI in 99 games for the Tides before he was traded to Houston...Hoes ranked third in on-base percentage (.406) and fourth in batting average (.304) in the IL... **1B Travis Ishikawa** was named the Topps Triple-A Player of the Month for May after hitting .413 (31-75) with seven home runs and 24 RBI...Ishikawa hit .316 (.56-117) with seven home runs and 31 RBI in 49 games with the Tides before being promoted to Baltimore in early June...RHP **Freddy Garcia** earned the International League Player of the Week award in April after going 2-0 with a 1.69 ERA (16.0IP, 3ER) in two starts over the week of April 22-28... **INF Yamaico Navarro** led the International League in home runs (7) and RBI (23) during the month of August...Navarro also made just one error in 27 games at shortstop during the month...He established a new career-high in home runs (12)... **OF Jason Pridie** led International League outfielders with a .996 fielding percentage, as he made one error in 267 total chances... Pridie also led the Tides in games (118), hits (129), home runs (15), doubles (24), RBI (57), total bases (208), runs (69) and at-bats (479)...He was named to the International League's mid-season All-Star team... RHP **Josh Stinson** led the Tides in games started (23) and Quality Starts (11)...He went 2-1 with a 1.65 ERA (27.1IP, 5ER) and a league-low .176 opponent's batting average (17-for-93) during the month of August... **OF Henry Urrutia** represented the Orioles in the MLB All-Star Futures Game, going 0-for-3 with a walk in the contest...He hit his first grand slam on August 26 at Gwinnett, and he registered a five-hit game on July 10 at Gwinnett...In 65 games with the Tides, **INF Danny Valencia** hit 14 home runs and registered 51 RBI...He homered seven times and drove in 17 runs over a nine-game span, May 8 to May 16, leading to a promotion to Baltimore on May 18... **LHP Tsuyoshi Wada** went 3-1 with a 2.03 ERA (48.2IP, 11ER) after the All-Star break...He struck out a season-high 10 batters over 6.2 shutout innings on July 31 at Pawtucket... **3B Zelous Wheeler** was named International League Player of the Week for the week of June 3-9, batting .375 (12-32) with four home runs and 11 RBI...Tides **Manager Ron Johnson** became the first Tides manager to lead the club to back-to-back winning seasons since Steve Swisher skipped the Tidewater Tides to winning records in both 1990 (79-67) and 1991 (77-65)...Johnson, who was in his 20th season as a minor league manager, finished the campaign ranked sixth among active minor league managers with 1,412 career victories...Tides Athletic Trainer **Mark Shires** was selected to represent the Tides and the International League in the Triple-A All-Star game.

Minor LEAGUES



2013 NORFOLK TIDES STATISTICS

BATTERS	AVG	G	AB	R	H	2B	3B	HR	RBI	BB	IBB	SO	SB	CS	OBP	SLG	OPS	SF	SAC	HBP	DP	E
Avery, Xavier	.237	81	295	36	70	12	2	2	23	31	0	73	17	5	.312	.312	.624	2	3	2	5	2
Betemit, Wilson	.083	4	12	1	1	1	0	0	0	1	0	5	0	0	.154	.167	.321	0	0	0	1	0
Britton, Buck	.255	62	220	19	56	10	0	5	27	17	1	32	1	1	.313	.368	.681	3	0	3	3	2
Canzler, Russ	.276	86	323	46	89	15	1	11	49	47	4	76	1	1	.369	.430	.799	2	0	2	13	4
Clevenger, Steve	.324	20	71	12	23	2	0	2	11	10	0	9	0	0	.402	.437	.839	1	0	0	3	0
Dickerson, Chris	.243	37	136	24	33	7	2	2	8	21	1	35	1	1	.350	.368	.718	1	0	2	5	1
Exposito, Luis	.224	64	205	23	46	13	0	4	23	17	0	50	0	0	.279	.346	.625	4	0	0	4	9
Flaherty, Ryan	.265	8	34	4	9	1	0	2	5	1	0	8	0	0	.286	.471	.756	0	0	0	0	1
Ford, Lew	.170	13	47	8	8	3	0	2	4	2	0	4	0	0	.196	.362	.558	2	0	0	0	0
Gil, Jose	.333	2	6	1	2	0	0	0	1	1	0	3	0	0	.429	.333	.762	0	0	0	0	0
Hoes, L.J.	.304	99	365	62	111	25	1	3	40	58	0	56	7	7	.406	.403	.808	1	1	5	13	5
Ishikawa, Travis	.316	49	177	29	56	16	0	7	31	29	3	43	1	0	.413	.525	.939	1	0	1	1	4
Jackson, Conor	.200	9	25	1	5	1	0	0	2	4	0	4	0	0	.333	.240	.573	0	0	1	0	0
Johnson, Dan	.154	5	13	2	2	0	0	0	1	3	0	3	0	0	.333	.154	.487	1	0	1	1	0
Johnson, Dan	.250	138	472	59	118	26	0	21	70	96	4	85	1	0	.378	.439	.816	5	0	4	9	11
Liddi, Alex	.222	49	185	20	41	11	3	4	22	11	0	58	4	1	.269	.378	.647	0	1	1	6	4
Martinez, Luis	.250	2	8	1	2	0	0	0	0	1	0	2	0	0	.333	.250	.583	0	0	0	0	0
Navarro, Yamaico	.267	107	390	59	104	21	1	12	53	53	0	73	9	2	.354	.418	.772	6	0	3	7	18
Paulino, Ronny	.174	8	23	2	4	1	0	1	2	4	0	7	0	0	.296	.348	.644	0	0	0	0	0
Pridie, Jason	.269	118	479	69	129	24	5	15	57	43	0	120	8	2	.333	.434	.767	3	2	4	5	1
Roberts, Brian	.231	4	13	2	3	1	0	0	1	2	0	3	0	0	.333	.308	.641	0	0	0	0	0
Robinson, Chris	.241	29	108	9	26	4	0	0	5	4	0	24	0	0	.268	.278	.546	0	1	0	3	1
Robinson, Trayvon	.220	52	177	28	39	5	0	5	15	22	1	60	9	2	.307	.333	.640	0	2	0	2	1
Romero, Niuman	.167	15	48	7	8	0	1	2	3	10	0	13	1	2	.310	.333	.644	0	0	0	2	0
Schoop, Jonathan	.256	70	270	30	69	11	0	9	34	13	1	55	1	2	.301	.396	.697	1	0	5	7	9
Snyder, Chris	.243	52	181	16	44	8	0	6	24	17	0	47	0	0	.305	.387	.692	2	0	0	6	2
Teagarden, Taylor	.077	3	13	0	1	0	0	0	0	0	0	2	0	0	.077	.154	.000	0	0	0	1	0
Thames, Eric	.252	36	135	17	34	5	0	3	13	11	0	33	3	1	.315	.356	.671	1	0	2	2	0
Urrutia, Henry	.316	29	114	16	36	5	1	2	13	8	0	15	0	0	.358	.430	.788	1	0	0	2	2
Valencia, Danny	.286	65	262	40	75	20	1	14	51	17	2	48	1	1	.326	.531	.857	3	0	0	8	6
Ward, Brian	.000	1	0	0	0	0	0	0	0	0	0	0	0	0	.000	.000	.000	0	0	0	0	0
Waring, Brandon	.222	10	36	3	8	2	0	2	8	5	0	19	0	0	.333	.444	.778	0	0	1	1	0
Wheeler, Zelous	.268	89	321	38	86	17	1	10	45	30	1	55	2	1	.340	.421	.760	2	0	6	18	12
Wood, Brandon	.215	48	181	13	39	9	1	2	23	10	0	37	0	0	.250	.309	.559	5	0	0	7	8
Team Total	.258	144	4873	638	1259	250	20	127	594	503	14	1072	66	29	.330	.396	.726	42	10	39	126	113

MINOR LEAGUE PLAYERS OF THE YEAR

The Orioles winners of their player development and scouting awards for 2013 were OF **HENRY URRUTIA** as the club's top minor league player and RHP **MIKE WRIGHT** as the club's top minor league pitcher.

Urrutia, the Brooks Robinson Minor League Player of the Year, hit a combined .347/.406/.506 with 31 extra-base hits, 50 RBI and 49 runs scored in 81 total games with Double-A Bowie (.365/.433/.550 in 52 games) and Triple-A Norfolk (.316/.358/.430 in 29 games). Urrutia was selected to the MLB Sirius XM All-Star Futures Game in New York, going 0-for-3 for the World Team. He was also named an Eastern League All-Star. Urrutia made his major league debut on July 20 at Texas, collecting his first major league hit that night on a third inning RBI single. He collected a career-high three hits on July 22 at Kansas City, and has batted .283 (15-53) in 22 games for the Orioles this season. Urrutia was signed by the Orioles as a non-drafted free agent on July 11, 2012 and is the 12th Cuban-born player in club history.

Wright, the Jim Palmer Minor League Pitcher of the Year, went 11-3 with a 3.26 ERA in 143.2 innings pitched for Double-A Bowie this season. He made one start for Triple-A Norfolk to end the year, tossing 6.2 scoreless innings. Wright earned the win in this year's Eastern League All-Star Game as the game's starter, tossing a scoreless first inning (one strikeout) in the Western Division's 5-0 win. He finished the season among the Eastern League leaders in ERA (T-1st - 3.26), wins (T-2nd - 11) and K/9 ratio (5th - 8.52). Wright was among the organizational season leaders in wins (T-1st - 11), strikeouts (2nd - 138) and ERA (3rd - 3.11). The 23-year old right-hander was selected by the Orioles in the 3rd round of the 2011 First Year Player Draft out of East Carolina University.



Baltimore ORIOLES

PITCHERS	W	L	ERA	G	GS	CG	SHO	SV	SVO	IP	H	R	ER	HR	HB	BB	IBB	SO	BK	WP
Alderson, Tim	1	2	6.27	15	1	0	0	0	0	33.0	39	23	23	4	0	10	1	26	0	4
Alderson, Tim	4	3	4.32	37	1	0	0	0	0	75.0	79	39	36	9	0	20	2	64	0	6
Arrieta, Jake	5	3	4.41	9	8	1	1	0	0	49.0	45	26	24	4	1	14	0	38	0	4
Asencio, Jairo	5	0	2.66	47	0	0	0	28	35	50.2	35	17	15	5	1	14	4	56	0	2
Belfiore, Mike	2	1	3.18	37	0	0	0	1	2	76.1	81	27	27	8	1	29	0	82	0	5
Britton, Zach	6	5	4.27	19	19	0	0	0	0	103.1	112	59	49	5	5	46	0	75	0	9
Burnett, Alex	1	0	1.86	7	0	0	0	0	1	9.2	10	2	2	0	1	1	0	8	0	0
Burnett, Alex	1	0	1.50	9	0	0	0	0	1	12.0	11	2	2	0	1	2	0	8	0	0
Clark, Zach	1	2	4.56	5	5	0	0	0	0	25.2	30	19	13	1	1	7	0	20	0	0
Delaney, Rob	0	1	10.13	3	0	0	0	0	1	5.1	9	6	6	1	0	2	0	2	0	0
Delcarmen, Manny	3	3	2.83	48	0	0	0	0	1	54.0	44	18	17	3	0	22	1	46	0	2
Gamboa, Eddie	2	5	6.23	9	9	1	0	0	0	43.1	41	35	30	2	8	28	0	35	0	6
Garcia, Freddy	8	3	2.84	13	13	0	0	0	0	82.1	73	28	26	10	0	15	0	61	0	5
Gausman, Kevin	1	2	4.04	8	7	0	0	0	0	35.2	36	16	16	1	1	9	0	33	0	2
Hendrickson, Mark	5	3	3.06	40	0	0	0	2	2	67.2	55	27	23	8	2	17	3	37	0	3
Johnson, Steve	2	3	4.11	10	8	0	0	0	0	46.0	40	22	21	4	0	17	0	52	0	5
Jones, Chris	4	4	2.67	31	2	0	0	1	1	70.2	72	28	21	3	1	34	2	47	0	8
Jurjens, Jair	6	6	4.18	16	16	1	0	0	0	94.2	102	48	44	5	3	24	0	52	0	2
Loomis, Andy	2	3	3.33	14	0	0	0	0	0	27.0	23	11	10	1	1	10	0	22	0	0
McCutchen, Daniel	2	2	4.74	19	5	0	0	0	0	38.0	41	22	20	5	2	13	0	34	0	3
Navarro, Yamaico	0	0	0.00	1	0	0	0	0	0	0.1	0	0	0	0	0	0	0	0	0	0
Petersime, Zach	0	1	22.50	1	1	0	0	0	0	4.0	11	10	10	1	1	2	0	4	0	0
Pettitt, Jake	3	2	4.56	5	4	0	0	0	0	23.2	24	14	12	2	1	6	0	16	0	1
Pridie, Jason	0	0	0.00	1	0	0	0	0	0	0.1	0	0	0	0	0	0	0	0	0	0
Proctor, Scott	0	0	8.59	6	0	0	0	1	1	7.1	10	13	7	1	2	10	0	6	0	3
Rauch, Jon	1	0	2.89	10	0	0	0	0	0	9.1	9	3	3	2	0	4	1	10	0	2
Robinson, Chris	0	1	27.00	1	0	0	0	0	0	0.1	1	1	1	1	0	0	0	0	0	0
Russell, Adam	3	3	2.37	42	3	0	0	5	7	60.2	52	19	16	2	5	33	1	59	0	3
Schlereth, Daniel	2	0	0.82	12	0	0	0	0	0	11.0	6	2	1	0	2	8	0	7	1	0
Stinson, Josh	7	6	3.78	23	23	0	0	0	0	131.0	126	60	55	11	4	54	0	87	0	5
Wada, Tsuyoshi	5	6	4.03	19	19	0	0	0	0	102.2	112	50	46	9	4	35	0	80	0	1
Wheeler, Zelous	0	0	0.00	1	0	0	0	0	0	1.0	0	0	0	0	0	0	0	2	0	0
Wright, Mike	0	0	0.00	1	1	0	0	0	0	6.2	6	0	0	0	0	0	0	2	0	0
Team Total	77	67	3.81	144	144	3	8	38	51	1270.2	1245	606	538	99	47	464	13	999	1	75

Minor LEAGUES



Ron JOHNSON MANAGER



Born: March 23, 1956 in Long Beach, CA

Resides: Orlando, FL

NOTES: Is in his third season in the Orioles organization as the manager of the Tides...Had spent the previous 12 seasons in the Red Sox organization including the 2010-2011 seasons as the first base coach for Boston...Became the first Tides manager to lead the club to back-to-back winning seasons since Steve Swisher skipped the Tidewater Tides to winning records in both 1990 (79-67) and 1991 (77-65)...Finished the 2013 campaign ranked sixth among active minor league managers with 1,412 career victories...The 2014 season will be his 21st season as a minor league manager (1992-2009, 2012-current)...Enters 2014 with a 1,412-1,399 career record as a minor league manager...Was named the Red Sox organization's Unsung Hero by the Boston chapter of the BBWAA...Has managed four minor league clubs into the postseason: Pawtucket (2008), Omaha (1999), Wichita (1995) and Baseball City (1992)...Was the 1995 Texas League Manager of the Year...Managed Boston's Triple-A Pawtucket affiliate from 2005-09 and their Double-A affiliates in Trenton (2002) and Portland (2003-04)...Managed Single-A Sarasota for two years (2000-01)...Began his coaching career in the Royals organization, serving 14 seasons from 1986-99...Was a coach at Single-A Fort Myers in 1986-87 and Baseball City from 1988-91...Was a manager for eight seasons in the Royals system at Baseball City (1992), Single-A Wilmington (1993), Double-A Memphis (1994), Double-A Wichita (1995-97) and Triple-A Omaha (1998-99)...Compiled a 586-521 record managing in the Royals system

PLAYING CAREER: Was selected in the 24th round by Kansas City in the 1978 June Draft...Made his major league debut for the Royals on September 12, 1982 against Minnesota...Collected his first major league hit September 25, 1982 at Oakland with a double off Tom Underwood...Appeared in 22 major league games (16 at first base, two at catcher and one in right field) over three seasons with the Royals (1982-83) and Expos (1984)...Was a 1979 Florida State League All-Star as he was third in the league with a .307 average.

PERSONAL: Ron, and his wife, Daphne, have five children – Savannah, Christopher, Christian, Cheyanne and Bridget... Christopher was selected in the fourth round of the 2006 First-Year Player Draft out of Stetson and has seen action in the big leagues with Houston (2009-2012), Arizona (2012) and took over at third base for the retired Chipper Jones in Atlanta in 2013, batting .321 with 12 homers and 68 RBI in 142 games in 2013...Was a first-team All-American in 1978 as a first baseman at Fresno State University...Turned down football scholarships to UCLA and Fresno State...Attended Garden Grove (CA) High School, where he played baseball and football.

COACHING CAREER

1986-87 Coach, Fort Myers (Co-Op), Florida State League, A (Royals)
1988-91 Coach, Baseball City Royals, Florida State League, A (Royals)
2010-11 First base coach, Boston Red Sox

MANAGERIAL CAREER

Year	Class	Club	League	W-L	Pct
1992	A	Baseball City	Florida State	71-60	.542
1993	A	Wilmington	Carolina	74-65	.532
1994	AA	Memphis	Southern	75-62	.547
1995	AA	Wichita	Texas	72-64	.529
1996	AA	Wichita	Texas	70-70	.500
1997	AA	Wichita	Texas	64-76	.457
1998	AAA	Omaha	Pacific Coast	79-64	.552
1999	AAA	Omaha	Pacific Coast	81-60	.574
2000	A	Sarasota	Florida State	60-79	.432
2001	A	Sarasota	Florida State	54-83	.394
2002	AA	Trenton	Eastern	63-77	.450
2003	AA	Portland	Eastern	72-70	.507
2004	AA	Portland	Eastern	69-73	.486
2005	AAA	Pawtucket	International	75-69	.521
2006	AAA	Pawtucket	International	69-75	.479
2007	AAA	Pawtucket	International	67-75	.472
2008	AAA	Pawtucket	International	85-58	.594
2009	AAA	Pawtucket	International	61-82	.427
2012	AAA	Norfolk	International	74-70	.514
2013	AAA	Norfolk	International	77-67	.535
CAREER TOTALS (20 years)				1,412-1,399	.502



Baltimore ORIOLES



Mike GRIFFIN

PITCHING COACH

Born: June 26, 1957, Colusa, California

Resides: Hawthorne, NJ

NOTES: Mike enters his sixth season as Norfolk's Pitching Coach...Spent the 2008 season as the pitching coach at Double-A Bowie...Was the recipient of the Cal Ripken Sr. Player Development Award in 2010 and 2011...Prior to joining the Orioles in 2008, Griffin spent nine years as a coach in the Boston Red Sox organization...Spent 2003-2007 as the pitching coach for Triple-A Pawtucket...Was the pitching coach for the International League in the 2004 All-Star Game and the PawSox won the North Division Championship in 2003...Prior to that, Mike was the Double-A Trenton pitching coach from 1999-2002...In his first year with Trenton, Griffin oversaw the Eastern League North Division champions pitching staff, who led the EL with 17

shutouts...Was named the American League pitching coach in the Double-A All-Star Game in 1999...Previous to Trenton, Griffin served as pitching coach in the Reds system from 1990-95 and served as the Reds' minor league pitching coordinator from 1996-98...As pitching coach, 4 of his teams won their league championship: Charleston (A) 1990, Chattanooga (AA) 1992 and Indianapolis (AAA) 1994 and 1995. **PLAYING CAREER:** Pitched 14 years of pro ball, including major league stops with the Yankees (1979-'81), Cubs (1981), Padres (1982), Orioles (1987) and Reds (1989)...Appeared in 23 games for the Orioles in 1987 and went 3-5 with one save and a 4.36 ERA as a starter and reliever.

PERSONAL: Graduated from Woodland (CA) High School and was drafted by Texas in the 3rd round of the 1976 amateur draft...In 1977, went 17-9 with 19 complete games and 201 strikeouts in 209 innings for Asheville (A) to earn Western Carolina League's Pitcher of the Year honors...Three years later he won the James P. Dawson Award as the Yankees top rookie in spring training...Mike and wife, Denise, live in Hawthorne, NJ and have a daughter, Kimberly (26), and son, Brad (16).

COACHING CAREER

1990	Pitching Coach, Charleston Wheelers, South Atlantic League, A (Reds)
1991-92	Pitching Coach, Chattanooga Lookouts, Southern League, AA (Reds)
1993-95	Pitching Coach, Indianapolis Indians, American Association, AAA (Reds)
1996-98	Minor League Pitching Coordinator, Cincinnati Reds
1999-2002	Pitching Coach, Trenton Thunder, Eastern League, AA (Red Sox)
2003-07	Pitching Coach, Pawtucket Red Sox, International League, AAA (Red Sox)
2008	Pitching Coach, Bowie Baysox, Eastern League, AA (Orioles)
2009-	Pitching Coach, Norfolk Tides, International League, AAA (Orioles)



Denny WALLING

HITTING COACH

Born: April 17, 1954, Neptune, NJ

Resides: Waynesboro, VA

NOTES: Returns for a third year as the Tides' Hitting Coach after spending seven seasons as minor league roving hitting instructor from 2005-11...Prior to returning to the Orioles, served as batting coach for the New York Mets, 2003-2004...Is in his third stint in the Orioles' organization...Was the club's minor league roving instructor, 1999-2001, and switched to minor league hitting instructor in 2002...Also served as the minor league hitting instructor for the Orioles in 1995 before going to the Oakland Athletics as their batting coach, 1996-1998...Began coaching in 1994 for the Gulf Coast League Cubs following an 18-year playing career.

PLAYING CAREER: Was selected as an outfielder by the Oakland A's in the first round of the secondary phase of the 1975 draft out of Clemson University...Went straight from college to the major leagues, where he went 1-for-8 in 6 games in 1975...Was traded to Houston in 1977 and spent the next 11 1/2 seasons with the Astros, batting .280 or better in six of those seasons...Delivered the game-winning hit in the 11th inning of Game 2 of the 1981 Divisional Series vs. Los Angeles...Best season came in 1986, when he batted .312 with 13 home runs and 58 RBI...Traded to St. Louis for Bob Forsch and played 2 1/2 seasons with the Cardinals...Had 11 pinch-hits each in '89 and '90...Spent the '91 season with the Rangers before finishing his career with the Astros in '92.

PERSONAL: Graduated from Howell (NJ) High School, where he earned three letters each in basketball and football and four in baseball...Was selected as first team JC All-American at Brookdale Community College (NJ) in 1974 and was named ACC Player of the Year in 1975 while at Clemson...He and his wife, Teresa, have four children: Heather (1/20/79), Kyle (11/24/80), Kurt (9/27/83) and Kara (3/16/86).

COACHING CAREER

1994	Coach, Gulf Coast League, R (Cubs)
1995	Minor League Hitting Instructor (Orioles)
1996-98	Hitting Coach, Oakland Athletics
1999-2001	Minor League Roving Instructor (Orioles)
2002	Minor League Hitting Instructor (Orioles)
2003-04	Hitting Coach, New York Mets
2005-11	Minor League Hitting Instructor (Orioles)
2012-	Hitting Coach, Norfolk Tides, International League, AAA (Orioles)

Minor LEAGUES



Jose HERNANDEZ

FIELD COACH

Born: July 14, 1969, Rio Piedras, PR

Resides: Dorado, PR

NOTES: Is in his fifth year in the organization and second with Norfolk...Spent one year each with Gulf Coast, Delmarva and Frederick.

PLAYING CAREER: Played in 1,587 major league games over a 15-year career from 1991-2006...Saw big league time with the Cubs, Brewers, Pirates, Indians, Rockies, Phillies, Braves, Dodgers and Rangers...Played every position in the big leagues except pitcher and catcher...Was a 2002 National League All-Star with Milwaukee as he batted .288 with 24 homers and 73 RBI in 152 games for the Brewers...Played in five Postseason series in his career (1998 NLDS with Cubs, 1999 NLDS, NLCS and World Series with Braves and 2004 NLDS with the Dodgers)...Went 1-for-5 with a double in the 1999 World Series, which the Braves lost to the Yankees...His 168 career home runs are the 17th-most in baseball history by a Puerto Rican born player.

PERSONAL: Was signed by the Texas Rangers as an amateur free agent in 1987...Attended Maestro Ladi high school in Vega Alta, PR...Father in law is Orioles Gulf Coast League manager Orlando Gomez.

COACHING CAREER

2010	Field Coach, Gulf Coast League Orioles, Gulf Coast League, A (Orioles)
2011	Field Coach, Delmarva Shorebirds, South Atlantic League, A (Orioles)
2012	Field Coach, Frederick Keys, Carolina League, A (Orioles)
2013-	Field Coach, Norfolk Tides, International League, AAA (Orioles)

Mark SHIRES, A.T.C.

ATHLETIC TRAINER

Born: October 8, 1976, New Orleans, LA

Resides: Columbia, SC

NOTES: Begins his 15th year as an athletic trainer in the Orioles' system and his eighth year at Norfolk...Selected to represent the Tides and the International League in the 2013 Triple-A All-Star game...Was named the 2011 and 2009 International League Athletic Trainer of the Year...Has progressed up the organizational ladder, spending three years at Bowie ('04-'06) and three years at Frederick ('01-'03) after joining Delmarva in 2000...Interned for Gulf Coast and Instructional League in 1999...Also worked as an intern under former trainer Mitch Bibb at Bowie, 1996-1997...Is a member of the National Athletic Trainers Association and the Professional Baseball Athletic Trainers Society...Was named Carolina League Athletic Trainer of the Year in 2001 and 2003...Worked for Peoria of the Arizona Fall League in 2004.

PERSONAL: Graduated from Archbishop Spalding HS in Severn, MD...Received a degree in Athletic Training from West Chester University in 1998, where he was also a student trainer.

ATHLETIC TRAINING CAREER

2000	Trainer, Delmarva Shorebirds, South Atlantic League, A (Orioles)
2001-03	Trainer, Frederick Keys, Carolina League, A (Orioles)
2004-06	Trainer, Bowie Baysox, Eastern League, AA (Orioles)
2007-	Trainer, Norfolk Tides, International League, AAA (Orioles)

Ryosuke NAITO

STRENGTH AND CONDITIONING COACH

Born: August 31, 1984 Osaka, Japan

Resides: Springfield, MA

NOTES: Begins his fourth year in the Orioles organization, all with the Tides...Served as an intern at Athlete's Performance in Phoenix in 2010 after working as the strength and conditioning coach for the Double-A Midland Rock Hounds (Athletics) in 2009 and the Single-A Salem-Kaiser Volcanoes (Giants) in 2008...Also served as an intern in the Strength and Conditioning Department at Oregon State University from 2007-09, working with baseball, football and volleyball players.

PERSONAL: Received Exercise and Sports Science degree from Oregon State University and received his Master's Degree in Exercise Science and Sports Studies from Springfield College in Springfield, Massachusetts...Is certified by the National Strength and Conditioning Association.

STRENGTH AND CONDITIONING CAREER

2008	Strength and Conditioning Intern, Salem-Kaiser Volcanoes, Northwest League, Short-A (Giants)
2009	Strength and Conditioning Coach, Midland Rock Hounds, Texas League, AA (Athletics)
2011-	Strength and Conditioning Coach, Norfolk Tides, International League, AAA (Orioles)



FRONT
OFFICE

ORIOLES
REACH

MANAGER &
COACHES

2014
ORIOLES

2013
IN REVIEW

OPPONENTS

MINOR
LEAGUES

RECORDS &
HISTORY

ORIOLE PARK

MEDIA

FRONT
OFFICE

ORIOLES
REACH

MANAGER &
COACHES

2014
ORIOLES

2013
IN REVIEW

OPPONENTS

MINOR
LEAGUES

RECORDS &
HISTORY

ORIOLE PARK

MEDIA



Baltimore ORIOLES



BOWIE BAYSOX

Eastern League (AA)
Prince George's County Stadium
4101 Crain Hwy
Bowie, MD 20716
(301) 805-6000
www.baysox.com

OFFICIALS

Brian Shallcross- General Manager
Matt Wilson- Public Relations
Gary Kendall- Manager
Blaine Beatty- Pitching Coach
Butch Davis- Field Coach
Aaron Scott- Athletic Trainer
Pat Armstrong- Strength and Conditioning

2013 SEASON SUMMARY

SUMMARY: The Baysox finished the season 71-71 and in 3rd place in the Western Division of the Eastern League, 6.0 games behind first-place Harrisburg...Bowie finished 5.0 games behind Erie for the final playoff spot in the Eastern League...Bowie led the Eastern League with a .274 team batting average, and finished sixth in the 12-team league with a team ERA of 3.96.

PLAYER HIGHLIGHTS: CA Caleb Joseph was named to the Eastern League's Mid-Season All-Star team as well as the league's post-season All-Star team...He was named the catcher on the Topps/Minor League Baseball Double-A All-Star team and was named the Eastern League Player of the Year by Topps/Minor League Baseball...He was named Eastern League Player of the Week for the week of June 10-16...Ranked second in the EL in RBI (97) and hits (155), and tied for second in slugging percentage (.494)...His .299 batting average was the EL's fourth-best mark, as were his 22 home runs and 55 extra-base hits...His on base percentage was the fifth-highest in the league (.386)...Joseph finished the season as the Baysox all-time leader in hits (416), RBI (237), games played (428), and second in franchise history with 52 home runs...His 97 RBI in 2013 were tied for the fourth-highest total in Baysox history...**OF Xavier Avery** reached base in 28 consecutive games from April 13-May 17, tied for the fifth-longest streak in the Eastern League...**RHP Eddie Gamboa** threw a 7-inning no-hitter on June 30 vs. Harrisburg...Named Eastern League Pitcher of the Week (June 24-30) and Organizational Pitcher of the Month for June after he went 3-2 with a 2.02 ERA (35.0IP, 8ER)...**Kyle Hudson** had an 18-game hitting streak, July 15-August 2, the second-longest streak in the Eastern League in 2013...His .386 on-base percentage was the fifth-best mark in the EL...**OF Henry Urrutia** was named Organizational Player of the Month for June after he hit .425 with four home runs and 17 RBI in 19 games with the Baysox before being called up to AAA Norfolk on June 27...He was named to the Eastern League Mid-Season All-Star team, as well as the MLB All-Star Futures Game...**3B Brandon Waring** tied for the Eastern League lead in home runs (23)...He collected two six-RBI games (July 14 vs. Richmond and August 29 vs. Binghamton)...Hit three home runs in the August 29 game vs. Binghamton...Waring finished the 2013 season ranked first in Baysox history in home runs (78), runs scored (218), and tied for first with 85 career doubles...Named Eastern League Player of the week (May 27-June 2)...**RHP Tyler Wilson** was named Organizational Pitcher of the Month for July after going 3-1 with a 2.21 ERA (36.2IP, 9ER)...**RHP Mike Wright** tied for the Eastern League lead in ERA (3.26) and was tied for the league's second-highest win total (11)...Won six straight games, April 19-June 19...Struck out 10 on July 26 at Erie...Named to the Eastern League Mid-Season All-Star team...**LHP Jason Gurka**, **3B Ty Kelly** and **SS Niuman Romero** were named to the Eastern League Mid-Season All-Star team...**Manager Gary Kendall** finished the season with 224 career wins, the second-highest total in Bowie history.

Minor LEAGUES



2013 BOWIE BAYSOX STATISTICS

BATTERS	AVG	G	AB	R	H	2B	3B	HR	RBI	BB	IBB	SO	SB	CS	OBP	SLG	OPS	SF	SAC	HBP	DP	E
Adair, Travis	.250	5	16	1	4	0	0	0	2	1	0	2	0	0	.294	.250	.544	0	0	0	0	0
Alvarez, Daniel	.194	9	31	2	6	0	0	0	1	1	0	9	0	0	.219	.290	.509	0	0	0	2	1
Avery, Xavier	.300	39	160	34	48	10	2	1	12	23	0	44	12	3	.391	.406	.798	0	2	1	0	4
Baker, Aaron	.251	60	215	28	54	13	2	5	21	26	0	51	1	2	.333	.400	.733	1	0	1	9	5
Barber, George	.333	3	9	2	3	0	0	0	0	0	2	0	0	0	.333	.333	.667	0	0	0	0	0
Betemit, Wilson	.353	5	17	1	6	0	0	0	3	4	0	4	0	0	.476	.353	.829	0	0	0	0	2
Britton, Buck	.291	61	247	38	72	12	3	8	52	19	0	34	5	1	.340	.462	.801	2	2	0	8	8
Bumbry, Steve	.233	25	73	14	17	4	0	5	12	14	0	26	0	1	.371	.493	.864	0	1	2	1	3
Ford, Lew	.258	17	66	13	17	9	0	3	10	6	0	9	0	0	.347	.530	.877	0	0	3	1	0
Gil, Jose	.000	1	3	0	0	0	0	0	0	1	0	1	0	0	.250	.000	.250	0	0	0	0	0
Horton, Josh	.303	74	251	42	76	20	1	2	27	15	0	48	3	1	.342	.414	.756	2	2	1	8	9
Hudson, Kyle	.292	103	353	66	103	7	1	0	33	55	0	56	26	8	.386	.317	.704	4	7	2	8	2
Iorg, Cale	.145	18	55	5	8	3	0	1	6	4	0	22	3	0	.200	.255	.455	1	2	0	1	3
Joseph, Caleb	.299	135	518	74	155	31	2	22	97	39	2	92	4	2	.346	.494	.840	10	0	3	11	7
Kelly, Ty	.283	72	283	51	80	21	2	1	47	51	0	49	4	2	.389	.382	.771	6	1	2	5	13
Loman, Seth	.262	56	195	23	51	13	0	6	31	14	0	57	0	0	.324	.421	.745	4	1	6	7	3
Martinez, Luis	.257	60	206	21	53	16	0	1	20	18	0	41	0	2	.319	.350	.668	3	0	2	6	5
Paulino, Ronny	.292	8	24	3	7	0	0	0	2	6	0	7	0	0	.433	.292	.725	0	0	0	3	0
Pettit, Chris	.125	29	64	9	8	3	0	1	5	10	0	14	0	1	.253	.219	.472	0	2	1	4	0
Pettit, Chris	.127	47	126	19	16	7	0	1	10	15	0	31	1	2	.234	.206	.441	1	3	3	4	0
Reimold, Nolan	.196	12	46	3	9	0	1	1	5	4	0	13	0	0	.255	.304	.559	1	0	0	2	0
Robinson, Trayvon	.271	55	199	34	54	15	1	6	28	24	1	55	12	4	.348	.447	.795	1	4	0	6	1
Romero, Niuman	.280	102	371	51	104	21	1	2	47	56	1	57	7	4	.374	.358	.733	2	9	1	13	11
Rosa, Garabaz	.276	125	460	54	127	19	4	6	49	8	1	77	8	5	.291	.374	.665	1	6	2	10	15
Ruettiger, John	.283	18	53	7	15	2	0	0	3	10	1	13	1	0	.406	.321	.727	0	1	1	1	1
Urrutia, Henry	.365	52	200	33	73	16	0	7	37	24	2	36	1	1	.433	.550	.983	0	0	0	4	0
Walker, Christian	.242	17	62	7	15	5	0	0	1	6	0	10	0	0	.319	.323	.641	0	0	1	1	0
Ward, Brian	.260	49	154	24	40	9	0	2	23	16	0	28	1	1	.345	.357	.702	2	4	5	3	4
Waring, Brandon	.213	99	347	46	74	13	0	23	61	48	0	129	0	0	.315	.450	.765	3	1	5	4	12
Wheeler, Zelous	.299	24	87	11	26	5	0	1	11	15	0	15	3	0	.402	.391	.793	0	0	0	1	2
Team Total	.274	142	4765	697	1305	267	20	105	646	518	8	1001	91	38	.347	.404	.751	43	45	39	121	122

PITCHERS	W	L	ERA	G	GS	CG	SHO	SV	SVO	IP	H	R	ER	HR	HB	BB	IBB	SO	BK	WP
Bascom, Tim	2	4	3.72	24	5	0	0	0	1	58.0	51	26	24	2	2	34	0	48	0	2
Beaulac, Eric	0	0	2.45	5	0	0	0	0	0	7.1	8	2	2	0	0	7	0	7	0	0
Bischoff, Matt	6	2	4.41	25	1	0	0	1	1	51.0	47	26	25	5	1	22	0	50	0	2
Boleska, Tom	2	4	5.33	16	0	0	0	1	2	25.1	27	15	15	1	1	14	1	28	0	1
Chen, Wei-Yin	1	0	3.00	2	2	0	0	0	0	12.0	9	4	4	0	0	2	0	8	0	0
Clark, Zach	1	4	8.63	6	5	0	0	0	0	24.0	32	26	23	2	2	20	0	17	3	5
Drake, Oliver	3	0	1.74	19	0	0	0	8	10	31.0	19	8	6	1	1	13	0	38	0	1
Gamboa, Eddie	4	6	3.64	16	16	2	1	0	0	99.0	82	49	40	6	7	31	0	79	2	15
Gausman, Kevin	2	4	3.11	8	8	0	0	0	0	46.1	44	21	16	3	3	5	0	49	0	7
Gil, Jose	0	0	0.00	0	0	0	0	0	0	0.0	0	0	0	0	0	0	0	0	0	0
Gleason, Sean	0	0	4.66	5	0	0	0	0	1	9.2	9	7	5	1	0	3	0	5	0	0
Gurka, Jason	2	2	2.95	20	0	0	0	4	7	39.2	35	13	13	2	6	18	1	46	0	1
Hammel, Jason	0	0	0.00	1	1	0	0	0	0	2.2	3	0	0	0	2	0	0	3	0	0
Howard, Trent	0	1	9.00	1	1	0	0	0	0	4.0	4	4	4	0	0	1	0	1	0	0
Jones, Chris	0	0	2.57	4	0	0	0	1	1	7.0	8	2	2	0	0	0	0	6	0	0
Jones, Devin	4	7	5.84	24	24	1	0	0	0	123.1	146	95	80	17	5	48	0	108	0	9
Loomis, Andy	0	3	5.48	12	0	0	0	1	1	21.1	24	15	13	2	0	12	1	17	1	2
McCutchen, Daniel	2	0	1.21	6	2	0	0	2	2	22.1	15	3	3	2	0	2	0	20	0	0
Petrini, Chris	5	5	3.11	38	2	0	0	1	5	66.2	59	26	23	3	3	33	1	59	0	4
Pettit, Jake	7	6	4.42	21	21	1	0	0	0	124.1	122	65	61	12	4	41	0	92	1	1
Prado, Marcel	1	1	2.45	25	0	0	0	10	13	29.1	25	13	8	1	9	10	0	28	0	3
Rodriguez, Eduardo	4	3	4.22	11	11	1	0	0	0	59.2	53	28	28	5	2	24	1	59	1	1
Rodriguez, Julio	0	0	20.25	1	1	0	0	0	0	2.2	2	6	6	1	0	7	0	2	1	3
Schrader, Clay	5	4	4.34	35	0	0	0	0	1	56.0	50	30	27	6	2	35	0	62	0	3
Walters, David	1	2	9.00	6	0	0	0	0	0	7.0	16	8	7	1	0	2	0	3	0	2
Wilson, Tyler	7	5	3.83	16	16	1	0	0	0	89.1	85	40	38	13	2	22	0	70	0	5
Wright, Mike	11	3	3.26	26	26	0	0	0	0	143.2	152	65	52	9	10	39	1	136	1	9
Zinicola, Zech	1	5	2.92	46	0	0	0	13	18	64.2	56	23	21	3	2	22	2	58	0	4
Team Total	71	71	3.96	142	142	6	9	42	63	1227.1	1183	620	540	98	64	467	8	1099	10	80



Baltimore ORIOLES



Gary KENDALL MANAGER

Born: July 27, 1963, Baltimore, MD

Resides: Baltimore, MD

NOTES: Begins his 15th season in the organization and his fourth year managing at the Double-A level after seven years at the Rookie-level and Single-A level (Aberdeen 2008-2010 and Delmarva 2005-2007)... Finished the 2013 season with 224 career wins, the second-highest total in Bowie history...Led the Baysox to a playoff berth in 2012...Led Delmarva to a first-place finish and spot in the playoffs in 2005...Made his managerial debut in 2004 at Bluefield...Was a coach at Aberdeen the previous two years...Spent his first two seasons as field coach at Bluefield after returning to the Orioles in 2000...Was a Mid-Atlantic area scout for the San Diego Padres, 1996-1999...Also served as a coach at Idaho Falls (Rookie) his final two seasons

with the Padres...Was a part-time scout with the Orioles, 1991-1995, and during that time also threw batting practice for the major league team...Coached collegiately at the Community College of Baltimore ('87-'89) and at Towson State University ('90-'91).

PERSONAL: Is a 1981 graduate of Sparrows Point High School in Baltimore...Went on to play at the Community College of Baltimore and at Atlantic Christian College, where he received his degree in 1987.

COACHING CAREER

1998-99	Field Coach, Idaho Falls Braves, Pioneer League, Rookie (Padres)
2000-01	Field Coach, Bluefield Orioles, Appalachian League, Rookie (Orioles)
2002-03	Field Coach, Aberdeen IronBirds, New York-Penn League, A (Orioles)
2004	Manager, Bluefield, Appalachian League, Rookie (Orioles)
2005-07	Manager, Delmarva Shorebirds, South Atlantic League, A (Orioles)
2008-10	Manager, Aberdeen IronBirds, New York-Penn League, A (Orioles)
2011-	Manager, Bowie Baysox, Eastern League, AA (Orioles)

RECORD AS MANAGER

Year	Class	Club	League	W-L	Pct
2004	R	Bluefield	Appalachian	28-39	.418
2005	A	Delmarva	South Atlantic	72-67	.518
2006	A	Delmarva	South Atlantic	64-73	.467
2007	A	Delmarva	South Atlantic	68-68	.500
2008	A	Aberdeen	New York-Penn	36-39	.480
2009	A	Aberdeen	New York-Penn	30-44	.405
2010	A	Aberdeen	New York-Penn	34-40	.459
2011	AA	Bowie	Eastern	75-66	.524
2012	AA	Bowie	Eastern	78-64	.549
2013	AA	Bowie	Eastern	71-71	.500
CAREER TOTALS	(10 years)			556-571	.493

RIPKEN SR. AWARD

Bowie Baysox Manager **GARY KENDALL** was the winner of the 2013 Cal Ripken Sr. Player Development Award, presented to a minor league staff member who exemplifies the qualities of the late Oriole who is regarded as the architect of "The Oriole Way". is the winner of the Cal Ripken Sr. Player Development Award, presented to a minor league staff member who exemplifies the qualities of the late Oriole who is regarded as the architect of "The Oriole Way." Kendall recently completed his 14th season with the Orioles and his third year managing at Double-A. In his time with the organization, Kendall has managed, coached and helped develop many current Orioles and top prospects, including **NICK MARKAKIS**, **BRIAN MATUSZ**, **MANNY MACHADO**, **KEVIN GAUSMAN**, **JONATHAN SCHOOP**, **HENRY URRUTIA**, **MIKE WRIGHT** and **EDUARDO RODRIGUEZ**. Kendall was selected to manage in the Arizona Fall League, has been a coach or instructor for 13 years at the Orioles' Fall Instructional League, and has served as a coach at Major League Spring Training for the past 10 years.

Minor LEAGUES



Blaine BEATTY PITCHING COACH



Born: April 25, 1964, Victoria, TX

Resides: Goliad, TX

NOTES: Is in his ninth season in the Orioles organization and second with Bowie...Spent six seasons with Frederick (2006-08, 2010-12) and one year at Delmarva (2009)...Before coming to the Orioles, spent three seasons in the New York Mets organization...Was pitching coach for Double-A Binghamton in 2005 and Single-A Capital City the two years before that...Prior to joining the Mets, spent five seasons as a pitching coach in the Pittsburgh organization...Began his coaching career in 1998, splitting the season between Rookie-level Gulf Coast and Double-A Erie...Moved on to Single-A Williamsport in 1999 and Single-A Hickory in 2000...Served as pitching coach at Single-A Lynchburg in his final two seasons with the Pirates, 2001-2002.

PLAYING CAREER: Was originally selected by the Orioles in the ninth round of the 1986 First Year Player Draft...Spent 12 seasons in the minor leagues, going 121-69 with a 3.26 ERA in 296 games...Was named Texas League Pitcher of the Year in 1988 with Double-A Jackson...Appeared in seven major league games, going a combined 0-0 with a 2.30 ERA in 15.2 innings with the Mets, 1989-1991.

PERSONAL: Wife's name is Mia...Has one son, Blaine (23)...Graduated from Victoria Stroman HS (TX)...Played baseball at San Jacinto JC (TX) and was a member of the 1983 team that finished second in the JUCO World Series...Also played two years at Baylor University.

COACHING CAREER

1997	Pitching Coach, Gulf Coast Pirates, Gulf Coast League, R/Erie Seawolves, Eastern League, AA (Pirates)
1998	Pitching Coach, Williamsport Crosscutters, New York-Penn League, A (Pirates)
1999	Pitching Coach, Hickory Crawdads, South Atlantic League, A (Pirates)
2001-02	Pitching Coach, Lynchburg Hillcats, Carolina League, A (Pirates)
2003-04	Pitching Coach, Capital City Bombers, South Atlantic League, A (Mets)
2005	Pitching Coach, Binghamton Mets, Eastern League, AA (Mets)
2006-08	Pitching Coach, Frederick Keys, Carolina League, A (Orioles)
2009	Pitching Coach, Delmarva Shorebirds, South Atlantic League, A (Orioles)
2010-12	Pitching Coach, Frederick Keys, Carolina League, A (Orioles)
2013-	Pitching Coach, Bowie Baysox, Eastern League, AA (Orioles)



Butch DAVIS

FIELD COACH

Born: June 19, 1958, Williamston, NC

Resides: Garner, NC

NOTES: Is in his 20th season in the Orioles organization and second straight year at Bowie as the Field Coach...From 2006-2012 Davis served as the Orioles' minor league roving outfield/bunting instructor...Prior to being a roving instructor, he had spent the previous three years as a coach at Bowie...Was also a coach for the Baysox in 2000 and spent two years (2001-2002) as a coach at Rochester...Was manager at Delmarva in 1999 and Gulf Coast, '97-'98...Returned to the O's organization in '95 following a 14-year professional playing career and spent his first two years as a coach at Rochester.

PLAYING CAREER: Played one full season ('93, Texas) and parts of six other seasons in the big leagues: Royals ('83-'84), Pirates ('87), Dodgers ('91) and Orioles ('88 & '89)...Was the Royals' 10th round selection in the 1980 First Year Player Draft...Was a two-time league All-Star coming up in the Royals chain, including the Gulf Coast League Player of Year in 1980...Played 3 1/2 seasons before making his big league debut on Aug. 23, 1983, with KC...Burst upon the scene with the Royals that season, hitting .344 with 6 triples in 122 at-bats...Opened '84 with Kansas City, but hit just .147 and was optioned to Omaha on May 10...Did not return to the majors until September 1987, when he appeared in seven games with Pittsburgh...Attended '88 spring training with the Angels, but was released on April 4...Signed with the O's on May 3 and was assigned to Charlotte (AA)...Hit .301 with 13 HR and 82 RBI, earning a 13-game stint with the O's in September...Batted .303 with 29 doubles, 10 homers and 19 SB for Rochester in '89...Signed with the Dodgers in 1990 and put together his finest season with Triple-A Albuquerque, batting .342 with 31 doubles and 25 stolen bases...Spent the entire '93 season with the Rangers, batting .245 in 159 at-bats...Hit the first ever inside-the-park HR in Camden Yards against the Birds on Aug. 21, 1993 (it was also the first inside-the-park HR by an O's opponent in Baltimore in 33 years)...Finished his pro career playing for Oklahoma City in '94.

PERSONAL: Graduated from East Carolina in 1980...Enjoys bowling, basketball, and chess...Appeared in the movie "Bull Durham" as a player.

COACHING CAREER

1995-96	Coach, Rochester Red Wings, International League, AAA (Orioles)
2000	Coach, Bowie Baysox, Eastern League, AA (Orioles)
2001-02	Coach, Rochester Red Wings, International League, AAA (Orioles)
2003-05	Coach, Bowie Baysox, Eastern League, AA (Orioles)
2006-12	Minor League Roving Outfield/Bunting Instructor (Orioles)
2013-	Field Coach, Bowie Baysox, Eastern League, AA (Orioles)

RECORD AS MANAGER

Year	Class	Club	League	W-L	Pct
1997	R	Sarasota	Gulf Coast	27-33	.450
1998	R	Sarasota	Gulf Coast	28-32	.467
1999	A	Delmarva	South Atlantic	58-80	.420
CAREER TOTALS		(3 years)		113-145	.438



Aaron SCOTT

ATHLETIC TRAINER

Born: December 21, 1978, Dubuque, IA

Resides: Sarasota, FL

NOTES: Begins his 11th season in the organization and his fourth with Bowie after serving the previous two seasons as athletic trainer at Class-A Delmarva (also served as strength and conditioning coach for the Shorebirds in 2004)...Worked in the Arizona Fall League in 2012...Spent the 2007-08 seasons at Aberdeen...Spent 2006 at Bluefield and served as Florida Athletic Trainer at the Orioles Minor League complex in Sarasota in 2005...Spent parts of two years as an assistant athletic trainer at Wartburg College (IA)...Served as assistant athletic trainer for the Berlin Thunder in the NFL Europe league in 2003...Had two separate stints as an intern with the Detroit Lions training staff...Is a member of the National Athletic Trainers' Association (NATA).

PERSONAL: Graduated with a BA degree in Athletic Training from the University of Northern Iowa.

ATHLETIC TRAINING CAREER

2004	Strength and Conditioning Coach, Delmarva Shorebirds, South Atlantic League, A (Orioles)
2005	Athletic Trainer, Florida Operations (Orioles)
2006	Athletic Trainer, Bluefield Orioles, Appalachian League, Rookie (Orioles)
2007-08	Athletic Trainer, Aberdeen IronBirds, New York-Penn League, A (Orioles)
2009-10	Athletic Trainer, Delmarva Shorebirds, South Atlantic League, A (Orioles)
2011-	Athletic Trainer, Bowie Baysox, Eastern League, AA (Orioles)



Pat ARMSTRONG

STRENGTH AND CONDITIONING COACH

Born: November 14, 1986, Hyannis, MA

Resides: Sturbridge, MA

NOTES: Is in his fifth year in the Orioles organization and third with Bowie...Spent the 2011 season as the Strength and Conditioning Coach for the Delmarva Shorebirds and the 2010 season with the Bluefield Orioles...Was the 2011 South Atlantic League Strength and Conditioning Coach of the Year...Spends his off-seasons as a high school track and field coach and Athletic Trainer in Auburn, MA...Served as the Athletic Trainer for the Harwich Mariners of the Cape Cod League in 2007 and 2008.

PERSONAL: Received Bachelor of Science degree in Athletic Training from Springfield (MA) College.

STRENGTH AND CONDITIONING CAREER

2010	Strength and Conditioning Coach, Bluefield Orioles, Appalachian League, A (Orioles)
2011	Strength and Conditioning Coach, Delmarva Shorebirds, South Atlantic League, A (Orioles)
2012-	Strength and Conditioning Coach, Bowie Baysox, Eastern League, AA (Orioles)



ORIOLES EXPANSION LOSSES

With the addition of the Arizona Diamondbacks and the Tampa Bay Devil Rays in 1998, Major League Baseball underwent its fifth expansion draft after the 1997 season. Below is a breakdown of players lost by the Orioles in each of baseball's five expansion drafts:

December 1960 – The Los Angeles Angels selected RHP Dean Chance, RHP Ron Moeller and IF Don Ross, each for \$75,000. OF Albie Pearson was selected from the Rochester roster for \$25,000. The Washington Senators selected C Gene Green, IF Billy Klaus, OF Chuck Hinton and OF Gene Woodling, each for \$75,000. IF Leo Burke was selected from the Rochester roster for \$25,000.

October 1968 – The Kansas City Royals selected RHP Roger Nelson (1st overall), RHP Wally Bunker, RHP Moe Drabowsky and 1B Mike Fiore, each for \$175,000. The Seattle Pilots selected C Larry Haney and LHP John Morris, each for \$175,000.

November 1976 – The Toronto Blue Jays selected IF Bob Bailor (2nd overall), RHP Mike Darr and IF Mike Willis, each for \$175,000. The Seattle Mariners selected RHPs Dave Pagan and Bob Galasso, each for \$175,000.

November 1992 – The Florida Marlins selected RHP Kip Yaughn in the 1st round and RHP Richie Lewis in the 2nd round. The Colorado Rockies did not select any Orioles in the 3-round draft.

November 1997 – The Tampa Bay Devil Rays selected RHP Esteban Yan in the 1st round and IF Aaron Ledesma in the 3rd round. The Arizona Diamondbacks selected OF David Dellucci in the 2nd round.



Baltimore ORIOLES



FREDERICK KEYS

Carolina League (A)
Harry Grove Stadium
21 Stadium Dr.
Frederick, MD 21703
(301) 662-0013
www.frederickkeys.com

OFFICIALS

Dave Ziedelis- General Manager
Geoff Arnold- Public Relations
Luis Pujols- Manager
Kennie Steenstra- Pitching Coach
Torre Tyson- Field Coach
Pat Wesley- Athletic Trainer
Chris Cecere- Strength and Conditioning

2013 SEASON SUMMARY

SUMMARY: The Keys were 61-78 overall in 2013, finishing in fourth-place in the Carolina League's Northern Division, 23.0 games behind first-place Potomac...Went 34-35 in the first half of the season and 27-43 in the season's second half...Frederick hit a Carolina League-best .266 and finished with a Carolina League-worst 4.43 ERA.

PLAYER HIGHLIGHTS: INF **Travis Adair** recorded the fourth-longest hitting streak in the Carolina League in 2013, picking up hits in his final 18 games with Frederick before being promoted to Double-A Bowie...He hit .375 with 27 hits during his streak...Hit .341/.371/.481 in August...RHP **Jesse Beal** tied for the Carolina League lead in holds (6)...Went 1-0 with a 2.40 ERA (15.0IP, 4ER) in June...LHP **Tim Berry** won 11 games, which tied him for second in the Carolina League and matched the fourth-most wins in Keys single-season history...Made 27 starts, tied for second most in the Carolina League and third-most in a season in Keys history...Became the sixth pitcher in Frederick history to reach 40 career starts as a Key...Finished the 2013 season tied for second in the Carolina League in innings pitched (152) and with the fifth-fewest walks per nine innings (2.37)...Named Organizational Pitcher of the Month in April, when he went 2-1 with a 3.21 ERA (28.0IP, 10ER) and struck out 35 batters in 28.0 innings...Went 4-1 with a 2.56 ERA (32.0 IP, 9ER) in June...CA **Zane Chavez** recorded 84 hits in 75 games (.295), including 20 doubles and seven home runs...Posted an 11-game hit streak, August 14-26, during which he hit .442 (19-43) with two homers and eight RBI... Named the starting catcher on the Carolina League Mid-Season All-Star team...Hit .305/.426/.463 in May, recording 11 extra-base hits and 18 RBI during the month...Batted .314 with an OPS of .875 against right-handed pitching...RHP **Zach Davies** finished second in the Carolina League with 132 strikeouts and fifth in strikeouts per nine innings (7.99)...Threw the third-most innings (148.2) and made the third-most starts (26) in the Carolina League...Allowed the fifth fewest baserunners per nine innings (11.26) and walked the fourth fewest batters per nine innings (2.30) in the Carolina League...Finished 10th in ERA (3.69, 150.2IP, 61ER) in the Carolina League...Posted a 2.48 ERA (29.2IP, 8ER) in five starts in June, fanning 27 batters in 29.0 innings...RHP **Gene Escat** led Keys with 41 appearances and 26 scoreless outings...Went 2-2 with three saves and a 2.79 ERA in July (9.2IP, 3ER)...LHP **Trent Howard** went 3-0 with a save and a 0.62 ERA (29.2IP, 2ER) in 13 relief appearances...Posted a 1.62 ERA (57.2IP, 12ER) in the first half, making four starts and pitching in 15 total games...INF **Michael Mosby** hit .280/.347/.483 in August, hitting four home runs and six doubles while driving in 15 in 30 games...Had a .994 fielding percentage in 32 games at first base, tied for the best percentage of any first baseman in the Carolina League to have played at least that many games...Reached base in all five plate appearances on August 26 at Lynchburg, going 3-for-3 with a double, two homers, four RBI and two walks...Hit .309/.419/.526 against right-handers...CA **Michael Ohlman** won the Carolina League batting title with a .313 batting average, becoming the first Key to do so since Robbie Widlansky in 2009...Ohlman's 2013 average ranks as the fifth-best in Keys' history, a mark he achieved playing in 100 games...Broke the Keys' single-season slugging percentage record, winning the CL slugging title at .524...Led the Carolina League in OPS at .934...Finished third in the league with a .410 on-base percentage and led the league in OPS (.934)...Hit .379 with runners in scoring position and .389 with runners in scoring position with two outs...Named to the Carolina League End-of-Season All-Star Team as team's lone catcher...Named Carolina League Player of the Week in back-to-back weeks (June 17-24, June 24-July 1)...Reached base in 22 consecutive games, June 24 to August 18...LHP **Eduardo Rodriguez** posted a 2.85 ERA (86.0IP, 27ER) in 14 starts before being promoted to Double-A Bowie in late June...Named Organizational Pitcher of the Month in May, when he went 5-0 with a 2.23 ERA (41.0IP, 10ER) in six starts...Selected to Carolina League Mid-Season All-Star Team and pitched a scoreless inning in the All-Star Game...Named to MLB All-Star Futures Game and pitched a scoreless inning, striking out one...OF **Johnny Ruettiger** stole 43 bases for the Keys in 2013, the second-highest total for a Frederick player since 1994 and the seventh-most steals in a season in Keys history...Finished third in the Carolina League in stolen bases...INF **Christian Walker** was selected to MLB All-Star Futures Game...Named Carolina League Player of the Week for week of July 1-8.

Minor LEAGUES



2013 FREDERICK KEYS STATISTICS

BATTERS	AVG	G	AB	R	H	2B	3B	HR	RBI	BB	IBB	SO	SB	CS	OBP	SLG	OPS	SF	SAC	HBP	DP	E
Adair, Travis	.274	73	270	37	74	14	2	3	23	21	2	30	9	1	.328	.374	.702	1	2	1	4	16
Alvarez, Dariel	.436	10	39	5	17	2	0	2	7	2	0	1	1	2	.463	.641	1.104	0	0	0	2	1
Baker, Aaron	.113	14	53	3	6	4	0	1	5	3	0	16	0	0	.161	.245	.406	0	0	0	2	0
Betemit, Wilson	.294	4	17	1	5	0	0	0	4	0	0	4	0	0	.294	.294	.588	0	0	0	0	0
Bumbry, Steve	.221	27	95	19	21	3	0	5	17	14	1	34	2	2	.318	.411	.729	1	0	0	2	0
Capellan, Byron	.000	2	3	0	0	0	0	0	0	0	0	2	0	0	.000	.000	.000	0	0	0	0	0
Caronia, Anthony	.179	13	28	2	5	0	0	0	1	2	0	9	2	0	.233	.179	.412	0	1	0	1	1
Chavez, Zane	.295	75	285	40	84	20	0	7	49	46	0	56	0	0	.390	.439	.829	2	0	0	7	7
Cid, Delvi	.252	41	131	26	33	4	0	5	23	14	0	31	10	6	.338	.397	.735	0	1	3	2	2
Davis, Glynn	.234	97	364	42	85	17	3	2	32	43	0	74	19	7	.316	.313	.629	0	2	1	13	3
Delmonico, Nick	.243	61	226	33	55	12	0	13	30	36	2	59	5	1	.350	.469	.819	0	0	1	6	15
de San Miguel, Allan	.240	65	221	31	53	10	0	10	33	34	0	57	3	1	.366	.421	.787	0	1	10	4	4
Esposito, Jason	.222	100	365	31	81	12	1	4	41	19	0	115	8	2	.268	.293	.562	5	3	6	8	22
Flaherty, Ryan	.286	2	7	1	2	0	0	1	2	0	0	3	0	0	.286	.714	1.000	0	0	0	0	0
Mosby, Michael	.278	38	115	16	32	6	0	5	20	16	0	38	2	1	.382	.461	.843	1	0	4	1	2
Mumme, Trent	.188	10	32	6	6	0	0	1	5	11	0	4	2	3	.395	.281	.677	0	0	0	3	0
Narron, Connor	.196	27	92	13	18	4	0	1	8	19	0	26	0	0	.336	.272	.608	1	0	1	0	3
Nathans, Tucker	.277	45	159	17	44	8	1	1	18	16	0	34	5	2	.341	.358	.699	1	1	0	2	2
Ohlman, Michael	.313	100	361	61	113	29	4	13	53	56	2	93	5	0	.410	.524	.934	2	0	5	11	9
Pearce, Steve	.167	2	6	0	1	0	0	0	0	1	0	1	0	0	.375	.167	.542	0	0	1	1	0
Pena, Jerome	.222	120	455	66	101	21	2	11	52	66	4	123	8	5	.324	.349	.673	1	1	3	8	11
Planeta, Mike	.135	12	37	4	5	1	0	0	1	3	1	17	0	1	.200	.162	.362	0	0	0	0	0
Ruettiger, John	.246	106	415	52	102	7	2	2	26	45	0	71	43	7	.320	.287	.606	2	4	1	8	3
Starr, Sammie	.216	115	416	44	90	13	0	6	45	29	0	62	8	1	.284	.291	.575	7	4	13	12	25
Walker, Christian	.288	55	215	25	62	17	0	8	35	17	0	41	2	0	.343	.479	.822	4	0	3	4	3
Webb, Brenden	.201	84	293	37	59	14	2	8	31	36	1	107	7	2	.298	.345	.642	2	1	5	2	2
Team Total	.245	139	4702	612	1154	218	17	109	561	549	13	1110	141	44	.330	.369	.698	30	21	58	103	158

PITCHERS	W	L	ERA	G	GS	CG	SHO	SV	SVO	IP	H	R	ER	HR	HB	BB	IBB	SO	BK	WP
Beal, Jesse	3	1	4.71	40	0	0	0	3	4	72.2	94	46	38	4	3	24	1	67	0	4
Beaulac, Eric	2	0	1.64	7	0	0	0	0	1	11.0	6	2	2	0	0	10	0	13	0	2
Berry, Tim	11	7	3.85	27	27	0	0	0	0	152.0	156	80	65	13	8	40	0	119	1	6
Bischoff, Matt	1	0	1.20	6	1	0	0	1	1	15.0	12	5	2	0	1	1	0	22	0	0
Chalas, Miguel	1	3	3.62	22	0	0	0	2	5	54.2	59	23	22	6	5	10	0	29	0	1
Clark, Zach	1	7	9.74	10	10	0	0	0	0	44.1	51	53	48	3	11	42	0	20	1	10
Davies, Zach	7	9	3.69	26	26	0	0	0	0	148.2	145	72	61	10	3	38	0	132	1	5
Escat, Gene	6	7	5.65	41	0	0	0	6	8	57.1	63	38	36	7	2	25	0	35	0	8
Fowler, Zach	3	4	2.57	37	0	0	0	2	4	73.2	72	25	21	2	3	28	1	55	0	5
Hobgood, Matt	2	1	5.58	9	0	0	0	0	0	30.2	29	19	19	2	5	11	0	25	0	3
Howard, Trent	3	2	3.48	28	15	0	0	1	3	88.0	87	45	34	6	3	25	0	72	0	4
Jones, Devin	0	1	1.50	1	1	0	0	0	0	6.0	3	1	1	0	0	1	0	3	0	0
Petersime, Zach	2	7	6.44	16	12	0	0	0	0	64.1	89	53	46	0	3	21	0	31	0	7
Prado, Marcel	2	3	2.30	21	0	0	0	0	1	27.1	26	14	7	1	2	7	1	32	1	3
Price, Matt	2	2	5.40	25	0	0	0	2	3	26.2	32	21	16	2	3	13	1	24	0	2
Rennie, Luc	1	2	5.56	3	2	0	0	0	0	11.1	11	9	7	1	1	6	0	6	0	1
Rodriguez, Eduardo	6	4	2.85	14	14	0	0	0	0	85.1	78	36	27	4	2	25	0	66	0	2
Rodriguez, Julio	0	3	10.13	4	4	0	0	0	0	16.0	21	18	5	1	0	10	0	14	0	1
Rutledge, Lex	1	0	7.82	9	0	0	0	0	0	12.2	18	11	11	1	1	7	1	15	0	1
Stinson, Josh	0	0	4.50	1	0	0	0	0	0	2.0	4	1	1	0	0	0	0	1	0	0
Tolliver, Ashur	1	0	2.61	12	1	0	0	0	1	31.0	27	9	9	2	1	9	0	22	0	3
Wager, Brady	3	10	5.23	15	15	1	1	0	0	86.0	93	61	50	5	11	32	0	57	2	5
Walters, David	0	2	5.08	20	0	0	0	3	9	28.1	37	23	16	5	1	10	0	11	0	6
Wilson, Tyler	1	1	4.48	11	11	0	0	0	0	62.1	57	34	31	4	1	25	0	48	0	1
Winegardner, Tom	1	3	7.29	14	0	0	0	0	1	21.0	29	19	17	4	0	14	0	11	1	4
Team Total	61	78	4.43	139	139	1	2	26	48	1228.1	1299	721	604	87	71	434	5	930	7	84



Baltimore ORIOLES



DELMARVA SHOREBIRDS

South Atlantic League (A)
Arthur W. Perdue Stadium
P.O. Box 1557
Salisbury, MD 21802
(410) 219-3112
www.theshorebirds.com

OFFICIALS

Chris Bitters- General Manager
Shawn Schoolcraft- Public Relations
Ryan Minor- Manager
Alan Mills- Pitching Coach
Paco Figueroa- Field Coach
Trek Schuler- Athletic Trainer
Trevor Howell- Strength and Conditioning

2013 SEASON SUMMARY

SUMMARY: Delmarva went 54-82 on the year, 30-37 in the first half and 24-45 in the second half...The Shorebirds were eighth in the 14-team South Atlantic League with a .248 team average...They finished 12th with a 4.27 staff ERA...Delmarva lost a season-high eight straight games from May 25-June 1.

PLAYER HIGHLIGHTS: **INF Nik Balog** led the Shorebirds with 29 doubles, the most by a Delmarva player since the 2010 season (Ty Kelly, 30)...**RHP Parker Bridwell** finished second in the South Atlantic League with 144 strikeouts, the most by a Shorebirds pitcher since 2009...Led the SAL in innings pitched (142.2)...Named SAL Pitcher of the Week (August 12-18)...**INF Anthony Caronia** finished the season on a 13-game hitting streak, during which he hit .320 (16-for-50)...**LHP Josh Hader** was named to the South Atlantic League All-Star game, where he struck out two and walked one in 1.0 inning of work...**OF Lucas Herbst** recorded 112 hits, the second-most on the team...He didn't play his first game until May 4...**OF Gregory Lorenzo** stole 40 bases, the most by a Shorebirds player since 1999...**OF/INF Creede Simpson** ended the season on a nine-game hitting streak...**LHP Matt Taylor** finished 12th in the South Atlantic League in ERA (3.77)...He pitched at least through the 5th inning in each of his final 15 starts...Named SAL Pitcher of the Week (July 8-14) when he went 0-1 with a 0.00 ERA (13.0IP, 0ER)...**INF Christian Walker** was named Organizational Player of the Month for April, as he hit .360 (31-for-86) with three home runs and 16 RBI.

ELROD HENDRICKS AWARD

INF ANTHONY CARONIA was named the 2013 recipient of the Elrod Hendricks Minor League Community Service Award. Caronia, the Orioles' 27th round pick in 2012 out of the University of Tampa, displayed outstanding dedication to the community while spending most of his season with the Delmarva Shorebirds. Caronia made numerous appearances at little leagues and summer camps, easily interacting with staff and kids. He also regularly caught ceremonial first pitches and frequently signed autographs for fans before games.

Minor LEAGUES



2013 DELMARVA SHOREBIRDS STATISTICS

BATTERS	AVG	G	AB	R	H	2B	3B	HR	RBI	BB	IBB	SO	SB	CS	OBP	SLG	OPS	SF	SAC	HBP	DP	E
Balog, Nik	.266	101	380	38	101	29	1	3	32	20	0	82	1	0	.313	.371	.684	4	0	8	9	8
Barber, George	.234	16	64	10	15	2	1	0	3	6	0	18	2	1	.310	.297	.607	0	1	1	0	1
Bernadina, Roderick	.238	73	260	34	62	12	2	2	29	17	0	46	12	1	.292	.323	.615	1	6	3	4	5
Boss, Torsten	.238	106	386	44	92	21	2	7	45	53	0	106	6	2	.333	.358	.690	3	2	3	2	13
Capellan, Byron	.125	6	16	1	2	0	0	0	0	3	0	7	0	0	.263	.125	.388	0	0	0	0	3
Caronia, Anthony	.289	45	142	15	41	2	0	0	12	16	0	35	7	2	.363	.303	.665	1	2	1	1	14
Flaherty, Ryan	.250	2	8	1	2	1	0	0	1	0	0	3	0	0	.250	.375	.625	0	0	0	0	0
Herbst, Lucas	.276	103	406	43	112	16	4	5	41	20	0	76	9	10	.324	.372	.696	2	7	10	3	5
Hutter, Joel	.230	120	434	57	100	22	4	5	41	53	0	76	1	5	.317	.334	.651	6	1	5	13	15
Lorenzo, Gregory	.241	126	489	65	118	18	8	2	41	22	0	152	40	8	.281	.323	.604	2	7	6	8	14
Marin, Adrian	.265	108	388	30	103	19	2	4	48	23	0	90	11	4	.311	.356	.667	3	4	4	4	20
Mosby, Michael	.125	4	16	1	2	0	0	0	1	3	0	5	0	1	.263	.125	.388	0	0	0	1	1
Narmon, Connor	.138	21	65	5	9	0	1	0	4	10	0	17	0	1	.263	.169	.432	0	0	1	1	1
Nathans, Tucker	.271	63	240	33	65	10	5	9	38	21	0	44	3	3	.337	.467	.804	4	1	5	0	5
Perez, Pedro	.100	6	20	0	2	0	0	0	1	1	0	2	0	0	.143	.100	.243	0	0	0	1	0
Richards, Kris	.172	36	122	6	21	5	0	0	10	5	0	44	0	0	.203	.213	.416	1	0	0	3	2
Russell, Steel	.236	42	140	8	33	5	1	0	14	9	0	28	0	0	.281	.286	.567	3	2	1	1	6
Sawyer, Wynston	.238	92	315	54	75	18	2	8	38	42	1	69	1	0	.336	.384	.720	3	0	6	6	6
Simpson, Creede	.248	94	343	48	85	20	0	9	49	42	0	83	5	1	.334	.385	.719	3	1	4	4	8
Vega, Anthony	.211	34	114	15	24	1	0	0	8	13	0	41	4	0	.300	.219	.519	1	1	2	1	2
Walker, Christian	.353	31	116	19	41	5	0	3	20	11	0	16	0	3	.420	.474	.894	1	0	3	5	2
Weems, Chase	.253	22	83	5	21	3	0	0	8	0	0	27	0	0	.253	.289	.542	0	0	0	2	0
Team Total	.248	136	4547	532	1126	209	33	57	484	390	1	1067	102	42	.313	.346	.659	38	35	63	69	155

PITCHERS	W	L	ERA	G	GS	CG	SHO	SV	SVO	IP	H	R	ER	HR	HB	BB	IBB	SO	BK	WP
Beck, Sander	1	1	2.61	14	0	0	0	3	3	20.2	14	8	6	1	3	7	0	24	1	4
Blackmar, Mark	4	9	5.53	24	11	0	0	0	2	86.1	110	57	53	1	2	29	1	48	1	7
Bridwell, Parker	8	9	4.73	26	26	0	0	0	0	142.2	141	86	75	9	9	59	0	144	0	8
Chalas, Miguel	1	1	3.24	13	0	0	0	0	3	33.1	28	14	12	2	2	11	0	29	1	1
Givens, Mychal	2	3	4.22	28	0	0	0	3	4	42.2	34	20	20	1	3	19	0	36	1	11
Guzman, Juan	6	6	4.70	26	19	0	0	0	0	111.0	120	64	58	11	10	36	0	88	2	5
Hader, Josh	3	6	2.65	17	17	0	0	0	0	85.0	67	41	25	4	6	42	0	79	0	7
Hobgood, Matt	7	3	3.71	24	1	0	0	1	4	63.0	61	30	26	2	2	28	2	47	0	5
Jacob, Kevin	0	1	8.59	6	0	0	0	0	1	7.1	9	7	7	0	1	4	0	7	0	2
Kline, Branden	1	2	5.86	7	7	0	0	0	0	35.1	41	25	23	4	2	14	0	32	0	6
Louico, Williams	0	2	8.31	10	0	0	0	0	2	13.0	15	16	12	1	2	20	0	21	0	3
Marino, Harry	1	1	2.57	8	0	0	0	1	1	14.0	12	7	4	1	1	5	0	6	0	2
Nivar, Jose	1	3	6.65	28	0	0	0	2	3	44.2	50	36	33	5	2	36	1	31	0	10
Parry, Bennett	2	2	3.49	16	9	0	0	0	1	59.1	55	26	23	6	2	22	0	52	0	6
Price, Matt	1	1	2.70	16	0	0	0	8	8	20.0	21	6	6	0	2	8	1	21	0	0
Rennie, Luc	4	5	3.91	10	10	1	0	0	0	53.0	57	30	23	4	3	13	0	40	0	1
Richardson, David	0	1	8.76	10	0	0	0	3	3	12.1	19	14	12	0	1	8	0	12	0	1
Rutledge, Lex	4	3	1.45	18	2	0	0	1	1	43.1	28	8	7	1	2	16	0	45	0	9
Taylor, Matt	4	13	3.77	25	25	0	0	0	0	138.1	134	78	58	5	7	61	1	106	0	15
Tolliver, Ashur	0	0	3.63	7	0	0	0	1	1	17.1	15	7	7	2	0	5	0	20	0	1
Torres, Dennis	1	3	3.22	25	0	0	0	1	3	44.2	41	18	16	2	2	28	1	37	0	4
Upperman, Casey	0	4	8.86	17	0	0	0	0	1	21.1	31	23	21	3	3	9	1	26	0	4
Wager, Brady	2	3	4.33	9	9	1	0	0	0	54.0	56	27	26	1	1	14	0	41	0	8
Winegardner, Tom	1	0	1.42	3	0	0	0	0	0	6.1	3	1	1	0	0	0	0	3	0	1
Team Total	54	82	4.27	136	136	2	6	24	41	1169.0	1162	649	554	66	68	494	8	995	6	121



Baltimore ORIOLES



Ryan MINOR

MANAGER

Born: January 5, 1974, Canton, OH

Resides: Salisbury, MD

NOTES: Is in his first season managing Delmarva after managing Frederick in 2013...Managed Delmarva for three seasons from 2010-12...Spent first two seasons in organization as hitting coach for the Shorebirds... Was originally drafted by Baltimore in the 33rd round of the 1996 First Year Player Draft...Spent the 2006 and 2007 seasons as a coach in independent ball, as hitting and infield coach for the York Revolution in 2007 and a coach for the Road Warriors in 2006.

PLAYING CAREER: Played 142 games in four major league seasons (1998-2001) with the Orioles and Montreal Expos...Is remembered by Orioles fans for taking Cal Ripken Jr.'s place at third base on September

20, 1998, the night Ripken ended his consecutive games played streak...Also played in the Seattle, Los Angeles Dodgers and Florida organizations from 2002-04...He spent the 2005 season with the independent Lancaster Barnstormers before ending his playing career.

PERSONAL: His wife, Allyson, is a native of Salisbury, MD...Attended the University of Oklahoma, where he played baseball and basketball...Was a two-time all-Big 8 Conference first team selection in basketball (1995 and 1996)...Was named 1994-95 Big 8 Player of the Year by Associated Press in his junior year as he averaged 23.6 points and 8.4 rebounds per game...Was runner-up to Kansas' Jacque Vaughn for the award as a senior in 1996...Was a 1995 third-team all-America selection by UPI and in 1996 was named a third-team all-American by NABC...Still ranks sixth on Oklahoma's all-time scoring list with 1,946 points...Was selected in the second round (32nd overall) by the Philadelphia 76ers in the 1996 NBA draft...That draft included Allen Iverson (1st overall), Ray Allen (5th), Kobe Bryant (13th) and Steve Nash (15th)...Was selected one pick after former Orioles LHP Mark Hendrickson in that draft...Won the 1994 College World Series as a member of the Oklahoma baseball team.

COACHING CAREER

2006	Coch, Road Warriors, Independent
2007	Hitting and Infield Coach, York Revolution, Independent
2008-09	Field Coach, Delmarva Shorebirds, South Atlantic League, A (Orioles)

RECORD AS MANAGER

Year	Class	Club	League	W-L	Pct
2010	A	Delmarva	South Atlantic	59-81	.421
2011	A	Delmarva	South Atlantic	55-85	.393
2012	A	Delmarva	South Atlantic	52-86	.377
2013	A	Frederick	Carolina	61-78	.439
CAREER TOTALS (4 years)				227-330	.408



Paco FIGUEROA

FIELD COACH

Born: February 19, 1983, Miami, FL

Resides: Coral Gables, FL

NOTES: Is in his second year as a coach in the Orioles organization.

PLAYING CAREER: Played eight seasons in the minors in the Orioles (six years, 2005-10), and Phillies (one year, 2011) organizations...Spent the final year of his playing career in the independent Atlantic League with the Southern Maryland Blue Crabs.

PERSONAL: First name is Francisco...Was selected by the Orioles in the ninth round of the 2005 First-Year Player Draft out of the University of Miami.

COACHING CAREER

2013	Field Coach, Aberdeen IronBirds, New York-Penn League, Short-A (Orioles)
2014-	Field Coach, Delmarva Shorebirds, South Atlantic League, A (Orioles)

Minor LEAGUES



Alan MILLS

PITCHING COACH



Born: October 18, 1966 Lakeland, FL

Resides: Brandon, FL

NOTES: Is in his fourth season as a professional pitching coach, his third in the Orioles organization and his first at Delmarva after spending 2012-13 with Aberdeen...Served as the pitching coach for Detroit's Short Season-A Oneonta club in 2008.

PLAYING CAREER: Appeared in 474 major leagues games over 12 seasons with the Orioles (346 games), Dodgers (86 games) and Yankees (42 games)...Had a career record of 39-32 with a 4.12 ERA and 15 saves...Pitched in three post-season series for Baltimore (1996 ALCS, 1997 ALDS and ALCS)...Was selected by the California Angels in the first round (eighth overall) of the 1986 secondary phase draft out of Polk State College...Also attended Tuskegee University until they abandoned baseball scholarships...Served as Head Baseball Coach at his alma mater, Kathleen High School in Lakeland, Florida in 2010 and 2011.

PERSONAL: Has four children; Tyson (17), Alana (13), Mason (11) and Ashton (born March 1, 2011).

COACHING CAREER

2008	Pitching Coach, Oneonta, New York-Penn League, Short-A (Tigers)
2012-13	Pitching Coach, Aberdeen IronBirds, New York-Penn League, Short-A (Orioles)
2014-	Pitching Coach, Delmarva Shorebirds, South Atlantic League, A (Orioles)

Trek SCHULER, A.T.C

ATHLETIC TRAINER



Born: April 15, 1968, Grand Forks, ND

Resides: Berlin, MD

NOTES: Is in his 15th season as an athletic trainer in the Orioles organization and returns to Delmarva, where he also spent the 2001-03 seasons...Joined the organization in 2000, serving as trainer at Gulf Coast before moving to Bluefield the next year...Prior to coming to the Orioles, served two years as athletic trainer for Sioux Valley Hospital in South Dakota...Was athletic trainer for the Thunder Bay (CN) Whiskey Jacks of the independent Northern League in 1998...Is certified by the National Athletic Trainers Association...Was named Carolina League Trainer of the Year in 2006.

PERSONAL: He and his wife, Angela, have an eight-year old son, Andrew...Received his BS degree in Physical Education from Mankato State in 1991, where he was also a student trainer...Played basketball two years ('87-'88) at the University of Minnesota-Crookston...Earned his Master of Science degree in Kinesiology from the University of North Dakota in 1998.

ATHLETIC TRAINING CAREER

2000	Athletic Trainer, Gulf Coast Orioles, Gulf Coast League, Rookie (Orioles)
2001-03	Athletic Trainer, Delmarva Shorebirds, South Atlantic League, A (Orioles)
2004-08	Athletic Trainer, Frederick Keys, Carolina League, A (Orioles)
2009-13	Athletic Trainer, Aberdeen IronBirds, New York-Penn League, A (Orioles)
2014-	Athletic Trainer, Delmarva Shorebirds, South Atlantic League, A (Orioles)

Trevor HOWELL

STRENGTH AND CONDITIONING COACH



Born: November 12, 1986 Waltham, MA

Resides: West Palm Beach, FL

NOTES: Is in his second year as the Strength and Conditioning coach for the Shorebirds.

PERSONAL: Received Bachelor of Science degree with a specialization in Exercise Science from the University of South Florida.

STRENGTH AND CONDITIONING CAREER

2012	Strength and Conditioning Coach, Bowie Baysox, Eastern League, AA (Orioles)
2013-	Strength and Conditioning Coach, Delmarva Shorebirds, South Atlantic League, A (Orioles)



Baltimore ORIOLES



ABERDEEN IRONBIRDS

New York-Penn League (SS-A)
Ripken Stadium
873 Long Drive
Aberdeen, MD 21001
(410) 297-9292
www.ironbirdsbaseball.com

OFFICIALS

Brad Cox- General Manager
Jason Vaughn- Public Relations
Matt Merullo- Manager
Scott Thomas- Field Coach
Justin Lord- Pitching Coach
Chris Poole- Athletic Trainer
Kevin Clark- Strength and Conditioning

2013 SEASON SUMMARY

Summary: The 2013 IronBirds clinched the franchise's first ever playoff berth...Aberdeen won the New York-Penn League's McNamara Division at 40-32, 3.5 games ahead of second-place Brooklyn...The 2013 club won a franchise record 19 extra-inning games, and turned the first triple play in IronBirds history on July 31 vs. Mahoning Valley...Aberdeen finished seventh with a .241 batting average in the 14-team New York Penn-League and 11th with a 3.29 staff ERA.

Player Highlights: **OF Conor Bierfeldt** tied the IronBirds' franchise record for home runs in a season (12), which was also good for second-most in the New York Penn-League in 2013...Led NYPL in slugging percentage (.511)...Tied for second in the league in extra-base hits (30) and total bases (118)...Named NYPL Offensive Player of the Week (8/26-9/2) and Topps New York-Penn League Player of the Month for August when he hit .345 (30-87) with five home runs and 18 RBI...**SS Jared Breen** hit in a franchise record 18 consecutive games, and led the team in stolen bases (14)...**LHP Donnie Hart** led the IronBirds in saves (5) and games pitched (19)...**1B Trey Mancini** set single season franchise records in hits (84) and batting average (.328), both good for second in the NYPL... He tied for third in the league in runs scored (43), and finished with the league's fourth-highest On-Base Percentage (.382)...Named to the New York-Penn League All-Star team...**RHP Sebastian Vader** set franchise records for most wins in a season by a right-handed pitcher (7), and for most career wins by a RHP (8)...Led team in wins (7), starts (13), innings pitched (85.1) and strikeouts (64)...Had the fourth-best BB/9IP ratio in the New York-Penn League (1.90), and held opponents to the fifth-lowest batting average in the league (.215)...**LHP Mitch Horacek** finished with the league's best WHIP (0.94) and 10th-lowest ERA (2.78)...**OF Mike Yastrzemski** was named Organizational Player of the Month for July, as hit he .337 (31-92) with two home runs and 12 RBI...He was selected to the New York-Penn League All-Star game...**CA Austin Wynns** and **RHP Jimmy Yacabonis** were also named NYPL All-Stars.

Minor LEAGUES



2013 ABERDEEN SHOREBIRDS STATISTICS

BATTERS	AVG	G	AB	R	H	2B	3B	HR	RBI	BB	IBB	SO	SB	CS	OBP	SLG	OPS	SF	SAC	HBP	DP	E
Barber, George	.160	27	75	8	12	0	1	1	3	4	0	16	1	1	.222	.227	.449	0	2	2	1	1
Bierfeldt, Conor	.264	62	231	38	61	15	3	12	36	28	0	65	4	2	.351	.511	.862	0	0	3	4	2
Breen, Jared	.223	63	238	36	53	6	2	0	13	17	1	51	14	7	.288	.265	.553	3	0	6	2	20
Capellan, Byron	.200	6	15	2	3	2	0	0	2	1	0	3	0	0	.250	.333	.583	0	0	0	0	2
Castagnini, Federico	.130	33	92	11	12	1	1	1	3	12	0	31	2	1	.236	.196	.432	1	1	1	2	6
Clevenger, Steve	.389	5	18	4	7	0	0	0	1	2	0	0	0	0	.450	.389	.839	0	0	0	1	1
Graham, Jack	.083	15	24	1	2	0	0	0	2	1	0	12	0	0	.120	.083	.203	0	0	0	1	0
Hart, Josh	.100	3	10	0	1	0	0	0	0	1	0	4	0	0	.182	.100	.282	0	0	0	0	0
Hernandez, Manny	.216	55	171	19	37	4	2	2	16	16	0	56	3	2	.295	.298	.593	0	0	3	4	3
Kalush, Scott	.120	22	50	9	6	0	0	2	8	3	0	15	0	0	.220	.240	.460	2	0	4	3	2
Kemp, Jeff	.240	48	154	25	37	9	1	3	20	11	0	50	8	2	.316	.370	.686	0	4	6	6	8
Kimmel, Sam	.277	39	148	19	41	6	3	1	16	9	0	24	7	3	.316	.378	.695	1	0	0	2	0
Ledesma, Ronarsy	.190	6	21	4	4	1	0	1	4	1	0	7	0	0	.227	.381	.608	0	0	0	0	1
Mancini, Trey	.328	68	256	43	84	18	2	3	35	20	2	43	3	1	.382	.449	.832	4	0	5	6	6
Murphy, Tanner	.273	6	11	0	3	0	0	0	0	2	0	2	0	1	.385	.273	.657	0	0	0	0	0
Perez, Pedro	.111	5	18	0	2	0	0	0	1	0	0	3	0	0	.111	.111	.222	0	0	0	0	0
Richards, Kris	.253	25	95	10	24	9	0	0	12	6	0	26	5	4	.301	.347	.648	1	1	1	4	5
Rust, Tanner	.219	34	105	14	23	2	0	1	6	9	0	34	3	2	.299	.267	.566	0	2	3	2	5
Schoop, Jonathan	.571	3	14	3	8	1	0	2	9	1	0	1	0	1	.600	1.071	1.671	0	0	0	0	0
Segui, Cory	.000	1	0	0	0	0	0	0	0	0	0	0	0	0	.000	.000	.000	0	0	0	0	0
Sisco, Chance	.200	2	5	1	1	0	0	0	0	1	0	2	0	0	.333	.200	.533	0	0	0	0	1
Vega, Anthony	.256	22	78	7	20	2	0	2	5	3	0	14	4	3	.287	.359	.643	0	0	0	0	1
Veloz, Hector	.213	56	202	17	43	7	1	5	27	17	0	70	4	2	.277	.332	.608	3	0	2	6	11
Viele, Justin	.300	3	10	2	3	1	0	0	0	2	0	2	0	0	.417	.400	.817	0	0	0	0	1
Wynns, Austin	.235	54	187	11	44	7	0	0	21	13	0	33	1	1	.284	.273	.557	3	0	1	5	2
Yastrzemski, Mike	.273	57	205	28	56	13	4	3	25	24	1	44	8	8	.362	.420	.781	1	0	5	2	0
Team Total	.241	72	2433	312	587	104	20	39	265	204	4	608	67	41	.309	.349	.657	19	10	42	51	88

PITCHERS	W	L	ERA	G	GS	CG	SHO	SV	SVO	IP	H	R	ER	HR	HB	BB	IBB	SO	BK	WP
Bill, Aughey	2	0	1.80	8	0	0	0	0	1	15.0	17	4	3	0	0	3	2	9	0	0
Brault, Steven	1	2	2.09	12	12	0	0	0	0	43.0	35	14	10	1	2	12	0	38	0	1
Cortright, Garrett	0	0	0.00	2	0	0	0	0	0	5.0	2	0	0	0	0	2	0	3	0	0
Cunningham, Nick	1	1	5.49	13	0	0	0	0	0	19.2	21	12	12	0	1	4	0	18	1	3
Figuerero, Jose	1	1	5.55	16	0	0	0	0	1	24.1	26	15	15	2	5	8	1	23	0	2
Green, Eric	0	0	4.82	6	0	0	0	0	0	9.1	9	5	5	0	3	6	0	5	0	5
Hammel, Jason	0	0	2.25	1	1	0	0	0	0	4.0	3	1	1	0	0	1	0	2	0	0
Hart, Donnie	3	1	2.25	19	0	0	0	5	6	24.0	24	10	6	0	3	7	2	26	0	0
Harvey, Hunter	0	1	2.25	3	3	0	0	0	0	12.0	11	4	3	0	0	4	0	15	0	1
Horacek, Mitch	5	4	2.78	12	11	0	0	0	0	64.2	54	24	20	1	1	7	1	45	0	4
Johnson, Steve	0	0	3.00	2	2	0	0	0	0	6.0	5	2	2	1	2	2	0	6	0	0
Joseph, Michael	1	1	5.40	16	0	0	0	1	2	25.0	33	15	15	0	1	11	1	14	0	5
Keller, Jon	1	0	3.00	1	0	0	0	0	0	3.0	1	1	1	0	0	1	0	2	0	1
Louico, Williams	1	1	7.24	11	0	0	0	0	2	13.2	23	15	11	0	0	8	0	11	0	4
Marino, Harry	2	0	0.82	9	0	0	0	1	1	11.0	10	1	1	0	1	5	0	9	0	0
Rennie, Luc	0	1	2.79	2	2	0	0	0	0	9.2	9	3	3	0	1	5	0	12	0	0
Rheault, Dylan	1	2	3.57	13	4	0	0	0	0	40.1	41	17	16	2	1	16	1	26	0	0
Richardson, David	2	1	6.38	8	2	0	0	2	2	18.1	20	13	13	0	3	7	0	16	0	2
Rivera, Jorge	2	2	4.41	13	4	0	0	0	1	32.2	29	18	16	1	2	18	0	27	2	3
Santana, Alex	1	1	2.14	16	2	0	0	1	2	33.2	23	8	8	1	4	18	1	48	1	1
Severino, Janser	3	4	3.92	18	9	0	0	0	1	62.0	59	32	27	1	8	21	0	57	2	10
Urban, Austin	3	5	3.32	13	7	0	0	1	2	57.0	60	30	21	1	3	29	2	37	0	1
Vader, Sebastian	7	3	2.43	14	13	0	0	0	0	85.1	70	30	23	1	3	18	0	64	0	7
Yacabonis, Jimmy	3	1	1.52	18	0	0	0	4	5	29.2	15	5	5	0	1	14	1	28	1	1
Team Total	40	32	3.29	72	72	0	6	15	26	648.1	600	279	237	12	45	227	12	541	7	51



Matt MERULLO

MANAGER

Born: August 4, 1965, Winchester, MA

Resides: Madison, CT

NOTES: Is in his second season as manager at Aberdeen after 13 years as Northeast Area scouting supervisor (1998-2010) for the Arizona Diamondbacks and two years of doing private baseball instruction in the northeast (2011-12).

PLAYING CAREER: Played six years in the big leagues (1989, 1991-95) with the White Sox, Indians and Twins...Made his major league debut April 12, 1989 for Chicago (AL) at Seattle and recorded his first major league hit, a single off Oakland's Dave Stewart, on April 14, 1989 in Chicago...Hit his first major league home run April 14, 1989 in Chicago off Oakland's Rick Honeycutt...His last major league homer was his only grand slam, August 5, 1995 for Minnesota against Kansas City's Billy Brewer.

PERSONAL: Matt and his wife, Chris, have three children: a son, Nick (21), and daughters Allie (18) and Carly (15)...Nick is a senior catcher at James Madison University...Is a third-generation professional baseball player as his grandfather, Lennie, was a shortstop for the Cubs in the 1940's and his father, Leonard, played in the Pirates organization in the 1960's.

RECORD AS MANAGER

Year	Class	Club	League	W-L	Pct.
2013	A	Aberdeen	New York-Penn	40-32	.556
CAREER TOTALS (1 year)				40-32	.556



Scott THOMAS

FIELD COACH

Born: March 21, 1985 in St. Louis, Missouri, US

Resides: Town and Country, MO

NOTES: Is in his second year as a coach in the Orioles organization and his first with Aberdeen...Spent the 2013 season as a Player/Coach with the Bowie Baysox.

PLAYING CAREER: Was drafted by the Boston Red Sox in the 43rd round of the 2003 June Draft and again in the 28th Round by the St. Louis Cardinals in the 2006 June Draft...Began his pro career in 2006 with the State College Spikes in the St. Louis Cardinals organization...Batted .385, collected 10 hits in 10 games with the GCL Cardinals in 2007...Split the 2012 season between Fredrick, Bowie, and Norfolk.

PERSONAL: Attended High School at Chaminade College School (Toronto, ON) and college at Missouri Baptist University (St. Louis, MO).

COACHING CAREER

2013 Player/Coach, Bowie Baysox, Eastern League, AA (Orioles)



Justin LORD

PITCHING COACH

Born: November 15, 1979, Dothan, AL

Resides: Grovetown, GA

NOTES: Is in his second year in the Orioles organization and first with Aberdeen after joining the organization with Delmarva in 2013...Spent four years as a pitching coach in independent baseball, serving the 2011-12 seasons as pitching coach for the Southern Illinois Miners of the independent Frontier League and the 2009-10 seasons as pitching coach of the Pensacola Pelicans of the independent American Association.

PLAYING CAREER: Prior to becoming a coach, Lord spent two seasons as a pitcher in the Royals organization (2001, 2003), one year in the Pirates organization (2004) and three seasons with the independent

St. Paul (MN) Saints (2006-08)...Missed the 2002 and 2005 seasons to injury...He was signed by the Royals as a non-drafted free agent out of Florida State University.

PERSONAL: Justin, and his wife, Amy, have a daughter, Abigail (4)...Has a degree in finance from Florida State University and earned his master's degree in sports psychology from California Southern University in 2013...Attended Marianna (FL) HS.

COACHING CAREER

2009-10	Pitching Coach, Pensacola Pelicans, American Association (Independent)
2011-12	Pitching Coach, Southern Illinois Miners, Frontier League (Independent)
2013	Pitching Coach, Delmarva Shorebirds, South Atlantic League, A (Orioles)
2014	Pitching Coach, Aberdeen IronBirds, New York-Penn League, Short-season A (Orioles)



Chris POOLE

ATHLETIC TRAINER

Born: January 4, 1988, Cheverly, MD

Resides: Columbia, MD

NOTES: Is in his second season as a full-time athletic trainer in the Orioles organization...Spent 2013 with the Gulf Coast League Orioles after serving as an intern with the major league athletic training staff during the 2010 and 2012 seasons...Worked as a graduate assistant athletic trainer for baseball and field hockey at William Paterson University in Wayne, NJ from August of 2010 to May of 2012...Is certified by the National Athletic Trainers Association.

PERSONAL: Received his Bachelor of Science degree in Athletic Training from Towson University in 2010 and received his Master's Degree in Exercise Science from William Paterson University in 2012.

ATHLETIC TRAINING CAREER

2010	Athletic Training Intern, Baltimore Orioles
2012	Athletic Training Intern, Baltimore Orioles
2013	Athletic Trainer, GCL Orioles, Gulf Coast League, R (Orioles)
2014-	Athletic Trainer, Aberdeen IronBirds, New York-Penn League, Short-season A (Orioles)



Kevin CLARK

STRENGTH & CONDITIONING COACH

Born: December 10, 1985, Tampa, FL

Resides: Tampa, FL

NOTES: Is in his second year as the Strength and Conditioning coach for the Ironbirds...Served as hitting coach at Hillsborough Community College in the spring of 2012 and 2013.

PLAYING CAREER: Spent four years in the Rockies organization and one with New Jersey of the Independent Canadian-American Association...Batted .262 with 43 homers and 194 RBI in 391 games over five minor league seasons...Finished his playing career in 2010.

PERSONAL: Attended State College of Florida, where he was a 2006 NJCAA All-American...Was drafted in the sixth round of the 2006 First-Year Player Draft by the Rockies...Was drafted by the Royals in the 31st round of the 2004 First-Year Player Draft but did not sign.

STRENGTH AND CONDITIONING CAREER

2013- Strength and Conditioning Coach, Aberdeen IronBirds, New York-Penn League, R (Orioles)





Baltimore ORIOLES



GULF COAST ORIOLES

Gulf Coast League (Rookie)

Twin Lakes Park
6700 Clark Road
Sarasota, FL 34241
(941) 923-1996

OFFICIALS

Juan "Orlando" Gomez- Manager

Wilson Alvarez- Pitching Coach
Milt May- Field Coach

Ramon Sambo- Field Coach

Greg Svarczkopf- Athletic Trainer

2013 SEASON SUMMARY

Summary: The Gulf Coast League Orioles finished the season 30-30, 5.0 games behind first-place GCL Red Sox in the Gulf Coast League's South division...The Orioles had the fifth-lowest staff ERA in the 16-team GCL at 3.24, and their .240 batting average was the league's ninth-best mark.

Player Highlights: **INF Justin Vele** was tied for the third-highest on-base percentage in the Gulf Coast League (.406)...**INF Ronarsy Ledesma** tied for the third-most doubles among Gulf Coast League batters (15)...**RHP Garrett Cortright** tied for fourth in the Gulf Coast League in wins (5)...**RHP Darriel Delgado** recorded the fifth-most saves in the league (7).

Minor LEAGUES



2013 GCL ORIOLES STATISTICS

BATTERS	AVG	G	AB	R	H	2B	3B	HR	RBI	BB	IBB	SO	SB	CS	OBP	SLG	OPS	SF	SAC	HBP	DP	E
Adair, Travis	.316	6	19	1	6	1	0	0	1	2	0	3	1	0	.381	.368	.749	0	0	0	1	0
Aguilar, Andres	.233	32	90	13	21	3	1	0	4	3	0	21	4	1	.263	.289	.552	1	1	1	1	0
Alvarez, Darriel	.444	3	9	2	4	2	1	1	2	1	0	1	0	0	.500	1.222	1.722	0	0	0	0	0
Beternit, Wilson	.375	5	16	1	6	2	0	0	3	2	0	2	0	0	.444	.500	.944	0	0	0	2	0
Capellan, Byron	.091	5	11	1	1	1	0	0	0	0	0	4	0	0	.091	.182	.273	0	1	0	0	0
Chavez, Zane	.231	5	13	0	3	1	0	0	0	2	0	3	0	0	.375	.308	.683	0	0	1	0	0
Clevenger, Steve	.231	4	13	0	3	0	0	0	1	0	0	3	0	0	.214	.231	.445	1	0	0	0	0
Ford, Lew	.375	3	8	3	3	1	0	0	0	1	0	3	0	0	.444	.500	.944	0	0	0	0	0
Frantini, Brett	.091	6	11	2	1	0	0	0	0	3	0	3	0	0	.286	.091	.377	0	1	0	0	0
Gassaway, Randolph	.246	36	122	13	30	8	1	0	8	10	0	19	3	1	.303	.328	.631	0	0	0	9	6
Hart, Josh	.228	33	123	14	28	5	2	0	9	13	0	23	11	3	.312	.301	.612	0	1	2	4	1
Heim, Jonah	.185	27	81	8	15	5	0	0	4	10	0	13	1	1	.275	.247	.522	0	0	0	5	0
Hunnicutt, Raymond	.138	16	29	2	4	1	0	0	4	5	0	8	5	1	.265	.172	.437	0	2	0	1	0
Lartiguez, Oswill	.284	33	102	12	29	3	2	0	12	4	0	18	4	4	.306	.353	.658	2	0	0	4	0
Ledesma, Ronarsy	.258	53	190	23	49	15	3	2	28	10	0	35	7	4	.319	.400	.719	2	1	8	4	12
Martinez, Jesus	.230	38	135	11	31	4	2	2	21	6	0	29	2	0	.268	.333	.601	0	0	1	2	1
Mosby, Michael	.250	4	12	4	3	1	0	0	1	1	0	6	1	0	.308	.333	.641	0	0	0	0	0
Mumme, Trent	.133	8	30	0	4	1	0	0	2	2	0	8	0	1	.182	.167	.348	1	0	0	0	0
Murphy, Alex	.231	31	91	11	21	7	1	1	9	12	0	16	3	1	.330	.363	.693	1	1	2	2	8
Pearce, Steve	.400	2	5	0	2	0	0	0	1	0	0	0	0	0	.400	.400	.800	0	0	0	0	1
Rona, Pita	.143	19	35	3	5	1	0	1	4	3	0	12	0	0	.211	.257	.468	0	0	0	2	2
Schoop, Jonathan	.360	8	25	9	9	2	0	3	9	6	0	6	0	0	.469	.800	1.269	1	0	0	2	1
Segui, Cory	.211	33	90	4	19	4	0	0	8	10	0	25	4	2	.311	.256	.567	2	0	4	3	3
Sisco, Chance	.371	31	97	15	36	4	1	1	11	17	0	21	1	1	.475	.464	.938	1	0	3	2	2
Thames, Eric	.375	5	16	4	6	1	0	0	3	4	0	1	2	0	.545	.438	.983	0	2	0	0	0
Vargas, Yariel	.215	45	149	11	32	4	0	0	14	15	0	37	0	0	.292	.242	.533	2	0	2	8	7
Vasquez, Oscar	.143	30	49	6	7	1	0	0	4	7	0	11	2	3	.250	.163	.413	0	2	0	2	3
Viele, Justin	.273	49	161	29	44	7	0	2	14	31	0	28	9	4	.406	.354	.760	0	6	5	2	7
Zorrilla, Andrickson	.201	49	169	23	34	8	1	3	18	30	0	60	8	1	.323	.314	.637	1	0	1	0	4
Team Total	.240	60	1901	225	456	93	15	16	195	210	0	419	68	28	.323	.330	.653	15	16	32	56	68

PITCHERS	W	L	ERA	G	GS	CG	SHO	SV	SVO	IP	H	R	ER	HR	HB	BB	IBB	SO	BK	WP
Ayers, Daniel	0	2	10.38	4	2	0	0	0	0	4.1	5	7	5	0	0	9	0	2	0	3
Bill, Auguey	3	0	1.08	5	0	0	0	0	0	8.1	5	2	1	1	0	1	0	6	0	0
Bleeker, Derrick	0	0	0.00	3	0	0	0	0	0	3.0	1	0	0	0	0	1	0	4	0	0
Bray, Jake	1	1	2.25	7	1	0	0	0	0	12.0	12	4	3	0	0	0	0	13	0	1
Clark, Zach	0	2	6.75	4	4	0	0	0	0	17.1	21	15	13	1	3	6	0	8	0	5
Cortright, Garrett	5	1	1.11	10	4	0	0	1	1	40.2	32	8	5	0	4	14	0	29	0	0
Crichton, Stefan	3	1	1.96	6	4	0	0	0	0	23.0	13	5	5	1	1	3	0	21	0	1
Delgado, Darriel	3	1	2.48	17	0	0	0	7	7	29.0	19	9	8	1	0	9	1	25	1	1
Dominguez, Dioni	2	0	1.26	9	0	0	0	2	2	14.1	5	2	2	0	0	13	0	20	2	0
Green, Eric	0	0	2.84	9	0	0	0	1	2	12.2	6	5	4	0	1	10	0	17	0	1
Grendell, Kevin	0	0	0.00	4	0	0	0	0	0	6.1	4	0	0	0	0	1	0	8	0	1
Harvey, Hunter	0	0	1.35	5	5	0	0	0	0	13.1	10	2	2	0	0	2	0	18	1	0
Hernandez, Ivan	0	1	5.50	9	6	0	0	0	0	18.0	18	14	11	1	2	4	0	14	0	6
Homick, Max	1	1	3.80	7	3	0	0	0	0	21.1	20	12	9	0	0	12	0	16	0	1
Isenia, Jonatan	1	2	3.24	13	0	0	0	1	2	25.0	19	10	9	2	5	8	0	24	1	2
Johnson, Steve	0	0	0.00	1	1	0	0	0	0	2.0	0	0	0	0	0	1	0	3	0	0
Keller, Jon	1	2	4.11	6	5	0	0	0	0	15.1	17	9	7	0	1	2	0	18	0	0
Kellogg, Caleb	4	1	2.19	15	0	0	0	0	1	24.2	17	8	6	0	0	10	0	27	1	5
Lin, Yi-Hsiang	0	3	4.40	8	0	0	0	0	2	14.1	10	8	7	1	2	9	0	17	0	1
McAdams, Sean	2	1	5.40	15	1	0	0	1	1	23.1	20	17	14	0	3	21	1	13	0	11
Nowotnick, Nik	0	1	2.45	5	0	0	0	1	2	7.1	12	4	2	0	1	3	0	5	0	0
Pinales, Elias	0	3	3.00	7	5	0	0	0	0	27.0	25	14	9	1	2	14	0	25	0	8
Pintar, Jake	2	0	2.66	15	0	0	0	3	4	20.1	18	6	6	0	1	9	0	16	0	0
Rodriguez, Julio	0	0	5.00	2	2	0	0	0	0	9.0	8	5	5	0	0	1	0	12	0	2
Salas, Domingo	0	2	6.86	6	4	0	0	0	0	21.0	25	17	16	1	2	7	0	21	0	5
Schreurs, Ron	1	3	2.95	10	2	0	0	0	0	36.2	25	13	12	0	1	15	0	28	0	7
Seabrooke, Travis	0	0	1.13	3	2	0	0	0	0	8.0	5	2	1	1	2	5	0	7	0	0
Staniewicz, Zach	1	1	3.94	12	2	0	0	0	2	32.0	35	17	14	0	3	16	0	21	2	10
Tarpley, Stephen	0	1	2.14	7	7	0	0	0	0	21.0	20	6	5	0	2	3	0	25	0	0
Wilson, Matt	0	0	13.50	2	0	0	0	0	0	2.2	7	4	4	0	0	2	0	2	0	0
Team Total	30	30	3.24	60	60	0	3	17	26	513.1	434	225	185	11	36	211	2	465	8	71



Juan "Orlando" GOMEZ

MANAGER

Born: June 24, 1946, Juan Diaz, PR

Resides: Juan Diaz, PR

NOTES: Is in his 10th season in the organization and his second straight season with the GCL Orioles... Spent the 2010-2012 past three seasons managing Frederick, where he led the Keys to the 2011 Carolina League championship in 2011 and was named winner of the Cal Ripken Sr. Player Development Award that year...Is the winningest manager in Keys history and the only manager with more than 200 wins in franchise history...Managed Delmarva in 2009 and Bluefield in 2008...Spent the 2005-06 seasons as batting practice pitcher on the Orioles major league staff...In addition to throwing batting practice, charted pitches on the radar gun at Camden Yards in 2005 and served as bullpen catcher in 2006...This year will mark Gomez's

50th season in professional baseball and his 37th year as a scout, coach or manager...Prior to coming to the Orioles, spent the previous four years in the Seattle organization and was the Mariners' bullpen coach his last two seasons...Was a coach for Triple-A Tacoma in 2002 and Double-A San Antonio in 2001...Following his 13-year minor league playing career, became manager at Single-A Medicine Hat in 1977...Managed the following two years in the Puerto Rican Amateur League before spending the following six seasons with the Texas Rangers...Was a scout for Texas, 1980-1981, and signed Ruben Sierra and Jose Guzman, among others...Was a coach for Double-A Tulsa in 1982 before managing at Class A Burlington in 1983 and returning to Tulsa as manager, 1984-1985...Joined the Indians' organization as a manager for Double-A Waterbury in 1986 and split the 1987 season between Triple-A Buffalo and Double-A Williamsport...Returned to the Rangers' system as manager for Single-A Gastonia, 1988-1990...Was named South Atlantic League Manager of the Year in 1989, after leading the club to the championship series...Joined the Rangers' major league staff as bullpen coach in 1991 and first base coach in 1992...Served as field coach for Single-A Bellingham in the Mariners' system, 1993-1994...Managed each of the next three seasons for the Mariners affiliates in Single-A Everett (1995 and 1997) and Double-A Port City (1996)...Served as bullpen coach for the Tampa Bay Devil Rays for three years, 1998-2000, before returning to the Seattle organization.

PLAYING CAREER: Graduated from Felipe Diaz HS in Puerto Rico in 1964 and later that season began his minor league career...Batted .220 in 667 minor league games as a catcher in the New York Yankees (1964-66) and Oakland A's (1967-76) systems.

PERSONAL: Wife's name is Nylsa...Has six children: Jimmie, John, Orlando, Juan, Rieny and Melanie...His son-in-law is former major league infielder and current Norfolk field coach Jose Hernandez.

COACHING CAREER

1982	Field Coach, Tulsa Drillers, Texas League, AA (Rangers)
1991	Bullpen Coach, Texas Rangers
1992	First Base Coach, Texas Rangers
1993-94	Field Coach, Bellingham Mariners, Northwest League, A (Mariners)
1998-2000	Bullpen Coach, Tampa Bay Devil Rays
2001	Field Coach, San Antonio Missions, Texas League, AA (Mariners)
2002	Field Coach, Tacoma Rainiers, Pacific Coast League, AAA (Mariners)
2003-2004	Bullpen Coach, Seattle Mariners
2007	Field Coach, Gulf Coast Orioles, Gulf Coast League, Rookie (Orioles)

RECORD AS MANAGER

Year	Class	Club	League	W-L	Pct
1977	A	Medicine Hat	Pioneer	29-41	.414
1983	A	Burlington	Midwest	71-68	.511
1984	AA	Tulsa	Texas	62-73	.459
1985	AA	Tulsa	Texas	60-76	.441
1986	AA	Waterbury	Eastern	66-73	.475
1987	AAA	Buffalo	Amer. Assoc.	11-22	.333
	AA	Williamsport	Eastern	46-63	.422
1988	A	Gastonia	South Atlantic	47-90	.343
1989	A	Gastonia	South Atlantic	92-48	.657
1990	A	Gastonia	South Atlantic	82-61	.573
1995	A	Everett	Northwest	37-39	.487
1996	AA	Port City	Southern	56-84	.400
1997	A	Everett	Northwest	29-47	.382
2008	A	Bluefield	Appalachian	29-36	.446
2009	A	Delmarva	South Atlantic	66-70	.485
2010	A	Frederick	Carolina	72-68	.514
2011*	A	Frederick	Carolina	80-59	.576
2012	A	Frederick	Carolina	62-77	.446
2013	A	Gulf Coast	Gulf Coast	30-30	.500
CAREER TOTALS (18 years)				1,027-1,125	.477

*- won league championship



Ramon SAMBO

FIELD COACH

Born: October 29, 1961, La Romana, DR

Resides: Bradenton, FL

NOTES: Is in his eighth season in the Orioles organization and his seventh season working with the GCL Orioles (five years as manager 2007, 2009-12)...Managed the Delmarva Shorebirds in 2008...Spent the previous 12 years in the Pirates organization as an outfield and base running coordinator, Latin American coordinator, hitting coach and manager in the Dominican Summer League...Has coached with the Toros baseball club in the Dominican Winter League since 1994.

PLAYING CAREER: Spent 10 minor league seasons with Philadelphia (1982-85), Cincinnati (1986-88), Milwaukee (1989), Chicago White Sox (1990) and California Angels (1991)...Originally signed with Philadelphia on June 10, 1982 as a non-drafted free agent...Named to the 1984 South Atlantic League All-Star team and All-Star honors in the 1989 Texas League...Attended White Sox spring training in 1990 as a non-roster invitee...Broke Midwest League stolen base record (98) in 1988 with Cedar Rapids.

PERSONAL: Resides in Bradenton, FL with wife Ada and daughter Yorangel (18).

COACHING CAREER

1997-98	Hitting Coach, Bradenton Pirates, Gulf Coast League Rookie (Pirates)
1999	Hitting Coach, Williamsport Crosscutters, New York-Penn League, A (Pirates)
2000-01	Hitting Coach, Bradenton Pirates, Gulf Coast League, A (Pirates)
2002-03	Hitting Coach, Williamsport Crosscutters, New York-Penn League, A (Pirates)
2004	Hitting Coach, Gulf Coast League Pirates, Gulf Coast League, Rookie (Pirates)
2005	Hitting Coach, Williamsport Crosscutters, New York-Penn League, A (Pirates)
2006	Hitting Coach, Lynchburg Hillcats, Carolina League, A (Pirates)
2013-	Field Coach, Gulf Coast Orioles, Gulf Coast League, A (Orioles)

RECORD AS MANAGER

Year	Class	Club	League	W-L	Pct
2007	Rookie	GCL Orioles	Gulf Coast	32-24	.571
2008	A	Delmarva	South Atlantic	78-61	.561
2009	Rookie	GCL Orioles	Gulf Coast	30-26	.536
2010	Rookie	GCL Orioles	Gulf Coast	25-34	.424
2011	Rookie	GCL Orioles	Gulf Coast	38-22	.633
2012	Rookie	GCL Orioles	Gulf Coast	25-35	.417
Totals	(6 seasons)			228-202	.530

Wilson ALVAREZ

PITCHING COACH



Born: March 24, 1970, Maricao, Venezuela

Resides: Lakewood Ranch, FL

NOTES: Is in his second year as a coach in the Orioles organization...Served as pitching coach for Team Venezuela in the 2013 World Baseball Classic.

PLAYING CAREER: His 102 wins over his 14-year career (1989-2005) are the fifth-most by a Venezuelan-born pitcher behind Freddy Garcia (156), Johan Santana (139), Carlos Zambrano (132) and Felix Hernandez (110)...Was inducted into the Venezuelan Baseball Hall of Fame and Museum...Went 102-92 in 355 big league appearances (263 starts) with a 3.96 ERA and was an All-Star for the White Sox in 1994...Picked up his first major league win August 11, 1991 at Baltimore as he threw a no-hitter...Struck out Mike Devereaux that day for his first strikeout...Picked up his first major league save April 7, 1992 at California...Was Tampa Bay's Opening Day starter in 1998 and 1999.

PERSONAL: Wilson has three daughters: Vanessa (4/16/93), Viviana (1/16/95) and Valentina (7/15/00)...Once struck out 21 batters in a Little League game and represented Venezuela in international tournaments at every age level and threw 12 no-hitters in international competition.

COACHING CAREER

2013	Pitching Coach, Venezuela, World Baseball Classic
2013-	Pitching Coach, Gulf Coast Orioles, Gulf Coast League, Rookie (Orioles)



Baltimore ORIOLES



Milt MAY

FIELD COACH

Born: August 1, 1950, Gary, IN

Resides: Bradenton, FL

NOTES: Is in his fifth year as a coach in the Orioles organization and his fifth year with the Gulf Coast League club...2014 will be his 40th season in professional baseball (17 years as a player and 23 as a scout, coach or coordinator)...In 1991 and 1992, when he served as hitting coach for the Pirates, they led the NL in runs scored.

PLAYING CAREER: Played 15 seasons (1,192 games) in the major leagues with Pittsburgh, Houston, Detroit, Chicago (AL) and San Francisco...Played against the Orioles in the 1971 World Series with the Pirates and reached the NLCS again the following year...At the age of 21, delivered a game-winning pinch-hit

single for Pittsburgh with two outs in the seventh inning of Game 4 of the 1971 World Series against Baltimore...Was a .263 career hitter in the big leagues with 77 homers and 443 RBI...His .310 batting average in 1981 was seventh-best in the National League and his .376 on-base percentage that year was good for eighth in the NL...Finished 25th in NL MVP balloting in 1981...Hit his first major league home run May 29, 1971 against the Cubs off Bill Hands...Recorded his first major league hit, a pinch-hit single, September 9, 1970 off of St. Louis' Reggie Cleveland...Drove in the one millionth run in major league history with a three-run home run May 4, 1975 for Houston at San Francisco.

PERSONAL: Was originally drafted in the 11th round of the 1968 draft by the Pittsburgh Pirates out of high school and made his major league debut in September of 1970...Milt and his wife, Brenda, have two children, Milton "Scott" Jr. (38) and Merily (35)...They have three granddaughters (Merrill, Healey and Penelope) and three grandsons (Harrison, Waide and Milton Scott)...Milt's father, Merrill "Pinky" May, was a third baseman for the Phillies from 1939-43 and a minor league manager from 1947-72...Pinky played in 665 major league games and was an All-Star in 1940.

COACHING CAREER

1985	Major League Advance Scout, Pittsburgh Pirates
1986	Roving Instructor, Pittsburgh Pirates
1987-1996	Hitting Coach, Pittsburgh Pirates
1997-98	Hitting Coach, Florida Marlins
1999	Pitching Coach, Colorado Rockies
2000	Major League Scout, Colorado Rockies
2001	Minor League Hitting Coordinator, Pittsburgh Pirates
2002	Hitting Coach, Tampa Bay Devil Rays
2010-	Field Coach, Gulf Coast Orioles, Gulf Coast League, Rookie (Orioles)



Greg SVARCZKOPF, A.T.C., C.S.C.S.

ATHLETIC TRAINER

Born: June 18, 1981, Baltimore, MD

Resides: Morrisville, PA

NOTES: Is in his seventh year in the Orioles organization...Prior to joining the Orioles, he spent five years in minor league hockey, working for the Fresno Falcons in 2008-09, the Flint Generals in 2007-2008, the Pensacola IcePilots (2006-07) and Trenton Devils (2004-06)...Is a member of the National Athletic Trainers Association and Professional Hockey Athletic Trainers Society and the Society of Professional Hockey Equipment Managers.

PERSONAL: Graduated from Chesapeake HS in Pasadena, MD...Received Athletic training degree from University of Indianapolis in Indianapolis, IN.

STRENGTH AND CONDITIONING CAREER

2009-11	Strength and Conditioning Coach, Bowie Baysox, Eastern League, AA (Orioles)
2012	Athletic Trainer, Baltimore Orioles Florida Complex
2013	Athletic Trainer, Delmarva Shorebirds, South Atlantic League, A (Orioles)
2014-	Athletic Trainer, Gulf Coast League Orioles, Gulf Coast League, A (Orioles)

Minor LEAGUES



2013 DOMINICAN SUMMER LEAGUE SEASON SUMMARY

Summary: The DSL Orioles 1 finished 37-33, 9.5 games behind first-place DSL Giants in the Boca Chica Baseball City Division...The DSL Orioles 2 finished the season 33-38, 17.0 games behind first-place DSL Cubs in the Boca Chica South Division...The two clubs finished with a combined record of 70-71.

Highlights: **OF Alex Mercedes** led the DSL in hits (84), tied for fourth in batting (.336), and fifth in both slugging (.488) and OPS (.906)...He was selected to the Dominican Summer League All-Star team...**RHP Inocencio Heredia** finished fourth in the DSL in saves (12)...**RHP Rafael Moreno** tied for the second-lowest ERA in the DSL (1.23) and tied for the third-most wins in the league (7)...He was named a Dominican Summer League All-Star...**RHP Yeraldo Fermin** tied for second-most wins in the DSL (8)...**LHP Wilmer Aquino** struck out the fourth-most batters in the DSL (76)...**RHP Francisco Jimenez** was named a DSL All-Star...**Elvis Morel** managed in the 2013 DSL All-Star Game.

Felipe ALOU, JR.

DIRECTOR, DOMINICAN REPUBLIC ACADEMY

Born: November 29, 1978 Santo Domingo, DR

Resides: Santo Domingo, DR

NOTES: In his sixth year with the Orioles, Alou will oversee operations of the Orioles' complex in the Dominican Republic...Prior to joining the Orioles, Alou served as assistant to the Dominican Baseball Commissioner in 2007 (a branch of the MLB Commissioner's office).

PLAYING CAREER: Was drafted in the 42nd round of the 1998 First Year Player Draft by the Kansas City Royals...Attended Canada College in Redwood City, CA...Was an outfielder in the Royals organization for three seasons...Played for the Montreal Royals in the only season of the Canadian Baseball League (2003)...Played nine seasons for Escogido of the Dominican Winter League (1998-2006).

PERSONAL: Is the son of former major league player and manager Felipe Alou Sr...Is the brother of Moises Alou and Luis Alou...Cousin of former major league pitcher Mel Rojas...Has two daughters: Ashley (12/23/01) and Emily (11/3/05).



Nelson Norman
Director of Dominican Baseball
Operations/Manager
DSL Orioles Team 2



Miguel Jabalera
Field Coordinator
San Pedro De Macoris Orioles



Elvis Morel
Manager
San Pedro De Macoris
Orioles Team 1



Robert Perez
Pitching Coach
San Pedro De Macoris
Orioles Team 1



Dionis Pascual
Pitching Coach
San Pedro De Macoris
Orioles Team 2



Ramon Caraballo
Field Supervisor
San Pedro De Macoris Orioles



Benny Adames
Hitting Coach
San Pedro De Macoris Orioles



Ruben Francisco
Field Coach
San Pedro De Macoris Orioles



Ramon Lubo
Catching Coach
San Pedro De Macoris Orioles



NOT PICTURED:
Ludovino Alonzo Marte
Athletic Trainer
San Pedro De Macoris Orioles

Jorge Perozo
Dominican Academy Admin.

Franklin Garcia
Dominican Equipment Manager



Baltimore ORIOLES

2013 DSL ORIOLES 1 STATISTICS

BATTERS	AVG	G	AB	R	H	2B	3B	HR	RBI	BB	IBB	SO	SB	CS	OBP	SLG	OPS	SF	SAC	HBP	DP	E
Acosta, Rael	.239	56	188	17	45	6	0	3	30	31	0	42	0	3	.349	.319	.668	8	0	5	4	6
Alexander, Rochendrick	.187	68	246	34	46	4	6	1	25	15	1	92	3	1	.247	.264	.511	4	2	6	3	4
Betemit, Felipe	.356	17	45	7	16	1	1	0	2	10	0	5	1	3	.491	.422	.913	0	1	2	1	3
Betemit, Felipe	.313	35	115	13	36	3	1	0	9	13	0	17	2	4	.386	.357	.743	2	3	2	3	5
Colla, Richard	.117	24	60	9	7	1	0	0	1	6	0	28	3	2	.209	.133	.342	0	3	1	0	5
De La Cruz, Alexander	.130	10	23	0	3	0	0	0	6	3	0	5	0	0	.259	.130	.390	0	0	1	2	0
Duran, Brailyn	.160	35	94	9	15	2	0	1	10	7	0	36	1	1	.233	.213	.446	0	0	2	0	2
Flores, Pedro	.140	18	43	6	6	2	0	0	1	5	0	4	1	1	.245	.186	.431	0	0	1	2	1
Flores, Pedro	.162	44	136	11	22	2	0	0	6	15	0	20	1	2	.250	.176	.426	0	2	1	2	6
Guerra, Byron	.118	10	34	4	4	1	0	0	2	2	0	3	2	0	.184	.147	.331	1	1	1	2	1
Labrador, Alexander	.047	19	43	1	2	0	0	0	1	3	0	9	0	0	.109	.047	.155	0	0	0	2	3
Lamas, Sergio	.137	39	95	11	13	1	2	0	3	9	0	41	1	2	.248	.189	.437	0	1	5	1	8
Larez, Carlos	.159	44	44	9	7	0	1	0	2	8	0	13	4	1	.288	.205	.493	0	1	0	1	0
Medina, Victor	.230	69	248	24	57	13	1	1	20	20	1	60	4	4	.297	.302	.600	3	3	5	9	7
Mercedes, Alex	.336	67	250	47	84	15	10	1	28	31	2	20	19	6	.418	.488	.906	5	2	8	2	2
Pezzarossi, Paolo	.067	6	15	1	1	1	0	0	1	2	0	8	0	1	.176	.133	.310	0	0	0	0	0
Pichardo, Miguel	.148	36	115	15	17	3	3	0	9	9	0	54	1	4	.214	.226	.440	1	3	1	3	7
Rodriguez, Carlos	.205	53	156	20	32	5	2	0	8	23	0	48	10	4	.332	.263	.594	1	4	7	0	4
Salas, Guillermo	.252	70	258	40	65	10	4	0	25	22	1	63	9	4	.329	.322	.650	3	10	9	1	29
Soto, Ronald	.240	29	96	10	23	4	0	0	10	8	0	20	2	0	.318	.281	.599	0	0	3	1	4
Soto, Ronald	.241	45	145	12	35	5	0	1	18	14	0	33	2	0	.315	.297	.612	3	0	3	1	8
Taveras, Junior	.245	59	200	14	49	6	0	1	25	21	1	14	2	5	.322	.290	.612	3	2	3	11	11
Team Total	.218	70	2253	278	492	75	30	8	209	235	6	565	63	42	.305	.289	.594	29	33	60	45	113

PITCHERS	W	L	ERA	G	GS	CG	SHO	SV	SVO	IP	H	R	ER	HR	HB	BB	IBB	SO	BK	WP	
Almonte, Jefferies	4	4	1.51	23	0	0	0	5	8	35.2	30	9	6	0	2	11	0	36	0	4	
Aquino, Wilmer	6	3	2.89	14	1	1	0	0	0	84.0	78	33	27	2	3	16	0	76	0	6	
Bautista, Miguel	2	2	4.32	15	0	0	0	0	1	33.1	32	17	16	1	3	18	1	28	0	7	
Bolivar, Miguel	3	0	4.03	20	0	0	0	0	0	2	38.0	36	21	17	1	4	17	1	21	1	10
Cuevas, Yanuel	2	5	2.94	14	14	0	0	0	0	70.1	69	33	23	2	3	10	0	53	1	10	
Floranus, Wendell	3	3	1.51	15	1	1	0	0	0	77.2	66	15	13	2	2	18	1	43	1	6	
Gonzalez, Luis	2	1	1.35	9	0	0	0	1	3	13.1	10	4	2	0	0	4	1	23	0	4	
Herrera, Alvin	3	3	2.43	19	0	0	0	4	5	40.2	41	15	11	0	3	18	1	33	0	3	
Leoncio, Tomas	2	0	3.00	13	8	0	0	0	0	39.0	32	17	13	0	4	18	0	44	0	9	
Martinez, Leybi	0	0	6.52	7	0	0	0	0	0	9.2	8	7	7	0	0	8	0	10	0	1	
Moreno, Rafael	7	2	1.23	14	14	1	0	0	0	80.2	74	19	11	4	2	16	0	63	1	6	
Palin, Nelson	0	0	4.63	9	0	0	0	0	0	11.2	8	7	6	1	2	11	0	5	0	0	
Palumbo, Angelo	0	3	7.61	13	3	0	0	0	0	23.2	27	22	20	0	0	19	0	13	0	2	
Salas, Johan	0	1	4.85	6	0	0	0	0	0	13.0	13	13	7	1	0	13	0	5	0	4	
Soler, Fernando	0	2	8.00	14	2	0	0	0	0	18.0	25	18	16	2	2	15	0	11	1	4	
Sosa, Carlos	3	4	2.01	18	0	0	0	2	6	31.1	32	10	7	0	5	11	1	31	0	5	
Team Total	37	33	2.93	70	70	3	9	12	25	620.0	581	260	202	16	35	223	6	495	5	81	

Minor LEAGUES

2013 DSL ORIOLES 2 STATISTICS

BATTERS	AVG	G	AB	R	H	2B	3B	HR	RBI	BB	IBB	SO	SB	CS	OBP	SLG	OPS	SF	SAC	HBP	DP	E
Alvarado, Nicanor	.061	10	33	2	2	1	0	0	0	4	0	10	0	0	.162	.091	.253	0	0	0	0	3
Betemit, Felipe	.286	18	70	6	20	2	0	0	7	3	0	12	1	1	.307	.314	.621	2	2	0	0	2
Cabrera, Jaciel	.099	33	71	8	7	1	0	0	3	10	1	26	1	0	.238	.113	.351	0	1	3	0	9
Chaves, Luis	.162	43	142	13	23	6	0	3	18	14	0	65	3	2	.248	.268	.516	2	0	3	0	1
Colla, Richard	.265	22	68	6	18	3	1	1	5	7	0	25	2	1	.333	.382	.716	2	0	1	2	6
Colla, Richard	.195	46	128	15	25	4	1	1	6	13	0	53	5	3	.276	.266	.541	2	3	2	2	11
De Freitas, Nelio	.171	14	41	1	7	1	0	0	3	2	0	8	0	0	.244	.195	.440	0	0	2	1	3
De La Cruz, Alexander	.292	13	48	3	14	3	0	0	5	2	0	6	0	0	.346	.354	.700	0	0	2	3	2
De La Cruz, Alexander	.239	23	71	3	17	3	0	0	11	5	0	11	0	0	.316	.282	.598	0	0	3	5	2
Fajardo, Daniel	.310	43	129	13	40	8	0	0	14	7	1	11	2	1	.341	.372	.713	2	1	0	4	5
Flores, Pedro	.172	26	93	5	16	0	0	0	5	10	0	16	0	1	.252	.172	.424	0	2	0	0	5
Franco, Daniel	.264	57	227	22	60	3	0	0	2	26	0	58	21	14	.348	.278	.625	0	2	3	1	0
Galastica, Gonzalo	.238	30	80	4	19	1	1	0	5	6	0	24	1	4	.307	.275	.582	0	0	2	3	12
Gil, Geremias	.171	22	70	4	12	5	0	1	5	9	0	16	1	3	.263	.286	.548	1	0	0	2	2
Laureano, Carlos	.211	61	223	28	47	5	2	3	22	29	0	70	7	10	.321	.291	.612	2	4	8	6	4
Lizardo, Yeridolfo	.200	11	35	4	7	1	1	1	3	6	0	11	1	2	.349	.371	.720	0	1	2	0	2
Martinez, Rockny	.297	56	192	22	57	5	2	0	17	12	0	29	11	8	.352	.344	.696	1	1	5	6	4
Medina, Robertico	.191	61	215	21	41	6	0	3	18	19	0	88	6	2	.269	.260	.529	0	0	4	3	29
Mena, Kelvin	.200	28	90	9	18	5	0	0	8	13	0	28	0	1	.308	.256	.563	0	0	1	3	0
Mora, Ivan	.214	39	112	11	24	7	1	1	7	4	0	19	5	1	.258	.321	.580	1	1	3	3	1
Pichardo, Miguel	.180	29	89	7	16	4	0	0	7	12	0	33	3	2	.284	.225	.509	0	2	1	0	13
Pichardo, Miguel	.162	65	204	22	33	7	3	0	16	21	0	87	4	6	.246	.225	.471	1	5	2	3	20
Rifaela, Ademar	.244	63	221	38	54	12	5	0	18	41	3	48	4	8	.375	.344	.719	1	0	6	7	1
Soto, Ronald	.245	16	49	2	12	1	0	1	8	6	0	13	0	0	.310	.327	.637	3	0	0	0	4
Team Total	.224	71	2298	229	514	80	13	14	180	242	5	616	69	61	.308	.288	.596	17	17	46	47	124
PITCHERS	W	L	ERA	G	GS	CG	SHO	SV	SVO	IP	H	R	ER	HR	HB	BB	IBB	SO	BK	WP		
Alvarado, Cristian	1	7	4.10	13	13	0	0	0	0	59.1	47	34	27	4	9	12	0	69	0	10		
Diaz, Elvis	1	2	3.90	14	0	0	0	0	0	27.2	21	15	12	2	1	6	1	22	1	4		
Fermin, Yeraldo	8	0	1.41	19	0	0	0	4	7	57.1	48	14	9	1	1	7	0	51	0	4		
Garcia, Miguel	1	1	1.29	9	4	0	0	0	0	21.0	12	5	3	0	4	5	0	15	0	2		
Heredia, Inocencio	1	3	2.55	27	0	0	0	12	16	35.1	30	17	10	1	0	8	0	41	0	4		
Jimenez, Francisco	4	4	1.60	14	13	0	0	0	0	67.2	52	24	12	2	6	19	0	63	1	12		
LeFranc, Lu Franc-Cito	0	3	5.85	12	9	0	0	0	0	32.1	25	25	21	0	2	40	0	30	1	8		
Liranzo, Jesus	0	1	8.71	6	2	0	0	0	0	10.1	13	18	10	2	3	6	0	9	0	4		
Liranzo, Jesus	0	1	9.24	9	3	0	0	0	2	12.2	16	21	13	2	4	12	0	13	0	5		
Lizardo, Yeridolfo	0	0	0.00	1	0	0	0	0	0	1.0	0	0	0	0	1	1	0	2	0	0		
Magallanes, Neomar	0	0	5.00	11	0	0	0	0	0	18.0	19	12	10	0	1	11	0	10	0	4		
Marrugo, Yeizer	3	4	1.68	13	13	0	0	0	0	59.0	50	26	11	1	3	29	0	29	0	4		
Medina, Cesar	5	1	3.09	16	0	0	0	0	0	32.0	24	14	11	1	4	15	0	24	1	5		
Mercedes, Daniel	0	1	4.32	18	0	0	0	3	3	33.1	29	22	16	0	2	18	0	31	0	7		
Ortiz, Elvin	0	2	6.75	11	1	0	0	0	0	14.2	13	14	11	0	4	11	0	23	0	8		
Pacheco, Johalis	4	4	1.84	14	9	0	0	1	1	53.2	42	15	11	2	5	19	0	59	0	2		
Rosario, Jose	1	3	2.49	16	0	0	0	2	4	50.2	48	20	14	2	2	10	3	44	0	4		
Valdez, Juan	4	2	0.82	14	7	0	0	1	1	54.2	31	8	5	1	1	12	0	34	0	2		
Team Total	33	38	2.77	71	71	0	6	23	62	628.0	504	283	193	19	49	229	4	556	4	84		



Baltimore ORIOLES

ACOSTA, RAUEL A. [1B]

HT: 6-4; **WT:** 210; **B:** R; **T:** R; **Signed by:** Fred Ferreira, Enrique Constante; **Born:** December 23, 1995, Santo Domingo, DR
Resides: Santo Domingo, DR; **Acquired:** Signed by the Orioles as a non-drafted free agent on March 5, 2013

YEAR CLUB	AVG	G	AB	R	H	2B	3B	HR	RBI	SH	SF	HBP	BB	IB	SO	SB	CS	GDP	SLG	OBP	E
2013 DSL Orioles 1 (R)	.239	56	188	17	45	6	0	3	30	0	8	5	31	0	42	0	3	4	.319	.349	6
Minor Lg. Totals	.239	56	188	17	45	6	0	3	30	0	8	5	31	0	42	0	3	4	.319	.349	6

2013: Collected a career-high four hits in a game on August 16 against the DSL Padres...Recorded a career-high six-game hitting streak from July 6-13...Led the DSL Orioles with 30 RBI...Tied for the DSL Orioles team-lead with 31 walks.

AGUILAR, ANDRES [OF]

HT: 5-11; **WT:** 175; **B:** R; **T:** R; **Signed by:** Fred Ferreira, Ronald Hurtarte; **Born:** January 12, 1994, Guatemala City, Guatemala;
Resides: Guatemala City, Guatemala; **Acquired:** Signed as a non-drafted free agent on February 4, 2012

YEAR CLUB	AVG	G	AB	R	H	2B	3B	HR	RBI	SH	SF	HBP	BB	IB	SO	SB	CS	GDP	SLG	OBP	E
2012 GCL Orioles (R)	.234	37	111	14	26	5	0	0	6	2	0	4	6	0	25	2	1	3	.279	.298	1
2013 GCL Orioles (R)	.233	32	90	13	21	3	1	0	4	1	1	1	3	0	21	4	1	1	.289	.263	0
Minor Lg. Totals	.234	69	201	27	47	8	1	0	10	3	1	5	9	0	46	6	2	4	.284	.282	1

2013: Began season with a seven-game hitting streak (June 21-July 4)...**2012:** Began season with an eight-game hitting streak (June 19-July 4)...Ended season on a six-game hitting streak (August 20-25)...Had season-high three hits in season opener on June 19.

ALEXANDER, ROCHENDRICK ROSHAL [OF]

HT: 6-3; **WT:** 189; **B:** R; **T:** R; **Signed by:** David Stockstill, Ernst Meyer; **Born:** November 10, 1994, Willemstad, Curacao;
Resides: Willemstad, Curacao; **Acquired:** Signed by the Orioles as a non-drafted free agent on August 2, 2011

YEAR CLUB	AVG	G	AB	R	H	2B	3B	HR	RBI	SH	SF	HBP	BB	IB	SO	SB	CS	GDP	SLG	OBP	E
2012 DSL Orioles (R)	.210	22	81	11	17	4	0	0	4	0	0	2	5	0	28	3	3	0	.259	.273	2
2013 DSL Orioles 1 (R)	.187	68	246	34	46	4	6	1	25	2	4	6	15	1	92	3	1	3	.264	.247	4
Minor Lg. Totals	.193	90	327	45	63	8	6	1	29	2	4	8	20	1	120	6	4	3	.263	.253	6

2013: Began the season hitting safely in six of his first seven games...Was second on the team with six triples...Recorded eight multi-hit games...**2012:** Began season with a six-game hitting streak (June 4-11)...Had five multi-hit games.

ALMONTE, JEFFERIES MOISES (ZABALA) [RHP]

HT: 6-2; **WT:** 200; **B:** R; **T:** R; **Born:** May 29, 1992, Santo Domingo, DR; **Resides:** Santo Domingo, DR; **Acquired:** Signed by the Orioles as a minor league free agent on May 21, 2013

YEAR CLUB	W	L	ERA	G	GS	CG	SHO	SV	IP	H	R	ER	HR	HB	BB	IB	SO	WP	BK	E
2011 DSL Marlins (R)	2	3	3.60	12	0	0	0	3	15.0	9	10	6	1	1	15	2	9	4	0	1
2012 DSL Marlins (R)	1	7	3.72	15	9	0	0	1	58.0	59	38	24	1	6	25	1	33	9	1	1
2013 DSL Orioles 1 (R)	4	4	1.51	23	0	0	0	5	35.2	30	9	6	0	2	11	0	36	4	0	0
Minor Lg. Totals	7	14	2.98	50	9	0	0	9	108.2	98	57	36	2	9	51	3	78	17	1	2

2013: Did not allow an earned run in his first 13 games (23.2IP)...Won his first two games of the season...Recorded a strikeout in all, but two games...Was tied for second on the team with a 1.51 ERA...Went 3-2 with one save and a 0.00 ERA in 10 games (17.2IP) in June...Finished July with a 1-0 record with a save and a 0.82 ERA (11.0IP, 1ER)...Led the DSL Orioles with five saves...**2012:** Compiled a 1.98 ERA (13.2IP, 3ER) in six games as a reliever...Struck out a career-high five batters twice (June 29 & July 5)...Earned his only win on July 5, tossing 6.2 IP and allowing 1 ER on 5 H, 0 BB, while striking out five...**2011:** Earned the win in his first career game, tossing 2.0 IP and allowing 1 H with 3 BB and 1 SO on June 8.

Minor LEAGUES



ALVARADO, CRISTIAN SANTO [RHP]

HT: 6-2; **WT:** 165; **B:** R; **T:** R; **Signed by:** David Stockstill, Jesus Alfaro, Calvin Maduro; **Born:** September 20, 1994, Acarigua, Edo. Portuguesa, Venezuela; **Resides:** Municipio Guacara, Edo. Carabobo, Venezuela; **Acquired:** Signed by the Orioles as a non-drafted free agent on August 23, 2011

YEAR CLUB	W	L	ERA	G	GS	CG	SHO	SV	IP	H	R	ER	HR	HB	BB	IB	SO	WP	BK	E
2012 DSL Orioles (R)	2	3	3.68	13	13	0	0	0	66.0	58	31	27	1	14	21	0	51	14	1	1
2013 DSL Orioles 2 (R)	1	7	4.10	13	13	0	0	0	59.1	47	34	27	4	9	12	0	69	10	0	1
Minor Lg. Totals	3	10	3.88	26	26	0	0	0	125.1	105	65	54	5	23	33	0	120	24	1	2

2013: Struck out eight batters in three straight games from June 26-July 9...Owned a 1.80 ERA (20.0IP, 4ER) walking one and striking out 22 in August...Led the team with 69 strikeouts...**2012:** Was second on the DSL Orioles in games started (13)...Finished third on the team in innings pitched (66.0)...Struck out a season-high 10 in 7.0 IP on August 18.

ALVARADO, NICANOR REYES [OF]

HT: 6-3; **WT:** 205; **B:** R; **T:** R; **Signed by:** Fred Ferreira, Enrique Constante; **Born:** June 22, 1994, Santo Domingo, DR;
Resides: Santo Domingo, DR; **Acquired:** Signed by the Orioles as a non-drafted free agent on August 1, 2013

YEAR CLUB	AVG	G	AB	R	H	2B	3B	HR	RBI	SH	SF	HBP	BB	IB	SO	SB	CS	GDP	SLG	OBP	E
2013 DSL Orioles 2 (R)	.061	10	33	2	2	1	0	0	0	0	0	0	4	0	10	0	0	0	.091	.162	3
Minor Lg. Totals	.061	10	33	2	2	1	0	0	0	0	0	0	4	0	10	0	0	0	.091	.162	3

2013: Recorded a single in his first professional game...Notched his only extra-base hit on August 13, going 1-3 with a double.

ALVAREZ, DARIEL [OF]

HT: 6-2; **WT:** 180; **B:** R; **T:** R; **Signed by:** Fred Ferreira, Joel Bradley, Gustavo Bencid; **Born:** November 7, 1988, Camaguey, Cuba; **Resides:** Hialeah, Florida; **Acquired:** Signed by the Orioles as a non-drafted free agent on July 24, 2013

YEAR CLUB	AVG	G	AB	R	H	2B	3B	HR	RBI	SH	SF	HBP	BB	IB	SO	SB	CS	GDP	SLG	OBP	E
2013 GCL Orioles (R)	.343	22	79	9	27	4	1	4	10	0	0	0	4	0	11	1	2	4	.570	.373	0
Frederick (A)	.444	3	9	2	4	2	1	1	2	0	0	0	1	0	1	0	0	0	1.222	.500	1
Bowie (AA)	.194	9	31	2	6	0	0	1	1	0	0	0	1	0	9	0	0	2	.290	.219	1
Minor Lg. Totals	.342	22	79	9	27	4	1	4	10	0	0	0	4	0	11	1	2	4	.570	.373	2

2013: Began his professional career going 2-3 with 2 R, 1 3B and hit a home run with the GCL Orioles on August 12...Collected multiple hits in two of his three games with the GCL Orioles...Recorded a career-high four hits on August 17, went 4-5 with 3 R, 2 2B and hit a home run...Collected multiple hits in his first three games with the Keys and notched multiple hits in seven of his 10 games with the Keys...Played his first game with the Baysox on August 26...Had a four-game hit-streak from August 29-September 2.

AQUINO, WILMER E. [LHP]

HT: 5-9; **WT:** 170; **B:** L; **T:** L; **Signed by:** Felipe Rojas, David Stockstill; **Born:** December 5, 1991, Santo Domingo, DR;
Resides: San Cristobal, DR; **Acquired:** Signed by the Orioles as a non-drafted free agent on February 17, 2010

YEAR CLUB	W	L	ERA	G	GS	CG	SHO	SV	IP	H	R	ER	HR	HB	BB	IB	SO	WP	BK	E
2010 DSL Orioles (R)	0	1	6.23	11	3	0	0	1	17.1	11	13	12	0	5	24	0	25	7	0	0
2011 DSL Orioles (R)	1	0	2.77	12	3	0	0	0	26.0	20	8	8	2	1	21	1	27	6	1	0
2012 DSL Orioles (R)	3	4	2.92	14	14	0	0	0	71.0	59	39	23	0	6	41	0	73	15	0	0
2013 DSL Orioles 1 (R)	6	3	2.89	14	14	1	1	0	84.0	78	33	27	2	3	16	0	76	6	0	1
Minor Lg. Totals	10	8	3.18	51	34	1	1	1	198.1	168	93	70	4	15	102	1	201	34	1	1

2013: Struck out the fourth-most batters in the DSL (76)...**2012:** Led the DSL Orioles in strikeouts (73) and games started (14)...Was second on the team in innings pitched (71.0)...Struck out a career-high eight batters over four innings on July 25...Allowed only one hit over seven innings of work on July 31...**2011:** Was 1-0 with a 3.00 ERA (15IP, 5ER) and 17 strikeouts in 9 relief appearances for the DSL Orioles...**2010:** Recorded his first professional save on August 18 against the DSL Cubs...Tossed a career-high 4.0 innings and struck out a career-high seven on August 4 against the DSL Rockies.



Baltimore ORIOLES

AYALA, LUIS IGNACIO [RHP]

HT: 6-2; **WT:** 175; **B:** R; **T:** R; **Born:** January 12, 1978, Los Mochis, Mexico; **Resides:** Chandler, AZ; **Acquired:** March 23, 2014; signed by the Orioles as a free agent to a minor league contract

YEAR	CLUB	W	L	ERA	G	GS	CG	SHO	SV	IP	H	R	ER	HR	HB	BB	IB	SO	WP	BK
1997	Saltillo	7	5	4.62	37	2	0	0	0	62.1	76	37	32	3	3	21	4	30	2	1
1998	Saltillo	7	8	5.62	47	4	0	0	7	83.1	105	52	52	2	4	45	13	29	3	0
1999	Saltillo	7	3	1.71	61	0	0	0	41	79.0	54	17	15	1	3	22	5	28	3	0
2000	Saltillo	5	3	2.76	55	0	0	0	25	65.1	69	22	20	4	3	13	1	38	1	0
2001	Salem-1	0	1	4.05	13	0	0	0	7	13.1	19	10	6	0	2	5	0	10	2	1
	Saltillo	1	2	2.03	33	0	0	0	21	40.0	34	11	9	2	0	11	4	34	0	0
2002	Saltillo	3	5	1.68	49	0	0	0	23	53.2	43	16	10	2	7	15	2	43	0	0
	Ottawa-2/3	0	0	3.52	6	0	0	0	0	7.2	7	3	3	1	0	4	0	6	0	0
2003	GCL Expos	0	0	0.00	2	2	0	0	0	3.2	2	0	0	0	0	2	0	2	0	0
	MONTREAL	10	3	2.92	65	0	0	0	5	71.0	65	27	23	8	5	13	3	46	1	0
2004	MONTREAL	6	12	2.69	81	0	0	0	2	90.1	92	30	27	6	5	15	2	63	3	1
2005	WASHINGTON	8	7	2.66	68	0	0	0	1	71.0	75	23	21	7	6	14	4	40	0	0
2006	INJURED - DID NOT PITCH																			
2007	Potomac	0	0	0.00	3	1	0	0	0	2.2	1	0	0	0	0	1	0	1	0	0
	Columbus	0	0	1.29	5	0	0	0	0	7.0	4	1	1	1	1	2	0	5	0	1
	WASHINGTON	2	2	3.19	44	0	0	0	1	42.1	43	16	15	5	1	12	0	28	1	0
2008	WASHINGTON	1	8	5.77	62	0	0	0	0	57.2	63	41	37	6	4	22	4	36	1	0
	NEW YORK (NL)-4	1	2	5.50	19	0	0	0	9	18.0	23	12	11	3	0	2	0	14	0	0
2009	MINNESOTA-5	1	2	4.18	28	0	0	0	0	32.1	38	18	15	4	3	8	0	21	0	0
	New Orleans-6	0	0	0.00	9	0	0	0	4	10.0	4	0	0	0	0	3	0	10	0	0
	FLORIDA	0	3	11.74	10	0	0	0	0	7.2	12	10	10	1	1	6	3	7	0	0
2010	Albuquerque-7	1	3	4.50	14	0	0	0	4	14.0	14	8	7	1	1	7	3	10	1	0
	Reno-8	0	6	7.86	18	0	0	0	0	26.1	38	23	23	1	3	11	1	17	0	0
	Colorado Springs-9	1	1	4.91	4	0	0	0	0	7.1	8	4	4	2	0	0	0	4	1	0
2011	Scranton/W-B-10	0	0	1.80	3	0	0	0	0	5.0	6	1	1	0	0	0	0	7	0	0
	NEW YORK (AL)	2	2	2.09	52	0	0	0	0	56.0	51	17	13	5	6	20	3	39	2	1
2012	BALTIMORE-11	5	5	2.64	66	0	0	0	1	75.0	81	27	22	7	4	14	3	51	2	0
2013	BALTIMORE	1	0	9.00	2	0	0	0	0	2.0	4	2	2	1	0	0	0	2	0	0
	Mississippi-12	0	0	0.00	3	0	0	0	0	3.0	2	0	0	0	1	0	0	2	0	0
	Gwinnett	0	1	6.48	8	0	0	0	0	8.1	9	6	6	1	0	5	0	8	0	0
	ATLANTA	1	1	2.90	37	0	0	0	0	31.0	34	10	10	1	0	13	2	20	1	0
	Mexican Lg Totals	30	26	3.24	282	6	0	0	117	383.2	381	155	138	14	20	127	29	202	9	1
	Minor Lg Totals	2	12	4.24	88	3	0	0	15	108.1	114	56	51	7	8	40	4	82	4	2
	BALTIMORE TOTALS	6	5	2.81	68	0	0	0	1	77.0	85	29	24	8	4	14	3	53	2	0
	American League	9	9	2.83	148	0	0	0	1	165.1	174	64	52	17	13	42	6	113	4	1
	National League	29	38	3.56	386	0	0	0	18	389.0	407	169	154	37	22	97	18	254	7	1
	ML Totals	38	47	3.34	534	0	0	0	19	554.1	581	233	206	54	35	139	24	367	11	2

2013: Traded to Atlanta in exchange for minor league LHP Chris Jones, April 10...Appeared in two games for the O's, recording the win on April 5 vs. MIN (1.2 scoreless IP)...**2012:** Allowed one ER or fewer in 59 of his 66 appearances...Pitched to a 1.76 ERA (15.1IP, 3ER) in a 13-game stretch, 7/15-8/15...Had 13 straight scoreless appearances (15.2IP) to start the season (4/7-5/6)...On 4/26 vs. TOR, earned his first save since 9/23/08...Tossed more than 1.0 inning in 25 of his 66 outings, pitching to a 2.57 ERA (42.0IP, 12ER) in those games...Made 10 (April & July) or 11 (May, June, August & September) appearances in each full month of the season...Pitched to a 0.68 ERA (52.2IP, 4ER) in 45 games on either one (22G) or two (23G) days of rest and a 7.25 ERA in his other 21games (22.1IP, 18ER)...Made five scoreless appearances (5.1IP, 3H, BB, 4K) in extra-inning games...Held hitters to a .236/.293/.348 line with RISP (99PA) and a .216/.273/.255 line with RISP and 2 outs (55 PA)...Earned 5th win, 9/19 @SEA, stranding the bases loaded in the bottom of the 10th...Struck out season-high three, 6/12 vs. PIT...Posted a 2.34 ERA (34.2IP, 9ER) in 32 games vs. the AL East (0.00 in 8G vs. TOR, 1.04 in 8G vs. TB, 2.89 in 8G vs. NYY & 5.00 in 8G vs. BOS)...Pitched to a 1.00 ERA (9.0IP, ER, 9K) in seven Interleague games...Made one appearance in the ALDS vs. NYY, allowing 2H and recording a strikeout in Game 4...**2011:** Spent the season with the Yankees, posting a 2.09 ERA (56.0IP, 13ER) in 52 appearances...Did not allow an earned run in 44 of his 52 appearances...Struck out season-high three, August 10 vs. LAA...Lowered season ERA from 9.00 to 1.33 in a 25-game stretch, April 5-July 6, posting a 0.72 ERA (25.0IP, 2ER)...Tossed more than 1.0 inning 18 times, including season-high 2.0IP eight times...Posted a 1.53 ERA (29.1IP, 5ER) in 25 games at Yankee Stadium (24K, 7BB)...Had ERA under 1.00 in both May (0.82 in 11.0IP) and June (0.96 in 9.1IP)...Was on the DL, April 10-May 11...Made three rehab appearances for Triple-A Scranton/Wilkes-Barre, allowing one ER in 5.0IP (7K, 0BB)...Pitched to a 0.92 ERA (19.2IP, 2ER) and converted all 12 of his save opportunities for Yaqis de Oregon in the Mexican Winter League...**2010:** Combined at the Triple-A level with three organizations (Los Angeles-NL, Colorado and Arizona) to go 2-10 with a 6.42 ERA (47.2IP, 34ER) and four saves in 36 relief appearances...Following the season, combined to go 2-0 with a 2.27 ERA (35.2IP, 9ER) and 12 saves in 33 games with the Yaqis de Oregon and Aguilas de Mexicali of the Mexican Pacific League...Made four relief appearances in the Caribbean World Series for Mexico, and earned two saves, not allowing a run in 5.0IP (2H, 1K, 2BB)...**2009:** Combined to go 1-5 with a 5.63 ERA (40.0IP, 25ER) and four saves in 38 relief appearances with Minnesota and Florida...Began the season

Minor LEAGUES



with the Twins and went 1-2 with a 4.18 ERA (32.1IP, 15ER) with three saves in 28 appearances out of the bullpen...Was released and placed on waivers in June and claimed by the Marlins in July...With Florida, went 0-3 with a 11.74 ERA (7.2IP, 10ER) and one save in 10 relief appearances...**2008:** Went 2-10 with a 5.71 ERA (75.2IP, 48ER) and nine saves in 81 combined appearances with Washington and New York-NL...Began the season with Washington and went 1-8 with a 5.77 ERA (57.2IP, 37ER) in 62 relief appearances...Was traded to New York-NL on 8/17 in exchange for a player to be named later (INF Anderson Hernandez) and made 19 relief appearances with the Mets, going 1-2 with nine saves and a 5.50 ERA (18.0IP, 11ER)...Did not allow a run in 13 of those 19 appearances and finished the season tied for 5th among all NL relievers in games...**2007:** Began the season on the 15-day DL, recovering from "Tommy John" surgery performed on his right elbow...Was reinstated from the DL on 6/20 and went 2-2 with one save and a 3.19 ERA (42.1IP, 15ER) in 44 appearances with Washington...Earned the win in the final Major League game at RFK Stadium on 9/23 vs. PHI...**2006:** Missed the entire season recovering from "Tommy John" surgery performed on his right elbow on 3/30 by Dr. Lewis Yocum and Nationals team orthopedist Dr. Ben Shaffer...**2005:** Spent the entire season with Washington, going 8-7 with a 2.66 ERA (71.0IP, 21ER) and one save in 68 relief appearances...Held the opposition scoreless in 53 of his 68 appearances and tied for first in wins among NL relievers...**2004:** Went 6-12 with seven saves and a 2.69 ERA (90.1IP, 27ER) in 81 appearances with the Expos, establishing career highs in games, innings pitched, strikeouts (63) and ERA...Led all Montreal relievers in appearances, ranking eighth in the NL...Pitched in every series of the season, except two (6/11-13 @SEA and 8/27-8/29 vs. SD)...Recorded his first ML hit on 4/9 off the Mets' David Weathers at Hiram Bithorn Stadium in San Juan, P.R. **2003:** In 65 relief appearances with the Expos, went 10-3 with five saves and a 2.92 ERA (71.0IP, 23ER)...Led all NL rookies in wins and ranked 4th in appearances...Recorded his first Major League win on 4/19 vs. CIN at Hiram Bithorn Stadium, striking out one batter in 1.1IP in relief...Allowed just five of his 30 inherited runners to score (16.7%)...**2002:** Began the season with the Saraperos de Saltillo of the Mexican Summer League and went 3-5 with a 1.68 ERA (53.2IP, 10ER) and 23 saves in 49 relief appearances...Had his contract purchased by Triple-A Ottawa on 8/18 where he made six relief outings (0-0, 3.52 ERA)...Was signed by Arizona as a minor league free agent following the season, then selected by Montreal in the Rule 5 Draft on 12/16...**2001:** Began the season with Single-A Salem of the Rockies organization and made 13 relief appearances, going 0-1 with seven saves and a 4.05 ERA (13.1IP, 6ER)...Had his contract purchased by Saltillo of the Mexican League in May where he went 1-2 with 21 saves and a 2.03 ERA (40.0IP, 9ER) in 33 relief appearances...**2000:** Was loaned by Colorado to Saltillo and was 5-3 with 25 saves and a 2.76 ERA, allowing 20ER in 65.1IP in relief...Recorded saves in each of his last 10 appearances of the season...**1999:** Went 7-3 with a 1.71 ERA (79.0IP, 15ER), establishing a Mexican Summer League record with 41 saves...**1998:** Spent the entire season with Saltillo and was 7-8 with seven saves and a 5.62 ERA, allowing 52ER in 83.1IP in 47 games (four starts)...**1997:** Made his professional debut with Saltillo and went 7-5 with a 4.62 ERA (62.1IP, 32ER) in 37 games (2 starts).

AYERS, DANIEL PRESTON [LHP]

HT: 6-3; **WT:** 205; **B:** L; **T:** L; **Signed by:** Bob Szymkowski; **Born:** March 24, 1995, Columbus, IN; **Resides:** Columbus, IN; **Acquired:** Orioles 25th round selection in the 2013 First Year Player Draft

YEAR	CLUB	W	L	ERA	G	GS	CG	SHO	SV	IP	H	R	ER	HR	HB	BB	IB	SO	WP	BK	E
2013	GCL Orioles (R)	0	2	10.38	4	2	0	0	0	4.1	5	7	5	0	0	9	0	2	3	0	0
	Minor Lg. Totals	0	2	10.38	4	2	0	0	0	4.1	5	7	5	0	0	9	0	2	3	0	0

2013: Made his professional debut on August 9, tossed a scoreless frame...**Personal/Amateur:** Attended Columbus North High School.

BAKER, AARON HAWKINS [INF]

HT: 6-2 **WT:** 240 **B:** L **T:** R; **Born:** September 10, 1987, Denton, TX; **Resides:** Denton, TX; **Acquired:** On July 30, 2011 from the Pittsburgh Pirates in exchange for infielder Derrek Lee

YEAR	CLUB	AVG	G	AB	R	H	2B	3B	HR	RBI	SH	SF	HBP	BB	IB	SO	SB	CS	GDP	SLG	OBP	E
2009	State College (A)	.247	62	227	38	56	15	7	3	32	2	3	2	32	4	54	2	0	3	.414	.341	1
2010	West Virginia (A)	.253	125	459	64	116	34	2	18	79	4	5	11	52	0	115	3	6	5	.453	.340	19
2011	Bradenton (A)	.282	103	386	53	109	21	3	15	73	2	8	1	44	3	92	1	2	7	.469	.351	8
	Frederick (A)	.386	12	44	8	17	3	0	2	9	0	1	2	6	1	9	0	0	0	.591	.472	0
	Bowie (AA)	.196	15	46	2	9	2	0	0	3	0	2	0	0	0	19	0	0	1	.239	.188	0
2012	Aberdeen (A)	.250	1	4	0	1	2	0	0	0	0	0	0	0	0	2	0	0	0	.500	.250	0
	Frederick (A)	.266	89	319	44	85	18	3	22	72	1	2	6	36	2	77	7	3	9	.549	.350	6
	Bowie (AA)	.429	2	7	1	3	1	0	0	4	0	0	0	2	0	2	0	0	0	.571	.556	0
2013	Bowie (AA)	.251	60	215	28	54	13	2	5	21	0	1	1	26	0	51	1	2	9	.400	.333	5
	Frederick (A)	.113	14	53	3	6	4	0	1	5	0	0	0	3	0	16	0	0	2	.245	.161	0
Minor Lg. Totals		.259	483	1760	241	456	112	17	66	298	9	22	23	201	10	437	14	13	36	.455	.339	39

2013: Reached base safely in 20 straight games from April 8 to May 5, collecting a hit in 18 of the 20 games...Hit a home run in his first game with the Baysox on April 4...Hit .275 (22-80) with 3 2B and 3 HR in April...Hit two home runs in a game on July



Baltimore ORIOLES

11 vs. Richmond, finished the game going 2-3 with 3 R, 2 HR and collected 6 RBI...Matched his season-high three hits with the Fredrick Keys on July 22 against Winston-Salem...**2012:** Finished tied for the Carolina League lead and was second among Orioles minor leaguers in home runs (22)...Named an MiLB.com Organization All-Star...Was sixth in the CL in RBI (72)...Hit 13 home runs in his last 31 games with Keys...Led Frederick in RBI (72) and was second on the team in total bases (175)...Was third on the club in runs scored (44), doubles (18) and walks (36)...Twice named the Carolina League Player of the Week (June 18-24 and July 2-8)...**2011:** Acquired on July 30, 2011 from the Pittsburgh Pirates in exchange for infielder Derrek Lee...In 12 games with Single-A Frederick Baker hit .386 and had a slugging percentage of .591...Named to Florida State League Mid-Season All-Star Team...**2010:** Named to South Atlantic League Mid-Season All-Star Team...**2009:** Tied for New York-Penn League lead in triples (7)...**Personal/Amateur:** Originally selected by Pittsburgh in the 11th round of the 2009 First Year Player Draft.

BAUTISTA, MIGUEL ANGEL (TEJEDA) [RHP]

HT: 5-11; **WT:** 170; **B:** R; **T:** R; **Born:** December 11, 1992, San Cristobal, DR; **Resides:** San Cristobal, DR; **Acquired:** Signed by the Orioles as a minor league free agent on May 31, 2013

YEAR	CLUB	W	L	ERA	G	GS	CG	SHO	SV	IP	H	R	ER	HR	HB	BB	IB	SO	WP	BK	E
2011	DSL Mets 1 (R)	2	3	3.86	15	1	0	0	1	21.0	23	16	9	2	3	9	0	18	4	3	2
	DSL Mets 2 (R)	1	0	3.24	8	1	0	0	0	16.2	11	7	6	0	1	10	0	11	3	0	0
2012	DSL Mets 1 (R)	3	0	4.03	18	2	0	0	1	29.0	25	14	13	1	9	12	3	25	5	0	2
2013	DSL Orioles 1 (R)	2	2	4.32	15	0	0	0	0	33.1	32	17	16	1	3	18	1	28	7	0	0
Minor Lg. Totals		8	5	3.96	53	4	0	0	2	100.0	91	54	44	4	16	49	4	82	19	3	4

2013: Tossed 2.0 scoreless innings with two strikeouts in his first win of the season on June 26 vs. the DSL Giants...Threw a season-high 5.0 IP on June 7 vs. DSL Padres...Earned the win on August 8 against the DSL Giants, hurling 3.2 IP, giving up 3 H with 1 BB, while striking out three...**2012:** In July and August, owned a 1.41 ERA (19.2IP, 3 ER)...Maintained a 2-0 record with a save and a 0.57 ERA (15.2 IP, 1 ER) in 10 games at home...Struck out at least one batter in all, but four games...**2011:** Earned his first career win on June 24, tossing five innings, allowing an earned run, while striking out a season-high four.

BEAL, JESSE FRANKLIN [RHP]

HT: 6-7; **WT:** 217; **B:** S; **T:** R; **Signed by:** Dean Albany; **Born:** July 12, 1990, Washington, DC; **Resides:** Fairfax Station, VA; **Acquired:** Orioles 14th Round selection in the 2008 First Year Player Draft

YEAR	CLUB	W	L	ERA	G	GS	CG	SHO	SV	IP	H	R	ER	HR	HB	BB	IB	SO	WP	BK	E
2008	GCL Orioles (R)	0	1	5.14	5	0	0	0	0	7.0	9	4	4	0	0	1	0	8	0	0	0
2009	Bluefield (R)	5	5	4.26	13	13	0	0	0	74.0	77	44	35	3	1	8	0	41	2	1	0
2010	Delmarva (A)	7	6	3.86	19	19	0	0	0	114.1	122	56	49	8	2	23	0	64	4	2	2
2011	INJURED - DID NOT PITCH																				
2012	Delmarva (A)	2	4	4.70	27	0	0	0	3	59.1	71	42	31	4	3	19	1	45	5	1	0
2013	Frederick (A)	3	1	4.71	40	0	0	0	3	72.2	94	46	38	4	3	24	1	67	4	0	0
Minor Lg. Totals		17	17	4.32	104	32	0	0	6	327.1	373	192	157	19	9	75	2	225	15	4	2

2013: Finished the season tied for the Carolina League lead in holds (6)...Went 1-0 with a 2.40 ERA (15.0IP, 4ER) in June...**2012:** Led Single-A Delmarva in appearances (27)...Struck out a season-high five batters over a season-high 4.0 innings of work against Hickory on July 14...**2011:** Beal did not pitch in the 2011 season due to injury...**2010:** Was named to the South Atlantic League's Northern Division All-Star Team...Tied for the club lead with 7 wins...Went 3-0 with a 2.27 ERA (39.2IP, 10ER) with 23 strikeouts and six walks in six starts in May...Issued more than two walks only once all season (three, June 5 at Hagerstown)...**2009:** Tied for the Appalachian League lead with 13 starts...Finished second in the league in innings pitched (74.0) and tied for sixth in wins (5)...Led Bluefield in wins and innings pitched, finished second in strikeouts (41) and walked only eight batters all season...Picked up his first career win June 28 at Kingsport when he tossed 6.0 innings and allowed two earned runs...Struck out a career-high six batters August 12 at Pulaski...**2008:** Ended season on a 5.0-inning scoreless streak...**Personal/Amateur:** Graduated from South County (VA) HS.

BECK, SANDER RICHEY [RHP]

HT: 6-3; **WT:** 215; **B:** R; **T:** R; **Signed by:** Dean Albany; **Born:** October 3, 1990, Millersville, MD; **Resides:** Millersville, MD; **Acquired:** Orioles 33rd Round selection in the 2011 First Year Player Draft

YEAR	CLUB	W	L	ERA	G	GS	CG	SHO	SV	IP	H	R	ER	HR	HB	BB	IB	SO	WP	BK	E
2012	Aberdeen (A)	4	3	2.44	17	0	0	0	1	44.1	28	18	12	4	2	21	2	59	7	0	0
2013	Delmarva (A)	1	1	2.61	14	0	0	0	3	20.2	14	8	6	1	3	7	0	24	4	1	0
Minor Lg. Totals		5	4	2.49	31	0	0	0	4	65.0	42	26	18	5	5	28	2	83	11	1	0

Minor LEAGUES



2013: Struck out a season-high four batters on July 30 and again on August 14...Tied for second on the team with three saves...Began the season on a five game scoreless streak, a total of 6.2 IP...Allowed 2 ER in his first 10 games...**2012:** Led Single-A Aberdeen in strikeouts (59)...Tied for the team lead in wins (4)...Was third on the club in appearances (17)...Held batters to a .177 batting average, the 4th-lowest in the New York-Penn League among relievers...Had the third-highest SO/IP Ratio in the league at 11.98, striking out 59 batters over 44.1 innings...**Personal/Amateur:** Attended the University of Maryland.

BERMUDEZ, RONALD [OF]

HT: 6-0; **WT:** 193; **B:** R; **T:** R; **Born:** June 6, 1988, Maracaibo, Venezuela; **Resides:** Maracaibo, Venezuela; **Acquired:** Signed by the Orioles as a free agent on November 20, 2013

YEAR	CLUB	AVG	G	AB	R	H	2B	3B	HR	RBI	SH	SF	HBP	BB	IB	SO	SB	CS	GDP	SLG	OBP	E
2006	DSL Red Sox (R)	.257	47	179	30	46	9	5	0	12	3	0	3	21	0	38	7	0	4	.363	.345	2
2007	DSL Red Sox (R)	.349	65	229	37	80	19	3	3	39	1	1	3	42	2	34	12	9	3	.498	.455	0
2008	Lowell (R)	.201	57	214	24	43	9	3	3	17	0	2	2	11	1	47	4	2	4	.313	.245	1
2009	Lowell (R)	.258	70	252	31	65	11	1	1	27	2	3	5	9	0	54	12	4	5	.321	.294	2
2010	Greenville (A)	.281	95	363	55	102	28	3	10	54	0	4	6	30	0	81	4	3	14	.457	.342	4
	Salem (A)	.239	24	71	7	17	6	0	0	6	2	0	1	6	0	13	0	0	3	.324	.308	1
2011	Salem (A)	.194	9	31	5	6	3	0	0	3	1	0	1	2	0	4	1	0	1	.290	.265	0
	Pawtucket (AAA)	.261	57	180	20	47	15	1	3	21	2	1	0	9	0	26	0	1	4	.406	.295	0
	Portland (AA)	.292	19	72	6	21	2	1	0	6	1	0	0	2	0	22	0	1	1	.347	.311	0
2012	Pawtucket (AAA)	.163	17	43	5	7	1	1	0	2	0	1	1	2	0	11	1	0	2	.233	.213	0
	Portland (AA)	.278	47	158	15	44	9	1	2	15	0	1	1	7	0	29	4	3	4	.386	.311	0
2013	Pawtucket (AAA)	.258	46	163	22	42	10	1	0	17	3	2	2	6	0	30	0	2	11	.331	.289	3
	Portland (AA)	.268	21	71	11	19	1	0	1	9	1	1	0	6	0	15	1	2	3	.324	.321	1
Minor Lg. Totals		.266	574	2026	268	539	123	20	23	228	16	16	25	153	3	404	46	27	59	.381	.323	14

2013: Played 46 games with Pawtucket and hit .333 (17-51) against LHP with 5 2B and 8 RBI...Collected 10 multi-hit games with the PawSox, including three three-hit games...**2012:** Batted .254 (51-201) with 10 doubles, 17 RBI, and 20 runs in 64 games between Double-A Portland and Triple-A Pawtucket after enduring three stints on the DL...Did not commit an error in 107 total chances at all three outfield positions...Hit .345 (19-55) in his first 17 games with the Sea Dogs from April 15-May 5 after beginning the season on the DL...Promoted to Triple-A on May 24 but then missed most of June with two trips to the DL...After the season, played in 22 regular season games and then went 8-20 (.400) in five playoff contests for Caracas of the Venezuelan Winter League...**2011:** Hit .261 (74- 283) with 20 doubles, three home runs, and 30 RBI in 85 games between Single-A Salem, Portland and Pawtucket...Did not commit an error in a combined 144 total chances at all three outfield positions...Transferred from Salem to Pawtucket on May 8 and then to Portland on August 8...After the season, played in 26 games for Caracas of the VWL...**2010:** Appeared in a career-high 119 games between Single-A Greenville and Salem...Earned South Atlantic League Mid-Season All-Star honors...Led Drive qualifiers in AVG (.281) and SLG (.457)...Named SAL Player of the Week for June 28-July 6 (.524, 11-21, 3 HR, 9 RBI)...Transferred to Salem on August 7...Hit .250 (8-32) with one homer and 7 RBI in 15 games for Caracas of the VWL...**2009:** Ranked among Lowell leaders in games (1st, 70), sac hits (T-1st, 2), sac flies (T-1st, 3), and at-bats (2nd, 252)...Paced club qualifiers with a .315 clip (28- 89) in July...Hit .339 (21- 62) over his last 16 regular-season tilts, August 21-September 6...Named Red Sox Minor League Defensive Player of the Month for August/September...Went 2-12 (.167) in three playoff games...**2008:** Made his domestic debut with Lowell...**2007:** Named Red Sox Minor League Latin Program Player of the Year after leading the Dominican Summer League with a .349 clip (80-229)...Also ranked among DSL leaders in doubles (T-1st, 19), OBP (3rd, .455), hits (T-4th, 80), and SLG (5th, .498)...**2006:** Began his pro career with the DSL Red Sox.

BERNADINA, RODERICK HENRY [OF]

HT: 5-10; **WT:** 167; **B:** R; **T:** R; **Signed by:** Ernst Meyer; **Born:** August 10, 1992, Willemstad, Curacao; **Resides:** Willemstad, Curacao; **Acquired:** Signed by the Orioles as a non-drafted free agent on July 31, 2009

YEAR	CLUB	AVG	G	AB	R	H	2B	3B	HR	RBI	SH	SF	HBP	BB	IB	SO	SB	CS	GDP	SLG	OBP	E
2010	DSL Orioles (R)	.242	70	223	37	54	13	3	1	26	4	2	7	30	0	38	13	8	4	.341	.347	4
2011	GCL Orioles (R)	.239	51	184	30	44	14	3	4	28	2	3	8	22	0	26	6	2	2	.413	.341	1
2012	Aberdeen (A)	.259	30	116	19	30	5	1	0	14	0	2	1	9	0	19	4	0	2	.319	.313	3
	Delmarva (A)	.298	31	104	8	31	4	0	2	12	2	0	3	9	0	21	3	1	2	.394	.371	3
	Frederick (A)	.077	4	13	1	1	0	0	1	4	0	0	0	0	0	2	0	0	1	.366	.077	0
2013	Delmarva (A)	.238	73	260	34	62	12	2	2	29	6	1	3	17	0	46	12	1	4	.323	.292	5
Minor Lg. Totals		.247	259	900	129	222	48	9	10	113	14	8	22	87	0	152	38	12	15	.353	.325	16

2013: Was second on the Delmarva with 12 stolen bases...Collected a season-high 4 H on July 20 against Savannah, went 4-5 with 1 R, 2 2B, 1 3B with 2 RBI...Had a six-game hitting streak from July 20-27, batting .458 (11-24) with 8 R, 2 2B, 1 3B and 3 RBI...**2012:** Hit a grand slam for his only hit for the Keys July 23 at Wilmington...Had seven multi-hit games with the Shorebirds...**2011:** Was tied for second in the Gulf Coast League in doubles (14)...Led the club in games (51) and at-bats (184),



Baltimore ORIOLES

was second in runs scored (30), home runs (4) and RBI (28), third in walks (22) and was fourth in hits (44)...**2010:** Led the DSL Orioles in games played (70), doubles (13) and RBI (26)...Recorded his first professional hit, a double, June 1 at the DSL Diamondbacks...Hit his first professional home run August 21 against the DSL Twins.

BETEMIT, FELIPE DE JESUS [INF]

HT: 5-11; **WT:** 182; **B:** S; **T:** R; **Born:** July 6, 1991, Santo Domingo, DR; **Resides:** Santo Domingo, DR; **Acquired:** Signed by the Orioles as a minor league free agent on July 26, 2013

YEAR	CLUB	AVG	G	AB	R	H	2B	3B	HR	RBI	SH	SF	HBP	BB	IB	SO	SB	CS	GDP	SLG	OBP	E
2010	DSL D-Backs (R)	.175	33	103	13	18	1	1	0	3	1	1	2	13	0	31	4	1	1	.204	.277	12
2011	DSL D-Backs (R)	.146	32	82	12	12	2	1	0	10	2	0	4	19	0	20	1	3	2	.195	.333	4
2012																						
2013	DSL Orioles 2 (R)	.286	18	70	6	20	2	0	0	7	2	2	0	3	0	12	1	1	2	.314	.307	2
2013	DSL Orioles 1 (R)	.356	17	45	7	16	1	1	0	2	1	0	2	10	0	5	1	3	1	.422	.491	3
Minor Lg. Totals		.220	100	300	38	66	6	3	0	22	6	3	8	45	0	68	7	8	6	.260	.594	21

2013: Hit .313 (36-115) between the DSL Orioles1 and DSL Orioles...Collected a career-high three doubles in 2013...Began the season with a five game hitting streak and collected multiple-hits in each of his first three games of the year...Reached base safely in 14 of his 18 games with the DSL Orioles2...**2011:** Recorded multiple RBI in three games...Walked 19 times, but struck out only 20...**2010:** Began the season safely reaching base in six of his first seven games.

BIERFELDT, CONOR [OF]

HT: 6-2; **WT:** 220; **B:** R; **T:** R; **Signed by:** Kirk Fredriksson; **Born:** April 2, 1991, Brookfield, CT; **Resides:** Torrington, CT; **Acquired:** Orioles 29th round selection in the 2013 First Year Player Draft

YEAR	CLUB	AVG	G	AB	R	H	2B	3B	HR	RBI	SH	SF	HBP	BB	IB	SO	SB	CS	GDP	SLG	OBP	E
2013	Aberdeen (A)	.264	62	231	38	61	15	3	12	36	0	0	3	28	0	65	4	2	4	.511	.351	2
Minor Lg. Totals		.264	62	231	38	61	15	3	12	36	0	0	3	28	0	65	4	2	4	.511	.351	2

2013: Tied the IronBirds' franchise record for home runs in a season (12), which was also good for second-most in the New York-Penn League in 2013...Led NYPL in slugging percentage (.511)...Tied for second in the league in extra-base hits (30) and total bases (118)...Named NYPL Offensive Player of the Week (8/26-9/2) and Topps New York-Penn League Player of the Month for August when he hit .345 (30-87) with five home runs and 18 RBI...**Personal/Amateur:** Attended Western Connecticut State University (Danbury, CT).

BILL, AUGHEY JORDAN [LHP]

HT: 6-9; **WT:** 230; **B:** L; **T:** L; **Signed by:** Jim Gillette; **Born:** March 22, 1991, Danville, CA; **Resides:** Tucson, AZ; **Acquired:** Orioles 39th round selection in the 2013 First Year Player Draft

YEAR	CLUB	W	L	ERA	G	GS	CG	SHO	SV	IP	H	R	ER	HR	HB	BB	IB	SO	WP	BK	E
2013	GCL Orioles (R)	3	0	1.08	5	0	0	0	0	8.1	5	2	1	1	0	1	0	6	0	0	0
	Aberdeen (A)	2	0	1.80	8	0	0	0	0	15.0	17	4	3	0	0	3	2	9	0	0	0
Minor Lg. Totals		5	0	1.54	13	0	0	0	0	23.1	22	6	4	1	0	4	2	15	0	0	0

2013: Appeared in five games with the GCL Orioles and allowed only 1 ER in 8.1 IP...Earned back-to-back wins in his final two games with the GCL Orioles...Allowed 1 ER in his first six games with the IronBirds, owning a 0.74 ERA (12.1IP, 1ER)...Went 1-0 with a 0.00 ERA in four games in July...**Personal/Amateur:** Attended the University of Arizona.

Minor LEAGUES



BISCHOFF, MATTHEW DAVID [RHP]

HT: 5-11; **WT:** 190; **B:** R; **T:** R; **Born:** May 21, 1987, Fort Wayne, IN; **Resides:** Decatur, IN; **Acquired:** Signed as a minor league free agent on January 28, 2012

YEAR	CLUB	W	L	ERA	G	GS	CG	SHO	SV	IP	H	R	ER	HR	HB	BB	IB	SO	WP	BK	E
2010	Pulaski (R)	4	4	3.30	17	0	0	0	5	30.0	22	12	11	2	1	8	1	45	6	1	0
2011	Everett (A)	2	0	0.00	9	0	0	0	5	15.0	5	1	0	0	0	3	0	23	0	0	0
	Clinton (A)	4	3	3.38	20	0	0	0	2	37.1	38	18	14	2	2	10	0	46	6	1	0
2012	Delmarva (A)	0	0	11.37	6	0	0	0	0	6.1	14	8	8	1	0	4	0	5	3	0	0
	Norfolk (AAA)	0	1	6.00	1	1	0	0	0	3.0	4	3	2	0	0	1	0	2	1	0	0
	Frederick (A)	0	0	2.89	16	0	0	0	1	28.0	22	10	9	5	1	6	0	28	0	1	0
2013	Frederick (A)	1	0	1.20	6	1	0	0	1	15.0	12	5	2	0	1	1	0	22	0	0	0
	Bowie (AA)	6	2	4.41	25	1	0	0	1	51.0	47	26	25	5	1	22	0	50	2	0	0
Minor Lg. Totals		17	10	3.44	100	3	0	0	15	185.2	164	83	71	15	6	55	1	221	18	3	0

2013: Began the season without allowing a run in his first four appearances (9.1IP), did not walk a batter in that span and struck out 12...Struck out a season-high six batters in three innings of work on April 28...Did not allow a run in his first seven games with the Baysox...Went 1-0 and owned a 1.50 ERA (12.0IP, 2ER) in June...Earned a save on July 30 with the Baysox turning in a perfect frame with one strikeout...**2012:** Was 0-1 with a 4.58 ERA (37.1IP, 19ER) in 23 games (1 start) between Delmarva, Frederick and Triple-A Norfolk...Did not allow a run in his final nine appearances with Frederick (14.2IP)...**2011:** Was 6-3 with a 2.41 ERA (52.1IP, 14ER) between Everett and Clinton...Did not allow a run and had a 0.53 WHIP and 23 strikeouts in nine appearances with Everett (15.0IP)...**2010:** Earned first career win on June 25 vs. Burlington, tossing 1.0 scoreless inning of relief...Did not allow an earned run in 14.2 innings from July 7-25...**Personal/Amateur:** Originally selected by Seattle in the 20th round of the 2010 First Year Player Draft.

BLACKMAR, MARK FREDRIK [RHP]

HT: 6-3; **WT:** 215; **B:** R; **T:** R; **Signed by:** Thom Dreier; **Born:** April 28, 1992, Corpus Christi, TX; **Resides:** Corpus Christi, TX; **Acquired:** Orioles 16th round selection in the 2011 First Year Player Draft

YEAR	CLUB	W	L	ERA	G	GS	CG	SHO	SV	IP	H	R	ER	HR	HB	BB	IB	SO	WP	BK	E
2011	GCL Orioles (R)	3	0	0.00	10	0	0	0	4	17.2	9	0	0	0	0	8	0	15	1	0	0
2012	Aberdeen (A)	4	3	3.57	14	7	0	0	0	63.0	65	33	25	1	4	23	0	29	4	1	4
2013	Delmarva (A)	4	9	5.53	24	11	0	0	0	86.1	110	57	53	1	2	29	1	48	7	1	1
Minor Lg. Totals		11	12	4.20	48	18	0	0	4	167.0	184	90	78	2	6	60	1	92	12	2	5

2013: As a reliever was 3-4 with a 3.62 ERA (37.1IP, 15ER)...In August, went 3-3 with a 2.55 ERA (17.2IP, 5ER)...Tossed 3.2 scoreless innings on July 4 against Hagerstown, striking out four and did not walk a batter...**2012:** Tied for the team lead in wins (4)...Was second on the club in innings pitched (63.0)...**2011:** Led the club in saves (4-4 opportunities) and finished the year 3-0 without allowing an earned run in 17.2IP...**Personal/Amateur:** Attended Temple University (Philadelphia, PA).

BLEEKER, DERRICK NICHOLAS [RHP]

HT: 6-5; **WT:** 220; **B:** R; **T:** R; **Signed by:** Danny Haas, Larry Chase; **Born:** March 11, 1991, Firestone, CO; **Resides:** Firestone, CO; **Acquired:** Orioles 37th round selection in 2012 First Year Player Draft

YEAR	CLUB	W	L	ERA	G	GS	CG	SHO	SV	IP	H	R	ER	HR	HB	BB	IB	SO	WP	BK	E
2012																					
2013	GCL Orioles (R)	0	0	0.00	3	0	0	0	0	3.0	1	0	0	0	0	1	0	4	0	0	0
Minor Lg. Totals		0	0	0.00	3	0	0	0	0	3.0	1	0	0	0	0	1	0	4	0	0	0

2013: Converted from an outfielder to a pitcher for the 2012 season...Made his first career pitching appearance on July 6 against the GCL Rays, turned in a perfect frame with two strikeouts...**2012:** In 14 games, played RF, CF and DH for GCL Orioles...Stole his only two bases of the season in same game against GCL Twins on July 24...**Personal/Amateur:** Attended the University of Arkansas-Fayetteville.

BONILLA, MIGUEL [RHP]

HT: 6-3; **WT:** 185; **B:** R; **T:** R; **Signed by:** Fred Ferreira; **Born:** September 29, 1994, Mao, DR; **Resides:** Mao, DR; **Acquired:** Signed by the Orioles as a non-drafted free agent on December 3, 2013

YEAR	CLUB	W	L	ERA	G	GS	CG	SHO	SV	IP	H	R	ER	HR	HB	BB	IB	SO	WP	BK	E
2014 WILL BE FIRST PROFESSIONAL SEASON																					



BRITTON, BUCK C. [INF]

HT: 5-11; **WT:** 162; **B:** L; **T:** R; **Signed by:** Jim Richardson; **Born:** May 16, 1986, Panorama City, CA; **Resides:** Weatherford, TX; **Acquired:** Orioles 35th Round selection in the 2008 First Year Player Draft

YEAR	CLUB	AVG	G	AB	R	H	2B	3B	HR	RBI	SH	SF	HBP	BB	IB	SO	SB	CS	GDP	SLG	OBP	E
2008	Bluefield Orioles (R)	.289	47	149	19	43	5	0	14	3	2	1	20	0	20	3	1	4	.322	.372	6	
2009	Bowie Baysox (AA)	.000	1	3	0	0	0	0	0	0	0	0	0	0	0	0	0	0	1	.000	.000	0
	Delmarva Shorebirds (A)	.455	3	11	1	5	2	0	0	1	0	0	0	0	0	1	0	0	1	.636	.455	1
	Aberdeen IronBirds (A)	.241	17	54	4	13	3	0	1	5	3	0	1	3	0	9	1	2	0	.352	.293	4
	Frederick Keys (A)	.243	13	37	3	9	1	0	0	2	1	0	0	2	0	7	2	1	1	.270	.282	4
2010	Frederick Keys (A)	.260	99	334	35	87	16	2	5	48	3	2	5	22	1	54	2	4	7	.365	.314	16
	Norfolk Tides (AAA)	.111	5	18	1	2	0	0	0	0	0	0	0	1	0	3	1	0	1	.111	.158	0
2011	Frederick Keys (A)	.341	25	91	9	31	9	0	3	30	0	0	1	8	2	7	1	1	1	.538	.400	4
	Bowie Baysox (AA)	.282	82	262	40	74	19	3	3	33	4	4	5	19	0	40	5	2	7	.412	.338	11
2012	Norfolk Tides (AAA)	.100	3	10	0	1	0	0	0	0	0	0	0	0	0	3	0	0	0	.100	.100	0
	Bowie Baysox (AA)	.294	99	377	54	111	23	1	9	54	4	2	1	37	2	60	5	5	4	.432	.357	3
2013	Bowie Baysox (AA)	.291	61	247	38	72	12	3	8	52	2	2	0	19	0	34	5	1	8	.462	.340	8
	Norfolk Tides (AAA)	.255	62	220	19	56	10	0	5	27	0	3	3	17	1	32	1	1	3	.368	.313	2
Minor League Totals		.278	517	1813	223	504	100	9	34	266	20	15	17	148	6	270	26	18	39	.399	.336	59

2013: Set a career-high with a 21-game hitting streak, June 4 to June 25, over which he batted .350 (28-for-80) with a home run and nine RBI...The 21-game stretch was the longest streak in the IL this season, and it tied for the 3rd-longest streak in franchise history, three games shy of the franchise record of 24 games set by Gregg Jefferies in 1988...**2012:** Posted a career-high five hits at Erie on April 12 and drove in five runs on August 17...Ranked 3rd on Double-A Bowie in hits (111) and walks (50)...Was 4th in doubles (23) and total bases (163)...**2011:** Played in 25 games with Class-A Frederick, hitting .341 with three home runs, 30 RBI and nine doubles...Hit safely in last nine games with Frederick...Was transferred to Double-A Bowie on May 20, hitting .282 with 33 RBI and 19 doubles in 82 games...Had a seven-game hitting streak from August 26-September 1...**2010:** Had a career-high four hits on June 17 at Winston-Salem...Hit .327 (18-55) in 15 games in June...**2009:** Hit his first career home run June 28 at Staten Island...Tied a career-high with three hits on July 8 at Brooklyn...**2008:** Tied for the team lead at Bluefield with a .372 on-base percentage...**Personal/Amateur:** Attended Lubbock Christian University...Brother is Orioles pitcher Zach Britton.

BUNDY, ROBERT J. [RHP]

HT: 6-3; **WT:** 208; **B:** R; **T:** R; **Signed by:** Jim Richardson; **Born:** January 13, 1990, Tulsa, OK; **Resides:** Owasso, OK; **Acquired:** Orioles 8th Round selection in the 2008 First Year Player Draft

YEAR	CLUB	W	L	ERA	G	GS	CG	SHO	SV	IP	H	R	ER	HR	HB	BB	IB	SO	WP	BK	E
2008	GCL Orioles (R)	0	0	9.00	2	0	0	0	0	2.0	5	2	2	1	0	0	0	4	1	0	0
2009	Bluefield (R)	2	7	5.10	12	12	1	0	0	54.2	47	38	31	6	5	19	0	38	5	0	4
2010	Delmarva (A)	4	6	3.65	28	18	1	0	0	116.0	100	60	47	12	8	42	0	91	12	1	0
2011	Frederick (A)	11	5	2.75	20	20	1	0	0	121.0	102	43	37	8	10	31	0	100	11	0	1
	Bowie (AA)	1	3	9.60	5	4	0	0	0	15.0	25	19	16	3	0	11	0	13	1	0	0
2012	Bowie (AA)	2	11	6.25	17	17	0	0	0	80.2	98	66	56	7	8	35	0	64	8	1	2
2013	Bowie (AA)																				
	Minor Lg. Totals	20	32	4.37	84	71	3	0	0	389.1	377	228	189	37	31	138	0	310	38	2	7

2013: Did not pitch due to injury...**2012:** Ranked 5th on the team in innings pitched (80.2)...Had strongest outing of the season against Richmond on April 11, pitching 6.0 shutout innings and allowing only two hits...**2011:** Was the Orioles Organizational Pitcher of the Month for May when he went 3-1 with a 2.93 ERA (30.2IP, 10ER) with 25 strikeouts in five appearances...He also won the award in July when he went 4-0 with a 2.11 ERA (42.2IP, 10ER) with 33 strikeouts in six appearances...Bundy was the Carolina League Pitcher of the Week, May 16-23, when he was 1-0 with one run on three hits and struck out eight in 8.0 innings and was once more for the week of July 18-25 when he was 2-0 with a 0.56 ERA (16.0 IP, ER) with 15 strikeouts...Was selected to the Carolina League Mid-Season All-Star Team...Bundy was third among Carolina League pitchers overall, finishing 11-5 with a 2.75 ERA (121.0IP, 37ER)...He was tied for second in the CL in wins (11) and the third-lowest WHIP (1.10)...He had the third-highest strikeouts per nine innings pitched ratio (7.44) and third-lowest opponent batting average (.230) in the league...Bundy tied for the team lead in wins (11) and was third in strikeouts (100)...**2010:** Led the Shorebirds in ERA (2.65, min. 10 starts), innings pitched (116.0) and strikeouts (91)...Was the only Shorebird pitcher to toss a complete game...In five August starts, went 2-1 with a 2.73 ERA (33.0IP, 10ER) with 19 strikeouts and six walks...**2009:** Tied for second at Bluefield in games started (12)...Tossed the only complete game by a Bluefield starter on July 6 against Burlington and recorded his first career win...Struck out a career high eight August 16 against Bristol...**2008:** Struck out four and walked none in two innings with the GCL O's...**Personal/Amateur:** Graduated from Sperry (OK) HS...Is older brother of RHP Dylan Bundy, O's 1st round selection in 2011 draft.



BURGESS, LAMAR MICHAEL [OF]

HT: 5-11; **WT:** 195; **B:** L; **T:** L; **Born:** October 20, 1988, Tampa, FL; **Resides:** Apollo Beach, FL; **Acquired:** Signed by the Orioles as a minor league free agent on February 20, 2014.

YEAR	CLUB	AVG	G	AB	R	H	2B	3B	HR	RBI	SH	SF	HBP	BB	IB	SO	SB	CS	GDP	SLG	OBP	E
2007	GCL Nationals (R)	.336	36	128	22	43	6	3	8	32	0	1	0	25	1	37	1	2	0	.617	.442	1
2007	Vermont (A)	.286	19	70	10	20	1	1	3	10	0	0	1	10	0	23	1	1	1	.457	.383	2
2008	Hagerstown (A)	.249	112	401	60	100	26	4	18	60	0	5	8	46	3	136	5	1	8	.469	.335	7
2008	Potomac (A)	.225	19	71	12	16	3	0	6	19	0	1	2	9	1	26	0	2	0	.521	.325	0
2009	Potomac (A)	.235	131	480	63	113	23	2	19	71	0	1	10	54	5	135	12	8	8	.410	.325	5
2010	Potomac (A)	.262	101	386	57	101	21	4	12	70	0	2	7	47	6	89	5	2	4	.430	.351	3
2010	Harrisburg (AA)	.284	21	74	11	21	5	2	6	15	0	0	3	10	1	27	0	0	2	.649	.391	0
2011	Daytona (A)	.225	122	426	61	96	24	1	20	68	0	5	4	60	1	111	1	0	6	.427	.323	4
2012	Tennessee (AA)	.259	119	332	41	86	22	1	10	43	1	1	2	45	2	63	0	0	13	.422	.350	1
2013	Corpus Christi (AA)	.203	98	320	31	65	20	0	12	42	0	2	2	32	4	93	0	1	7	.378	.278	1
	Minor League Totals	.246	778	2688	368	661	151	18	114	430	1	18	39	338	24	740	25	17	49	.443	.337	14

2013: Collected 20 doubles during the season, ranking him fourth on the Hooks...Racked up a season-high 3 H, on four separate occasions...Had two multi-home run games...On May 13 at home against San Antonio, hit two 3-run home runs, collecting 8 RBI in the game...**2012:** Tied for second on the Smokies with 10 home runs...**2011:** Ranked second on the team with 20 home runs and 68 RBI...Went 3-4 with 2 HR, 2 R and collected 4 RBI on April 11 vs. Clearwater...**2010:** Named a Carolina League All-Star...entered the year ranked as the Nationals No. 9 prospect by *Baseball America*...named an Arizona Fall League Rising Star...**2009:** Named a Carolina League All-Star...**2008:** Selected as a South Atlantic League All-Star and won the All-Star Game Home Run Derby ... Earned Hagerstown Player of the Month Award for April...Rated as having the "Best Outfield Arm" in the league according to *Baseball America*...**2007:** Garnered Player of the Month honors for both July and August/September...**Personal/Amateur:** Graduated from Hillsborough (Fla.) High School.

CAPELLAN, BYRON [SS]

HT: 5-10; **WT:** 151; **B:** R; **T:** R; **Signed by:** Felipe Rojas, David Stockstill; **Born:** August 9, 1993, Santo Domingo, DR; **Resides:** Santo Domingo, DR; **Acquired:** Signed as a non-drafted free agent on March 1, 2010

YEAR	CLUB	AVG	G	AB	R	H	2B	3B	HR	RBI	SH	SF	HBP	BB	IB	SO	SB	CS	GDP	SLG	OBP	E
2010	DSL Orioles 2 (R)	.204	55	157	18	32	4	0	0	5	6	0	4	14	0	30	4	3	1	.229	.286	17
2011	DSL Orioles (R)	.233	68	236	33	55	9	1	0	29	13	4	4	24	0	45	17	10	5	.280	.310	16
2012	GCL Orioles (R)	.203	42	133	15	27	6	0	0	6	4	1	2	6	0	13	2	1	7	.248	.246	4
2013	GCL Orioles (R)	.091	4	11	1	1	1	0	0	0	0	0	0	0	0	4	0	0	0	.182	.091	0
	Delmarva (A)	.125	6	16	1	2	0	0	0	0	0	0	0	3	0	7	0	0	0	.125	.263	3
	Frederick (A)	.000	2	3	0	0	0	0	0	0	0	0	0	0	0	2	0	0	0	.000	.000	0
	Aberdeen (A)	.200	6	15	2	3	2	0	0	2	0	0	0	1	0	3	0	0	5	.333	.250	2
	Minor Lg. Totals	.210	184	571	70	120	22	1	0	42	24	5	10	48	0	104	23	14	13	.252	.281	42

2013: Doubled in his first game of the year on July 22 with the GCL Orioles...**2012:** Was third on the GCL Orioles in runs scored (15)...Had a seven-game hit streak from August 2-10...Scored a run in four consecutive games between August 2-6...All six of his doubles came against right-handed pitching...**2011:** Led the DSL with 13 sacrifice bunts...Led the O's in games played (68), at-bats (236), was second in RBI (29), tied for second in stolen bases (17), was third in hits (55) and fourth in runs (33)...**2010:** Collected his first professional hit on June 2 against the DSL Mets and had a career-high four hits on the day...Had first career multi-RBI game July 3 against the DSL Yankees.

CARONIA, ANTHONY [INF]

HT: 6-1; **WT:** 170; **B:** L; **T:** R; **Signed by:** Jim Thrift; **Born:** June 11, 1995, Orlando, FL; **Resides:** Orlando, FL; **Acquired:** Orioles 27th round selection in the 2012 First Year Player Draft

YEAR	CLUB	AVG	G	AB	R	H	2B	3B	HR	RBI	SH	SF	HBP	BB	IB	SO	SB	CS	GDP	SLG	OBP	E
2012	GCL Orioles (R)	.500	3	12	1	6	0	0	0	3	0	0	1	0	0	2	1	1	0	.500	.538	1
	Aberdeen (A)	.233	33	103	13	24	1	2	1	7	0	1	1	12	0	26	10	4	0	.311	.316	6
	Delmarva (A)	.100	7	20	0	2	0	0	0	0	0	0	0	1	0	7	1	0	0	.100	.143	0
2013	Frederick (A)	.179	13	28	2	5	0	0	0	1	1	0	0	2	0	9	2	0	1	.179	.233	1
	Delmarva (A)	.289	45	142	15	41	2	0	0	12	2	1	1	16	0	35	7	2	1	.303	.363	14
	Minor Lg. Totals	.256	101	305	31	78	3	2	1	23	3	2	3	31	0	79	21	7	2	.289	.328	22

2013: Finished the season on a 13-game hitting streak, during which he hit .320 (16-for-50)...**2012:** Was third on Single-A



Baltimore ORIOLES

Aberdeen in steals (10)...Went 4-4 with a triple, a home run and five RBI for the IronBirds on July 17 at Staten Island...Recorded a hit in seven of eight games between August 10 and August 21 with Aberdeen...Hit .286 (14-49) and registered all four of his extra-base hits and seven RBI with Aberdeen as a shortstop and hit .185 (10-54) when playing any other position for the IronBirds...Hit .316 (12-38) and slugged .526 with runners on base for Aberdeen...**Personal/Amateur:** Attended the University of Tampa.

CARRILLO, JEAN [CA]

HT: 6-0; **WT:** 200; **B:** R; **T:** R; **Signed by:** Fred Ferreira, Eric Espinosa; **Born:** June 16, 1997, El Porvenir, Panama; **Resides:** El Porvenir, Panama; **Acquired:** Signed as a non-drafted free agent on November 26, 2013

YEAR	CLUB	AVG	G	AB	R	H	2B	3B	HR	RBI	SH	SF	HBP	BB	IB	SO	SB	CS	GDP	SLG	OBP	E
2014 WILL BE FIRST PROFESSIONAL SEASON																						

CASTAGNINI, FEDERICO [INF]

HT: 6-0; **WT:** 165; **B:** R; **T:** R; **Signed by:** Ernie Jacobs and Mauro Mazzotti; **Born:** March 15, 1991, Verona, Italy; **Resides:** Verona, Italy; **Acquired:** Orioles 30th round selection in the 2013 First Year Player Draft

YEAR	CLUB	AVG	G	AB	R	H	2B	3B	HR	RBI	SH	SF	HBP	BB	IB	SO	SB	CS	GDP	SLG	OBP	E
2013	Aberdeen (A)	.130	33	92	11	12	1	1	1	3	1	1	1	12	0	31	2	1	2	.196	.236	6
Minor Lg. Totals																						

2013: Hit his first career home run, a two-run shot, on August 16 at Conneticut...Ended the season reaching base in seven of his last eight games...**Personal/Amateur:** Attended Creighton University.

CHALAS, MIGUEL A. [RHP]

HT: 5-11; **WT:** 155; **B:** R; **T:** R; **Signed by:** David Stockstill; **Born:** June 27, 1992, Seibo, DR; **Resides:** Seibo, DR; **Acquired:** Signed by the Orioles as a non-drafted free agent on February 24, 2010

YEAR	CLUB	W	L	ERA	G	GS	CG	SHO	SV	IP	H	R	ER	HR	HB	BB	IB	SO	WP	BK	E
2010	DSL Orioles 2 (R)	5	1	1.72	14	13	2	0	0	78.1	56	21	15	1	6	16	0	64	2	0	1
2011	GCL Orioles (R)	5	3	2.93	11	7	0	0	0	46.0	46	17	15	1	4	8	0	42	2	1	1
	Aberdeen (A)	0	1	6.75	1	1	0	0	0	4.0	7	5	3	0	0	0	0	6	2	0	0
2012	Delmarva (A)	9	8	5.02	24	21	0	0	0	113.0	128	76	63	11	8	43	0	76	6	1	0
2013	Delmarva (A)	1	1	3.24	13	0	0	0	0	33.1	28	14	12	2	2	11	0	29	1	1	3
	Frederick (A)	1	3	3.62	22	0	0	0	2	54.2	59	23	22	6	5	10	0	29	1	0	0
Minor Lg. Totals																					

2013: Struck out five batters in 3.0 IP on April 16 at home with the Shorebirds...Struck out at least one batter in 12 of his 13 appearances with the Shorebirds...Tossed 3.0 IP in each of his last seven appearances with the Keys...**2012:** Led Single-A Delmarva in wins (9)...Finished third on the club in innings pitched (113.0), games started (21) and strikeouts (76)...Pitched to a 3.72 ERA (29.0IP, 12ER) in June over five starts...Pitched a season-high 7.0 innings and struck out a season high-tying six in a June 29 loss to West Virginia...Won his first three decisions of the season, two of which came as a reliever...**2011:** Was tied for the club lead in wins (5) and was third in innings pitched (46.0) and strikeouts (42)...**2010:** Earned first professional victory on June 11 against the DSL Phillies...Struck out a career-best 11 batters July 26 against the DSL Giants...Allowed two runs or less in 12 of his 13 starts on the season.

CHAVES, LUIS ANTONIO. [OF]

HT: 6-2; **WT:** 188; **B:** R; **T:** R; **Signed By:** Fred Ferreira, Enrique Costante; **Born:** November 26, 1994, San Pedro de Macoris, Dominican Republic; **Resides:** San Pedro de Macoris, Dominican Republic; **Acquired:** Signed by the Orioles as a non-drafted free agent on March 5, 2013

YEAR	CLUB	AVG	G	AB	R	H	2B	3B	HR	RBI	SH	SF	HBP	BB	IB	SO	SB	CS	GDP	SLG	OBP	E
2013	DSL Orioles 2 (R)	.162	43	142	13	23	6	0	3	18	0	2	3	14	0	65	3	2	1	.268	.248	1
Minor Lg. Totals																						

2013: Notched three hits on July 26 at home vs the DSL Yankees, going 3-4 with 1 R, 1 HR and 2 RBI...Tallied a season-high 3 RBI on August 8 at DSL Pirates...Was tied for second on the team with 18 RBI...Tied for first on the team with 3 HR.

Minor LEAGUES

CHAVEZ, ZANE LYLE [CA]

HT: 5-10; **WT:** 205; **B:** L; **T:** R; **Born:** December 30, 1986, San Diego, CA; **Resides:** Fallbrook, CA; **Acquired:** Signed as a free agent on February 1, 2013

YEAR	CLUB	AVG	G	AB	R	H	2B	3B	HR	RBI	SH	SF	HBP	BB	IB	SO	SB	CS	GDP	SLG	OBP	E
2009	New Hampshire (IND)	.269	68	212	21	57	6	0	5	30	1	2	1	20	0	46	3	2	5	.368	.332	9
2010	Pittsfield (IND)	.192	17	52	4	10	4	0	0	2	0	0	0	6	1	10	0	0	-	.269	.276	1
	New Jersey (IND)	.176	6	17	1	3	0	0	0	0	0	0	0	1	0	6	0	0	-	.176	.222	0
2011	Grand Prairie (IND)	.262	50	149	20	39	5	2	0	21	3	2	3	12	0	37	0	1	-	.322	.325	3
2012	Grand Prairie (IND)	.343	33	102	21	35	14	0	4	29	2	1	2	3	0	13	1	0	-	.598	.370	3
	El Paso (IND)	.336	37	143	18	48	9	2	0	22	2	2	2	8	0	23	0	2	-	.427	.374	3
2013	GCL Orioles (R)	.231	5	13	0	3	1	0	0	0	0	0	0	1	2	0	3	0	0	.308	.375	0
	Frederick (A)	.295	75	285	40	84	20	0	7	49	0	2	0	46	0	56	0	0	7	.439	.390	7
Minor Lg. Totals																						

2013: Recorded 84 hits in 75 games (.295), including 20 doubles and seven home runs...Posted an 11-game hit streak, August 14-26, during which he hit .442 (19-43) with two homers and eight RBI... Named the starting catcher on the Carolina League Mid-Season All-Star Team...Hit .305/.426/.463 in May, recording 11 extra-base hits and 18 RBI during the month...Batted .314 with an OPS of .875 against right-handed pitching...**2012:** Played in 70 games between Grand Prairie and El Paso of the American Association, recording 23 doubles and 51 RBI...Hit a combined .339/.373/.498...Threw out 34 percent (56-163) of potential base stealers...**2011:** Hit .262/.322/.325 in 50 games with Grand Prairie...**2010:** Played 23 combined games for Pittsfield and New Jersey of the Canadian-American Association...**2009:** Hit a career high five home runs in his first professional season...**Personal/Amateur:** Originally drafted by the Kansas City Royals in the 19th round of the 2005 MLB June Amateur Draft from Fallbrook Union HS (Fallbrook, CA), but did not sign.

CHIANG, CHIH-HSIEN [OF]

HT: 6-2; **WT:** 200; **B:** L; **T:** R; **Born:** February 21, 1988, Taiwan; **Resides:** Kaohsiung City, Taiwan; **Acquired:** Signed as a free agent on November 20, 2013

YEAR	CLUB	AVG	G	AB	R	H	2B	3B	HR	RBI	SH	SF	HBP	BB	IB	SO	SB	CS	GDP	SLG	OBP	E
2006	GCL Red Sox (R)	.287	33	122	12	35	8	2	1	12	1	1	2	4	0	11	2	0	3	.410	.318	10
	Lowell (A)	.278	9	36	6	10	0	3	1	8	0	1	0	2	0	9	1	0	0	.528	.308	2
2007	Greenville (A)	.262	97	355	35	93	27	2	5	41	0	3	4	22	0	81	1	1	10	.392	.310	12
2008	Lancaster (A)	.303	83	320	47	97	19	2	9	59	0	5	1	18	0	52	2	1	5	.459	.337	17
2009	Salem (A)	.264	85	299	37	79	21	3	6	38	0	2	3	24	0	48	2	1	13	.415	.323	4
2010	Portland (AA)	.260	121	438	54	114	35	1	11	65	1	4	4	31	1	64	2	0	16	.420	.312	7
2011	Portland (AA)	.340	88	321	68	109	37	4	18	76	0	2	10	25	1	61	6	2	10	.648	.402	3
	Jackson (AA)	.208	32	130	11	27	7	0	0	10	0	2	3	6	0	30	1	2	5	.262	.255	1
2012	Tacoma (AAA)	.245	40	159	14	39	6	0	2	11	2	2	0	5	0	21	0	2	4	.321	.265	2
	Jackson (AA)	.252	77	290	27	73	18	3	5	37	0	4	0	17	3	57	3	2	11	.386	.289	3
2013	Frisco (AA)	.263	125	476	61	125	36	2	11	52	3	3	2	23	3	88	0	1	11	.416	.298	4
Minor Lg. Totals																						

2013: Led the RoughRiders in doubles (36) and was second in hits (125) and RBI (52)...Hit two home runs in a game on May 17 and again on August 11...Recorded 38 multi-hit games, including eight three-hit games...Made one pitching appearance, tossing 0.2 IP in the 16th frame on July 10, took the loss allowing an unearned run, while walking two...**2012:** Began the season with the Generals, playing three games with the squad before his promotion to the Rainiers...Was 5-7 with the bases loaded, including 2 R, 2 B and 11 RBI...**2011:** Appeared in 120 games between Double-A Portland and Double-A Jackson in the Red Sox and Mariners organizations...Combined to bat .302 (136-451) with 79 runs, 44 doubles, four triples, 18 home runs and 86 RBI... Was an Eastern League Mid-season and Postseason All-Star...Selected to play for the World squad in the All-Star Futures Game in Phoenix (0-3, R, BB, K)... Named the Topps/Minor League Baseball Eastern League Player of the Year...Hit .340 (109-321) with 37 doubles and 18 home runs in 88 games with Portland...Acquired by Seattle at trade deadline from Boston in exchange for Erik Bedard (LHP) and Josh Field (RHP)...At time of trade ranked third in the minors with 59 extra base hit... Played for Peoria in the Arizona Fall League...Hit .263 (20-76) with one HR in 20 games...**2010:** Made jump to Double-A appearing in career-high 121 games with Portland in the Eastern League...Hit .323 (40-124) with runners in scoring position...**2009:** Appeared in 85 games for Salem in the Carolina League...made the transition from second base to the outfield...hit .350 (7-20) with 2 home runs in 5 playoff games...Played for Chinese Taipei in the World Baseball Classic (.286, 2-7)... **2008:** Hit .303 (97-320) in 83 games for Single-A Lancaster in the California League...Played for Taiwan in the Beijing Olympics, hitting .323 (10-31) in seven games...**2007:** Spent entire season with Single-A Greenville in the South Atlantic League...Hit .262 (93-355) with 27 doubles, two triples, five home runs and 41 RBI...**2006:** Played for the GCL Red Sox and appeared in 3 GCL playoff games...Ended the year with Lowell, appearing in 9 games...Played for Taiwan's national teams in several international youth and junior aged competitions...**Personal/Amateur:** Chih-Hsien (chee-shin) Chiang (Chang)...His brother, Chih-Tsung Chiang, played for the La New Bears in the Chinese Professional Baseball League in Taiwan...Led Chinese Taipei to a silver medal in the 2003 IBAF 16U Baseball World Championship, leading the event in RBI.



Baltimore ORIOLES

COLLA, RICHARD [SS]

HT: 5-9; **WT:** 175; **B:** R; **T:** R; **Signed by:** Fred Ferreira, Carlos Moreno; **Born:** October 27, 1993, Caracas, Venezuela; **Resides:** Caracas, Venezuela; **Acquired:** Signed as a non-drafted free agent on October 26, 2012

YEAR CLUB	AVG	G	AB	R	H	2B	3B	HR	RBI	SH	SF	HBP	BB	IB	SO	SB	CS	GDP	SLG	OBP	E
2013 DSL Orioles 1 (R)	.117	24	60	9	7	1	0	0	1	3	0	1	6	0	28	3	2	0	.133	.209	5
DSL Orioles 2 (R)	.265	22	68	6	18	3	1	1	5	0	2	1	7	0	25	2	1	2	.382	.333	6
Minor Lg. Totals	.195	46	128	15	25	4	1	1	6	3	2	2	13	0	53	5	3	2	.266	.276	11

2013: On August 7 with the DSL Orioles2 went a season-best 3-4 with 1 RBI...With the DSL Orioles2 hit .368 (7-19) with 1 2B against LHP.

CORTRIGHT, GARRETT [RHP]

HT: 6-5; **WT:** 208; **B:** R; **T:** R; **Signed by:** Kirk Fredriksson; **Born:** October 2, 1991, Hamburg, NY; **Resides:** Hamburg, NY; **Acquired:** Orioles 40th round selection in the 2013 First Year Player Draft

YEAR CLUB	W	L	ERA	G	GS	CG	SHO	SV	IP	H	R	ER	HR	HB	BB	IB	SO	WP	BK	E
2013 GCL Orioles (R)	5	1	1.11	10	4	0	0	1	40.2	32	8	5	0	4	14	0	29	0	0	0
Aberdeen (A)	0	0	0.00	2	0	0	0	0	5.0	2	0	0	0	0	2	0	3	0	0	0
Minor Lg. Totals	5	1	0.99	12	4	0	0	1	45.2	34	8	5	0	4	16	0	32	0	0	0

2013: Tied for fourth in the Gulf Coast League in wins (5)...Led the GCL Orioles in wins (5), innings (40.2) and strikeouts with 29...Struck out five batters in each of his final two starts...From July 15 to August 17 was on a five game win-streak, going 5-0 with one save in six games and had a 0.92 (29.2IP, 3ER)...Went 3-0 with a 0.89 ERA (20.1IP, 2ER) in five games in June...**Personal/Amateur:** Attended Canisius College in Buffalo, NY.

CRICHTON, STEFAN BROOK [RHP]

HT: 6-3; **WT:** 200; **B:** R; **T:** R; **Signed by:** Ken Guthrie; **Born:** February 29, 1992, Katy, TX; **Resides:** Katy, TX; **Acquired:** Orioles 23rd round selection in the 2013 First Year Player Draft

YEAR CLUB	W	L	ERA	G	GS	CG	SHO	SV	IP	H	R	ER	HR	HB	BB	IB	SO	WP	BK	E
2013 GCL Orioles (R)	3	1	1.96	6	4	0	0	0	23.0	13	5	5	1	1	3	0	21	1	0	0
Minor Lg. Totals	3	1	1.96	6	4	0	0	0	23.0	13	5	5	1	1	3	0	21	1	0	0

2013: Threw six shutout innings on August 28 against the GCL Twins, allowing 2 H, 0 BB and striking out four...Struck out five of the six batters he face on the way to his first career win on August 5 against the GCL Red Sox...**Personal/Amateur:** Attended Texas Christian University.

CUEVAS, YANUEL [RHP]

HT: 5-11; **WT:** 180; **B:** R; **T:** R; **Signed by:** Fred Ferreira, Enrique Constante; **Born:** October 25, 1993, San Cristobal, DR; **Resides:** Bani, DR; **Acquired:** Signed as a non-drafted free agent on March 22, 2012

YEAR CLUB	W	L	ERA	G	GS	CG	SHO	SV	IP	H	R	ER	HR	HB	BB	IB	SO	WP	BK	E
2012 DSL Orioles (R)	0	0	0.00	1	0	0	0	0	1.0	0	0	0	0	0	1	0	0	0	0	0
2013 DSL Orioles 1 (R)	2	5	2.94	14	14	0	0	0	70.1	69	33	23	2	3	10	0	53	10	1	2
Minor Lg. Totals	2	5	2.90	15	14	0	0	0	71.1	69	33	23	2	3	11	0	53	10	1	2

2013: Was third on the team in strikeouts with 53...Had the second best SO/BB ratio with a 5.30 mark (53 SO, 10 BB)...Struck out six batters in each of his first two starts...Went 2-3 with a 2.53 ERA (32.0IP, 9ER) in six games on the road...**2012:** Faced four batters and walked one in his only appearance of the season on July 17 against the DSL White Sox.

CUNNINGHAM, STEPHEN NICHOLAS [NICK] [RHP]

HT: 6-2; **WT:** 205; **B:** R; **T:** R; **Signed by:** Jim Gillette; **Born:** May 21, 1991, Indianapolis, IN; **Resides:** Indianapolis, IN; **Acquired:** Orioles 20th round selection in the 2013 First Year Player Draft

YEAR CLUB	W	L	ERA	G	GS	CG	SHO	SV	IP	H	R	ER	HR	HB	BB	IB	SO	WP	BK	E
2013 Aberdeen (A)	1	1	5.49	13	0	0	0	0	19.2	21	12	12	0	1	4	0	18	3	1	0
Minor Lg. Totals	1	1	5.49	13	0	0	0	0	19.2	21	12	12	0	1	4	0	18	3	1	0

2013: Earned his first career win, working in relief on July 1 at Hudson Valley, tossing 1.2 no-hit innings, striking out three

Minor LEAGUES



of the five batters he faced...Allowed walks in only two of the 13 games he appeared in...Did not walk a batter in his final five appearances of the season...Tossed a season high 2.0 IP eight times...**Personal/Amateur:** Attended the University of Arizona.

DAVIES, ZACHARY RYAN [RHP]

HT: 6-0; **WT:** 150; **B:** R; **T:** R; **Signed by:** John Gillette; **Born:** February 7, 1993, Puyallup, WA; **Resides:** Chandler, AZ; **Acquired:** Orioles 26th round selection in the 2011 First Year Player Draft

YEAR CLUB	W	L	ERA	G	GS	CG	SHO	SV	IP	H	R	ER	HR	HB	BB	IB	SO	WP	BK	E
2012 Delmarva (A)	5	7	3.86	25	17	0	0	1	114.1	109	52	49	11	3	46	0	91	4	0	1
2013 Frederick (A)	7	9	3.69	26	26	0	0	0	148.2	145	72	61	10	3	38	0	132	5	1	4
Minor Lg. Totals	12	16	3.76	51	43	0	0	1	263.0	254	124	110	21	6	84	0	223	9	1	5

2013: Finished second in the Carolina League with 132 strikeouts and fifth in strikeouts per nine innings (7.99)...Threw the third-most innings (148.2) and made the third-most starts (26) in the Carolina League...Allowed the fifth fewest baserunners per nine innings (11.26) and walked the fourth fewest batters per nine innings (2.30) in the Carolina League...Finished 10th in ERA (3.69, 150.2IP, 61ER) in the Carolina League...Posted a 2.48 ERA (29.2IP, 8ER) in five starts in June, fanning 27 batters in 29 innings...**2012:** Finished 10th in the South Atlantic League in ERA (3.86)...Also led the Shorebirds in strikeouts (91) and finished tied for the team lead in innings pitched (114.1)...**Personal/Amateur:** Graduated from Mesquite (AZ) HS.

DAVIS, GLYNN WILLIAM [OF]

HT: 6-3; **WT:** 170; **B:** R; **T:** R; **Signed by:** Dean Albany; **Born:** December 7, 1991, Baltimore, MD; **Resides:** Pasadena, MD; **Acquired:** Signed as a non-drafted free agent on August 20, 2010

YEAR CLUB	AVG	G	AB	R	H	2B	3B	HR	RBI	SH	SF	HBP	BB	IB	SO	SB	CS	GDP	SLG	OBP	E
2011 GCL Orioles (R)	.435	6	23	4	10	2	0	1	2	0	0	0	4	0	3	1	1	0	.652	.519	0
Aberdeen (A)	.271	62	255	34	69	14	0	1	14	4	1	1	25	0	53	23	9	5	.337	.337	1
Frederick (A)	.250	1	4	0	1	0	0	0	0	0	0	0	0	0	1	0	0	0	.250	.250	0
2012 Delmarva (A)	.252	101	397	53	100	16	2	0	25	6	5	6	51	0	91	29	9	4	.302	.342	8
Frederick (A)	.256	22	82	11	21	1	1	0	4	2	0	1	12	1	25	8	1	1	.293	.358	1
2013 Frederick (A)	.234	97	364	42	85	17	3	2	32	2	0	1	43	0	74	19	7	13	.313	.316	3
Minor Lg. Totals	.254	178	1125	144	286	50	6	4	77	14	6	9	135	1	247	80	27	23	.320	.337	13

2013: Hit a walkoff home run, his second homer of the game in a 3-1 win over the Salem Red Sox on April 7...Collected a season-high 3 RBI twice during the season on April 7 and again on May 6...Was second on the Keys with 19 stolen bases and second in triples with three...**2012:** Led Single-A Delmarva in runs scored (53) and steals (29)...Was second on the team in hits (100) and walks (51)...Had a 26-game on-base streak from June 26-July 26...Named the best defensive outfielder and fastest baserunner in the O's farm system after the season by *Baseball America*...**2011:** Led the IronBirds in runs (34), doubles (14) and stolen bases (23, tied for 5th in the New York-Penn League)...Was second in at-bats (255) and second in hits (69)...**Personal/Amateur:** Attended Community College of Baltimore County-Catonsville.

DE FREITAS, NELIO [CA]

HT: 6-0; **WT:** 160; **B:** R; **T:** R; **Signed by:** Fred Ferreira, Carlos Moreno; **Born:** February 22, 1993, La Guaira, Venezuela; **Resides:** Caraballeda, Venezuela; **Acquired:** Signed as a non-drafted free agent on December 21, 2012

YEAR CLUB	AVG	G	AB	R	H	2B	3B	HR	RBI	SH	SF	HBP	BB	IB	SO	SB	CS	GDP	SLG	OBP	E
2013 DSL Orioles 2 (R)	.171	14	41	1	7	1	0	0	3	0	0	2	2	0	8	0	0	1	.195	.244	3
Minor Lg. Totals	.171	14	41	1	7	1	0	0	3	0	0	2	2	0	8	0	0	1	.195	.244	3

2013: On August 19 against Carolina at home went 2-4 with 1 R...Batted .300 (3-10) against LHP.

DE LA CRUZ, ALEXANDER (FERNANDEZ) [CA]

HT: 6-1; **WT:** 185; **B:** R; **T:** R; **Born:** August 22, 1991, San Pedro de Macoris, DR; **Resides:** San Pedro de Macoris, DR; **Acquired:** Signed as a free agent on May 29, 2013

YEAR CLUB	AVG	G	AB	R	H	2B	3B	HR	RBI	SH	SF	HBP	BB	IB	SO	SB	CS	GDP	SLG	OBP	E
2012 DSL Braves (R)	.198	54	162	17	32	4	1	0	15	5	0	6	7	0	32	0	0	4	.235	.257	9
2013 DSL Orioles 1 (R)	.130	10	23	0	3	0	0	0	6	0	0	1	3	0	5	0	0	2	.130	.259	0
DSL Orioles 2 (R)	.292	13	48	3	14	3	0	0	5	0	0	2	2	0	6	0	0	3	.354	.346	2
Minor Lg. Totals	.210	77	233	20	49	7	1	0	26	5	0	9	12	0	43	0	0	9	.249	.276	11



Baltimore ORIOLES

2013: Started his tenure with the DSL Orioles2 with an eight-game hitting streak...Reached base safely in 12 of his 14 games with the DSL Orioles2.

DE LOS SANTOS, MANUEL [OF]

HT: 6-0; **WT:** 180; **B:** R; **T:** R; **Signed by:** Fred Ferreira, Enrique Costante; **Born:** January 15, 1996, La Romana, DR; **Resides:** La Romana, DR; **Acquired:** Signed by the Orioles as a non-drafted free agent on August 1, 2013

YEAR	CLUB	AVG	G	AB	R	H	2B	3B	HR	RBI	SH	SF	HBP	BB	IB	SO	SB	CS	GDP	SLG	OBP	E
2014 WILL BE FIRST PROFESSIONAL SEASON																						

DELGADO, DARIEL [RHP]

HT: 5-11; **WT:** 186; **B:** R; **T:** R; **Signed by:** Kelvin Colon, Joel Bradley; **Born:** August 24, 1993, Cuba; **Resides:** Miami, Florida; **Acquired:** Signed by the Orioles as a non-drafted free agent on June 18, 2013

YEAR	CLUB	W	L	ERA	G	GS	CG	SHO	SV	IP	H	R	ER	HR	HB	BB	IB	SO	WP	BK	E
2013	GCL Orioles (R)	3	1	2.48	17	0	0	0	7	29.0	19	9	8	1	0	9	1	25	1	1	1
Minor Lg. Totals		3	1	2.48	17	0	0	0	7	29.0	19	9	8	1	0	9	1	25	1	1	1

2013: Recorded the fifth-most saves in the Gulf Coast League (7)...Was a perfect 7-7 in save opportunities with the GCL Orioles...Tied for fourth in strikeouts with 25...Did not allow a run from July 11–August 20, a total of 10 appearances and 19.1 IP...Held a 3-0 record with a 1.04 ERA (17.1IP, 2ER) in nine games at home...Held right-handed batters to a .158 (9-57) mark.

DIAZ, CARLOS [1B]

HT: 6-2; **WT:** 220; **B:** L; **T:** L; **Signed by:** Fred Ferreira, Calvin Maduro, Gustavo Bencid; **Born:** December 16, 1996, Mexico City, Mexico; **Resides:** Mexico City, Mexico; **Acquired:** Signed by the Orioles as a non-drafted free agent on January 28, 2014

YEAR	CLUB	AVG	G	AB	R	H	2B	3B	HR	RBI	SH	SF	HBP	BB	IB	SO	SB	CS	GDP	SLG	OBP	E
2014 WILL BE FIRST PROFESSIONAL SEASON																						

DIAZ, ELVIS FELIX (BLANCO) [RHP]

HT: 6-3; **WT:** 185; **B:** R; **T:** R; **Born:** February 6, 1993, Licey, DR; **Resides:** Licey, DR; **Acquired:** Signed as a free agent on June 10, 2013

YEAR	CLUB	W	L	ERA	G	GS	CG	SHO	SV	IP	H	R	ER	HR	HB	BB	IB	SO	WP	BK	E
2012	DSL Royals (R)	2	2	7.23	12	0	0	0	2	23.2	24	21	19	2	1	5	3	15	1	0	0
2013	DSL Orioles 2 (R)	1	2	3.90	14	0	0	0	0	27.2	21	15	12	2	1	6	1	22	4	1	0
Minor Lg. Totals		3	4	5.44	26	0	0	0	2	51.1	45	36	31	4	2	11	4	37	5	1	0

2013: Maintained a 2.87 ERA (15.2IP, 5ER) in nine games away from home...Struck out a season-high four batters twice in back-to-back appearances on June 19 then again on June 26...**2012:** Was a perfect 2-2 in save opportunities...Did not walk a batter in six appearances from June 20–July 26.

DOMINGUEZ, DIONI [RHP]

HT: 5-11; **WT:** 176; **B:** S; **T:** R; **Signed by:** Carlos Bernhardt, David Stockstill; **Born:** October 20, 1990, Ramon Santana, DR; **Resides:** San Pedro de Macoris, DR; **Acquired:** Signed by the Orioles as a non-drafted free agent on January 27, 2010

YEAR	CLUB	W	L	ERA	G	GS	CG	SHO	SV	IP	H	R	ER	HR	HB	BB	IB	SO	WP	BK	E
2010	DID NOT PITCH, WAS A POSITION PLAYER																				
2011	DID NOT PITCH, WAS A POSITION PLAYER																				
2012	DSL Orioles (R)	1	1	2.45	7	0	0	0	0	18.1	12	7	5	0	1	14	0	23	4	0	0
	GCL Orioles (R)	3	1	3.18	10	0	0	0	0	22.2	17	8	8	0	5	13	0	27	4	2	0
2013	GCL Orioles (R)	2	0	1.26	9	0	0	0	2	14.1	5	2	2	0	0	13	0	20	0	2	0
Minor Lg. Totals		6	2	2.44	26	0	0	0	2	55.1	34	17	15	0	6	40	0	70	8	4	11

2013: Did not give up an a run until August 20, a total of six appearances and 10.0 IP...Recorded five outs on five strikeouts on July 4 at home against the GCL Red Sox...Did not allow a run in four games at home...**2012:** Converted from an outfielder to a pitcher for the 2012 season...Began the year with the DSL Orioles...Pitched at least 3.0 innings in four of his seven relief

Minor LEAGUES

appearances for the DSL Orioles, including each of his final three appearances for the team...Did not allow a run in three consecutive appearances totaling 9.0 innings from June 16–25...First appeared for the GCL Orioles on July 7...Struck out a season-high nine on August 1 against the GCL Twins in 4.0 innings...Did not allow a run in three consecutive appearances totaling 10.2 innings from July 23–August 1...At home, did not allow a run and struck out 19 in 13.2 innings for the GCL Orioles.

DOSCH, DREW [3B]

HT: 6-2; **WT:** 200; **B:** L; **T:** R; **Signed by:** Adrian Dorsey; **Born:** June, 24, 1992, Canal Winchester, OH; **Resides:** Canal Winchester, OH; **Acquired:** Drafted by the Orioles in the 7th round of the 2013 MLB June Draft.

YEAR	CLUB	AVG	G	AB	R	H	2B	3B	HR	RBI	SH	SF	HBP	BB	IB	SO	SB	CS	GDP	SLG	OBP	E
2014 WILL BE FIRST PROFESSIONAL SEASON																						

Personal/Amateur: Attended Youngstown State University (Youngstown, OH).

DRAKE, OLIVER GARDNER [RHP]

HT: 6-4; **WT:** 217; **B:** R; **T:** R; **Signed by:** Dean Albany; **Born:** January 13, 1987, Worcester, MA; **Resides:** Gardner, MA; **Acquired:** Orioles 43rd Round selection in the 2008 First Year Player Draft

YEAR	CLUB	W	L	ERA	G	GS	CG	SHO	SV	IP	H	R	ER	HR	HB	BB	IB	SO	WP	BK	E
2008	Bluefield (R)	1	0	0.77	7	0	0	0	0	11.2	7	2	1	1	0	2	0	11	0	0	0
	Aberdeen (A)	0	0	0.87	5	0	0	0	1	10.1	9	3	1	0	1	1	0	13	2	0	0
2009	Delmarva (A)	8	9	4.34	25	24	0	0	0	130.2	138	72	63	6	4	42	1	104	9	1	0
2010	Frederick (A)	6	6	4.36	24	21	0	0	0	128.0	135	70	62	19	6	37	0	100	5	0	1
2011	Norfolk (AAA)	0	0	0.00	1	0	0	0	0	2.0	1	0	0	0	0	1	0	2	0	0	0
	Frederick (A)	8	3	2.14	14	13	2	1	0	96.2	78	27	23	1	4	18	1	80	6	0	3
	Bowie (AA)	3	5	5.20	12	12	2	0	0	64.0	77	39	37	8	4	24	0	47	3	0	1
2012	Bowie (AA)	1	1	1.50	3	3	0	0	0	18.0	8	4	3	1	1	4	0	15	0	0	0
2013	Bowie (AA)	3	0	1.74	19	0	0	0	0	31.0	19	8	6	1	1	13	0	38	1	0	0
Minor Lg. Totals		30	24	3.58	110	73	4	1	9	492.1	472	225	196	37	21	142	2	410	26	1	5

2013: Was third on the team in saves (8)...On July 6 at Harrisburg turned in two perfect innings and struck out three...Struck out three batters in seven of his 19 appearances...Earned saves in three consecutive appearances from June 21–29...**2012:** Started three games for Double-A Bowie, pitching 6.0 innings and allowing two earned runs or fewer in each...**2011:** Pitched four complete games, including one shutout, in 25 starts between Single-A Frederick and Double-A Bowie...Named Carolina League Pitcher of the Week for June 27–July 4...Had a 0.99 WHIP in 96.2 innings pitched with Frederick...Struck out season-high 10 on May 25 vs. Wilmington...Had nine quality starts for Frederick, including each of his final six turns...Posted a 0.92 ERA (48.2IP, 5ER) in those starts, lowering his season ERA from 3.38 to 2.14...Was 5-1 with a 1.58 ERA (51.1IP, 9ER) and 49 strikeouts in seven home starts for Frederick...**2010:** Finished second on the Keys in games started (21) and innings pitched (128.0)...Struck out a career-high 11 batters August 13 against Winston-Salem...**2009:** Tied for the Shorebirds lead in wins (8)...Finished second on the club in strikeouts (104)...Allowed two earned runs or less in eight of his first 10 starts of the season...**2008:** Put up a 0.87 ERA after being called up to Aberdeen...Had a career-high five strikeouts August 27 against Vermont...**Personal/Amateur:** Attended the Naval Academy, majoring in quantitative economics...Earned four letters in baseball and three in hockey in high school.

DURAN, BRAILYN OSVALDO [OF]

HT: 6-3; **WT:** 170; **B:** R; **T:** R; **Signed by:** David Stockstill, Carlos Bernhardt; **Born:** November 10, 1993, Cotui, DR; **Resides:** Cotui, DR; **Acquired:** Signed by the Orioles as a non-drafted free agent on November 10, 2011

YEAR	CLUB	AVG	G	AB	R	H	2B	3B	HR	RBI	SH	SF	HBP	BB	IB	SO	SB	CS	GDP	SLG	OBP	E
2012	DSL Orioles (R)	.186	42	140	15	26	7	1	2	19	2	2	2	8	0	36	3	3	2	.293	.237	3
2013	DSL Orioles 1 (R)	.160	35	94	9	15	2	0	1	10	0	0	2	7	0	36	1	1	0	.213	.233	2
Minor Lg. Totals		.175	77	234	24	41	9	1	3	29	2	2	4	15	0	72	4	4	2	.261	.235	5

2013: Had a five-game hitting streak from July 9–16...Recorded multiple-hits twice on June 8 and again on June 24...**2012:** Recorded a season-high three hits on August 6 against the DSL Rockies...Had a six-game hit streak from July 27–August 7, including two multi-hit performances...Hit .256 (10-39) with five doubles against left-handed pitching...Hit .255 (13-51) in August with 12 RBI.



Baltimore ORIOLES

ENGELHARDT, RACHID [OF]

HT: 5-11; **WT:** 190; **B:** R; **T:** R; **Signed by:** Fred Ferreira, Justin Prinstein; **Born:** November 9, 1995, Curacao; **Resides:** Almere, Netherlands; **Acquired:** Signed as a non-drafted minor league free agent on November 21, 2013

YEAR	CLUB	AVG	G	AB	R	H	2B	3B	HR	RBI	SH	SF	HBP	BB	IB	SO	SB	CS	GDP	SLG	OBP	E
2011	Mr.Cocker HCAW (DUML)	.063	8	16	0	1	0	0	0	0	0	0	0	1	0	6	0	0	2	.063	0.118	0
2012	Corondon Kirnheim (DUML)	.203	37	128	18	26	9	2	1	10	0	2	6	6	0	26	11	2	7	.328	.268	0
2013	Corondon Kirnheim (DUML)	.318	21	66	11	21	5	0	0	12	0	1	2	8	0	10	4	0	0	.394	.403	0
Minor Lg. Totals		.230	66	210	29	48	14	2	1	22	0	3	8	15	0	42	15	2	9	.330	.300	0

ESCAT, GENE B. [RHP]

HT: 6-4; **WT:** 190; **B:** R; **T:** R; **Signed by:** Rich Morales; **Born:** September 3, 1989, Hanford, CA; **Resides:** Hanford, CA; **Acquired:** Orioles 23rd round selection in 2012 First Year Player Draft

YEAR	CLUB	W	L	ERA	G	GS	CG	SHO	SV	IP	H	R	ER	HR	HB	BB	IB	SO	WP	BK	E
2012	Aberdeen (A)	0	0	2.35	7	0	0	0	0	7.2	6	2	2	0	0	5	1	5	2	0	0
	Delmarva (A)	3	2	3.96	18	0	0	0	1	25.0	30	13	11	3	1	8	0	23	2	0	0
2013	Frederick (A)	6	7	5.65	41	0	0	0	6	57.1	63	38	36	7	2	25	0	35	8	0	1
Minor Lg. Totals		9	9	4.90	66	0	0	0	7	90.0	93	53	49	10	3	38	1	63	12	0	1

2013: Led the Keys with 41 appearances and 26 scoreless outings...Went 2-2 with three saves and a 2.79 ERA in July (9.2IP, 3ER)...**2012:** Five of his seven appearances for Single-A Aberdeen and 13 of his 18 appearances for Single-A Delmarva were scoreless...Pitched at least 2.0 innings in five of his 18 appearances for Delmarva...Recorded at least two strikeouts in seven of his 18 appearances for Delmarva...Held opponents to a .071 (1-14) batting average with runners on base and two outs with the Shorebirds...**Personal/Amateur:** Attended Fresno State University.

ESPOSITO, JASON MICHAEL [3B]

HT: 6-2; **WT:** 210; **B:** R; **T:** R; **Signed by:** Adrian Dorsey; **Born:** July 19, 1990, New Haven, CT; **Resides:** Bethany, CT; **Acquired:** Orioles 2nd round pick in 2011 First Year Player Draft

YEAR	CLUB	AVG	G	AB	R	H	2B	3B	HR	RBI	SH	SF	HBP	BB	IB	SO	SB	CS	GDP	SLG	OBP	E
2012	Delmarva (A)	.209	123	473	52	99	13	2	5	51	1	4	8	26	0	113	8	3	10	.277	.260	26
2013	Frederick (A)	.222	100	365	31	81	12	1	4	41	3	5	6	19	0	115	8	2	8	.293	.268	22
Minor Lg. Totals		.215	223	838	83	180	25	3	9	92	4	9	14	45	0	228	16	5	18	.284	.264	48

2013: Recorded multiple-hits 18 times during the season...Collected 4 RBI on June 24 at Salem, going 2-4 with a double and a home run...Was tied for fourth on the team with 100 games played...**2012:** Led Single-A Delmarva in games played (123) and at-bats (473)...Finished second on the team in runs scored (52)...Was third on the club in hits (99) and RBI (51)...Had a nine-game hit streak from May 4-13...Notched a season-high four RBI on May 17 at Hagerstown...Hit .257 (37-144) against left-handed pitching...Named the O's No. 8 prospect after the season by *Baseball America*...**2011:** Named the O's No. 10 prospect after the season by *Baseball America*...**Personal/Amateur:** Attended Vanderbilt University.

FAJARDO, DANIEL JOSE [CA]

HT: 6-1; **WT:** 170; **B:** R; **T:** R; **Signed by:** David Stockstill, Jesus Alfaro, Calvin Maduro; **Born:** November 19, 1994, Maracay, Venezuela; **Resides:** Maracay, Venezuela; **Acquired:** Signed by the Orioles as a non-drafted free agent on September 19, 2011

YEAR	CLUB	AVG	G	AB	R	H	2B	3B	HR	RBI	SH	SF	HBP	BB	IB	SO	SB	CS	GDP	SLG	OBP	E
2012	DSL Orioles (R)	.175	33	97	5	17	3	0	0	6	2	0	0	6	0	18	1	1	4	.206	.223	3
2013	DSL Orioles 2 (R)	.310	43	129	13	40	8	0	0	14	1	2	0	7	1	11	2	1	4	.372	.341	5
Minor Lg. Totals		.252	76	226	18	57	11	0	0	20	3	2	0	13	1	29	3	2	8	.301	.290	8

2013: Recorded multiple hits in 13 of his 43 games...On August 16 against the DSL Blue Jays went 4-4 with 1 R, 1 2B and collected 4 RBI...Hit .339 (20-59) in July with 5 2B and 5 RBI...Led the team with a .310 (40-129) batting average and was second with eight doubles...**2012:** Recorded a season-high three hits on July 19 against the DSL Reds...Hit .333 (8-24) with three doubles when leading off an inning.



FELIZ, HENRY A [RHP]

HT: 6-0; **WT:** 185; **B:** R; **T:** R; **Signed by:** Fred Ferreira, Enrique Costante; **Born:** May 23, 1992, Villa Hermosa, DR; **Resides:** Villa Hermosa, DR; **Acquired:** Signed by the Orioles as a non-drafted free agent on August 1, 2013

YEAR	CLUB	W	L	ERA	G	GS	CG	SHO	SV	IP	H	R	ER	HR	HB	BB	IB	SO	WP	BK	E
2014 WILL BE FIRST PROFESSIONAL SEASON																					

FERMIN, YERALDO [RHP]

HT: 5-11; **WT:** 136; **B:** R; **T:** R; **Born:** October 2, 1991, Samana, DR; **Resides:** Saman, DR; **Acquired:** Signed as a minor league free agent on May 22, 2013

YEAR	CLUB	W	L	ERA	G	GS	CG	SHO	SV	IP	H	R	ER	HR	HB	BB	IB	SO	WP	BK	E
2009	DSL Marlins (R)	2	1	4.01	8	5	0	0	0	33.2	30	17	15	1	2	11	0	23	5	0	1
2010	DSL Marlins (R)	2	2	2.35	6	5	0	0	0	38.1	31	13	10	0	3	7	0	26	8	0	0
2011	DSL Marlins (R)	3	3	3.77	12	4	0	0	0	62.0	62	31	26	1	4	13	0	43	8	0	1
2013	DSL Orioles 2 (R)	8	0	1.41	19	0	0	0	4	57.1	48	14	9	1	1	7	0	51	4	0	1
Minor Lg. Totals		15	6	2.82	45	14	0	0	4	191.1	171	75	60	3	10	38	0	143	25	0	3

2013: Tied for the second-most wins in the DSL (8)...Led the DSL Orioles2 in wins with 8 and was third on the team with a 1.41 ERA (57.1IP, 9ER)...Struck out 51, while walking seven for a 7.29 SO/BB ratio, which led the team...Earned the save on July 25 against the DSL Mets, tossing 4.0 scoreless innings, allowing 1 H and striking out 6 of the 13 batters he faced...Struck out at least one batter, in all but one appearance...Owned a 1-0 record and was 2-2 in save opportunities with a 0.49 ERA (18.1IP, 1ER) in six appearances in June...**2011:** Struck out seven batters in back-to-back outings on June 24-July 1...Won his last start of the season, tossing 8.0 IP and allowing 1 ER on 4 H with 2 BB and 4 SO...**2010:** Pitched six no-hit innings in his first start of the season, walking one and striking out four...**2009:** Won his final two starts of the season.

FIGUEROA, JOSE OCTAVIO [RHP]

HT: 5-11; **WT:** 190; **B:** R; **T:** R; **Signed by:** David Stockstill, Felipe Rojas; **Born:** March 23, 1992, Las Matas de Farfan, DR; **Resides:** Las Matas de Farfan, DR; **Acquired:** Signed as a non-drafted free agent on March 26, 2010

YEAR	CLUB	W	L	ERA	G	GS	CG	SHO	SV	IP	H	R	ER	HR	HB	BB	IB	SO	WP	BK	E
2010	DSL Orioles 2 (R)	0	0	5.95	8	0	0	0	0	19.2	24	18	13	1	1	15	0	14	6	3	0
2011	DSL Orioles (R)	3	1	2.76	23	0	0	0	12	32.2	24	11	10	0	1	9	1	28	5	0	0
2012	GCL Orioles (R)	0	0	3.93	16	0	0	0	6	18.1	16	8	8	0	2	11	0	16	7	2	0
2013	Aberdeen (A)	1	1	5.55	16	0	0	0	0	24.1	26	15	15	2	5	8	1	23	2	0	1
Minor Lg. Totals		4	2	4.36	63	0	0	0	18	95	90	52	46	3	9	43	2	81	20	5	1

2013: Struck out the side in 1.0 IP in relief on August 11 at Batavia...Struck out a season-high three batters on August 11 and then again on August 17...Had a 2.45 ERA (7.1IP, 2ER) in five appearances after the All-Star break...**2012:** Led the GCL Orioles in appearances (16) and saves (6)...**2011:** Was 5th in the DSL in saves (12)...Was tied for team lead in games (23)...**2010:** Made his first career appearance June 1 against the DSL Yankees and allowed one run in 1.1 innings pitched...Struck out a career-high five in his final outing of the season on August 19.

FLORANUS, WENDELL MARLON [RHP]

HT: 6-0; **WT:** 158; **B:** R; **T:** R; **Signed by:** David Stockstill, Ernst Meyer; **Born:** April 16, 1995, Willemstad, Curacao; **Resides:** Willemstad, Curacao; **Acquired:** Signed by the Orioles as a non-drafted free agent on July 14, 2011

YEAR	CLUB	W	L	ERA	G	GS	CG	SHO	SV	IP	H	R	ER	HR	HB	BB	IB	SO	WP	BK	E
2012	DSL Orioles (R)	6	6	4.69	14	11	1	1	1	63.1	68	40	33	3	4	14	0	41	7	0	0
2013	DSL Orioles 1 (R)	3	3	1.51	15	15	1	1	0	77.2	66	15	13	2	2	18	1	43	6	1	2
Minor Lg. Totals		9	9	2.94	29	26	2	2	1	141.0	134	55	46	5	6	32	1	84	13	1	2

2013: Tossed a complete game shutout on July 2 at the DSL White Sox, tossed 6.0 IP and allowed 7 H, 1 BB with 1 SO...Tossed 7.0 shutout innings on August 7 against the White Sox and allowed 3 H, 0 BB, while striking out a season-high eight batters...Allowed more than 2 ER in only one start...Posted a 0.92 ERA (59.0IP, 6ER) in 10 starts between June and July... Ranked 8th in the DSL with a 1.51 ERA...Was tied for the league-lead with 15 games started...**2012:** Led the DSL Orioles in wins (6)...Pitched a complete-game, one-hit shutout on August 3 at the DSL Reds, going 7.0 innings and striking out two...Struck out a season-high seven three times in five starts between July 23-August 15...Went 6-3 with a 3.65 ERA (44.1 IP,18ER) on the road...Held left-handed hitters to a .239 batting average.



Baltimore ORIOLES

FLORES, PEDRO J. [SS]

HT: 5-10; **WT:** 140; **B:** S; **T:** R; **Signed by:** Jesus Alfaro, Calvin Maduro; **Born:** April 18, 1996, Puerto Ordaz, Venezuela; **Resides:** Puerto Ordaz, Venezuela; **Acquired:** Signed as a non-drafted free agent on September 8, 2012

YEAR	CLUB	AVG	G	AB	R	H	2B	3B	HR	RBI	SH	SF	HBP	BB	IB	SO	SB	CS	GDP	SLG	OBP	E
2013	DSL Orioles 2 (R)	.172	26	93	5	16	0	0	0	5	2	0	0	10	0	16	0	1	0	.172	.252	5
	DSL Orioles 1 (R)	.140	18	43	6	6	2	0	0	1	0	0	1	5	0	4	1	1	2	.186	.245	1
	Minor Lg. Totals	.162	44	136	11	22	2	0	0	6	2	0	1	15	0	20	1	2	2	.176	.250	6

2013: Scored and walked twice as well as stole a base on July 28 against the DSL Padres...Ended the season on a two-game hitting-streak.

FOWLER, ZACHARY RAY [LHP]

HT: 6-4; **WT:** 205; **B:** L; **T:** L; **Signed by:** Ernie Jacobs; **Born:** February 27, 1989, Texarkana, TX; **Resides:** Texarkana, TX; **Acquired:** Orioles 34th round selection in 2011 First Year Player Draft

YEAR	CLUB	W	L	ERA	G	GS	CG	SHO	SV	IP	H	R	ER	HR	HB	BB	IB	SO	WP	BK	E
2011	GCL Orioles (R)	0	0	0.00	3	0	0	0	1	3.0	1	0	0	0	0	0	0	4	0	0	0
	Aberdeen (A)	2	0	1.85	13	0	0	0	0	24.1	16	9	5	0	4	6	0	16	2	0	1
2012	Delmarva (A)	0	1	3.18	20	0	0	0	2	45.1	43	20	16	3	5	13	0	42	4	0	0
	Frederick (A)	0	1	6.55	7	0	0	0	1	11.0	17	8	8	2	0	2	0	10	2	1	0
	Norfolk (AAA)	2	2	4.50	3	0	0	0	0	8.0	9	4	4	0	0	4	1	5	0	0	0
2013	Frederick (AA)	3	4	2.57	37	0	0	0	2	73.2	72	25	21	2	3	28	1	55	5	0	1
	Minor Lg. Totals	7	6	2.94	83	0	0	0	6	165.0	158	66	54	7	12	53	2	132	13	1	2

2013: Worked 3.0 scoreless innings, allowing 2 H, 1 BB, while striking out three on August 18 vs. Winston-Salem...Struck out a season-high four batters on May 2 against Myrtle Beach...Struck out at least three batters in 10 of his 37 appearances...Owned a 1.29 ERA (14.0IP, 2ER) with 2 BB and 13 SO in eight April Appearances...Led Keys relievers with 73.2 IP...Earned wins in back-to-back appearances on April 16 and April 20...Earned a save on April 23 after tossing 3.0 IP and allowing 1 H, 1 BB, while striking out three...**2012:** Worked 24 consecutive scoreless innings over 11 appearances out of the bullpen May 2-July 2...**2011:** Appeared in 3 games for the GCL O's, striking out four and allowing no earned runs in 3.0 innings of work...Was transferred to Aberdeen on July 7, appearing in 13 games...Struck out a season-high three batters in 3.0 innings of work on August 30 vs. Tri-City...Did not allow an earned run in nine of his 13 appearances...**Personal/Amateur:** Attended Texas Tech.

FRANCO, DANIEL [OF]

HT: 6-0; **WT:** 165; **B:** R; **T:** R; **Signed by:** Fred Ferreira, Enrique Costante; **Born:** October 31, 1994, Bani, DR; **Resides:** Bani, DR; **Acquired:** Signed as a non-drafted free agent on March 5, 2013

YEAR	CLUB	AVG	G	AB	R	H	2B	3B	HR	RBI	SH	SF	HBP	BB	IB	SO	SB	CS	GDP	SLG	OBP	E
2013	DSL Orioles 2 (R)	.264	57	227	22	60	3	0	0	2	2	0	3	26	0	58	21	14	1	.278	.348	0
	Minor Lg. Totals	.264	57	227	22	60	3	0	0	2	2	0	3	26	0	58	21	14	1	.278	.348	0

2013: Safely reached base in each of the first eight games of the season...Batted .283 (17-60) in June with four runs scored...Was third on the team in games played and OBP...Led the team with 60 hits.

FRANTINI, BRETT THOMAS [CA]

HT: 6-1; **WT:** 210; **B:** R; **T:** R; **Born:** February 7, 1990, Joliet, IL; **Resides:** Shorewood, IL; **Acquired:** Signed as a non-drafted free agent on August 17, 2012

YEAR	CLUB	AVG	G	AB	R	H	2B	3B	HR	RBI	SH	SF	HBP	BB	IB	SO	SB	CS	GDP	SLG	OBP	E
2012	GCL Orioles (R)	.000	3	5	1	0	0	0	0	0	0	0	1	1	0	3	0	0	0	.000	.286	0
2013	GCL Orioles (R)	.091	6	11	2	1	0	0	0	0	1	0	0	3	0	3	0	0	0	.091	.286	0
	Minor Lg. Totals	.063	9	16	3	1	0	0	0	0	1	0	1	4	0	6	0	0	0	.063	.286	0

2013: Played six games for the GCL Orioles...**2012:** Reached base in his second professional game when he was hit by a pitch...Scored his first professional run in his third game...**Personal/Amateur:** Attended Northern Illinois University.

Minor LEAGUES



FREITAS, DAVID [CA]

HT: 6-3; **WT:** 225 **B:** R; **T:** R; **Born:** March, 18, 189, Wilton, CA; **Resides:** Wilton, CA; **Acquired:** Named as the PTBNL to complete the trade of Jim Johnson on December 12, 2013

YEAR	CLUB	AVG	G	AB	R	H	2B	3B	HR	RBI	SH	SF	HBP	BB	IB	SO	SB	CS	GDP	SLG	OBP	E
2010	Vermont (A)	.307	62	218	32	67	19	0	4	40	1	3	5	34	0	47	2	0	5	.450	.408	2
2011	Hagerstown (A)	.288	123	427	67	123	30	0	13	73	0	1	6	82	1	87	2	1	17	.450	.409	6
2012	Potomac (A)	.271	78	273	37	74	22	0	5	46	0	2	7	39	1	52	0	0	10	.407	.374	2
	Midland (AA)	.333	20	63	12	21	6	0	2	11	0	3	2	6	0	15	0	0	1	.524	.392	3
2013	Midland (AA)	.214	61	224	34	48	6	0	9	21	0	0	2	20	0	39	0	0	8	.362	.285	8
	Sacramento (AAA)	.268	29	97	13	26	8	0	1	9	0	0	2	11	0	14	0	0	3	.381	.355	2
	Minor Lg. Totals	.276	373	1302	195	359	91	0	34	200	1	9	24	192	2	254	4	1	44	.424	.377	23

2013: Played two games with Sacramento before heading to Midland...Collected two home runs in a game on May 23 with the RockHounds, going 2-4 with 2 R, 2 HR and 2 RBI...Returned to the River Cats on July 26 and went 2-4 with 1 R, 1 HR and 3 RBI in his first game back...Hit .389 in 18 games in July, going 7-18 with 2 2B, 1 HR and 4 RBI...**2012:** Was traded to the A's in August for Kurt Suzuki and was assigned to Double-A Midland...Hit .333 with 2 HR and 11 RBI in 20 games with the RockHounds...Was named to the Carolina League Mid-season All-Star Team...Compiled a .996 fielding percentage with Potomac, which was the best mark among Carolina League catchers...**2011:** Led the South Atlantic League in walks and ranked second in on-base percentage...Was a SAL Mid-season All-Star...Led the Suns in RBI and walks and tied for the team-lead in doubles (30)...**2010:** Made his professional debut with Vermont of the Short-Season New York-Penn League...Tied for third in the NYPL in doubles (19) and ranked fourth in on-base percentage (.408)...Was named to the NYPL Mid-season All-Star Team...Led the Lake Monsters in doubles, RBI, on-base percentage and total bases (98)...Had a 21-game hitting streak from June 27 to July 25, which was the longest hitting streak in the NYPL in 2010...**Personal/Amateur:** Graduated from Elk Grove (CA) High School in 2007...Led his team to section championships from 2005-07...Attended Cosumnes River College (Sacramento, CA) where he was a Junior College All-American at catcher...Transferred to the University of Hawaii after two years.

GALASTICA, GONZALO A. [IF]

HT: 5-11; **WT:** 160; **B:** S; **T:** R; **Signed by:** Fred Ferreira, Eric Espinosa, Joel Bradley; **Born:** May 15, 1996, David, Panama; **Resides:** Dolega, Panama; **Acquired:** Signed as a non-drafted free agent on April 22, 2013.

YEAR	CLUB	AVG	G	AB	R	H	2B	3B	HR	RBI	SH	SF	HBP	BB	IB	SO	SB	CS	GDP	SLG	OBP	E
2013	DSL Orioles 2 (R)	.238	30	80	4	19	1	1	0	5	0	0	2	6	0	24	1	4	3	.275	.307	12
	Minor Lg. Totals	.063	9	16	3	1	0	0	0	0	1	0	1	4	0	6	0	0	0	.063	.286	12

2013: Ended the season on a six-game hitting-streak...Collected three hits and finished the game going 3-4 with 1 R, on August 16...Batted .314 (11-35) in 14 home games with a triple and 3 RBI.

GAMBOA, EDUARDO (EDDIE) [RHP]

HT: 6-1; **WT:** 204; **B:** R; **T:** R; **Signed by:** James Keller; **Born:** December 21, 1984, Merced, CA; **Resides:** Rocklin, CA; **Acquired:** Orioles 21st round selection in the 2008 First Year Player Draft

YEAR	CLUB	W	L	ERA	G	GS	CG	SHO	SV	IP	H	R	ER	HR	HB	BB	IB	SO	WP	BK	E
2008	Bluefield (R)	1	7	3.63	12	12	1	0	0	62.0	64	31	25	6	2	14	0	41	7	0	5
2009	Delmarva (A)	6	0	1.86	18	0	0	0	1	38.2	30	8	8	5	2	3	0	35	0	0	0
	Frederick (A)	4	0	0.55	14	0	0	0	1	33.0	27	3	2	0	0	7	0	29	1	0	2
	Bowie (AA)	1	0	0.00	7	0	0	0	1	12.0	7	3	0	0	0	7	0	11	3	1	0
2010	Bowie (AA)	7	5	3.75	36	11	0	0	2	98.1	97	45	41	10	4	27	2	83	7	0	1
2011	Aberdeen (A)	0	0	1.29	2	0	0	0	0	7.0	4	1	1	0	0	0	0	9	0	0	0
	Bowie (AA)	2	6	3.05	21	9	0	0	4	73.2	60	30	25	7	6	12	0	50	2	2	2
2012	Frederick (A)	1	0	0.00	2	1	0	0	0	8.2	2	0	0	0	1	0	0	6	0	0	0
	Bowie (AA)	8	4	3.33	23	13	0	0	1	92.0	103	41	34	4	0	17	1	71	3	0	3
	Norfolk (AAA)	1	1	7.02	4	3	0	0	0	16.2	20	13	13	4	0	5	0	9	0	0	0
2013	Bowie (AA)	4	6	3.64	16	16	2	1	0	99.0	82	49	40	6	7	31	0	79	15	2	1
	Norfolk (AAA)	2	5	6.23	9	9	1	0	0	43.1	41	35	30	2	8	28	0	35	6	0	2
	Minor Lg. Totals	37	34	3.37	164	74	4	1	10	584.1	537	259	219	44	30	151	3	458	44	5	16

2013: Threw a 7-inning no-hitter on June 30 vs. Harrisburg...Named Eastern League Pitcher of the Week (June 24-30) and Organizational Pitcher of the Month for June after he went 3-2 with a 2.02 ERA (35.0IP, 8ER)...**2012:** Began the season with Double-A Bowie...Ranked 3rd on the Baysox in wins (8)...Was 4th on the team in innings pitched (92.0) and strikeouts (71)...Made 10 of his first 12 appearances out of the bullpen and went 2-0 as a reliever with Bowie with one save and a 1.59 ERA (22.2IP, 4ER)...Pitched 15.2 consecutive scoreless innings from April 24-May 10...Started in his final 11 games and went 6-4 with a 3.89 ERA (69.1IP, 30ER) in 13 starts with Bowie...Pitched 7.0 innings and allowed one earned run while striking out a season



Baltimore ORIOLES

high-tying seven on August 22 at Richmond...Threw 6.0 shutout innings in his only start with SINGLE-A Frederick, allowing two hits and striking out four...Did not allow a run in his first 7.0 innings with Triple-A Norfolk...**2011:** Appeared in 21 games for Double-A Bowie, finishing with an ERA of 3.05...Recorded a season-high eight strike outs in last start of the season on September 3 vs. Erie...Recorded at least one strikeout in all but three appearances...Appeared in two games for Single-A Aberdeen on a rehab assignment, allowing one earned run and striking out nine batters in 7.0 innings of work...**2010:** Made 24 of his first 25 appearances of the season out of the bullpen before starting in his final 10 games of the season...In eight appearances (three starts) in July, pitched to a 2.01 ERA...Set a new career-high with seven strikeouts on July 29 against New Britain...**2009:** Notched his first career save May 22 against Kannapolis...After being promoted to Frederick on June 28, had nine consecutive scoreless outings...Was promoted to Bowie on August 21 and did not allow an earned run in seven appearances...**2008:** Finished third on the team in innings pitched (62.0) and five of his 12 starts were quality starts...**Personal/Amateur:** Attended the University of California-Davis.

GARRISON, STEVEN [LHP]

HT: 6-0; **WT:** 189; **B:** L; **T:** L; **Born:** September 9, 1986, Trenton, NJ; **Resides:** Ewing, NJ; **Acquired:** Signed by the Orioles as a minor league free agent on February 6, 2014

YEAR CLUB	W	L	ERA	G	GS	CG	SHO	SV	IP	H	R	ER	HR	HB	BB	IB	SO	WP	BK	E
2005 AZL Brewers (R)	2	2	2.86	11	4	0	0	2	34.2	39	13	11	0	0	5	0	28	5	0	0
2006 West Virginia (A)	7	6	3.45	17	16	0	0	0	88.2	86	38	34	10	3	22	0	77	1	1	0
2007 Brevard County (A)	8	4	3.44	20	20	1	1	0	104.2	105	58	40	6	1	28	0	74	2	0	0
Lake Elsinore (A)	2	3	2.79	7	7	0	0	0	42.0	32	15	13	2	1	6	0	28	1	1	1
2008 San Antonio (AA)	7	7	3.82	24	24	0	0	0	129.2	123	59	55	13	2	37	1	108	5	0	2
2009 AZL Padres (R)	0	2	6.20	9	9	0	0	0	20.1	22	14	14	1	2	5	0	22	3	0	0
Lake Elsinore (A)	0	0	1.17	2	1	0	0	1	7.2	5	2	1	0	1	2	0	7	0	0	0
San Antonio (AA)	1	0	9.00	2	2	0	0	0	6.0	9	6	6	2	0	1	0	3	0	0	0
2010 Portland (AAA)	1	3	8.87	5	5	0	0	0	22.1	34	22	22	5	1	7	0	17	0	0	0
AZL Padres (R)	0	0	3.00	3	3	0	0	0	6.0	5	2	2	0	0	1	0	8	0	0	0
Lake Elsinore (A)	1	1	3.14	9	3	0	0	0	28.2	28	13	10	1	1	10	1	13	0	1	0
2011 Staten Island (R)	0	0	0.00	1	1	0	0	0	5.0	4	0	0	0	0	1	0	4	0	0	0
NEW YORK (AL)	0	0	0.00	1	0	0	0	0	0.2	0	0	0	0	0	0	0	0	0	0	0
Trenton (AA)	4	8	5.95	17	16	0	0	0	75.2	102	58	50	12	3	20	0	46	3	0	0
2012 Tacoma (AAA)	1	4	5.86	7	7	0	0	0	43.0	54	29	28	10	0	4	0	20	1	0	0
Jackson (AA)	5	5	4.74	17	14	0	0	0	81.2	100	47	43	9	3	20	1	38	1	2	2
2013 Mobile (AA)	1	1	3.30	47	1	0	0	0	43.2	40	16	16	6	1	14	1	49	3	0	1
Minor Lg. Totals	40	46	4.20	198	133	1	1	3	739.2	788	392	345	77	19	183	4	542	25	5	6
Major Lg. Totals	0	0	0.00	1	0	0	0	0	0.2	0	0	0	0	0	0	0	0	0	0	0

2013: Led the BayBears in appearances with 47...Went 1-1 with a 1.23 ERA (14.2IP, 2ER) in 16 games after the All-Star break...Did not allow an earned run in his last 10 outings of the season...**2012:** Struck out a season-high five batters three times during the season...**2011:** Made his MLB debut on July 25 against Seattle, tossed 0.2 IP...**2010:** Made his Triple-A debut on June 22, tossed 7.0 IP and earned the win...**2008:** Texas League POW, June 15-21. **2007:** Florida State League POW, July 15-21. Misc: Drafted and signed by Brewers in 10th Rd. of 2005 draft...**Personal/Amateur:** Hun School of Princeton (N.J.).

GASSAWAY, RANDOLPH SAMUEL [1B]

HT: 6-3; **WT:** 205; **B:** R; **T:** R; **Signed by:** Arthur McConnehead; **Born:** May 23, 1995, Atlanta, GA; **Resides:** Atlanta, GA; **Acquired:** Orioles 16th round selection in the 2013 First Year Player Draft

YEAR CLUB	AVG	G	AB	R	H	2B	3B	HR	RBI	SH	SF	HBP	BB	IB	SO	SB	CS	GDP	SLG	OBP	E
2013 GCL Orioles (R)	.246	36	122	13	30	8	1	0	8	0	0	0	10	0	19	3	1	9	.328	.303	6
Minor Lg. Totals	.246	36	122	13	30	8	1	0	8	0	0	0	10	0	19	3	1	9	.328	.303	6

2013: Ended the season safely hitting in 11 of his last 12 games...Had an eight-game hitting-streak from August 13–August 24...Batted .313 (20-64) at home with 7 2B and 6 RBI...Collected a season-high 3 RBI on August 28 as he went 2-4 with 1 R, 2 2B and a walk...**Personal/Amateur:** Attended Riverwood HS (Sandy Springs, GA).

GIL, GEREMIAS ANTONIO. [OF]

HT: 6-2; **WT:** 188; **B:** R; **T:** R; **Signed by:** Fred Ferreira, Eric Espinosa, Joel Bradley; **Born:** January 22, 1996, Chepo, Panama; **Resides:** Chepo, Panama; **Acquired:** Signed as a non-drafted free agent on March 6, 2013

YEAR CLUB	AVG	G	AB	R	H	2B	3B	HR	RBI	SH	SF	HBP	BB	IB	SO	SB	CS	GDP	SLG	OBP	E
2013 DSL Orioles 2 (R)	.171	22	70	4	12	5	0	1	5	0	1	0	9	0	16	1	3	2	.286	.263	2
Minor Lg. Totals	.171	22	70	4	12	5	0	1	5	0	1	0	9	0	16	1	3	2	.286	.263	2

Minor LEAGUES



2013: Hit .235 (4-17) with two doubles against LHP...Notched a season-high 2 RBI on June 12, going 1-2 with 1 R and 2 BB...Walked five times in his first three games.

GIL, JORGE A [OF]

HT: 6-4; **WT:** 200; **B:** R; **T:** R; **Signed by:** Fred Ferreira, Gustavo Bencid, Joel Bradley; **Born:** April 4, 1994, Turmero, Venezuela; **Resides:** Turmero, Venezuela; **Acquired:** Signed by the Orioles as a non-drafted free agent on August 8, 2013

YEAR CLUB	AVG	G	AB	R	H	2B	3B	HR	RBI	SH	SF	HBP	BB	IB	SO	SB	CS	GDP	SLG	OBP	E
2014 WILL BE FIRST PROFESSIONAL SEASON																					

GIVENS, MYCHAL ANTONIO [RHP]

HT: 6-0; **WT:** 207; **B:** R; **T:** R; **Signed by:** John Martin; **Born:** May 13, 1990, Tampa, FL; **Resides:** Tampa, FL; **Acquired:** Orioles 2nd round selection in the 2009 First Year Player Draft

YEAR CLUB	W	L	ERA	G	GS	CG	SHO	SV	IP	H	R	ER	HR	HB	BB	IB	SO	WP	BK	E
2010	DID NOT PITCH, WAS A POSITION PLAYER																			
2011	DID NOT PITCH, WAS A POSITION PLAYER																			
2012	DID NOT PITCH, WAS A POSITION PLAYER																			
2013 Delmarva (A)	2	3	4.22	28	0	0	0	3	42.2	34	20	20	1	3	19	0	36	11	1	0
Minor Lg. Totals	2	3	4.22	28	0	0	0	3	42.2	34	20	20	1	3	19	0	36	11	1	59

2013: Earned the win in his first career pitching appearance on April 6, tossing 2.0 no-hit innings with 1 BB and 2 SO...Went 2-1 with 2 saves and a 2.05 ERA (22.0IP, 5ER) in 14 appearances at home...Maintained a 1.93 ERA (14.0IP, 3ER) with 4 BB and 13 SO in eight appearances in July...Converted from a shortstop to a pitcher for the 2013 season...**2012:** Finished third on Delmarva in steals (13)...Recorded two hits in four consecutive games from August 8-11...Stole three bases on June 28 against Hagerstown...Hit .290 (20-69) in August...Hit .342 (26-76) when leading off an inning...**2011:** Led the NYPL in games (74) and was third in the league in at-bats (276)...Led Aberdeen in hits (77) and was second in runs (30), RBI (30), walks (30) and stolen bases (14)...**2010:** Was named the 7th-best prospect in the Orioles organization by *Baseball America* following the 2010 season...Picked up his first professional hit in his first game May 25 against Hickory...Missed time with a sprained left thumb...Hit his first professional home run in his first game with Aberdeen August 29 against Vermont...Hit safely in all eight games played with the Ironbirds...Went 2-4 with an RBI and a pair of runs scored in his only game with Frederick on September 6 at Wilmington...**Personal/Amateur:** Graduated from H.B. Plant (FL) HS.

GONZALEZ, ALFREDO J. [CA]

HT: 6-0; **WT:** 165; **B:** R; **T:** R; **Signed by:** Fred Ferreira, Calvin Maduro, Carlos Moreno; **Born:** December 14, 1995, Caracas, Venezuela; **Resides:** Caracas, Venezuela; **Acquired:** Signed by the Orioles as a non-drafted free agent on August 8, 2013

YEAR CLUB	AVG	G	AB	R	H	2B	3B	HR	RBI	SH	SF	HBP	BB	IB	SO	SB	CS	GDP	SLG	OBP	E
2014 WILL BE FIRST PROFESSIONAL SEASON																					

GONZALEZ, LUIS HUMBERTO [LHP]

HT: 6-2; **WT:** 170; **B:** L; **T:** L; **Born:** January 17, 1992, Mao, DR; **Resides:** Esperanza, DR; **Acquired:** Signed by the Orioles as a minor league free agent on July 18, 2013

YEAR CLUB	W	L	ERA	G	GS	CG	SHO	SV	IP	H	R	ER	HR	HB	BB	IB	SO	WP	BK	E
2010 DSL Phillies (R)	3	3	4.14	10	9	1	0	0	37.0	28	23	17	0	0	36	0	29	8	4	0
2011 GCL Phillies (R)	3	2	5.74	12	7	0	0	0	42.1	51	30	27	0	1	24	0	40	4	1	3
2012 Williamsport (A)	0	3	4.62	16	6	0	0	1	50.2	51	32	26	2	4	25	0	46	6	1	2
2013 DSL Orioles 1 (R)	2	1	1.35	9	0	0	0	1	13.1	10	4	2	0	0	4	1	23	4	0	0
Minor Lg. Totals	8	9	4.52	47	22	1	0	2	143.1	140	89	72	2	5	89	1	138	22	6	5

2013: Allowed runs in only three of his nine appearances...Struck out all three batters he faced in a win on August 14...Earned the save in his final appearance of the season, tossing 2.0 IP of 1-hit ball and striking out three...**2012:** Made six starts from July 6–August 3...Allowed only 1 ER over his last 4 appearances of the season...Struck out a season-high six batters on June 26...**2011:** Went 2-0 and owned a 3.86 ERA (16.1IP, 7ER) as a reliever...Won three straight games from July 18–July 27...Struck out a season-best seven in his last game of the season on August 27...**2010:** Won his first start of the season, tossing 5.0 IP and allowing 1 ER on 2 H with 2 BB and 5 SO...Earned back-to-back wins on June 21-26...Tossed a complete game and earned the win on June 26, going 5.0 IP and striking out five.



GRAHAM, JACK A. [CA]

HT: 5-10; **WT:** 190; **B:** R; **T:** R; **Signed by:** Adrian Dorsey; **Born:** October 23, 1989, Fairfield, CT; **Resides:** Fairfield, CT; **Acquired:** Orioles 38th round selection in the 2012 First Year Player Draft

YEAR CLUB	AVG	G	AB	R	H	2B	3B	HR	RBI	SH	SF	HBP	BB	IB	SO	SB	CS	GDP	SLG	OBP	E
2012 GCL Orioles (R)	.118	17	34	0	4	0	0	0	0	0	0	0	1	4	0	16	0	0	.118	.231	0
2013 Aberdeen (A)	.083	15	24	1	2	0	0	0	2	0	0	0	1	0	12	0	0	1	.083	.120	0
Minor Lg. Totals	.103	32	58	1	6	0	0	0	2	0	0	0	1	5	0	28	0	0	.103	.188	0

2013: Appeared in 15 games for the IronBirds...Recorded hits as a pinch-hitter on August 11 and again on August 16...Scored a run on July 25 vs. Vermont...**2012:** Recorded a hit in his first two and in three of his first four games with the GCL Orioles...**Personal/Amateur:** Attended Kenyon College.

GREEN, ERIC J. [LHP]

HT: 6-1; **WT:** 200; **B:** L; **T:** L; **Signed by:** Kelvin Colon; **Born:** April 18, 1990, DeLand, FL; **Resides:** DeLand, FL; **Acquired:** Orioles 36th round selection in the 2013 First Year Player Draft

YEAR CLUB	W	L	ERA	G	GS	CG	SHO	SV	IP	H	R	ER	HR	HB	BB	IB	SO	WP	BK	E
2013 GCL Orioles (R)	0	0	2.84	9	0	0	0	1	13.2	6	5	4	0	1	10	0	17	1	0	1
Aberdeen (A)	0	0	4.82	6	0	0	0	0	9.1	9	5	5	0	3	6	0	5	5	0	0
Minor Lg. Totals	0	0	3.68	15	0	0	0	1	22.0	15	10	9	0	4	16	0	22	6	0	1

2013: Began the season with GCL Orioles...Did not allow an run in his first three games of the year, a total of 4.2 IP...With Aberdeen, owned a 1.35 ERA (6.2IP, 1ER) in four games away from home...**Personal/Amateur:** Attended Embry-Riddle Aeronautical University (Daytona Beach, FL).

GRENDALL, KEVIN CHRISTOPHER [LHP]

HT: 6-3; **WT:** 185; **B:** L; **T:** L; **Signed by:** Mark Ralston; **Born:** August 22, 1993, Escondido, CA; **Resides:** Escondido, CA; **Acquired:** Orioles 11th round selection in the 2012 First Year Player Draft

YEAR CLUB	W	L	ERA	G	GS	CG	SHO	SV	IP	H	R	ER	HR	HB	BB	IB	SO	WP	BK	E
2012 GCL Orioles (R)	0	4	7.27	7	7	0	0	0	17.1	17	15	14	2	1	11	0	29	1	1	0
2013 GCL Orioles (R)	0	0	0.00	4	0	0	0	0	6.1	4	0	0	0	0	1	0	8	1	0	0
Minor Lg. Totals	0	4	5.32	11	7	0	0	0	23.2	21	15	14	2	1	12	0	37	2	1	0

2013: Made four appearances for the GCL Orioles and did not allow more than a hit in any outing...Struck out three batters in back-to-back games on August 21 and again on August 26...**2012:** Struck out a total of 18 batters in his final three starts of the season, totaling 9.2 innings...Six of his seven appearances came on the road...**Personal/Amateur:** Graduated from San Pasqual (CA) HS.

GUERRA, BYRON SERGEI (CAMEJO) [3B]

HT: 5-10; **WT:** 180; **B:** R; **T:** R; **Signed by:** Fred Ferreira; **Born:** October 27, 1993, Caracas, Venezuela; **Resides:** Caracas, Venezuela; **Acquired:** Signed by the Orioles as a non-drafted free agent on August 2, 2013

YEAR CLUB	AVG	G	AB	R	H	2B	3B	HR	RBI	SH	SF	HBP	BB	IB	SO	SB	CS	GDP	SLG	OBP	E
2013 DSL Orioles 1 (R)	.118	10	34	4	4	1	0	0	2	1	1	1	2	0	3	2	0	2	.147	.184	1
Minor Lg. Totals	.118	10	34	4	4	1	0	0	2	1	1	1	2	0	3	2	0	2	.147	.184	1

2013: Went 3-7 against LHP including a double...Recorded his only extra-base hit, a double, on August 11, going 1-4 with 1 R, and 1 RBI.



GURKA, JASON I. [LHP]

HT: 5-11; **WT:** 159; **B:** L; **T:** L; **Signed by:** Ralph Garr Jr.; **Born:** Jan. 10, 1988, Houston, TX; **Resides:** Chappell Hill, TX; **Acquired:** Orioles 15th round selection in the 2008 First Year Player Draft

YEAR CLUB	W	L	ERA	G	GS	CG	SHO	SV	IP	H	R	ER	HR	HB	BB	IB	SO	WP	BK	E
2008 Bluefield (R)	0	0	9.00	2	0	0	0	0	3.0	5	3	3	1	0	0	0	5	0	0	0
2009	INJURED - DID NOT PLAY																			
2010 Aberdeen (A)	2	2	4.93	22	0	0	0	0	38.1	27	22	21	4	1	19	0	46	1	0	0
2011 Delmarva (A)	2	0	2.52	13	0	0	0	0	25.0	28	11	7	4	2	2	0	33	3	0	0
Frederick (A)	1	1	3.18	20	0	0	0	1	28.1	19	10	10	2	1	9	0	34	0	0	0
2012 Frederick (A)	1	2	2.18	20	1	0	0	1	45.1	30	12	11	1	7	12	2	43	0	0	0
Bowie (AA)	2	3	3.60	12	0	0	0	1	20.0	19	8	8	3	4	12	0	22	0	0	0
2013 Bowie (AA)	2	2	2.95	20	0	0	0	4	39.2	35	13	13	2	6	18	1	46	1	0	0
Minor Lg. Totals	10	10	3.29	109	1	0	0	7	199.2	163	79	73	17	21	72	3	229	5	0	0

2013: Owned a 2.03 ERA (31.1IP, 7ER) in 14 appearances between April and May...Struck out at least one batter in all, but one appearance...Earned the save and struck out a season-high five batters in 3.0 scoreless innings on May 10...Did not allow a run between April 12-May 17, a total of eight games and 20.1 IP...Held left handed hitters to a .188 mark (9-48) with four walks and 19 strikeouts...Earned a save in four straight appearances from May 2-May 17...**2012:** Began the season with Single-A Frederick and did not allow a run in his first four appearances, totaling 7.2 innings...Led Frederick in WHIP (0.93)...Struck out a batter in all but one of his 20 appearances with the Keys, including a season-high five-strikeout performance on May 31 at Winston-Salem in his only start for Frederick...Sixteen of his 20 appearances for the Keys lasted at least 2.0 innings...First appeared for Double-A Bowie on July 13 at Reading...Struck out at least three in six of his 12 appearances with the Baysox...Went 1-1 with one save and a 1.42 ERA (12.2IP, 2ER) on the road for Bowie...Held left-handed hitters to a .150 (3-20) batting average with the Baysox...**2011:** Pitched to a 2.52 ERA in 13 games with Single-A Delmarva...Struck out 10 batters in first appearance of the year over 3.2 innings of work on April 9 vs. Greensboro...Didn't allow an earned run in final 5 appearances...Transferred to Frederick on June 2...Struck out 11 batters in final four appearances of the season...**2010:** Earned his first professional win July 5 against Lowell when he pitched 3.0 innings of relief and struck out five...Pitched to a 2.08 ERA in nine appearances in July...**2009:** DNP...**2008:** Struck out the side in first professional appearance on June 23 against Elizabethton...**Personal/Amateur:** Attended Angelina (TX) JC.

HART, DONNIE S. [LHP]

HT: 5-11; **WT:** 180; **B:** L; **T:** L; **Signed by:** Thom Dreier **Born:** September 6, 1990, Fulsher, TX; **Resides:** Fulsher, TX; **Acquired:** Orioles 27th round selection in the 2013 First Year Player Draft

YEAR CLUB	W	L	ERA	G	GS	CG	SHO	SV	IP	H	R	ER	HR	HB	BB	IB	SO	WP	BK	E
2013 Aberdeen (A)	3	1	2.25	19	0	0	0	5	24.0	24	10	6	0	3	7	2	26	0	0	0
Minor Lg. Totals	3	1	2.25	19	0	0	0	5	24.0	24	10	6	0	3	7	2	26	0	0	0

2013: Led the IronBirds in saves (5) and appearances (19)...Earned the win in his first professional appearance on June 25; tossed 2.0 innings, allowed 1 H with 1 BB and 2 SO...Did not give up a run in his first five outings, a total of 8.1 IP...Allowed only 1ER from June 25-August 14, a total of 12 games and 15.2 IP...Held a 2-0 record with a save and a 0.61 ERA (14.2IP, 1ER) before the All-Star break...**Personal/Amateur:** Attended Texas State University.

HART, JOSH [OF]

HT: 6-2; **WT:** 180; **B:** L; **T:** L; **Signed by:** Arthur McConnehead; **Born:** October 2, 1994, Lilburn, GA; **Resides:** Lilburn, GA; **Acquired:** Orioles 1st round selection (37th overall) in the 2013 First Year Player Draft

YEAR CLUB	AVG	G	AB	R	H	2B	3B	HR	RBI	SH	SF	HBP	BB	IB	SO	SB	CS	GDP	SLG	OBP	E
2013 GCL Orioles (R)	.228	33	123	14	28	5	2	0	9	1	0	2	13	0	23	11	3	4	.301	.312	1
Aberdeen (A)	.100	3	10	0	1	0	0	0	0	0	0	0	1	0	4	0	0	0	.100	.182	0
Minor Lg. Totals	.218	36	133	14	29	5	2	0	9	1	0	2	14	0	27	11	3	4	.286	.302	1

2013: Played 33 games for the GCL Orioles where he played centerfield exclusively...Hit .278 (10-36) against LHP...Recorded five hits in his final two games with the GCL squad, going 5-10 with 2 R, 1 3B, with 2 RBI and a stolen base...Collected a season-high 3 H in a game twice for the GCL Orioles on July 4 and again on August 28...**Personal/Amateur:** Attended Parkview High School...Was originally committed to Georgia Tech.



Baltimore ORIOLES

HARVEY, HUNTER LUKE [RHP]

HT: 6-4; **WT:** 178; **B:** R; **T:** R; **Signed by:** Chris Gale; **Born:** December 9, 1994, Catawba, NC; **Resides:** Catawba, NC; **Acquired:** Orioles 1st round selection (22nd overall) in the 2013 First Year Player Draft

YEAR	CLUB	W	L	ERA	G	GS	CG	SHO	SV	IP	H	R	ER	HR	HB	BB	IB	SO	WP	BK	E
2013	GCL Orioles (R)	0	0	1.35	5	5	0	0	0	13.1	10	2	2	0	0	2	0	18	0	1	0
	Aberdeen (A)	0	1	2.25	3	3	0	0	0	12.0	11	4	3	0	0	4	0	15	1	0	0
	Minor Lg. Totals	0	1	1.78	8	8	0	0	0	25.1	21	6	5	0	0	6	0	33	1	1	0

2013: After the season, was named the #4 prospect in Orioles system by *Baseball America*...Appeared in five games with the GCL Orioles and allowed only 2 ER in a total of 13.1 IP...Both earned runs with the GCL Orioles came in his outing on July 26...Tossed 2.0 no-hit innings on August 1 with the GCL Orioles, allowing a walk, while striking out eight...Struck out 18, while walking just two batters with the Orioles Gulf Coast affiliate...Struck out five batters in each of his three appearances with the Aberdeen IronBirds...**Personal/Amateur:** Attended high school at Bandys High School (Catawba, NC)...Is the son of former Major League pitcher Bryan Harvey.

HEIM, JONAH NATHAN [CA]

HT: 6-3; **WT:** 192; **B:** S; **T:** R; **Signed by:** Kirk Fredriksson; **Born:** June 27, 1995, Amherst, NY; **Resides:** Amherst, NY; **Acquired:** Orioles 4th round selection in the 2013 First Year Player Draft

YEAR	CLUB	AVG	G	AB	R	H	2B	3B	HR	RBI	SH	SF	HBP	BB	IB	SO	SB	CS	GDP	SLG	OBP	E
2013	GCL Orioles (R)	.185	27	81	8	15	5	0	0	4	0	0	0	10	0	13	1	1	5	.247	.275	0
	Minor Lg. Totals	.185	27	81	8	15	5	0	0	4	0	0	0	10	0	13	1	1	5	.247	.275	0

2013: Collected his first career multi-hit game on August 9 on the road against the Rays, going 2-4 with 1 R and a double...Had a seven-game hitting streak from August 9-21, batting 9-20 during that span...Safely reached base in nine of his last 11 games...**Personal/Amateur:** Attended Amherst High School in Snyder, NY.

HERBST, LUCAS M. [OF]

HT: 6-0; **WT:** 185; **B:** L; **T:** L; **Signed by:** Rich Morales; **Born:** September 9, 1990, Monterey, CA; **Resides:** Monterey, CA; **Acquired:** Orioles 26th round selection in the 2012 First Year Player Draft

YEAR	CLUB	AVG	G	AB	R	H	2B	3B	HR	RBI	SH	SF	HBP	BB	IB	SO	SB	CS	GDP	SLG	OBP	E
2012	Aberdeen (A)	.270	38	141	21	38	7	4	1	16	1	3	4	2	0	23	2	2	2	.397	.293	0
	Delmarva (A)	.136	13	44	4	6	1	0	2	6	0	0	1	2	0	5	0	1	0	.295	.191	1
2013	Delmarva (A)	.276	103	406	43	112	16	4	5	41	7	2	10	20	0	76	9	10	3	.372	.324	5
	Minor Lg. Totals	.264	154	591	68	156	24	8	8	63	8	5	15	24	0	104	11	13	5	.372	.307	6

2013: Recorded 112 hits, the second-most on the team, despite not playing his first game until May 4...Started the season off hitting safely in his first five games and nine of his first 11...Recorded six hits in a span of two games going 6-9 with 2 R, 2 2B, and 4 RBI on May 16-17...Batted .293 (89-304) against RHP, including 12 2B, 2 3B, 4 HR and 25 RBI...Maintained a .303 mark (30-99) in May with 11 R, 2 2B, 2 3B, 2 HR and 12 RBI...From May 29-July 26, had a 18 game away on-base streak, batting .329 (24-73) in that span with a .395 OBP...Was third on the team with a .276 average...**2012:** Was tied for second on Single-A Aberdeen in triples (4)...Had a 10-game hit streak July 29-August 8, including six multi-hit games...Named the New York-Penn League Offensive Player of the Week for July 30-August 5 when he was 11-26 with five extra-base hits and six RBI...Homered in his first at-bat for Single-A Delmarva on August 20 at Lakewood...**Personal/Amateur:** Attended Santa Clara University (CA).

HEREDIA, INOCENCIO FERNELIS [RHP]

HT: 5-11; **WT:** 172; **B:** R; **T:** R; **Born:** December 11, 1991, Duverge, DR; **Resides:** York, PA; **Acquired:** Signed as a free agent on February 1, 2013

YEAR	CLUB	W	L	ERA	G	GS	CG	SHO	SV	IP	H	R	ER	HR	HB	BB	IB	SO	WP	BK	E
2010	DSL Nationals (R)	3	3	1.69	26	0	0	0	10	37.1	24	8	7	0	6	11	1	34	4	1	0
2011	DSL Nationals (R)	2	1	0.87	7	0	0	0	2	10.1	10	4	1	0	0	2	0	9	0	0	0
	GCL Nationals (R)	0	2	6.75	17	0	0	0	3	21.1	32	19	16	2	3	7	0	24	1	0	0
2012	GCL Nationals (R)	2	2	2.61	16	0	0	0	2	31.0	28	13	9	1	3	4	0	27	2	0	0
2013	DSL Orioles 2 (R)	1	3	2.55	27	0	0	0	12	35.1	30	17	10	1	0	8	0	41	4	0	0
	Minor Lg. Totals	8	11	2.86	93	0	0	0	29	135.1	124	61	43	4	12	32	1	135	11	1	0

2013: Owned a 1.90 ERA (23.2IP, 5ER) in 16 away games...Held a 0.90 ERA (20.0IP, 2ER) in 18 games between July and August...Did not allow a run when pitching in the 9th inning all season long, a total of 16.2 IP, with 23 strikeouts...Did not give up

Minor LEAGUES



a run from July 24, to the end of the season, a total of 12 appearances, 12.1 IP...During that same span, he was a perfect 7-7 in save opportunities and allowed only 3 H, 2 BB, while striking out 14...Finished fourth in the DSL in saves with 12 and third in games with 27...**2012:** Appeared in 16 games for the GCL Nationals...Did not allow an earned run in his final six appearances, a total of 14.1 IP...Converted his final two save opportunities...Struck out a single-game high of four on July 7 and again on July 23...**2011:** Split the season between the GCL Nationals and the DSL Nationals...Allowed only 1 ER in 10.1 IP and 7 G with the Nationals DSL affiliate...Struck out at least one batter in, all but one appearance with the DSL Nationals...Converted all, but one save opportunity with the GCL Nationals...**2010:** Did not allow a run until his 10th appearance with the DSL Nationals...Ranked third in the league in appearances with 26.

HERNANDEZ, IVAN JOSE [RHP]

HT: 6-2; **WT:** 234; **B:** R; **T:** R; **Signed by:** Jesus Alfaro, Calvin Maduro; **Born:** July 28, 1991, Tacarigua, Venezuela; **Resides:** Maracay, Venezuela; **Acquired:** Signed as a non-drafted free agent on December 14, 2009

YEAR	CLUB	W	L	ERA	G	GS	CG	SHO	SV	IP	H	R	ER	HR	HB	BB	IB	SO	WP	BK	E
2010	DSL Orioles 2 (R)	0	8	5.37	11	0	0	0	0	55.1	69	44	33	1	8	26	0	1	5	2	2
2011	GCL Orioles (R)	1	1	4.43	13	0	0	0	1	22.1	23	11	11	4	3	3	0	19	3	0	0
2012																					
2013	GCL Orioles (R)	0	1	5.50	9	6	0	0	0	18.0	18	14	11	1	2	4	0	14	6	0	0
	Minor Lg. Totals	1	10	5.17	33	16	1	0	1	95.2	110	69	55	6	13	33	0	50	14	2	2

2013: Started his first five games with the GCL Orioles...Struck out five batters in his first two games...Did not allow an earned run in his first three outings, a total of 6.0 IP...Held left handed batters to a .167 clip (5-30) with 2 BB and 6 SO...**2012:** Did not play due to injury...**2011:** Recorded at least one strike out in 12 of 13 games with the GCL O's...**2010:** Struck out a career-best five batters on June 30 vs. the DSL Giants...Tossed his first career complete game on July 24 vs. the DSL Cubs 2.

HERNANDEZ, MANUEL ALFREDO [OF]

HT: 6-0; **WT:** 186; **B:** R; **T:** R; **Signed by:** David Stockstill; **Born:** August 19, 1992, Guatemala City, Guatemala; **Resides:** Guatemala City, Guatemala; **Acquired:** Signed as a non-drafted free agent on September 22, 2009

YEAR	CLUB	AVG	G	AB	R	H	2B	3B	HR	RBI	SH	SF	HBP	BB	IB	SO	SB	CS	GDP	SLG	OBP	E
2010	DSL Orioles (R)	.127	47	134	15	17	2	1	0	5	0	1	8	23	0	39	4	3	2	.157	.289	15
2011	GCL Orioles (R)	.275	49	171	23	47	11	4	1	24	0	1	5	17	1	52	1	2	5	.404	.356	1
2012	GCL Orioles (R)	.234	46	154	17	36	6	1	3	19	0	2	5	12	0	36	1	2	4	.344	.306	2
	Aberdeen (A)	.180	15	50	3	9	3	0	0	4	0	2	4	4	0	12	0	1	0	.240	.283	0
2013	Aberdeen (A)	.216	55	171	19	37	4	2	2	16	0	0	3	16	0	56	3	2	4	.298	.295	3
	Minor Lg. Totals	.215	213	680	77	146	26	8	6	68	0	6	25	72	1	195	9	10	15	.303	.310	21

2013: Racked up a season-high four hits twice during the season, going 4-6 with 1 R and 1 RBI on June 25 and 4-5 with 2 R, 1 2B and 1 RBI on August 6...Collected 3 RBI in a game on August 26 and again on September 9...Hit for a .297 mark (27-91) with 3 2B, 1 3B, 1 HR and 12 RBI in 27 games on the road...**2012:** Tied for first on the GCL Orioles in home runs (3)...Led the club in RBI (19)...Finished second on the team in games played (46), at-bats (154), runs scored (17) and hits (36)...Homered and drove in three runs on August 3 at the GCL Rays...Hit .342 (13-38) when leading off an inning for the GCL Orioles...Promoted to Single-A Aberdeen on August 21 and went 2-3 with a double in his second game with the IronBirds...**2011:** Was second on the team in doubles (11) and triples (4) and was tied for second in hits (47), was third in RBI (24) and tied for third in games (49)...**2010:** Collected his first career hit as part of a multi-hit game June 11 against the DSL Padres.

HERRERA, ALVIN [RHP]

HT: 6-1; **WT:** 165; **B:** R; **T:** R; **Born:** March 15, 1993, Miranda, Venezuela; **Resides:** Miranda, Venezuela; **Acquired:** Signed by the Orioles as a minor league free agent on June 9, 2013

YEAR	CLUB	W	L	ERA	G	GS	CG	SHO	SV	IP	H	R	ER	HR	HB	BB	IB	SO	WP	BK	E
2011	DSL Rockies (R)	0	1	12.66	10	0	0	0	0	10.2	14	17	15	1	4	4	0	10	6	0	1
2012	DSL Rockies (R)	0	1	2.79	9	0	0	0	0	9.2	8	3	3	1	0	8	0	6	1	0	0
2013	DSL Orioles 1 (R)	3	3	2.43	19	0	0	0	4	40.2	41	15	11	0	3	18	1	33	3	0	2
	Minor Lg. Totals	3	5	4.28	38	0	0	0	4	61.0	63	35	29	2	7	30	1	49	10	0	3

2013: Tossed 2.0 no-hit innings in his first outing of the season, striking out three of the six batters he faced...Did not allow an earned run from June 29-July 14, a total of 13.0 IP...Owned a 2.15 ERA (29.1IP, 7ER) in 14 games at home...Held right handed batters to a .238 mark (25-105) with 25 SO...Struck out a season-high four batters, earning the save on August 4, tossed 3.0 IP and allowed 3 H...**2012:** Allowed 3 ER in 9.2 IP, but did not allow a run in seven of his nine appearances...Struck out a season-high two batters, tossing a perfect frame on July 26...Maintained a 1.42 ERA (6.1 IP, 1 ER) in five games during July...**2011:** Struck out two batters in a game in three appearances...**2010:** Did not play due to injury.



Baltimore ORIOLES

HOBGOOD, MATTHEW MICAH [RHP]

HT: 6-4; **WT:** 265; **B:** R; **T:** R; **Signed by:** Mark Ralston; **Born:** August 3, 1990, Glendale, AZ; **Resides:** Norco, CA; **Acquired:** Orioles 1st round selection (5th overall) in the 2009 First Year Player Draft

YEAR CLUB	W	L	ERA	G	GS	CG	SHO	SV	IP	H	R	ER	HR	HB	BB	IB	SO	WP	BK	E
2009 Bluefield (R)	1	2	4.73	8	8	0	0	0	26.2	32	17	14	0	0	8	0	16	7	0	2
2010 Delmarva (A)	3	7	4.40	21	21	0	0	0	94.0	90	56	46	6	9	38	0	59	16	1	5
2011 GCL Orioles (R)	0	0	4.35	5	5	0	0	0	10.1	10	6	5	1	0	3	0	9	3	0	0
Aberdeen (A)	0	6	10.46	8	7	0	0	0	26.2	41	34	31	2	7	23	0	13	7	0	1
2012	DID NOT PITCH																			
2013 Delmarva (A)	7	3	3.71	24	1	0	0	1	63.0	61	30	26	2	2	28	2	47	5	0	1
Frederick (A)	2	1	5.58	9	0	0	0	0	30.2	29	19	19	2	5	11	0	25	3	0	1
Minor Lg. Totals	13	19	5.05	75	42	0	0	1	251.1	263	162	141	13	23	111	2	169	41	1	10

2013: Spent the majority of the year with the Shorebirds, where he owned a 5-1 record with a save and a 1.54 ERA (35.0IP, 6ER) in 13 games at home...Struck out a season-high seven batters in five innings of one-hit ball in relief for the Shorebirds on May 21...Did not allow a run in his first six appearances with the Shorebirds (11.0 IP) and allowed just 2 ER in his first 10 apps for a 0.85 ERA (21.2IP, 2ER)...Was second on the Shorebirds in wins...Made his first appearance with the Keys on July 20, tossing 4.1 IP and allowing 1 ER on 2 H with 2 BB and 6 SO...Allowed 1 H over 8.0 IP in back-to-back outings on August 6-11...**2012:** Did not pitch due to injury...**2011:** Was tied for fourth in games started (7) and finished the year 0-6 with a 10.46 ERA (26.2IP, 31ER)...**2010:** Led the Shorebirds with 21 games started...Pitched a career-high 7.0 innings twice (April 20 against Greensboro and June 4 at Greensboro)...Also struck out a career-best seven June 4 at Greensboro...**2009:** Picked up his first professional win August 13 at Princeton when he tossed 5.0 scoreless innings and allowed two hits while striking out three...Allowed two earned runs or fewer in seven of his eight appearances...**Personal/Amateur:** Graduated from Norco (CA) HS.

HOMIC, MAXWELL (MAX) JOSEPH [LHP]

HT: 6-3; **WT:** 213; **B:** L; **T:** L; **Signed by:** Mark Ralston; **Born:** June 10, 1992, San Diego, CA; **Resides:** San Diego, CA; **Acquired:** Orioles 32nd round selection in the 2013 First Year Player Draft

YEAR CLUB	W	L	ERA	G	GS	CG	SHO	SV	IP	H	R	ER	HR	HB	BB	IB	SO	WP	BK	E
2013 GCL Orioles (R)	1	1	3.80	7	3	0	0	0	21.1	20	12	9	0	0	12	0	16	1	0	1
Minor Lg. Totals	1	1	3.80	7	3	0	0	0	21.1	20	12	9	0	0	12	0	16	1	0	1

2013: Owned a 1.80 ERA (10.0IP, 2ER) in 4 G, 1 GS at home...Outside of giving up 6 ER on August 6, owned a 1.42 ERA (19.0IP, 3ER)...As a starter, was 1-0 with a 0.75 ERA (12.0IP, 1ER) with 9 SO in 3 GS...**Personal/Amateur:** Attended University of San Diego.

HORACEK, MITCH [LHP]

HT: 6-5; **WT:** 185; **B:** L; **T:** L; **Signed by:** Kirk Fredriksson; **Born:** December 3, 1991, Highlands Ranch, CO; **Resides:** Highlands Ranch, CO; **Acquired:** Orioles 9th round selection in the 2013 First Year Player Draft

YEAR CLUB	W	L	ERA	G	GS	CG	SHO	SV	IP	H	R	ER	HR	HB	BB	IB	SO	WP	BK	E
2013 Aberdeen (A)	5	4	2.78	12	11	0	0	0	64.2	54	24	20	1	1	7	1	45	4	0	0
Minor Lg. Totals	5	4	2.78	12	11	0	0	0	64.2	54	24	20	1	1	7	1	45	4	0	0

2013: Finished with the best WHIP (0.94) and 10th-lowest ERA (2.78) in the New York-Penn League...**Personal/Amateur:** Attended Dartmouth College (Hanover, NH).

HOWARD, TRENT THOMAS [LHP]

HT: 6-2; **WT:** 200; **B:** L; **T:** L; **Signed by:** Adrian Dorsey; **Born:** October 16, 1989, Hammond, IN; **Resides:** Hammond, IN; **Acquired:** Orioles 7th round selection in the 2011 First Year Player Draft

YEAR CLUB	W	L	ERA	G	GS	CG	SHO	SV	IP	H	R	ER	HR	HB	BB	IB	SO	WP	BK	E
2011 Aberdeen (A)	3	2	3.48	11	9	0	0	0	41.1	37	20	16	1	1	14	0	45	2	1	0
2012 Delmarva (A)	2	0	1.93	6	0	0	0	0	23.1	21	7	5	1	1	7	1	16	0	0	0
Frederick (A)	4	10	4.83	21	18	0	0	0	100.2	110	71	54	15	3	26	0	70	8	0	5
2013 Bowie (AA)	0	1	9.00	1	1	0	0	0	4.0	4	4	4	0	0	1	0	1	0	0	0
Frederick (A)	3	2	3.48	28	15	0	0	1	88.0	87	45	34	6	3	25	0	72	4	0	2
Minor Lg. Totals	12	15	3.95	67	43	0	0	1	257.1	259	147	113	23	8	73	0	204	14	1	7

2013: Went 3-0 with a save and a 0.62 ERA (29.2IP, 2ER) in 13 relief appearances...Posted a 1.62 ERA (57.2IP, 12ER) in the first half, making four starts and pitching in 15 total games...**2012:** Finished second on Single-A Frederick in strikeouts (70), innings pitched (100.2) and games started (18)...Allowed no more than one earned run in any of his six appearances for

Minor LEAGUES



Single-A Delmarva...All of his appearances for the Shorebirds lasted at least 2.1 innings, and four of the six lasted at least 4.0 innings...First appeared for Frederick on May 13...Pitched a career-high 6.2 innings on August 12 against Myrtle Beach...Struck out a season-high eight on August 17 against Winston-Salem...Was named the recipient of the Elrod Hendricks Minor League Community Service Award...**2011:** Was the NYPL Player of the Week for July 25-August 1 when he went 1-0 without allowing an earned run in 11.0 innings and struck out 15...Was named to the NYPL All-Star Team...Tied for the team lead in wins (3), was second on the club in games started (9) and third in strikeouts (45)...**Personal/Amateur:** Attended Central Michigan University.

HUTTER, JOEL A. [SS]

HT: 6-2; **WT:** 205; **B:** R; **T:** R; **Signed by:** Ken Guthrie; **Born:** February 28, 1990, Davenport, IA; **Resides:** Davenport, IA; **Acquired:** Orioles 10th round selection in the 2012 First Year Player Draft

YEAR CLUB	AVG	G	AB	R	H	2B	3B	HR	RBI	SH	SF	HBP	BB	IB	SO	SB	CS	GDP	SLG	OBP	E
2012 Aberdeen (A)	.257	64	245	22	63	16	1	0	30	0	1	1	21	0	30	3	0	7	.331	.317	18
2013 Delmarva (A)	.230	120	434	57	100	22	4	5	41	1	6	5	53	0	76	1	5	13	.334	.317	15
Minor Lg. Totals	.240	184	679	79	163	38	5	5	71	1	7	6	74	0	106	4	5	20	.333	.317	33

2013: Walked 53 times during the season, which tied him with Torsten Boss for the team-lead...Ranked second on the Shorebirds in doubles with 22 and 4th in RBI with 41 runs batted in...On April 15 on the road against Kannapolis went 4-5 with 1 R, 1 2B and 3 RBI...Hit two home runs in a game on August 20 at Greensboro, going 3-6 with 3 R, 1 2B, 2 HR and picked up a season-high 5 RBI...Posted a .344 (31-90) clip with 13 R, 5 2B, 2 3B, and 11 RBI during the first month of the season...**2012:** Was named the IronBirds Most Valuable Player...Led the team in hits (63), doubles (16), RBI (30) and at-bats (245)...Was third on the team in total bases (81)...Had a 13-game hit streak from July 25-August 10...**Personal/Amateur:** Attended Dallas Baptist University.

ISENIA, JONATAN JEZUS [RHP]

HT: 6-2; **WT:** 176; **B:** R; **T:** R; **Signed by:** David Stockstill, Ernst Meyer; **Born:** March 31, 1993, Willemstad, Curacao; **Resides:** Willemstad, Curacao; **Acquired:** Signed by the Orioles as a non-drafted free agent on December 4, 2011

YEAR CLUB	W	L	ERA	G	GS	CG	SHO	SV	IP	H	R	ER	HR	HB	BB	IB	SO	WP	BK	E
2012 DSL Orioles (R)	0	1	1.47	13	0	0	0	0	18.1	14	7	3	0	3	3	0	10	3	0	0
2013 GCL Orioles (R)	1	2	3.24	13	0	0	0	1	25.0	19	10	9	2	5	8	0	24	2	1	2
Minor Lg. Totals	1	3	2.49	26	0	0	0	1	43.1	33	17	12	2	8	11	0	34	5	1	2

2013: From July 6-July 22, Isenia did not allow a run, a stretch that lasted five games and a total of 10.0 IP...In six games at home, held a 0.69 ERA (13.0IP, 1ER) with 10 SO...Allowed 4 ER in his first appearance, outside of that owned a 1.42 ERA (23.0IP, 5ER)...Played for the Netherlands in the 2013 World Baseball Classic...**2012:** Did not allow an earned run in his first 12 appearances for the DSL Orioles, spanning 16.0 innings...Allowed no more than one hit in all but two of his 13 appearances...Did not walk a batter in his final 10 appearances, spanning 14.1 innings.

JEAN, CARLOS ALBERTO [OF]

HT: 6-3; **WT:** 175; **B:** R; **T:** R; **Signed by:** Fred Ferreira, Enrique Constante, Calvin Maduro; **Born:** June 27, 1994, San Pedro de Macoris, DR; **Resides:** San Pedro de Macoris, DR; **Acquired:** Signed as a non-drafted free agent on June 25, 2012

YEAR CLUB	AVG	G	AB	R	H	2B	3B	HR	RBI	SH	SF	HBP	BB	IB	SO	SB	CS	GDP	SLG	OBP	E
2013 DSL Orioles 2 (R)	.211	61	223	28	47	5	2	3	22	4	2	8	29	0	70	7	10	6	.291	.321	4
Minor Lg. Totals	.211	61	223	28	47	5	2	3	22	4	2	8	29	0	70	7	10	6	.291	.321	4

2013: Reached base safely in six of his first seven games of the season....Record four hits in a game twice with the Orioles on June 8 and again on August 19...On June 8, came a home run away from the cycle, going 4-5 with 1 2B, 1 3B, 2 R and 4 RBI...With the bases loaded, was 3-6 with 4 R, 3 H, 1 2B and 6 RBI.

JHONSON, BARRY [RHP]

HT: 6-2; **WT:** 187; **B:** R; **T:** R; **Signed by:** Fred Ferreira, Enrique Constante; **Born:** December 20, 1992, Samana, DR; **Resides:** Samana, DR; **Acquired:** Signed by the Orioles as a non-drafted free agent on August 1, 2013

YEAR CLUB	W	L	ERA	G	GS	CG	SHO	SV	IP	H	R	ER	HR	HB	BB	IB	SO	WP	BK	E
2014 WILL BE FIRST PROFESSIONAL SEASON																				



Baltimore ORIOLES

JIMENEZ, FRANCISCO [RHP]

HT: 6-1; **WT:** 160; **B:** R; **T:** R; **Signed by:** David Stockstill, Felipe Rojas; **Born:** October 4, 1994, San Cristobal, DR; **Resides:** San Cristobal, DR; **Acquired:** Signed by Orioles as a non-drafted free agent on August 1, 2011

YEAR CLUB	W	L	ERA	G	GS	CG	SHO	SV	IP	H	R	ER	HR	HB	BB	IB	SO	WP	BK	E
2012 DSL Orioles (R)	3	0	1.52	11	0	0	1	29.2	23	12	5	0	1	12	0	16	3	0	3	
2013 DSL Orioles 2 (R)	4	4	1.60	14	13	0	0	67.2	52	24	12	2	6	19	0	63	12	1	4	
Minor Lg. Totals	7	4	1.57	25	13	0	0	97.1	75	36	17	2	7	31	0	79	15	1	7	

2013: Was 9th in the DSL with a 1.60 ERA...Ranked first amongst starters in ERA on the DSL Orioles with a 1.60 mark and second on the squad in strikeouts with 69...Earned back-to-back wins on June 12-18, tossing a total of 11.0 IP and allowing 2 ER with 3 BB and 12 SO...Struck out a season-high eight batters twice, on June 12 and again on June 24...Struck out at least three batters in every appearance...Was the owner of a 1-2 record with a 0.67 ERA (26.2IP, 2ER) in five July Starts...At home, had a 2-3 record with a 1.18 ERA (45.2IP, 6ER) in 9 GS...Named a DSL All-Star...**2012:** Did not allow an earned run in his final five appearances, spanning 13.1 innings...Earned a win in three consecutive appearances from July 20-30...Pitched at least 3.0 innings in seven of his 11 appearances...Held right-handed hitters to a .164 (10-61) batting average...Held leadoff hitters to a .077 (2-26) batting average.

JIMENEZ, JULIN [RHP]

HT: 6-1; **WT:** 198; **B:** R; **T:** R; **Signed by:** Fred Ferreira, Enrique Constante; **Born:** January 29, 1993, Barahona, DR; **Resides:** Barahona, DR; **Acquired:** Signed by the Orioles as a non-drafted free agent on August 1, 2013

YEAR CLUB	W	L	ERA	G	GS	CG	SHO	SV	IP	H	R	ER	HR	HB	BB	IB	SO	WP	BK	E
2014 WILL BE FIRST PROFESSIONAL SEASON																				

JONES, CHRIS [LHP]

HT: 6-2; **WT:** 205; **B:** L; **T:** L; **Born:** September 19, 1988, Tampa, FL; **Resides:** Plant City, FL; **Acquired:** April 10, 2013; acquired from Atlanta in exchange for RHP Luis Ayala...Signed as a minor league free agent on March 4, 2014

YEAR CLUB	W	L	ERA	G	GS	CG	SHO	SV	IP	H	R	ER	HR	HB	BB	IB	SO	WP	BK	E
2007 Gulf Coast Indians (R)	0	0	2.45	1	1	0	0	0	3.2	4	1	1	0	0	2	0	5	0	0	0
Lake County (A)	0	1	6.75	1	1	0	0	0	4.0	4	3	3	1	0	3	0	2	0	0	0
2008 Gulf Coast Indians (R)	3	4	3.10	11	10	0	0	0	52.1	44	19	18	4	5	20	0	36	7	0	1
2009 Lake County (A)	5	3	4.07	12	7	0	0	0	55.1	60	32	25	1	5	19	0	50	4	0	2
Kinston (A)	1	1	7.50	4	4	0	0	0	18.0	22	17	15	5	0	8	0	21	4	0	0
2010 Lake County (A)	2	2	2.86	7	1	0	0	1	22.0	16	8	7	2	0	2	0	20	3	0	0
Kinston (A)	4	3	2.39	31	0	0	0	2	67.2	60	20	18	2	5	27	0	65	2	0	1
2011 Kinston (A)	7	1	3.36	43	0	0	0	0	72.1	65	31	27	6	1	30	3	66	12	0	0
2012 Mississippi (AA)	2	5	3.90	45	0	0	0	2	60.0	69	29	26	1	1	19	1	61	8	0	2
2013 Mississippi (AA)	0	0	13.50	1	0	0	0	0	1.1	2	2	2	0	0	2	0	1	0	0	0
Bowie (AA)	0	0	2.57	4	0	0	0	1	7.0	8	2	2	0	0	0	0	6	0	0	0
Norfolk (AAA)	4	4	2.67	31	2	0	0	1	70.2	72	28	21	3	1	34	2	47	8	0	2
Minor Lg. Totals	28	24	3.42	191	26	0	0	7	434.1	426	192	165	25	18	166	6	380	48	0	8

2013: Acquired by the Orioles, April 10, from Atlanta in exchange for Luis Ayala...Had made one appearance for Double-A Mississippi (1.1IP, 2ER) when he was traded...Allowed 2ER in 7.0IP over four appearances for Double-A Bowie before being promoted to Triple-A Norfolk...Posted a 2.67 ERA (70.2IP, 21ER) in 31 games (2GS) for the Tides...Was 3rd on the Tides in ERA among pitchers with 50+ IP...Pitched to a 1.90 ERA (52.0IP, 11ER) from June 1-end of the season...**2012:** Spent his first season in the Atlanta organization (Double-A Mississippi) and finished third on the club in appearances with 45...His 61 strikeouts were good for second among Mississippi relievers...Played in the Arizona Fall League for the Phoenix Desert Dogs, pitching in 10 games out of the pen and posting a 4.60 ERA (15.2IP, 8ER)...**2011:** Spent the season with Kinston in the Cleveland organization...Led the team in relief innings pitched...Ranked second on the team in appearances (43) and third in wins (7)...**2010:** Finished third among all Carolina League relievers in batting average against (.234) and third in strikeouts/per 9.0 innings for a reliever (8.65)...Combined to go 6-5 with a 2.51 ERA in 38 games (one start) between Kinston and Lake County (A)...**2009:** Went a combined 6-4 with a 4.91 ERA in 16 games (11 starts) between Kinston and Lake County...**2008:** Spent the season with Gulf Coast...**2007:** Made his pro debut, splitting the season between Gulf Coast and Lake County...**Personal/Amateur:** Originally selected by Cleveland in the 15th round of the 2007 First Year Player Draft out of Gaither HS (Tampa, FL)...Acquired by Atlanta from Cleveland in exchange for RHP Derek Lowe, October 31, 2011.

Minor LEAGUES



JOSEPH, MICHAEL L [RHP]

HT: 6-7; **WT:** 215; **B:** R; **T:** R; **Signed by:** Dean Albany; **Born:** September 12, 1990, Bala Cynwyd, PA; **Resides:** Bala Cynwyd, PA; **Acquired:** Signed as a non-drafted free agent on September 14, 2012

YEAR CLUB	W	L	ERA	G	GS	CG	SHO	SV	IP	H	R	ER	HR	HB	BB	IB	SO	WP	BK	E
2013 Aberdeen (A)	1	1	5.40	16	0	0	0	1	25.0	33	15	15	0	1	11	1	14	5	0	0
Minor Lg. Totals	1	1	5.40	16	0	0	0	1	25.0	33	15	15	0	1	11	1	14	5	0	0

2013: Earned his first professional save on August 9 against Batavia on the road, tossing a perfect inning...Tossed 2.2 no-hit innings, striking out four on June 20 at Brooklyn...Away from Aberdeen, was 1-0 with 1 save and owned a 2.03 ERA (13.1IP, 3ER)...In his first month as a professional, Joseph went 1-0 with a 3.97 mark (11.1IP, 5ER)...**Personal/Amateur:** Attended college at Middlebury College (VT)...During college, played for the Torrington Titans in the Futures Collegiate Baseball League.

KALUSH, SCOTT NICHOLAS [CA]

HT: 6-1; **WT:** 215; **B:** R; **T:** R; **Signed by:** Rich Morales; **Born:** March 22, 1990, San Mateo, CA; **Resides:** San Mateo, CA; **Acquired:** Orioles 39th round selection in the 2012 First Year Player Draft

YEAR CLUB	AVG	G	AB	R	H	2B	3B	HR	RBI	SH	SF	HBP	BB	IB	SO	SB	CS	GDP	SLG	OBP	E
2012 GCL Orioles (R)	—	1	0	0	0	0	0	0	0	0	0	0	0	0	0	0	0	0	—	—	0
Aberdeen (A)	.138	35	94	7	13	1	0	0	5	2	0	1	18	0	30	1	2	1	.149	.283	6
2013 Aberdeen (A)	.120	22	50	9	6	0	0	2	8	0	2	4	3	0	15	0	0	3	.240	.220	2
Minor Lg. Totals	.132	58	144	16	19	1	0	2	13	2	2	5	21	0	45	1	2	4	.181	.262	8

2013: Went 1-3 in his first game of the season with the IronBirds...Collected 2 RBI on July 9 against the Tri-City...Went 1-2 with 2 R, 3 RBI and hit a home run in his final game of the season on September 3 against Lowell...**2012:** Went 1-3 with a run scored in his Single-A Aberdeen debut on July 5 at Mahoning Valley...Walked in 16 of his 35 games played...Hit .242 (8-33) against left-handed pitching...**Personal/Amateur:** Attended University of California-Davis.

KANG, KYEONG [OF]

HT: 6-2; **WT:** 200; **B:** L; **T:** R; **Signed by:** Juan Alvarez; **Born:** February 2, 1988, Busan, South Korea; **Resides:** Yangsan-Si, South Korea; **Acquired:** Signed as a minor league free agent on November 14, 2013

YEAR CLUB	AVG	G	AB	R	H	2B	3B	HR	RBI	SH	SF	HBP	BB	IB	SO	SB	CS	GDP	SLG	OBP	E
2007 Princeton (R)	.276	55	203	25	56	14	4	3	22	1	0	0	20	1	44	3	3	2	.429	.341	8
2008 Hudson Valley (A)	.278	69	255	38	71	15	7	6	43	1	4	5	20	1	62	6	2	3	.463	.338	3
2009 Bowling Green (A)	.307	89	316	42	97	29	7	5	42	0	2	4	40	0	74	10	5	3	.491	.390	4
2010 Charlotte (A)	.241	86	270	32	65	15	1	1	22	0	2	2	34	3	75	2	4	3	.315	.328	4
2011 Montgomery (AA)	.263	99	316	54	83	14	4	11	39	1	3	11	53	2	85	6	3	6	.437	.384	4
2012 Montgomery (AA)	.243	104	345	58	84	18	4	14	53	0	2	6	51	1	135	4	2	3	.441	.349	0
2013 Charlotte (A)	.339	17	59	13	20	6	1	1	4	0	0	0	9	0	19	1	1	0	.525	.426	3
Montgomery (AA)	.251	107	346	52	87	17	7	15	45	0	1	3	53	1	102	3	0	5	.471	.355	5
Minor Lg. Totals	.267	626	2110	314	563	128	35	56	270	3	14	31	280	9	596	35	20	25	.440	.359	31

2013: Between two teams, played a career-high 124 games and had career-highs in hits, runs, home runs and walks...Began the season with the Stone Crabs where he reached base in all, but his first two games of the year...Led the Biscuits in home runs (15) and was second in RBI (45)...Hit two home runs in a single game on July 21 going 2-4 with 2 R, 1 BB and 2 RBI...**2012:** Named to the Southern League Mid-season All-Star Team...Led the Biscuits with 14 HR...**2009:** Played for the World Team in the 2009 Futures Game...Led the Hot Rods in avg., on-base pct. and slugging pct...**2008:** Was named Renegades Player of the Year while leading the team in RBI, total bases (118), slugging and games played...Was named to the New York-Penn League All-Star Game...**Personal/Amateur:** Drafted out of Parkview High School in Alpharetta, Ga., the alma mater of Jeff Francoeur.

KELLER, JON [RHP]

HT: 6-5; **WT:** 206; **B:** L; **T:** R; **Signed by:** Jim Thrift; **Born:** August 8, 1992, Cedar Rapids, IA; **Resides:** Cedar Rapids, IA; **Acquired:** Orioles 22nd round selection in the 2013 First Year Player Draft

YEAR CLUB	W	L	ERA	G	GS	CG	SHO	SV	IP	H	R	ER	HR	HB	BB	IB	SO	WP	BK	E
2013 GCL Orioles (R)	1	2	4.11	6	5	0	0	0	15.1	17	9	7	0	1	2	0	18	0	0	0
Aberdeen (A)	1	0	3.00	1	0	0	0	0	3.0	1	1	1	0	0	1	0	2	1	0	0
Minor Lg. Totals	2	2	3.93	7	5	0	0	0	18.1	18	10	8	0	1	3	0	20	1	0	0

2013: Spent the majority of the season with the GCL Orioles, where he started all, but one of his six games...Despite going 0-1



in three home games, Keller owned a 1.29 ERA (7.0IP, 1ER) with 1 BB and 7 SO...Struck out a season-high five batters in his last start for the GCL Orioles on August 26....Appeared in one game for the IronBirds on September 2 against Lowell, where he earned the win, tossing 3.0 IP and allowing 1 ER on 1 H with 1 BB and 2 SO...**Personal/Amateur:** Originally drafted by the Seattle Mariners in the 11th round of the 2010 MLB Draft, but did not sign and instead attended the University of Tampa.

KELLOGG, CALEB M. [RHP]

HT: 6-11; **WT:** 185; **B:** R; **T:** R; **Signed by:** Jim Thrift; **Born:** June 3, 1992, Lakeland, FL; **Resides:** Lakeland, FL; **Acquired:** Orioles 17th round selection in the 2013 First Year Player Draft

YEAR CLUB	W	L	ERA	G	GS	CG	SHO	SV	IP	H	R	ER	HR	HB	BB	IB	SO	WP	BK	E
2013 GCL Orioles (R)	4	1	2.19	15	0	0	0	0	24.2	17	8	6	0	0	10	0	27	5	1	0
Minor Lg. Totals	4	1	2.19	15	0	0	0	0	24.2	17	8	6	0	0	10	0	27	5	1	0

2013: Ranked second on the GCL Orioles in wins and third in strikeouts...On August 1 against the GCL Red Sox, tossed a season-high 3.0 IP and allowed 1 H, while striking out four on the way to his fourth win of the season...In August, went 1-0 with a 0.71 ERA (12.2IP, 1ER), 1 BB, and 14 strikeouts...Did not allow a hit or a walk in 12 AB with RISP with 2 outs...**Personal/Amateur:** Was teammates with Orioles minor league pitcher Jon Keller at the University of Tampa.

KEMP, JEFFREY M. [INF]

HT: 6-1; **WT:** 200; **B:** R; **T:** R; **Signed by:** Chris Gale; **Born:** March 23, 1990, Bowie, MD; **Resides:** Bowie, MD; **Acquired:** Orioles 33rd round selection in the 2013 First Year Player Draft

YEAR CLUB	AVG	G	AB	R	H	2B	3B	HR	RBI	SH	SF	HBP	BB	IB	SO	SB	CS	GDP	SLG	OBP	E
2013 Aberdeen (A)	.240	48	154	25	37	9	1	3	20	4	0	6	11	0	50	8	2	6	.370	.316	8
Minor Lg. Totals	.240	48	154	25	37	9	1	3	20	4	0	6	11	0	50	8	2	6	.370	.316	8

2013: Recorded his first career multi-hit game on June 25 against the Staten Island Yankees, going 2-2 with 2 R, 1 2B and 1 RBI...Recorded a single-game high three hits on five separate occasions...When playing SS, Kemp hit .464 (13-28) with 11 R, 5 2B, 2 HR, and 8 RBI...Was 2-3 with 2 R, 1 2B and 4 RBI with the bases loaded...**Personal/Amateur:** Attended Radford University (VA).

KIMMEL, SAM B. [CA]

HT: 6-0; **WT:** 185; **B:** L; **T:** R; **Signed by:** Juan Alvarez; **Born:** November 3, 1989, West Palm Beach, FL; **Resides:** Jupiter, FL; **Acquired:** Orioles 18th round selection in the 2012 First Year Player Draft

YEAR CLUB	AVG	G	AB	R	H	2B	3B	HR	RBI	SH	SF	HBP	BB	IB	SO	SB	CS	GDP	SLG	OBP	E
2012 Aberdeen (A)	.282	47	163	21	46	4	3	3	18	1	2	1	14	0	20	9	3	1	.399	.346	5
2013 Aberdeen (A)	.277	39	148	19	41	6	3	1	16	0	1	0	9	0	24	7	3	2	.378	.316	0
Minor Lg. Totals	.280	86	311	40	87	10	6	4	34	1	3	3	23	0	44	16	6	3	.389	.332	5

2013: Finished second on the IronBirds with a .277 average...In 11 June games, batted .366 (15-41) with 7 R, 1 2B, 1 3B, and 2 RBI...Hit RHP at a .294 rate (35-119) with 19 R, 6 2B, 3 3B and collected 15 RBI...From June 22-July 1, was on a nine game hitting-streak, batting 16-38 with 6 R, 2 2B, 1 3B, and 3 RBI...Reached base in each of his first 12 games of the season...Was the owner of a 18 game on-base streak, dating back to August 30, 2012 to July 1, during that stretch Kimmel hit .382 (26-68) with 11 R, 2 2B, 2 3B, 2 HR, 8 RBI and 6 BB...**2012:** Batted .282 with three triples in 47 games...Recorded a season-high four hits on August 5 at State College...Hit a grand slam as the designated hitter on September 4 at Vermont...Stole five bases in a four-game stretch from July 17-24...**Personal/Amateur:** Attended Stetson University (FL).

KLINE, BRANDEN ALEXANDER [RHP]

HT: 6-3; **WT:** 185; **B:** R; **T:** R; **Signed by:** Chris Gale; **Born:** September 29, 1991, Frederick, MD; **Resides:** Frederick, MD; **Acquired:** Orioles 2nd round selection in the 2012 First Year Player Draft

YEAR CLUB	W	L	ERA	G	GS	CG	SHO	SV	IP	H	R	ER	HR	HB	BB	IB	SO	WP	BK	E
2012 Aberdeen (A)	0	0	4.50	4	4	0	0	0	12.0	12	7	6	1	0	4	0	12	0	0	0
2013 Delmarva (A)	1	2	5.86	7	7	0	0	0	35.1	41	25	23	4	2	14	0	32	6	0	0
Minor Lg. Totals	1	2	5.51	11	11	0	0	0	47.1	53	32	29	5	2	18	0	44	6	0	0

2013: Earned his first professional win on April 13 on the road against Hagerstown...Struck out a season-high 13 batters in 5.2



IP on May 17 against Hickory...**2012:** Pitched to a 4.50 ERA over four starts, striking out 12 batters in 12.0 innings...Named the O's No. 9 prospect after the season by *Baseball America*...**Personal/Amateur:** Attended the University of Virginia.

KNEELAND, CAMERON [INF]

HT: 6-1; **WT:** 195; **B:** R; **T:** R; **Signed by:** ; **Born:** June 23, 1990, Ayer, MA; **Resides:** Ayer MA; **Acquired:** Signed as a minor league free agent on November 1, 2013

YEAR CLUB	AVG	G	AB	R	H	2B	3B	HR	RBI	SH	SF	HBP	BB	IB	SO	SB	CS	GDP	SLG	OBP	E
2012 Worcester (IND)	.236	46	157	19	37	7	0	5	25				18		39	4					
2013 Trois-Rivieres (IND)	.306	99	372	54	114	29	2	9	62				32		59	10					
Minor Lg. Totals																					

2013: Led the Trois-Rivieres Aigles in hits, RBI and batting average...**2012:** Played in the Canadian-American Association where he was teammates with Jose Canseco...**Personal/Amateur:** Attended University of Massachusetts Lowell.

LABRADOR, ALEXANDER [CA]

HT: 6-2; **WT:** 190; **B:** R; **T:** R; **Signed by:** Fred Ferreira, Carlos Moreno; **Born:** October 27, 1994, Caracas, Venezuela; **Resides:** Caracas, Venezuela; **Acquired:** Signed as a free agent on February 16, 2012

YEAR CLUB	AVG	G	AB	R	H	2B	3B	HR	RBI	SH	SF	HBP	BB	IB	SO	SB	CS	GDP	SLG	OBP	E
2012 DSL Orioles (R)	.177	34	79	9	14	0	0	0	6	4	0	1	10	0	19	4	2	0	.177	.278	2
2013 DSL Orioles 1 (R)	.047	19	43	1	2	0	0	0	1	0	0	0	3	0	9	0	0	2	.047	.109	3
Minor Lg. Totals	.131	53	122	10	16	0	0	0	7	4	0	1	13	0	28	4	2	2	.131	.221	5

2013: Recorded his only RBI in his last game of the season on August 24, as he went 1-2 with 1 R, 1 BB and 1 RBI...**2012:** Went 2-4 with a run scored in season finale with the DSL Orioles on August 23...Hit .257 (9-35) on the road.

LAFFEY, AARON [RHP]

HT: 6-0; **WT:** 190; **B:** L; **T:** L; **Signed by:** Bob Mayer; **Born:** April 15, 1985, Cumberland, MD; **Resides:** Cumberland, MD; **Acquired:** Signed as a minor league free agent on January 23, 2014.

YEAR CLUB	W	L	ERA	G	GS	CG	SHO	SV	IP	H	R	ER	HR	HB	BB	IB	SO	WP	BK	E
2003 Burlington (R)	3	1	2.91	9	4	0	0	0	34.0	22	13	11	0	7	15	0	46	4	1	0
2004 Lake County (A)	3	7	6.53	19	15	0	0	1	73.0	79	58	53	6	8	44	0	67	3	1	1
Mahoning Valley (A)	3	1	1.24	8	8	0	0	0	43.2	38	15	6	1	2	10	0	30	2	0	1
2005 Lake County (A)	7	7	3.22	25	23	1	0	1	142.1	123	62	51	5	4	52	0	69	2	2	2
Akron (AA)	1	0	3.60	1	1	0	0	0	5.0	8	2	2	0	0	2	0	6	1	0	0
2006 Kinston (A)	4	1	2.18	10	4	1	1	1	41.1	38	16	10	0	3	6	0	24	2	0	0
Akron (AA)	8	3	3.53	19	19	0	0	0	112.1	121	50	44	9	8	33	0	61	4	0	0
2007 Akron (AA)	4	1	2.31	6	6	0	0	0	35.0	29	13	9	2	3	7	0	24	0	0	0
Buffalo (AAA)	9	3	3.08	16	15	2	1	0	96.1	89	36	33	5	3	23	0	75	0	1	2
CLEVELAND	4	2	4.56	9	9	0	0	0	49.1	54	26	25	2	4	12	0	25	2	1	0
2008 CLEVELAND	5	7	4.23	16	16	0	0	0	93.2	103	52	44	10	9	31	1	43	5	1	1
Buffalo (AAA)	6	2	4.38	11	11	0	0	0	61.2	72	33	30	2	2	18	0	47	2	2	1
2009 Akron (AA)	0	0	3.68	2	2	0	0	0	7.1	6	3	3	0	1	7	0	6	0	0	0
Columbus (AAA)	0	2	11.32	3	3	0	0	0	10.1	21	13	13	2	0	5	0	4	0	0	0
CLEVELAND	7	9	4.44	25	19	0	0	1	121.2	140	69	60	9	2	57	1	59	1	1	1
2010 Lake County (A)	0	0	4.50	2	1	0	0	0	2.0	2	1	1	1	0	0	0	3	0	0	0
Akron (AA)	0	0	0.00	1	0	0	0	0	1.0	1	0	0	0	0	0	0	0	0	0	0
Columbus (AAA)	0	1	3.67	10	4	0	0	0	27.0	29	11	11	1	0	16	0	12	1	0	0
CLEVELAND	2	3	4.53	29	5	0	0	0	55.2	62	30	28	1	2	28	1	28	1	0	1
2011 SEATTLE	1	1	4.01	36	0	0	0	0	42.2	54	20	19	7	1	16	3	24	2	1	0
Scranton/W-B (AAA)	0	1	7.36	2	1	0	0	0	3.2	5	5	3	0	1	2	0	1	0	0	0
NEW YORK (AL)	2	1	3.38	11	0	0	0	0	10.2	13	4	4	0	2	5	0	6	0	0	0
2012 Las Vegas (AAA)	3	5	4.52	11	11	1	0	0	63.2	77	41	32	6	3	20	0	38	3	0	2
TORONTO	4	6	4.56	22	16	0	0	0	100.2	100	56	51	17	5	37	1	48	2	0	0
2013 NEW YORK (NL)	0	0	7.20	4	2	0	0	0	10.0	16	8	8	1	2	5	0	9	0	0	0
TORONTO	0	0	6.75	1	1	0	0	0	2.2	2	2	2	0	0	5	0	0	0	0	0
Albuquerque (AAA)	4	3	5.61	12	11	0	0	0	61.0	72	40	38	12	3	22	0	29	0	0	0
Nashville (AAA)	2	5	7.25	11	11	0	0	0	49.2	68	45	40	5	7	19	0	26	5	0	0
Minor League Totals	57	43	4.03	178	150	5	2	3	870.1	900	457	390	57	55	301	0	568	29	7	9
Major League Totals	25	29	4.45	153	68	0	0	1	487.0	544	267	241	47	27	196	7	242	13	4	3



2013: Began the season on the Mets, making two starts and appearing four games...Struck out five in his first appearance of the season...Selected off waivers by the Blue Jays on April 23...Made his lone appearance three days later...Granted free agency and signed by the Dodgers on April 30...Started 11 games for the Isotopes...Owned a 2-1 record with a 2.90 ERA (31.0IP, 10ER) with 15 strikeouts in five road games...Signed as a free agent with the Brewers on July 10...Went 1-2 with a 4.43 ERA (20.1IP, 10ER) in his first four starts with the club...**2012:** Made 22 appearances (16 starts) for Toronto...As a starter, he went 4-6 with a 4.81 ERA...In 86.0 innings, he gave up 90 hits, 51 runs, 46 earned, with 30 walks and 41 strikeouts...Out of the bullpen, he was 0-0 in six games with a 3.07 ERA...Worked 14.2 innings and permitted 10 hits, five runs earned, with seven walks and seven strikeouts...Went 2-1 with two no-decisions and a 2.70 ERA through his first five starts of the year (nine earned runs/30.0 innings)...**2011:** Split the year between Seattle and the Yankees, combining to go 3-2 with a 3.88 ERA in 47 appearances...The 47 appearances and 3.88 ERA were career bests...Was traded from Cleveland to Seattle for second baseman Matt Lawson on March 2...Optioned to Tacoma (AAA) of the Pacific Coast League on July 2...Had a 1.87 ERA in 27 games prior to the All-Star Game with Seattle...**2010:** Split the season between the minors and the majors...Began the year with Cleveland, pitching out of the bullpen...Optioned to Columbus (AAA) of the International League...**2009:** In a home start vs. Kansas City on April 21, he became the first pitcher in 39 years to induce double play balls in five consecutive innings...Earned his first career save on May 6 at Boston (3.0 innings) in his first regular season career appearance...**2008:** Was named the Gillette American League Rookie of the Month for May...Went at least 5.0 innings in his first 14 starts with the Indians...**2007:** His contract was purchased by Cleveland on August 4...Made his debut that night in Minnesota becoming the youngest Indians starter (22 years, 111 days) to debut since CC Sabathia (20 years, 261 days) on April 8, 2001...Dropped a 3-2 decision...Posted his first major league victory in his second start, a 7-5 victory over Mark Buehrle in Chicago on August...**Personal/Amateur:** Attended Allegany High School (Cumberland, MD).

LAMAS, SERGIO JOSE [INF]

HT: 6-0; **WT:** 176; **B:** S; **T:** R; **Signed by:** Fred Ferreira, Carlos Moreno; **Born:** November 26, 1993, Caracas, Venezuela; **Resides:** Caracas, Venezuela; **Acquired:** Signed as a free agent on February 16, 2012

YEAR	CLUB	AVG	G	AB	R	H	2B	3B	HR	RBI	SH	SF	HBP	BB	IB	SO	SB	CS	GDP	SLG	OBP	E
2012	DSL Orioles (R)	.244	33	82	15	20	6	0	0	9	1	0	3	18	0	25	1	6	0	.317	.398	8
2013	DSL Orioles 1 (R)	.137	39	95	11	13	1	2	0	3	1	0	5	9	0	41	1	2	1	.189	.248	8
Minor Lg. Totals		.186	72	177	26	33	7	2	0	12	2	0	8	27	0	66	2	8	1	.249	.321	16

2013: Recorded two multi-hit games, on July 6 and again on August 2...**2012:** Went 1-2 with two RBI, two runs scored and three walks in his first game with the DSL Orioles on June 4 against the DSL Twins...Walked eight times in five games from July 9-28...Hit .311/.466/.378 at home.

LARTIGUEZ, OSWILL W. [OF]

HT: 5-10; **WT:** 182; **B:** R; **T:** R; **Signed by:** Jesus Alfaro, David Stockstill; **Born:** August 11, 1992, Maracay, Venezuela; **Resides:** Pueblo Ocumare, Venezuela; **Acquired:** Signed as a non-drafted free agent on January 22, 2010

YEAR	CLUB	AVG	G	AB	R	H	2B	3B	HR	RBI	SH	SF	HBP	BB	IB	SO	SB	CS	GDP	SLG	OBP	E
2010	DSL Orioles 2 (R)	.179	55	184	26	33	4	2	0	19	3	0	4	21	1	31	4	8	3	.223	.278	8
2011	DSL Orioles (R)	.261	64	199	31	52	6	2	1	22	5	0	7	30	0	40	16	10	8	.327	.377	1
2012	GCL Orioles (R)	.170	16	47	4	8	1	0	0	2	0	0	0	3	0	7	0	0	1	.191	.220	2
2013	GCL Orioles (R)	.284	33	102	12	29	3	2	0	12	0	2	0	4	0	18	4	4	4	.353	.306	0
Minor Lg. Totals		.229	168	532	73	122	14	6	1	55	8	2	11	58	1	96	24	22	16	.284	.317	11

2013: On August 28 against the GCL Twins, went 2-2 with a walk, 1 2B, 1 3B and collected a season-high 3 RBI...Recorded nine multi-hit games...**2012:** Recorded a hit in each of his first four games for the GCL Orioles...Went 5-10 against left-handed pitching...**2011:** Batted .261 with 6 doubles and 16 stolen bases in 64 games with the DSL Orioles...Recorded at least 1 base hit in 10 of last 14 games of the season...Had a career-high 4 hits on July 6 at the DSL Cubs...**2010:** Picked up his first professional hit June 2 against the DSL Mets...Drove in a career-high three runs July 13 against the DSL Mets.

**LEDESMA, RONARSY [INF]**

HT: 5-11; **WT:** 185; **B:** R; **T:** R; **Signed by:** David Stockstill; **Born:** April 19, 1993, Azua, DR; **Resides:** Azua, DR; **Acquired:** Signed as a non-drafted free agent on February 4, 2010

YEAR	CLUB	AVG	G	AB	R	H	2B	3B	HR	RBI	SH	SF	HBP	BB	IB	SO	SB	CS	GDP	SLG	OBP	E
2010	DSL Orioles 2 (R)	.265	24	68	8	18	3	1	3	13	0	0	3	6	0	14	3	0	1	.471	.351	2
2011	DSL Orioles (R)	.176	24	51	8	9	2	0	1	9	1	0	5	7	0	11	1	2	0	.275	.333	0
2012	DSL Orioles (R)	.343	68	245	35	84	18	8	2	41	1	5	15	26	0	43	19	10	6	.506	.430	23
2013	GCL Orioles (R)	.258	53	190	23	49	15	3	2	28	1	2	8	10	0	35	7	4	4	.400	.319	12
	Aberdeen (A)	.190	6	21	4	4	1	0	1	4	0	0	0	1	0	7	0	0	0	.381	.227	1
Minor Lg. Totals		.285	176	575	78	164	39	12	9	95	3	7	31	50	0	110	30	16	11	.442	.370	38

2013: Hit .302 (16-53) with 4 2B and 12 RBI against LHP with the GCL Orioles...Collected a season-high 4 RBI with the GCL Orioles on June 29, going 2-5 with 1 R, and 1 2B...Made his first appearance with the IronBirds on August 28 and recorded a hit in his first game...Tied for the third-most doubles among Gulf Coast League batters (15)...**2012:** Led the DSL Orioles in games played (68), hits (84), doubles (18), RBI (41), total bases (124), on-base percentage (.430) and slugging percentage (.506)...Was second on the team in triples (8) and stolen bases (19)...Had two nine-game hit streaks (July 21-31 and August 2-13)...Recorded a season-high four hits on August 9 at the DSL Twins, including two doubles...Drove in 10 runs over the final four games of the season...Hit .397 (27-68) against left-handed pitching...Hit .391 (18-46) with runners on base and two outs...**2011:** Collected nine RBI and two doubles in 24 games with the DSL Orioles...Had a base hit in three of the first four games of the season and collected a season-high two base hits and two RBI on June 25 at the DSL White Sox...**2010:** Had his first professional hit June 11 against the DSL Padres...Hit his first professional home run and drove in a career-high four runs July 6 against the DSL Padres...Had a career-best three base hits August 3 against the DSL Reds.

LEFRANC, LU FRANC-CITO [RHP]

HT: 6-4; **WT:** 220; **B:** R; **T:** R; **Signed by:** Fred Ferreira, Enrique Constante; **Born:** March 3, 1993, Santo Domingo, DR; **Resides:** Santo Domingo, DR; **Acquired:** Signed as a non-drafted free agent on June 25, 2012

YEAR	CLUB	W	L	ERA	G	GS	CG	SHO	SV	IP	H	R	ER	HR	HB	BB	IB	SO	WP	BK	E
2013	DSL Orioles 2 (R)	0	3	5.85	12	9	0	0	0	32.1	25	25	21	0	2	40	0	30	8	1	2
Minor Lg. Totals		0	3	5.85	12	9	0	0	0	32.1	25	25	21	0	2	40	0	30	8	1	2

2013: Made his first professional appearance on June 4, against the DSL Tigers...Struck out a season-high five batters on June 29 and again on August 9...Went 0-0 with a 2.08 ERA (13.0IP, 3ER) in August.

LEONCIO, TOMAS [RHP]

HT: 6-2; **WT:** 178; **B:** R; **T:** R; **Signed by:** Fred Ferreira, Enrique Constante, Joel Bradley; **Born:** March 3, 1995, Vicente Noble, DR; **Resides:** Barahona, DR; **Acquired:** Signed as a non-drafted free agent on April 19, 2013

YEAR	CLUB	W	L	ERA	G	GS	CG	SHO	SV	IP	H	R	ER	HR	HB	BB	IB	SO	WP	BK	E
2013	DSL Orioles 1 (R)	2	0	3.00	13	8	0	0	0	39.0	32	17	13	0	4	18	0	44	9	0	2
Minor Lg. Totals		2	0	3.00	13	8	0	0	0	39.0	32	17	13	0	4	18	0	44	9	0	2

2013: Earned his first professional win on July 16, after tossing 5.0 shutout innings with 6 SO...Struck out a season-high seven on July 22 vs. DSL Padres.

LIN, YI-HSIANG [LHP]

HT: 6-0; **WT:** 175; **B:** L; **T:** L; **Signed by:** Ray Poitevint; **Born:** December 16, 1992, Tainan City, Taiwan; **Resides:** Taipei City, Taiwan; **Acquired:** Signed as a non-drafted free agent on February 24, 2012

YEAR	CLUB	W	L	ERA	G	GS	CG	SHO	SV	IP	H	R	ER	HR	HB	BB	IB	SO	WP	BK	E
2012	GCL Orioles (R)	0	5	6.68	11	5	0	0	0	32.1	40	35	24	1	0	16	0	22	3	1	0
2013	GCL Orioles (R)	0	3	4.40	8	0	0	0	0	14.1	10	8	7	1	2	9	0	17	1	0	0
Minor Lg. Totals		0	8	5.98	19	5	0	0	0	46.2	50	43	31	2	2	25	0	39	4	1	0

2013: Struck out a season-high five on July 24 at home against the GCL Twins...Struck out at least one batter in every outing...**2012:** Started in his first four games and in five of his first six games with the GCL Orioles...Went 0-4 with a 5.03 ERA (19.2IP, 11ER) as a starter...Held left-handed hitters to a .200 (4-20) batting average.



Baltimore ORIOLES

LIRANZO, JESUS MANUEL (RAMON) [RHP]

HT: 6-2; **WT:** 200; **B:** R; **T:** R; **Born:** March 7, 1995, La Romana, DR; **Resides:** La Romana, DR; **Acquired:** Signed as a minor league free agent on July 6, 2013

YEAR	CLUB	W	L	ERA	G	GS	CG	SHO	SV	IP	H	R	ER	HR	HB	BB	IB	SO	WP	BK	E
2012	DSL Braves (R)	0	0	9.00	1	0	0	0	0	1.0	1	1	1	0	0	2	0	2	0	0	0
2013	DSL Braves (R)	0	0	11.57	3	1	0	0	0	2.1	3	3	3	0	1	6	0	4	1	0	1
	DSL Orioles 2 (R)	0	1	8.71	6	2	0	0	0	10.1	13	18	10	2	3	6	0	9	4	0	0
Minor Lg. Totals		0	1	9.22	10	3	0	0	0	13.2	17	22	14	2	4	14	0	15	5	0	1

2013: Made his first appearance in the Orioles organization on July 13 and struck out 3...**2012:** Made one appearance and tossed 1.0 IP and allowed 1 ER on 1 H with 2 BB.

LIZARDO, YERIDOLFO [3B]

HT: 6-3; **WT:** 190; **B:** R; **T:** R; **Signed by:** Fred Ferreira, Enrique Constante; **Born:** June 29, 1993, San Pedro de Macoris, DR; **Resides:** San Pedro de Macoris, DR; **Acquired:** Signed as a non-drafted free agent on September 5, 2012

YEAR	CLUB	AVG	G	AB	R	H	2B	3B	HR	RBI	SH	SF	HBP	BB	IB	SO	SB	CS	GDP	SLG	OBP	E
2013	DSL Orioles 2 (R)	.200	11	35	4	7	1	1	1	3	1	0	2	6	0	11	1	2	0	.371	.349	2
Minor Lg. Totals		.200	11	35	4	7	1	1	1	3	1	0	2	6	0	11	1	2	0	.371	.349	2

2013: Collected two hits in his first professional game on June 1, going 2-4 with a double and a triple...Reached base in all, but two games.

LOOMIS, ANDREW ROBERT [LHP]

HT: 5-10; **WT:** 175; **B:** L; **T:** L; **Signed by:** Kevin Ibach; **Born:** November 25, 1985, Whiting, IN; **Resides:** Whiting, IN; **Acquired:** Selected by the Orioles in the 2011 Rule 5 Draft

YEAR	CLUB	W	L	ERA	G	GS	CG	SHO	SV	IP	H	R	ER	HR	HB	BB	IB	SO	WP	BK	E
2008	Jamestown (A)	5	3	3.31	22	0	0	0	0	32.2	36	17	12	4	1	10	1	46	1	0	0
2009	Greensboro (A)	2	3	4.23	41	0	0	0	1	66.0	68	33	31	7	1	23	1	58	3	0	1
	Jupiter (A)	0	0	0.00	1	0	0	0	0	1.0	1	0	0	0	0	2	0	0	0	0	0
2010	Jupiter (A)	2	2	3.50	36	1	0	0	2	61.2	56	27	24	0	7	16	4	59	1	1	0
	Jacksonville (AA)	0	0	4.50	5	0	0	0	0	4.0	4	3	2	0	0	1	1	59	0	0	0
2011	Clearwater (A)	1	2	1.14	28	0	0	0	3	31.2	27	6	4	0	10	1	1	39	1	0	0
2012	Frederick (A)	1	1	2.63	26	0	0	0	3	37.2	36	14	11	0	5	13	0	35	3	0	2
	Bowie (AA)	0	1	5.62	10	1	0	0	1	16.0	20	13	10	3	3	3	0	16	2	0	0
	Norfolk (AAA)	0	0	2.79	6	0	0	0	0	9.2	15	4	3	0	0	2	0	8	1	1	1
2013	Norfolk (AAA)	2	3	3.33	14	0	0	0	0	27.0	23	11	10	1	1	10	0	22	0	0	1
	Bowie (AA)	0	3	5.48	12	0	0	0	1	21.1	24	15	13	2	0	12	1	17	2	1	0
Minor Lg. Totals		13	18	3.50	201	2	0	0	11	308.2	310	143	120	17	19	102	9	303	14	3	5

2013: Split time between Norfolk and Bowie...Earned his first career Triple-A win on May 14, tossing 2.2 innings in relief and allowing 1 H with 1 SO...From May 14-June 16, while with the Tides, did not allow an earned run, a total of 8 G, 17.0 IP...Earned his only save of the season with the Baysox on April 9, tossing 2.0 IP and striking out three...**2012:** Began the season with Single-A Frederick...Finished third on the Keys in appearances (26)...Held opponents scoreless in 20 of his 26 appearances for Frederick...Did not allow a run in 10 consecutive appearances totaling 10.0 innings from June 13-July 16...Struck out a season-high six on June 5 against Potomac in 3.0 innings of work...Held left-handed hitters to a .032 (1-31) batting average with the Keys...Appeared in six games over two stints with Triple-A Norfolk and pitched 3.0 shutout innings for the Tides on July 2 against Syracuse...Made nine relief appearances for Double-A Bowie and went 0-0 with one save and a 3.95 ERA (13.2IP, 6ER) as a reliever for the Baysox...Did not allow a hit to a left-handed batter with Bowie over 11 at-bats, striking out six...**2011:** Struck out 39 in 31.2 innings pitched with Single-A Clearwater...Recorded a 1.14 ERA and 1.17 WHIP...**2010:** Went a combined 2-2 with a 3.56 ERA (65.2IP, 26ER) between Single-A Jupiter and Double-A Jacksonville...**2009:** Finished 20 of the 41 games in which he appeared for Single-A Greensboro...**2008:** Struck out 46 in 32.2 innings pitched with Single-A Jamestown in his first professional season...**Personal/Amateur:** Originally selected by Miami in the 16th round of the 2008 First Year Player Draft...Attended Purdue University (IN).

Minor LEAGUES



LORENZO, GREGORY DANIEL [OF]

HT: 5-10; **WT:** 159; **B:** R; **T:** R; **Signed by:** Carlos Bernhardt, David Stockstill; **Born:** May 31, 1991, San Pedro de Macoris, DR; **Resides:** San Pedro de Macoris, DR; **Acquired:** Signed as a non-drafted free agent on July 4, 2009

YEAR	CLUB	AVG	G	AB	R	H	2B	3B	HR	RBI	SH	SF	HBP	BB	IB	SO	SB	CS	GDP	SLG	OBP	E
2009	DSL Orioles 2 (R)	.174	26	69	9	12	0	2	0	6	1	2	1	11	0	17	5	3	1	.232	.289	0
2010	DSL Orioles (R)	.252	69	226	41	57	4	5	0	15	7	0	4	34	0	49	27	6	1	.314	.360	5
2011	GCL Orioles (R)	.232	48	164	25	38	8	6	0	8	4	1	2	14	0	46	8	5	2	.354	.298	0
2012	GCL Orioles (R)	.316	25	76	9	24	4	3	2	7	0	0	5	3	0	15	4	3	0	.526	.381	1
	Aberdeen (A)	.317	9	41	8	13	1	0	0	6	1	0	2	1	0	5	6	1	0	.341	.364	1
	Delmarva (A)	.333	19	72	13	24	2	2	1	3	1	0	3	1	0	22	6	2	0	.458	.368	4
2013	Delmarva (A)	.241	126	489	65	118	18	8	2	41	7	2	6	22	0	152	40	8	8	.323	.281	14
Minor Lg. Totals		.252	323	1137	170	286	37	26	5	86	21	5	23	86	0	306	96	28	12	.343	.316	25

2013: Led the Shorebirds in games played (126), hits (118) and stolen base (40)...Reached a career-high with 40 stolen bases...Stole two bases in a game on six separate occasions during the season...Recorded a season-high 4 H on April 26 against Greenville, as he went 4-6 with 2 R, 1 2B, 1 HR with 1 RBI...Stole 40 bases, the most by a Shorebirds player since 1999...**2012:** Tied for the GCL Orioles lead in triples (3)...Recorded a hit in 12 of 13 games for the GCL O's between June 27-July 10...Went 4-5 with a double, a home run and two runs scored on July 21 against the GCL Rays in his last game before his promotion to Single-A Aberdeen...Recorded a hit in each of his final seven games with Aberdeen, including three multi-hit games...Recorded a hit in 12 of 13 games for Delmarva between August 11 and August 29, including five multi-hit games...**2011:** Was tied for second in the GCL and led the O's in triples (6)...Led the club in steals (8) and was third in runs (25)...**2010:** Had a career-high three hits July 12 against the DSL Diamondbacks...Had a 10-game hitting streak from August 7-17, during which he hit .400 (14-35) with 11 runs scored...**2009:** Notched his first professional hit on July 9...Scored career-best two runs and had first career multi-hit game on July 16.

LOUICO, WILLIAMS [RHP]

HT: 6-0; **WT:** 200; **B:** R; **T:** R; **Signed by:** Carlos Bernhardt, Dave Stockstill; **Born:** April 10, 1990, Thomonde, Haiti; **Resides:** San Pedro de Macoris, DR; **Acquired:** Signed as a non-drafted free agent on June 4, 2008

YEAR	CLUB	W	L	ERA	G	GS	CG	SHO	SV	IP	H	R	ER	HR	HB	BB	IB	SO	WP	BK	E
2008	DSL Orioles (R)	0	6	6.56	15	6	0	0	0	35.2	42	31	26	0	6	21	0	27	8	1	5
2009	DSL Orioles (R)	2	3	2.01	27	3	0	0	2	58.1	54	24	13	0	6	24	3	37	5	0	1
2010	DSL Orioles (R)	7	5	2.71	14	14	1	1	0	83.0	81	37	25	2	2	23	0	61	5	2	3
2011	DSL Orioles (R)	6	2	2.10	16	15	0	0	0	85.2	65	32	20	2	6	42	0	69	14	0	3
2012	Delmarva (A)	0	7	6.06	23	12	0	0	1	68.1	60	59	46	4	11	63	0	45	11	3	2
2013	Delmarva (A)	0	2	8.31	10	0	0	0	0	13.0	15	16	12	1	2	20	0	21	3	0	1
	Aberdeen (A)	1	1	7.24	11	0	0	0	0	13.2	23	15	11	0	0	8	0	11	4	0	1
Minor Lg. Totals		16	26	3.85	116	50	1	1	3	357.2	340	214	153	9	33	201	3	271	50	6	16

2013: Began the season with the Shorebirds...Struck out at least one batter in every outing with Delmarva...Struck out a season-high four batters twice on April 10 and again on April 27...Made his first appearance with Aberdeen on June 18...Earned his first win with the IronBirds on July 5, tossing 1.0 IP in relief with 1 SO...**2012:** Appeared in his first 11 games of the season as a reliever and went 0-1 with one save and a 3.92 ERA (20.2IP, 9ER) out of the bullpen...Held right-handed hitters to a .197 (28-142) batting average...Did not allow a home run in 13 consecutive appearances from May 15-July 20, totaling 34.1 innings...Held opponents to a .071 (1-14) batting average with the bases loaded...**2011:** Led the league in batters faced (361), was tied for first in the league in games started (15), was second in innings pitched (85.2) and second on the Orioles in strikeouts (69)...**2010:** Finished tied for third in the DSL with 83.0 innings pitched and tied for fifth with seven wins...Led the club in both...Struck out a career-high eight twice (June 11 against the DSL Padres and July 20 against the DSL Twins)...Tossed his first career complete game (7.0 innings) on August 9 against the DSL Padres when he did not allow a run on just two hits...**2009:** Picked up his first professional save on June 8 when he tossed 2.0 scoreless innings...Notched his first win with 2.0 scoreless innings of work on July 9...**2008:** Went 2.1 scoreless innings and struck out 3 while allowing just 1 hit August 12 against the DSL Cubs...**Personal/Amateur:** Was known as Williams Princivil until 2011.



Baltimore ORIOLES

MAGALLANES, NEOMAR [RHP]

HT: 5-11; **WT:** 180; **B:** R; **T:** R; **Signed by:** Fred Ferreira, Carlos Moreno; **Born:** August 13, 1992, LaGuaira, Venezuela; **Resides:** La Guaira, Venezuela; **Acquired:** Signed as a free agent on February 16, 2012

YEAR CLUB	W	L	ERA	G	GS	CG	SHO	SV	IP	H	R	ER	HR	HB	BB	IB	SO	WP	BK	E
2012 DSL Orioles (R)	0	0	21.60	4	0	0	0	0	1.2	4	4	4	0	1	5	0	0	0	0	1
2013 DSL Orioles 2 (R)	0	0	5.00	11	0	0	0	0	18.0	19	12	10	0	1	11	0	10	4	0	1
Minor Lg. Totals	0	0	6.41	15	0	0	0	0	19.2	23	16	14	0	2	16	0	10	4	0	2

2013: Tossed 2.0 no-hit innings on July 23 vs. DSL Pirates...Held right handed batters of a .200 (8-40) clip with 9 SO...**2012:** Made the move from catcher to pitcher in July...Had back-to-back scoreless outings on August 9 and August 16.

MANCINI, TREY ANTHONY [1B]

HT: 6-4; **WT:** 215; **B:** R; **T:** R; **Signed by:** Kirk Fredriksson; **Born:** March 18, 1992, Winter Haven, FL; **Resides:** Winter Haven, FL; **Acquired:** Orioles 8th round selection in the 2013 First Year Player Draft

YEAR CLUB	AVG	G	AB	R	H	2B	3B	HR	RBI	SH	SF	HBP	BB	IB	SO	SB	CS	GDP	SLG	OBP	E
2013 Aberdeen (A)	.328	68	256	43	84	18	2	3	35	0	4	5	20	2	43	3	1	6	.449	.382	6
Minor Lg. Totals	.328	68	256	43	84	18	2	3	35	0	4	5	20	2	43	3	1	6	.449	.382	6

2013: Named the 2013 Topps/Minor League Baseball Player of the Year for the New York-Penn League...Set single-season franchise records in hits (84) and batting average (.328), both good for second in the NYPL...Tied for third in the league in runs scored (43) and finished with the league's fourth-highest on-base percentage (.382)...Named to the New York-Penn League All-Star Team...**Personal/Amateur:** Attended the University of Notre Dame (IN).

MARIN, ADRIAN F. [INF]

HT: 5-10; **WT:** 165; **B:** R; **T:** R; **Signed by:** Juan Alvarez; **Born:** March 8, 1994, Miami, FL; **Resides:** Miami, FL; **Acquired:** Orioles 3rd round selection in the 2012 First Year Player Draft

YEAR CLUB	AVG	G	AB	R	H	2B	3B	HR	RBI	SH	SF	HBP	BB	IB	SO	SB	CS	GDP	SLG	OBP	E
2012 GCL Orioles (R)	.287	47	178	24	51	7	3	0	13	1	0	3	11	0	34	6	1	4	.360	.339	9
Delmarva (A)	.286	6	21	5	6	0	0	0	2	0	0	1	1	0	2	2	0	0	.286	.348	0
2013 Delmarva (A)	.265	108	388	30	103	19	2	4	48	4	3	4	23	0	90	11	4	4	.356	.311	20
Minor Lg. Totals	.273	161	587	59	160	26	5	4	63	5	3	8	35	0	126	19	5	8	.354	.321	29

2013: Ranked second on the Shorebirds with 48 RBI and third on the team in hits (103) and stolen bases (11)...From May 20 to July 19, Marin had a 21 game home on-base streak, hitting .427 (32-75) in that time with a .456 OBP...**2012:** Led the GCL Orioles in games played (47), at-bats (178), hits (51), runs scored (24) and total bases (64)...Finished tied for the team lead in triples...Was second on the club in steals (6)...Named the O's No. 10 prospect and best defensive infielder in the farm system after the season by *Baseball America*...**Personal/Amateur:** Attended Gulliver Prep School (FL).

MARRUGO, YEIZER ENRIQUE [RHP]

HT: 6-0; **WT:** 170; **B:** R; **T:** R; **Signed by:** Jorge Franco, David Stockstill; **Born:** October 1, 1994, Cartagena, Colombia; **Resides:** Cartagena, Colombia; **Acquired:** Signed by Orioles as a non-drafted free agent on November 19, 2011

YEAR CLUB	W	L	ERA	G	GS	CG	SHO	SV	IP	H	R	ER	HR	HB	BB	IB	SO	WP	BK	E
2012 DSL Orioles (R)	1	2	1.44	12	2	0	0	1	25.0	12	7	4	0	2	20	1	20	7	0	0
2013 DSL Orioles 2 (R)	3	4	1.68	13	13	0	0	0	59.0	50	26	11	1	3	29	0	29	4	0	1
Minor Lg. Totals	4	6	1.61	26	15	0	0	1	84.0	62	33	15	1	5	49	1	49	11	0	1

2013: In August, Marrugo went 1-0 with a 0.53 ERA (17.0IP, 1ER) in four starts...Struck out a season-high five batters in 4.0 IP on August 13...Earned his first win of the season on June 13, after tossing 6.0 IP of 3-hit shutout ball, striking out three in the process...**2012:** Did not allow a run in his first nine appearances, totaling 13.2 innings...Started his last two games of the season, allowing one earned run over 7.0 total innings...Held left-handed hitters to a .077 (3-39) batting average.

Minor LEAGUES



MARTINEZ, JESUS M. [CF]

HT: 6-0; **WT:** 175; **B:** L; **T:** R; **Signed by:** Ray Poitevint, Mark Ralston; **Born:** November 6, 1990, Sinaloa, Mexico; **Resides:** Sinaloa, Mexico; **Acquired:** Signed as a non-drafted free agent on August 20, 2012

YEAR CLUB	AVG	G	AB	R	H	2B	3B	HR	RBI	SH	SF	HBP	BB	IB	SO	SB	CS	GDP	SLG	OBP	E
2013 GCL Orioles (R)	.230	38	135	11	31	4	2	2	21	0	0	1	6	0	29	2	0	2	.333	.268	1
Minor Lg. Totals	.230	38	135	11	31	4	2	2	21	0	0	1	6	0	29	2	0	2	.333	.268	1

2013: In his first professional game on June 21, against the GCL Rays, Martinez went 2-3 with 2 R, 1 2B, 1 HR and collected 3 RBI...Collected a season-high 4 RBI on June 27, going 2-4 with a run and a home run.

MARTINEZ, LEYBI [RHP]

HT: 6-4; **WT:** 180; **B:** R; **T:** R; **Signed by:** Fred Ferreira, Enrique Constante; **Born:** January 20, 1995, Villa Hermosa, Dominican Republic; **Resides:** Villa Hermosa, Dominican Republic; **Acquired:** Signed by Orioles as a non-drafted free agent on April 19, 2013

YEAR CLUB	W	L	ERA	G	GS	CG	SHO	SV	IP	H	R	ER	HR	HB	BB	IB	SO	WP	BK	E
2013 DSL Orioles 1 (R)	0	0	6.52	7	0	0	0	0	9.2	8	7	7	0	0	8	0	10	1	0	1
Minor Lg. Totals	0	0	6.52	7	0	0	0	0	9.2	8	7	7	0	0	8	0	10	1	0	1

2013: Made his first career appearance on July 7 at DSL Reds...Struck out a career-high four batters in 3.0 IP on July 22 vs. DSL Padres.

MARTINEZ, ROCKNY JOSE [OF]

HT: 6-0; **WT:** 166; **B:** S; **T:** R; **Signed by:** David Stockstill, Jesus Alfaro; **Born:** July 14, 1992, Maracay, Venezuela; **Resides:** Maracay, Venezuela; **Acquired:** Signed as a non-drafted free agent on January 22, 2010

YEAR CLUB	AVG	G	AB	R	H	2B	3B	HR	RBI	SH	SF	HBP	BB	IB	SO	SB	CS	GDP	SLG	OBP	E
2010 DSL Orioles (R)	.123	29	65	7	8	0	1	0	6	3	1	3	7	0	22	0	1	0	.154	.237	3
2011 DSL Orioles (R)	.270	39	89	15	24	3	1	0	13	3	2	6	11	0	22	4	1	1	.326	.380	2
2012 DSL Orioles (R)	.218	63	234	25	51	6	3	1	17	7	1	9	16	1	50	12	4	2	.282	.292	2
2013 DSL Orioles 2 (R)	.297	56	192	22	57	5	2	0	17	1	1	5	12	0	29	11	8	6	.344	.352	4
Minor Lg. Totals	.241	187	580	69	140	14	7	1	53	14	5	23	46	1	123	27	14	9	.295	.320	11

2013: Collected a career-high 57 hits during the 2013 season and tied his single-season high of 17 RBI...On July 17 vs. DSL Cardinals, recorded a career-high five hits in a game, going 5-5 with 3 R, 1 2B and 2 RBI...**2012:** Recorded a hit in 12 of 13 games between July 12-30...Went 4-5 with a triple, an RBI and a run scored on July 5 at the DSL Twins...Hit .277 (26-94) with one home run, 10 RBI and 10 stolen bases in July...**2011:** Batted .270 with 13 RBI in 39 games with the DSL Orioles...Had five-game hit streak from July 27-August 2...Collected eight base hits in 14 at-bats (.571) over last five games of the season...**2010:** Collected his first professional hit June 5 against the DSL Reds...Had his first multi-RBI game July 8 against the DSL Reds when he drove in two runs.

McADAMS, SEAN D. [RHP]

HT: 6-6; **WT:** 215; **B:** R; **T:** R; **Signed by:** Jim Thrift; **Born:** November 17, 1993, Sarasota, FL; **Resides:** Sarasota, FL; **Acquired:** Orioles 14th round selection in the 2012 First Year Player Draft

YEAR CLUB	W	L	ERA	G	GS	CG	SHO	SV	IP	H	R	ER	HR	HB	BB	IB	SO	WP	BK	E
2012 GCL Orioles (R)	3	0	6.27	13	0	0	0	0	18.2	24	16	13	0	0	12	0	20	1	0	1
2013 GCL Orioles (R)	2	1	5.40	15	1	0	0	1	23.1	20	17	14	0	3	21	1	13	11	0	1
Minor Lg. Totals	5	1	5.79	28	1	0	0	1	42.0	44	33	27	0	3	33	1	33	12	0	2

2013: Notched his first career save on June 27 at GCL Twins, tossing 2.0 innings, with 1 H and 3 SO...**2012:** Eight of his 13 appearances for the GCL Orioles were scoreless...Struck out a season-high four on August 4 against the GCL Rays in 3.0 shutout innings of work...Struck out at least one in all but one appearance...Held right-handed hitters to a .222 (10-45) batting average...**Personal/Amateur:** Graduated from Cardinal Mooney (FL) HS.



Baltimore ORIOLES

McCRACKEN, JASON [RHP]

HT: 6-4; **WT:** 230; **B:** R; **T:** R; **Signed by:** Mark Ralston; **Born:** September 4, 1991, Northridge, CA; **Resides:** Savanna, IL; **Acquired:** Orioles 42nd round selection in the 2011 First Year Player Draft

YEAR	CLUB	W	L	ERA	G	GS	CG	SHO	SV	IP	H	R	ER	HR	HB	BB	IB	SO	WP	BK	E
2012	GCL Orioles (R)	2	2	3.43	5	4	0	0	0	21.0	18	9	8	0	1	10	0	15	1	1	0
	Aberdeen (A)	1	1	2.53	5	0	0	0	0	10.2	10	4	3	0	0	1	0	1	0	0	0
	Delmarva (A)	1	0	1.08	5	0	0	0	1	8.1	12	1	1	0	1	2	0	6	0	0	0
2013	INJURED - DID NOT PITCH																				
	Minor Lg. Totals	4	3	2.70	15	4	0	0	1	40.0	40	14	12	0	2	13	0	22	1	1	0

2013: Did not pitch due to injury...**2012:** Began the season with the GCL Orioles...Did not allow a hit in his first professional appearance, throwing 3.2 scoreless innings and striking out four on June 18 against the GCL Twins...Started his final four games for the GCL Orioles, going 1-2 with a 4.15 ERA (17.1IP, 8ER) as a starter...Held left-handed hitters to a .125 (4-32) batting average in the GCL...Three of his five appearances for Single-A Aberdeen were scoreless...Did not allow a run in his final four appearances of the season with Single-A Delmarva, totaling 7.1 innings...**Personal/Amateur:** Attended Los Angeles Pierce College.

McGILL, SHAWN [CA]

HT: 6-4; **WT:** 195; **B:** R; **T:** R; **Signed by:** Gene Schall; **Born:** February 19, 1984, Wakefield, RI; **Resides:** Wakefield, RI; **Acquired:** Signed as a minor league free agent on February 5, 2014

YEAR	CLUB	AVG	G	AB	R	H	2B	3B	HR	RBI	SH	SF	HBP	BB	IB	SO	SB	CS	GDP	SLG	OBP	E
2006	Batavia (A)	.200	21	60	6	12	1	0	0	3	0	0	0	7	1	17	2	0	3	.217	.284	3
2007	GCL Phillies (R)	.273	6	11	1	3	1	0	0	1	0	0	0	1	0	1	0	0	1	.364	.333	3
2008	Lincoln (IND)	.299	86	274	52	82	6	6	9	43	3	2	16	45	2	56	15	1	5	.464	.424	-
2009	Lincoln (IND)	.270	91	311	49	84	18	1	7	48	3	5	7	58	1	49	22	3	6	.402	.391	-
2010	Lincoln (IND)	.347	40	147	29	51	6	0	8	35	0	2	1	18	0	18	4	1	3	.551	.417	-
	Myrtle Beach (A)	.154	6	13	2	2	0	0	0	1	0	0	1	1	0	6	0	0	0	.154	.267	1
	Mississippi (AA)	.313	13	48	5	15	5	0	1	10	1	0	0	2	0	8	3	0	2	.479	.340	1
2011	Gwinnett (AAA)	.250	6	16	2	4	1	0	0	0	0	0	0	2	0	3	0	0	0	.313	.333	1
	Lynchburg (A)	.289	60	201	25	58	11	1	5	18	1	0	4	17	0	31	3	3	2	.428	.356	5
2012	Lynchburg (A)	.222	14	45	7	10	4	0	1	8	1	1	2	4	0	6	2	1	1	.378	.308	3
	Mississippi (AA)	.143	6	21	1	3	0	0	1	3	0	0	0	0	0	3	0	0	0	.286	.143	1
	Gwinnett (AAA)	.143	17	35	6	5	0	0	0	2	0	1	0	2	0	6	1	1	0	.143	.184	1
2013	Mississippi (AA)	.387	13	31	6	12	4	0	0	5	0	0	2	3	1	6	1	0	1	.516	.472	0
	Lynchburg (A)	.269	56	186	20	50	16	2	1	19	0	1	5	16	0	26	2	0	6	.392	.341	0
	Minor League Totals	.261	218	667	81	174	43	3	9	70	3	3	14	55	2	113	14	5	18	.375	.329	19

2013: Began the season with the Mississippi Braves...Started the season with a seven game hitting streak...Played his first game with Lynchburg on May 17 and collected three hits in his first start on May 18, going 3-3...Hit is lone home run of the season on June 2...Hit .400 against LHP (14-35) with 4 2B, 1 3B and 6 RBI...Batted .323 (20-62) in July with 7 2B...**2012:** Hit a combined .178 (18-for-101) with four doubles, two home runs and 13 RBI in 37 games played...Best performance of the season came on 7/4 vs. WIL with Lynchburg, going 3-for-4 with a home run and a season-high four RBI...**2011:** Spent the majority of the 2011 campaign at Lynchburg...Was promoted to Gwinnett on 5/6 and played six games there before returning to Lynchburg on 5/20...**2010:** Was signed in early July by the Braves from Lincoln of the American Association (IND)...Reported to Myrtle Beach before being promoted to Mississippi after six games...Hit a combined .279 (17-for-61) with five doubles, one home run, and 11 RBI in 19 games between the two stops...**2009:** Played with Lincoln of the American Association, hitting .270 (84-for-311) with 18 doubles, one triple, seven home runs and 48 RBI...**2009:** Hit .299 (82-for-274) with six doubles, six triples, nine home runs and 43 RBI for Lincoln of the American Association...**Personal/Amateur:** Attended Boston College.

MEDINA, CESAR JULIO [RHP]

HT: 6-3; **WT:** 180; **B:** R; **T:** R; **Born:** June 16, 1994, Santo Domingo, DR; **Resides:** Santo Domingo, DR; **Acquired:** Signed as a minor league free agent on May 29, 2013

YEAR	CLUB	W	L	ERA	G	GS	CG	SHO	SV	IP	H	R	ER	HR	HB	BB	IB	SO	WP	BK	E
2012	DSL Braves (R)	0	0	3.38	6	0	0	0	0	8.0	7	3	3	0	4	6	0	2	3	1	0
2013	DSL Orioles 2 (R)	5	1	3.09	16	0	0	0	0	32.0	24	14	11	1	4	15	0	24	5	1	1
	Minor Lg. Totals	5	1	3.15	22	0	0	0	0	40.0	31	17	14	1	8	21	0	26	8	2	1

2013: Earned his first career win on June 15, tossing 5.0 IP in relief, allowing 1 ER on a solo HR, with 0 BB and a season-high 6 SO...Did not allow a run in his final five appearances of the season, a total of 9.2 IP...**2012:** Tossed a season-high 3.2 IP on June 23, allowing 1 ER on 4 H with 1 BB and 1 SO.

Minor LEAGUES



MEDINA, ROBERTICO [INF]

HT: 6-0; **WT:** 170; **B:** R; **T:** R; **Signed by:** Fred Ferreira, Enrique Constante, Joel Bradley; **Born:** January 12, 1994, San Pedro de Macoris, DR; **Resides:** San Pedro de Macoris, DR; **Acquired:** Signed as a non-drafted free agent on March 5, 2013

YEAR	CLUB	AVG	G	AB	R	H	2B	3B	HR	RBI	SH	SF	HBP	BB	IB	SO	SB	CS	GDP	SLG	OBP	E
2013	DSL Orioles 2 (R)	.191	61	215	21	41	6	0	3	18	0	0	4	19	0	88	6	2	3	.260	.269	6
	Minor Lg. Totals	.191	61	215	21	41	6	0	3	18	0	0	4	19	0	88	6	2	3	.260	.269	6

2013: Reached base in each of his first six games of the season, recording hits in five of them...Collected a season-high 3 RBI on 2-4 with 1 R, 1 HR and a walk on June 8 at DSL Brewers.

MEDINA, VICTOR MANUEL [OF]

HT: 6-0; **WT:** 180; **B:** R; **T:** R; **Signed by:** David Stockstill, Jesus Alfaro; **Born:** November 20, 1994, Anzoategui, Venezuela; **Resides:** Lecheria, Edo. Anzoategui, Venezuela; **Acquired:** Signed by Orioles as a non-drafted free agent on November 26, 2011

YEAR	CLUB	AVG	G	AB	R	H	2B	3B	HR	RBI	SH	SF	HBP	BB	IB	SO	SB	CS	GDP	SLG	OBP	E
2012	DSL Orioles (R)	.189	48	164	16	31	12	1	1	13	2	3	3	5	0	50	0	3	1	.293	.223	4
2013	DSL Orioles 1 (R)	.230	69	248	24	57	13	1	1	20	3	3	5	20	1	60	4	4	9	.302	.297	7
	Minor Lg. Totals	.214	117	412	40	88	25	2	2	33	5	6	8	25	1	110	4	7	10	.299	.268	11

2013: Recorded a six-game hitting-streak from July 12-July 16, including two four-hit games on July 14 and again on July 15...Hit .315 (28-89) in 25 games during July, including 5 2B, 1 3B, 1 HR and 13 RBI...**2012:** Finished second on the DSL Orioles in doubles (12)...Batted .244 (20-82) on the road...Had seven multi-hit games.

MERCEDES, ALEXANDER [SS]

HT: 5-9; **WT:** 148; **B:** R; **T:** R; **Signed by:** Felipe Rojas, David Stockstill; **Born:** March 20, 1992, La Romana, DR; **Resides:** La Romana, DR; **Acquired:** Signed as a non-drafted free agent on December 7, 2009

YEAR	CLUB	AVG	G	AB	R	H	2B	3B	HR	RBI	SH	SF	HBP	BB	IB	SO	SB	CS	GDP	SLG	OBP	E
2010	DSL Orioles (R)	.195	54	169	33	33	5	1	0	9	4	1	1	19	0	14	7	5	5	.237	.279	25
2011	DSL Orioles (R)	.317	55	199	38	63	8	5	1	22	4	2	5	26	0	18	17	8	6	.422	.405	18
2012	DSL Orioles (R)	.289	63	246	36	71	3	10	1	21	9	1	4	27	1	23	23	12	4	.394	.367	5
	GCL Orioles (R)	.185	7	27	3	5	0	0	0	0	2	0	0	2	0	2	3	1	3	.185	.241	2
	Aberdeen (A)	.267	3	15	0	4	1	0	0	0	0	0	0	0	0	3	0	0	0	.333	.267	1
2013	DSL Orioles 1 (R)	.336	67	250	47	84	15	10	1	28	2	5	8	31	2	20	19	6	2	.488	.418	2
	Minor Lg. Totals	.287	249	906	157	260	32	26	3	80	21	9	18	105	3	80	69	32	20	.390	.369	53

2013: Led the DSL in hits (84), tied for fourth in batting (.336) and fifth in both slugging (.488) and OPS (.906)...Was selected to the Dominican Summer League All-Star Team...**2012:** Led the DSL Orioles in triples (10) and stolen bases (23)...Was second on the club in runs scored (36), hits (71) and total bases (97)...Had two 10-game hit streaks (June 13-23, including five multi-hit games, and July 11-23, including four multi-hit games)...Hit .341 (57-167) against right-handed pitching for the DSL O's...Went 4-6 with a double in his first game with Class-A Aberdeen on September 3 at Vermont...**2011:** Led the club in hits (63), was second in runs (38) and tied for second in stolen bases (17)...**2010:** Collected his first career hit in his first game, May 29 against the DSL Rockies...Had first multi-RBI game June 25 against the DSL Diamondbacks.



Baltimore ORIOLES

MERRITT, ROY [LHP]

HT: 6-0; **WT:** 170; **B:** L; **T:** L; **Born:** September 22, 1985, Houston, TX; **Resides:** Houston, TX; **Acquired:** Signed by Orioles as a minor league free agent February 3, 2014

YEAR CLUB	W	L	ERA	G	GS	CG	SHO	SV	IP	H	R	ER	HR	HB	BB	IB	SO	WP	BK	E
2007 Kingsport (R)	1	2	2.88	17	0	0	0	2	25.0	24	9	8	2	1	4	0	17	2	0	0
2008 St. Lucie (A)	0	0	5.87	6	0	0	0	0	7.2	7	5	5	1	1	6	0	4	1	1	0
Brooklyn (A)	3	0	1.49	25	0	0	0	4	42.1	22	9	7	1	4	17	2	55	1	0	1
2009 Binghamton (AA)	4	5	3.45	56	0	0	0	14	62.2	68	36	24	8	3	25	2	56	3	1	2
2010 Buffalo (AAA)	0	1	14.54	4	0	0	0	0	4.1	9	8	7	0	0	1	0	3	0	0	0
Binghamton (AA)	4	5	3.86	60	0	0	0	9	81.2	75	41	35	7	8	27	5	65	3	0	1
2011 GCL Mets (R)	0	0	5.14	7	2	0	0	0	7.0	9	8	4	0	4	2	0	4	0	0	0
Binghamton (AA)	1	1	5.26	31	3	0	0	0	51.1	71	31	30	2	6	12	1	38	5	2	0
2012 Somerset (IND)	8	8	3.22	27	27	1	0	0	153.2	138	61	55	15	4	52	0	118	9	2	-
2013 Somerset (IND)	4	2	1.96	38	7	0	0	2	64.1	39	20	14	6	0	31	0	71	2	0	-
Olmecas de Tabasco (MEX)	0	2	5.4	8	2	0	0	0	13.1	20	14	8	1	0	1	0	8	1	0	2
Mexican League Totals	0	2	5.4	8	2	0	0	0	13.1	20	14	8	1	0	1	0	8	1	0	2
Minor League Totals	13	14	3.83	206	5	0	0	29	282	285	147	120	21	27	94	10	242	15	4	4

2013: Began the season with Somerset and ended with Tabasco in the Mexican League...**2012:** Was second on the Somerset Patriots in wins and led the team in innings pitched (153.2) and strikeouts (118)...**2011:** Earned his lone win of the season on June 4, tossing 2.0 perfect innings with a strikeout...**2010:** Spent the majority of the season in Binghamton...Went 1-1 with two saves and a 1.76 ERA (15.1IP, 3 ER) with 15 SO in April...Appeared in four games with the Buffalo Bisons in June...Tossed 2.0 shutout innings in his Triple-A debut on June 17...Led the Eastern League in appearances with 60...**2009:** Led the Binghamton Mets in appearances (56) and saves (14)...Named an Eastern League Mid-Season All-Star...Tied for the league lead in games and fourth in games finished with 33...**2008:** Began the season with St. Lucie...Made his Brooklyn debut on June 18, tossing 1.2 shutout innings with 4 SO...Struck out 28 in 18.2 IP in August...**2007:** Earned a win in his professional debut on June 22, tossing 2.0 perfect innings...**Personal/Amateur:** Attended Southern University and A&M University (Baton Rouge, LA).

MONTES, JUAN [OF]

HT: 6-2; **WT:** 182; **B:** S; **T:** R; **Signed by:** Fred Ferreira, Ronald Hurtarte; **Born:** May 15, 1995, Guatemala City, Guatemala; **Resides:** Guatemala City, Guatemala; **Acquired:** Signed by the Orioles as a non-drafted free agent on November 11, 2013

YEAR CLUB	AVG	G	AB	R	H	2B	3B	HR	RBI	SH	SF	HBP	BB	IB	SO	SB	CS	GDP	SLG	OBP	E
2014 WILL BE FIRST PROFESSIONAL SEASON																					

MORA, IVAN MIGUEL [OF]

HT: 6-1; **WT:** 171; **B:** R; **T:** R; **Signed by:** David Stockstill, Jesus Alfaro; **Born:** July 22, 1994, Los Teques, Venezuela; **Resides:** San Antonio de Los Altos, Venezuela; **Acquired:** Signed by the Orioles as an non-drafted free agent on September 8, 2011

YEAR CLUB	AVG	G	AB	R	H	2B	3B	HR	RBI	SH	SF	HBP	BB	IB	SO	SB	CS	GDP	SLG	OBP	E
2012 DSL Orioles (R)	.234	47	128	18	30	8	2	0	14	5	3	4	4	0	31	8	4	2	.328	.273	2
2012 DSL Orioles 2 (R)	.214	39	112	11	24	7	1	1	7	1	1	3	4	0	19	5	1	3	.321	.258	1
Minor Lg. Totals	.225	86	240	29	54	15	3	1	21	6	4	7	8	0	50	13	5	5	.325	.266	3

2013: Collected multiple-hits in six separate games...Recorded his only triple of the season on August 3 against the DSL Tigers...**2012:** Recorded an RBI in his first professional game on June 5 at the DSL Padres...Stole a base in three consecutive games from June 21-29...Had nine multi-hit games...Batted .289 (11-38) against left-handed pitching.

MORENO, RAFAEL [RHP]

HT: 6-0; **WT:** 210; **B:** R; **T:** R; **Signed by:** David Stockstill **Born:** February, 1, 1995, Sau Paulo, Brazil; **Resides:** Sau Paulo, Brazil; **Acquired:** Signed as a non-drafted minor league free agent on November 11, 2011.

YEAR CLUB	W	L	ERA	G	GS	CG	SHO	SV	IP	H	R	ER	HR	HB	BB	IB	SO	WP	BK	E
2012 DSL Orioles (R)	2	3	3.86	14	12	0	0	1	1	56	34	28	3	2	22	0	59	9	0	1
2013 DSL Orioles 1 (R)	7	2	1.23	14	14	1	0	0	0	74	19	11	4	2	16	0	63	6	1	0
Minor Lg. Totals	9	5	2.40	28	26	1	0	1	1	130	53	39	7	4	38	0	122	15	1	1

2013: Recorded wins in five consecutive starts from July 9-August 4, going 5-0 with a 0.56 ERA (32.2IP, 2ER)...Struck out 63, while walking only 16...Was second in the DSL with a 1.23 ERA and fourth in innings pitched (80.2)...Led the DSL Orioles 1 in wins, ERA, IP and was second in strikeouts...**2012:** Earned his first professional win on June 28, tossing 6.0IP and allowing 2 ER...Earned his first save on June 22, throwing 3.0IP and allowing only a solo HR, a walk with 6 SO.

Minor LEAGUES



MORILLO, JUAN [RHP]

HT: 6-1; **WT:** 230; **B:** R; **T:** R; **Signed by:** Rolando Fernandez; **Born:** November 5, 1983, San Pedro de Macoris, DR; **Resides:** San Pedro de Macoris, DR; **Acquired:** Signed as a minor league free agent on February 10, 2014

YEAR CLUB	W	L	ERA	G	GS	CG	SHO	SV	IP	H	R	ER	HR	HB	BB	IB	SO	WP	BK	E
2001 DSL Rockies (R)	2	4	6.81	14	7	0	0	0	35.2	35	31	27	1	5	38	0	20	13	0	0
2002 DSL Rockies (R)	1	5	4.75	14	11	0	0	0	55.0	49	44	29	1	11	33	0	43	11	0	0
2003 Casper (R)	1	6	5.91	15	15	0	0	0	64.0	85	73	42	6	5	40	0	44	7	0	2
2004 Tri-City (A)	3	2	2.98	14	14	0	0	0	66.1	56	34	22	0	4	41	0	73	3	0	0
2005 Asheville (A)	1	3	4.54	7	7	0	0	0	33.2	40	24	17	2	1	13	0	43	3	0	0
Modesto (A)	6	5	4.41	20	20	0	0	0	112.1	107	69	55	10	8	65	0	101	13	1	1
2006 Tulsa (AA)	12	8	4.62	27	27	1	0	0	140.1	128	82	72	13	8	80	1	132	12	0	3
COLORADO	0	0	15.75	1	1	0	0	0	4.0	8	7	7	3	1	3	0	4	0	0	0
2007 Tulsa (AA)	6	4	2.35	46	0	0	0	0	57.1	44	19	15	2	3	27	0	59	4	0	1
Co. Springs (AAA)	0	1	3.72	7	0	0	0	0	9.2	7	4	4	0	0	4	0	12	2	0	0
COLORADO	0	0	9.82	4	0	0	0	0	3.2	3	4	4	1	1	1	0	3	0	0	0
2008 Colorado (AAA)	1	0	5.28	52	0	0	0	0	59.2	53	38	35	3	2	56	0	55	5	0	1
COLORADO	0	0	0.00	1	0	0	0	0	1.0	1	0	0	0	0	0	0	0	0	0	0
2009 Rochester (AAA)	6	6	3.90	46	0	0	0	5	67.0	56	30	29	1	2	51	0	87	9	1	2
MINNESOTA	0	0	22.5	3	0	0	0	0	2.0	3	5	5	1	0	3	0	1	0	0	0
2010 Rakuten (PAC)	0	0	2.70	7	0	0	0	0	6.2	3	2	2	0	0	5	0	9	2	0	0
2012 Reading (AA)	0	2	6.09	32	0	0	0	0	44.1	37	30	30	2	2	44	0	45	4	0	1
Lehigh Valley (AAA)	1	0	3.07	8	0	0	0	0	14.2	10	5	5	0	0	11	0	22	2	0	0
2013 Vaqueros de la Laguna (MEX)	1	2	7.88	9	0	0	0	1	8.0	10	7	7	1	0	4	0	9	0	0	1
Mexican League Totals	1	2	7.88	9	0	0	0	1	8.0	10	7	7	1	0	4	0	9	0	0	0
Minor League Totals	40	46	4.52	302	101	1	0	5	760.0	707	483	382	41	51	503	1	736	88	2	2
Major League Totals	0	0	13.50	9	1	0	0	0	10.2	15	16	16	5	2	7	0	8	0	0	0

2013: Appeared in nine games with Vaqueros de la Laguna...Did not allow an earned run in four straight appearances from May 15-19...Earned the save on May 16, tossing a perfect frame with a strikeout...**2012:** Began the season with Reading and spent August with Lehigh Valley...Posted a 3.86 ERA (16.1IP, 7ER) in July...Struck out a season-high five in his last game of the season on September 1 with the IronPigs...Allowed ER in only three of his eight appearances with Lehigh Valley...**2011:** Spent entire season recovering from right elbow surgery...**2010:** Played for Tohoku Rakuten Golden Eagles in the Japanese Pacific League...**2009:** Posted a 2.84 ERA (12 ER, 38.0 IP) in 24 games prior to the All-Star break and a 5.28 ERA (17 ER, 29.0 IP) in 22 games after...**2008:** Spent majority of season at Colorado Springs (AAA)... Did not allow a run in 9 straight appearances, June 19-July 9 (10.2 IP)...**2007:** Combined to go 6-5 with a 2.55 ERA (19 ER, 67.0 IP) in 53 relief appearances between Tulsa and Colorado Springs... Selected as Texas League Mid-season All-Star... Named COL Minor League Pitcher of the Month for May...**2006:** Spent majority of season with Tulsa...Was T-1st in TL in wins and 3rd in both SO and starts... Selected as Mid-season TL All-Star...Started Tulsa's first game of the TL playoffs, September 5 vs Wichita, striking out a season-high 10 batters (7.0 IP)...**2005:** Led all COL minor leaguers with 144 SO and posted 10th-best ERA in the system...Selected to World roster for MLB Futures Game...**2004:** Led Northwest League in SO/9.0 IP (9.90) and ranked 4th in both ERA and SO... Selected as mid-season NWL All-Star...**2003:** Pitched for Casper (R)...2001-02: Spent first 2 pro seasons with Dominican Summer League Rockies (R).

MOSBY, MICHAEL [3B]

HT: 5-11; **WT:** 190; **B:** R; **T:** R; **Signed by:** Bob Szymkowski; **Born:** October 30, 1989, Owensboro, KY; **Resides:** Hawesville, KY; **Acquired:** Orioles 14th round selection in the 2010 First Year Player Draft

YEAR CLUB	AVG	G	AB	R	H	2B	3B	HR	RBI	SH	SF	HBP	BB	IB	SO	SB	CS	GDP	SLG	OBP	E
2010 GCL Orioles (R)	.207	34	111	8	23	4	1	0	9	0	1	8	8	1	26	1	1	3	.261	.305	9
Bluefield (R)	.167	11	30	4	5	3	0	1	2	0	0	0	6	0	14	0	0	1	.367	.306	3
2011 GCL Orioles (R)	.230	50	174	24	40	7	1	7	30	2	1	5	23	0	36	3	0	2	.402	.335	9
2012 Frederick (A)	.234	82	261	22	61	16	3	4	35	5	2	3	26	1	76	2	6	11	.364	.308	19
2013 GCL Orioles (R)	.250	4	12	4	3	1	0	0	1	0	0	0	1	0	6	1	0	0	.333	.308	0
Delmarva (A)	.125	4	16	1	2	0	0	0	1	0	0	0	3	0	5	0	1	1	.125	.263	1
Frederick (A)	.278	38	115	16	32	6	0	5	20	0	1	4	16	0	38	2	1	1	.461	.382	2
Minor Lg. Totals	.231	223	719	79	166	37	5	17	98	7	5	20	83	2	201	9	9	19	.367	.325	43

2013: Hit .280/.347/.483 in August, hitting four home runs and six doubles while driving in 15 in 30 games...Had a .994 fielding percentage in 32 games at first base, tied for the best percentage of any first baseman in the Carolina League to have played at least that many games...Reached base in all five plate appearances on August 26 at Lynchburg, going 3-3 with a double, two homers, four RBIs and two walks...Hit .309/.419/.526 against right-handers...**2012:** Homered and drove home four runs in Carolina League debut at Salem May 18...Drove in nine runs over three games July 29-August 1...**2011:** Led the Orioles in home runs (7) and RBI (30) and was second in games (50) and walks (23)...**2010:** Picked up his first professional hit in his first game June 22 at Pulaski...Hit his first professional home run July 11 against Greenville...**Personal/Amateur:** Attended Wabash Valley (IL) JC.



MUMMEY, TRENT B. [OF]

HT: 5-9; **WT:** 167; **B:** L; **T:** L; **Signed by:** Dave Jennings; **Born:** January 5, 1989, Birmingham, AL; **Resides:** Jasper, AL; **Acquired:** Orioles 4th round selection in the 2010 First Year Player Draft

YEAR	CLUB	AVG	G	AB	R	H	2B	3B	HR	RBI	SH	SF	HBP	BB	IB	SO	SB	CS	GDP	SLG	OBP	E
2010	Aberdeen (A)	.266	49	207	30	55	16	2	3	24	0	0	1	23	2	28	6	2	5	.406	.342	1
	Delmarva (A)	.167	13	54	7	9	0	3	0	5	0	0	1	3	0	8	2	2	0	.278	.224	3
2011	Delmarva (A)	.291	14	55	9	16	2	2	2	12	0	4	0	10	0	11	12	2	0	.509	.377	0
	Frederick (A)	.293	15	58	13	17	2	2	1	10	0	0	1	6	0	8	7	1	0	.448	.369	1
2012	Frederick (A)	.228	72	259	40	59	14	1	4	22	5	1	2	35	0	35	15	7	1	.336	.323	4
2013	GCL Orioles (R)	.133	8	30	0	4	1	0	0	2	0	1	0	2	0	8	0	1	0	.167	.182	0
	Frederick (A)	.188	10	32	6	6	0	0	1	5	0	0	0	11	0	4	2	3	3	.281	.395	0
	Minor Lg. Totals	.239	181	695	105	166	35	10	11	80	5	6	5	90	2	102	44	18	9	.365	.328	9

2013: Began the season with the Fredrick Keys, where he played two games with the club before missing action until August... Returned to action on August 14 with the GCL Orioles and returned to the Keys on August 26...**2012:** Hit a game-winning, three-run home run in the top of the 9th at Potomac in a 6-4 win on July 4...Finished second on Single-A Frederick in steals (15) and tied for fourth in walks (35)...**2011:** Began the year with Single-A Delmarva, hitting .291 and stealing 12 bases in 14 games...Had 16 hits in 14 games...Was transferred to Frederick on April 25 and went 4-5 with 5 RBI that evening in his Frederick debut at Winston-Salem...Batted .293 in 15 games, with 17 hits and 10 RBI...Hit safely in 11 of 15 games, including 5 multi-hit performances...**2010:** Was named to the New York-Penn League's All-Star Team...Led the IronBirds in doubles (16) and tied for the team lead with six steals...Had a career-high four hits July 3 at Hudson Valley...Drove in a career-best four runs July 11 against Auburn...Was promoted to Delmarva on August 22 and spent the remainder of the season with the Shorebirds...**Personal/Amateur:** Attended Auburn University.

MURPHY, ALEX P. [CA]

HT: 5-11; **WT:** 210; **B:** R; **T:** R; **Signed by:** Dean Albany; **Born:** October 5, 1994, Monrovia, MD; **Resides:** Baltimore, MD; **Acquired:** Orioles 6th round selection in the 2013 First Year Player Draft

YEAR	CLUB	AVG	G	AB	R	H	2B	3B	HR	RBI	SH	SF	HBP	BB	IB	SO	SB	CS	GDP	SLG	OBP	E
2013	GCL Orioles (R)	.231	31	91	11	21	7	1	1	9	1	1	2	12	0	16	3	1	2	.363	.330	8
	Minor Lg. Totals	.231	31	91	11	21	7	1	1	9	1	1	2	12	0	16	3	1	2	.363	.330	8

2013: In his first professional at-bat, collected a single and scored on June 22 at home against the GCL Rays...Hit is first career home run on July 5, against the GCL Rays...**Personal/Amateur:** Attended Calvert Hall College in Baltimore, MD.

MURPHY, TANNER L. [CA]

HT: 5-11; **WT:** 187; **B:** L; **T:** R; **Signed by:** John Gillette; **Born:** July 4, 1992, Phoenix, AZ; **Resides:** Phoenix, AZ; **Acquired:** Orioles 22nd round selection in the 2010 First Year Player Draft

YEAR	CLUB	AVG	G	AB	R	H	2B	3B	HR	RBI	SH	SF	HBP	BB	IB	SO	SB	CS	GDP	SLG	OBP	E
2010	GCL Orioles (R)	.200	16	45	2	9	0	0	0	4	1	0	0	4	0	10	0	0	1	.200	.265	4
2011	GCL Orioles (R)	.217	18	60	1	13	4	1	0	7	0	1	2	2	0	16	1	0	1	.317	.262	2
2012	GCL Orioles (R)	.188	22	69	4	13	2	0	0	6	2	0	0	7	0	9	0	0	3	.217	.263	1
2013	Aberdeen (A)	.273	6	11	0	3	0	0	0	0	0	0	0	2	0	2	0	1	0	.273	.385	0
	Minor Lg. Totals	.205	62	185	7	38	6	1	0	17	3	1	2	15	0	37	1	1	5	.249	.271	7

2013: Was limited to six games with the IronBirds...Had three hits in 11 AB with the team, all came against RHP...**2012:** Batted .350 (7-20) with runners on base and two outs...Recorded a hit in five of his last six games of the season...Went 2-4 with 2 RBI on July 28 at the GCL Rays...**2011:** Batted .217 with 4 doubles in 18 games with the Gulf Coast affiliate...Had a season-high three hits on July 7 vs. the GCL Twins...Hit safely in five of final eight games of the year...**2010:** Notched his first professional hit July 1 against the GCL Red Sox...Had back-to-back multi-hit games, July 5-8...**Personal/Amateur:** Graduated from Mountain Ridge (AZ) HS.



NARRON, CONNOR REESE [INF]

HT: 6-1; **WT:** 193; **B:** S; **T:** R; **Signed by:** Dominic Viola; **Born:** November 12, 1991, Goldsboro, NC; **Resides:** Goldsboro, NC; **Acquired:** Orioles 5th round selection in the 2010 First Year Player Draft

YEAR	CLUB	AVG	G	AB	R	H	2B	3B	HR	RBI	SH	SF	HBP	BB	IB	SO	SB	CS	GDP	SLG	OBP	E
2010	GCL Orioles (R)	.206	11	34	0	7	0	0	0	4	1	1	2	2	0	11	1	0	1	.206	.282	1
	Aberdeen (A)	.121	8	33	1	4	1	0	0	0	0	0	1	3	1	13	0	0	0	.152	.216	2
2011	Aberdeen (A)	.211	71	228	18	48	10	0	0	16	1	0	4	49	0	47	2	0	6	.254	.359	19
2012	Delmarva (A)	.232	119	439	49	102	21	1	10	58	0	3	5	39	1	101	2	3	8	.353	.300	8
2013	Frederick (A)	.196	27	92	13	18	4	0	1	8	0	1	1	19	0	26	0	0	0	.272	.336	3
	Delmarva (A)	.138	21	65	5	9	0	1	0	4	0	0	1	10	0	17	0	1	1	.169	.263	1
	Minor Lg. Totals	.211	257	891	86	188	36	2	11	90	2	5	14	122	2	215	5	4	16	.293	.314	34

2013: Began the season with the Keys...Reached base safely in each of his first 15 games of the season...Safely reached base in all, but three games with the Keys...On June 4 with the IronBirds, went 3-4 with an RBI...**2012:** Hit 10 home runs after not hitting any in his first two seasons (90 games)...Led the Shorebirds in hits (102), RBI (58) and total bases (155)...Was second on the team in games played (119) and at-bats (439)...Finished third on the club in home runs (10)...**2011:** Led the club in walks (49, second in the NYPL), was tied for second in games (71) and fourth in doubles (10)...**2010:** Collected his first professional hit August 14 against the GCL Rays...Was promoted to Aberdeen on August 29...**Personal/Amateur:** Graduated from C.B. Aycock (NC) HS.

NATHANS, TUCKER TYLER [INF]

HT: 6-0; **WT:** 200; **B:** L; **T:** R; **Signed by:** Fred Ferreira, Joel Bradley; **Born:** November 6, 1988, Warwick, NY; **Resides:** Warwick, NY; **Acquired:** Signed as an non-drafted free agent on February 28, 2013

YEAR	CLUB	AVG	G	AB	R	H	2B	3B	HR	RBI	SH	SF	HBP	BB	IB	SO	SB	CS	GDP	SLG	OBP	E
2011	Brockton (IND)	.311	23	45	9	14	2	1	0	8	1	1	0	4	0	10	2	2	0	.400	.360	5
	Federals (IND)	.278	9	36	3	10	1	1	0	3	0	0	0	2	0	1	2	1	0	.361	.316	0
2012	Newark (IND)	.362	56	199	28	61	9	3	5	30	1	1	3	15	1	50	6	1	0	.457	.362	13
	Florence (IND)	.311	21	61	9	10	0	0	1	4	2	0	2	11	0	9	5	0	0	.213	.311	4
2013	Delmarva (A)	.337	63	240	33	65	10	5	9	38	1	4	5	21	0	44	3	3	0	.467	.337	5
	Frederick (A)	.341	45	159	17	44	8	1	1	18	1	1	0	16	0	34	5	2	2	.358	.341	2
	Minor Lg. Totals	.276	217	740	99	204	30	11	16	101	6	7	10	69	1	148	23	9	10	.411	.343	29

2013: Played for the Perth Heat of the Australian Baseball League...Represented the Orioles on the World Team at the Australian Baseball All-Star Game...Tied for the lead in home runs with the Shorebirds, despite only playing 63 games with the club...Hit two home runs in a game on May 14 against Lakewood, going 2-6 with 2 HR, 2 R and 3 RBI...Recorded multiple-hits in five straight games with the Keys on July 11-15...In 24 games in August with the Keys his .298 (25-84) with 5 2B, 1 HR and 12 RBI.

NOVAK, JAN [LHP]

HT: 6-2; **WT:** 185; **B:** R; **T:** L; **Signed by:** Brett Ward, Mike Snyder; **Born:** January 19, 1994, Prague, Czech Republic; **Resides:** Prague, Czech Republic; **Acquired:** Signed as a non-drafted free agent on November 7, 2012

YEAR	CLUB	W	L	ERA	G	GS	CG	SHO	SV	IP	H	R	ER	HR	HB	BB	IB	SO	WP	BK	E
2013	GCL Orioles (R)	0	1	2.45	5	0	0	0	1	7.1	12	4	2	0	1	3	0	5	0	0	0
	Minor Lg. Totals	0	1	2.45	5	0	0	0	1	7.1	12	4	2	0	1	3	0	5	0	0	0

2014 WILL BE FIRST PROFESSIONAL SEASON

NOWOTTNICK, NIKOLAUS [NIK] [RHP]

HT: 6-4; **WT:** 195; **B:** R; **T:** R; **Signed by:** Dean Albany; **Born:** December 5, 1991, Washington, DC; **Resides:** Preston, Maryland; **Acquired:** Signed as a minor league free agent on July 30, 2013

YEAR	CLUB	W	L	ERA	G	GS	CG	SHO	SV	IP	H	R	ER	HR	HB	BB	IB	SO	WP	BK	E
2013	GCL Orioles (R)	0	1	2.45	5	0	0	0	1	7.1	12	4	2	0	1	3	0	5	0	0	0
	Minor Lg. Totals	0	1	2.45	5	0	0	0	1	7.1	12	4	2	0	1	3	0	5	0	0	0

2013: Earned his first career save, tossing a scoreless frame on August 15 against the GCL Red Sox...**Personal/Amateur:** Graduated from Lakewood Ranch (FL) HS.



Baltimore ORIOLES

PACHECO, JOHAUS [LHP]

HT: 6-0; **WT:** 170; **B:** L; **T:** L; **Signed by:** Fred Ferreira, Enrique Constante; **Born:** March 29, 1994, San Pedro de Macoris, DR; **Resides:** San Pedro de Macoris, DR; **Acquired:** Signed as a non-drafted free agent on April 19, 2013

YEAR CLUB	W	L	ERA	G	GS	CG	SHO	SV	IP	H	R	ER	HR	HB	BB	IB	SO	WP	BK	E
2013 DSL Orioles 2 (R)	4	4	1.84	14	9	0	0	1	53.2	42	15	11	2	5	19	0	59	2	0	2
Minor Lg. Totals	4	4	1.84	14	9	0	0	1	53.2	42	15	11	2	5	19	0	59	2	0	2

2013: Earned his first career win on July 17 against the DSL Cardinals, tossing 5.0 IP and allowing 1 R, 0 ER on 4 H with 1 BB and 5 SO...Struck out a career-high 10 on August 9, allowing just a hit in 4.0 IP and did not walk a batter.

PALUMBO, ANGELO M. [RHP]

HT: 6-3; **WT:** 180; **B:** R; **T:** R; **Signed by:** Fred Ferreira, Calvin Maduro, Jesus Alfaro; **Born:** November 10, 1995, Maracaibo, Venezuela; **Resides:** Maracaibo, Venezuela; **Acquired:** Signed as a non-drafted free agent on December 8, 2012

YEAR CLUB	W	L	ERA	G	GS	CG	SHO	SV	IP	H	R	ER	HR	HB	BB	IB	SO	WP	BK	E
2013 DSL Orioles 1 (R)	0	3	7.61	13	3	0	0	0	23.2	27	22	20	0	0	19	0	13	2	0	1
Minor Lg. Totals	0	3	7.61	13	3	0	0	0	23.2	27	22	20	0	0	19	0	13	2	0	1

2013: Made his professional debut on June 5, tossing 2.0 IP with 1 ER and 1 SO...Struck out a career-high three on July 14...Tossed a career-long 3.1 IP on July 4.

PARRY, BENNETT STEWART [LHP]

HT: 6-6; **WT:** 225; **B:** L; **T:** L; **Signed by:** Mark Ralston; **Born:** August 7, 1991, San Diego, CA; **Resides:** Poway, CA; **Acquired:** Orioles 40th round selection in the 2011 First Year Player Draft

YEAR CLUB	W	L	ERA	G	GS	CG	SHO	SV	IP	H	R	ER	HR	HB	BB	IB	SO	WP	BK	E
2011 GCL Orioles (R)	1	0	0.00	2	0	0	0	0	3.0	2	1	0	0	1	1	0	3	2	0	0
2012 GCL Orioles (R)	1	1	2.79	4	3	0	0	0	19.1	13	6	6	1	1	2	0	26	0	0	0
Aberdeen (A)	0	3	2.63	11	0	0	0	1	27.1	24	12	8	0	1	12	0	26	2	0	0
2013 Delmarva (A)	2	2	3.49	16	9	0	0	0	59.0	55	26	23	6	2	22	0	52	6	0	0
Minor Lg. Totals	4	6	3.06	33	12	0	0	1	109.0	94	45	37	7	5	37	0	107	10	0	0

2013: Earned back-to-back wins on August 6 and August 11, tossing a combined 11.1 IP and allowing 5 H, 1 ER, 2 BB, with 7 SO...In five games during July, held a 2.89 ERA (18.2IP, 6ER) with 18 SO...**2012:** Began the season with the GCL Orioles...Struck out at least six in each of his four appearances in the GCL, including an eight-strikeout performance in his first game of the year on June 18 against the GCL Twins...Held left-handed hitters to a .150 (3-20) batting average in the GCL...Did not allow a run in his first four appearances for Single-A Aberdeen, totaling 9.0 innings...Struck out a season-high 10 in a 4.0-inning appearance on August 11 against Connecticut...Held left-handed hitters to a .185 (5-27) batting average for Aberdeen...**2011:** Made his pro debut, tossing 3.0 scoreless innings in two appearances for the GCL Orioles...**Personal/Amateur:** Attended Cal State Northridge.

PENA, JEROME ALEXANDER [2B]

HT: 5-11; **WT:** 185; **B:** S; **T:** R; **Signed by:** Ernie Jacobs; **Born:** November 6, 1988, Tempe, AZ; **Resides:** Carefree, AZ; **Acquired:** Orioles selection in the 38th round of the 2011 First Year Player Draft

YEAR CLUB	AVG	G	AB	R	H	2B	3B	HR	RBI	SH	SF	HBP	BB	IB	SO	SB	CS	GDP	SLG	OBP	E
2011 GCL Orioles (R)	.266	49	177	36	47	8	3	1	21	3	3	3	26	0	40	3	5	4	.362	.364	5
2012 Aberdeen (A)	.319	13	47	6	15	0	2	1	8	0	2	3	5	0	12	1	1	1	.468	.404	2
Delmarva (A)	.250	21	80	13	20	4	1	1	8	1	0	1	8	0	19	3	0	4	.363	.326	3
Frederick (A)	.308	20	78	12	24	7	0	1	4	1	0	1	6	0	20	4	0	0	.436	.365	2
2013 Frederick (A)	.222	120	455	66	101	21	2	11	52	1	1	3	66	4	123	8	5	8	.349	.324	11
Minor Lg. Totals	.247	223	837	133	207	40	8	15	93	6	6	11	111	4	214	19	11	17	.368	.341	23

2013: Played 120 games with the Keys, which led the squad...Also led the Keys in runs scored with 66, was second in RBI and third in hits as well as home runs...Collected a season-best five hits in a game on June 15, going 5-6 with 3 R and an RBI...**2012:** Began the season with Single-A Aberdeen...Had three multi-hit games in his last four with the IronBirds...Went 2-6 for Single-A Delmarva with a double, four RBI and two runs scored on July 16 against Hickory...Hit in 17 of 20 games for Single-A Frederick...**2011:** Led the team in runs (36) and walks (26), was tied for second in hits (47) and third in games (49) and at-bats (177)...**Personal/Amateur:** Attended Texas Christian University.

Minor LEAGUES



PERALTA, OFELKY [RHP]

HT: 6-5; **WT:** 195; **B:** R; **T:** R; **Signed by:** Fred Ferreira, Enrique Constante, Joel Bradley, Calvin Maduro; **Born:** April 20, 1997, Bonaio, DR; **Resides:** Bonaio, DR; **Acquired:** Signed as a non-drafted free agent on September 7, 2013

YEAR CLUB	W	L	ERA	G	GS	CG	SHO	SV	IP	H	R	ER	HR	HB	BB	IB	SO	WP	BK	E
2014 WILL BE FIRST PROFESSIONAL SEASON																				

PEREZ, PEDRO JULIO [CA]

HT: 5-10; **WT:** 184; **B:** R; **T:** R; **Signed by:** Carlos Bernhardt, Dave Stockstill; **Born:** May 8, 1991, San Pedro de Macoris, DR; **Resides:** San Pedro de Macoris, DR; **Acquired:** Signed as a non-drafted free agent on December 18, 2008

YEAR CLUB	AVG	G	AB	R	H	2B	3B	HR	RBI	SH	SF	HBP	BB	IB	SO	SB	CS	GDP	SLG	OBP	E
2009 DSL Orioles (R)	.177	33	96	7	17	2	0	0	7	1	0	3	5	0	18	3	0	3	.198	.240	5
2010 DSL Orioles (R)	.177	55	130	8	23	3	0	0	8	6	0	1	10	0	8	0	3	1	.200	.241	7
2011 GCL Orioles (R)	.269	18	52	4	14	3	0	0	8	1	1	0	5	0	1	0	0	2	.327	.328	3
2012 Aberdeen (A)	.107	8	28	1	3	1	0	0	3	0	0	0	2	0	9	0	0	0	.143	.167	2
2013 Delmarva (A)	.100	6	20	0	2	0	0	0	1	0	0	0	1	0	2	0	0	1	.100	.143	0
Aberdeen (A)	.111	5	18	0	2	0	0	0	1	0	0	0	0	0	3	0	0	0	.111	.111	0
Minor Lg. Totals	.177	125	344	20	61	9	0	0	28	8	1	4	23	0	41	3	3	7	.203	.237	17

2013: Began the season with the Shorebirds, starting five games behind the dish for the side...Returned to action in August with the IronBirds, collecting a hit in his first game back on August 15 against Staten Island...**2012:** Batted .273 (3-11) with runners in scoring position for Single-A Aberdeen...**2011:** Had a season-high five 2-hit games for GCL Orioles...Also hit .286 against right-handed pitching...**2010:** Drove in a run in three straight games June 9-11...**2009:** Had his first professional hit, a double, on June 1.

PETRINI, CHRISTOPHER M. [LHP]

HT: 5-10; **WT:** 222; **B:** R; **T:** L; **Signed by:** James Keller; **Born:** February 11, 1987, San Francisco, CA; **Resides:** San Bruno, CA; **Acquired:** Signed as a non-drafted free agent on June 14, 2010

YEAR CLUB	W	L	ERA	G	GS	CG	SHO	SV	IP	H	R	ER	HR	HB	BB	IB	SO	WP	BK	E
2010 GCL Orioles (R)	0	1	1.53	6	0	0	0	2	17.2	10	3	3	0	2	7	0	23	0	0	0
Bluefield (R)	3	1	2.22	15	0	0	0	1	24.1	19	8	6	1	3	11	0	29	3	0	1
2011 Delmarva (A)	1	1	5.40	3	0	0	0	0	5.0	5	3	3	1	1	1	0	5	1	0	0
Frederick (A)	2	2	2.08	30	0	0	0	3	47.2	35	15	11	3	1	21	1	53	6	1	0
2012 Frederick (A)	0	1	1.88	8	0	0	0	1	14.1	6	3	3	0	1	9	1	14	3	0	0
Bowie (AA)	6	3	2.62	24	0	0	0	1	68.2	59	24	20	1	5	22	0	67	3	0	1
2013 Bowie (AA)	5	5	3.10	38	2	0	0	1	66.2	59	26	23	3	3	33	1	59	4	0	0
Minor Lg. Totals	17	14	2.54	124	2	0	0	9	244.1	193	82	69	9	16	104	3	250	20	1	2

2013: End the season second of the Baysox in appearances with 38...Made two starts for the side on July 12 and again on July 16...Did not allow a run in either start, each time throwing at least 4.0 IP...Earned his only save of the season on August 13 after hurling 3.0 scoreless 1-hit frames with 1 BB and 2 SO...**2012:** Finished tied for 4th on Double-A Bowie in wins (6) and was 5th in strikeouts (67)...Struck out a career-high eight on April 7...Worked a career high 4.1 innings on August 7...**2011:** Pitched in 3 games for Class-A Delmarva...Had a season-high 5-strikeouts for Single-A Frederick on July 30 at Potomac and had an ERA of 2.08 in 30 games...**2010:** Struck out 19 over his final four appearances with the GCL Orioles before being promoted to Bluefield on July 17...Won his first professional game August 6 at Elizabethton...**Personal/Amateur:** Attended the University of California-Berkeley.

PETTIT, JACOB ADAM [LHP]

HT: 6-1; **WT:** 188; **B:** L; **T:** L; **Signed by:** James Keller; **Born:** October 28, 1986, Mussula, MT; **Resides:** Independence, OR; **Acquired:** Orioles 42nd round selection in the 2010 First Year Player Draft

YEAR CLUB	W	L	ERA	G	GS	CG	SHO	SV	IP	H	R	ER	HR	HB	BB	IB	SO	WP	BK	E
2010 Bluefield (R)	3	5	2.68	11	11	1	0	0	57.0	57	26	17	4	5	4	0	50	0	1	0
Aberdeen (A)	0	0	1.80	1	0	0	0	0	5.0	2	1	1	0	0	1	0	5	0	0	0
2011 Delmarva (A)	5	4	4.42	16	15	0	0	0	93.2	108	52	46	8	3	30	0	65	4	1	0
Frederick (A)	7	0	1.62	10	10	0	0	0	55.2	42	12	10	4	4	15	0	41	0	1	0
2012 Bowie (AA)	11	3	3.86	24	21	0	0	0	123.2	114	57	53	16	8	24	1	86	3	0	0
2013 Norfolk (AAA)	3	2	4.56	5	4	0	0	0	23.2	24	14	12	2	1	6	0	16	1	0	2
Bowie (AA)	7	6	4.42	21	21	1	0	0	124.1	122	62	61	12	4	41	0	92	1	1	4
Minor Lg. Totals	36	20	3.73	88	82	2	0	0	483.0	469	227	200	46	25	121	1	355	9	4	6



Baltimore ORIOLES

2013: Spent the bulk of the year with the Baysox, but made five appearances for the Tides in May and July...Was tied for second on the Baysox in wins and third in strikeouts...Earned the win in his first start of the season on April 5, tossing 6.0 IP and allowing 2 ER on 4 H with 1 BB and 6 SO...Earned his first career Triple-A win in his first start on May 11...Tossed 7.0 IP of 2-hit shutout ball on July 3 with the Tides, walking one and striking out six...**2012:** Led team and was 2nd in Eastern League in WHIP (1.12)...Had best winning percentage in EL (.786, 11-3)...Led team and was 2nd among Orioles farmhands in wins (11)...Led club in innings pitched (123.2) and was tied for the team lead in games started (21)...Was second on team in strikeouts (86)...Took a no-hitter into the eighth inning against Trenton on August 18...**2011:** Was promoted to Frederick from Delmarva on July 13...Was the Orioles Organizational Pitcher of the Month for August when he went 2-0 with a 2.57 ERA (28.0IP, 8ER) with 22 strikeouts in five games...In the playoffs, Pettit led all Keys pitchers and tied for first in the CL in wins, going 2-0 with a 1.50 ERA in 12.0IP with a complete game...**2010:** Earned his first professional win July 17 at Greenville...Struck out a career-high 11 batters July 27 against Pulaski...Allowed two earned runs or less in 10 of his 11 starts with Bluefield...Tossed a complete game August 20 against Bristol...Was promoted to Aberdeen for one start on September 1...**Personal/Amateur:** Attended Western Oregon State College.

PICHARDO, MIGUEL ANGEL [SS]

HT: 6-1; **WT:** 160; **B:** L; **T:** L; **Signed by:** David Stockstill, Felipe Rojas; **Born:** October 21, 1994, Valverde Mao, DR; **Resides:** Valverde Mao, DR; **Acquired:** Signed as a non-drafted free agent on August 26, 2011

YEAR CLUB	AVG	G	AB	R	H	2B	3B	HR	RBI	SH	SF	HBP	BB	IB	SO	SB	CS	GDP	SLG	OBP	E
2012 DSL Orioles (R)	.198	49	126	22	25	6	1	1	7	1	2	2	31	1	50	3	1	0	.286	.360	21
2013 DSL Orioles 1 (R)	.148	36	115	15	17	3	3	0	9	3	1	1	9	0	54	1	4	3	.226	.214	7
DSL Orioles 2 (R)	.180	29	89	7	16	4	0	0	7	2	0	1	12	0	33	3	2	0	.225	.284	13
Minor Lg. Totals	.176	114	330	44	58	13	4	1	23	6	3	4	52	1	137	7	7	3	.248	.293	41

2013: Recorded a 3-3 performance on July 13 with the DSL Orioles 1, collecting 2 R and 2 BB...On July 19 with the DSL Orioles 1, went 2-4 with a double and 2 RBI...**2012:** Tied for second on the DSL Orioles in walks (31)...Hit safely in seven of eight games between July 12-24 and reached base in 15 of 16 games between July 12 and August 6...Walked at least twice in eight of 49 games...Batted .267 (12-45) in July.

PINALES, ELIAS ANTONIO [LHP]

HT: 6-4; **WT:** 155; **B:** L; **T:** L; **Signed by:** David Stockstill, Felipe Rojas, Calvin Maduro; **Born:** November 7, 1992, Bajo de Haina, DR; **Resides:** San Cristobal, DR; **Acquired:** Signed as a non-drafted free agent on August 27, 2010

YEAR CLUB	W	L	ERA	G	GS	CG	SHO	SV	IP	H	R	ER	HR	HB	BB	IB	SO	WP	BK	E
2011 DSL Orioles (R)	0	3	5.23	11	8	0	0	0	31.0	23	19	18	0	2	29	0	26	8	2	1
2012 DSL Orioles (R)	1	1	5.85	5	5	0	0	0	20.0	20	14	13	1	1	9	0	22	5	0	1
GCL Orioles (R)	2	3	2.48	8	7	0	0	0	36.1	30	13	10	1	1	9	0	33	2	0	0
Aberdeen (A)	0	0	9.53	3	0	0	0	0	5.2	8	6	6	0	0	4	0	9	3	0	0
2013 GCL Orioles (R)	0	3	3.00	7	5	0	0	0	27.0	25	14	9	1	2	14	0	25	8	0	0
Minor Lg. Totals	3	10	34.00	25	0	0	0	0	120	106.0	66	56	3	6	65	0	115	2	26	2

2013: Struck out a season-high six batters twice, on July 16 and again on July 27...Tossed a season-high 7.0 IP in his final start of the season on July 27...**2012:** Began the season with the DSL Orioles...Struck out a season-high seven in a 3.0-inning start on June 30 at the DSL Reds...Went 1-1 in August with a 1.80 ERA (20.0IP, 4ER) for the GCL Orioles...Held left-handed hitters to a .056 (1-18) batting average in the GCL...**2011:** Held batters to a .205 average...Made 8 starts (11G), posting 26 strikeouts in 31.0IP.

PINTAR, JAKE A. [RHP]

HT: 6-9; **WT:** 215; **B:** R; **T:** R; **Signed by:** Mark Ralston; **Born:** February 13, 1994, Coto de Caza, CA; **Resides:** Coto de Caza, CA; **Acquired:** Orioles 29th round selection in the 2012 First Year Player Draft

YEAR CLUB	W	L	ERA	G	GS	CG	SHO	SV	IP	H	R	ER	HR	HB	BB	IB	SO	WP	BK	E
2012 GCL Orioles (R)	0	2	3.57	11	0	0	0	0	17.2	19	8	7	2	1	9	0	11	2	2	1
2013 GCL Orioles (R)	2	0	2.66	15	0	0	0	3	20.1	18	6	6	0	1	9	0	16	0	0	0
Minor Lg. Totals	2	2	3.08	26	0	0	0	3	38.0	37	14	13	2	2	18	0	27	2	2	1

2013: Notched his first professional win on July 2, tossing 2.1 no-hit innings with 3 SO...Converted his first career save in his next outing on July 8, tossing 1.0 IP with 1 BB and 1 SO...**2012:** Six of his 11 appearances for the GCL Orioles were scoreless...Struck out at least one in each of his last six games...Had a 0.82 ERA (11.0IP, ER) at home...**Personal/Amateur:** San Juan Hill (CA) HS.

Minor LEAGUES



POLANCO, JOEL [CA]

HT: 6-0; **WT:** 206; **B:** R; **T:** R; **Signed by:** Carlos Bernhardt; **Born:** September 27, 1985, San Jose de los Llanos, DR; **Resides:** San Pedro de Macoris, DR; **Acquired:** Signed as a non-drafted free agent on February 14, 2006

YEAR CLUB	AVG	G	AB	R	H	2B	3B	HR	RBI	SH	SF	HBP	BB	IB	SO	SB	CS	GDP	SLG	OBP	E
2006 DSL Orioles (R)	.195	33	82	6	16	4	0	1	7	4	0	0	16	0	14	0	0	7	.280	.327	5
2007 DSL Orioles (R)	.194	44	103	8	20	2	0	0	11	2	2	7	26	0	17	0	0	0	.214	.384	7
2008 DSL Orioles (R)	.296	44	98	5	29	6	1	0	8	2	1	4	11	0	7	1	1	6	.378	.386	3
2009 Bluefield (R)	.268	39	97	8	26	6	0	3	19	0	0	3	6	0	15	0	0	1	.423	.330	2
2010 Aberdeen (A)	.194	23	67	5	13	2	0	2	5	2	0	0	2	0	14	0	0	4	.313	.217	0
2011 Bowie (AA)	.500	2	2	0	1	0	0	0	1	0	0	0	0	0	0	0	0	0	.500	.500	0
Minor Lg. Totals	.234	185	449	32	105	20	1	6	51	10	3	14	61	0	67	1	1	18	.323	.342	17

2011: Played in 2 games for Double-A Bowie, going 1-2 from the plate with an RBI...**2010:** Had a season-high three hits July 19 at Lowell...**2009:** Hit safely in five straight games, July 28-August 5, during which he batted .375 and had six RBI...Drove in a career-high four runs August 12 at Pulaski...**2008:** Batted .296 with a .386 OBP in his 98 at-bats...Had a season high four hits August 12 against the DSL Cubs...**2007:** Batted .194 in 44 games in the Dominican Summer League but owned a .384 OBP with 26 BB and 7 HBP in 103 at-bats...**2006:** Batted .195 with one home run and 7 RBI in 33 games for the San Pedro Orioles of the Dominican Summer League.

PRADO, MARCEL ALEJANDRO [RHP]

HT: 6-5; **WT:** 175; **B:** R; **T:** R; **Signed by:** Camilo Pascual; **Born:** November 22, 1987, Maracaibo, Venezuela; **Resides:** San Francisco, Venezuela; **Acquired:** Signed as a free agent on November 26, 2012

YEAR CLUB	W	L	ERA	G	GS	CG	SHO	SV	IP	H	R	ER	HR	HB	BB	IB	SO	WP	BK	E
2005 DSL Dodgers (R)	1	2	3.45	9	8	0	0	0	31.1	18	18	12	2	1	24		34	7	1	0
2006 DSL Dodgers (R)	0	4	8.85	12	4	0	0	0	20.1	25	26	20	1	4	23		19	8	0	1
2007 DSL Dodgers (R)	1	0	1.24	13	4	0	0	0	36.1	23	9	5	0	8	23		41	13	0	6
2008 Ogden (R)	1	1	4.86	21	0	0	0	2	37.0	39	25	20	1	8	25	0	40	8	0	0
2009 Inland (A)	2	2	4.06	41	0	0	0	7	44.1	48	25	20	2	6	28	1	20	3	0	2
2010 Yuma (IND)	0	1	3.60	5	0	0	0	0	5.0	4	3	2	2	1	1	0	1	0	0	0
Rio Grande Valley (IND)	0	2	18.00	4	1	0	0	0	5.0	10	11	10	0	3	7	1	4	2	0	1
2012 El Paso (IND)	2	3	3.38	44	0	0	0	15	50.2	48	23	19	1	5	20	5	43	5	0	1
2013 Frederick (A)	2	3	2.30	21	0	0	0	6	27.1	26	14	7	1	2	7	1	32	3	1	4
Bowie (AA)	1	1	2.45	25	0	0	0	10	29.1	25	13	8	1	9	10	0	28	3	0	0
Minor Lg. Totals	5	9	4.09	96	16	0	0	9	169.1	153	103	77	6	27	123	1	154	39	1	15

2013: Appeared in a career-high 46 games between Single-A Frederick and Double-A Bowie...Combined for 16 saves between the two stops...**2012:** Pitched in 44 games for the El Paso Diablos of the American Association...Saved 15 games and allowed just one home run in 50.2 innings pitched...Following the season, pitched for the Bravos de Margarita of the Venezuelan Winter League, where he went 1-1 with a 3.58 ERA (27.2IP, 11ER) in 32 games...**2011:** Pitched for the Bravos de Margarita of the Venezuelan Winter League, where he went 3-1 with one save and a 2.94 ERA (33.2IP, 11ER) in 26 games...**2010:** Appeared in five games for Yuma of the Golden Baseball League and four games, including one start, for Rio Grande Valley of United League Baseball...Following the season, pitched for Aguila del Zulia of the Venezuelan Winter League, where he appeared in two games...**2009:** Spent the entire season with Single-A Inland...Did not allow an earned run in 10 straight outings (12.0IP) from June 12-July 9...Following the season, pitched for Aguila del Zulia of the Venezuelan Winter League, where he appeared in seven games and pitched to a 4.15 ERA (4.1IP, 2ER)...**2008:** Posted a 2.30 ERA (15.2IP, 4ER) in his final eight games to lower his ERA to 4.86 from 6.75...Following the season, pitched for Aguila del Zulia of the Venezuelan Winter League, where he went 1-1 with a 3.57 ERA (17.2IP, 7 ER) in 19 games...**2007:** Struck out a season-high five three times as a starter...In four starts, went 0-0 with a 2.08 ERA (13.0IP, 3ER)...In nine relief appearances, went 1-0 with a 0.77 ERA (23.1IP, 2ER)...**2006:** In four starts, went 0-3 with a 12.96 ERA (8.1IP, 12ER)...In eight relief appearances, went 0-1 with a 6.00 ERA (12.0IP, 8ER)...**2005:** Struck out 34 in 31.1 IP for the DSL Dodgers.



Baltimore ORIOLES

PRICE, MATTHEW (MATT) RYAN [RHP]

HT: 6-2; **WT:** 215; **B:** R; **T:** R; **Signed by:** Chris Gale; **Born:** September 8, 1989, Sumter, SC; **Resides:** Sumter, SC; **Acquired:** Orioles 7th round selection in the 2012 First Year Player Draft

YEAR	CLUB	W	L	ERA	G	GS	CG	SHO	SV	IP	H	R	ER	HR	HB	BB	IB	SO	WP	BK	E
2013	Delmarva (A)	1	1	2.70	16	0	0	0	8	20.0	21	6	6	0	2	8	1	21	0	0	0
	Frederick (A)	2	2	5.40	25	0	0	0	2	26.0	32	21	16	2	3	13	1	24	2	0	0
	Minor Lg. Totals	3	3	4.24	41	0	0	0	10	46.2	53	27	22	2	5	21	2	46	2	0	0

2013: Began the season with the Shorebirds....Earned a save in his first professional outing on Opening Day on April 4...Converted all eight save opportunities with the Delmarva...Made his first appearance with the Keys on June 8...Earned his first win with the squad on July 19, tossing 1.0 IP with 1 SO...Did not allow a run and collected two saves in his final five appearances with the Keys...**Personal/Amateur:** Attended the University of South Carolina.

RENNIE, LUC WILLIAM [RHP]

HT: 6-2; **WT:** 200; **B:** R; **T:** R; **Signed by:** Mark Ralston; **Born:** April 26, 1994, San Diego, CA; **Resides:** San Diego, CA; **Acquired:** Orioles 16th round selection in the 2012 First Year Player Draft

YEAR	CLUB	W	L	ERA	G	GS	CG	SHO	SV	IP	H	R	ER	HR	HB	BB	IB	SO	WP	BK	E
2012	GCL Orioles (R)	1	1	3.04	12	0	0	0	1	26.2	24	10	9	0	3	9	0	27	2	0	1
2013	Aberdeen (A)	0	1	2.79	2	2	0	0	0	9.2	9	3	3	0	1	5	0	12	0	0	0
	Frederick (A)	1	2	5.56	3	2	0	0	0	11.1	11	9	7	1	1	6	0	6	1	0	0
	Delmarva (A)	4	5	3.91	10	10	1	0	0	53.0	57	30	23	4	3	13	0	40	1	0	2
	Minor Lg. Totals	6	9	3.75	27	14	1	0	1	100.2	101	52	42	5	8	33	0	85	4	0	3

2013: Opened the season with the Keys, earning the win in his first appearance on May 30, tossing 2.0 shutout innings...Appeared in two games with the IronBirds before ending the season in Delmarva....Earned back-to-back wins with the Shorebirds on August 3-8, tossing a total of 13.0 IP and allowing 3 ER with 11 SO...**2012:** Pitched at least 2.0 innings in nine of his 12 appearances...Seven of his appearances were scoreless...Struck out a season-high five twice...Held right-handed hitters to a .206 (14-68) batting average...**Personal/Amateur:** Graduated from Torrey Pines (CA) HS.

REYES, JOMAR [INF]

HT: 6-3; **WT:** 190; **B:** R; **T:** R; **Signed by:** Fred Ferreira, Calvin Maduro Enrique Constante; **Born:** February, 20, 1997, Proyecto Invimajagual, DR; **Resides:** Proyecto Invimajagual, DR; **Acquired:** Signed as a non-drafted free agent on January 13, 2014

YEAR	CLUB	AVG	G	AB	R	H	2B	3B	HR	RBI	SH	SF	HBP	BB	IB	SO	SB	CS	GDP	SLG	OBP	E
2014 WILL BE FIRST PROFESSIONAL SEASON																						

RHEAULT, DYLAN A [RHP]

HT: 6-9; **WT:** 245; **B:** R; **T:** R; **Signed by:** Bob Szymkowski; **Born:** March 21, 1992, Garson, Ontario, Canada; **Resides:** Glen Ellyn, IL; **Acquired:** Orioles 19th round selection in the 2013 First Year Player Draft

YEAR	CLUB	W	L	ERA	G	GS	CG	SHO	SV	IP	H	R	ER	HR	HB	BB	IB	SO	WP	BK	E
2013	Aberdeen (A)	1	2	3.57	13	4	0	0	0	40.1	41	17	16	2	1	16	1	26	0	0	1
	Minor Lg. Totals	1	2	3.57	13	4	0	0	0	40.1	41	17	16	2	1	16	1	26	0	0	1

2013: Took home his first career win in his last appearance of the season on September 4, tossing 1.1 IP of no-hit ball with a strikeout...Made nine appearances as a reliever and was 1-0 with a 1.69 ERA (26.2 IP, 5 ER) with 22 SO...**Personal/Amateur:** Central Michigan University (Mount Pleasant, MI).

Minor LEAGUES



RICHARDS, KRISTOPHER CURTIS [SS]

HT: 6-0; **WT:** 190; **B:** R; **T:** R; **Signed by:** Gary Rajsich; **Born:** December 6, 1989, Great Falls, MT; **Resides:** Garner, NC; **Acquired:** Signed as a non-drafted free agent on June 22, 2012

YEAR	CLUB	AVG	G	AB	R	H	2B	3B	HR	RBI	SH	SF	HBP	BB	IB	SO	SB	CS	GDP	SLG	OBP	E
2012	GCL Orioles (R)	.127	37	118	11	15	4	0	1	14	4	2	4	14	0	39	4	1	5	.186	.239	4
	Aberdeen (A)	.077	4	13	0	1	0	0	0	0	0	0	0	1	0	5	0	0	1	.077	.143	1
2013	Aberdeen (A)	.253	25	95	10	24	9	0	0	12	1	1	1	6	0	26	5	4	4	.347	.301	5
	Delmarva (A)	.172	36	122	6	21	5	0	0	10	0	1	0	5	0	44	0	0	3	.416	.213	2
	Minor Lg. Totals	.175	102	348	27	61	18	0	1	36	5	4	5	26	0	114	9	5	13	.236	.240	12

2013: Began the season with the IronBirds...Had six multi-hit games with the IronBirds, including two 3-hit games...Played his first game with Delmarva on July 18...Recorded 3 RBI for the Shorebirds on August 2, going 2-3...**2012:** Led the GCL Orioles in walks (14)...Went 2-4 with a home run and two RBI on July 12 against the GCL Twins...**Personal/Amateur:** Attended UNC Greensboro.

RICHARDSON, DAVID D. [RHP]

HT: 5-10; **WT:** 172; **B:** R; **T:** R; **Signed by:** John Martin; **Born:** January 31, 1991, Tampa, FL; **Resides:** Tampa, FL; **Acquired:** Orioles 17th round selection in the 2010 First Year Player Draft

YEAR	CLUB	W	L	ERA	G	GS	CG	SHO	SV	IP	H	R	ER	HR	HB	BB	IB	SO	WP	BK	E
2010	GCL Orioles (R)	0	2	10.80	13	0	0	0	1	11.2	12	15	14	0	1	20	1	14	2	0	0
2011	GCL Orioles (R)	2	1	1.69	12	0	0	0	0	16.0	7	4	3	0	3	13	1	13	0	1	0
2012	Aberdeen (A)	3	4	5.58	15	12	0	0	0	61.1	63	45	38	3	5	37	0	54	9	0	1
2013	Aberdeen (A)	2	1	6.38	8	2	0	0	2	18.1	20	13	13	0	3	7	0	16	2	0	0
	Delmarva (A)	0	1	8.76	10	0	0	0	3	12.1	19	14	12	0	1	8	0	12	1	0	1
	Minor Lg. Totals	7	9	6.02	58	14	0	0	6	119.2	121	91	80	3	13	85	2	109	14	1	2

2013: Began the year with the IronBirds, starting games for the club in his first two appearances...Made six relief appearances with the IronBirds, owning a 2-0 record with two saves and a 1.50 ERA (12.0IP, 2ER)...Appeared in his first game for the Shorebirds on July 17...Earned his first save with the club on August 2, tossing 1.0 IP with 2 SO...**2012:** Finished second on Single-A Aberdeen in games started (12) and strikeouts (54)...Was third on the team in innings pitched (61.1)...Pitched out of the bullpen in his first three games and did not allow an earned run in 6.0 innings of work as a reliever, striking out eight...Went 3-4 with a 6.18 ERA (55.1IP, 38ER) in 12 games as a starter...Struck out a career-high nine in a win at Williamsport on August 3...**2011:** Had a 1.69 ERA in 12 games...Held left-handed batters to a .120 average and all hitters to a .137 average...**2010:** Allowed four runs without retiring a batter in his first career appearance on June 21 against the GCL Twins...Tossed a career-high 2.0 innings July 20 against the GCL Twins...**Personal/Amateur:** Attended Hillsborough (FL) JC.

RIFAELA, ADEMAR B. [OF]

HT: 5-10; **WT:** 180; **B:** L; **T:** L; **Signed by:** Fred Ferreira, Ernst Meyer; **Born:** November 20, 1994, Willemstad, Curacao; **Resides:** Willemstad, Curacao; **Acquired:** Signed as a non-drafted free agent on March 26, 2013

YEAR	CLUB	AVG	G	AB	R	H	2B	3B	HR	RBI	SH	SF	HBP	BB	IB	SO	SB	CS	GDP	SLG	OBP	E
2013	DSL Orioles 2 (R)	.244	63	221	38	54	12	5	0	18	0	1	6	41	3	48	4	8	7	.344	.375	1
	Minor Lg. Totals	.244	63	221	38	54	12	5	0	18	0	1	6	41	3	48	4	8	7	.344	.375	1

2013: Led the DSL Orioles 2 in games played, doubles and triples...Reached base and scored a run in each of his first five professional games...Hit .294 (25-85) in July with 17 R, 7 2B, 2 3B and 11 RBI.



Baltimore ORIOLES

RIVERA, JORGE LUIS [LHP]

HT: 6-0; **WT:** 159; **B:** L; **T:** L; **Signed by:** Carlos Bernhardt, Dave Stockstill; **Born:** October 30, 1990, Barahona, DR; **Resides:** Barahona, DR; **Acquired:** Signed as a non-drafted free agent on July 7, 2008

YEAR	CLUB	W	L	ERA	G	GS	CG	SHO	SV	IP	H	R	ER	HR	HB	BB	IB	SO	WP	BK	E
2008	DSL Orioles (R)	0	0	6.55	6	0	0	0	0	11.0	7	8	8	0	1	9	0	14	7	0	0
2009	DSL Orioles (R)	0	2	8.59	4	0	0	0	0	7.1	10	8	7	0	2	9	0	7	3	2	1
2010	DSL Orioles 2 (R)	3	4	1.21	20	0	0	0	8	52.0	44	16	7	0	2	23	3	56	11	1	2
2011	GCL Orioles (R)	4	0	1.20	11	1	0	0	2	30.0	23	12	4	0	3	16	0	34	1	1	1
	Aberdeen (A)	1	0	0.00	1	0	0	0	0	3.0	0	0	0	0	0	0	0	2	0	0	0
2012	Aberdeen (A)	1	3	3.26	8	8	0	0	0	30.1	21	13	11	0	4	21	0	34	1	1	1
	Delmarva (A)	0	0	27.00	1	0	0	0	0	0.2	1	2	2	0	0	3	0	0	3	0	0
2013	Aberdeen (A)	2	2	4.41	13	4	0	0	0	32.2	29	18	16	1	2	18	0	27	3	2	0
	Minor Lg. Totals	11	11	2.96	64	13	25	0	0	10.0	197	135	77	55	1	14	99	3	174	29	7

2013: From June 22–July 7, did not allow a run, a span that lasted six games and 13.0 IP...Struck out at least one batter in every outing and a season-best four on three separate occasions...**2012:** Struck out a career-high tying eight in back-to-back starts for Single-A Aberdeen to end the season on August 30 and September 5...Held left-handed hitters to a .143 (4-28) batting average for the IronBirds...**2011:** Was tied for second in wins (4) and saves (2)...**2010:** Notched his first professional save June 2 against the DSL Mets...Had a career-long outing of 5.1 innings, did not allow a run and earned his first professional win June 10 against the DSL Mets...Struck out a career-high eight June 29 against the DSL Cubs...**2009:** Pitched a career-long 3.1 innings on June 9...Recorded multiple strikeouts in three of his four appearances...**2008:** Went 3.0 scoreless innings, allowing just two hits and striking out four in his final appearance of the season on August 20.

RODRIGUEZ, CARLOS E. [OF]

HT: 6-1; **WT:** 160; **B:** R; **T:** R; **Signed by:** Fred Ferreira, Carlos Moreno; **Born:** March 22, 1995, Caracas, Venezuela; **Resides:** Caracas, Venezuela; **Acquired:** Signed as a non-drafted free agent on November 29, 2012

YEAR	CLUB	AVG	G	AB	R	H	2B	3B	HR	RBI	SH	SF	HBP	BB	IB	SO	SB	CS	GDP	SLG	OBP	E
2013	DSL Orioles 1 (R)	.205	53	156	20	32	5	2	0	8	4	1	7	23	0	48	10	4	0	.263	.332	4
	Minor Lg. Totals	.205	53	156	20	32	5	2	0	8	4	1	7	23	0	48	10	4	0	.263	.332	4

2013: Collected multiple-hits in six games during his first year as a professional...On August 8, went 3-4 with 1 R and an RBI.

ROMERO, VICTOR [RHP]

HT: 6-2; **WT:** 185; **B:** R; **T:** R; **Signed by:** Fred Ferreira, Carlos Moreno; **Born:** February 17, 1995, San Antonio de Los Altos, Venezuela; **Resides:** San Antonio de Los Altos, Venezuela; **Acquired:** Signed as a non-drafted free agent on September 18, 2013

YEAR	CLUB	W	L	ERA	G	GS	CG	SHO	SV	IP	H	R	ER	HR	HB	BB	IB	SO	WP	BK	E
2014 WILL BE FIRST PROFESSIONAL SEASON																					

RONA, PITA MICHAEL [INF]

HT: 6-5; **WT:** 195; **B:** R; **T:** R; **Signed by:** David Stockstill, Brett Ward; **Born:** July 25, 1994, Wanganui, New Zealand; **Resides:** Auckland, New Zealand; **Acquired:** Signed as a non-drafted free agent on January 17, 2012

YEAR	CLUB	AVG	G	AB	R	H	2B	3B	HR	RBI	SH	SF	HBP	BB	IB	SO	SB	CS	GDP	SLG	OBP	E
2013	GCL Orioles (R)	.143	19	35	3	5	1	0	1	4	0	0	0	3	0	12	0	0	2	.257	.211	2
	Minor Lg. Totals	.143	19	35	3	5	1	0	1	4	0	0	0	3	0	12	0	0	2	.257	.211	2

2013: Picked up his first career double in his second game on June 29, collecting 3 RBI in the process...Hit his first career home run on July 4...Played for the Perth Heat in the Australian Baseball League during the offseason.

Minor LEAGUES



ROOF, SHAWN P. [INF]

HT: 5-10; **WT:** 175; **B:** R; **T:** R; **Signed by:** Marty Miller; **Born:** August 3, 1984, Champaign, IL; **Resides:** Paducah, KY; **Acquired:** Signed as a minor league free agent on December 4, 2012

YEAR	CLUB	AVG	G	AB	R	H	2B	3B	HR	RBI	SH	SF	HBP	BB	IB	SO	SB	CS	GDP	SLG	OBP	E
2007	GCL Tigers (R)	.250	15	40	7	10	1	0	0	5	1	0	3	9	0	6	5	2	0	.275	.423	3
	Lakeland (A)	.217	37	115	7	25	3	0	0	15	0	1	1	7	0	27	0	1	7	.243	.266	12
2008	Lakeland (A)	.261	48	153	21	40	8	0	0	16	4	0	5	20	0	26	3	5	5	.314	.365	12
	Erie (AA)	.234	42	124	15	29	3	0	0	8	4	1	4	11	0	23	1	0	4	.258	.314	11
2009	Lakeland (A)	.258	8	31	5	8	1	1	0	3	0	0	2	0	5	4	1	2	355	.303	3	
	Erie (AA)	.261	56	184	21	48	2	3	1	16	3	1	5	12	0	39	4	2	8	.321	.322	11
2010	Erie (AA)	.223	64	193	27	43	7	2	0	15	3	0	5	10	0	46	7	3	5	.280	.279	11
	Toledo (AAA)	.354	25	79	12	28	3	1	0	8	1	1	2	11	0	14	4	4	4	.418	.441	5
2011	Lakeland (A)	.348	14	46	7	16	2	0	0	7	0	0	2	3	0	11	4	1	0	.391	.412	1
	Erie (AA)	.278	61	151	17	42	5	1	0	13	4	0	3	12	0	19	6	8	3	.325	.343	3
2012	New Britain (AA)	.214	50	117	18	25	3	0	0	7	2	0	2	6	0	21	6	0	4	.239	.264	8
2013	INJURED - DID NOT PLAY																					
Minor Lg. Totals		.255	420	1233	157	314	38	8	1	113	22	4	32	103	0	237	44	27	42	.301	.327	80

2013: Did not play due to injury...**2012:** Spent the entire season with one affiliate for the first time in his career...Hit .214/.264/.239 in 50 games with Double-A New Britain...Batted .346 (9-26) with runners in scoring position...**2011:** Began the season with Single-A Lakeland...Batted .294 (58-197) between Lakeland and Double-A Erie...**2010:** Set career highs in runs (39), hits (71) and stolen bases (11) between Erie and Triple-A Toledo...Batted .299 (26-87) against left-handed pitching with Erie...**2009:** Hit a career-high four triples...Batted .260 (56-215) between Lakeland and Erie...**2008:** Played in a career-high 90 games between Lakeland and Erie and notched a career-high 11 doubles and 24 RBI...**2007:** Batted .250 (10-40) in 15 games with the GCL Tigers...Hit safely in 11 of 12 games for Lakeland from July 3-August 6...**Personal/Amateur:** Originally selected by Detroit in the 33rd round of the 2007 First Year Player Draft...Attended the University of Illinois.

ROSA, GARABEZ [INF]

HT: 6-3; **WT:** 199; **B:** R; **T:** R; **Signed by:** Carlos Bernhardt, David Stockstill; **Born:** October 12, 1989, Cotui, DR; **Resides:** Higüey, DR; **Acquired:** Signed as a non-drafted free agent on November 2, 2006

YEAR	CLUB	AVG	G	AB	R	H	2B	3B	HR	RBI	SH	SF	HBP	BB	IB	SO	SB	CS	GDP	SLG	OBP	E
2007	DSL Orioles (R)	.275	58	200	31	55	10	2	2	17	15	4	3	3	0	44	7	4	2	.375	.290	29
2008	GCL Orioles (R)	.330	49	185	24	61	8	3	4	29	3	1	2	1	0	26	4	2	2	.470	.339	16
	Aberdeen (A)	.250	6	20	2	5	0	0	0	0	0	0	0	2	0	11	0	1	1	.250	.318	4
2009	Aberdeen (A)	.218	64	220	28	48	8	6	6	25	3	2	6	8	0	72	1	2	0	.391	.263	14
	Delmarva (A)	.125	11	32	2	4	0	0	1	5	0	0	0	1	0	7	0	1	0	.219	.152	2
2010	Delmarva (A)	.251	124	459	57	115	32	2	5	44	5	1	6	7	0	114	3	3	11	.362	.271	46
2011	Delmarva (A)	.262	66	244	20	64	15	1	3	32	5	2	0	6	0	57	3	0	8	.369	.278	19
	Frederick (A)	.212	53	179	15	38	7	1	2	16	5	0	0	3	0	47	3	0	2	.296	.225	17
2012	Frederick (A)	.245	108	363	37	89	16	2	7	45	10	2	4	10	1	87	4	5	15	.358	.272	25
2013	Bowie (AA)	.276	125	460	54	127	19	4	6	49	6	1	2	8	1	77	8	5	10	.374	.291	15
	Minor Lg. Totals	.257	664	2362	270	606	115	21	36	262	52	13	23	49	2	542	33	23	51	.369	.277	187

2013: Had an 11 game away batting-streak, dating from May 6–June 5, batting .333 (15-45) in that span with 2 2B, 2 3B and 5 RBI...Ranked second on the Baysox in games played and hits...Hit a grand slam on June 30 against Harrisburg...**2012:** Rosa finished second on the club in games played (108), at-bats (363) and RBI (45)...Was third on the team in hits (89)...**2011:** Hit .305 in July and had a season-high four 3-hit games for Single-A Delmarva...Had 7 multi-RBI games...Batted .212 in 53 games for Single-A Frederick...**2010:** Was named to the South Atlantic League's Northern Division All-Star Team...Led the Shorebirds with 32 doubles and was second on the club with 124 games played and 115 hits...Hit .333 with 12 doubles, 12 runs scored and 12 RBI in 20 games in April...Matched a career-high with four hits July 24 against Lakewood...Matched his career-best of three runs scored August 24 at Hickory...**2009:** Led Delmarva with six triples and was tied for third in the NYPL...Also led the club in home runs (6) and tied for the club lead in RBI (25)...Set new career-highs with four hits and three runs scored August 16 at Jamestown...**2008:** Named the Topps GCL Player of the Month for August, during which he hit .370 with six doubles, a triple, two home runs, eight runs and 27 RBI...Finished third in the league in batting average (.330) and hits (61) while leading the club in at-bats (185), games (49) and tied for team lead in triples (3)...Hit in eight straight games, July 27-August 4, during which he hit .464 with four runs, a triple, a home run and eight RBI...**2007:** Batted .275 in 58 games for the Dominican Summer League Orioles...Collected back-to-back 3-hit games, June 25 and 27.



Baltimore ORIOLES

ROSARIO, JOSE AMAURY (FERNANDEZ) [RHP]

HT: 6-1; **WT:** 160; **B:** R; **T:** R; **Born:** February 22, 1994, Cotui, DR; **Resides:** Cotui, DR; **Acquired:** Signed as a minor league free agent on May 29, 2013

YEAR	CLUB	W	L	ERA	G	GS	CG	SHO	SV	IP	H	R	ER	HR	HB	BB	IB	SO	WP	BK	E
2011	DSL Braves (R)	3	0	4.76	14	0	0	0	2	17.0	14	11	9	0	2	6	0	10	0	0	0
2012	DSL Braves (R)	6	3	2.25	17	5	0	0	2	56.0	46	15	14	1	1	20	0	40	8	2	1
2013	DSL Orioles 2 (R)	1	3	2.49	16	0	0	0	2	50.2	48	20	14	2	2	10	3	44	4	0	0
Minor Lg. Totals		10	6	2.69	47	5	0	0	6	123.2	108	46	37	3	5	36	3	94	12	2	1

2013: Did not allow a run in seven games at home, a total of 18.1 IP, with 1 BB and 15 SO...**2012:** Earned the win in his first outing of the season on June 2, tossing 3.0 IP, allowing 3 H, 0 ER, with 2 SO...Earned back-to-back wins twice during the season...Started in his final five outings of the season...From August 10-15, tossed 13.0 IP, allowing 7 H, 0 ER, 3 BB with 8 SO...**2011:** Did not allow a run in his first four appearances of his professional career...Collected his first win on June 21, tossing 2.1 IP of shutout ball, with 2 SO.

RUETTIGER, JOHN WILLIAM (JOHNNY) [OF]

HT: 6-1; **WT:** 185; **B:** L; **T:** L; **Signed by:** John Gillette; **Born:** September 21, 1989, Joilet, IL; **Resides:** Joilet, IL; **Acquired:** Orioles 8th round selection in the 2011 First Year Player Draft

YEAR	CLUB	AVG	G	AB	R	H	2B	3B	HR	RBI	SH	SF	HBP	BB	IB	SO	SB	CS	GDP	SLG	OBP	E
2011	GCL Orioles (R)	.462	3	13	3	6	1	0	0	0	0	0	0	1	0	2	1	0	0	.538	.500	0
	Delmarva (A)	.273	19	77	9	21	6	0	0	3	1	1	0	6	0	13	1	3	0	.351	.321	0
2012	Delmarva (A)	.305	26	105	17	32	6	0	0	13	0	1	0	13	0	20	10	1	2	.362	.378	2
	Frederick (A)	.274	64	234	38	64	10	0	1	12	5	0	2	35	0	32	16	8	3	.329	.373	2
	Bowie (AA)	.240	9	25	2	6	0	0	0	1	0	0	0	4	0	3	2	0	0	.240	.345	0
2013	Frederick (A)	.246	106	415	52	102	7	2	2	26	4	2	1	45	0	71	43	7	8	.287	.320	3
	Bowie (AA)	.283	18	53	7	15	2	0	0	3	1	0	1	10	1	13	1	0	1	.321	.406	1
Minor Lg. Totals		.267	245	922	128	246	32	2	3	58	11	4	4	114	1	154	74	20	14	.316	.349	8

2013: Stole 43 bases for the Keys in 2013, the second-highest total for a Frederick player since 1994 and the seventh-most steals in a season in Keys history...Finished third in the Carolina League in stolen bases...**2012:** Ranked second among Orioles minor leaguers in stolen bases (28) for the year...Set Keys franchise record with six hits in a game May 17 at Potomac...Hit .338 with 15 runs scored in 19 July games...Finished tied for 4th on the team in walks (35)...**2011:** Had a season-high four 3-hit games and a .672 OPS for the Single-A Delmarva in 77 at-bats...Hit .462 in 13 at-bats for the GCL Orioles...**Personal/Amateur:** Attended Arizona State University.

RUSSELL, WILLIAM S. (STEELE) [CA]

HT: 6-0; **WT:** 192; **B:** L; **T:** R; **Signed by:** Thom Dreier; **Born:** September 5, 1990, Windmoore, PA; **Resides:** Windmoore, PA; **Acquired:** Orioles selection in the 32nd round of the 2012 First Year Player Draft

YEAR	CLUB	AVG	G	AB	R	H	2B	3B	HR	RBI	SH	SF	HBP	BB	IB	SO	SB	CS	GDP	SLG	OBP	E
2012	GCL Orioles (R)	.180	39	128	7	23	2	1	0	11	0	2	1	9	0	22	0	0	6	.211	.236	5
	Delmarva (A)	.333	1	3	0	1	0	0	0	0	0	0	0	0	0	0	0	0	0	.333	.333	0
2013	Delmarva (A)	.236	42	140	8	33	5	1	0	14	2	3	1	9	0	28	0	0	1	.286	.281	6
Minor Lg. Totals		.183	40	131	7	24	2	1	0	11	0	2	1	9	0	22	0	0	6	.214	.238	11

2013: Opened his 2013 campaign on a six game hitting streak and recorded hits in 13 of his first 14 games...Batted .306 in May (11-36) with 3 RBI...**2012:** Had two three-hit games for the GCL Orioles (July 6 at the GCL Rays and August 21 at the GCL Red Sox)...Batted .284 (19-67) on the road in the GCL...Went 1-3 in his only game with Single-A Delmarva...**Personal/Amateur:** Attended Midland (TX) College...Is the son of Orioles bench coach John Russell.

RUST, TANNER SEAN [INF/OF]

HT: 6-2; **WT:** 210; **B:** S; **T:** R; **Born:** August 3, 1990, Lakeside, CA; **Resides:** Lakeside, CA; **Acquired:** Signed as a non-drafted free agent on June 18, 2013

YEAR	CLUB	AVG	G	AB	R	H	2B	3B	HR	RBI	SH	SF	HBP	BB	IB	SO	SB	CS	GDP	SLG	OBP	E
2013	Aberdeen (A)	.219	34	105	14	23	2	0	1	6	2	0	3	9	0	34	3	2	2	.267	.299	5
Minor Lg. Totals		.219	34	105	14	23	2	0	1	6	2	0	3	9	0	34	3	2	2	.267	.299	5

Minor LEAGUES



2013: On June 23, went 2-3 with 2 R, 1 BB and an RBI, was his first career multi-hit game...Hit his first home run as a professional on August 31, going 2-4 with 1 R, 1 HR, with an RBI...**Personal/Amateur:** Attended New Mexico State where he batted .327 in 2013 and led the Western Athletic Conference in hitting and ranked ninth nationally...Played quarterback as well as punter during his first two years with the Aggies.

RUTLEDGE, FELIX EMERY (LEX) [LHP]

HT: 6-2; **WT:** 205; **B:** L; **T:** L; **Signed by:** Dave Jennings; **Born:** June 28, 1991, Tupelo, MS; **Resides:** Tupelo, MS; **Acquired:** Orioles 6th round selection in the 2012 First Year Player Draft

YEAR	CLUB	W	L	ERA	G	GS	CG	SHO	SV	IP	H	R	ER	HR	HB	BB	IB	SO	WP	BK	E
2012	GCL Orioles (R)	0	1	1.64	6	0	0	0	0	11.0	9	6	2	0	0	3	0	13	2	0	0
	Aberdeen (A)	0	3	9.49	6	6	0	0	0	12.1	16	17	13	1	0	13	0	12	3	0	0
2013	Delmarva (A)	4	3	1.45	18	2	0	0	1	43.1	28	8	7	1	2	16	0	45	9	0	1
	Frederick (A)	1	0	7.82	9	0	0	0	0	12.2	18	11	11	1	1	7	1	15	1	0	0
Minor Lg. Totals		5	7	3.74	39	8	0	0	1	79.1	71	42	33	3	3	39	1	85	15	0	1

2013: Began the season with the Shorebirds...Allowed 1 ER in his first seven outings of the season, a total of 12.0 IP...Earned his first career save on July 13, tossing 3.0 IP and striking out five...Made his debut with the Keys on July 26 and earned the win...**2012:** Five of his six appearances for the GCL Orioles were scoreless...Struck out at least one in each of his GCL appearances...Started six games for Single-A Aberdeen and struck out a season-high four twice in back-to-back 3.0 inning starts on August 21 and August 27...**Personal/Amateur:** Attended Samford University (AL).

SALAS, GUILLERMO A. [SS]

HT: 6-0; **B:** S; **T:** R; **Signed by:** Fred Ferreira, Carlos Moreno; **Born:** April 21, 1994, Macuto, Venezuela; **Resides:** Caraballeda, Venezuela; **Acquired:** Signed as a non-drafted free agent on January 14, 2013

YEAR	CLUB	AVG	G	AB	R	H	2B	3B	HR	RBI	SH	SF	HBP	BB	IB	SO	SB	CS	GDP	SLG	OBP	E
2013	DSL Orioles 1 (R)	.252	70	258	40	65	10	4	0	25	10	3	9	22	1	63	9	4	1	.322	.329	29
Minor Lg. Totals		.252	70	258	40	65	10	4	0	25	10	3	9	22	1	63	9	4	1	.322	.329	29

2013: Recorded multiple-hits in his first two professional games...Reached base safely in seven of his first eight career games...On July 28, went 4-5 with 2 R and a triple and picked up 3 RBI.

SANTANA, ALEXANDER A. [RHP]

HT: 5-9; **WT:** 178; **B:** S; **T:** R; **Signed by:** Carlos Bernhardt, David Stockstill; **Born:** August 26, 1991, Quisqueya, DR; **Resides:** San Pedro de Macoris, DR; **Acquired:** Signed as a non-drafted free agent on September 21, 2009

YEAR	CLUB	W	L	ERA	G	GS	CG	SHO	SV	IP	H	R	ER	HR	HB	BB	IB	SO	WP	BK	E
2010	DID NOT PITCH, WAS A POSITION PLAYER																				
2011	DSL Orioles (R)	6	2	1.82	17	0	0	0	4	29.2	21	6	6	0	3	13	1	24	3	0	1
2012	DSL Orioles (R)	2	3	1.86	12	0	0	0	2	29.0	14	10	6	0	1	10	0	3	3	1	1
	GCL Orioles (R)	3	1	3.38	6	6	0	0	0	29.1	23	15	11	0	2	12	0	33	2	1	2
	Aberdeen (A)	1	0	0.00	1	0	0	0	0	4.0	1	0	0	0	0	2	0	3	0	0	0
2013	Aberdeen (A)	1	1	2.14	16	2	0	0	1	33.2	23	8	8	1	4	18	1	48	1	1	0
Minor Lg. Totals		13	7	2.22	52	8	0	0	7	125.2	82	39	31	1	10	55	2	146	9	3	8

2013: Ranked third of the IronBirds in strikeouts...Had a six game scoreless streak from June 24-July 14, a total of 11.2 IP...Held a 1-0 record with a save in six games in August with a 0.57 ERA (15.2IP, 1ER)...**2012:** Nine of his 12 appearances for the DSL Orioles were scoreless...Struck out seven in back-to-back appearances, earning a save with 3.2 perfect innings on June 27 and a win after allowing one earned run over 5.0 innings on July 2...Held right-handed hitters to a .123 (7-57) batting average in the DSL...Struck out a career-high eight twice for the GCL Orioles...Won his last three decisions in the GCL...Won in his only appearance for Class-A Aberdeen, pitching 4.0 shutout innings and striking out three on September 4 at Vermont...**2011:** Converted from catcher to pitcher in 2011...Had a 1.82 ERA and 6 wins for the DSL Orioles...**2010:** Collected his first career hit June 2 against the DSL Mets...Had a career-high four hits August 7 against the DSL Mets.



Baltimore ORIOLES

SAWYER, WYNSTON SELWYN [CA]

HT: 6-1; **WT:** 181; **B:** R; **T:** R; **Signed by:** Mark Ralston; **Born:** November 14, 1991, San Diego, CA; **Resides:** San Diego, CA; **Acquired:** Orioles 8th round selection in the 2010 First Year Player Draft

YEAR	CLUB	AVG	G	AB	R	H	2B	3B	HR	RBI	SH	SF	HBP	BB	IB	SO	SB	CS	GDP	SLG	OBP	E
2010	GCL Orioles (R)	.231	9	26	1	6	0	0	1	1	0	0	1	0	0	2	0	0	2	.346	.259	0
2011	Aberdeen (A)	.231	71	255	22	59	11	0	3	27	1	2	4	25	1	61	0	2	6	.310	.308	4
2012	Delmarva (A)	.221	86	289	26	64	14	0	2	49	0	5	4	39	0	52	2	1	5	.291	.318	8
2013	Delmarva (A)	.238	92	315	54	75	18	2	8	38	0	3	6	42	1	69	1	0	6	.384	.336	6
Minor Lg. Totals		.226	166	570	49	129	25	0	6	77	1	7	9	64	1	115	2	3	13	.302	.311	18

2013: Record a career-high 18 doubles and 42 walks...Notched 17 multi-hit games...Hit .351 (20-57) in the first month of the season...**2012:** Walked five times on April 9 at Kannapolis...Had 15 multi-RBI games...Had two eight-game hit streaks (June 15-26 and June 29-July 8)...Batted .264 (42-159) in the second half of the season...**2011:** Was second in games (71) and home runs (3), tied for second in at-bats (255), was third in hits (59), doubles (11) and RBI (27) and was fourth in runs (22) and tied for fourth in walks (25)...**2010:** Had a pair of multi-hit games with the GCL O's (August 16 and August 25, both against the GCL Twins)...Hit his first professional home run on August 25...**Personal/Amateur:** Graduated from Scripps Ranch (CA) HS.

SCHOOP, SHARLON [INF]

HT: 6-2; **WT:** 190; **B:** R; **T:** R; **Signed by:** Dave Jennings; **Born:** April 15, 1987, Willemstad Curaçao; **Resides:** Willemstad Curaçao; **Acquired:** Signed as a minor league free agent on November 20, 2013

YEAR	CLUB	AVG	G	AB	R	H	2B	3B	HR	RBI	SH	SF	HBP	BB	IB	SO	SB	CS	GDP	SLG	OBP	E
2005	AZL Giants (R)	.254	48	169	29	43	4	0	1	19	7	1	5	14	0	18	10	4	4	.296	.328	8
2006	AZL Giants (R)	.310	38	126	29	39	7	1	1	21	2	2	4	26	2	15	8	3	5	.405	.437	9
	Salem-Keizer (A)	.286	4	7	1	2	0	0	0	1	0	0	1	2	0	0	0	0	1	.286	.500	0
2007	Augusta (A)	.235	42	136	18	32	6	0	1	19	1	1	2	8	1	32	4	3	5	.301	.286	5
	Salem-Keizer (A)	.284	58	190	30	54	12	5	4	29	6	5	6	15	1	35	2	4	5	.463	.347	9
2008	San Jose (A)	.246	125	398	54	98	18	1	7	52	8	7	2	35	0	88	7	3	13	.349	.305	21
2009	Connecticut (AA)	.241	105	320	36	77	15	0	3	36	5	2	5	20	0	63	6	5	7	.316	.294	7
2010	Augusta (A)	.281	26	89	10	25	2	1	0	9	0	1	1	7	0	20	3	2	1	.326	.337	3
	Richmond (AA)	.273	52	183	19	50	9	0	2	25	1	2	0	13	2	34	1	1	3	.355	.318	3
2011	Richmond (AA)	.218	80	206	25	45	8	0	4	21	2	2	1	20	2	39	3	2	3	.316	.288	11
2012	Northwest (AA)	.267	50	165	18	44	7	0	7	19	1	1	2	17	0	41	2	1	3	.436	.341	6
2013	INJURED DID NOT PLAY																					
Minor Lg. Totals		.256	628	1989	269	509	88	8	30	251	33	24	29	177	8	385	46	28	50	.353	.322	82

2013: Did not play due to injury...**2012:** Hit .328 (19-58) in 17 games during May with 5 2B, 4 HR and 8 RBI...Batted .362 (17-47) with 5 HR when he was ahead in the count...**2011:** Had four three-hit games over the course of the season...On July 28, collected 3 RBI, going 3-4 with 2 R, 1 HR and 1 SB...Hit .265 (40-151) with 7 2B and 19 RBI against RHP...**2010:** Recorded three straight multi-hit games, from August 23-25 with the Flying Squirrels...Collected a season-high 6 RBI on August 8, going 4-5 and falling a triple shy of the cycle...**2009:** Hit .348 (24-69) with 11 R, 8 2B, and 13 RBI in 22 games during May...Was teammates with Orioles farmhand Tim Alderson...**2008:** Played 125 games for the San Jose Giants, which put him tied for third on the team...**2007:** Began the season with the GreenJackets and moved to Salem-Keizer on June 19...Hit .292 (26-89) with 9 2B, 2 3B, 3 HR and 15 RBI in August...**2006:** Began the season with the AZL Giants and had a nine-game hitting streak to start the season...Promoted to Salem-Keizer for the final four games of the season, singled in his first game with the club...**2005:** Hit his first career home run on July 10 going 2-5 with 2 R, and 2 RBI...**Personal/Amateur:** Represented the Netherlands at the 2009 World Baseball Classic...Is the brother of Orioles infielder Jonathon Schoop.

SCHRADER, CLAYTON ALAN (CLAY) [RHP]

HT: 5-11; **WT:** 200; **B:** L; **T:** R; **Signed by:** Rich Morales; **Born:** April 28, 1990, Houston, TX; **Resides:** Humble, TX; **Acquired:** Orioles 10th round selection in the 2010 First Year Player Draft

YEAR	CLUB	W	L	ERA	G	GS	CG	SHO	SV	IP	H	R	ER	HR	HB	BB	IB	SO	WP	BK	E
2010	Aberdeen (A)	1	0	0.00	7	0	0	0	1	8.0	4	2	0	0	0	4	0	10	1	0	0
	Delmarva (A)	0	1	6.75	3	0	0	0	0	4.0	4	3	3	0	1	2	0	6	1	1	0
2011	Delmarva (A)	1	1	2.05	12	0	0	0	2	22.0	11	7	5	1	0	13	1	38	2	0	1
	Frederick (A)	1	1	1.13	15	0	0	0	3	24.0	8	3	3	1	1	19	0	35	1	0	0
2012	Frederick (A)	1	1	1.29	23	0	0	0	4	35.0	20	7	5	0	3	27	3	51	3	0	2
	Bowie (AA)	1	0	2.74	19	0	0	0	1	23.0	15	7	7	1	1	24	0	17	4	0	0
2013	Bowie (AA)	5	4	4.34	35	0	0	0	0	56.0	50	30	27	6	2	35	0	62	3	0	1
Minor Lg. Totals		10	8	2.62	114	0	0	0	11	172.0	112	59	50	9	8	124	4	219	15	1	4

Minor LEAGUES



2013: Earned wins in three consecutive outings from April 10–April 18...Struck out a season-high four batters on July 4 and again on August 16...Tossed 14.0 IP in May, his highest of any month and held a 0.64 ERA (14.0IP, 1ER)...**2012:** Led Single-A Frederick in ERA (1.29)...Was third on the team in saves (4) and fourth in appearances (23)...Did not allow an earned run in 20 of 23 appearances and was 4-for-4 in save opportunities...Allowed one earned run in 10 appearances on the road, totaling 15.2 IP...**2011:** Had a 2.05 ERA in 12 games and 38 strikeouts for Class-A Delmarva...Had a season-high six strikeouts on May 6 at Asheville...Had a 1.13 ERA and held right-handed batters to a .078 average for Class-A Frederick...**2010:** Picked up his first professional win August 18 vs. Hudson Valley and his first save in his next outing on August 20 at Tri-City...Did not allow an earned run in seven appearances with Aberdeen before being promoted to Delmarva on August 31...Did not allow a hit to a right-handed batter in three games with the Shorebirds...**Personal/Amateur:** Attended San Jacinto (TX) JC.

SCHREURS, RONALD ANDREAS [LHP]

HT: 6-6; **WT:** 205; **B:** L; **T:** L; **Signed by:** Fred Ferreira, Joel Bradley; **Born:** July 14, 1992, Willemstad, Curacao; **Resides:** Kissimmee, FL; **Acquired:** Signed as a non-drafted free agent on August 9, 2012

YEAR	CLUB	W	L	ERA	G	GS	CG	SHO	SV	IP	H	R	ER	HR	HB	BB	IB	SO	WP	BK	E
2012	GCL Orioles (R)	0	0	0.00	2	0	0	0	0	3.0	0	0	0	0	0	1	0	3	0	0	0
2013	GCL Orioles (R)	1	3	2.95	10	2	0	0	0	36.2	25	13	12	0	1	15	0	28	7	0	1
Minor Lg. Totals		1	3	2.72	12	2	0	0	0	39.2	25	13	12	0	1	16	0	31	7	0	1

2013: Picked up the win in his first outing of the season on June 24, tossing 2.1 IP and allowed 0 ER on 1 H with 1 BB and 2 SO...Struck out six of the nine batters he faced of June 29...Tossed a season-high 5.1 IP on August 16...**2012:** Pitched a perfect inning out of the bullpen on August 20 against the GCL Red Sox in his first professional appearance, striking out two.

SEABROOKE, TRAVIS [LHP]

HT: 6-4; **WT:** 170; **B:** R; **T:** L; **Signed by:** Tyler Moe; **Born:** September 16, 1995, Peterborough, Ontario, Canada; **Resides:** Peterborough, Ontario, Canada; **Acquired:** Orioles 5th round selection in the 2013 First Year Player Draft

YEAR	CLUB	W	L	ERA	G	GS	CG	SHO	SV	IP	H	R	ER	HR	HB	BB	IB	SO	WP	BK	E
2013	GCL Orioles (R)	0	0	1.12	3	2	0	0	0	8.0	5	2	1	1	2	5	0	7	0	0	1
Minor Lg. Totals		0	0	1.12	3	2	0	0	0	8.0	5	2	1	1	2	5	0	7	0	0	1

2013: Made his professional debut on August 2, making the start and tossing 2.0 IP allowing only 1 H with 2 SO...**Personal/Amateur:** Attended High School at Crestwood SS in Peterborough, ON.

SEGUI, CORY DAVID [1B]

HT: 6-1; **WT:** 200; **B:** R; **T:** R; **Signed by:** Brady Anderson; **Born:** December 20, 1991, Shawnee Mission, KS; **Resides:** Bucyrus, KS; **Acquired:** Signed as a non-drafted free agent on August 17, 2012

YEAR	CLUB	AVG	G	AB	R	H	2B	3B	HR	RBI	SH	SF	HBP	BB	IB	SO	SB	CS	GDP	SLG	OBP	E
2012	GCL Orioles (R)	.120	5	15	1	2	0	0	0	1	0	1	0	1	0	5	0	0	0	.133	.176	1
	Aberdeen (A)	.100	3	10	1	1	0	0	0	0	0	0	2	1	0	6	0	0	0	.100	.308	1
2013	Aberdeen (A)	-	1	0	0	0	0	0	0	0	0	0	0	0	0	0	0	0	0	-	-	0
	GCL Orioles (R)	.211	33	90	4	19	4	0	0	8	0	2	4	10	0	25	4	2	3	.256	.311	3
Minor Lg. Totals		.191	42	115	6	22	4	0	0	9	0	3	6	12	0	36	4	2	3	.226	.294	5

2013: Played one game in Aberdeen, before joining the GCL Orioles on June 21...Hit LHP at a .304 (7-23) pace with 2 2B and 4 RBI...Collected a season-high 3 H on August 20, going 3-4 with 1 2B and 1 RBI...**2012:** Recorded an RBI with a sac fly in his first professional game on August 18 against the GCL Rays...**Personal/Amateur:** Son of former Oriole David Segui.

SEVERINO, JANSER [RHP]

HT: 6-2; **WT:** 145; **B:** R; **T:** R; **Signed by:** Carlos Bernhardt, David Stockstill; **Born:** September 16, 1991, La Romana, DR; **Resides:** La Romana, DR; **Acquired:** Signed as a non-drafted free agent on September 19, 2009

YEAR	CLUB	W	L	ERA	G	GS	CG	SHO	SV	IP	H	R	ER	HR	HB	BB	IB	SO	WP	BK	E
2010	DSL Orioles 2 (R)	2	8	4.19	15	12	0	0	1	62.1	66	43	29	3	10	21	0	56	10	0	0
2011	DSL Orioles (R)	6	2	1.98	14	12	2	2	0	77.1	53	25	17	1	6	28	0	77	10	0	3
2012	GCL Orioles (R)	1	5	4.89	13	4	0	0	0	38.2	41	25	21	0	6	11	0	38	17	1	0
	Aberdeen (A)	0	0	0.00	3	0	0	0	1	2.2	1	0	0	0	0	1	1	4	0	0	0
2013	Aberdeen (A)	3	4	3.92	18	9	0	0	0	62.0	59	32	27	1	8	21	0	57	10	2	5
Minor Lg. Totals		12	19	3.48	63	37	2	2	2	243.0	220	125	94	5	30	82	1	232	47	3	8



Baltimore ORIOLES

2013: Appeared in a career-high 18 games all with the IronBirds, which also ranked him second on the team...Was 2-1 with a 2.21 ERA (20.1IP, 5ER) with 38 SO as a reliever...**2012:** Was second on the GCL Orioles in innings pitched (38.2) and strikeouts (38)...Tied for second on the team in appearances (13)...In four starts for the GCL Orioles, went 0-3 with a 4.08 ERA (17.2IP, 8ER)...In nine games as a reliever in the GCL, went 1-2 with a 5.57 ERA (21.0IP, 13ER)...Did not allow a run in his final five appearances for the GCL Orioles, totaling 9.2 innings...Pitched at least 2.0 innings in all but two of his relief appearances for the GCL Orioles...Struck out a season-high six in a July 11 start against the GCL Twins...Struck out two in a perfect inning in his first appearance for Single-A Aberdeen on September 1 against Hudson Valley...**2011:** Tied for first in the DSL in shutouts (2) and fifth in innings pitched (77.1)...Led the Orioles in strikeouts (77) and was tied for second for the O's in wins (6)...**2010:** Notched his first professional save June 11 against the DSL Phillies...Recorded his first professional win July 28 against the DSL Marlins...Tossed a career-high 7.0 innings August 10 against the DSL Cubs...Struck out a career-best seven August 16 against the DSL Mets.

SIMPSON, ALEXANDER CREEDE [INF]

HT: 6-2; **WT:** 185; **B:** R; **T:** R; **Signed by:** Dave Jennings; **Born:** September 8, 1989, Auburn, AL; **Resides:** Auburn, AL; **Acquired:** Orioles 25th round selection in the 2012 First Year Player Draft

YEAR CLUB	AVG	G	AB	R	H	2B	3B	HR	RBI	SH	SF	HBP	BB	IB	SO	SB	CS	GDP	SLG	OBP	E
2012 Aberdeen (A)	.234	62	239	29	56	6	3	5	28	1	2	1	22	0	60	4	0	3	.347	.299	8
2013 Delmarva (A)	.248	94	343	48	85	20	0	9	49	1	3	4	42	0	83	5	1	4	.385	.334	8
Minor Lg. Totals	.234	62	239	29	56	6	3	5	28	1	2	1	22	0	60	4	0	3	.347	.299	16

2013: Led the Shorebirds in RBI and was tied for the team-lead in home runs...Had a 10 game hitting streak from June 22-July 1, including four multi-hit games...Ended the season on a nine-game hitting streak...**2012:** Tied for the team lead in home runs (5)...Was second on the club in RBI (28) and total bases (83)...Finished third on the IronBirds in runs scored (29), hits (56) and walks (22)...Recorded a hit in 12 of 13 games between July 24 and August 8, including three three-hit games...Batted .290 (31-107) with runners on base...**Personal/Amateur:** Attended Auburn University.

SISCO, CHANCE THOMAS [CA]

HT: 6-2; **WT:** 190; **B:** L; **T:** R; **Signed by:** Mark Ralston; **Born:** February 24, 1995, Corona, CA; **Resides:** Corona, CA; **Acquired:** Orioles 2nd round selection in the 2013 First Year Player Draft

YEAR CLUB	AVG	G	AB	R	H	2B	3B	HR	RBI	SH	SF	HBP	BB	IB	SO	SB	CS	GDP	SLG	OBP	E
2013 GCL Orioles (R)	.371	31	97	15	36	4	1	1	11	0	1	3	17	0	21	1	1	2	.464	.475	2
Aberdeen (A)	.200	2	5	1	1	0	0	0	0	0	0	0	1	0	2	0	0	0	.200	.333	1
Minor Lg. Totals	.363	33	102	16	37	4	1	1	11	0	1	3	18	0	23	1	1	2	.451	.468	3

2013: After the season, was named the #10 prospect in Orioles system by *Baseball America*...Began his professional career with the GCL Orioles where he started off on a five game hitting streak...Hit his first professional home run on August 24, going 2-4 with 1 R, 1 HR and 2 RBI...Had a season-high 3 H on August 10, going 2-4 with 1 R and a triple...Played two games with the IronBirds...**Personal/Amateur:** Attended Santiago High School (Corona, CA).

SOTO, RONALD [CA]

HT: 6-4; **WT:** 220; **B:** L; **T:** R; **Signed by:** Fred Ferreira, Enrique Constante, Joel Bradley; **Born:** October 5, 1994, Bronx, NY; **Resides:** Bani, DR; **Acquired:** Signed by the Orioles as a non-drafted free agent on March 20, 2013

YEAR CLUB	AVG	G	AB	R	H	2B	3B	HR	RBI	SH	SF	HBP	BB	IB	SO	SB	CS	GDP	SLG	OBP	E
2013 DSL Orioles 2 (R)	.245	16	49	2	12	1	0	1	8	0	3	0	6	0	13	0	0	0	.327	.310	4
DSL Orioles 1 (R)	.240	29	96	10	23	4	0	0	10	0	0	3	8	0	20	2	0	1	.281	.318	4
Minor Lg. Totals	.241	45	145	12	35	5	0	1	18	0	3	3	14	0	33	2	0	1	.297	.315	8

2013: Connected for his first career home run on June 28 with the DSL Orioles 2, going 2-3 with 1 R, 1 HR, 1 BB and 4 RBI...Had five multi-hit games with the DSL Orioles 1 including two three-hit games.

Minor LEAGUES



STARR, SAMUEL N. [INF]

HT: 5-7; **WT:** 160; **B:** R; **T:** R; **Signed by:** James Keller; **Born:** May 31, 1988, Toronto, Ontario, Canada; **Resides:** Toronto, Ontario, Canada; **Acquired:** Orioles 34th round selection in the 2010 First Year Player Draft

YEAR CLUB	AVG	G	AB	R	H	2B	3B	HR	RBI	SH	SF	HBP	BB	IB	SO	SB	CS	GDP	SLG	OBP	E
2010 Aberdeen (A)	.242	35	132	17	32	4	1	0	6	2	1	3	14	0	16	4	0	4	.288	.327	4
2011 Aberdeen (A)	.284	23	88	18	25	6	1	2	15	2	1	2	13	0	9	6	1	0	.443	.385	3
Delmarva (A)	.194	9	31	2	6	0	0	0	1	1	0	3	1	0	7	0	2	1	.194	.286	1
Frederick (A)	.111	3	9	1	1	0	0	0	0	0	0	0	2	0	1	0	0	0	.111	.273	0
2012 Delmarva (A)	.238	106	369	42	88	25	2	4	41	2	3	14	34	0	59	9	3	14	.350	.324	17
Frederick (A)	.250	2	4	0	1	0	0	0	1	0	0	0	0	0	2	0	0	0	.250	.250	0
Norfolk (AAA)	.000	1	4	0	0	0	0	0	0	0	0	0	0	0	2	0	0	0	.000	.000	0
2013 Frederick (A)	.216	115	416	44	90	13	0	6	45	4	7	13	29	0	62	8	1	12	.291	.284	25
Minor Lg. Totals	.231	294	1053	124	243	48	4	12	109	11	12	35	93	0	158	27	7	31	.318	.311	50

2013: Had career-highs in games, runs, hits, home runs and RBI...On April 28 against Carolina collected 5 RBI when he went 2-5 with 1 R and 1 HR...Had 20 multi-hit games...**2012:** Had a six-game hit streak to start the season for Single-A Delmarva...Led the Shorebirds in doubles (25)...Hit a grand slam on April 15 against Greensboro, going 2-4 in the game with a double, a walk, four runs scored and five RBI...Drove in six runs over a three-game span from April 25-28...Hit .314/.429/.549 in 15 day games for the Shorebirds...**2011:** Spent time between Aberdeen, Delmarva and Frederick...Batted .284 with six doubles in 23 games with Aberdeen...Hit safely in six of nine games with Delmarva...Appeared in three games with Frederick...**2010:** Had a pair of hits in his first professional game July 22 vs. Tri-City...Had a career-high three hits three times...**Personal/Amateur:** Attended the University of British Columbia.

TARPLEY, STEPHEN NICHOLAS [LHP]

HT: 6-2; **WT:** 180; **B:** R; **T:** L; **Signed by:** Jim Gillette; **Born:** February 17, 1993, Gilbert, AZ; **Resides:** Gilbert, AZ; **Acquired:** Orioles 3rd round selection in the 2013 First Year Player Draft

YEAR CLUB	W	L	ERA	G	GS	CG	SHO	SV	IP	H	R	ER	HR	HB	BB	IB	SO	WP	BK	E
2013 GCL Orioles (R)	0	1	2.14	7	7	0	0	0	21.0	20	6	5	0	2	3	0	25	0	0	0
Minor Lg. Totals	0	1	2.14	7	7	0	0	0	21.0	20	6	5	0	2	3	0	25	0	0	0

2013: Made his professional debut on July 18, tossing a perfect inning with a strikeout...Did not allow a run in each of his first three outings...**Personal/Amateur:** Attended Scottsdale Community College.

TAYLOR, MATTHEW ALLEN [LHP]

HT: 6-2; **WT:** 185; **B:** R; **T:** L; **Signed by:** Arthur McConnehead; **Born:** April 1, 1991, Atlanta, GA; **Resides:** Midland, GA; **Acquired:** Orioles 5th round selection in the 2011 First Year Player Draft

YEAR CLUB	W	L	ERA	G	GS	CG	SHO	SV	IP	H	R	ER	HR	HB	BB	IB	SO	WP	BK	E
2011 GCL Orioles (R)	0	0	0.00	2	0	0	0	0	2.0	1	0	0	0	0	0	0	3	0	0	0
Aberdeen (A)	2	1	6.88	10	0	0	0	0	17.0	20	14	13	0	0	15	0	14	5	0	0
2012 Delmarva (A)	5	7	4.33	23	12	2	0	1	95.2	103	59	46	7	6	41	0	85	14	1	4
2013 Delmarva (A)	4	13	3.77	25	25	0	0	0	138.1	134	78	58	5	7	61	1	106	15	0	1
Minor Lg. Totals	7	8	4.63	35	12	2	0	1	114.2	124	73	59	7	6	56	0	102	19	1	5

2013: Finished 12th in the South Atlantic League in ERA (3.77)...He pitched at least through the 5th inning in each of his final 15 starts...Named SAL Pitcher of the Week (July 8-14) when he went 0-1 with a 0.00 ERA (13.0IP, 0ER)...**2012:** Began the season in the bullpen and went 1-1 with one save and a 3.72 ERA (29.0IP, 12ER) in 11 games as a reliever...Started his last 12 games and went 4-6 with a 4.59 ERA (66.2IP, 34ER) as a starter, pitching two complete games...Struck out a season and career high-tying seven on May 13 against Kannapolis in 3.2 innings of work...Finished second on the Shorebirds in strikeouts (85)...Was 1-0 with one save and a 2.30 ERA (27.1IP, 7ER) in day games...Held opponents to a .167 (10-60) batting average with runners in scoring position and two outs...**2011:** Appeared in 10 games for Single-A Aberdeen posted 14 strikeouts in 17.0 innings...Pitched 2.0 scoreless innings (2G) for the GCL O's, striking out three batters and giving up one hit...**Personal/Amateur:** Attended Middle Georgia College.



Baltimore ORIOLES

TOLLIVER, ASHUR J. [LHP]

HT: 5-11; **WT:** 163; **B:** L; **T:** L; **Signed by:** Jim Richardson; **Born:** January 24, 1988, Little Rock, AR; **Resides:** Sherwood, AR; **Acquired:** Orioles 5th round selection in the 2009 First Year Player Draft

YEAR CLUB	W	L	ERA	G	GS	CG	SHO	SV	IP	H	R	ER	HR	HB	BB	IB	SO	WP	BK	E
2009 Aberdeen (A)	1	0	0.00	3	0	0	0	0	8.0	6	0	0	0	1	2	0	7	0	0	0
2010 Aberdeen (A)	0	1	5.77	20	0	0	0	0	39.0	40	26	25	2	5	16	0	29	0	0	0
2011 Delmarva (A)	1	2	2.27	24	0	0	0	0	39.2	35	10	10	3	0	16	2	41	5	0	0
Frederick (A)	1	1	3.00	5	0	0	0	1	9.0	8	3	3	2	1	0	0	8	0	0	0
2012	INJURED - DID NOT PITCH																			
2013 Delmarva (A)	0	0	3.63	7	0	0	0	1	17.1	15	7	7	2	0	5	0	20	1	0	0
Frederick (A)	1	0	2.61	12	1	0	0	0	31.0	27	9	9	2	1	9	0	22	3	0	0
Minor Lg. Totals	4	4	3.38	71	1	0	0	2	144.0	131	55	54	11	8	48	2	127	9	0	0

2013: Began the season with the Shorebirds...On July 2, tossed 3.0 perfect innings, striking out six of the nine batters he faced...Made his debut with the Keys on July 10...Allowed 2 ER in his first seven games with the Keys, a total of 18.0 IP... **2012:** Did not pitch due to injury...**2011:** Had a 2.27 ERA and 41 strikeouts for Single-A Delmarva...Pitched in nine games for Single-A Frederick and had a 3.00 ERA...**2010:** Was second on the IronBirds with 20 appearances...Tossed a season-high 3.0 innings July 17 at Lowell...Pitched to a 2.35 ERA over eight appearances in August...**2009:** Notched his first win in his second professional appearance, tossing 3.0 scoreless innings September 1 at Tri-City...**Personal/Amateur:** Attended Oklahoma City University.

TORRES, DENNIS RICHARD [RHP]

HT: 6-3; **WT:** 200; **B:** R; **T:** R; **Signed by:** Ted Lekas; **Born:** May 17, 1990, Lawrence, MA; **Resides:** Lawrence, MA; **Acquired:** Orioles 28th round selection in the 2012 First Year Player Draft

YEAR CLUB	W	L	ERA	G	GS	CG	SHO	SV	IP	H	R	ER	HR	HB	BB	IB	SO	WP	BK	E
2012 GCL Orioles (R)	0	0	0.00	2	0	0	0	0	2.1	2	0	0	0	0	0	0	2	0	0	0
2013 Delmarva (A)	1	3	3.22	25	0	0	0	1	44.2	41	18	16	2	2	28	1	37	4	0	0
Minor Lg. Totals	0	0	0.00	2	0	0	0	0	2.1	2	0	0	0	0	0	0	2	0	0	0

2013: Earned his first win of the season on June 11, tossing 1.1 perfect innings with 1 SO...Earned his only save on the year on July 3, hurling 2.0 scoreless frames...After owning a 7.45 ERA (9.2IP, 8 ER) in May, pitched for a 1.54 ERA (35.0IP, 6 ER) in 19 games the rest of the season...**2012:** Struck out two in his first professional appearance, throwing 1.1 scoreless innings on June 30 at the GCL Rays...Pitched a perfect inning in his second appearance at the GCL Twins...**Personal Amateur:** Attended University of Massachusetts-Amherst.

URBAN, AUSTIN FRANCIS [RHP]

HT: 6-1; **WT:** 185; **B:** L; **T:** R; **Born:** July 8, 1992, Johnstown, PA; **Resides:** Windber, PA; **Acquired:** Signed as a minor league free agent on May 10, 2013

YEAR CLUB	W	L	ERA	G	GS	CG	SHO	SV	IP	H	R	ER	HR	HB	BB	IB	SO	WP	BK	E
2013 Aberdeen (A)	3	5	3.32	13	7	0	0	1	57.0	60	30	21	1	3	29	2	37	1	0	1
Minor Lg. Totals	3	5	3.32	13	7	0	0	1	57.0	60	30	21	1	3	29	2	37	1	0	1

2013: Earned his first career win on July 11, tossing 5.2 IP and allowing 1 H with 4 SO...Earned his first save in his next outing on July 17, tossing 3.0 IP of shutout ball, with 2 SO...Won his final two games of the season...**Personal/Amateur:** Attended Des Moines Area Community College in Boone, IA.

VADER, SEBASTIAN RICHARD [RHP]

HT: 6-2; **WT:** 174; **B:** R; **T:** R; **Signed by:** Mark Ralston; **Born:** June 3, 1992, San Diego, CA; **Resides:** San Marcos, CA; **Acquired:** Orioles 18th round selection in the 2010 First Year Player Draft

YEAR CLUB	W	L	ERA	G	GS	CG	SHO	SV	IP	H	R	ER	HR	HB	BB	IB	SO	WP	BK	E
2010 GCL Orioles (R)	1	0	7.30	9	0	0	0	0	12.1	8	10	10	2	2	9	0	16	3	0	0
2011 GCL Orioles (R)	2	2	2.45	12	11	0	0	0	47.2	38	16	13	1	0	16	0	44	4	0	2
2012 Aberdeen (A)	1	8	3.71	14	13	0	0	0	70.1	77	36	29	1	2	24	0	49	10	0	1
2013 Aberdeen (A)	7	3	2.43	14	13	0	0	0	85.1	70	30	23	1	3	18	0	64	7	0	1
Minor Lg. Totals	11	13	3.13	49	37	0	0	0	215.2	193	92	75	5	7	67	0	173	24	0	4

Minor LEAGUES



2013: Set Aberdeen franchise records for most wins in a season by a right-handed pitcher (7) and for most career wins by a RHP (8)...Led team in wins (7), starts (13), innings pitched (85.1) and strikeouts (64)...Had the fourth-best BB/9IP ratio in the New York-Penn League (1.90), and held opponents to the fifth-lowest batting average in the league (.215)...**2012:** Led Single-A Aberdeen in games started (13) and innings pitched (70.1)...Was third on the team in strikeouts (49)...Struck out a career-high eight in his final start of the season on September 1 against Hudson Valley, allowing one earned run in 6.0 innings...Made one relief appearance on August 16 at Lowell and pitched a scoreless inning, striking out two...Went 0-2 with a 1.73 ERA (26.0IP, 5ER) in August...**2011:** Led the club in games started (11), innings pitched (47.2) and was second in strikeouts (44)...**2010:** Earned his first professional win August 16 against the GCL Twins when he tossed a career-high 3.0 scoreless innings of work...Struck out a career-best three on four separate occasions...**Personal/Amateur:** Graduated from San Marcos (CA) HS.

VALDEZ, JUAN R. [RHP]

HT: 6-2; **WT:** 160; **B:** R; **T:** R; **Signed by:** Fred Ferreira, Enrique Constante; **Born:** February 6, 1991, Ramon Santana, DR; **Resides:** Ramon Santana, DR; **Acquired:** Signed as a non-drafted free agent on February 4, 2013

YEAR CLUB	W	L	ERA	G	GS	CG	SHO	SV	IP	H	R	ER	HR	HB	BB	IB	SO	WP	BK	E
2013 DSL Orioles 2 (R)	4	2	0.82	14	7	0	0	1	54.2	31	8	5	1	1	12	0	34	2	0	1
Minor Lg. Totals	4	2	0.82	14	7	0	0	1	54.2	31	8	5	1	1	12	0	34	2	0	1

2013: Led the DSL Orioles 2 in ERA and was tied for third in wins...Earned the win in his first career game, tossing 5.0 IP and allowing 2 H, 0 ER with 3 SO on June 5...Went 2-0 with a 0.49 ERA (18.1IP, 1ER) at home...Allowed 1 ER in 26.0 IP during July.

VAN METER, JOSEPH [RHP]

HT: 6-2; **WT:** 195; **B:** R; **T:** R; **Born:** October 18, 1988, Glen Allen, VA; **Resides:** Glen Allen, VA; **Acquired:** Signed as a minor league free agent on March 2, 2014

YEAR CLUB	W	L	ERA	G	GS	CG	SHO	SV	IP	H	R	ER	HR	HB	BB	IB	SO	WP	BK	E
2010 AZL Rangers (R)	0	1	2.79	8	0	0	0	1	9.2	9	4	3	1	1	1	0	11	0	0	0
Hickory (A)	0	0	0.00	2	0	0	0	0	2.1	2	1	0	0	0	0	0	2	0	0	0
2011 Hickory (A)	5	6	4.15	39	8	0	0	5	82.1	79	41	38	10	5	35	1	65	3	0	1
2012 Frisco (AA)	0	0	11.81	3	0	0	0	0	5.1	7	7	7	1	1	2	1	6	1	0	0
Myrtle (A)	4	5	2.06	25	8	0	0	3	74.1	55	21	17	5	5	22	0	74	1	0	0
2013 Myrtle (A)	3	4	3.62	24	6	0	0	4	54.2	53	26	22	5	3	26	0	64	3	0	0
Frisco (AA)	0	4	7.56	6	0	0	0	0	8.1	13	7	7	1	1	2	0	7	0	0	0
2013 Montgomery (AA)	0	4	6.50	5	3	0	0	0	18.0	21	13	13	3	1	7	0	16	1	0	0
Minor League Totals	12	24	3.78	112	25	0	0	13	255.0	239	120	107	26	17	95	2	245	9	0	1

2013: Appeared in five games for the Biscuits and made three starts...Struck out at least two batters in every appearance...**2012:** Between Myrtle Beach and Frisco combined to go 4-5 with a 2.71 ERA (79.2 IP, 24 ER) and 3 saves over 28...Opened season in the Myrtle Beach bullpen and compiled a 1.50 ERA (18.0IP, 3ER) with 19 strikeouts over first 8 relief appearances...Promoted to Frisco on July 21 and made three relief appearances before returning to the Pelicans on August 1...Joined Pelican rotation upon return and went 3-1 with a 1.93 ERA (7 ER/32.2 IP) over 6 starts...**2011:** Was 5-2 with a 3.10 ERA (49.1IP, 17 ER) and 5 saves as a reliever and 0-4 with a 5.73 ERA (33.0 IP, 21 ER) as a starter...**2010:** Between AZL Rangers and Hickory combined to go 0-1 with a 2.25 ERA (12.0IP, 3ER) and 13 strikeouts in 10 relief appearances...Posted 6 consecutive scoreless outings with the AZL Rangers, a span of 7.0 innings...Promoted to Hickory on September 1 for remainder of regular season and post-season...Worked 2.0 scoreless innings of relief in South Atlantic League playoffs...**Personal/Amateur:** Played collegiately at Virginia Commonwealth, where he was First Team All-CAA, the CAA Tournament's Most Outstanding Performer, ABCA/Rawlings All-East Region as a third baseman...Led the Rams in batting (.434), triples (7) and RBI (76), while slugging the 2nd-most home runs (10) as a junior...Was 1-0 with a 5.40 ERA (14 ER/23.1 IP) in 13 games/2 starts on the mound...rated by *Baseball America* as the number one high school shortstop in New York as a senior at St. Dominic High School in Oyster Bay, NY.

VARGAS, YARIEL A. [OF]

HT: 6-0; **WT:** 180; **B:** R; **T:** R; **Signed by:** Fred Ferreira, Enrique Constante; **Born:** September 25, 1994, Moca, DR; **Resides:** Moca, DR; **Acquired:** Signed as a non-drafted free agent on June 25, 2012

YEAR CLUB	AVG	G	AB	R	H	2B	3B	HR	RBI	SH	SF	HBP	BB	IB	SO	SB	CS	GDP	SLG	OBP	E
2012 DSL Orioles (R)	.182	4	11	3	2	0	0	0	0	0	0	1	3	0	2	0	0	1	.182	.400	0
2013 GCL Orioles (R)	.215	45	149	11	32	4	0	0	14	0	2	2	15	0	37	0	0	8	.242	.292	7
Minor Lg. Totals	.213	49	160	14	34	4	0	0	14	0	2	3	18	0	39	0	0	9	.238	.301	7

2013: Recorded six multi-hit games, including three three-hit games...**2012:** Scored a run in both of his first two professional games with the DSL Orioles.



Baltimore ORIOLES

VASQUEZ, OSCAR ANTONIO [INF]

HT: 5-11; **WT:** 150; **B:** S; **T:** R; **Signed by:** Carlos Bernhardt, David Stockstill; **Born:** November 22, 1993, Dajabon, DR; **Resides:** Dajabon, DR; **Acquired:** Signed as a non-drafted free agent on January 10, 2011

YEAR	CLUB	AVG	G	AB	R	H	2B	3B	HR	RBI	SH	SF	HBP	BB	IB	SO	SB	CS	GDP	SLG	OBP	E
2012	DSL Orioles (R)	.267	62	221	45	59	7	4	1	30	4	1	2	31	0	40	18	7	1	.348	.361	15
2013	GCL Orioles (R)	.143	30	49	6	7	1	0	0	4	2	0	0	7	0	11	2	3	2	.163	.250	3
Minor Lg. Totals		.244	92	270	51	66	8	4	1	34	6	1	2	38	0	51	20	10	3	.315	.341	18

2013: Hit his only double of the season on August 28 against the GCL Twins...**2012:** Led the DSL Orioles in runs scored (45)... Was second on the team in RBI (30)...Tied for second on the club in walks (31)...Was third on the DSL O's in hits (59), triples (4), total bases (77) and stolen bases (18)...Had a 15-game hit streak from July 20-August 6...Went 3-4 with a home run, three runs scored and five RBI on June 9 at the DSL Cubs...Batted .304 (34-125) against right-handed pitching...Batted .311 (32-103) with runners on base.

VEGA, ANTHONY MICHAEL [CF]

HT: 6-0; **WT:** 195; **B:** L; **T:** R; **Signed by:** Jim Howard; **Born:** December 6, 1990, Patchogue, NY; **Resides:** Patchogue, NY; **Acquired:** Orioles 30th round selection in the 2012 First Year Player Draft

YEAR	CLUB	AVG	G	AB	R	H	2B	3B	HR	RBI	SH	SF	HBP	BB	IB	SO	SB	CS	GDP	SLG	OBP	E
2012	Aberdeen (A)	.194	64	232	34	45	7	5	4	17	3	1	4	33	0	69	14	2	0	.319	.304	2
2013	Delmarva (A)	.211	34	114	15	24	1	0	0	8	1	1	2	13	0	41	4	0	1	.219	.300	2
	Aberdeen (A)	.256	22	78	7	20	2	0	2	5	0	0	0	3	0	14	4	3	0	.359	.284	1
Minor Lg. Totals		.210	120	424	56	89	10	5	6	30	4	2	6	49	0	124	22	5	1	.300	.299	5

2013: Began the season with the Shorebirds, where he safely hit in each of his first 12 games...From April 4-April 15, hit .341 (15-44) with 10 R, 1 2B and 4 BB...Made his IronBirds debut on June 18...Collected 3 H, going 3-5 with 1 R, 1 2B, and 1 HR on June 24...**2012:** Led Single-A Aberdeen in runs scored (34), triples (5), walks (33) and stolen bases (14)...Finished second on the team in games played (64) and tied for second in home runs (4)...Had a 10-game hit streak from July 1-14...**Personal/Amateur:** Attended Manhattan College.

VELOZ, HECTOR MIGUEL [3B]

HT: 6-0; **WT:** 183; **B:** R; **T:** R; **Signed by:** Felipe Rojas, David Stockstill; **Born:** February 1, 1994, Santo Domingo, DR; **Resides:** Santo Domingo, DR; **Acquired:** Signed as a non-drafted free agent on July 8, 2010

YEAR	CLUB	AVG	G	AB	R	H	2B	3B	HR	RBI	SH	SF	HBP	BB	IB	SO	SB	CS	GDP	SLG	OBP	E
2011	DSL Orioles (R)	.225	67	227	34	51	16	0	2	31	2	3	6	37	0	62	6	6	6	.322	.344	21
2012	GCL Orioles (R)	.281	34	121	14	34	9	2	3	18	0	1	3	8	0	30	0	0	2	.463	.338	11
	Aberdeen (A)	.219	8	32	3	7	2	0	0	1	0	0	1	0	0	11	0	0	1	.281	.242	3
2013	Aberdeen (A)	.213	56	202	17	43	7	1	5	27	0	3	2	17	0	70	4	2	6	.332	.277	11
Minor Lg. Totals		.232	165	665	582	68	135	34	3	10	77	2	7	62	0	173	10	8	15	.352	.315	46

2013: Started the season on a seven game hitting streak...Hit .294 (15-51) in June with 3 2B and 2 HR...Hit two home runs on July 4, going 2-4 with 2 R and 4 RBI...**2012:** Tied for the GCL Orioles lead in home runs (3)...Was second on the team in doubles (9), RBI (18) and total bases (56)...Finished third on the club in hits (34)...Had 12 multi-hit games for the GCL Orioles...Hit a grand slam on August 7 against the GCL Red Sox...Batted .320 (8-25) against left-handed pitching in the GCL...Batted .371 (13-35) for the GCL Orioles when leading off an inning...Recorded a hit in five of his eight games with Single-A Aberdeen...Went 2-4 with two doubles and a run scored in his second game with the IronBirds...**2011:** Led the O's in doubles (16); tied for fifth in the DSL, RBI (31), walks (37), was second in games (67), at-bats (227) and second in runs (34).

Minor LEAGUES



VIELE, JUSTIN P. [SS]

HT: 5-11; **WT:** 185; **B:** R; **T:** R; **Signed by:** Rich Morales; **Born:** November 13, 1990, Yorba Linda, CA; **Resides:** Yorba Linda, CA; **Acquired:** Orioles 37th round selection in the 2013 First Year Player Draft

YEAR	CLUB	AVG	G	AB	R	H	2B	3B	HR	RBI	SH	SF	HBP	BB	IB	SO	SB	CS	GDP	SLG	OBP	E
2013	GCL Orioles (R)	.273	49	161	29	44	7	0	2	14	6	0	31	0	0	28	9	4	2	.354	.406	7
	Aberdeen (A)	.300	3	10	2	3	1	0	0	0	0	0	0	2	0	2	0	0	0	.400	.417	1
Minor Lg. Totals		.275	52	171	31	47	8	0	2	14	6	0	5	33	0	30	9	4	2	.357	.407	8

2013: Tied for the third-highest on-base percentage in the Gulf Coast League (.406)...Made his debut on June 21, going 1-4 with 1 R, and a walk...Safely hit in each of his first eight games...Recorded 11 multi-hit games including three three-hit performances... Played three games for the IronBirds in September...Went 2-4 with 1 2B and a walk on September 3...**Personal/Amateur:** Attended Santa Clara University.

WAGER, BRADY M. [RHP]

HT: 6-1; **WT:** 205; **B:** R; **T:** R; **Signed by:** John Gillette; **Born:** November 17, 1990, Globe, AZ; **Resides:** Miami, AZ; **Acquired:** Orioles 9th round selection in the 2012 First Year Player Draft

YEAR	CLUB	W	L	ERA	G	GS	CG	SHO	SV	IP	H	R	ER	HR	HB	BB	IB	SO	WP	BK	E
2012	GCL Orioles (R)	0	2	4.26	6	3	0	0	0	12.2	15	8	6	0	0	5	0	12	0	0	0
	Aberdeen (A)	0	2	5.06	6	6	0	0	0	26.2	30	20	15	2	4	6	0	18	4	0	0
2013	Delmarva (A)	2	3	4.33	9	9	1	0	0	54.0	56	27	26	1	1	14	0	41	8	0	0
	Frederick (A)	3	10	5.23	15	15	1	1	0	86.0	93	61	50	5	11	32	0	57	5	2	2
Minor Lg. Totals		5	17	4.87	36	33	2	1	0	179.1	194	116	97	8	16	57	0	128	17	2	2

2013: Began the season with the Shorebirds...Earned back-to-back wins on April 15-21, each time tossing 6.0 IP...Appeared in his first game with the Keys on June 8...Earned back-to-back wins with the Keys on July 4-10, each time tossing 7.0 IP... Struck out a season-high seven batters three times during the season...**2012:** Did not allow a run in his first three appearances with the GCL Orioles, totaling 5.0 innings...In three relief appearances in the GCL, went 0-1 with a 1.80 ERA (5.0IP, ER)...Held right-handed hitters to a .192 (5-26) batting average in the GCL...Between the GCL Orioles and Single-A Aberdeen, held the first batter of each inning to a .114 (4-35) batting average...**Personal/Amateur:** Attended Grand Canyon University.

WALKER, CHRISTIAN D. [1B]

HT: 6-0; **WT:** 220; **B:** R; **T:** R; **Signed by:** Chris Gale; **Born:** March 28, 1991, Limerick, PA; **Resides:** Limerick, PA; **Acquired:** Orioles 4th round selection of the 2012 First Year Player Draft

YEAR	CLUB	AVG	G	AB	R	H	2B	3B	HR	RBI	SH	SF	HBP	BB	IB	SO	SB	CS	GDP	SLG	OBP	E
2012	Aberdeen (A)	.284	22	81	12	23	5	0	2	9	0	0	2	10	0	14	2	1	1	.420	.376	3
2013	Delmarva (A)	.353	31	116	19	41	5	0	3	20	0	1	3	11	0	16	0	3	5	.474	.420	2
	Frederick (A)	.288	55	215	25	62	17	0	8	35	0	4	3	17	0	41	2	0	4	.479	.343	3
	Bowie (AA)	.242	17	62	7	15	5	0	0	1	0	0	1	6	0	10	0	0	1	.323	.319	0
Minor Lg. Totals		.297	125	474	63	141	32	0	13	65	0	5	9	44	0	81	4	4	11	.447	.365	8

2013: Named Organizational Player of the Month for April, as he hit .360 (31-86) with three home runs and 16 RBI...Selected to the MLB All-Star Futures Game...Named Carolina League Player of the Week for week of July 1-8...**2012:** Batted .284 with two home runs and nine RBI in 22 games...Was named the New York-Penn League Offensive Player of the Week for July 16-23... **Personal/Amateur:** Attended the University of South Carolina.



Baltimore ORIOLES

WARD, BRIAN PATRICK [CA]

HT: 5-11; **WT:** 210; **B:** R; **T:** R; **Signed by:** Dave Dangler; **Born:** October 17, 1985, Santa Monica, CA; **Resides:** Huntington Beach, CA; **Acquired:** Signed as a non-drafted free agent on June 11, 2009

YEAR CLUB	AVG	G	AB	R	H	2B	3B	HR	RBI	SH	SF	HBP	BB	IB	SO	SB	CS	GDP	SLG	OBP	E
2009 Aberdeen (A)	.252	36	107	10	27	2	1	1	13	2	3	5	20	0	16	1	0	2	.318	.385	5
2010 Frederick (A)	.199	83	236	28	47	7	0	2	30	6	3	5	39	0	58	2	2	8	.254	.322	12
2011 Frederick (A)	.254	104	335	43	85	22	0	7	32	3	4	3	42	1	54	9	2	12	.382	.339	8
2012 Bowie (AA)	.217	50	161	18	35	5	0	1	12	2	1	2	24	0	24	4	0	6	.267	.324	6
2013 Bowie (AA)	.260	49	154	24	40	9	0	2	23	4	2	5	16	0	28	1	1	3	.357	.345	4
Norfolk (AAA)	-	1	0	0	0	0	0	0	0	0	0	0	0	0	0	0	0	0	-	-	0
Minor Lg. Totals	.236	323	993	123	234	45	1	13	110	17	13	20	141	1	180	17	5	31	.322	.338	35

2013: Started the season out collecting a hit in six of his first seven games...Recorded 4 RBI on April 9 against Richmond, going 2-4 with a double...Had a season-high 3 H performance on April 21...**2012:** Recorded a hit in each of his first six games with Double-A Bowie...Batted .319 (15-47) against left-handed pitching...Batted .324 (11-34) when leading off an inning...Named the best defensive catcher in the O's system after the season by *Baseball America*...Following the season, played in the Arizona Fall League...**2011:** Played in a career-high 104 games at Single-A Frederick and had career bests in most offensive categories...**2010:** Drove in a season-best three runs June 30 at Salem...Had a season-high three hits July 5 at Kinston...**2009:** Picked up his first professional hit June 21 at Hudson Valley...Had three straight multi-hit games July 31-August 5...**Personal/Amateur:** Attended Lewis-Clark State (ID) College.

WEBB, BRENDEN REYNARD [OF]

HT: 6-1; **WT:** 185; **B:** L; **T:** L; **Signed by:** Mark Ralston; **Born:** February 24, 1990, San Diego, CA; **Resides:** San Diego, CA; **Acquired:** Orioles 30th round selection in the 2009 First Year Player Draft

YEAR CLUB	AVG	G	AB	R	H	2B	3B	HR	RBI	SH	SF	HBP	BB	IB	SO	SB	CS	GDP	SLG	OBP	E
2009 GCL Orioles (R)	.186	13	43	7	8	2	0	0	1	0	0	1	10	0	0	0	0	233	.352	1	
2010 Bluefield (R)	.227	61	194	25	44	5	8	5	25	1	0	4	32	2	58	5	2	5	.412	.348	4
2011 Delmarva (A)	.218	121	400	42	87	14	1	4	29	8	1	3	75	0	152	14	8	0	.288	.344	7
2012 Delmarva (A)	.251	101	311	51	78	23	4	11	48	1	3	7	87	0	108	18	3	2	.457	.422	4
Frederick (A)	.270	23	74	14	20	6	1	3	13	1	1	3	11	0	30	1	3	2	.500	.382	0
2013 Frederick (AA)	.201	84	293	37	59	14	2	8	31	1	2	5	36	1	107	7	2	2	.345	.298	2
Minor Lg. Totals	.225	403	1315	176	296	64	16	31	147	12	7	5	251	3	569	47	18	11	.369	.357	18

2013: On Opening Day went 4-5 with 2 R, 1 2B, HR and 3 RBI...Collected two doubles in a game on May 4 against Carolina...Picked up 4 RBI going 1-3 with 1 R, 1 BB and a home run on May 27...**2012:** Tied for the club lead at Single-A Delmarva in home runs (11)...Led the team in walks (87), on-base percentage (.422), slugging percentage (.457) and triples (4)...Was second on the club in total bases (142) and stolen bases (18)...Finished third on the Shorebirds in runs scored (51) and tied for second in doubles (23)...Finished third in the South Atlantic League in on-base percentage (.422)...**2011:** Was third in the SAL and led the Shorebirds in walks (75)...He led the club in stolen bases (14), games played (121), was second in at-bats (400) and hits (87) and third in runs scored (42)...**2010:** Hit his first professional home run June 24 at Pulaski...Matched a career-high with three hits July 22 at Kingsport...**2009:** Scored three runs in his first professional game August 15 against the GCL Rays...Had three hits August 20 against the GCL Rays...**Personal/Amateur:** Attended Palomar (CA) JC.

WILSON, MATTHEW MARK [LHP]

HT: 6-0; **WT:** 160; **B:** L; **T:** L; **Signed by:** Brett Ward; **Born:** January 14, 1994, Adelaide, Australia; **Resides:** Melbourne, Australia; **Acquired:** Signed by the Orioles as a non-drafted free agent on August 10, 2011

YEAR CLUB	W	L	ERA	G	GS	CG	SHO	SV	IP	H	R	ER	HR	HB	BB	IB	SO	WP	BK	E
2013 GCL Orioles (R)	0	0	13.50	2	0	0	0	0	2.2	7	4	4	0	0	2	0	2	0	0	0
Minor Lg. Totals	0	0	13.50	2	0	0	0	0	2.2	7	4	4	0	0	2	0	2	0	0	0

2013: Made his professional debut on June 24, tossing 1.2 IP.

Minor LEAGUES



WILSON, PHILIP TYLER [RHP]

HT: 6-1; **WT:** 195; **B:** R; **T:** R; **Signed by:** Chris Gale; **Born:** September 25, 1989, Lynchburg, VA; **Resides:** Midlothian, VA; **Acquired:** Orioles 10th round selection in the 2011 First Year Player Draft

YEAR CLUB	W	L	ERA	G	GS	CG	SHO	SV	IP	H	R	ER	HR	HB	BB	IB	SO	WP	BK	E
2011 GCL Orioles (R)	0	0	0.00	2	0	0	0	0	3.0	0	0	0	0	0	1	0	3	0	0	0
Aberdeen (A)	0	0	2.10	6	6	0	0	0	30.0	19	7	7	4	1	4	0	24	1	0	0
2012 Delmarva (A)	3	3	5.06	6	6	0	0	0	32.0	30	19	18	4	1	11	0	29	1	1	0
Frederick (A)	7	7	3.49	19	19	0	0	0	111.0	95	49	43	12	6	19	0	114	4	1	2
2013 Frederick (A)	1	1	4.48	11	11	0	0	0	62.1	57	34	31	4	1	25	0	48	1	0	0
Bowie (AA)	7	5	3.83	16	16	0	0	0	89.1	85	40	38	13	2	22	0	70	5	0	0
Minor Lg. Totals	18	16	3.76	60	60	1	0	0	327.2	286	149	137	37	11	82	0	288	12	2	2

2013: Began the season with the Keys and struck out seven in his first start of the season on April 6...Made his Bowie debut on June 6...Earned three consecutive victories from June 14-25...Went 3-1 with a 2.67 ERA (30.1IP, 9ER) in six starts with the Baysox before the All-Star break...Was named Organizational Pitcher of the Month for July after going 3-1 with a 2.21 ERA (36.2IP, 9ER)...**2012:** Struck out 143 between Single-A Delmarva and Single-A Frederick to lead all Orioles farmhands...Tied for Shorebirds team lead in wins (7) and led club in strikeouts (114), starts (19) and innings pitched (111.0)...Worked seven innings or more in seven of his 19 starts and struck out 10 or more four times...Did not walk a batter in nine of 19 starts...In his last three starts he struck out 32 batters without a walk in 22 innings pitched...**2011:** Started six games for Single-A Aberdeen, finishing with a 2.10 ERA over 30.0 innings pitched...Struck out at least three batters in all six starts...Started 2 games for the GCL O's, pitching 3.0 innings, striking out three batters while giving up no hits...**Personal/Amateur:** Attended the University of Virginia.

WRIGLEY, HENRY [INF]

HT: 6-3; **WT:** 185; **B:** R; **T:** R; **Born:** August, 9, 1986, Redwood City, CA; **Resides:** San Carlos, CA; **Acquired:** Signed as a minor league free agent on February 6, 2014

YEAR CLUB	AVG	G	AB	R	H	2B	3B	HR	RBI	SH	SF	HBP	BB	IB	SO	SB	CS	GDP	SLG	OBP	E
2006 Princeton (R)	.250	54	188	22	47	9	1	5	26	3	3	0	7	0	39	5	2	9	.388	.273	2
2007 Hudson Valley (A)	.235	67	243	28	57	10	3	3	33	0	2	4	20	1	37	10	3	4	.337	.301	12
2008 Columbus (A)	.250	113	404	45	101	13	10	7	60	2	5	2	24	1	62	7	3	14	.384	.292	9
2009 Bowling Green (A)	.220	45	177	20	39	16	1	4	17	0	1	1	5	0	30	3	4	4	.390	.245	8
2009 Charlotte (A)	.246	70	260	26	64	15	2	6	43	0	4	0	9	0	44	5	1	4	.388	.267	6
2010 Charlotte (A)	.292	68	260	35	76	13	3	12	46	1	2	2	19	2	37	5	2	10	.504	.343	5
2010 Montgomery (AA)	.248	62	254	31	63	12	1	9	37	0	4	1	12	1	54	1	1	9	.409	.280	5
2011 Montgomery (AA)	.274	118	468	60	128	34	2	17	84	0	2	2	23	1	73	3	2	20	.464	.309	13
2012 Montgomery (AA)	.270	32	122	17	33	12	0	7	27	0	0	0	15	0	25	3	0	4	.541	.350	0
2012 Durham (AAA)	.285	94	354	39	101	25	1	13	52	0	4	1	21	1	78	0	1	10	.472	.324	2
2013 Tulsa (AA)	.188	31	112	13	21	6	0	4	10	0	1	2	4	0	21	1	0	1	.348	.227	1
Minor League Totals	.257	754	2842	336	730	165	24	87	435	6	28	15	159	7	500	43	19	89	.424	.297	63

2013: Opened the season with Tulsa, the Double-A affiliate of the Rockies, but was limited to just 31 games...Had a seven game hitting streak from April 8-April 16...Hit home runs in three straight games from April 13-15...Hit LHP at a .353 (6-17) pace with 3 R, 4 2B and 1 RBI...**2012:** Began the season the Tampa Bay organization with Double-A Montgomery and played in 32 games before being promoted to Triple-A Durham where he finished out the season...Hit a combined .282 (128-468) with 37 doubles, one triple, 20 home runs and 79 RBI in 126 games...His 37 doubles was a career high as was a batting average...Ranked among the top Tampa Bay organization minor league leaders in batting average (9th), home runs (2nd) and RBI (1st)...While at Durham, hit .316 (80-253) against right-handed pitching as opposed to .208 (21-101) against lefties...Was named Tampa Bay's Minor League Hitter of the Month for July carrying a .370 average (37-100) with 10 doubles, three home runs, 18 RBI and 13 runs in 25 games...In the offseason, played in the Venezuelan Winter Leagues where he hit .299 (53-177) in 48 games with seven doubles, a triple, 11 home runs and 36 RBI...**2011:** Led Montgomery with 118 games played, 128 hits, 34 doubles and 17 home runs...**2010:** Named to FSL Mid-Season All-Star Team...ranked 2nd in the Rays farm system with 21 home runs...**2008:** Led the South Atlantic League with 10 triples...**Personal/Amateur:** Originally selected by Tampa Bay in the 14th round of the 2005 June Draft.



WYNNIS, AUSTIN [CA]

HT: 6-2; **WT:** 210; **B:** R; **T:** R; **Signed by:** Rich Morales; **Born:** December 10, 1990, Poway, CA; **Resides:** Poway, CA; **Acquired:** Orioles 10th round selection in the 2013 First Year Player Draft

YEAR	CLUB	AVG	G	AB	R	H	2B	3B	HR	RBI	SH	SF	HBP	BB	IB	SO	SB	CS	GDP	SLG	OBP	E
2013	Aberdeen (A)	.235	54	187	11	44	7	0	0	21	0	3	1	13	0	33	1	1	5	.273	.284	2
Minor Lg. Totals		.235	54	187	11	44	7	0	0	21	0	3	1	13	0	33	1	1	5	.273	.284	2

2013: Had a 10 game hitting streak from July 18–31, hitting .429 (15-35) during that span with 4 R, 2 2B and 5 RBI...Named a New York-Penn League All-Star...**Personal/Amateur:** Attended California State University Fresno.

YACABONIS, JIMMY ALLIN [RHP]

HT: 6-3; **WT:** 195; **B:** R; **T:** R; **Signed by:** Dean Albany; **Born:** March 21, 1992, Matawan, NJ; **Resides:** Matawan, NJ; **Acquired:** Orioles 13th round selection in the 2013 First Year Player Draft

YEAR	CLUB	W	L	ERA	G	GS	CG	SHO	SV	IP	H	R	ER	HR	HB	BB	IB	SO	WP	BK	E
2013	Aberdeen (A)	3	1	1.52	18	0	0	0	4	29.2	15	5	5	0	1	14	1	28	1	1	0
Minor Lg. Totals		3	1	1.52	18	0	0	0	4	29.2	15	5	5	0	1	14	1	28	1	1	0

2013: Converted his first career save opportunity on June 27, tossing 2.1 IP with 2 SO...Received his first professional win on July 17, tossing two perfect innings and striking out four of the six batters faced...Named a New York-Penn League All-Star...**Personal/Amateur:** Attended St. Joseph's University in Philadelphia, PA.

YASTRZEMSKI, MICHAEL [OF]

HT: 6-0; **WT:** 185; **B:** L; **T:** L; **Signed by:** Adrian Dorsey **Born:** August 23, 1990, Andover, MA; **Resides:** Andover, MA; **Acquired:** Orioles 14th round selection in the 2013 First Year Player Draft

YEAR	CLUB	AVG	G	AB	R	H	2B	3B	HR	RBI	SH	SF	HBP	BB	IB	SO	SB	CS	GDP	SLG	OBP	E
2013	Aberdeen (A)	.273	57	205	28	56	13	4	3	25	0	1	5	24	1	44	8	8	2	.420	.362	0
Minor Lg. Totals		.273	57	205	28	56	13	4	3	25	0	1	5	24	1	44	8	8	2	.420	.362	0

2013: Named Organizational Player of the Month for July, as hit he .337 (31-92) with two home runs and 12 RBI...Was selected to the New York-Penn League All-Star Game...**Personal/Amateur:** Attended Vanderbilt University...Is the grandson of Hall of Famer Carl Yastrzemski.

ZORRILLA, ANDRICKSON RAMON [OF]

HT: 6-2; **WT:** 195; **B:** S; **T:** L; **Signed by:** Fred Ferreira, Joel Bradley, William Morales; **Born:** March 15, 1991, Bronx, NY; **Resides:** Yonkers, NY; **Acquired:** Signed by the Orioles as a non-drafted free agent on January 24, 2013

YEAR	CLUB	AVG	G	AB	R	H	2B	3B	HR	RBI	SH	SF	HBP	BB	IB	SO	SB	CS	GDP	SLG	OBP	E
2013	GCL Orioles (R)	.201	49	169	23	34	8	1	3	18	0	1	1	30	0	60	8	1	0	.314	.323	4
Minor Lg. Totals		.201	49	169	23	34	8	1	3	18	0	1	1	30	0	60	8	1	0	.314	.323	4

2013: Homered in his second career game on June 22...Recorded four multi-hit games...**Personal/Amateur:** Attended ASA College in Brooklyn, NY.



NOTES



Baltimore **ORIOLES**

NOTES

FRONT
OFFICE

ORIOLES
REACH

MANAGER &
COACHES

2014
ORIOLES

2013
IN REVIEW

OPPONENTS

MINOR
LEAGUES

RECORDS &
HISTORY

ORIOLE PARK

MEDIA



CHRIS DAVIS

53 HOME RUNS IN 2013
SET A NEW FRANCHISE RECORD

RECORDS & HISTORY



ORIOLES STANDINGS (1954-2013)

YEAR	WON	LOST	PCT	GB/GA	PLACE	MANAGER(S)
1954	54	100	.351	57.0	7th	Jimmy Dykes
1955	57	97	.370	39.0	7th	Paul Richards
1956	69	85	.448	28.0	6th	Paul Richards
1957	76	76	.500	21.0	5th	Paul Richards
1958	74	79	.484	17.5	6th	Paul Richards
1959	74	80	.481	20.0	6th	Paul Richards
1960	89	65	.578	8.0	2nd	Paul Richards
1961	95	67	.586	14.0	3rd	Paul Richards/Luman Harris1
1962	77	85	.475	19.0	7th	Billy Hitchcock
1963	86	76	.531	18.5	4th	Billy Hitchcock
1964	97	65	.599	2.0	3rd	Hank Bauer
1965	94	68	.580	8.0	3rd	Hank Bauer
1966	97	63	.606	-9.0	1st	Hank Bauer
1967	76	85	.472	15.5	T-6th	Hank Bauer
1968	91	71	.562	12.0	2nd	Hank Bauer/Earl Weaver2
1969	109	53	.673	-19.0	1st	Earl Weaver
1970	108	54	.667	-15.0	1st	Earl Weaver
1971	101	57	.639	-12.0	1st	Earl Weaver
1972	80	74	.519	5.0	3rd	Earl Weaver
1973	97	65	.599	-8.0	1st	Earl Weaver
1974	91	71	.562	-2.0	1st	Earl Weaver
1975	90	69	.566	4.5	2nd	Earl Weaver
1976	88	74	.543	10.5	2nd	Earl Weaver
1977	97	64	.602	2.5	T-2nd	Earl Weaver
1978	90	71	.559	9.0	4th	Earl Weaver
1979	102	57	.642	8.0	1st	Earl Weaver
1980	100	62	.617	3.0	2nd	Earl Weaver
1981	59	46	.562	1.0	*2nd	Earl Weaver
1982	94	68	.580	1.0	2nd	Earl Weaver
1983	98	64	.605	-6.0	1st	Joe Altobelli
1984	85	77	.525	19.0	5th	Joe Altobelli
1985	83	78	.516	16.0	4th	Altobelli/Ripken Sr./Earl Weaver3
1986	73	89	.451	22.5	7th	Earl Weaver
1987	67	95	.414	31.0	6th	Cal Ripken Sr.
1988	54	107	.335	34.5	7th	Ripken Sr./Frank Robinson4
1989	87	75	.537	2.0	2nd	Frank Robinson
1990	76	85	.472	11.5	5th	Frank Robinson
1991	67	95	.414	24.0	6th	Frank Robinson/Johnny Oates5
1992	89	73	.549	7.0	3rd	Johnny Oates
1993	85	77	.525	10.0	T-3rd	Johnny Oates
1994	63	49	.563	6.5	**2nd	Johnny Oates
1995	71	73	.493	15.0	3rd	Phil Regan
1996	88	74	.543	4.0	***2nd	Davey Johnson
1997	98	64	.605	-2.0	1st	Davey Johnson
1998	79	83	.488	35.0	4th	Ray Miller
1999	78	84	.481	20.0	4th	Ray Miller
2000	74	88	.457	13.5	4th	Mike Hargrove
2001	63	98	.391	32.5	4th	Mike Hargrove
2002	67	95	.414	36.5	4th	Mike Hargrove
2003	71	91	.438	30.0	4th	Mike Hargrove
2004	78	84	.481	23.0	3rd	Lee Mazzilli
2005	74	88	.457	21.0	4th	Lee Mazzilli/Sam Perlozzo6
2006	70	92	.432	27.0	4th	Sam Perlozzo
2007	69	93	.426	27.0	4th	Sam Perlozzo/Dave Trembley7
2008	68	93	.422	28.5	5th	Dave Trembley
2009	64	98	.395	39.0	5th	Dave Trembley
2010	66	96	.407	-30.0	5th	Dave Trembley/Juan Samuel8/Buck Showalter9
2011	69	93	.426	-28.0	5th	Buck Showalter
2012	93	69	.574	-2.0	2nd\$	Buck Showalter
2013	85	77	.525	-12.0	T-3rd	Buck Showalter
TOTALS	4,864	4,644	.512			

9-Showalter (34-23) replaced Samuel (17-34) on August 3
8-Samuel (17-34) replaced Trembley (15-39) on June 4
7-Trembley (40-53) replaced Perlozzo (29-40) on June 18
6-Perlozzo (23-35) replaced Mazzilli (51-53) on August 4
5-Oates (54-71) replaced Ripken (13-24) on May 23
4-Ripken (54-101) replaced Ripken (0-6) on April 12
3-Altobelli (29-26) relieved after June 12 game; Ripken (1-0) managed June 13;
Weaver (53-52) took over June 14
2-Weaver (48-34) replaced Bauer (43-37) on July 11
1-Harris (17-10) replaced Richards (78-57) on September 1

* -First Half: 31-23, .574, 2 GB., Second Half: 28-23, .549, 2 GB
** -Strike on August 12, 1994 caused suspension of the rest of the season
(no post-season play)
*** -Qualified for post-season as American League Wild Card
T-Tie in standings ('93 with Detroit, '77 with Boston and '67 with Washington)
\$- Team reached playoffs as one of two wild card teams in first year of two wild card teams format

ORIOLES HOME-ROAD RECORD (1954-2013)

Year	HOME			ROAD			Year
	Won	Lost	Pct.	Won	Lost	Pct.	
1954	32	45	.416	22	55	.286	1954
1955	30	47	.390	27	50	.351	1955
1956	41	36	.532	28	49	.364	1956
1957	42	33	.560	34	43	.442	1957
1958	46	31	.597	28	48	.368	1958
1959	38	39	.494	36	41	.468	1959
1960	44	33	.571	45	32	.584	1960
1961	48	33	.593	47	34	.580	1961
1962	44	38	.537	33	47	.413	1962
1963	48	33	.593	38	43	.469	1963
1964	49	32	.605	48	33	.593	1964
1965	46	33	.582	48	35	.578	1965
1966	48	31	.608	49	32	.605	1966
1967	35	42	.455	41	43	.488	1967
1968	47	33	.588	44	38	.537	1968
1969	60	21	.741	49	32	.605	1969
1970	59	22	.728	49	32	.605	1970
1971	53	24	.688	48	33	.593	1971
1972	38	39	.494	42	35	.545	1972
1973	50	31	.617	47	34	.580	1973
1974	46	35	.568	45	36	.556	1974
1975	44	33	.571	46	36	.561	1975
1976	42	39	.519	46	35	.568	1976
1977	54	27	.667	43	37	.538	1977
1978	51	30	.630	39	41	.488	1978
1979	55	24	.696	47	33	.588	1979
1980	50	31	.617	50	31	.617	1980
1981	33	22	.600	26	24	.520	1981
1982	53	28	.654	41	40	.506	1982
1983	50	31	.617	48	33	.593	1983
1984	44	37	.543	41	40	.506	1984
1985	45	36	.556	38	42	.475	1985
1986	37	42	.468	36	47	.438	1986
1987	31	51	.378	36	44	.450	1987
1988	34	46	.425	20	61	.247	1988
1989	47	34	.580	40	41	.494	1989
1990	40	40	.500	36	45	.444	1990
1991	33	48	.407	34	47	.420	1991
1992	43	38	.531	46	35	.568	1992
1993	48	33	.593	37	44	.457	1993
1994	28	27	.509	35	22	.614	1994
1995	36	36	.500	35	37	.486	1995
1996	43	38	.531	45	36	.556	1996
1997	46	35	.568	52	29	.642	1997
1998	42	39	.519	37	44	.457	1998
1999	41	40	.506	37	44	.457	1999
2000	44	37	.543	30	51	.370	2000
2001	30	50	.375	33	48	.407	2001
2002	34	47	.420	33	48	.407	2002
2003	40	40	.500	31	51	.378	2003
2004	38	43	.469	40	41	.494	2004
2005	36	45	.444	38	43	.469	2005
2006	40	41	.494	30	51	.370	2006
2007	35	46	.434	34	47	.420	2007
2008	37	43	.463	31	50	.383	2008
2009	39	42	.481	25	56	.309	2009
2010	37	44	.457	29	52	.358	2010
2011	39	42	.481	30	51	.370	2011
2012	47	34	.580	46	35	.568	2012
2013	46	35	.568	39	42	.481	2013
TOTALS	2556	2185	.539	2308	2459	.484	TOTALS

at Memorial Stadium:

1687 1310 .563

at Oriole Park at Camden Yards:

869 875 .498



ORIOLES YEAR-BY-YEAR BATTING LEADERS

YR	PLAYER	AVG	PLAYER	HR	PLAYER	RBI	PLAYER	SB	YR
1954	Abrams	.293	Stephens	8	Stephens	46	Coan	9	1954
1955	Triandos	.277	Triandos	12	Triandos	65	Diering	5	1955
							Pope	5	
1956	Nieman	.322	Triandos	21	Triandos	88	Francona	11	1956
1957	Boyd	.318	Triandos	19	Triandos	72	Pilarcik	14	1957
1958	Woodling	.276	Triandos	30	Triandos	79	Pilarcik	7	1958
1959	Woodling	.300	Triandos	25	Woodling	77	Pilarcik	9	1959
1960	B. Robinson	.294	Hansen	22	Gentile	98	Breeding	10	1960
1961	Gentile	.302	Gentile	46	Gentile	141	Brandt	10	1961
1962	B. Robinson	.303	Gentile	33	Gentile	87	Brandt	9	1962
1963	A. Smith	.272	Powell	25	Powell	82	Aparicio*	40	1963
1964	B. Robinson	.317	Powell	39	B. Robinson*	118	Aparicio*	57	1964
1965	B. Robinson	.297	Blefary	22	B. Robinson	80	Aparicio	26	1965
1966	F. Robinson*	.316	F. Robinson*	49	F. Robinson*	122	Aparicio	2	1966
1967	F. Robinson	.311	F. Robinson	30	F. Robinson	94	Aparicio	18	1967
1968	F. Robinson	.268	Powell	22	Powell	85	Burford	27	1968
1969	F. Robinson	.308	Powell	37	Powell	121	Blair	20	1969
1970	F. Robinson	.306	Powell	35	Powell	114	Blair	24	1970
1971	Rettenmund	.318	F. Robinson	28	F. Robinson	99	Burford	15	1971
							Rettenmund	15	
1972	Grich	.278	Powell	21	Powell	81	Baylor	24	1972
1973	T. Davis	.306	Williams	22	T. Davis	89	Baylor	32	1973
1974	T. Davis	.289	Grich	19	T. Davis	84	Baylor	29	1974
1975	K. Singleton	.300	Baylor	25	L. May	99	Baylor	32	1975
1976	K. Singleton	.278	R. Jackson	27	L. May*	109	Bumby	42	1976
1977	K. Singleton	.328	L. May	27	L. May	99	Kelly	25	1977
			Murray	27	K. Singleton	99			
1978	K. Singleton	.293	DeCinces	28	Murray	95	Harlow	14	1978
1979	Murray	.295	K. Singleton	35	K. Singleton	111	Bumby	37	1979
	K. Singleton	.295							
1980	Bumby	.318	Murray	32	Murray	116	Bumby	44	1980
1981	Murray	.294	Murray+	22	Murray*	78	Bumby	22	1981
1982	Murray	.316	Murray	32	Murray	110	Bumby	10	1982
1983	C. Ripken	.318	Murray	33	Murray	111	Shelby	15	1983
1984	Murray	.306	Murray	29	Murray	110	Shelby	12	1984
1985	Murray	.297	Murray	31	Murray	124	Wiggins	30	1985
1986	Murray	.305	C. Ripken	25	Murray	84	Wiggins	21	1986
1987	Sheets	.316	Sheets	31	C. Ripken	98	Wiggins	20	1987
1988	Murray	.284	Murray	28	Murray	84	Stanicek	12	1988
1989	Bradley	.277	Tettleton	26	C. Ripken	93	Devereaux	22	1989
1990	Finley	.256	C. Ripken	21	C. Ripken	84	Finley	22	1990
1991	C. Ripken	.323	C. Ripken	34	C. Ripken	114	Devereaux	16	1991
1992	Devereaux	.276	Devereaux	24	Devereaux	107	Anderson	53	1992
1993	Holles	.310	Holles	29	C. Ripken	90	Anderson	24	1993
1994	Palmeiro	.319	Palmeiro	23	Palmeiro	76	Anderson	31	1994
1995	Palmeiro	.310	Palmeiro	39	Palmeiro	104	Anderson	26	1995
1996	Alomar	.328	Anderson	50	Palmeiro	142	Anderson	21	1996
1997	Anderson	.288	Palmeiro	38	Palmeiro	110	Anderson	18	1997
1998	Davis	.327	Palmeiro	43	Palmeiro	121	Anderson	21	1998
1999	Surhoff	.308	Belle	37	Belle	117	Anderson	36	1999
2000	DeShields	.296	Belle	23	Belle	103	DeShields	37	2000
2001	Conine	.311	Gibbons	15	Conine	97	Hairston	29	2001
			Richard	15					
2002	Conine	.273	Battista	31	Battista	87	Hairston	21	2002
2003	Gibbons	.277	Battista	26	Gibbons	100	Roberts	23	2003
2004	Mora	.340	Tejada*	34	Tejada*	150	Roberts	29	2004
2005	Roberts	.314	Mora	24	Tejada	98	Roberts	27	2005
2006	Tejada	.330	Tejada	27	Tejada	100	Patterson	45	2006
2007	Markakis	.300	Markakis	23	Markakis	112	Roberts+	50	2007
2008	Markakis	.306	Huff	32	Huff	108	Roberts	40	2008
2009	Markakis	.293	Scott	25	Markakis	101	Roberts	30	2009
2010	Markakis	.297	Scott	27	Vigginton	76	Patterson	21	2010
2011	Guerrero	.290	Reynolds	37	Reynolds	86	Andino	13	2011
2012	Jones	.289	Davis	33	Davis	85	Jones	16	2012
2013	Davis	.286	Davis	53	Davis	138	McLouth	30	2013

* Led league + Tied for league lead



ORIOLES YEAR-BY-YEAR PITCHING LEADERS

YEAR	PLAYER	WON	PLAYER	LOST	PLAYER	INNINGS	PLAYER	ERA	YEAR
1954	Turley	14	Larson	21	Turley	247.1	Pilette	3.12	1954
1955	Wilson	12	Wilson	18	Wilson	235.1	Wilson	3.45	1955
1956	Moore	12	Wright	12	Moore	185.0	C. Johnson	3.42	1956
1957	C. Johnson	14	Moore	13	C. Johnson	242.0	C. Johnson	3.20	1957
1958	Portocarrero	15	Harshman	12	Harshman	236.1	Harshman	2.90	1958
1959	Pappas	15	O'Dell	15	Wilhelm	226.0	Wilhelm	2.19	1959
	Wilhelm	15							
1960	Estrada+	18	Estrada	11	Estrada	208.2	Brown	3.06	1960
			J. Fisher	11					
1961	Barber	18	Pappas	11	Barber	248.1	Pappas	3.03	1961
1962	Pappas	12	Estrada+	13	Estrada	223.1	Roberts	2.78	1962
1963	Barber	20	Barber	13	Barber	258.2	Barber	2.75	1963
			Roberts	13					
1964	Bunker	19	Barber	13	Pappas	251.2	Bunker*	2.69	1964
1965	Barber	15	Barber	10	Pappas	221.1	Pappas	2.61	1965
1966	Palmer	15	Palmer	10	McNally	213.0	McNally	3.17	1966
1967	Phoebeus	14	S. Miller	10	Phoebeus	208.0	Phoebeus	3.33	1967
			Richert	10					
1968	McNally	22	Phoebeus	15	McNally	273.0	McNally	1.95	1968
1969	Cuellar	23	Cuellar	11	Cuellar	290.2	Palmer	2.34	1969
1970	Cuellar+	24	Palmer	10	Palmer+	305.0	Palmer	2.71	1970
	McNally+	24							
1971	McNally+	21	Cuellar	9	Cuellar	292.1	Palmer	2.68	1971
			Palmer	9					
1972	Palmer	21	Dobson+	18	Palmer	274.1	Palmer	2.07	1972
1973	Palmer	22	McNally	17	Palmer	296.1	Palmer*	2.40	1973
1974	Cuellar	22	Grimley	13	Grimley	295.2	Grimley	3.07	1974
1975	Palmer*	23	Grimley	13	Palmer*	323.0	Palmer*	2.09	1975
1976	Palmer*	22	Cuellar	13	Palmer*	315.0	Palmer	2.51	1976
			Palmer	13					
1977	Palmer+	20	R. May	14	Palmer*	319.0	Palmer	2.91	1977
1878	Palmer	21	Flanagan	15	Palmer*	296.0	Palmer	2.46	1878
1979	Flanagan*	23	D. Martinez	16	D. Martinez+	292.1	Flanagan	3.08	1979
1980	Stone*	25	Flanagan	13	McGregor	252.0	Stone	3.23	1980
1981	D. Martinez+	14	Palmer	8	D. Martinez	179.0	Stewart	2.33	1981
			Stewart	8					
1982	D. Martinez	16	D. Martinez	12	D. Martinez	252.0	Palmer	3.13	1982
			McGregor	12					
1983	McGregor	18	D. Martinez	16	McGregor	260.0	Boddicker	2.77	1983
1984	Boddicker*	20	Flanagan	13	Boddicker	261.1	Boddicker	2.79	1984
1985	McGregor	14	Boddicker	17	Boddicker	204.0	Dixon	3.67	1985
1986	Boddicker	14	McGregor	15	Boddicker	218.1	Flanagan	4.24	1986
1987	Bell	10	Bell	13	Boddicker	226.0	Boddicker	4.18	1987
	Boddicker	10							
1988	Schmidt	10	Schmidt	10					
	Ballard	8	Bautista	15	Bautista	171.2	Bautista	4.30	1988
	Schmidt	8							
1989	Ballard	18	Schmidt	13	Milacki	243.0	Ballard	3.43	1989
1990	D. Johnson	13	Harnisch	11	Harnisch	188.2	D. Johnson	4.10	1990
			Ballard	11					
1991	Milacki	10	Ballard	12	Milacki	184.0	Milacki	4.01	1991
1992	Mussina	18	Sutcliffe	15	Mussina	241.0	Mussina	2.54	1992
1993	Mussina	14	McDonald	14	McDonald	220.1	McDonald	3.39	1993
1994	Mussina	16	McDonald	7	Mussina	176.1	Mussina	3.06	1994
			Moyer	7					
1995	Mussina*	19	Brown	9	Mussina	221.2	Mussina	3.29	1995
			Mussina	9					
1996	Mussina	19	Wells	14	Mussina	243.1	Mussina	4.81	1996
1997	Erickson	16	Key	10	Mussina	224.2	Mussina	3.20	1997
	Key	16							
1998	Erickson	16	Erickson	13	Erickson*	251.1	Mussina	3.49	1998
1999	Mussina	18	Erickson	12	Erickson	230.1	Mussina	3.50	1999
			Ponson	12					
2000	Mercedes	14	Mussina	15	Mussina*	237.2	Mussina	3.79	2000
2001	Johnson	10	Mercedes	17	Johnson	196.0	Johnson	4.09	2001
2002	Lopez	15	Johnson	14	Lopez	196.2	Lopez	3.57	2002
2003	Ponson	14	Daal	11	Johnson	189.2	Johnson	4.18	2003
2004	Lopez	14	Ponson	15	Ponson	215.2	Lopez	3.59	2004
2005	Lopez	15	Cabrera	13	Lopez	209.1	Chen	3.83	2005
2006	Bedard	15	Lopez*	18	Bedard	196.1	Bedard	3.76	2006
2007	Bedard	13	D. Cabrera*	18	Bedard	204.1	Bedard	3.16	2007
2008	Guthrie	10	Guthrie	12	Guthrie	190.2	Guthrie	3.63	2008
2009	Guthrie	10	Guthrie	17	Guthrie	200.0	Guthrie	5.04	2009
2010	Guthrie	11	Millwood	16	Guthrie	209.1	Guthrie	3.83	2010
2011	Britton	11	Guthrie	17	Guthrie	208.0	Guthrie	4.33	2011
2012	Chen	12	Chen	11	Chen	192.2	Chen	4.02	2012
2013	Tillman	16	Gonzalez	8	Tillman	206.1	Tillman	3.71	2013

* Led league + Tied for league lead



ORIOLES CAREER PITCHING LEADERS

ERA (500 or more innings)

S. Miller.....	2.37
Wilhelm.....	2.42
Watt.....	2.74
Dobson.....	2.78
Palmer.....	2.86
O'Dell.....	2.86
Hall.....	2.89
Hardin.....	2.95
Phoebeus.....	3.06
Roberts.....	3.09

WINS

Palmer.....	268
McNally.....	181
Mussina.....	147
Cuellar.....	143
Flanagan.....	141
McGregor.....	138
Pappas.....	110
D. Martinez.....	108
Barber.....	95
Boddicker.....	79
Erickson.....	79

WON-LOST PCT.*

Stone.....	656 (40-21)
Mussina.....	645 (147-81)
Palmer.....	638 (268-152)
Bunker.....	620 (44-27)
Cuellar.....	619 (143-88)
Hall.....	619 (65-40)
McNally.....	616 (181-113)
Mills.....	604 (32-21)
Pappas.....	598 (110-74)
Davis.....	587 (61-43)

STRIKEOUTS

Palmer.....	2,212
Mussina.....	1,535
McNally.....	1,476
Flanagan.....	1,297
Cuellar.....	1,011
Pappas.....	944
Barber.....	918
McGregor.....	904
D. Martinez.....	858
Boddicker.....	836
Ponson.....	836

LOSSES

Palmer.....	152
Flanagan.....	116
McNally.....	113
McGregor.....	108
D. Martinez.....	93
Cuellar.....	88
Pappas.....	85
Mussina.....	81
Barber.....	75
Pappas.....	74

GAMES STARTED

Palmer.....	521
McNally.....	384
Flanagan.....	328
McGregor.....	309
Mussina.....	288
Cuellar.....	283
D. Martinez.....	243
Pappas.....	232
Ponson.....	212
Barber.....	211

GAMES

Palmer.....	558
T. Martinez.....	499
Flanagan.....	450
McNally.....	412
Ryan.....	404
Williamson.....	365
Watt.....	363
J. Johnson.....	360
McGregor.....	356
Mills.....	346

SHUTOUTS

Palmer.....	53
McNally.....	33
Cuellar.....	30
Pappas.....	26
McGregor.....	23
Barber.....	19
Flanagan.....	17
Mussina.....	15
Boddicker.....	13
Phoebeus.....	11

COMPLETE GAMES

Palmer.....	211
Cuellar.....	133
McNally.....	120
Flanagan.....	98
McGregor.....	83
Pappas.....	82
D. Martinez.....	69
Barber.....	53
Boddicker.....	53
Mussina.....	45

INNINGS

Palmer.....	3,948.0
McNally.....	2,652.2
Flanagan.....	2,317.2
McGregor.....	2,140.2
Cuellar.....	2,028.1
Mussina.....	2,009.2
D. Martinez.....	1,775.0
Pappas.....	1,632.0
Barber.....	1,414.2
Ponson.....	1,375.1

SAVES

Olson.....	160
J. Johnson.....	122
T. Martinez.....	105
S. Miller.....	100
Julio.....	83
Myers.....	76
Ponson.....	74
Hall.....	58
Stoddard.....	57
Sherrill.....	51

ORIOLES CAREER BATTING LEADERS

GAMES

C. Ripken.....	3,001
B. Robinson.....	2,896
Belanger.....	1,962
Murray.....	1,884
Powell.....	1,763
Anderson.....	1,759
Blair.....	1,700
K. Singleton.....	1,446
Bumby.....	1,428
Roberts.....	1,327

HITS

C. Ripken.....	3,184
B. Robinson.....	2,848
Murray.....	2,080
Anderson.....	1,614
Powell.....	1,574
K. Singleton.....	1,455
Roberts.....	1,452
Blair.....	1,426
Bumby.....	1,403
MARKAKIS.....	1,370

RUNS BATTED IN

C. Ripken.....	1,695
B. Robinson.....	1,357
Murray.....	1,224
Powell.....	1,063
K. Singleton.....	766
Anderson.....	744
Palmeiro.....	701
Mora.....	662
MARKAKIS.....	608
Surhoff.....	551

WALKS

C. Ripken.....	1,129
Anderson.....	927
Powell.....	889
K. Singleton.....	886
Murray.....	884
B. Robinson.....	860
Roberts.....	581
Belanger.....	571
MARKAKIS.....	491
Palmeiro.....	486

AT BATS

C. Ripken.....	11,551
B. Robinson.....	10,654
Murray.....	7,075
Anderson.....	6,271
Powell.....	5,912
Belanger.....	5,734
Blair.....	5,606
Roberts.....	5,214
K. Singleton.....	5,115
Bumby.....	4,958

DOUBLES

C. Ripken.....	603
B. Robinson.....	482
Murray.....	363
Roberts.....	351
Anderson.....	329
Powell.....	289
Blair.....	269
Mora.....	252
Powell.....	243
Singleton.....	235

EXTRA-BASE HITS

C. Ripken.....	1,078
B. Robinson.....	818
Murray.....	731
Anderson.....	602
Powell.....	557
Roberts.....	478
Blair.....	446
K. Singleton.....	436
Palmeiro.....	434
MARKAKIS.....	431

SLUGGING PCT.**

DAVIS.....	.554
F. Robinson.....	.543
Palmeiro.....	.520
Gentile.....	.512
Baines.....	.502
Murray.....	.498
Nieman.....	.491
Scott.....	.485
Tejada.....	.481
Alomar.....	.480

RUNS

C. Ripken.....	1,647
B. Robinson.....	1,232
Murray.....	1,084
Anderson.....	1,044
Roberts.....	810
Powell.....	796
Bumby.....	772
Blair.....	737
Mora.....	709
K. Singleton.....	684

TRIPLES

B. Robinson.....	68
Anderson.....	64
Bumby.....	52
Blair.....	51
C. Ripken.....	44
Roberts.....	35
Aparicio.....	34
Belanger.....	33
Devereaux.....	32
Grich.....	27

BATTING AVG.**

Alomar.....	.312
Tejada.....	.305
Nieman.....	.303
Boyd.....	.300
Baines.....	.300
F. Robinson.....	.299
MARKAKIS.....	.295
Murray.....	.294
J. Lopez.....	.293
MARKAKIS.....	.292

* Won-Lost Pct.—minimum 50 decisions

** Batting Average and Slugging Pct.—minimum 1,200 at bats

SEASON TOP 10 BATTING PERFORMANCES

GAMES

Player	Year
Brooks Robinson.....	163.....1961
Brooks Robinson.....	163.....1964
Cal Ripken.....	163.....1996
21 tied with.....	162.....last 2012

AT BATS

Player	Year
B.J. Surhoff.....	673.....1999
Brooks Robinson.....	668.....1961
MANNY MACHADO.....	667.....2013
J.J. HARDY.....	663.....2012
Cal Ripken.....	663.....1983
Luis Aparicio.....	659.....1966
Miguel Tejada.....	654.....2005
ADAM JONES.....	653.....2013
Miguel Tejada.....	653.....2004
Mike Devereaux.....	653.....1992
Cal Ripken.....	650.....1991

RUNS

Player	Year
Roberto Alomar.....	132.....1996
Frank Robinson.....	122.....1966
Cal Ripken.....	121.....1983
Al Bumby.....	118.....1980
Brady Anderson.....	117.....1996
Cal Ripken.....	116.....1985
Eddie Murray.....	115.....1983
Melvin Mora.....	111.....2004
Eddie Murray.....	111.....1985
Frank Robinson.....	111.....1969

HITS

Player	Year
Miguel Tejada.....	214.....2006
Cal Ripken.....	211.....1983
Cal Ripken.....	210.....1991
B.J. Surhoff.....	207.....1999
Al Bumby.....	205.....1980
Miguel Tejada.....	203.....2004
Miguel Tejada.....	199.....2005
Cal Ripken.....	195.....1984
Brooks Robinson.....	194.....1964
Roberto Alomar.....	193.....1996

SINGLES

Player	Year
Al Bumby.....	158.....1980
Miguel Tejada.....	153.....2006
Tommy Davis.....	149.....1974
Luis Aparicio.....	143.....1966
B.J. Surhoff.....	140.....1999
Brooks Robinson.....	140.....1961
Tommy Davis.....	139.....1973
NICK MARKAKIS.....	138.....2013
Cal Ripken.....	135.....1983
NICK MARKAKIS.....	135.....2011

DOUBLES

Player	Year
Brian Roberts.....	56.....2009
MANNY MACHADO.....	51.....2013
Brian Roberts.....	51.....2008
Brian Roberts.....	50.....2004
Miguel Tejada.....	50.....2005
Aubrey Huff.....	48.....2008
NICK MARKAKIS.....	48.....2008
Cal Ripken.....	47.....1983
Cal Ripken.....	46.....1991

three tied with 45

TRIPLES

Player	Year
Paul Blair.....	12.....1967
Al Bumby.....	11.....1973
Mike Devereaux.....	11.....1992
Brady Anderson.....	10.....1995
Luis Aparicio.....	10.....1965
Phil Bradley.....	10.....1989
Mike Devereaux.....	10.....1991
Brady Anderson.....	10.....1992
5 with.....	9.....last 1980

HOME RUNS

Player	Year
CHRIS DAVIS.....	53.....2013
Brady Anderson.....	50.....1996
Frank Robinson.....	49.....1966
Jim Gentile.....	46.....1961
Rafael Palmeiro.....	43.....1998
Boog Powell.....	39.....1964
Rafael Palmeiro.....	39.....1995
Rafael Palmeiro.....	39.....1996
Rafael Palmeiro.....	38.....1997
Mark Reynolds.....	37.....2011
Albert Belle.....	37.....1999
Boog Powell.....	37.....1969

RBI

Player	Year
Miguel Tejada.....	150.....2004
Rafael Palmeiro.....	142.....1996
Jim Gentile.....	141.....1961
CHRIS DAVIS.....	138.....2013
Eddie Murray.....	124.....1985
Frank Robinson.....	122.....1966
Rafael Palmeiro.....	121.....1998
Boog Powell.....	121.....1969
Brooks Robinson.....	118.....1964
Albert Belle.....	117.....1999

BATTING AVERAGE

Player	Year
Melvin Mora.....	340.....2004
Miguel Tejada.....	330.....2006
Ken Singleton.....	328.....1977
Roberto Alomar.....	328.....1996
Eric Davis.....	327.....1998
Cal Ripken.....	323.....1991
Bob Nieman.....	322.....1956
Rafael Palmeiro.....	319.....1994
4 with.....	318.....last 1983

EXTRA BASE HITS

Player	Year
CHRIS DAVIS.....	96.....2013
Brady Anderson.....	92.....1996
Cal Ripken.....	85.....1991
Frank Robinson.....	85.....1966
Aubrey Huff.....	82.....2008
Miguel Tejada.....	81.....2006
Rafael Palmeiro.....	81.....1995
Rafael Palmeiro.....	80.....1998
Miguel Tejada.....	76.....2004
Cal Ripken.....	76.....1983

STOLEN BASES

Player	Year
Luis Aparicio.....	57.....1964
Brady Anderson.....	53.....1992
Brian Roberts.....	50.....2007
Corey Patterson.....	45.....2006
Al Bumby.....	44.....1980
Al Bumby.....	42.....1976
Luis Aparicio.....	40.....1963
Brian Roberts.....	40.....2008
3 with.....	37.....last 2007

TOTAL BASES

Player	Year
CHRIS DAVIS.....	370.....2013
Brady Anderson.....	369.....1996
Cal Ripken.....	368.....1991
Frank Robinson.....	367.....1966
Rafael Palmeiro.....	350.....1998
Miguel Tejada.....	349.....2004
Cal Ripken.....	343.....1983
Rafael Palmeiro.....	342.....1996
Miguel Tejada.....	337.....2005
B.J. Surhoff.....	331.....1999
Albert Belle.....	330.....1999
Aubrey Huff.....	330.....2008

WALKS

Player	Year
Ken Singleton.....	118.....1975
Don Buford.....	109.....1970
Ken Singleton.....	109.....1979
Eddie Murray.....	107.....1984
Ken Singleton.....	107.....1977
Bobby Grich.....	107.....1973
Bobby Grich.....	107.....1975
Norm Siebern.....	106.....1964
Mickey Tettleton.....	106.....1990
Randy Milligan.....	106.....1992

STRIKEOUTS

Player	Year
CHRIS DAVIS.....	199.....2013
Mark Reynolds.....	196.....2011
CHRIS DAVIS.....	169.....2012
Mickey Tettleton.....	160.....1990
Mark Reynolds.....	159.....2012
ADAM JONES.....	136.....2013
ADAM JONES.....	126.....2012
Boog Powell.....	1



SEASON TOP 10 PITCHING PERFORMANCES

GAMES

Player	Year
Jamie Walker.....	81.....2007
Chad Bradford.....	78.....2007
Tippy Martinez.....	76.....1982
B.J. Ryan.....	76.....2003
B.J. Ryan.....	76.....2004
Mike Trombley.....	75.....2000
Jim Johnson.....	74.....2013
Gregg Olson.....	72.....1991
Alan Mills.....	72.....1998
Todd Williams.....	72.....2005

GAMES STARTED

Player	Year
Dave McNally.....	40.....1969
Dave McNally.....	40.....1970
Mike Cuellar.....	40.....1970
Jim Palmer.....	40.....1976
Mike Flanagan.....	40.....1978
6 with.....	39.....last 1982

COMPLETE GAMES

Player	Year
Jim Palmer.....	25.....1975
Jim Palmer.....	23.....1976
Jim Palmer.....	22.....1977
Mike Cuellar.....	21.....1970
Mike Cuellar.....	21.....1971
Jim Palmer.....	20.....1971
Mike Cuellar.....	20.....1974
Jim Palmer.....	19.....1973
Jim Palmer.....	19.....1978
5 tied with.....	18.....last 1979

SHUTOUTS

Player	Year
Jim Palmer.....	10.....1975
Steve Barber.....	8.....1961
Milt Pappas.....	7.....1964
Jim Palmer.....	6.....1969
Dave McNally.....	6.....1972
Jim Palmer.....	6.....1973
Jim Palmer.....	6.....1976
Jim Palmer.....	6.....1978
7 tied with.....	5.....last 1983

WINS

Player	Year
Steve Stone.....	25.....1980
Mike Cuellar.....	24.....1970
Dave McNally.....	24.....1970
Mike Cuellar.....	23.....1969
Jim Palmer.....	23.....1973
Mike Flanagan.....	23.....1979
Dave McNally.....	22.....1968
Jim Palmer.....	22.....1973
Mike Cuellar.....	22.....1974
Jim Palmer.....	22.....1976

LOSSES

Player	Year
Don Larsen.....	21.....1954
Jim Wilson.....	18.....1955
Pat Dobson.....	18.....1972
Rodrigo Lopez.....	18.....2006
Daniel Cabrera.....	18.....2007
8 with.....	17.....last 2011

SAVES

Player	Year
Jim Johnson.....	51.....2012
Jim Johnson.....	50.....2013
Randy Myers.....	45.....1997
Gregg Olson.....	37.....1990
B.J. Ryan.....	36.....2005
Jorge Julio.....	36.....2003
Gregg Olson.....	36.....1992
Don Aase.....	34.....1986
Lee Smith.....	33.....1994
Chris Ray.....	33.....2006

INNINGS PITCHED

Player	Year
Jim Palmer.....	323.....1975
Jim Palmer.....	319.....1977
Jim Palmer.....	315.....1976
Jim Palmer.....	305.....1970
Mike Cuellar.....	297.2.....1970
Jim Palmer.....	296.1.....1973
Dave McNally.....	296.....1970
Jim Palmer.....	296.....1978
Ross Grimsley.....	295.2.....1974
2 with.....	292.1.....last 1979

HITS ALLOWED

Player	Year
Scott Erickson.....	284.....1998
Dennis Martinez.....	279.....1979
Mike Flanagan.....	278.....1980
Dave McNally.....	277.....1970
Mike Cuellar.....	273.....1970
Mike Flanagan.....	271.....1978
Scott McGregor.....	271.....1983
Ross Grimsley.....	267.....1974
Sidney Ponson.....	265.....2004
Mike Cuellar.....	265.....1973

ERA

Player	Year
Dave McNally.....	1.95.....1968
Jim Palmer.....	2.07.....1972
Jim Palmer.....	2.09.....1975
Hoyt Wilhelm.....	2.19.....1954
Sammy Stewart.....	2.32.....1981
Jim Palmer.....	2.34.....1969
Mike Cuellar.....	2.38.....1969
Jim Palmer.....	2.40.....1973
Jim Palmer.....	2.46.....1976
2 with.....	2.51.....last 1976

STRIKEOUTS

Player	Year
Erk Bedard.....	221.....2007
Mike Mussina.....	218.....1997
Mike Mussina.....	210.....2000
Mike Mussina.....	204.....1996
Dave McNally.....	202.....1968
Jim Palmer.....	199.....1970
Tom Phoebus.....	193.....1968
Jim Palmer.....	193.....1975
Jim Palmer.....	193.....1977
2 with.....	190.....last 1979

WALKS

Player	Year
Bob Turley.....	181.....1954
Mike Torrez.....	133.....1975
Chuck Estrada.....	132.....1961
Steve Barber.....	130.....1961
Chuck Estrada.....	121.....1962
Tom Phoebus.....	114.....1967
Steve Barber.....	113.....1960
Jim Palmer.....	113.....1973
Ray Moore.....	112.....1957
Daniel Cabrera.....	108.....2007

HOME RUNS ALLOWED

Player	Year
Robin Roberts.....	35.....1963
Scott McGregor.....	35.....1986
Sidney Ponson.....	35.....1999
Jeremy Guthrie.....	35.....2009
Scott McGregor.....	34.....1985
Mike Cuellar.....	34.....1970
Bruce Chen.....	33.....2005
Ken Dixon.....	33.....1986
Kris Benson.....	33.....2006
CHRIS TILLMAN.....	33.....2013

20-WIN SEASONS

Player	Year
Jim Palmer.....	8.....1975
Dave McNally.....	4.....1961
Mike Cuellar.....	4.....1961
Steve Barber.....	1.....1961
Pat Dobson.....	1.....1961
Mike Torrez.....	1.....1961
Wayne Garland.....	1.....1961
Mike Flanagan.....	1.....1961
Steve Stone.....	1.....1961
Scott McGregor.....	1.....1961
Mike Boddicker.....	1.....1961

.300 HITTERS

Avg	Player	Year
.340	Mora	2004
.330	Tejada	2006
.3283	K. Singleton	1977
.3282	R. Alomar	1996
.327	Davis	1998
.323	C. Ripken	1991
.322	Nieman	1956
.319	Palmeiro	1994
.318	C. Ripken	1983
	Jim Palmer	1980
	Rettenmund	1971
	Boyd	1957
.317	Bumbry	1977
	B. Robinson	1964
.316	J. Lopez	2004
	Sheets	1987
	Murray	1982
	F. Robinson	1966
.315	C. Ripken	1994
.314	Roberts	2005
.311	Tejada	2004
	Conine	2001
	F. Robinson	1967
.310	Palmeiro	1995
	Holles	1993
.308	Surhoff	1999
.306	F. Robinson	1969
	MARKAKIS	2008
	Murray	1984
	Murray	1983
	T. Davis	1973
.305	F. Robinson	1970
.304	Murray	1986
	Huff	2008
	Tejada	2005
	C. Ripken	1984
	K. Singleton	1980
	Powell	1969
.303	B. Robinson	1962
.302	Gentile	1961
.300	MARKAKIS	2007
	Murray	1980
	K. Singleton	1975
	Woodling	1959

Minimum: 477 PA (1954-60) 502 PA (1961-) 447 PA (1994 - strike) Leaders: Murray - 5; C. Ripken - 4; F. Robinson - 4; Singleton - 3; Tejada - 3

30 HR SEASONS

HR	Player	Year
53	C. DAVIS	2013
50	Anderson	1996
49	F. Robinson	1966
46	Gentile	1961
43	Palmeiro	1998
39	Palmeiro	1996
	Palmeiro	1995
	Powell	1964
38	Palmeiro	1997
37	Belle	1999
	Powell	1969
	Reynolds	2011
35	K. Singleton	1979
	Powell	1970
34	Tejada	2004
	C. Ripken	1991
	Powell	1966
33	Murray	1983
	C. DAVIS	2012
	JONES	2013
	Gentile	1962
32	JONES	2012
	Huff	2008
	Murray	1982
	Murray	1980
	F. Robinson	1969
31	Batista	2002
	Murray	1985
	Sheets	1987
30	HARDY	2011
	Murray	1987
	F. Robinson	1967
	Triandos	1958

Notes: Frank Robinson (1966) & C. Davis (2013) are only Orioles to lead AL... Eddie Murray (1981) Tied for AL lead with 22

Leaders: Murray - 5; Powell - 4; Palmeiro - 4; F. Robinson - 3; Gentile - 2; Davis - 2; Jones - 2

100 RBI SEASONS

RBI	Player	Year
150	Tejada	2004
142	Palmeiro	1996
141	Gentile	1961
138	C. DAVIS	2013
124	Murray	1985
122	F. Robinson	1966
121	Palmeiro	1998
	Powell	1969
	B. Robinson	1964
118	Belle	1999
116	Bonilla	1996
	Murray	1980
114	C. Ripken	1991
	Powell	1970
	MARKAKIS	2007
112	Murray	1983
111	K. Singleton	1979
110	Palmeiro	1997
	Anderson	1996
	C. Ripken	1985
	Murray	1984
	Murray	1982
109	L. May	1976
	Powell	1966
108	Huff	2008
	JONES	2013
107	Surhoff	1999
	Devereaux	1992
104	Mora	2008
	Mora	2004
	Palmeiro	1995
103	K. Singleton	1980
102	Belle	2000
	C. Ripken	1996
	C. Ripken	1983
101	MARKAKIS	2009
100	Tejada	2006
	Gibbons	2003
	F. Robinson	1969
	B. Robinson	1966

Notes: Miguel Tejada (2004) & C. Davis (2013) are only Orioles to lead MLB... Four w/ 100-RBI in '96... 11 O's have had 100 RBI seasons 2+ times

Leaders: Murray - 5; Ripken - 4; Palmeiro - 4; Powell - 3; Belle - 2; Markakis - 2; Mora - 2; B. Robinson - 2; F. Robinson - 2; K. Singleton - 2; Tejada - 2

WEEK & MONTH RBI LEADERS

RBI PER WEEK (7-DAY SPAN)				RBI PER CALENDAR MONTH			
RBI	Player	Week	Year	RBI	Player	Month	Year
19	Powell	06/30-07/06	1966	37	Belle	June	2000
	Belle	06/10-06/16	2000	32	Mora	August	2008
	Belle	06/13-06/18	2000		M. Young	August	1985
	Belle	06/14/06/20	2000	31	Tejada	April	2005
18	Powell	07/02-07/08	1966		Mora	August	2004
17	C. DAVIS	04/02-04/08	2013		Bonilla	August	1996
	Belle	06/11-06/17	2000		DeCinces	July	1978
	M. Young	08/11-08/17	1985		Powell	July	1969
16	L. May	05/30-06/03	1977		Powell	June	1966
	Gentile	05/07-05/13	1961		Gentile	May	1961
	Reynolds	08/31-09/06	2012	30	C. DAVIS	June	2013
15	Mora	07/17-07/23	2008		Tejada	July	2004
14	Scott	05/25-05/31	2009		Belle	September	1999
	Tejada	07/19-07/25	2004		Davis	July	1998
	Surhoff	05/11-05/17	1997		Palmeiro	June	1996
	Orsulak	05/20-05/26	1990		Murray	September	1980
	K. Singleton	07/22-07/28	1979		Gentile	August	1961
	F. Robinson	09/18-09/24	1966	29	Bordick	April	2000
	Powell	07/03-07/09	1966		Palmeiro	June	1998
					Murray	July	1985
					Powell	July	1970
					B. Robinson	August	1965
					F. Robinson	July	1966



BALTIMORE ORIOLES RECORDS 1954 THRU 2013

BATTING: SINGLE GAME INDIVIDUAL RECORDS

Record	Total	Player	Date	Opp
Hits	6	Cal Ripken, Jr.	June 13, 1999	@ ATL
Hits, Home Game	5 (9x)	last by Miguel Tejada	July 9, 2005	vs. BOS
Runs	5 (6x)	Brady Anderson (5x)	September 28, 2000	vs. TOR
		Cal Ripken, Jr.	June 13, 1999	@ ATL
RBI	9	Eddie Murray	August 26, 1984	@ CAL
		Jim Gentile	May 9, 1961	@ MIN
RBI, Home Game	7	Eddie Murray	May 18, 1986	vs. OAK
		Boog Powell	July 6, 1966	vs. KC
		last by Rafael Palmeiro	July 9, 2005	vs. SEA
RBI, at OPACY	6 (14x)	Danny Tartabull	September 8, 1992	NY Y
RBI, by Opponent	9	Boog Powell	July 6, 1966	vs. KC
RBI, Doubleheader	11	last by Albert Belle	September 23, 1999	vs. OAK
Doubles-\$	4 (4x)	Al Bumbry	September 22, 1973	@ MIL
Triples	3	last by CHRIS DAVIS	August 24, 2012	vs. TOR
Home Runs	3 (19x)	last by Melvin Mora	August 17, 2008	@ DET
Total Bases	13 (12x)	Albert Belle	July 25, 1999	vs. ANA
Total Bases	13	Roberto Alomar	April 26, 1997	vs. BOS
Home Game		Josh Hamilton	May 8, 2012	TEX
Total Bases, Opp*	18	last by Brian Roberts	May 4, 2004	vs. CWS
Stolen Bases	4 (3x)	Kenny Lofton	September 3, 2000	CLE
Stolen Bases, Opp	5	Bobby Grich	August 9, 1975	@ CWS
Base on Balls	5	Phil Bradley	September 7, 1989	@ TEX
Strikeouts (9 Inn)	5	Don Buford	August 26, 1971	vs. CWS
		Chris Davis	September 7, 2011	@ NY Y
		Sam Horn	July 17, 1991	@ KC
Strikeouts (Ex Inn)	6	Ken Singleton	August 26-28, 1981	
Consecutive Hits	10	Harold Baines	April 30-May 4, 1993	
Consecutive PA	13	Jim Dwyer	Sept. 29-Oct. 2, 1982	
Reach Safely		Phil Bradley	August 4, 1989	vs. TEX
Reach on E-***\$	3	Melvin Mora	July 18, 2002	@ TOR
HBP-***\$	3	Brady Anderson	May 23, 1999	vs. TEX
HBP, One Inn-*\$	2			

* = AL Record
 ** = Tied AL Record
 \$ = ML Record
 \$\$ = Tied ML Record

HITTING FOR THE CYCLE

ORIOLE	DATE	OPP
Felix Pie	August 14, 2009	vs. LAA
Aubrey Huff	June 29, 2007	vs. LAA
Cal Ripken, Jr.	May 6, 1984	@ TEX
Brooks Robinson	July 15, 1960	@ CWS
OPPONENT	DATE	TEAM
Ian Kinsler	April 15, 2009	@ TEX
Eric Chavez	June 21, 2000	OAK
Jose Valentin	April 27, 2000	CWS
Mike Greenwell	September 14, 1988	BOS
Tony Phillips	May 16, 1986	OAK
Bob Watson	September 15, 1979	BOS
George Brett	May 28, 1979	KC
Larry Hise	June 4, 1976	MIN
Tony Horton	July 2, 1970	CLE



RECORDS & HISTORY

BALTIMORE ORIOLES RECORDS 1954 THRU 2013

BATTING: SINGLE SEASON INDIVIDUAL RECORDS

Record	Total	Player	Year
Games	163	Cal Ripken, Jr.	1996
		Brooks Robinson	1964, '61
At Bats	673	BJ Surhoff	1999
Plate Appearances	749	Brady Anderson	1992
Runs	132	Roberto Alomar	1996
Hits	214	Miguel Tejada	2006
Total Bases	370	CHRIS DAVIS	2013
Singles	158	Al Bumbry	1980
Doubles	56	Brian Roberts	2009
Triples	12	Paul Blair	1967
HR, RHB	49	Frank Robinson	1966
HR, LHB	53	CHRIS DAVIS	2013
HR, Leadoff Hitter	35	Brady Anderson	1996
HR, Leading off game	12	Brady Anderson	1996
Consecutive Games	4	Brady Anderson	1996
Leading off w/ HR			
Extra-Base Hits	96	CHRIS DAVIS	2013
RBI, LHB	142	Rafael Palmeiro	1996
RBI, RHB	150	Miguel Tejada	2004
RBI, Switch	124	Eddie Murray	1985
RBI, Month	37	Albert Belle	June, 2000
GW RBI	26	Jim Gentile (unofficial)	1961
	25	Rafael Palmeiro	1998
Hit Streak	30	Eric Davis	1998
Sac Hits	23	Mark Belanger	1975
Sac Flies-**	17	Bobby Bonilla	1996
Stolen Bases	57	Luis Aparicio	1964
Walks	118	Ken Singleton	1975
Intentional Walks	25	Eddie Murray	1984
Strikeouts	199	CHRIS DAVIS	2013
Fewest Strikeouts	19	Rich Dauer	1980
Hit By Pitch	24	Brady Anderson	1999
Ground into DP	32	Cal Ripken, Jr.	1985
Pinch Hits-	24	Dave Philley	1961
Consec Pinch Hits	6	Bob Johnson	1964
Pinch Hit RBI	18	Dave Philley	1961
Batting Average	.340	Melvin Mora	2004
On-Base Percentage	.438	Ken Singleton	1977
Slugging Percentage	.646	Jim Gentile	1961

BATTING: MULTIPLE SEASON INDIVIDUAL RECORDS

Record	Total	Player	Date Range
Consecutive Games-\$	2,632	Cal Ripken, Jr.	May 30, 1982- Sept. 19, 1998
Consec Games, One Pos-\$	2,216	Cal Ripken, Jr.	July 1, 1982- July 14, 1996
Consecutive Innings-\$	8,265	Cal Ripken, Jr.	June 5, 1982- Sept. 14, 1987

THE ORIOLES 20-20 CLUB

Four different Orioles have hit at least 20 home runs and stolen at least 20 bases in the same season. Brady Anderson (three times) is the only player to do it more than once:

1969 Paul Blair (26 HR, 20 SB)	1976 Reggie Jackson (27 HR, 28 SB)	1996 Brady Anderson (50 HR, 21 SB)
1975 Don Baylor (25 HR, 32 SB)	1992 Brady Anderson (21 HR, 53 SB)	1999 Brady Anderson (24 HR, 36 SB)



BALTIMORE ORIOLES RECORDS 1954 THRU 2013

BATTING: SINGLE GAME TEAM RECORDS

Record	Total	Date	Opp	Note
Runs, Inning	12	April 11, 2002	vs. TB	6th
Runs, Game	23	September 28, 2000	vs. TOR	23-1
Runs, Road Game	22	June 13, 1999	@ ATL	22-1
Runs, Both Clubs	34	June 26, 1978	@ TOR	10-24
Runs, Home Game, Both Clubs	33	August 22, 2007	vs. TEX	3-30, DH G1
Runs Allowed, Inning	16	April 19, 1996	@ TEX	8th
Runs Allowed, Inning, Home	11	August 28, 2007	vs. TB	8th
		May 11, 1962	vs. WAS	6th
Runs Allowed, Home Game	30	August 22, 2007	vs. TEX	3-30
Runs Allowed, Road Game	26	April 19, 1996	@ TEX	
Win Margin	22	September 29, 2000	vs. TOR	23-1
Win Margin, Shutout	17	July 27, 1969	vs. CWS	17-0
Loss Margin, Home Game	27	August 22, 2007	vs. TEX	3-30
Loss Margin, Road Game	19	April 19, 1996	@ TEX	7-26
Loss Margin, Shutout	16	April 30, 1960	vs. NYY	0-16
Hits, Inning	11	April 11, 2002	vs. TB	6th
Hits Allowed, Inning	11	September 20, 1983	@ DET	1st
Hits, Game	26	August 28, 1980	vs. CAL	
Hits, Away Game	25	June 13, 1999	@ ATL	
Hits, Both Clubs	42	May 17, 1996	vs. SEA	21 each
Hits, Doubleheader	35	June 23, 1991	@ KC	
Hits Allowed, Home Game	29	August 22, 2007	vs. TEX	DH G1
Doubles, Game	9	July 30, 1996	@ MIN	
		August 14, 2009	vs. LAA	
Triples, Game	3 (7x)	April 29, 1993	vs. MIN	
Home Runs, Game	7	September 26, 2012	vs. TOR	
		August 26, 1985	@ CAL	
		May 17, 1967	@ BOS	
Total Bases, Game	43	May 16, 1999	@ TEX	
Total Bases Allowed, Game	53	September 14, 1987	@ TOR	
Extra-Base Hits, Game	12	August 17, 2008	@ DET	
		August 14, 2009	vs. LAA	
Extra-Base Hits Allowed, Game	12	September 14, 1987	@ TOR	
		June 21, 1987	vs. DET	
Stolen Bases, Game	7	August 28, 1986	@ OAK	
Stolen Bases Allowed, Game	8	August 1, 1998	@ KC	
		September 27, 1965	vs. KC	
Left on Base, Game	21	July 6, 1992	vs. CWS	14 Inn
		August 25, 1968	vs. BOS	18 Inn
Left on Base, 9-Inn Game	18	May 15, 1971	@ BOS	
Left on Base, Shutout Loss--	15	April 9, 1993	@ SEA	
Strikeouts, 9-Inn Game	17	September 21, 1998	@ TOR	
			Clemens - 15, Quantrill & Plesac 1	
Strikeouts, Ex Inn Game	23	May 26, 1995	@ SEA	Johnson - 13 & Fleming - 4
		October 5, 1996	@ CLE	Division Series
		September 12, 1962	vs. WAS	
Walks, Game	15	June 27, 1989	vs. TOR	
		September 28, 1973	vs. CLE	
GIDP, Game	6	May 6, 1972	vs. KC	

CLUB BATTING, SEASON RECORDS

* = AL Record
 ** = Tied AL Record
 \$ = ML Record
 \$\$ = Tied ML Record

Highest average	.281	2004	Most intentional walks	69	1971
Most stolen bases	150	1976	Most sacrifice hits	110	1957
Most extra-base hits	585	1996	Most triples	49	1954
Most total bases	2685	1996	Most runs	949	1996
Lowest average	.225	1968	Most strikeouts	1315	2012
Most walks	717	1970	Most sacrifice flies	67	1996
Most GIDP	159	1986	Most home runs	257	1996
Most doubles	322	2008	Most hits	1614	2004
Highest slugging pct	.472	1996	Most hit by pitch	77	2001



BALTIMORE ORIOLES RECORDS 1954 THRU 2013

HOME RUNS: INDIVIDUAL RECORDS

Record	Total	Player	Date	Note
In Consecutive At-Bats--\$	4	Don Baylor	July 1-2, 1975	1 @BOS & 3 @DET
Most, Game	3 (19x)	last by CHRIS DAVIS	August 24, 2012	vs. TOR
Most, Home Game	3 (7x)	last by CHRIS DAVIS	August 24, 2012	vs. TOR
Most, Home Game, Opp at Memorial Stadium--\$	4	Rocky Colavito	June 10, 1959	CLE
Most HR, Game, Opp at OPACY	4	Josh Hamilton	May 8, 2012	TEX
Most, Road Game, Opp.	3 (7x)	last by Adrian Beltre	August 22, 2012	TEX
Most, Month	15	Jim Gentile	August 1961	
Most, Season	53	CHRIS DAVIS	2013	
Most, Season (Memorial Stadium)	27	Frank Robinson	1966	
Most, Season Camden Yards	28	CHRIS DAVIS	2013	
Most, Season, Rookie	28	Cal Ripken, Jr.	1982	
Most, Season, Pitcher	6	Jack Harshman	1958	
Most, Career	431	Cal Ripken, Jr.	1981-2001	
Most, Career Memorial Stadium	160	Eddie Murray	1977-88	
Most, Career Camden Yards	124	Rafael Palmeiro		121 as an Oriole
Multi-HR Games in a Season	7 (2x)	Brady Anderson	1996	
		Frank Robinson	1966	
		Eddie Murray	1977-88 & '96	
Multi-HR Games in a Career	21			
Leadoff, Career	44	Brady Anderson	1988-2001	
Grand Slams, Season	5	Jim Gentile	1961	
Grand Slams, Game--\$	2 (3x)	last by Chris Hoiles	August 14, 1998	@ CLE
Grand Slams, Career	16	Eddie Murray	1977-88 & '96	
Season vs. One Opp.	11	Frank Robinson	1966	vs. DET
Season, by One Opp.	9 (3x)	Jose Bautista	2010	TOR
		Tony Batista	2000	TOR
		Rocky Colavito	1959	CLE
		Tony Perez	1980	BOS
Season, by Opp. Memorial Sta.	5 (2x)	Rocky Colavito	1959	CLE
		Josh Hamilton	2012	TEX
Season, by Opp. Camden Yards	6	Dean Palmer	1993	TEX
By Opponent, Career	70	Harmon Killebrew	1955-75	WAS/MIN
By Opp. Career Memorial Stadium	30	Harmon Killebrew	1955-75	WAS/MIN
By Opp., Career Camden Yards	31	Alex Rodriguez	1995-2013	SEA/TEX/NYY
Season, by Pinch Hitter	3 (5x)	last by Sam Horn	1991	
Career, by Pinch Hitter	9	Jim Dwyer	1980-88	
In Consecutive Games	6	Reggie Jackson	July 18-23, 1976	
In Consecutive Games by a Rookie	4	Jay Gibbons	June 17-20, 2001	
Extra Inning HRs, Game--\$	2	Mike Young	May 28, 1987	vs. CAL
Career, From Both Sides of Plate in Same Game	8	Eddie Murray	1977-88 & '96	
Season, From Both Sides of Plate in Same Game--*v	2 (2x)	Eddie Murray	April 24 & 26, 1982	@ CWS & vs. TOR
Consecutive Games, From Both Sides of Plate--\$	2	Eddie Murray	May 8-9, 1987	@ CWS
In First ML At-Bat	2x	Lou Montanez	August 6, 2008	@ LAA
		Les (Buster) Narum	May 3, 1963	@ DET
HR into 2nd level at Camden Yards	1	Rex Hudler	June 11, 1995	For CAL vs. BAL
		Mark Reynolds	August 7, 2011	vs. TOR

* = AL Record
 ** = Tied AL Record
 \$ = ML Record
 \$\$ = Tied ML Record

LONGEST HOME RUNS AT ORIOLE PARK

1	465 ft.	Darryl Strawberry	NYY	June 17, 1998	Mike Mussina	Orioles
2	463 ft.	Pedro Munoz	Oak	May 25, 1996	David Wells	Orioles
3	460 ft.	Jeffery Hammonds	Orioles	Sept. 15, 1997 (1)	Eric Plunk	Indians
4	457 ft.	Mo Vaughn	Bos	July 7, 1996	Randy Myers	Orioles
5	454 ft.	Miguel Cabrera	Det	July 13, 2012	Luis Ayala	Orioles
6	452 ft.	Eric Davis	Det	Sept. 26, 1993 (1)	Arthur Rhodes	Orioles
7	450 ft.	Juan Gonzalez	Tex	July 26, 1992	Mike Mussina	Orioles
8	450 ft.	Manny Ramirez	Cle	Aug. 14, 1995	Jamie Moyer	Orioles
9	450 ft.	Russell Branyan	Sea	June 11, 2009	Brian Bass	Orioles
10	450 ft.	Mark Reynolds	Orioles	August 7, 2011	Ricky Romero	Blue Jays



BALTIMORE ORIOLES RECORDS 1954 THRU 2013

EUTAW STREET HOME RUNS

Of the 77 home runs hit onto the Eutaw St. promenade since Camden Yards opened in 1992, 30 of them have been hit by Orioles, including six by Luke Scott, the most by an individual. Jason Giambi's three are the most by an opposing player. A single season-high 11 home runs landed on Eutaw St. in 2013...Luke Scott's blast on July 19, 2008 is the only walk-off Eutaw St. home run in park history.

#	DATE	PLAYER	TEAM	PITCHER	TEAM	DISTANCE
1	Apr. 20, 1992	Mickey Tettleton	Detroit	Ben McDonald	Orioles	406
2	May 5, 1992	Kevin Reimer	Texas	Jose Mesa	Orioles	343
3	May 23, 1992	Lee Stevens	California	Rick Sutcliffe	Orioles	430
4	Apr. 24, 1994	Ken Griffey, Jr.	Seattle	Brad Pennington	Orioles	424
5	June 8, 1995	Kevin Bass	Orioles	Solomon Torres	Seattle	409
6	Apr. 3, 1996	Rafael Palmeiro	Orioles	Mark Gubicza	Kansas City	412
7	Apr. 27, 1996	Brady Anderson	Orioles	Bobby Witt	Texas	380
8	Apr. 30, 1996	Paul O'Neill	Yankees	Arthur Rhodes	Orioles	431
9	July 7, 1996	Mo Vaughn	Boston	Scott Erickson	Orioles	440
10	July 26, 1996	Jim Thome	Cleveland	Mike Mussina	Orioles	440
11	Aug. 14, 1996	Eddie Murray	Orioles	Jeff D'Amico	Milwaukee	384
12	Sept. 8, 1996	Bobby Bonilla	Orioles	Jose Lima	Detroit	405
13	Apr. 11, 1997	Rafael Palmeiro	Orioles	Eric Gunderson	Texas	411
14	Apr. 11, 1997	Rafael Palmeiro	Orioles	Eric Vosberg	Texas	408
15	June 17, 1997	Henry Rodriguez	Montreal	Scott Kamieniecki	Orioles	443
16	May 13, 1998	Brady Anderson	Orioles	Chad Ogea	Cleveland	405
17	May 30, 1998	Lee Stevens	Texas	Sidney Ponson	Orioles	415
18	June 21, 1998	Carlos Delgado	Toronto	Sidney Ponson	Orioles	415
19	July 24, 1998	Rafael Palmeiro	Orioles	Bill Swift	Detroit	420
20	Apr. 29, 1999	Brady Anderson	Orioles	Jeff Suppan	Kansas City	420
21	June 22, 1999	Troy O'Leary	Boston	Sidney Ponson	Orioles	413
22	Aug. 8, 1999	Delino DeShields	Orioles	Brian Moehler	Detroit	420
23	Sept. 5, 1999	Jim Thome	Cleveland	Sidney Ponson	Orioles	420
24	Sept. 23, 1999	Matt Stairs	Oakland	Sidney Ponson	Orioles	423
25	May 11, 2000	Carl Everett	Boston	Jose Mercedes	Orioles	429
26	June 21, 2001	Jeff Liefier	White Sox	Jason Johnson	Orioles	410
27	June 8, 2002	Shawn Green	Dodgers	Jason Johnson	Orioles	410
28	July 19, 2002	Gary Matthews	Orioles	Jon Garland	White Sox	406
29	Aug. 20, 2002	Ben Grieve	Tampa Bay	Jason Johnson	Orioles	435
30	June 28, 2003	Jay Gibbons	Orioles	Brett Myers	Philadelphia	420
31	July 22, 2003	Hank Blalock	Texas	Rodrigio Lopez	Orioles	380
32	Aug. 21, 2003	Aubrey Huff	Tampa Bay	Jason Johnson	Orioles	414
33	Sept. 9, 2003	David Ortiz	Boston	Damian Moss	Orioles	430
34	April 23, 2004	Jay Gibbons	Orioles	Aquilino Lopez	Toronto	393
35	July 25, 2004	Justin Momeau	Minnesota	Daniel Cabrera	Orioles	395
36	August 22, 2004	Eric Hinske	Toronto	Erik Bedard	Orioles	385
37	September 29, 2004	Rafael Palmeiro	Toronto	Ted Lilly	Orioles	390
38	September 29, 2005	Jason Giambi	Yankees	Erik Bedard	Orioles	425
39	July 31, 2006	Brian Roberts	Orioles	Gil Meche	Seattle	410
40	September 28, 2007	Johnny Damon	Yankees	Victor Zambrano	Orioles	390
41	May 27, 2008	Jason Giambi	Yankees	Brian Burres	Orioles	415
42	May 28, 2008	Jason Giambi	Yankees	Jeremy Guthrie	Orioles	410
43	June 14, 2008	Nick Markakis	Orioles	John Grabow	Pittsburgh	395
44	June 18, 2008	Lance Berkman	Houston	Jeremy Guthrie	Orioles	430
45	July 1, 2008	Alex Gordon	Kansas City	Radhames Liz	Orioles	425
46	July 19, 2008	Luke Scott	Orioles	Freddy Dolsi	Detroit	420
47	August 22, 2008	Robinson Cano	Yankees	Radhames Liz	Orioles	425
48	September 8, 2008	Luke Scott	Orioles	Fausto Carmona	Cleveland	415
49	April 21, 2009	Aubrey Huff	Orioles	Jose Contreras	White Sox	415
50	June 28, 2009	Adam Dunn	Washington	David Hernandez	Orioles	442
51	July 11, 2009	Luke Scott	Orioles	Ricky Romero	Toronto	394
52	September 1, 2009	Luke Scott	Orioles	AJ Burnett	Yankees	412
53	April 27, 2011	Luke Scott	Orioles	Josh Beckett	Red Sox	426
54	June 7, 2011	Luke Scott	Orioles	Guillermo Moscoso	A's	418
55	June 30, 2011	Lance Berkman	Cardinals	Alfredo Simon	Orioles	444
56	July 17, 2011	Carlos Santana	Indians	Mitch Atkins	Orioles	424
57	August 26, 2011	Nick Swisher	Yankees	Tommy Hunter	Orioles	412
58	April 24, 2012	Eric Thames	Blue Jays	Tommy Hunter	Orioles	410
59	April 28, 2012	Chris Davis	Orioles	Jim Miller	A's	418
60	May 10, 2012	Josh Hamilton	Rangers	Tommy Hunter	Orioles	442
61	May 14, 2012	Curtis Granderson	Yankees	Jason Hammel	Orioles	422
62	May 21, 2012	David Ortiz	Red Sox	Tommy Hunter	Orioles	424
63	June 29, 2012	Asdrubal Cabrera	Indians	Jake Arrieta	Orioles	423



#	DATE	PLAYER	TEAM	PITCHER	TEAM	DISTANCE
64	June 29, 2012	Matt Wieters	Orioles	Derek Lowe	Indians	395
65	June 30, 2012	Chris Davis	Orioles	Josh Tomlin	Indians	431
66	August 24, 2012	Chris Davis	Orioles	Carlos Villanueva	Blue Jays	404
67	April 20, 2013 (1)	Andre Ethier	Dodgers	Jason Hammel	Orioles	383
68	May 29, 2013	Roger Bernadina	Washington	Chris Tillman	Orioles	406
69	June 12, 2013	Hank Conger	Angels	Jason Hammel	Orioles	412
70	June 27, 2013	Lonnie Chisenhall	Cleveland	Miguel Gonzalez	Orioles	413
71	July 31, 2013	Robbie Grossman	Houston	Miguel Gonzalez	Orioles	385
72	August 2, 2013	Chris Davis	Orioles	Aaron Harang	Seattle	414
73	August 16, 2013	Charlie Blackmon	Colorado	Francisco Rodriguez	Orioles	392
74	August 21, 2013	Chris Davis	Orioles	Jeremy Hellickson	Orioles	400
75	September 8, 2013	Adam Dunn	White Sox	Bud Norris	Orioles	424
76	September 11, 2013	Curtis Granderson	Yankees	Scott Feldman	Orioles	422
77	September 25, 2013	Ryan Flaherty	Orioles	Esmil Rogers	Blue Jays	413

BALTIMORE ORIOLES RECORDS 1954 THRU 2013

HOME RUNS: ORIOLES - GAME & INNING

Record	Total	Date	Opp	Notes
Most, Game	7	September 26, 2012	vs. TOR	
		August 26, 1985	@ CAL	Murray (3) + 4 others
		May 17, 1967	@ BOS	7 players
Most, Game, Memorial Stadium	6	May 28, 1987	vs. CAL	
Most, Game, Camden Yards	7	September 26, 2012	vs. TOR	
Most, Game, Opp. - \$	10	September 14, 1987	@ TOR	
Most, Game, Opp., Mem. Stad.	6	June 10, 1959	CLE	Colavito (4) + 2 others
Most, Game, Opp., Camden Yards	6	August 22, 2007	TEX	DH G1
Most, Game, Combined, Mem. St.	8	May 28, 1987	CAL	BAL - 6 & CAL - 2
Most, Game, Combined, Camden Yards	11	July 1, 1994	CAL	BAL - 6 & CAL - 5
				Tie AL rec - night game
Most, Inning	4	September 5, 1995	vs. CAL	2nd
		May 17, 1967	@ BOS	7th
Most, Inning, Combined	5	April 7, 2000	DET	DET - 3 & BAL - 2, 5th
Most, In Succession*\$	3 (8x)	last May 10, 2012	vs. TEX	Flaherty, Hardy, Markakis (led off game)
Consecutive Games With	20	July 16-August 9, 1998		
Consecutive Games, 2+-\$	9	August 3-11, 1996		
		May 8-16, 1987		

HOME RUNS: ORIOLES - SEASON

Record	Total	Season	Notes
Most, Season	257	1996	
Most, Season, Home	127	2012	
Most, Season, Home, Allowed	125	1987	
Most, Season, Combined, Home	235	1987	
Most, Season, Allowed	226	1987	
Most, Pinch Hit	11	1982	
Most, Season, Combined	466	1996	
Most, Grand Slams	11	1996	
Most, Leadoff	12	1996	
Most, PH Grand Slams	3	1982	
Players w/ 20+, Season	7	1995	

WEEK (7 DAY SPAN) & MONTH HR LEADERS

HR	Player	Week	Year
8	Mark Reynolds	08/31-9/6	2012
7	Boog Powell	06/21-06/27	1964
		06/23-06/29	1964
	Doug DeCinces	05/23-05/29	1981
	Albert Belle	06/13-06/19	2000
		06/14-06/20	2000
HR	Player	Month	Year
15	Jim Gentile	August	1961
13	Frank Robinson	July	1966
12	Boog Powell	June	1964
	Frank Robinson	August	1966
	Rafael Palmeiro	June	1998
	Albert Belle	June	2000
	Chris Davis	June	2013
11	Jim Gentile	May	1962
	Boog Powell	August	1966
	Boog Powell	July	1969
	Eddie Murray	June	1978
	Mike Young	August	1985
	Eddie Murray	May	1987
	Eddie Murray	July	1987
	Brady Anderson	April	1996



GRAND SLAM HOME RUNS LIFETIME GRAND SLAMS BY CURRENT ORIOLES

TOTAL	AT BAL	PLAYER	DATE	OPPONENT	PITCHER
6	0	Nelson Cruz	(1) Aug 16, '06 (2) Apr 15, '09 (3) May 13, '12 (4) May 25, '12 (5) Apr 21, '13 (6) Jul 5, '13	Tex vs. LAA Tex vs. Bal Tex vs. LAA Tex vs. Tor Tex vs. Sea Tex vs. Hou	Kevin Gregg Radhames Liz Jered Weaver Jason Frasor Aaron Harang Lucas Harrell
2	1	Chris Davis	(1) July 31, '12 (2) Apr 5, '13	Bal at NYY Bal vs. Min	Ivan Nova Tyler Robertson
1	1	Ryan Flaherty	(1) Sep 28, '12	Bal vs. BOS	Aaron Cook
3	0	J.J. Hardy	(1) Sep 5, '05 (2) May 12, '07 (3) May 15, '11	Mil at Cin Mil at NYM Bal at TB	Chris Booker Joe Smith Cesar Ramos
1	0	Adam Jones	(1) July 28, '08	Bal at NYY	David Robertson
3	2	Nick Markakis	(1) Apr 13, '07 (2) Apr 17, '09 (3) June 10, '11	Bal vs. KC Bal at Bos Bal vs. TB	Todd Wellemeyer Brad Penny Jeremy Hellickson
2	1	Matt Wieters	(1) Apr 16, '12 (2) Apr 18, '13	Bal at CWS Bal vs. TB	Zach Stewart Brandon Gomes
1	0	Delmon Young	(1) Oct 2, '09	Min vs. KC	Lenny DiNardo

GRAND SLAM NOTES

OVERALL: The O's have out-slammed their opponents, 233-206, in their 60-year history...The Orioles have hit three postseason grand slams (one on the road and two in Baltimore - one each at Memorial Stadium and Camden Yards)...They have a 135-88 advantage in Baltimore during the regular season, including a 61-47 edge at Oriole Park at Camden Yards...**THREE IN ONE GAME:** The Orioles and Texas combined to hit a major league-record three grand slams on August 6, 1986 in the Rangers' 13-11 win at Memorial Stadium...Jim Dwyer and Larry Sheets hit fourth inning grand slams for the Orioles, only the fifth time in history one club has hit two grand slams in an inning...Toby Harrah hit Texas' grand slam...Houston and the Chicago Cubs tied the record on June 3, 1987...**TWO IN ONE GAME:** Only 10 major leaguers have hit two grand slams in the same game and it has been done by an Oriole three times...Chris Hoiles hit a pair of grand slams on August 14, 1998 at Cleveland, connecting in the third and eighth innings...Jim Gentile and Frank Robinson previously did it for the O's, and are among four players who have done it in consecutive at bats...Gentile hit slams in the first and second innings at Minnesota on May 9, 1961...Robinson did it in the fifth and sixth innings at Washington on June 26, 1970...**GENTILE HIT 5 IN 1961:** Gentile set an American League record and tied the major league record then held by the Cubs' Ernie Banks when he hit five bases loaded homers in '61...The Yankees' Don Mattingly broke the mark with six grand slams in 1987 and Cleveland's Travis Hafner matched that record in 2006...**POSTSEASON SLAMMING PITCHERS:** Mike Cuellar and Dave McNally are the only two major league pitchers to hit grand slams in post-season play, and both did it in 1970 with the Orioles...Cuellar connected in ALCS Game 1 off the Twins' Jim Perry (at Minnesota)...McNally hit his in World Series Game 3 off the Reds' Wayne Granger at Memorial Stadium...Cuellar's slam was the first in LCS history...**OPPONENTS:** The 2006 Orioles allowed a major-league leading and club record 12 grand slams...The previous club record was nine allowed in 2000...The 1978 and 1993 Orioles allowed grand slams in 3 consecutive games, tying the major league record set by the 1901 Reds...The 1978 O's allowed slams in three straight games, April 7-9, at Milwaukee...The 1993 O's did it August 10-12, all at Detroit...Alex Rodriguez is the only player with four grand slams against the Orioles, while Edgar Martinez and Jim Thome are the only players with three grand slams against the O's...Oakland's Carlos Reyes in 1996 became the 14th opposing pitcher to give up two grand slams against the Orioles and the third to throw them in the same season, joining Chicago's Terry Forster (1976) and Jack Harshman (1955)...**GOPHER PITCHERS:** Milt Pappas gave up six bases loaded homers as an Oriole, most by any O's hurler...Pappas gave up nine overall in his career, tying Jerry Reuss (1969-90) and Ned Garver (1948-61) for second highest career grand slams allowed in major league history behind Mike Jackson, who allowed 10...Dave McNally, Scott McGregor, Alan Mills, and Jesse Orosco are next among Oriole pitchers, allowing four apiece (Armando Benitez also allowed four grand slams, including one in post-season play)...Jim Palmer never allowed a slam in 558 games spanning nearly 4,000 innings.



GRAND SLAMS BY ORIOLES 1954 THRU 2013 (INCLUDES POSTSEASON)

TOTAL	AT BAL	PLAYER	TOTAL	AT BAL	PLAYER	TOTAL	AT BAL	PLAYER
16	10	Eddie Murray	2	1	Chris Davis	1	1	Tito Francona
8	7	Cal Ripken	2	2	Eric Davis	1	1	Chris Gomez
8	5	Chris Hoiles	2	1	Tommy Davis	1	0	Leo Gomez
7	4	Boog Powell	2	1	Rick Dempsey	1	0	Dan Graham
6	2	Jim Gentile	2	2	Jay Gibbons	1	0	Jeffrey Hammonds
6	4	Brooks Robinson	2	1	Bobby Grich*	1	0	J.J. Hardy
6	2	Brian Roberts	2	0	Wayne Gross	1	0	Pete Incaviglia
5	3	Doug DeCinces	2	1	Elrod Hendricks	1	1	Davey Johnson
5	5	Lee May	2	0	Ramon Hernandez	1	0	Adam Jones
5	1	Gary Roenicke	2	0	Sam Horn	1	1	Bob Kennedy
5	2	Ken Singleton	2	1	Aubrey Huff	1	0	Billy Klaus
5	1	Gus Triandos	2	2	Dave McNally%	1	1	Luis Lopez
4	3	Harold Baines	2	2	Randy Milligan	1	1	Nate McLouth
4	2	Tony Batista	2	2	Joe Nolan	1	1	Scott Moore
4	3	Terry Crowley	2	0	Frank Robinson	1	1	Curt Motton
4	3	Pat Kelly	2	2	Luke Scott	1	0	David Newhan
4	2	Fred Lynn	2	0	Billy Smith	1	0	Joe Orsulak
4	3	Rafael Palmeiro	2	1	Matt Wieters	1	1	Mike Pagliarulo
4	1	B.J. Surhoff	2	1	Gene Woodling	1	0	Corey Patterson
3	2	Brady Anderson	1	0	Luis Aparicio	1	1	Jay Payton
3	2	Paul Blair	1	1	Michael Aubrey	1	0	Albie Pearson
3	2	Curt Blefary	1	1	Benny Ayala	1	1	Dave Philley
3	2	Bobby Bonilla#	1	1	Frank Baker	1	1	Merv Rettenmund
3	2	Mike Devereaux	1	0	Bret Barberie	1	1	Mark Reynolds
3	1	Reggie Jackson	1	1	Phil Bradley	1	1	Lenn Sakata
3	1	John Lowenstein	1	0	Jim Busby	1	0	Rick Schu
3	2	Nick Markakis	1	1	Will Clark	1	1	David Segui
3	2	Melvin Mora	1	0	Mike Cuellar\$	1	1	Larry Sheets
3	3	Miguel Tejada	1	1	Jim Dwyer	1	0	John Shelby
2	2	Roberto Alomar	1	1	Jim Dyck	1	1	Jim Traber
2	2	Albert Belle	1	1	Dwight Evans	1	1	Dick Williams
2	1	Don Buford	1	0	Steve Finley	1	0	Earl Williams
2	2	Jeff Conine	1	1	Ryan Flaherty	1	0	Mike Young
2	0	Fritz Connally	1	1	Dan Ford	236	137	ORIOLES TOTAL (including postseason)

*Grich's grand slams came off brothers Gaylord and Jim Perry

#- One of Bonilla's grand slams came in Game One of the 1996 ALDS

\$- Cuellar's grand slam was in Game One of the 1970 ALCS at Minnesota

%- One of McNally's grand slams was in Game Three of the 1970 World Series at Memorial Stadium

The Orioles have hit 135 regular season grand slams at home and two more in the post-season in Baltimore (Dave McNally in 1970 and Bobby Bonilla in 1996)... The O's have out-slammed their opponents 62-47 at Camden Yards (including Bonilla's postseason grand slam).



BALTIMORE ORIOLES RECORDS 1954 THRU 2013

PITCHING: SINGLE GAME INDIVIDUAL RECORDS

Record	Total	Player	Date	Opp
Strikeouts	15 (3x)	Erik Bedard	July 7, 2007	at TEX
		Mike Mussina (2x)	last September 24, 2000	at BOS
Bases on Balls	12	Jack Fisher	August 30, 1961	at LA
Innings Pitched	16.0	Jerry Walker	September 11, 1959	vs. CWS
Fewest Batters Faced	27 (3x)	Bob Milacki	April 23, 1989	vs. MIN
Wild Pitches	4	Daniel Cabrera	June 25, 2006	vs. WAS
Consecutive Shutouts	3 (5x)	Jim Palmer	1978	
Consecutive Wins,	3	Grant Jackson	September 30-October 1, 1974	
Reliever-\$\$				
Wins, One Day-\$\$	2	Wes Stock	May 26, 1963	at CLE
Losses, One Day-\$\$	2	Don Aase	August 28, 1986	at OAK
Saves, One Day-\$\$	2	Scott McGregor	September 14, 1977	at TOR

PITCHING: SINGLE GAME CLUB RECORDS

Record	Total	Date	Opp	Note
Strikeouts, Game	17 (2x)	July 5, 1997	@DET	
		September 18, 1968	@ BOS	
Strikeouts, Ex Inn Game	21 (2x)	October 11, 1997	@ CLE	ALCS G3
		June 4, 1967	vs. WAS	
Bases on Balls, Game	18	July 2, 2004	@ PHI	16 Inn

* = AL Record
 ** = Tied AL Record
 \$ = ML Record
 \$\$ = Tied ML Record

ORIOLES 20-GAME WINNERS

Year	Pitcher	Record
1984	Mike Boddicker	20-11
1980	Scott McGregor	20-8
	Steve Stone	25-7
1979	Mike Flanagan	23-9
1978	Jim Palmer	21-12
1977	Jim Palmer	20-11
1976	Wayne Garland	20-7
	Jim Palmer	22-13
1975	Mike Torrez	20-9
	Jim Palmer	23-11
1974	Mike Cuellar	22-10
1973	Jim Palmer	22-9
1972	Jim Palmer	21-10
1971	Pat Dobson	20-8
	Jim Palmer	20-9
	Mike Cuellar	20-9
	Dave McNally	21-5
1970	Jim Palmer	20-10
	Mike Cuellar	24-8
	Dave McNally	24-9
1969	Mike Cuellar	23-11
	Dave McNally	20-7
1968	Dave McNally	22-10
1963	Steve Barber	20-13

NOTES ON 20-GAME WINNERS: Although they have not had one in the past 28 seasons, Oriole pitchers have produced 24 20-win seasons including 23 in the past 45 years (starting in '68), more than any other major league club...The A's (17), Yankees (15), Red Sox (13), White Sox (12), Braves (12), Cardinals (12), Dodgers (11), Twins (10) and Tigers (10) are the only other teams with 10 or more since 1968.

From 1968 thru 1980, a span of 13 years, at least one Oriole pitcher accumulated 20 or more victories to set a major league record...The old standard was 12 by the New York Giants from 1903 to 1914, a mark single-handedly assured by Christy Mathewson, who won 20+ in each of those years.

In 1971, four Baltimore pitchers reached the 20-win plateau...The only other foursome in the history of major league baseball to have achieved the feat was a quartet from the 1920 White Sox (51 years earlier): Urban "Red" Faber-23, Claude Williams-22, Dickie Kerr-21, and Ed Cicotte-21...Despite that achievement, the White Sox finished second that year, two games behind Cleveland.

The four Orioles all won their 20th games within six days: Dave McNally was the first on September 21; then in a series in Cleveland, the other three joined him: Mike Cuellar (September 24 -first game-clinched division title), Pat Dobson (September 24 -2nd game), and Jim Palmer (September 26).

Steve Stone was the earliest 20-game winner in club history, winning his 20th game on August 19 en route to a team record 25 victories in 1980...Three other Orioles hurlers have recorded their 20th wins in August: McNally (August 25) and Cuellar (August 27) in 1971 and Palmer (August 20) in 1975.

The first Oriole to win 20, and the only one in the club's first 14 seasons in Baltimore (1954 thru 1967), was lefthander Steve Barber in 1963.



BALTIMORE ORIOLES RECORDS 1954 THRU 2013

PITCHING: SINGLE SEASON INDIVIDUAL RECORDS

Record	Total	Player	Season/Dates	Notes
Games	81	Jamie Walker	2007	
Games, Teammates-\$	159	Jamie Walker	2007	
		Chad Bradford		
Games, Rookie	57	Jorge Julio	2002	
Games Started	40 (5x)	last by Mike Flanagan	1978	
Games Started, Rookie	36	Bob Milacki	1989	
Complete Games	25	Jim Palmer	1975	
Games Finished	63	Jim Johnson	2012 & 2013	
Wins	25	Steve Stone	1980	
Wins, Rookie	19	Wally Bunker	1964	
Losses	21	Don Larsen	1954	
Winning %	.808 (21-5)	Dave McNally	1971	
Strikeouts	221	Erik Bedard	2007	
Bases on Balls	181	Bob Turley	1954	
Hit Batters	18	Daniel Cabrera	2008	
Innings	323.0	Jim Palmer	1975	
Innings, Rookie	243.0	Bob Milacki	1989	
Shutouts	10	Jim Palmer	1975	
Consecutive Shutout Inn (One Season)	36.0	Hal Brown	July 7-August 8, 1961	
Consecutive Shutout Inn (Over Two Seasons)	41.0	Gregg Olson	August 4, 1989-May 4, 1990	
Home Runs Allowed	35 (4x)	last by Jeremy Guthrie	2009	
Fewest HR Allowed	8 (2x)	Milt Pappas	1959	
		Billy Loes	1957	
Lowest ERA	1.95	Dave McNally	1968	
Highest ERA	5.90	Rodrigo Lopez	2006	
Saves	51	Jim Johnson	2012	
Saves, Rookie-*	27	Gregg Olson	1989	
Wins, Reliever	14	Stu Muller	1965	
Innings, Reliever	140.1	Sammy Stewart	1983	
Consec Scoreless Apps	29	Gregg Olson	August 4, 1989-May 4, 1990	
Consecutive Wins	17	Dave McNally	September 22, 1968-August 3, 1969	
Consecutive Losses	13	Mike Boddicker	September 9, 1987-May 14, 1988	
Consecutive Wins, Season	15	Dave McNally	April 12-August 3, 1969	
Consecutive Losses, Season	10	Jay Tibbs	July 14-October 1, 1988	
Consecutive Losses, Start of Season	8	Jason Johnson	2000	
Wins vs. One Club	6	Mike Boddicker	1988	vs. KC
Losses vs. One Club	5 (3x)	Wally Bunker	1964	vs. CLE
Wins by Opp.	6 (2x)	Jim Wilson	1955	NY
		Andy Pettitte	2003	NY
		Bud Daley	1959	KC
Losses by Opp.	5 (4x)	Catfish Hunter	1976	NY

* = AL Record
 ** = Tied AL Record
 \$ = ML Record
 \$\$ = Tied ML Record



BALTIMORE ORIOLES RECORDS 1954 THRU 2013

PITCHING: SINGLE SEASON CLUB RECORDS

Record	Total	Year	Note
Most Consecutive Shutouts*	5	September 26-October 1, 1995	2 @ TOR & 3 vs. DET
		September 2-6, 1974	3 vs. BOS & 2 @ CLE
Most Consecutive Shutout Innings*	54	September 1-7, 1974	9th Inn - 8th Inn
Most Complete Games, Season	71	1971	
Most Consecutive Complete Games	7	May 1-7, 1968	
Most Shutouts	21	1961	
Fewest Shutouts**	1	1996	
Most Strikeouts	1,177	2012	
Most Bases on Balls	696	2007	
Fewest Base on Balls	395	1972	
Lowest ERA	2.53	1972	
Highest ERA	5.37	2000	
Most Saves	59	1997	
Most Hits Allowed	1,633	2009	
Most Runs Allowed	913	2000	
Most Home Runs Allowed	226	1987	
Fewest Home Runs Allowed	78	1954	
Most Grand Slams Allowed	12	2006	

LOW HIT GAMES

NO-HITTERS BY O's (5)

Pitcher(s)	Opp	Date	Note
Hoyt Wilhelm	vs. NYY	September 20, 1958	
Steve Barber & Stu Miller	vs. DET	April 30, 1967	O's lost, 2-1
Tom Phoebus	vs. BOS	April 27, 1968	
Jim Palmer	vs. OAK	August 13, 1969	
B. Milacki, M. Flanagan, M. Williamson & G. Olson	@ OAK	July 13, 1991	

NO-HITTERS BY OPPONENTS (6)

Pitcher(s)	Team	Date	Score/Notes
Bo Belinsky	CAL	May 5, 1962	2-0
Nolan Ryan	CAL	June 1, 1975	1-0, 4th of Ryan's 7
Juan Nieves	MIL	April 15, 1987	7-0
Wilson Alvarez	CWS	August 11, 1991	7-0
Hideo Nomo	BOS	April 4, 2001	3-0
Clay Buchholz	BOS	September 1, 2007	10-0

LONG GAMES BY ORIOLES PITCHERS

Pitcher	IP	DATE	OPP	W/L/ND	CG/SHO
Jerry Walker	16	September 11, 1959	Chi	W, 1-0	CG-SHO
Ray Moore	15	May 21, 1957	Det	ND	
Ross Grimsley	14	September 11, 1974	NY	ND	
Robin Roberts	13 1/3	June 30, 1963	KC	L, 1-3	
Jim Wilson	13	May 31, 1955	Cle	L, 1-2	CG
Billy O'Dell	13	May 3, 1958	Cle	W, 3-2	CG

* = AL Record
 ** = Tied AL Record
 \$ = ML Record
 \$\$ = Tied ML Record



BALTIMORE ORIOLES RECORDS 1954 THRU 2013

ONE-HITTERS BY O's (37)

Pitcher(s)	Opp	Date	Pitcher(s)	Opp	Date
Joe Coleman	vs. NYY	September 9, 1954	Jim Palmer	vs. MIN	August 10, 1976
C. Johnson & G. Zuverink - a	@ CWS	June 21, 1956	S. Stone & T. Martinez	@ MIL	July 30, 1979
Hoyt Wilhelm	vs. NYY	May 22, 1959	Jim Palmer	vs. MIN	September 4, 1982
Steve Barber	vs. KC	June 1, 1960	M. Boddicker, S. Stewart & T. Martinez	vs. NYY	October 2, 1983
Billy Hoelt	@ WAS	July 28, 1960			
Wally Bunker	vs. WAS	August 19, 1961	Mike Boddicker	@ TOR	August 13, 1984
Wally Bunker	vs. KC	May 5, 1964	Dennis Martinez	vs. CAL	June 5, 1985
Milt Pappas	@ MIN	July 3, 1964	Mike Boddicker	@ KC	April 28, 1987
Frank Bertaina - b	vs. KC	September 2, 1964	B. Milacki & T. Niedenfuer	@ DET	September 18, 1988
Dave McNally	vs. WAS	September 12, 1964	Mike Mussina	@ TEX	July 17, 1992
Steve Barber	@ CAL	October 1, 1964	Ben McDonald	vs. KC	July 20, 1993
Jim Palmer	@ NYY	April 16, 1967	Ben McDonald	@ MIL	August 5, 1994
Dave Leonhard	vs. DET	May 12, 1967	Mike Mussina	vs. CLE	May 30, 1997
Dave McNally	@ MIN	May 6, 1968	Mike Mussina	vs. MIN	August 1, 2000
Mike Cuellar	vs. MIN	May 15, 1969	Adam Loewen,	vs. NYY	August 5, 2006
Mike Cuellar	vs. KC	May 12, 1971	Todd Williams, LaTroy Hawkins		
Jim Palmer	vs. CLE	July 27, 1973	Daniel Cabrera	@ NYY	September 28, 2006
Mike Cuellar	@ CAL	May 31, 1975	Jason Tammel	at ATL	June 16, 2012
Jim Palmer	vs. KC	June 8, 1975	Chris Tillman, Troy Patton	vs. BOS	September 28, 2012
Mike Cuellar	at MIL	July 26, 1975			

a - Johnson and Zuverink were beaten, 1-0, by Jack Harshman, who also pitched one-hitter.
 b - Bertaina defeated Bob Myer, who also threw one-hitter, 1-0.

NEAR NO-HITTERS BROKEN UP IN THE 9TH INNING

Pitcher	Date	Opp	Outs	Score	How Broken Up
Bob Turley	April 21, 1954	vs. CLE	1	1-2	O's lose on Rosen single, Doby HR
Don Ferrarese	May 12, 1956	@ NYY	0	1-0	Carey & Bauer back-to-back singles
Dave McNally	May 15, 1969	@ MIN	1	5-0	Tovar single
Mike Cuellar	August 10, 1969	@ MIN	0	2-0	Tovar single
Jim Palmer	June 16, 1973	vs. TEX	1	9-1	Suarez single
Wayne Garland	July 15, 1974	vs. OAK	0	4-6	Green single; 5 scored on 4H & 3E for O's loss
Mike Flanagan	September 26, 1978	vs. CLE	2	3-1	Alexander HR
Storm Davis	June 26, 1983	vs. DET	0	3-1	Leach PH HR
Eric Bell	May 5, 1987	@ MIN	0	5-4	Nieto single after Gagne reach on E
Mike Mussina	May 30, 1997	vs. CLE	1	3-0	S. Alomar single
Daniel Cabrera	September 28, 2006	@ NYY	1	7-1	Cano single

FIELDING: SINGLE SEASON & GAME CLUB RECORDS

Record	Total	Date/Season	Notes
Double Plays, Season	191	1999	
Double Plays, Game	5 (10x)	July 6, 1999	vs. TOR
Errors, Season	167	1955	
Errors, Game	6 (2x)	June 9, 1983	vs. MIL
		May 19, 1974	vs. BOS
Fewest Errors, Season	54	2013	
Errorless Games	119	2013	
Fielding % - \$.991	2013	
Consec Errorless Games	13	September 12-26, 1991	
Consec Games w/ Error	16	August 8-24, 2000	

FIELDING: INDIVIDUAL AL & ML FIELDING RECORDS

FIRST BASE	Total	Player	Notes
Errors, Game	4 (AL)	Glenn Davis	April 18, 1991 @ MIL



BALTIMORE ORIOLES RECORDS 1954 THRU 2013

SECOND BASE	Total	Player	Notes
Consec Errorless Games, Season	86 (AL)	Rich Dauer	April 10-September 29, 1978
Consec Errorless Games, League	89 (AL)	Jerry Adair	July 22, 1964-May 6, 1965
Consec Errorless Chances, Season	425 (AL)	Rich Dauer	April 10-September 30, 1978
Consec Errorless Chances, League	458 (AL)	Jerry Adair	July 22, 1964-May 6, 1965
Putouts, Season	484 (ML)	Bobby Grich	1974
Games, Season	162 (AL-tie)	Bobby Grich	1973
Fielding % Season	.995 (ML)	Bobby Grich	1973 (150 or more games)
Fewest Errors, Season	5 (AL-tie)	Bobby Grich	1973
		Jerry Adair	1965

THIRD BASE	Total	Player	Notes
Seasons	23 (ML)	Brooks Robinson	
Fielding %, Lifetime	.971 (ML)	Brooks Robinson	1,000 or more games
Games, Lifetime	2,870 (ML)	Brooks Robinson	
Putouts, Lifetime	2,697 (ML)	Brooks Robinson	
Assists, Lifetime	6,205 (ML)	Brooks Robinson	
Chances, Lifetime	8,902 (ML)	Brooks Robinson	Not including errors
Double Plays, Lifetime	618 (ML)	Brooks Robinson	
Years Leading League In Fielding %	11 (AL)	Brooks Robinson	
Years Leading League in Games	8 (ML)	Brooks Robinson	
Years Leading League in Assists	8 (ML)	Brooks Robinson	
Years Leading League in Chances	8 (AL-tie)	Brooks Robinson	
Games, Season	163 (AL)	Brooks Robinson	1961 & '64
Errors, Game	4 (AL-tie)	Floyd Rayford	April 21, 1986 @ CLE; held by many

SHORTSTOP	Total	Player	Notes
Years Leading League in Games	12 (ML)	Cal Ripken, Jr.	1983, '84 & '87-'96
Years Leading League in Putouts	6 (ML-tie)	Cal Ripken, Jr.	1984, '85, '88, '89, '91 & '92
Years Leading League in Double Plays	8 (ML)	Cal Ripken, Jr.	1983-'85, '89, '91, '92, '94 & '95
Years Leading League in Assists	7 (AL-tie)	Cal Ripken, Jr.	1983, '84, '86, '87, '89, '91 & '93
Fewest Errors, Season	3 (ML)	Cal Ripken, Jr.	1990 (150 or more games)
Consec Errorless Games, League	110 (ML)	Mike Bordick	April 11, 2002-April 2, 2003
Consec Errorless Chances, League	544 (ML)	Mike Bordick	April 11, 2002-April 2, 2003
Consec Errorless Chances, Season	543 (ML)	Mike Bordick	April 11, 2002-September 29, 2002
Fewest Chances Offered, 2 Consec Games	0 (ML-tie)	Cal Ripken, Jr.	May 26-27, 1990
Consec Games Played, One Position	2,216 (ML)	Cal Ripken, Jr.	July 1, 1982-July 14, 1996

OUTFIELDERS	Total	Player	Notes
Fielding %, Season (100 or more games)	1.000 (ML-tie)	Nick Markakis	2011, 2013
		BJ Surhoff	1999
		John Lowenstein	1982
		Gary Roenicke	1980
		Russ Snyder	1965

PITCHERS	Total	Player	Notes
Putouts, Lifetime	292 (AL)	Jim Palmer	



TRIPLE PLAYS

The Orioles have executed 12 triple plays and hit into 16 in 60 seasons.

The most recent triple play, and arguably most bizarre, took place on September 1, 2000 at Cleveland. In the second inning, with Sandy Alomar, Jr. at the plate, Travis Fryman at second base and Wil Cordero at first base, SS Melvin Mora allowed Alomar's short fly to left to bounce in front of him. The Cleveland runners, thinking the infield fly rule had been called, did not run and Alomar headed to the dugout. Mora picked up the ball and threw to 2B Jerry Hairston, who tagged Fryman and stepped on second to force Cordero. After realizing Alomar had not reached first base, Sidney Ponson flipped the ball to Jeff Conine at first to retire Alomar. After some discussion by the umpires and the ejection of Charlie Manuel, the play stood and the inning ended.

The Orioles' previous triple play, and their most recent one at home, came August 25, 1992 against California. With Tim Salmon at third and Chad Curtis at first, Gary Gaetti lined to 3B Leo Gomez who stepped on third to retire Salmon and threw to 1B Randy Milligann to complete the triple play. It is the only triple play turned by the Orioles at Oriole Park at Camden Yards.

The Orioles have hit into two triple plays at Oriole Park. The most recent triple play was April 3, 1996 against Kansas City, when DH Bobby Bonilla grounded into a 5-4-3-2 triple play. With Roberto Alomar at third base and Rafael Palmeiro at first, 3B Joe Randa gloved Bonilla's grounder and threw to 2B Bip Roberts to force Palmeiro. As Roberts threw to first to double up Bonilla, Alomar streaked towards the plate and was thrown out by 1B Bob Hamelin, who threw to C Sal Fasano.

On April 12, 2013 at New York, Manny Machado hit into a 4-6-5-6-5-3-4 triple play, the most recent triple play turned against the Orioles.

BALTIMORE ORIOLES RECORDS 1954 THRU 2013

GOLD GLOVE WINNERS

Year	Player	Pos	Year	Player	Pos	Year	Player	Pos
1960	Brooks Robinson	3B	1972	Brooks Robinson	3B	1983	Eddie Murray	1B
1961	Brooks Robinson	3B		Paul Blair	OF	1984	Eddie Murray	1B
1962	Brooks Robinson	3B	1973	Brooks Robinson	3B	1991	Cal Ripken, Jr.	SS
1963	Brooks Robinson	3B		Mark Belanger	SS	1992	Cal Ripken, Jr.	SS
1964	Brooks Robinson	3B		Bobby Grich	2B	1996	Roberto Alomar	2B
	Luis Aparicio	SS		Paul Blair	OF		Mike Mussina	P
1965	Brooks Robinson	3B	1974	Brooks Robinson	3B	1997	Mike Mussina	P
1966	Brooks Robinson	3B		Mark Belanger	SS		Rafael Palmeiro	1B
	Luis Aparicio	SS		Bobby Grich	2B	1998	Roberto Alomar	2B
1967	Brooks Robinson	3B		Paul Blair	OF		Mike Mussina	P
	Paul Blair	OF	1975	Brooks Robinson	3B		Rafael Palmeiro	1B
1968	Brooks Robinson	3B		Mark Belanger	SS	1999	Nick Markakis	P
1969	Brooks Robinson	3B		Bobby Grich	2B	2009	Adam Jones	OF
	Mark Belanger	SS		Paul Blair	OF	2011	Matt Wieters	CF
	Davey Johnson	2B	1976	Mark Belanger	SS		Nick Markakis	RF
	Paul Blair	OF		Bobby Grich	2B	2012	Adam Jones	CF
1970	Brooks Robinson	3B		Jim Palmer	P		Matt Wieters	C
	Davey Johnson	2B	1977	Mark Belanger	SS		J.J. Hardy	SS
	Paul Blair	OF		Jim Palmer	P	2013	Manny Machado	3B
1971	Brooks Robinson	3B	1978	Mark Belanger	SS		J.J. Hardy	SS
	Mark Belanger	SS		Jim Palmer	P		Adam Jones	CF
	Davey Johnson	2B	1979	Jim Palmer	P			
	Paul Blair	OF	1982	Eddie Murray	1B			

GOLD GLOVE AWARDS

The Gold Glove Award was initiated in 1957 by the Rawlings Sporting Goods Company in cooperation with The Sporting News to acknowledge individual defensive excellence by a vote of managers and coaches in each league. Selection is based on a player's overall defensive ability, not just on fielding percentage.

Gold Glove totals by each team: Cardinals 84, ORIOLES 67, Yankees 64, Reds 53, Braves 48, Phillies 46, Pirates 46, Twins and Red Sox 42, Dodgers and Tigers 41, Giants and Mariners 38, White Sox 37, Cubs and Senators/Rangers 36, Angels 34, Indians 30, Expos/Nationals, Royals and Blue Jays 23, Padres 22, Astros and Athletics 21, Mets 18, Rockies 15, Brewers 10, Miami 9, Arizona 7 and Tampa Bay 5.

A total of 17 Orioles have won multiple Gold Gloves, led by Brooks Robinson, who is tied with pitcher Jim Kaat for second place all-time with 16 Gold Gloves. Greg Maddux is first all-time with 18 Gold Gloves. Other Oriole multiple winners include: Paul Blair and Mark Belanger (eight each), Jim Palmer, Bobby Grich and Mike Mussina (four each), Davey Johnson, Adam Jones and Eddie Murray (three each). Roberto Alomar, Luis Aparicio, J.J. Hardy, Rafael Palmeiro, Cal Ripken Jr. and Matt Wieters (two each). Alomar won a total of 10 Gold Gloves in his career, Aparicio 9, Mussina 7 and Palmeiro 3.



BALTIMORE ORIOLES RECORDS 1954 THRU 2013

GENERAL CLUB RECORDS

Record	Total	Dates/Season	Notes
Longest Win Streak	14	August 12-27, 1973	
		September 20, 1970-April 10, 1971	
Longest Win Streak, Season	14	August 12-27, 1973	
Longest Home Win Streak	12	July 16-August 10, 1969	
Longest Road Win Streak	11	May 31-June 20, 1978	
Longest Losing Streak*	21	April 4-28, 1988	
Longest Home Losing Streak	11	August 22-September 7, 2007	
Longest Road Losing Streak	13	April 8-28, 1988	
Longest losing streak by day of week	15	Sundays, April 13-July 20, 2008	
Most Consecutive Wins, Start of Season	5	April 7-11, 1970	
Most Consecutive Losses, Start of Season-\$	21	April 4-28, 1988	
Most Consecutive Losses, End of Season	12	September 18-29, 2002	
Longest Game, By Innings	19	June 4, 1967	vs. WAS, 7-5 win
Longest Extra Inning Game, By Time	6:54	September 20, 2013	TB 5, BAL 4 (18 inn)
Longest 9 Inning Game, By Time-\$	4:22	September 5, 1997	BAL 13, NYY 9
Longest 9 Inning Home Game, By Time	4:21	April 30, 1996	NY 13, BAL 10
Shortest Game, By Time	1:32	September 26, 1962	BAL-3, KC-0
Most Players, Game	24	September 7, 1958	vs. BOS (10 Inn)
Most Players, Game, Both Clubs	49	September 20, 2013	at TB (18 inn)
Most Wins vs One Club, Season	16	1960	vs. BOS
		1957	vs. KC
Most Wins vs One Club, Season, since expansion	15	1963	vs. WAS
		1966	vs. NYY
		1973	vs. MIL
Most Consecutive Wins vs One Club-\$	23	May 10, 1969-August 2, 1970	vs. KC
Most Losses vs One Club, Season	19	1955	vs. NYY
		1954 & '55	vs. CLE
Most Consecutive Losses vs. One Club, Season	16	May 21-September 6, 1954	vs. CLE
Most Night Games Won, Season-\$	79	1980	
Most Games, Season	163	1961, '64, '82, '96 & 2003	
Most One-Run Games, Season	63	1978	
Most One-Run Wins, Season*	40	1970 & '74	
Most One-Run Losses, Season	35	1991	
Most One & Two-Run Games, Season	97	1978	
Most One & Two-Run Wins, Season	60	1970	
Most Extra Inning Games, Season	27	1957	
Most Extra Inning Wins, Season	16	1970, 2012	
Most Extra Inning Losses, Season	13	1962	
Most Home Wins, Season	60	1969	
Fewest Home Wins, Season (162 Game Schedule)	30	2001	
Most Road Wins, Season	52	1997	
Fewest Road Wins, Season (162 Games)-\$\$	20	1988	
Most Doubleheader Sweeps, Season	9	1965	
Most Wins, Home Stand	11 (3x)	last in 1978	11-4
Most Wins, Road Trip	12	June 15-30, 1966	12-5
Most Losses, Home Stand	13	July 26-August 15, 1955	8-13
Most Losses, Road Trip	19	July 5-25, 1954	3-19
Longest Road Trip, Games	22	May 27-June 16, 1957	11-11
		July 24-August 12, 1956	8-14
		July 5-25, 1954	3-19

* = MLB Record, \$ = ML Record, \$\$ = Tied ML Record

ALL-TIME ROSTER 1954 THRU 2013 (60 SEASONS)

MANAGERS (19)	UNIFORM	DOB	BIRTHPLACE	RESIDENCE
ALTOBELLI, Joe ('83-'85)	26	05/26/32	Detroit, MI	Rochester, NY
BAUER, Hank ('64-'68)	42	07/31/22	E. St. Louis, IL	Died 2/9/07 (84)
DYKES, Jimmy ('54)	25	11/10/96	Philadelphia, PA	Died 6/15/76 (79)
JOHNSON, Davey ('96-'97)	15	01/30/43	Orlando, FL	Winter Park, FL
HARGROVE, Mike ('00-'03)	30,21	10/26/49	Perryton, TX	Richfield, OH
HARRIS, Luman ('61)*	26	01/17/15	New Castle, AL	Died 11/11/96 (81)
HITCHCOCK, Billy ('62-'63)	45	07/31/16	Inverness, AL	Died 4/19/06 (89)
MAZZILLI, Lee ('04-'05)	13	03/25/55	Brooklyn, NY	Greenwich, CT
MILLER, Ray ('98-'99)	31	04/30/45	Takoma Park, MD	New Athens, OH
OATES, Johnny ('91-'94)	26	01/21/46	Sylva, NC	Died 12/24/04 (58)
REGAN, Phil ('95)	27	04/06/37	Otsego, MI	Byron Center, MI
RICHARDS, Paul ('55-'61)	12	11/21/08	Waxahachie, TX	Died 5/4/86 (77)
PERLOZZO, Sam ('05-'07)	2	03/04/51	Cumberland, MD	Tampa, FL
RIPKEN, Cal Sr. ('87-'88)	7	12/17/35	Aberdeen, MD	Died 3/25/99 (63)
ROBINSON, Frank ('88-'91)	20	08/31/35	Beaumont, TX	Bel Air, CA
SAMUEL, Juan ('10)*	11	12/09/60	San Pedro de Macoris, DR	Estero, FL
SHOWALTER, William Nathaniel "Buck" ('10-)	26	05/23/56	DeFuniak Springs, FL	Lutherville, MD
TREMBLEY, David ('07-'10)	47	11/31/51	Carthage, NY	Daytona Beach Shores, FL
WEAVER, Earl ('68-'82, '85-'86)	4	08/14/30	St. Louis, MO	Died 1/19/13 (82)
(* - Interim Manager)				
COACHES (86)	UNIFORM	DOB	BIRTHPLACE	RESIDENCE
ADAIR, Jimmy ('57-'61)	45	01/25/07	Waxahachie, TX	Died 12/9/82 (75)
ADAIR, Richard ('11-'13)	41	01/19/58	Spartanburg, SC	Woodruff, SC
ALLENSON, Gary ('10)	52	02/04/55	Culver City, CA	Cape Coral, FL
APPLING, Luke ('63)	41	04/02/09	High Point, NC	Died 1/3/91 (81)
BAMBERGER, George ('68-'77)	31	08/01/25	Staten Island, NY	Died 4/4/04 (78)
BAUER, Hank ('63)	42	07/31/22	E. St. Louis, IL	Died 2/9/07 (84)
BERNHARDT, Carlos ('98)	45	09/09/50	San Pedro de Macoris, DR	San Pedro de Macoris, DR
BIAGINI, Greg ('92-'94)	24	03/12/52	Chicago, IL	Died 10/3/03 (51)
BOKROS, Steve ('95)	43	09/03/36	Flint, MI	Died 12/29/10 (74)
BOSMAN, Dick ('92-'94)	27	02/17/44	Kenosha, WI	Tarpon Springs, FL
BRECHEN, Harry ('54-'67)	31	10/14/14	Broken Bow, OK	Died 1/17/04 (89)
BURFORD, Don ('88, '94)	2,13	02/02/37	Linden, TX	Sherman Oaks, CA
BUMBRY, Al ('95)	1	04/21/47	Fredericksburg, VA	Lutherville, MD
BUSBY, Jim ('61)	33,23,16	01/08/27	Kenedy, TX	Died 7/8/96 (69)
CASH, Dave ('05-'06)	30	06/11/48	Utica, NY	Odessa, FL
CASTRO, Bill ('12-'13)	57,39	03/29/52	Santiago, DR	Franklin, WI
CONNOR, Mark ('11)	52	05/27/49	Brooklyn, NY	Knoxville, TN
COTTIER, Chuck ('95)	15	01/08/36	Delto, CO	Edmonds, WA
CROWLEY, Terry ('85-'88, '99-'10)	10,48	02/16/47	Staten Island, NY	Parkton, MD
DATZ, Jeff ('10)	28	11/28/59	Camden, NJ	Wadsworth, OH
DEMPSEY, Rick ('02-'06)	24	09/13/49	Fayetteville, TN	West Lake Village, CA
DICKERSON, Bobby ('13-)	11	09/04/95	Laurel, MS	Laurel, MS
DOBSON, Pat ('96)	37	02/12/42	Depew, NY	Died 11/22/06 (64)
DOWN, Rick ('96-'98)	48	12/14/50	Wyandotte, MI	Las Vegas, NV
DUNN, Alan ('07-'10)	36	11/19/61	Gadsden, AL	Huntsville, AL
ELIA, Lee ('06)	3	07/16/37	Philadelphia, PA	Odessa, FL
ELLIS, Sammy ('00)	49	02/11/41	Youngstown, OH	Dade City, FL
ERMER, Cal ('62)	42	11/10/23	Baltimore, MD	Died 8/8/09 (85)
ETCHEBARREN, Andy ('96-'97)	13	06/20/43	Whittier, CA	Nokomis, FL
FERRARO, Mike ('93)	43	08/18/44	Kingston, TX	Coral Springs, FL
FLANAGAN, Mike ('95, '98)	46	12/16/51	Manchester, NH	Died 8/24/11 (59)
FOLEY, Marv ('99)	34	08/29/53	Stanford, KY	Sarasota, FL
FREY, Jim ('70-'79)	41	05/26/31	Cleveland, OH	Timonium, MD
GRAHAM, Brian ('00)	24	04/09/60	San Diego, CA	Rosford, OH
HALE, DeMario ('12-)	45	07/16/61	Chicago, IL	Orlando, FL
HARRIS, Luman ('55-'61)	26	01/17/15	New Castle, AL	Died 11/11/96 (81)
HART, John ('88)	47	07/21/48	Tampa, FL	Cleveland, OH
HENDRICKS, Elrod ('78-'05)	44	12/22/40	St. Thomas, Virgin Islands	Died 12/21/05 (64)
HOSCHET, Vern ('68)	41	04/01/22	Brunswick, NE	Died 6/11/07 (85)
HUNTER, Billy ('64-'71)	55	06/04/28	Punxsutawney, PA	Lutherville, MD
JACKSON, Al ('89-'91)	31	12/25/35	Waco, TX	Port St. Lucie, FL
JAUSS, David ('08-'09)	50	01/16/57	Chicago, IL	W. Roxbury, MA
JOHNSON, Darrell ('62)	36	08/25/28	Horace, NE	Ord, NE
KIRBY, Wayne ('11-)	23	01/22/64	Williamsburg, VA	Las Vegas, NV
KISON, Bruce ('99)	54	02/18/50	Pasco, WA	Bradenton, FL
KRANTZ, Richard ('08-'10)	39	09/15/58	San Rafael, CA	Glendale, AZ
LAU, Charlie ('69)	41	04/12/33	Romulus, MI	Died 3/18/84 (50)
LOLLAR, Sherman ('64-'67)	41	08/23/24	Durham, AR	Died 9/24/77 (53)
LOPES, Davey ('92-'94)	15	05/03/46	East Providence, RI	Providence, RI
MAY, Lee ('95)	14	03/23/43	Birmingham, AL	Cincinnati, OH
MAZZONE, Leo ('06-'07)	54	10/16/48	Keyser, WV	Atlanta, GA
MCCALL, Larry ('06)	51	09/08/52	Asheville, NC	Candler, NC
MCCRAW, Tom ('89-'91)	40	11/21/40	Malvern, AR	Port St. Lucie, FL
MEJIAS, Sam ('07)	50	05/09/50	Santo Domingo, DR	Santiago, DR
MENDOZA, Minnie ('88)	40	11/16/33	Havana, Cuba	Pineville, NC
MILLER, Ray ('78-'85, '97, '04-'05)	31,34	04/30/45	Takoma Park, MD	New Athens, OH
MOTTON, Curt ('89-'91)	21,43	09/24/40	Darnell, LA	Died 1/21/10 (69)
MURRAY, Eddie ('98-'01)	33	02/24/56	Los Angeles, CA	Canyon Country, CA
NARRON, Jerry ('93-'94)	31	01/05/56	Goldboro, NC	Goldboro, NC
NEWMAN, Jeff ('00)	55	09/11/48	Fl. Worth, TX	Danville, CA
OATES, Johnny ('89-'91)	26,46	01/21/46	Sylva, NC	Died 12/24/04 (58)





Baltimore ORIOLES

OLIVER, Tom ('54)	29	01/15/03	Montgomery, AL	Died 2/26/88 (85)
PERLOZZO, Sam ('96-'05)	2	03/04/51	Cumberland, MD	Tampa, FL
PRESLEY, Jim ('11-)	16	10/23/61	Pensacola, FL	Cantonment, FL
RANDOLPH, Willie ('11)	13	07/06/54	Holly Hill, SC	Franklin Lakes, NJ
RIPKEN, Cal Sr. ('76-'86, '89-'92)	7, 47	12/17/35	Aberdeen, MD	Died 3/25/99 (63)
ROBINSON, Brooks (77)	5	05/18/37	Little Rock, AR	Marriottsville, MD
ROBINSON, Eddie ('57-'59)	37	12/15/20	Paris, TX	Fl. Worth, TX
ROBINSON, Frank ('78-'80, '85-'87)	20	08/31/35	Beaumont, TX	Bel Air, CA
ROWE, Ken ('85-'86)	42, 31	12/31/33	Ferndale, MI	Died 11/22/12 (78)
ROWE, Ralph ('81-'84)	54	07/14/24	Newberry, SC	Died 2/29/96 (71)
RUSSELL, John ('11-)	77	01/05/61	Oklahoma City, OK	Bradenton, FL
SAMUEL, Juan ('07-'10)	11	12/09/60	San Pedro de Macoris, DR	Eslero, FL
SCARBOROUGH, Ray ('68)	48	07/23/17	Mt. Gilead, NC	Died 7/1/82 (64)
SHELBY, John ('08-'10)	38	02/23/58	Lexington, KY	BERKIN, Jason ('09-'12), RHP
SKAFF, Frank ('54)	30	09/30/13	LaCrosse, WI	BERRIO, Geronimo ('97), OF, R-R
STALLER, George ('62, '68-'75)	48, 41	04/01/16	Rutherford Heights, PA	BERRY, Connie Neil ('54), IF, R-R
STARRETTE, Herm ('88)	31	11/20/38	Statesville, NC	BESANA, Fred ('56), LHP
STEARNS, John ('96-'97)	18	08/21/51	Denver, CO	BETEMIT, Wilson ('12-'13), INF/DH, S-R
TREBELHORN, Tom ('01-'07)	26, 49, 55	01/27/48	Portland, OR	BICKFORD, Vern ('54), RHP
TREMBLEY, David ('07)	47	11/31/51	Carthage, NY	BIERD, Randall ('08-), RHP
VINCENT, Al ('55-'59)	30	12/23/06	Birmingham, AL	BIGBIE, Larry ('01-'05), OF, L-L
WEAVER, Earl ('84)	4	08/11/80	St. Louis, MO	BIRKINS, Kurt ('06-'07), LHP
WILEY, Mark ('87, '01-'04)	31, 34	02/28/48	Toronto, Ontario, CAN	BIRNER, Werner 'Babe' ('56), RHP
WILLIAMS, Jimmy ('81-'87)	40	05/15/26	Akron, OH	BLAIR, Paul ('64-'78), OF, R-R
WOODLING, Gene ('64-'67)	14	08/16/22		BLAKE, Casey ('01), IF, R-R

PLAYERS (965)	UNIFORM	DOB	BIRTHPLACE	RESIDENCE
AASE, Don ('85-'88), RHP	41	09/08/54	Orange, CA	Yorba Linda, CA
ABRAMS, Cal ('54-'55), OF, L-L	18	03/02/24	Philadelphia, PA	Died 2/25/97 (72)
ABREU, Winston ('06), RHP	40	04/05/77	Cotuit, RI	Greenville, SC
ACCARDO, Jeremy ('11), RHP	37	12/08/81	Mesa, AZ	Gilbert, AZ
ADAIR, Jerry ('58-'66), 2B, R-R	6, 20, 8, 7	12/17/36	Sand Springs, OK	Died 5/31/87 (50)
ADAMS, Bobby ('56), IF, R-R	5	12/14/21	Tuolumne, CA	Died 2/13/97 (75)
ADAMS, Ryan ('11-) INF, R-R	6	04/21/87	New Orleans, LA	Mandeville, LA
ADAMSON, Mike ('67-'69), RHP	17	09/13/47	San Diego, CA	Moorpark, CA
AINSWORTH, Kurt ('03-'05), RHP	29	09/09/78	Baton Rouge, LA	Baton Rouge, LA
ALBERS, Matthew ('08-'10), RHP	34, 37	01/20/83	Houston, TX	Sugar Land, TX
ALDRICH, Jay ('90), RHP	58	04/14/61	Alexandria, VA	Cudahy, WI
ALEXANDER, Bob ('55), RHP	37	08/07/22	Vancouver, BC	Died 4/7/93 (70)
ALEXANDER, Doyle ('72-'76), RHP	13	09/04/50	Cordova, AL	Arlington, TX
ALEXANDER, Manny ('92-'96), IF, R-R	1, 48, 6	03/20/71	San Pedro de Macoris, DR	San Pedro de Macoris, DR
ALOMAR, Roberto ('96-'98), 2B, S-R	12	02/05/68	Ponce, PR	Bradenton, FL
AMARAL, Rich ('90-'00), OF, R-R	6	04/01/62	Visalia, CA	Huntington Beach, CA
ANDERSON, Brady ('88-'01), OF, L-L	9, 16	01/18/64	Silver Spring, MD	Glendale, CA
ANDERSON, John ('60), RHP	18	11/23/32	St. Paul, MN	Browning, MT
ANDERSON, Mike ('78), OF, R-R	39	06/22/51	Florence, SC	Florence, SC
ANDINO, Robert ('09-), INF, R-R	12	04/25/84	Miami, FL	Miami, FL
ANGLE, Matt ('11-), OF, L-R	38	09/10/85	Columbus, OH	Columbus, OH
APARICIO, Luis ('63-'67), SS, R-R	11	04/29/34	Maracaibo, Venezuela	Barquisimeto, Venezuela
AQUINO, Greg ('08), RHP	35	01/11/78	Palenque, DR	Chandler, AZ
ARNOIN, Danny ('06), C, R-R	9	07/08/74	Ville Platte, LA	McKinney, TX
ARNOLD, Tony ('86-'87), RHP	57	05/03/59	El Paso, TX	Irvine, CA
ARRIETA, Jake ('10-'13), RHP	57, 34	03/06/86	Farmington, MO	Austin, TX
ASENCIO, Jairo ('13), RHP	63	05/30/83	San Cristobal, Dom Rep	San Cristobal, Dom Rep
ATKINS, Garrett ('10), 1B, R-R	25	12/12/79	Orange, CA	Irvine, CA
ATKINS, Mitch ('11), RHP	39	10/01/85	Summit, NC	Browns Summit, NC
AUBREY, Michael ('09), 1B, L-L	9	04/15/82	Shreveport, LA	Shreveport, LA
AVERY, Xavier ('12-'13), OF, L-L	70	01/01/90	Atlanta, GA	Tampa, FL
AVILA, Bobby ('59), 2B, R-R	8	04/02/24	Veracruz, Mexico	Died 10/26/04 (80)
AYALA, Benny ('79-'84), OF, R-R	27	02/07/51	Yauco, PR	Toa Baja, PR
AYALA, Luis ('12-'13), RHP	38	01/12/78	Los Mochis, MX	Chandler, AZ
BAEZ, Dany's ('07-), RHP	28	09/10/77	Pinar del Rio, Cuba	Miami, FL
BAILOR, Bob ('75-'76), IF, R-R	21	07/10/51	Connellsville, PA	Palm Harbor, FL
BAINES, Harold ('93-'95, '97-'00), DH, L-L	3, 10	03/15/59	St. Michaels, MD	St. Michaels, MD
BAKER, Frank ('73-'74), IF, L-R	15	10/29/46	Meridian, MS	Meridian, MS
BAKO, Paul ('07), C, L-R	9	06/20/72	Lafayette, LA	Lafayette, LA
BALDWIN, James ('05), RHP	19, 23	07/15/71	Southern Pines, NC	Pinehurst, NC
BALE, John ('01), LHP	49	05/22/74	Cheverly, MD	Crestview, FL
BALLARD, Jeff ('87-'91), LHP	29, 34	08/13/63	Billings, MT	Billings, MT
BAMBERGER, George ('59), RHP	16	08/01/25	Staten Island, NY	Died 4/4/04 (78)
BARBER, Steve ('60-'67), LHP	29, 13	02/22/39	Takoma Park, MD	Died 2/4/07 (67)
BARBERIE, Bret ('95), 2B, S-R	2	08/16/67	Long Beach, CA	Saugus, CA
BARKER, Ray Buddy ('60), 1B, L-R	44	03/12/36	Martinsburg, WV	Martinsburg, WV
BARNOWSKI, Ed ('65-'66), RHP	38	08/23/43	Scranton, PA	Chanhasen, MN
BASS, Brian ('08-), RHP	59	01/06/82	Reisterstown, MD	Reisterstown, MD
BASS, Kevin ('95), OF, S-R	17	05/12/59	Redwood City, CA	Sugar Land, TX
BATISTA, Tony ('01-'03) 3B, R-R	10	12/09/73	Puerto Plata, DR	Coral Springs, FL
BAUER, Rick ('01-'05), RHP	56, 30	01/10/77	Garden Grove, CA	Boise, ID
BAUTISTA, Denny ('04), RHP	49	08/23/80	Sanchez, DR	Santo Domingo, DR
BAUTISTA, Jose ('04), IF, R-R	14	10/19/80	Santo Domingo, DR	Bradenton, FL
BAUTISTA, Jose ('86-'91), RHP	48	07/24/64	Bani, DR	Cooper City, FL
BAYLOR, Don ('70-'75), OF, R-R	23, 25	06/28/49	Austin, TX	Austin, TX
BEAMON, Charlie ('56-'58), RHP	27, 43	12/15/34	East Palo Alto, CA	Died 2/17/03 (23)
BECHEMER, Steve ('02-), RHP	51	11/18/79	Medford, OR	Cape Coral, FL
BECKER, Rich ('90), OF, L-L	18	02/01/72	Aurora, IL	Navan, Ontario, CAN
BEDARD, Erik ('02-'07), LHP	57, 45	03/06/79	Angleton, TX	Oakhurst, TX
BEENE, Fred ('68-'70), RHP	50, 33	11/24/42		

RECORDS & HISTORY

BELANGER, Mark ('65-'81), SS, R-R	7, 33	06/08/44	Pittsfield, MA	Died 10/6/98 (54)
BELFIORE, Mike ('13-), LHP	65	10/03/88	Comstock, NY	
BELL, Eric ('85-'87), LHP	47, 45	10/27/63	Modesto, CA	Chandler, AZ
BELL, Josh ('10-), INF, S-R	25	11/13/86	Rockford, IL	Phoenix, AZ
BELL, Juan ('89-'91), SS, S-R	11	03/29/68	San Pedro de Macoris, DR	San Pedro de Macoris, DR
BELL, Rob ('07), RHP	30	01/17/77	Newburgh, NY	Tampa, FL
BELLE, Albert ('99-'03), OF, R-R	88	08/25/66	Shreveport, LA	Shreveport, LA
BENIQUEZ, Juan ('86), OF, R-R	12	05/13/50	San Sebastian, PR	Carolina, Puerto Rico
BENITEZ, Armando ('94-'98), RHP	64, 49	11/03/72	Ramon Santana, DR	San Pedro de Macoris, DR
BENNETT, Joel ('98), RHP	28	01/31/70	Binghamton, NY	Windsor, NY
BENSON, Kris ('06-'07), RHP	34	11/07/74	Superior, WI	Atlanta, GA
BERGESEN, Bradley ('09-'12), RHP	64, 35	09/25/85	Fairfield, CA	Fairfield, CA
BERKEN, Jason ('09-'12), RHP	49	11/27/83	DePere, WI	Atlanta, GA
BERRIO, Geronimo ('97), OF, R-R	10, 29	03/18/65	Santo Domingo, DR	Coral Springs, FL
BERRY, Connie Neil ('54), IF, R-R	2	01/11/22	Kalamazoo, MI	Kalamazoo, MI
BERTAINA, Frank ('64-'67, '69), LHP	18, 40, 23	04/14/44	San Francisco, CA	Died 3/3/10 (65)
BESANA, Fred ('56), LHP	38, 27	04/05/31	Lincoln, CA	Roseville, CA
BETEMIT, Wilson ('12-'13), INF/DH, S-R	24	11/02/81	Santo Domingo, DR	Santo Domingo, DR
BICKFORD, Vern ('54), RHP	24	08/17/20	Heller, KY	Died 5/6/60 (39)
BIERD, Randall ('08-), RHP	51	03/14/84	Santo Domingo, DR	Santo Domingo, DR
BIGBIE, Larry ('01-'05), OF, L-L	3	11/04/77	Hobart, IN	Centerville, MD
BIRKINS, Kurt ('06-'07), LHP	56, 25	08/11/80	West Hills, CA	West Hills, CA
BIRNER, Werner 'Babe' ('56), RHP	41	07/04/28	Buffalo, NY	Died 11/19/13 (85)
BLAIR, Paul ('64-'78), OF, R-R	6, 33	02/01/44	Cushing, OK	Died 12/26/13 (69)
BLAKE, Casey ('01), IF, R-R	61	08/23/73	Indianola, IA	Indianola, IA
BLEFARY, Curt ('65-'68), OF, L-R	3	07/05/43	Brooklyn, NY	Died 1/28/01 (57)
BLYZKA, Mike ('54), RHP	34	12/25/28	Hamtramck, MI	Died 10/13/04 (75)
BODDICKER, Mike ('80-'88), RHP	52	08/23/57	Cedar Rapids, IA	Overland Park, KS
BOLTON, Tom ('94), LHP	21	05/06/62	Nashville, TN	Nashville, TN
BONES, Ricky ('99), RHP	25	04/17/69	Salinas, PR	Pembroke Pines, FL
BONILLA, Bobby ('95-'96), OF-3B, S-R	26	02/23/63	New York, NY	Sarasota, FL
BONILLA, Juan ('86), 2B, R-R	3	02/12/56	Santurce, Puerto Rico	Crestview, FL
BONNER, Bob ('80-'83), SS, R-R	2	08/12/56	Uvalde, TX	Decatur, AL
BOONE, Dan ('90), LHP	37	01/14/54	Long Beach, CA	El Cajon, CA
BORDI, Rich ('86), RHP	42	04/18/59	San Francisco, CA	Rohnert Park, CA
BORDICK, Mike ('97-'00, '01-'02), SS, R-R	14	07/21/65	Marquette, MI	Ruxton, MD
BORKOWSKI, Dave ('04), RHP	61	02/07/77	Detroit, MI	Holland, OH
BOROWSKI, Joe ('95), RHP	77	05/04/71	Bayonne, NJ	Scottsdale, AZ
BOSKIE, Shawn ('97), RHP	32	03/28/67	Hawthorne, NJ	Scottsdale, AZ
BOSWELL, Dave ('71), RHP	32	01/20/45	Baltimore, MD	Died 6/11/12 (67)
BOWENS, Sam ('63-'67), OF, R-R	16, 14	03/23/39	Wilmington, NC	Died 3/28/03 (64)
BOWERS, Brent ('96), OF, L-R	30	05/02/71	Bridgeview, IL	Mokena, IL
BOYD, Bob ('56-'60), 1B, L-L	1, 9, 15	10/01/19	Potts Camp, MS	Died 9/7/04 (84)
BRABENDER, Gene ('66-'68), RHP	32	08/16/41	Madison, WI	Died 12/27/96 (55)
BRADFORD, Chad ('07-'08), RHP	52, 53	09/14/74	Jackson, MS	Raymond, MS
BRADLEY, Phil ('89-'90), OF, R-R	1, 16	03/11/59	Bloomington, IN	Columbia, MO
BRANDT, Jackie ('60-'65), OF, R-R	25	04/28/34	Omaha, NE	Sanford, FL
BREA, Leslie ('00-'01), RHP	45	10/12/78	San Pedro de Macoris, DR	Phoenix, AR
BREEDING, Marv ('60-'62), 2B, R-R	1	03/08/34	Decatur, AL	Died 12/31/06 (72)
BRIDEWESER, Jim ('54, '57), IF, R-R	2, 40	02/13/27	Lancaster, OH	Died 8/25/89 (62)
BRILES, Nellie ('77-'78), RHP	55, 34	08/05/43	Dorris, CA	Died 2/13/05 (61)
BRITTON, Chris ('06), RHP	52	12/16/82	Hollywood, FL	Plantation, FL
BRITTON, Zach ('11-), LHP	53	12/22/87	Panorama City, CA	Weatherford, TX
BROCK, Chris ('02), RHP	45	02/05/71	Orlando, FL	Altamonte Springs, FL
BROWER, Mike ('02), RHP	38	12/29/72	Edina, MN	Sarasota, FL
BROWN, Dick ('63-'65), C, R-R	10	01/17/35	Shinnston, WV	Died 4/12/70 (35)
BROWN, Hal Skinny ('55-'62), RHP	28	12/11/24	Greensboro, NC	Greensboro, NC
BROWN, Jarvis ('95), OF, R-R	32	09/26/67	Waukegan, IL	Mt. Zion, IL
BROWN, Kevin ('95), RHP	41	03/14/65	McIntyre, GA	Macon, GA
BROWN, Larry ('73), IF, R-R	21	03/01/40	Wellington, WV	Wellington, WV
BROWN, Mark ('84), RHP	21	07/13/59	Bellevue, VA	Blue Springs, MO
BROWN, Marty ('90), IF, R-R	28	01/23/63	Lawton, OK	Sarasota, FL
BRUNET, George ('63), LHP	28	06/08/35	Houghton, MI	Died 10/25/91 (56)
BUFOOD, Damon ('93-'95), OF, R-R	18	06/12/70	Baltimore, MD	Chandler, AZ
BUFOOD, Don ('68-'72), OF, S-R	9	02/02/37	London, TX	Sherman Oaks, CA
BURKICH, Ryan ('08), RHP	23	05/13/78	Naperville, IL	Brandon, MS
BUMBRY, Al ('72-'84), OF, L-R	1	04/21/47	Fredericksburg, VA	Lutherville, MD
BUNDY, Dylan ('12-), RHP	49	11/15/92	Tulsa, OK	Sperry, OK
BUNKER, Wally ('63-'68), RHP	27, 35	01/25/45	Seattle, WA	Olathe, SC
BURKE, Leo ('58-'59), IF-OF, R-R	19, 23	05/06/34	Hagerstown, MD	Riner, VA
BURLESON, Rick ('87), IF, R-R	17	04/29/51	Lynnwood, CA	La Habra Hgts, CA
BURNETT, Alex ('13), RHP	68	07/26/87	Anaheim, CA	Westminster, CA
BURNSIDE, Pete ('63), LHP	20	07/02/30	Evansville, IL	Wilmette, IL
BURRES, Brian ('06-), LHP	56	04/08/81	Oregon City, OR	Clackamas, OR
BUSBY, Jim ('57-'58, '60-'61), OF, R-R	23, 33, 16	01/08/27	Kenedy, TX	Died 7/8/96 (69)
BUZHARDT, John ('67), RHP	30	08/17/36	Prosperity, SC	Died 6/15/08 (71)
BYNUM, Freddie ('07-), IF-OF, L-R	3	03/15/80	Wilson, NC	Stantonburg, NC
BYRD, Harry ('55), RHP	24	02/03/25	Darlington, SC	Died 5/14/85 (60)
BYRDAK, Tim ('05-'06) LHP	40	10/31/73	Lockport, IL	Lockport, IL
BYRNES, Eric ('05) OF, R-R	15	02/16/76	Redwood City, CA	Half Moon Bay, CA
CABELL, Enos ('72-'74), IF, R-R	24	10/08/49	Fl. Riley, KS	Missouri City, TX
CABRERA, Daniel ('04-), RHP	35	05/28/81	San Pedro de Macoris, DR	San Pedro de Macoris, DR
CABRERA, Fernando ('07-'08), RHP	23	11/16/81	Toa Baja, Puerto Rico	Toa Baja, Puerto Rico
CALZADO, Napoleon ('05) OF, R-R	37	02/03/77	Santo Domingo, DR	Santo Domingo, DR
CAREY, Paul ('93) 1B, L-R	88	01/08/68	Boston, MA	Boston, MA
CARRASCO, Hector ('03), RHP	17	10/22/69	San Pedro de Macoris, DR	San Pedro de Macoris, DR
CARRASQUEL, A. Chico ('95), SS, R-R	17	01/23/26	Caracas, Venezuela	Died 5/26/05 (79)
CARREON, Camilo ('66), C, R-R	35	08/06/37	Colton, CA	Died 9/2/87 (50)



Baltimore ORIOLES

CARTER, Joe ('98), OF, R-R	29	03/07/60
CASANOVA, Raul ('02), C, R-R	17	08/23/72
CASILLA, Alexi ('13), INF, S-R	12	07/20/84
CASIMIRO, CARLOS ('00), IF, R-R	36	11/08/76
CASTILLO, Alberto ('07), C, R-R	18	02/10/70
CASTILLO, Alberto ('08), LHP	23, 53	05/07/75
CASTLEMAN, Foster ('58), IF, R-R	8	01/01/31
CASTRO, Bernie ('05), INF, S-R	64	07/14/79
CASTRO, Juan ('08), INF, R-R	2	06/20/72
CAUSEY, Wayne ('55-'57), IF, L-R	39, 33	12/26/36
CECCARELLI, Art ('57), LHP	16	04/02/30
CHAKALES, Bob ('54), RHP	20	08/10/27
CHARLTON, Norm ('98), LHP	37	01/06/63
CHAVEZ, Endy ('12), OF, L-L	27, 9	02/07/78
CHAVEZ, Raul ('06), C, R-R	36	03/18/73
CHEN, Bruce ('04-'06), LHP	64, 27	06/19/77
CHEN, Wei-Yin ('12), LHP	16	07/21/85
CHERRY, Rocky ('07-'08), RHP	38	08/19/79
CHEVEZ, Tony ('77), RHP	45	06/20/54
CHISM, Tom ('79), 1B, L-L	45	05/09/55
CIMOLI, Gino ('64), OF, R-R	20	12/18/29
CINTRON, Alex ('08), INF, S-R	13	12/17/78
CLARK, Howie ('02-'06), IF, L-R	87	02/13/74
CLARK, Terry ('95), RHP	36	10/10/60
CLARK, Walt ('98-'00), 1B, L-L	12, 23	03/13/64
CLARK, Zach ('13), RHP	64	07/11/83
CLEMENTS, Pat ('92), LHP	29	02/02/62
CLEVENGER, Steve ('13), C, L-R	45	04/05/86
CLYBURN, Danny ('97-'98), OF, R-R	37, 41	04/06/74
COAN, Gil ('54-'55), OF, L-R	16, 21	05/18/22
COFFIE, Ivanon ('00), 3B, L-R	29	05/16/77
COGGINS, Richie ('72-'74), OF, L-L	2	12/07/50
COLEMAN, Joe ('54-'55), RHP	35	07/30/22
COLEMAN, Walter 'Rip' ('59-'60), LHP	35	07/31/31
CONINE, Jeff ('99-'03), 1B-OF, R-R	18, 19	06/27/66
CONNALLY, Fritz ('85), 3B, R-R	11	05/19/58
CONSUEGRA, Sandy ('56-'57), RHP	20, 21	09/03/20
COOK, Michael ('93), RHP	55, 63	08/14/63
COPPINGER, Rocky ('96-'99), RHP	27, 29	03/19/74
CORBETT, Doug ('87), RHP	23	11/04/52
CORBIN, Archie ('96), RHP	41	12/30/67
CORDOVA, Marty ('02-'04), OF, R-R	40	07/10/69
COREY, Mark ('79-'81), OF, R-R	15	11/03/55
CORMIER, Lance ('08), RHP	54	08/19/80
CORSI, Jim ('99), RHP	27	09/09/61
COURTNEY, Clint ('54-'60-'61), C, L-R	11, 10, 2	03/16/27
COX, Billy ('55), 3B, R-R	3	08/29/19
CRISCIONE, Dave ('77), C, R-R	40	09/21/51
CROWLEY, Terry ('69-'73, '76-'82), 1B-OF, L-L	37, 11, 10	02/16/47
CRUZ, Deivi ('03), IF, R-R	11	11/06/72
CRUZ, Todd ('83-'84), 3B, R-R	10	11/23/55
CUBILLAN, Darwin ('04), RHP	64	11/15/72
CUELLAR, Mike ('69-'75), LHP	35	05/08/37
CUMMINGS, Mike ('05), OF, R-R	3	10/14/71
CUST, Jack ('03-'04), OF, L-R	39	01/16/78
DAL, Omar ('03-'04), LHP	14	02/23/72
DAGRES, Angelo ('55), OF, L-L	34, 5, 20	08/22/34
DALRYMPLE, Clay ('69-'71), C, L-R	3	12/03/36
DAUER, Rich ('76-'85), 2B, R-R	44, 25	07/27/52
DaVANON, Jerry ('71), IF, R-R	2	08/21/45
DAVIS, Blake ('11-), INF, L-R	28	12/22/83
DAVIS, Chris ('11-), INF, L-R	19	03/17/86
DAVIS, Eric ('97-'98), OF, R-R	24	05/29/62
DAVIS, George Storm ('82-'86, '92), RHP	39, 34	12/26/61
DAVIS, Glenn ('91-'93), 1B, R-R	37	03/28/61
DAVIS, Tommy ('72-'75), DH, R-R	36, 12	03/21/39
DAVIS, Tommy ('99), C, R-R	23	05/21/73
DAVIS, Wallace Butch' ('88-'89), OF, R-R	25, 46	06/19/58
DeCINCES, Doug ('73-'81), 3B, R-R	37, 11	08/29/50
DEDRICK, Jim ('95), RHP	55	04/04/68
DeJEAN, Mike ('04), RHP	47	09/28/70
DeLaROSA, Francisco ('91), RHP	56, 58	03/03/66
DeLEON, Luis ('87), RHP	47	08/19/57
DELLUCCI, David ('97), OF, L-L	26	10/31/73
DELOCK, Ike ('63), RHP	14	11/11/29
DEMPSEY, Rick ('76-'86, '92), C, R-R	24	09/13/49
DeSHIELDS, Delino ('99-'01), 2B-OF, S-R	11	01/15/69
DESILVA, John ('95), RHP	45	09/30/67
DEVEREAUX, Mike ('89-'94, '96), OF, R-R	12, 10	04/10/63
DEVAREZ, Cesar ('95-'96), C, R-R	59, 29	09/22/69
DICKERSON, Chris ('13), OF, L-L	36	08/10/82
DIERING, Chuck ('54-'56), OF, R-R	32	02/05/23
DILLARD, Gordon ('88), LHP	43	05/20/64
DILLMAN, Bill ('67), RHP	45	05/28/45
DIMMEL, Mike ('77-'78), OF, R-R	36	10/18/54
DIXON, Ken ('84-'87), RHP	39	10/17/60
DOBSON, Pat ('71-'72), RHP	39	02/12/42
DODD, Tom ('86), DH-PH, R-R	25	08/15/58

Oklahoma City, OK	Leawood, KS
Humacao, Puerto Rico	Patillas, PR
San Cristobal, DR	San Cristobal, DR
San Pedro de Macoris, DR	Miami, FL
San Juan de la Maguana, DR	Santo Domingo, DR
Havana, Cuba	Bakersfield, CA
Nashville, TN	Cincinnati, OH
Villa Vasquez, DR	Santiago, DR
Los Mochis, Mexico	Peoria, AZ
Ruston, LA	Ruston, LA
New Haven, CT	Died 7/12/12 (82)
Asheville, NC	Died 2/18/10 (82)
Fort Polk, LA	Bellevue, WA
Valencia, VZ	Valencia, VZ
Merida, Venezuela	Valencia, Venezuela
Panama City, Panama	Surprise, AZ
Kaohsiung City, Taiwan	Keelung City, Taiwan
Dallas, TX	Plano, TX
Telica, Nicaragua	Merced, CA
Chester, PA	Chester, PA
San Francisco, CA	Died 2/12/11 (81)
Humacao, Puerto Rico	Yabucoa, PR
San Diego, CA	North Bend, WA
Los Angeles, CA	Fountain, CA
New Orleans, LA	Prairieville, LA
Wilmington, DE	Princeton, NJ
Chico, CA	Chico, CA
McCloud, CA	Brooklyn, MD
Baltimore, MD	Died 2/7/12 (37)
Lancaster, SC	Brevard, NC
Monroe, NC	Curacao, Netherland Antilles
Coffie, Ivanon ('00), 3B, L-R	Indianapolis, IN
Medford, MA	Died 4/9/97 (74)
Troy, NY	Died 5/14/04 (72)
Tacoma, WA	Arlington, TX
Bryan, TX	Potterville, Cuba
Charleston, SC	Charleston, SC
El Paso, TX	El Paso, TX
Sarasota, FL	Jacksonville, FL
Beaumont, TX	Las Vegas, NV
Las Vegas, NV	Tucuman, NM
Lafayette, LA	Kenner, LA
Newton, MA	Tuscaloosa, AL
Hall Summit, LA	Newport, MA
Newport, PA	Died 3/30/78 (58)
Dunkirk, NY	Fredonia, NY
Staten Island, NY	Parkman, MD
Nizao de Bani, DR	Nizao de Bani, DR
Highland Park, MI	Died 9/2/08 (52)
Bobure, Venezuela	Tampa, FL
Las Villas, Cuba	Died 4/2/10 (72)
St. Croix, Virgin Islands	Tarpon Springs, FL
Maracaibo, Venezuela	White House Station, NJ
Newburyport, MA	Weston, FL
Chico, CA	Byfield, MA
San Bernardino, CA	Gold Beach, CA
Oceanside, CA	Littleton, CO
Newport Beach, CA	Houston, TX
Longview, TX	Saloon, CA
Los Angeles, CA	Dallas, TX
Dallas, TX	Calabasas, CA
Jacksonville, FL	Jacksonville, FL
Columbus, GA	Alta Loma, CA
Memphis, AL	Semmes, AL
Williamston, NC	Garner, NC
Burbank, CA	Laguna Beach, CA
Los Angeles, CA	Portland, OR
Baton Rouge, LA	Castle Rock, CO
La Roma, DR	Died 1/6/11 (44)
Ponce, Puerto Rico	Ponce, Puerto Rico
Baton Rouge, LA	Baton Rouge, LA
Highland Park, MI	E. Naples, FL
Fayetteville, TN	West Lake Village, CA
Seaford, DE	Fairburn, GA
Fort Bragg, CA	Pinellas Park, FL
San Francisco de Macoris, DR	Marina Del Rey, CA
Hollywood, CA	Died 11/23/12 (89)
St Louis, MO	Salinas, CA
Salinas, CA	Trenton, NJ
Alburt Lee, MN	Coppell, TX
Baltimore, MD	Died 11/22/06 (64)
Decatur, AL	Decatur, AL

DORISH, Harry ('55-'56), RHP	23	07/13/21
DOUGLASS, Sean ('01-'03), RHP	47	04/28/79
DOYNE, Cory ('07-), RHP	52	08/13/81
DRABEK, Doug ('98), RHP	15	07/25/62
DRABOWSKY, Moe ('66-'68, '70), RHP	25	07/21/35
DRAGO, Dick ('77), RHP	37	06/25/45
DRISKILL, Travis ('02-'03), RHP	49	08/01/71
DROPO, Walt ('59-'61), 1B, R-R	37, 17	01/30/23
DUBOSE, Eric ('02-'06), LHP	59, 28	05/15/76
DUKES, Tom ('71), RHP	36	08/31/42
DUNCAN, Dave ('75-'76), C, R-R	9, 25	09/26/45
DUREN, Ryne ('54), RHP	36, 26	02/22/29
DURHAM, Joe ('54, '57), OF, R-R	12, 24, 27	07/31/31
DWYER, Jim ('81-'88), OF, L-L	28, 9	01/03/50
DYCK, Jim ('55-'56), OF, R-R	14	02/03/22
DYKHOFF, Radhames ('98), RHP	28	09/27/74
EATON, Adam ('09), RHP	24	11/23/77
EICHORN, Mark ('93-'94), RHP	38	11/21/60
EPSTEIN, Mike ('66-'67), 1B, L-L	1, 18, 4	04/04/43
ERICKSON, Scott ('95-'03), RHP	21, 19	02/02/68
ESTRADA, Chuck ('61), OF, R-R	10	08/09/31
ESTRADA, Chuck ('60-'64), RHP	23	02/15/38
ETCHEBARRREN, Andy ('62, '65-'75), C, R-R	8	06/20/43
EVANS, Dwight ('91), OF, R-R	24	11/03/51
EVELAND, Dana ('12), LHP	37	10/28/83
EVERS, Walter Hood ('55-'56), OF, R-R	17, 14	02/08/21
EXPOSITO, Luis ('12-'13), C, R-R	25, 59	01/20/87
EYRE, Willie ('11-), RHP	50	07/21/78
FAHEY, Brandon ('06-'08), IF, L-R	12	01/18/81
FARMER, Ed ('77), RHP	17	10/18/49
FALKENBORG, Brian ('99), RHP	51	01/18/78
FASANO, Sal ('05), C, R-R	26	08/10/71
FELDMAN, Scott ('13), RHP	34	02/07/83
FERNANDEZ, L. Chico ('68), IF, R-R	1	04/23/39
FERNANDEZ, Sid ('94-'95), LHP	50	10/12/62
FERRARESE, Don ('55-'57), LHP	30	06/19/29
FERRIS, Mike ('99), RHP	37	12/19/64
FIGGA, Mike ('99), C, R-R	13	07/31/70
FINIGAN, Jim ('59), 3B, R-R	33	08/19/28
FINLEY, Steve ('89-'90), OF, L-L	10	05/12/65
FIORIE, Mike ('68), 1B, L-L	30	10/11/44
FIORENTINO, Jeff ('05-'06, '09) OF, L-R	16, 70	04/14/83
FISHER, Eddie ('66-'67), RHP	28	07/16/36
FISHER, Jack ('59-'62), RHP	48, 22	03/04/39
FISHER, Tom ('67), RHP	46	04/04/42
FLAHERTY, Ryan ('12-), INF, L-R	3	07/27/86
FLANAGAN, Mike ('75-'87, '91-'92), LHP	46	12/16/51
FLINN, John ('78-'79, '82), RHP	37, 7	09/02/54
FLORIN, Jr. Pedro ('11-), INF, S-R	61	12/10/86
FLOYD, Bobby ('68-'70), IF, R-R	2	10/20/43
FOILES, Hank ('61), C, R-R	36	06/10/29
FORBES, P.J. ('98), INF, R-R	1	09/22/67
FORD, Dan ('82-'85), OF, R-R	15	05/19/62
FORD, Dave ('78-'81), RHP	59, 21	12/29/56
FORD, Wm ('12), OF, R-R	51	08/12/76
FORDYCE, Brook ('00-'03), C, R-R	26	05/07/70
FORNIELES, Mike ('56-'57), RHP	41	01/18/32
FOSTER, Kris ('01), RHP	36	08/30/74
FOX, Howie ('54), RHP	21	03/01/21
FOX, Jake ('10-), C-INF, R-R	47, 9	07/20/82
FRANCONA, Tito ('56-'57), OF-1B, L-L	19, 44	11/04/33
FRAZIER, Joe ('56), OF, L-R	2	10/06/22
FREED, Roger ('70), 1B-OF, R-R	13	06/02/46
FREEL, Ryan ('99), INF/OF, R-R	2	03/08/76
FREIRE, Alejandro ('05), 1B, R-R	23, 58	08/23/74
FRIDLEY, Jim ('54), OF, R-R	17	09/06/24
FROHWIRTH, Todd ('91-'93), RHP	49	09/28/62
FULLER, Jim ('73-'74), OF, R-R	18	11/28/50
FUSSELL, Chris ('98), RHP	52	05/19/76
GABINO, Armando ('10), RHP	41	08/31/83
GAINES, Joe ('63-'64), OF, R-R	6	11/22/36
GALLAGHER, Dave ('90), OF, R-R	35	09/20/60
GARCIA, Alfonso Kiko ('76-'80), IF, R-R	3	10/14/53
GARCIA, Freddy ('13), RHP	38	10/06/76
GARCIA, Jesse ('99-'00), IF, R-R	1, 15	09/24/73
GARCIA, Karim ('00, '04), OF, L-L	57, 47	10/29/75
GARCIA, Luis ('02), OF, R-R	9	09/22/75
GARCIA, Viniño Chico ('54), 2B, R-R	1	12/24/24
GARDNER, Billy ('56-'59), 2B, R-R	9	07/19/27
GARLAND, Wayne ('73-'76), RHP	17	10/26/50
GASTALL, Tom ('55-'56), C, R-R	10	06/13/32
GAUSMAN, Kevin ('13-), RHP	13	01/06/91
GENTILE, Jim ('60-'63), 1B, L-L	4	06/03/34
GERHART, Ken ('86-'88), OF, R-R	38	05/19/61
GIBSON, Jay ('01-), OF, 1B, L-L	25, 31	03/02/77
GIL, Gerarmino ('01-'06), C, R-R	60, 17, 9	08/07/75
GILLFORD, Paul ('67), LHP	33	11/12/45
GINSBERG, Myron Joe ('56-'60), C, L-R	22	10/11/26

RECORDS & HISTORY

Swoyersville, PA	Died 12/28/00 (79)
Lancaster, CA	Lancaster, CA
Tampa, FL	Lutz, FL
Victoria, TX	The Woodlands, TX
Ozanna, Poland	Died 6/10/06 (70)
Toledo, OH	Brooksville, FL
Omaha, NE	Round Rock, TX
Moscow, CT	Died 12/17/10 (87)
Bradenton, FL	Tuscaloosa, AL
Knoxville, TN	Aracadia, CA
Dallas, TX	CA Tucson, AZ
Cazenovia, WI	Died 1/6/11 (81)
Newport News, VA	Randallstown, MD
Evergreen Park, IL	Cape Coral, FL
Omaha, NE	Died 1/11/99 (76)
Paradise, Aruba	Oranjestad, Aruba
Seattle, WA	Snohomish, WA
San Jose, CA	Aptos, CA
Bronx, NY	Dana Point, CA
Playa Vista, CA	Playa Vista, CA
Boston, MA	Canyon County, CA
San Luis Obispo, CA	San Luis Obispo, CA
Whittier, CA	Nokomis, FL
Santa Monica, CA	Fort Myers, FL
Palmdale, CA	Palmdale, CA
St. Louis, MO	Died 1/25/91 (69)
Miami, FL	Miami, FL
Valley, CA	Estero, FL
Dallas, TX	Dallas, TX
Evergreen Park, IL	Calabasas, CA
Newport Beach, CA	Redmond, WA
Chicago, IL	Minooka, IL
Kailua, HI	Burlingame, CA
Havana, Cuba	Miami, FL
Honolulu, HI	Honolulu, HI
Oakland, CA	Apple Valley, CA
Van Nuys, CA	Chandler, AZ
Tampa, FL	Tampa, FL
Quincy, IL	Died 5/16/81 (52)
Union City, TN	Union City, TN
Brooklyn, NY	Brooklyn, NY
Pamlico Pines, FL	Manchesteer, NH
Shreveport, LA	Merced, CA
Frostburg, MD	Merced, CA
Cleveland, OH	La Romana, DR
Portland, ME	Hawthorne, CA
Manchester, NH	Richmond, VA
Merced, CA	Pittsburg, KS
La Romana, DR	Los Angeles, CA
Port St. Lucie, FL	Cleveland, OH
Virginia Beach, VA	Beaumont, TX
Wichita, KS	New London, CT
Benton, LA	Havana, Cuba
Fairview Park, OH	Died 2/11/98 (66)
Isle Terrace, NY	Vero Beach, FL
Stuart, FL	Riverdale, NJ
Died 2/11/98 (66)	Coburg, OR
Vero Beach, FL	Beech Grove, IN
Gilbert, AZ	Albuquerque, NM
Died 10/9/55 (34)	Liberty, NC
New Brighton, PA	Los Angeles, CA
Died 2/15/11 (88)	Jacksonville, FL
Died 1/9/96 (49)	Caracas, Venezuela
Died 12/22/12 (36)	Dayton, OH
Maracaibo, Zulia, Venezuela	Milwaukee, WI
Died 2/28/03 (78)	Bethesda, TX
New Berlin, WI	Padena, TX
Pasadena, TX	Oregon, OH
Oregon, OH	Santiago, Dom. Rep.
Santiago, Dom. Rep.	Bryan, TX
Oakland, CA	Trenton, NJ
Clarksville, NJ	Martinez, CA
Martinez, CA	Car



Baltimore ORIOLES

GOMEZ, Chris (05-07) INF, R-R	14	06/16/71	Los Angeles, CA
GOMEZ, Leo (90-95), IF, R-R	10,11	03/02/67	Canovanas, Puerto Rico
GONZALES, Rene Gonzo (87-90), IF, R-R	88	09/23/62	Austin, TX
GONZALEZ, Michael (10-), LHP	51	05/23/78	Robstown, TX
GONZALEZ, Miguel (12-), RHP	50	05/27/84	Guadalajara, MX
GOODMAN, Billy (57), IF-OF, L-R	10	03/22/26	Concord, NC
GOODWIN, Curtis (95), OF, L-L	28	09/30/72	Oakland, CA
GRAHAM, Dan (80-81), C-3B, L-R	37,41	09/07/54	Ray, AZ
GRAY, Ted (55), LHP	25	12/31/24	Detroit, MI
GREEN, Gene (60), OF-C, R-R	36	06/26/33	Los Angeles, CA
GREEN, Lenny (57-59, '64), OF, L-L	21,6	01/06/33	Detroit, MI
GREENE, Charlie (97-98), CA, R-R	34	01/23/71	Miami, FL
GREENE, Willie (98), OF, L-R	11	09/23/71	Milledgeville, GA
GREGG, Kevin (11-12), RHP	63	06/20/78	Corvallis, OR
GRICH, Bob (70-76), 2B, R-R	16,3	01/15/49	Muskegon, MI
GRIFFIN, Mike (87), RHP	42	06/26/57	Colusa, CA
GRIMSLEY, Jason (04-05), RHP	16,38	08/07/67	Cleveland, TX
GRIMSLEY, Ross (74-77, '82), LHP	39,48	01/07/50	Topeka, KS
GROOM, Buddy (00-04), LHP	27	07/10/65	Dallas, TX
GROSS, Wayne (84-85), 3B, L-R	14	01/14/52	Riverside, CA
GUERREIRO, Vladimir (11), DH, R-R	27	02/09/75	Nizao Bani, DR
GUILLEN, Ozzie (96), SS, L-R	13	01/20/64	Ocumare del Tuy, VEN
GUILIVER, Glenn (82-83), 3B, L-R	11	10/15/54	Detroit, MI
GUTHRIE, Jeremy (07-), RHP	46	04/08/79	Roseburg, OR
GUTIERREZ, Jackie (86-87), IF, R-R	11	06/27/60	Cartagena, Columbia
GUZMAN, Juan (38-39), RHP	57	10/28/66	Santo Domingo, DR
HABYAN, John (85-88), RHP	54,27	01/29/63	Bay Shore, NY
HADDIX, Harvey (64-65), LHP	30	09/18/25	Medway, OH
HAIRSTON, Jerry Jr. (98-04), 2B, R-R	13,15	05/29/76	Scottsdale, AZ
HALAMA, John (06), LHP	50	02/22/72	Brooklyn, NY
HALE, Bob (55-59), 1B, L-L	6,34,20,10	11/07/33	Sarasota, FL
HALL, Bill (12), INF/OF, R-R	37, 35	12/28/79	Tupelo, MS
HALL, Dick (61-66, '69-71), RHP	29	09/27/30	St. Louis, MO
HAMMEL, Jason (12-13), RHP	39	09/02/82	Greenville, SC
HAMMONDS, Jeffrey (93-98), OF, R-R	11	03/05/71	Plainfield, NJ
HAMRIC, Bert (58), OF-PH, L-R	20	03/01/28	Clarksburg, WV
HANEY, Larry (86-88), C, R-R	34	11/19/42	Charlottesville, VA
HANSEN, Ron (58-62), SS, R-R	3	04/05/38	Oxford, NE
HARDIN, Jim (67-71), RHP	44	08/06/43	Morris Chapel, TN
HARDY, J.J. (11-), SS, R-R	2	08/19/82	Tucson, AZ
HARLOW, Larry (75, '77-79), OF, L-L	51,34,6	11/13/51	Colorado Springs, CO
HARNISCH, Pete (88-90), RHP	42	09/23/66	Commack, NY
HARPER, Tommy (76), DH, R-R	12	10/14/40	Oak Grove, LA
HARRIS, Gene (95), RHP	29	12/05/64	Sebring, FL
HARRIS, Willie (01), OF, L-R	25,43,21	06/22/78	Cairo, GA
HARRISON, Bob (55-56), RHP	44	09/22/30	Carmel, IN
HARRISON, Roric (72), RHP	29	07/12/27	Mission Viejo, CA
HARSHMAN, Jack (58-59), LHP	36	02/17/58	Died 8/17/13 (86)
HART, Mike L. (87), OF, L-L	39	08/31/61	Milwaukee, WI
HARTLEY, Mike (95), RHP	28	11/02/53	Hawthorne, CA
HARTZELL, Paul (80), RHP	5	10/07/22	Bloomington, PA
HATTON, Grady (56), IF, L-R	31,47	11/17/59	Beaumont, TX
HAUVENS, Brad (85-86), LHP	23,32	12/21/72	Brighton, MI
HAWKINS, LaTroy (06), RHP	60,50	09/05/72	Gary, IN
HAYNES, Jimmy (95-96), RHP	37	09/01/59	La Grange, GA
HAZEWOOD, Drungo (80), OF, R-R	38	01/17/20	Mobile, AL
HEARD, Jehoshe (54), LHP	18	04/12/29	Atlanta, GA
HELD, Mel (56), RHP	12	03/25/32	Edon, OH
HELD, Woodie (66-67), IF-OF, R-R	35	12/15/70	Sacramento, CA
HELLING, Rick (03), LHP	10, 44	12/22/40	Devils Lake, ND
HENDRICKS, Elrod (68-72,73-76,78-79),C,L-R	27	06/23/74	St. Thomas, Virgin Islands
HENDRICKSON, Mark (09-11), LHP	53	04/23/81	Mt. Vernon, WA
HENN, Sean (09-), LHP	41	11/13/68	Fort Worth, TX
HENTGEN, Pat (01-03), RHP	63, 29	05/13/85	Detroit, MI
HERNANDEZ, David (09-10), RHP	3	11/06/59	Aledo, TX
HERNANDEZ, Leo (82-83, '85), 3B, R-R	2	06/26/84	Shelby Township, MI
HERNANDEZ, Luis (07-08), IF, S-R	55	05/27/76	Elk Grove, CA
HERNANDEZ, Ramon (06-), C, R-R	6	11/09/31	Edo Miranda, Venezuela
HERZOG, Dorel "Whitey" (61-62), OF, L-L	45,23	02/25/56	Quibor, Venezuela
HICKEY, Kevin (89-91), LHP	41	03/11/80	Caracas, Venezuela
HILL, Richard (09-), LHP	29,20	05/17/32	New Athens, IL
HOEFFT, Billy (59-62), LHP	71,25	03/05/90	Chicago, IL
HOES, L.J. (12-13), OF, R-R	47	12/30/82	Boston, MA
HOEY, Jim (06-07), RHP	11,17,23	03/20/65	Oshkosh, WI
HOILES, Chris (89-98), C, R-R	36	04/25/66	Washington, DC
HOLDSWORTH, Fred (76-77), RHP	51	11/29/59	Trenton, NJ
HOLMES, Darren (00), RHP	30	10/13/45	Bowling Green, OH
HOLTEN, Brian (89-90), RHP	44	10/16/49	Detroit, MI
HOLTZMAN, Ken (76), LHP	10,15	11/02/63	Asheville, NC
HOOD, Don (73-74), LHP	40	11/11/79	Hunt Valley, MD
HORN, Sam (90-92), 1B-DH, L-L	6,21	08/07/27	Grover, MO
HOUSE, J.R. (07), C, R-R	16	03/23/43	Estero, FL
HOUTTEMAN, Art (57), RHP	23	05/11/66	Birmingham, AL
HUBBARD, Bruce (68), RHP	9	01/27/71	Charleston, WV
HUBBARD, Trentad (00), OF, R-R	1	09/02/60	Detroit, MI
HUCKABY, Ken (04), C, R-R	51	01/07/87	Sarasota, FL
HUDLER, Rex (86), IF, R-R			Salinas, MO
HUDSON, Kyle (11-), OF, L-L			Chicago, IL



RECORDS & HISTORY

HUFF, Aubrey (07-09), 1B, L-R	17,19	10/20/76	Marion, OH
HUFFMAN, Phil (85), RHP	48	06/20/58	Freepport, TX
HUGHES, Keith (88), OF, L-L	35	09/12/63	Bryn Mawr, PA
HUGHES, John "Rhyme" (10-), 1B, L-L	40	09/09/83	Picayune, MS
HUISMANN, Mark (89), RHP	52	05/11/58	Lincoln, NE
HULETT, Tim (89-94), IF, R-R	36	01/12/60	Springfield, IL
HUNTER, Billy (54), SS, R-R	6	06/04/28	Punxsutawney, PA
HUNTER, Tommy (11-), RHP	29, 39	07/03/86	Indianapolis, IN
HUPPERT, Dave (83), C, R-R	32	04/01/57	Southgate, CA
HUSON, Jeff (95-96), IF, L-R	30	08/15/64	Scottsdale, AZ
HUTTO, Jim (75), C, R-R	33	10/17/47	Norfolk, VA
HYDE, Dick (81), RHP	38	08/03/28	Champaign, IL
INCAVIGLIA, Pete (96-97), OF, R-R	29,26,55	04/02/64	Pebble Beach, CA
ISHIKAWA, Travis (13), 1B, L-L	45	09/24/83	Seattle, WA
IZURIS, Cesar (09-11), SS, S-R	3	02/10/80	Barquisimeto, Venezuela
JACKSON, Grant (71-76), LHP	23	09/28/42	Fortoria, OH
JACKSON, Lou (64), OF, L-R	44	07/26/35	Riverton, LA
JACKSON, Reggie (76), OF, L-L	9	05/18/46	Wyncote, PA
JACKSON, Ron (84), 3B, R-R	11	05/09/53	Birmingham, AL
JAKUBAUSKAS, Chris (11-), RHP	36	12/22/78	Anaheim, CA
JEFFERSON, Jesse (73-75), RHP	38	03/03/49	Midlothian, VA
JEFFERSON, Stan (89-90), OF, S-R	49	12/04/62	Nashville, TN
JOHNS, Doug (98-99), LHP	55	12/19/67	South Bend, IN
JOHNSON, Bob (83-87), IF, R-R	2	03/04/66	Omaha, NE
JOHNSON, Charles (98-00), C, R-R	21	07/20/71	Fl. Pierce, FL
JOHNSON, Connie (56-58), RHP	36	12/27/22	Stone Mountain, GA
JOHNSON, Dan (13), INF/OF, L-R	55	08/10/79	Coon Rapids, MN
JOHNSON, Darrell (62), C, R-R	36	08/25/28	Horace, NE
JOHNSON, Dave (65-72), 2B, R-R	15	01/30/43	Orlando, FL
JOHNSON, Dave (89-91), RHP	27,35	10/24/59	Baltimore, MD
JOHNSON, David (74-75), RHP	49,45	10/04/48	Ablene, TX
JOHNSON, Don (55), RHP	19	11/12/26	Portland, OR
JOHNSON, Ernie (59), RHP	46	06/16/24	Brattleboro, VT
JOHNSON, Jason (99-03), RHP	41,16	10/27/73	Santa Barbara, CA
JOHNSON, Jim (06-), R-R	43,47,59	06/27/83	Johnson City, NY
JOHNSON, Mike (97), RHP	39,56	10/03/75	Edmonton, Alberta, Canada
JOHNSON, Nick (12), INF, L-L	36	09/19/78	Sarasota, FL
JOHNSON, Steve (12), RHP	52	08/31/87	Calgary, Alberta, Canada
JONES, Adam (08-), OF, R-R	10	08/01/85	Fair Oaks, CA
JONES, Doug (95), RHP	31	06/24/57	Kingsville, MD
JONES, Gordon (60-61), RHP	19	04/02/30	Baltimore, MD
JONES, O' Dell (86), RHP	13	01/13/53	Covina, CA
JONES, Ricky (86), IF, R-R	30	06/04/58	Portland, OR
JONES, Sad Sam (64), RHP	35	12/14/25	Tulare, CA
JONES, Stacy (91), RHP	51	05/26/67	Tupelo, MS
JULIO, Jorge (01-05), RHP	50	03/03/79	Stewartsville, OH
JURRIENS, Jair (13), RHP	49	01/29/86	Gadsden, AL
KAMENIECKI, Scott (97-99), RHP	30	04/19/64	Caracas, Venezuela
KELL, George (56-57), 3B, R-R	15,7	08/23/22	Santa Maria, Curacao
KELLER, Frank (54), 1B, R-R	17	07/06/24	Mt. Clemens, MI
KELLY, Pat (77-80), OF, L-L	40,33	07/30/44	Swifton, AR
KENNEDY, Bob (54-55), 3B, R-R	40,33	08/18/20	Oklahoma City, OK
KENNEDY, Terry (87-88), C, L-R	15	06/04/56	Philadelphia, PA
KERRIGAN, Joe (78, '80), RHP	32,26	11/30/54	Chicago, IL
KIRBY, Jimmy (92-93), LHP	21	11/22/61	Euclid, OH
KILGUS, Paul (91), LHP	17,41	02/02/62	Philadelphia, PA
KINGSALE, Eugene (96, '98-01), OF, S-R	40	08/20/76	Huntsville, AL
KINKADE, Mike (00-01), IF, R-R	39,17	05/06/73	Bowling Green, KY
KINNUNEN, Mike (86-87), LHP	48	04/01/58	Oranjestad, Aruba
KIRKLAND, Willie (64), OF, L-R	3	02/17/34	Livonia, MI
KITTLE, Ron (90), 1B-DH, R-R	35	01/05/58	Pullman, WA
KLAUS, Billy (59-60), IF, L-R	6	12/09/28	Seattle, WA
KLINGENBECK, Scott (94-95), RHP	56,55	02/03/71	Siluria, MI
KLINKE, Steve (05), LHP	41	08/22/72	Gary, IN
KNOIGHT, Ray (87), 3B, R-R	25	12/28/52	Fox Lake, IL
KNOTT, Jon (07), OF, R-R	39	08/04/79	Cincinnati, OH
KNOWLES, David (65), LHP	43	12/09/41	Sanbury, PA
KOHLMEIER, Ryan (00-01), RHP	50,30,59	06/25/77	Albany, GA
KOKOS, Dick (54), OF, L-L	19	02/28/28	Manassas, VA
KOMMINSK, Brad (90), OF, R-R	29	04/04/61	Brunswick, MO
KOSLO, George Dave (54), LHP	22	03/31/20	Salina, KS
KRENCHICKI, Wayne (79-81), IF, L-R	12,6	09/17/54	Chicago, IL
KRETLOW, Lou (54-55), RHP	23	06/27/23	Lima, OH
KRIVDA, Rick (95-97), LHP	52,37,38	01/19/70	Menasha, WI
KRYHOSKI, Dick (54), 1B, L-L	8	03/24/25	Trenton, NJ
KUZAVA, Bob (54-55), LHP	15	05/28/23	Apache, OK
LACY, Lee (85-87), OF, R-R	27	04/10/48	McKeesport, PA
LAKER, Tim (97), CA, R-R	37	11/27/69	Leonia, NJ
LAMBERT, Chris (09-), RHP	55	03/08/83	Wyandotte, MI
LANDRITH, Hobert "Hobie" (62-63), C, L-R	30,30	03/16/30	Longview, TX
LANDRUM, Terry "Tito" (83, '88), OF, R-R	39	10/25/54	Encino, CA
LANDSEN, Don (54, '66), RHP	27,18	08/07/29	Burlingame, CA
LAU, Charlie (61-63, '64-67), C, L-R	44	04/12/33	Decatur, IL
LEDESMA, Aaron (97), IF, R-R	6	06/03/71	Joplin, MO
LEE, Derek (11), 1B, R-R	25	09/06/75	Michigan City, IN
LEE, Mark (95), LHP	31	01/19/70	Hayden Lake, ID
LEFFERTS, Craig (92), LHP	31	09/29/57	Died 3/18/84 (50)
LEHEW, Jim (61-62), RHP	39,38	08/19/37	Tierra Verde, FL



FRONT OFFICE

ORIOLES REACH

MANAGER & COACHES

2014 ORIOLES

2013 IN REVIEW

OPponents

MINOR LEAGUES

RECORDS & HISTORY

ORIOLE PARK

MEDIA

400

2014 ORIOLES MEDIA GUIDE

2014 ORIOLES MEDIA GUIDE

401



Baltimore ORIOLES

LEHMAN, Ken ('57-'58), LHP	39	06/10/28	Seattle, WA	Died 12/4/10 (82)
LEICESTER, Jon ('07-), RHP	52	02/07/79	Huntington Beach, CA	
LENHARDT, Don ('54), OF, R-R	14,40	10/04/22	St Louis, MO	
LEON, Jose ('02-'04), IF, R-R	14	12/08/76	Caguas, Puerto Rico	
LEONARD, Mark ('93) 1B, L-R	38	08/14/64	Mountain View, CA	
LEONHARD, Dave ('67-'72), RHP	40	01/22/42	Arlington, VA	
LEPPERT, Don E. ('55), 2B, L-R	9.6	11/20/30	Memphis, TN	
LEWIS, Mark ('00), 3B, R-R	10	11/30/69	Hamilton, OH	
LEWIS, Richie ('92-'98), RHP	55,38	01/25/66	Muncie, IN	
LIGTENBERG, Kerry ('03), RHP	46	05/11/71	Rapid City, SD	
LINDSTROM, Matt ('12), RHP	27	02/11/80	Rexburg, ID	
LINTON, Doug ('99), RHP	49	02/09/65	Santa Ana, CA	
LITTLEFIELD, Dick ('54), LHP	18	03/18/26	Detroit, MI	
LIZ, Radhames ('07-), RHP	58, 62	06/10/83	El Seybo, DR	
LOCKE, Charlie ('55), RHP	13	05/05/32	Malden, MA	
LOCKMAN, Carroll "Whitey" ('59), 1B, L-R	25,34	07/25/26	Lowell, NC	
LOES, Billy ('56-'59), RHP	38,18	12/13/29	Long Island City, NY	
LOEWEN, Adam ('06-'08), LHP	29	04/09/84	Surrey, British Columbia, CAN	
LOPAT, Eddie ('55), LHP	15	06/21/18	New York, NY	
LOPEZ, Carlos ('78), OF, R-R	9	09/27/50	Mazatlan, Mexico	
LOPEZ, Javy ('04-'06), C, R-R	18	11/05/70	Ponce, PR	
LOPEZ, Luis ('02-'04), IF, S-R	11,26	09/04/70	Cidra, Puerto Rico	
LOPEZ, Marcelino ('67-'69-'70), LHP	29,32	09/23/43	Havana, Cuba	
LOPEZ, Rodrigo ('02-'05), RHP, R-R	13, 19	12/14/75	Tlalapa, Mexico	
LOWENSTEIN, John ('79-'85), OF, L-R	36	01/17/47	Wolf Point, MT	
LUEBBER, Steve ('81), RHP	36	07/09/49	Clinton, MO	
LUEBKE, Dick ('82), LHP	26	04/08/35	Chicago, IL	
LUGO, Julio ('10), INF, R-R	2	11/16/75	Barahona, Dom. Rep.	
LUNAR, Fernando ('00-'02), C, R-R	51	05/25/77	Cantanura, Venezuela	
LYNN, Fred ('85-'88), OF, L-L	19	02/03/52	Chicago, IL	
MABE, Bobbie ('60), RHP	30	10/08/29	Danville, VA	
MACHADO, Manny ('12-), INF, R-R	13	07/06/92	Miami, FL	
MACHADO, Robert ('03-'04), C, R-R	72	06/03/33	Puerto Cabello, Venezuela	
MADDOX, Elliott ('77), OF-3B, R-R	21	12/21/47	East Orange, NJ	
MADURO, Calvin ('00-'02), RHP	12	09/05/74	Santa Cruz, Aruba	
MAHONEY, Joe ('12-), INF/OF, L-L	54	02/01/87	Albany, NY	
MAINE, John ('04-'05), RHP, R-R	49,61	05/08/81	Fredericksburg, VA	
MAJESKI, Hank ('55), 3B, R-R	5	12/13/16	Staten Island, NY	
MAJEWSKI, Val ('04-), OF, L-L	63	06/19/81	New Brunswick, NJ	
MANON, Julio ('06), RHP	57	06/10/73	Guerra Distrito, DR	
MANTO, Jeff ('95), IF, R-R	12	08/23/64	Bristol, PA	
MARKAKIS, Nick ('06-), OF, L-L	21	11/17/83	Glen Cove, NY	
MARQUIS, Roger ('55), OF, L-L	24	04/05/37	Died 7/19/04 (67)	
MARRERO, Eli ('05), OF, R-R	16	11/17/73	Havana, Cuba	
MARSH, Fred ('55-'56), IF, R-R	2	01/05/24	Valley Falls, KS	
MARSHALL, Jim ('58), 1B, L-L	44	05/25/32	Danville, IL	
MARTIN, Morrie ('56), LHP	19	09/23/22	Dixon, MO	
MARTINEZ, Chito ('91-'93), OF, L-L	14	12/19/65	Belize City, Belize	
MARTINEZ, Dennis ('76-'86), RHP	30,61	05/14/55	Granada, Nicaragua	
MARTINEZ, Felix Tippy ('76-'86), LHP	36,23	05/31/50	LaJunta, CO	
MATA, Frank ('10-), LHP	50	03/11/84	Edo, Venezuela	
MATCHICK, Tom ('72), 3B, L-R	32	09/07/43	Hazleton, PA	
MATHEWS, Terry ('96-'98), RHP	51	10/05/64	Alexandria, LA	
MATOS, Luis ('00-'06), OF, R-R	32	10/30/78	Bayamon, Puerto Rico	
MATTHEWS, JR., Gary ('02-'03), OF, S-R	36	08/25/74	San Francisco, CA	
MATUSZ, Ron ('09-), LHP	12,17	02/11/87	Grand Junction, CO	
MAXWELL, Charlie ('55), OF, L-L	34	04/08/27	Lawton, MI	
MAY, Dave ('67-'70), OF, L-R	12	12/23/43	New Castle, DE	
MAY, Derrick ('99), OF, L-R	29	07/14/68	Rochester, NY	
MAY, Lee ('75-'80), 1B, R-R	14	03/23/43	Birmingham, AL	
MAY, Rudy ('76-'77), LHP	43	07/18/44	Coffeyville, KS	
MCCORMICK, Mike ('63-'64), LHP	40	09/29/38	Pasadena, CA	
MCCRORY, Robert ('08-), RHP	41	05/03/82	Kosciusko, MS	
MCDONALD, Ben ('89-'95), RHP	19	11/24/67	Baton Rouge, LA	
MCDONALD, Darnell ('04), OF, R-R	11,16,39	11/17/78	Fort Collins, CO	
MCDONALD, Jim ('55), RHP	25	05/17/27	Grants Pass, OR	
MCDOWELL, Roger ('96), RHP	31	12/21/60	Cincinnati, OH	
MCELROY, Chuck ('00-'01), LHP	47	10/01/67	Bryan, TX	
McFARLAND, TJ ('13-), LHP	66	06/08/89	Palos Hills, IL	
McGEHEE, Kevin ('93), RHP	48	01/19/69	Alexandria, LA	
McGREGOR, Scott ('76-'88), LHP	39,16	01/18/54	Inglewood, CA	
McGUIRE, Mickey ('62-'67), IF, R-R	34,2	01/18/41	Dayton, OH	
McGUIRE, Ryan ('02), 1B, L-L	18	11/23/71	Beilfower, VA	
McKNIGHT, Jeff ('90-'91), IF-OF, S-R	13	02/18/63	Conway, AR	
McEMORE, Mark ('92-'94), 2B, S-R	2	10/04/64	San Diego, CA	
McLOUTH, Nate ('12-), OF, L-R	48, 9	10/28/81	Muskegon, MI	
McNALLY, Dave ('62-'74), LHP	19	10/31/42	Billings, MT	
MELE, Sam ('54), OF, R-R	15	01/21/22	Astoria, NY	
MELENDEZ, Francisco ('89), 1B, L-L	35,43	01/25/64	Rio Piedras, Puerto Rico	
MELVIN, Bob ('89-'91), C, R-R	2	10/28/61	Palo Alto, CA	
MENDEZ, Carlos ('03), 1B, R-R	53	06/18/74	Caracas, VEN	
MERCEDES, Jose ('00-'01), RHP	31	03/05/71	El Seibo, DR	
MERCEDES, Luis ('91-'93), OF, R-R	11	02/20/68	San Pedro de Macoris, DR	
MERCKER, Kent ('86), LHP	38,21	02/01/68	Dublin, OH	
MEREDITH, Cie ('08-'10), RHP	26	06/04/83	Richmond, VA	
MESA, Jose ('87-'90-'92), RHP	51	05/22/66	Pueblo Viejo, DR	
MICKOLIO, Kam ('08-'10), RHP	31	05/10/84	Walt Point, MT	
MIKISIS, Eddie ('57-'58), IF, R-R	16,6	09/11/26	Burlington, NJ	

RECORDS & HISTORY

MILACKI, Bob ('88-'92), RHP	52,18	07/28/64	Trenton, NJ	Lake Havasu City, AZ
MILCHIN, Mike ('96), LHP	21	02/28/68	Knoxville, TN	Vero Beach, FL
MILLAR, Kevin ('06-'08), IF, R-R	15	09/24/71	Los Angeles, CA	Beaumont, TX
MILLER, Bill ('55), LHP	13	07/26/26	Minersville, PA	Died 7/3/03 (76)
MILLER, Dyer ('75-'77), RHP	37	05/29/46	Batesville, IN	Indianapolis, IN
MILLER, James ('08-), RHP	25	04/28/82	Fort Myers, FL	Fort Myers, FL
MILLER, John ('62-'63, '65-'67), RHP	17,35	05/30/41	Baltimore, MD	Mount Airy, MD
MILLER, Randy ('77), RHP	35	03/18/53	Oxnard, CA	La Jolla, CA
MILLER, Stu ('63-'67), RHP	37	12/26/27	Northampton, MA	Cameron Park, CA
MILLIGAN, Randy ('89-'92), 1B, R-R	39	11/27/61	San Diego, CA	Owings Mills, MD
MILLS, Alan ('92-'98, '00-'01), RHP	75	10/18/66	Lakeland, FL	Lakeland, FL
MILLWOOD, Kevin ('10), RHP	25,10,29	12/24/74	Gainesville, GA	Gainesville, GA
MINOR, Ryan ('98-'00), 3B, R-R	39	01/05/74	Canton, OH	Salisbury, MD
MIRABELLA, Paul ('83), LHP	7	03/20/54	Belleville, NJ	Morrisstown, NJ
MIRANDA, Willy ('55-'59), SS, S-R	24	05/24/26	Velasco, Cuba	Died 9/7/96 (70)
MITCHELL, John ('90), RHP	36	08/19/49	Dickson, TN	Smyrna, TN
MITCHELL, Paul ('75), RHP	16	02/18/75	Worcester, MA	Berlin, MA
MOELLER, Chad ('09-), C, R-R	32,40	10/13/38	Upland, CA	Scottsdale, AZ
MOELLER, Ron ('56, '58), LHP	45	05/03/75	Cincinnati, OH	Died 11/2/09 (71)
MOLINA, Gabe ('99-'00), RHP	63	02/24/82	Denver, CO	Denver, CO
MOLINA, Gustavo ('07), C, R-R	31	06/03/71	La Guaira, Venezuela	La Guaira, Venezuela
MOLINA, Izzy ('02), C, R-R	9	05/21/50	New York, NY	Miami, FL
MOLINARO, Bob ('79), OF, L-R	3,2,16	12/15/81	Newark, NJ	Delray Beach, FL
MONTANEZ, Luis ('08-'10), OF, R-R	29	06/01/28	Bayamon, PR	Bayam, NJ
MOORE, Ray ('55-'57), RHP	9,43,40	11/17/83	Meadows, MD	Died 3/2/95 (68)
MOORE, Scott ('07-'08, '10), 3B, L-R	52,27	05/25/55	Long Beach, CA	Long Beach, CA
MORA, Andres ('76-'79), OF, R-R	6	02/02/72	Rio Bravo, Mexico	Saltillo, Coahuila, Mexico
MORA, Melvin ('00-'09), IF-OF, R-R	4	12/30/44	Agua Negra, Venezuela	Fallston, MD
MORALES, Jose ('81-'82), C, R-R	25	09/07/72	Federikstedt, Virgin Islands	Orlando, FL
MORALES, Willie ('00), C, R-R	12	10/02/79	Tucson, AZ	Tucson, AZ
MORBAN, Jose ('03), 2B-SS, R-R	6,15	05/02/54	San Cristobal, DR	Santiago, DR
MORELAND, Keith ('89), DH, R-R	12	10/08/59	Dallas, TX	Austin, TX
MORGAN, Mike ('88), RHP	81	03/08/74	Tulare, CA	Ogden, UT
MORIARTY, Mike ('02), SS, R-R	21	03/26/55	Camden, NJ	Mount Laurel, NJ
MORIN, Gino ('83), LHP	37	08/23/41	Brooklyn, NY	Whitehouse Station, NJ
MORRIS, John ('68), LHP	38	03/22/82	Lewes, DE	Scottsdale, AZ
MORSE, Michael ('13), OF, R-R	10	05/14/25	Fort Lauderdale, FL	Plantation, FL
MOSS, Damian ('03), LHP	39	10/15/71	Darlinghurst, Australia	Dublin, GA
MOSS, Les ('54-'55), C, R-R	21,43	09/24/40	Tulsa, OK	Died 8/29/12 (87)
MOTTOLA, Chad ('04), OF, R-R	32	05/13/69	Augusta, GA	Orlando, FL
MOTTON, Curt ('67-'71, '73-'74), OF, R-R	51	11/18/62	Darnell, IL	Died 1/21/10 (69)
MOUTON, Lyle ('98), OF, R-R	32	03/03/68	Lafayette, LA	Tarpon Springs, FL
MOYER, Jamie ('93-'95), LHP	33	02/24/56	Sellersville, PA	Seattle, WA
MUNOZ, Bobby ('98), RHP	8,19,14	10/12/17	Rio Piedras, Puerto Rico	Pembroke Pines, FL
MURRAY, Ray ('54), C, R-R	16	08/01/47	Los Angeles, CA	Santa Clarita, CA
MUSER, Tony ('75-'77), 1B, L-L	42,35	12/08/68	Spring Hope, NC	FL Worth, TX
MUSSI, Mike ('91-'00), RHP	37	04/14/66	Van Nuys, CA	Muncy, PA
MYERS, Greg ('00-'01), C, L-R	46	04/28/69	Montoursville, PA	Riverside, CA
MYERS, Jimmy ('96), RHP	28	09/19/62	Oklaoma City, OK	Stigler, OK
MYERS, Randy ('96-'97), LHP	35	11/16/40	Vancouver, WA	Died 5/17/04 (63)
NARUM, Leslie Buster ('63), RHP	54	10/31/87	Philadelphia, PA	San Pedro de Macoris, DR
NAVARRO, Yamaico ('13), INF, R-R	37	08/07/36	Dallas, TX	Died 7/22/11 (74)
NELSON, Bob ('55-'57), OF, L-L	35	06/07/38	Albadena, CA	Shawnee, KS
NELSON, Roger ('89), RHP	11	09/07/73	Fullerton, CA	Oceanside, NY
NEWMAN, David ('04-'06), OF, L-R	26	10/14/62	Los Angeles, CA	Compton, CA
NICHOLS, Carl ('86-'88), C, R-R	38	08/29/39	St. Louis, MO	Benton, IL
NICHOLSON, Dave ('60, '62), OF, R-R	49	08/13/59	St. Louis Park, MN	Sarasota, FL
NIEDENFUER, Tom ('87-'88), RHP	4	01/26/27	Cincinnati, OH	Died 3/10/85 (58)
NIEMAN, Bob ('56-'59), OF, R-R	15	02/22/80	San Cristobal, DR	San Cristobal, DR
NIVAR, Ramon ('05), OF, R-R	52,21	12/31/61	Evergreen, NC	Chadbourne, NC
NIXON, Donnell ('04), OF, R-R	24	10/31/63	San Diego, CA	Schaumburg, IL
NOKES, Matt ('95), C, L-R	17	05/12/51	St. Louis, MO	St. Louis, MO
NOLAN, Joe ('82-'85), C, L-R	37	11/19/56	Charlotte, NC	Aston, PA
NOLES, Dickie ('88), RHP	43,8	07/07/49	Baltimore, MD	Phenix, MD
NORDBROOK, Tim ('74-'76), IF, R-R	25	03/02/85	Greenbrae, CA	Houston, TX
NORRIS, Bud ('13-), RHP	2,28	11/24/39	Breckenridge, MI	Died 6/8/11 (71)
NORTHUP, Jim ('74-'75), OF, L-R	12	01/21/46	Sylva, NC	Died 12/24/04 (58)
OATES, Johnny ('70, '72), C, L-R	42	01/23/70	Bocas del Tor, Panama	Orlando, FL
OBANDO, Sherman ('93-'95), OF, R-R	21	06/02/58	29 Palms, CA	Yucca Valley, CA
O'CONNOR, Jack ('87), LHP	56	10/22/82	Jacksonville, FL	Jacksonville, FL
O'DELL, Billy ('54, '56-'59), LHP	24,18,38,4	12/10/33	Whitmore, SC	Newberry, SC
O'DONOGHUE, John, Jr. ('93), LHP	46	05/26/69	Wilmington, DE	Baton Rouge, LA
O'DONOGHUE, John, Sr. ('68), LHP	28	10/07/39	Kansas City, MO	Sarasota, FL
ORTEL, Chuck ('58), OF, L-R	40	03/12/31	Coffeyville, KS	Died 10/4/00 (69)
OHMAN, Will ('10), LHP	13	08/13/77	Frankfurt, Germany	Mesa, AZ
OLIVER, Bob ('74), OF-1B, R-R	33	02/28/43	Shreveport, LA	Rio Linda, CA
OLSON, Garrett ('07-), LHP	18,57	10/18/83	Fresno, CA	Clovis, CA
OLSON, Gregg ('88-'93), RHP	30	10/11/66	Scraper, NE	Newport Beach, CA
O'MALLEY, Tom ('85-'86), 3B, L-R	17	12/25/60	Orange, NJ	Montoursville, PA
OSMIST, Mike ('93-'95), RHP	46,56	04/21/57	LaJunta CO	Swink, CO
OROSCO, Jesse ('96-'99), LHP	47	04/22/38	Santa Barbara, CA	Poway, CA
ORISINO, John ('63-'65), C, R-R	10,56	04/22/38	Teaneck, NJ	Stuart, FL
ORSULAK, Joe ('88-'92), OF, L-L	1,6	05/31/62	Glen Ridge, NJ	Sparks, MD
ORTIZ, Russ ('08), RHP	30	06/05/74	Encino, CA	Mesa, AZ
OSAK, Keith ('04), C, R-R	40	10/22/68	Tot Jefferson, NY	Shoreham, NY
OTANEZ, Willis ('98-'99), 3B, R-R	24,52	04/19/73	Vega Baja, Puerto Rico	Las Vegas, NV



FRONT OFFICE	ORIOLES REACH	MANAGER & COACHES	2014 ORIOLES	2013 IN REVIEW	OPPONENTS	MINOR LEAGUES	RECORDS & HISTORY	ORIOLE PARK	MEDIA
--------------	---------------	-------------------	--------------	----------------	-----------	---------------	-------------------	-------------	-------



Baltimore ORIOLES

PACELLA, John (84), RHP	41	09/15/56	Brooklyn, NY
PAGAN, Dave (76), RHP	30	09/15/49	Nipawin, Saskatchewan, CAN
PAGLIARULO, Mike (93), 3B, L-R	13	03/15/60	Medford, MA
PALICA, Erv (55-56), RHP	16	02/09/28	Lomita, CA
PALMEIRO, Rafael (94-98, '04-'05), 1B, L-L	25	09/24/64	Havana, Cuba
PALMER, Jim (85-87, '89-84), RHP	22	10/15/45	New York, NY
PAPA, John (61-62), RHP	39	12/05/40	Bridgeport, CT
PAPPAS, Milt (57-65), RHP	23,32	05/11/39	Detroit, MI
PARDO, Al (85-86), C, S-R	26,14	09/08/62	Oviedo, Spain
PARENT, Mark (92-93, '96), C, R-R	6,27,24	09/16/61	Ashland, CA
PARIS, Kelly (85-86), IF, S-R	21,30	10/17/57	Encino, CA
PARONTO, Chad (01), RHP	39	07/28/75	Woodsville, NH
PARRISH, John (00-07), LHP	36, 53	11/26/77	Lancaster, PA
PARROTT, Mike (77), RHP	32	12/06/54	Oxnard, CA
PATTERSON, Corey (06-07, '10), OF, L-R	17,4	08/13/79	Atlanta, GA
PATTON, Tom (57), C, R-R	10	09/05/35	Honey Brook, PA
PATTON, Troy (10-), LHP	40	09/03/85	Spring, TX
PAULINO, Ronny (12), C, R-R	28	04/21/81	Santo Domingo, DR
PAYTON, Jay (07-08), OF, R-R	16	11/22/72	Zanesville, OH
PEARCE, Steve, (12-13), OF, R-R	51, 28	04/13/83	Lakeland, FL
PEARSON, Abbie (59-60), OF, L-L	21	09/12/34	Alhambra, CA
PENA, Orlando (71, '73), RHP	27	11/17/33	Victoria de las Tunas, Cuba
PENN, Hayden (05-06), RHP	49	10/13/84	Santee, CA
PENNINGTON, Brad (93-'95), LHP	28,47	04/14/69	Salem, IN
PERAZA, Oswald (88), RHP	23	10/19/62	Puerto Cabello, Venezuela
PEREZ, Yorkis (02), LHP	39	09/30/67	Bajos de Haina, DR
PETERSON, Carl Buddy (57), IF, R-R	8	04/23/25	Portland, OR
PHILLEY, Dave (55-56, '60-61), OF-1B, S-R	4,22	05/16/20	Paris, TX
PHILLIPS, Zach (11-), LHP	58	09/21/86	Sacramento, CA
PHOEBUS, Tom (66-70), RHP	36	04/07/42	Baltimore, MD
PICKERING, Calvin (98-99), 1B, L-L	6	09/29/76	St. Thomas, Virgin Islands
PIE, Felix (09-), OF, L-L	18	02/08/85	La Romana, Dominican Republic
PILARCIC, Al (57-60), OF, L-L	2	07/03/30	Whiting, IN
PILLETTE, Duane (54-55), RHP	28	07/04/22	Detroit, MI
PINIELLA, Lou (64), OF, R-R	24	08/28/43	Tampa, FL
POLONIA, Luis (96), OF, L-L	29	12/10/64	Santiago City, DR
POMERANZ, Stuart (12-), RHP	55	12/17/84	Dallas, TX
PONSON, Sidney (98-'03, '04-'05), RHP	43	11/02/76	Noord, Aruba
POOLE, Jim (91-94), LHP	45	04/28/66	Rochester, NY
POPE, Dave (55-56), OF, L-R	3	07/17/25	Talladega, AL
PORTOCARRERO, Arnie (58-60), RHP	17,24	07/05/31	New York, NY
POWELL, John "Boog" (61-74), 1B, L-R	26,16,30	08/17/41	Lakeland, FL
POWERS, John (60), OF, L-R	20	07/08/29	Birmingham, AL
POWIS, Carl (57), OF, R-R	42	01/11/28	Philadelphia, PA
PRICE, Joe (90), LHP	23	11/29/56	Inglewood, CA
PRIDIE, Jason (13), OF, L-R	24	10/09/83	Phoenix, AZ
PYBURN, Jim (55-57), OF, R-R	8	11/01/32	Fairfield, AL
QUINTANILLA, Omar (12), INF, L-R	35	10/24/81	El Paso, TX
QUIRK, Art (62), LHP	27,15	04/11/38	Glastonbury, CT
QUIRK, Jamie (89), C, L-R	15	10/22/54	Providence, RI
QUIROZ, Guillermo (08), C, R-R	24	11/29/81	Whittier, CA
RAINES, Tim Jr. (01, '03-04), OF, S-R	63, 16, 38	08/31/79	Maracaibo, VZ
RAINES, Tim Sr. (01), OF, S-R	11,30	08/19/59	Memphis, TN
RAKERS, Aaron (04-'06), RHP	47	01/22/77	Heathrow, FL
RAMIREZ, Alan (83), RHP	42,36	05/01/67	Sanford, FL
RAPADA, Clay (11), LHP	57	03/09/81	Highland, IL
RAPP, Pat (00), RHP	34	07/13/67	Victoria, TX
RAY, Chris (05-), RHP	37	01/12/82	Portsmouth, VA
RAYFORD, Floyd (80-'82, '84-'87), 3B-C, R-R	9,6	01/27/57	Jennings, LA
REBOULET, Jeff (97-99), IF, R-R	36	04/30/64	Tampa, FL
REDMAN, Mike (07-), OF, L-L	13	03/10/77	Memphis, TN
REED, Keith (05), OF, R-R	28	10/08/78	Dayton, OH
REED, Steve (05), RHP	39	03/11/65	Tuscaloosa, AL
REIMOLD, Nolan (09-), OF, R-R	14	10/12/83	Yarmouth Port, MA
REINBACH, Mike (74), OF, L-R	9	08/06/49	Los Angeles, CA
RETTENMUND, Merv (68-73), OF, R-R	14	06/06/43	Greenville, PA
REYES, Al (99-00), RHP	32	04/10/71	San Diego, CA
REYES, Jo-Jo (11-), LHP	45	11/20/84	Flint, MI
REYNOLDS, Bob (72-75), RHP	34	01/21/47	Santo Domingo, DR
REYNOLDS, Harold (93), 2B, S-R	25	11/26/64	West Covina, CA
REYNOLDS, Mark (11-), INF, R-R	12	08/03/83	Seattle, WA
RHODES, Arthur (91-99), LHP	53	10/24/69	Eugene, OR
RICE, Del (60), C, R-R	35	10/27/22	Pikeville, KY
RICHARD, Chris (00-02), OF, L-L	38	06/07/74	Waco, TX
RICHTER, Pete (67-71), LHP	24	10/29/39	Portsmouth, OH
RILEY, Matt (99, '03-04), LHP	25,35,12	08/02/79	San Diego, CA
RINEER, Jeff (79), LHP	43	07/03/55	Floral Park, NY
RIPKEN, Bill (87-92, '96), 2B, R-R	3,7	12/16/64	Antioch, CA
RIPKEN, Cal Jr. (81-01), SS-3B, R-R	8	08/24/60	Lancaster, PA
RIVERA, Luis (00), RHP	60	06/21/78	Havre de Grace, MD
RLEAL, Sandy (06)	43	06/21/80	Havre de Grace, MD
ROBERTS, Brian (01-), 2B-SS, S-R	1	09/10/77	Chihuahua, Mexico
ROBERTS, Robin (62-65), RHP	38	09/30/26	San Pedro de Macoris, DR
ROBERTS, Willie (01-03), RHP	37	08/19/75	Durham, NC
ROBINSON, Brooks (55-77), 3B, R-R	5,34,21,6	05/18/37	Springfield, IL
ROBINSON, Earl (61-62, '64), OF, R-R	14,34	11/03/36	San Cristobal, DR
ROBINSON, Eddie (57), 1B, L-R	37	12/15/20	Little Rock, AR
ROBINSON, Frank (66-71), OF, R-R	20	08/31/35	New Orleans, LA

RECORDS & HISTORY

ROBINSON, Jeff M. (91), RHP	34	12/14/61	Ventura, CA	Coto de Caza, CA
ROBLES, Sergio (72-73), C, R-R	30,10,51	04/16/46	Magdalena, Mexico	Magdalena, Mexico
RODRIGUEZ, Aurelio (83), 3B, R-R	6	12/28/47	Cananea, MEX	Died 9/23/00 (52)
RODRIGUEZ, Eddy (04, '06), RHP	40	08/08/81	San Pedro de Macoris, DR	San Pedro de Macoris, DR
RODRIGUEZ, Francisco (13), RHP	57	01/07/82	Caracas, Venezuela	Caracas, Venezuela
RODRIGUEZ, Guillermo (09-), C, R-R	78	05/15/78	Barquisimeto, Venezuela	Barquisimeto, Venezuela
RODRIGUEZ, Nerio (96-98), RHP	39	03/22/73	San Pedro de Macoris, DR	San Pedro de Macoris, DR
RODRIGUEZ, Vic (84), 2B, R-R	2	07/14/61	New York, NY	Carolina, Puerto Rico
ROENICKE, Gary (78-85), OF, R-R	35	12/05/54	Covina, CA	Rough and Ready, CA
ROGERS, Ed (02, '05-06), SS, R-R	11,67,77	08/10/81	San Pedro de Macoris, DR	San Pedro de Macoris, DR
ROGOVIN, Saul (55), RHP	27	10/10/23	Brooklyn, NY	Died 1/23/95 (71)
ROMER, J.C. (12), LHP	48	06/04/76	Rio Piedras, PR	Fairhope, AL
ROSARIO, Melvin (97), CA, S-R	50	05/25/73	Santo Domingo, DR	Miami, FL
ROWDON, Wade (88), 3B, R-R	11	09/07/60	Riverhead, NY	Orlando, FL
ROWE, Ken (64-65), RHP	17,35	12/31/33	Ferndale, MI	Died 11/22/12 (78)
ROYSTER, Willie (81), C, R-R	59	04/11/54	Clarksville, VA	Washington, DC
ROZNOVSKY, Vic (66-67), C, L-R	23	10/19/38	Shiner, TX	Fresno, CA
RUDOLPH, Ken (77), C, R-R	12	12/29/46	Rockford, IL	Mesa, AZ
RUPE, Josh (11-), RHP	59	08/18/82	Portsmouth, VA	Virginia Beach, VA
RYAN, B.J. (39-05), LHP	52	12/28/75	Bossier City, LA	Bossier City, LA
SABO, Chris (94), 3B-OF, R-R	17	01/19/62	Detroit, MI	Sarasota, FL
SACKINSKY, Brian (96), RHP	57	06/22/71	Pittsburgh, PA	Shrewsbury, MA
SAKATA, Lenn (80-85), IF, R-R	12	06/08/54	Honolulu, HI	Honolulu, HI
SALAZAR, Oscar (08-09), INF, R-R	19	06/27/78	Maracaibo, Venezuela	Edo Aragua, Venezuela
SALMON, Rutland Chico (69-72), IF, R-R	30	12/02/38	Colón, Panama	Died 9/17/00 (61)
SANCHEZ, Orlando (84), C, L-R	41	09/07/56	Canovanas, Puerto Rico	Canovanas, Puerto Rico
SANTOS, Omir (08), C, R-R	63	04/29/81	Bayamon, Puerto Rico	Tos Baja, Puerto Rico
SANTOS, Victor (07), RHP	51	10/02/76	San Pedro de Macoris, DR	West Patterson, NJ
SARFATE, Dennis (08-), RHP	45	04/09/81	Queens, NY	Chandler, AZ
SAUNDERS, Joe (12-), LHP	48	06/16/81	Falls Church, VA	Phoenix, AZ
SAVERINE, Bob (59, '62-'64), IF-OF, S-R	33,12	06/02/41	Norwalk, CT	Stamford, CT
SCARSONE, Steve (92-93), IF, R-R	27	04/11/66	Anaheim, CA	Scottsdale, AZ
SCHALLLOCK, Art (55), LHP	20	04/25/24	Mill Valley, CA	Novato, CA
SCHERRER, Bill (88), LHP	37	01/20/58	Tonawanda, NY	Buffalo, NY
SCHILLING, Curt (88-90), RHP	43	11/14/66	Anchorage, AK	Phoenix, AZ
SCHMIDT, Dave (87-89), RHP	24	04/22/57	Niles, MI	Sarasota, FL
SCHMITZ, Johnny (56), LHP	40	12/27/20	Wausau, WI	Died 10/4/11 (90)
SCHNEIDER, Jeff (81), LHP	57	12/06/52	Bremerton, WA	Geneseo, IL
SCHOOP, Jonathan (13-), INF, R-R	6	10/16/91	Willemstad, Curacao	Willemstad, Curacao
SCHU, Rick (88-89), 3B, R-R	25,13	01/26/62	Philadelphia, PA	El Dorado Hills, CA
SCOTT, Luke (08-), OF, L-R	30	06/25/78	DeLand, FL	DeLeon Springs, FL
SCOTT, Ralph Mickey (72-73), LHP	16	07/25/47	Weimar, West Germany	Died 10/30/11 (64)
SEGRIST, Kai (55), IF, R-R	8,4	04/14/31	Greenville, TX	Lubbock, TX
SEGUI, David (90-93, '01-04), 1B-OF, S-L	21,23	07/19/66	Kansas City, KS	Kansas City, KS
SEVERINSEN, Al (69), RHP	18	11/09/44	Brooklyn, NY	Baldwin, NY
SHEETS, Larry (84-89), OF-DH, L-R	18,19	12/06/59	Stanton, VA	Lutherville, MD
SHELB, John (81-87), OF, S-R	37	02/23/58	Lexington, KY	Lexington, KY
SHEPHERD, Keith (96), RHP	27,45	01/21/68	Wabash, IN	Fort Wayne, IN
SHERILL, George (08-09), LHP	52	04/19/77	Memphis, TN	Salt Lake City, UT
SHETRONE, Barry (59-62), OF, L-R	40	07/06/38	Baltimore, MD	Died 7/18/01 (63)
SHIELDS, Tommy (92), IF, L-R	1	08/14/64	Fairfax, VA	Littitz, PA
SHOPAY, Tom (71-72, '75-77), OF, L-R	28	02/21/45	Bristol, CT	Miami, FL
SHORT, Billy (62, '66), LHP	30,24	11/27/37	Kingston, NY	Sarasota, FL
SHUEY, Paul (07), RHP	23	09/16/70	Lima, OH	Wake Forest, NC
SIEBERN, Norm (64-65), 1B, L-R	4	07/26/33	St. Louis, MO	Naples, FL
SIMMONS, Nelson (87), OF, S-R	42	06/27/63	Washington, DC	San Diego, CA
SIMON, Alfredo (80-), RHP	58,55	05/08/81	Santiago, Dominican Republic	Santiago, Dominican Republic
SINGLETON, Chris (02), OF, L-L	29	08/15/72	Martinez, CA	Atlanta, GA
SINGLETON, Ken (75-84), OF, S-R	29	06/10/47	New York, NY	Sparks, MD
SISK, Doug (88), RHP	39	09/26/57	Renton, WA	Tacoma, WA
SKAGGS, Dave (77-80), C, R-R	8	06/12/51	Santa Monica, CA	Norco, CA
SLEATER, Lou (58), LHP	19	09/08/26	St. Louis, MO	Died 3/25/13 (86)
SLOCUMB, Heathcliff (99), RHP	51	06/07/66	Brooklyn, NY	Orlando, FL
SMITH, Al (63), OF, R-R	16	02/07/28	Kirkwood, MO	Died 1/30/02 (73)
SMITH, Billy (77-79), 2B, S-R	2	07/14/53	Hodge, LA	Fort Worth, TX
SMITH, Dwight (94), OF, L-R	24	11/08/63	Tallahassee, FL	Peachtree City, GA
SMITH, Hal (55-56), C, R-R	22	12/07/30	West Frankfort, IL	Houston, TX
SMITH, Lee (94), RHP	47	12/04/57	West Frankfort, IL	Caster, LA
SMITH, Lonnie (93), OF, R-R	39	12/22/55	Chicago, IL	Fairburn, GA
SMITH, Mark (94-96), OF, R-R	34,61	05/07/70	Pasadena, CA	LaVerne, CA
SMITH, Texas Mike (89-90), RHP	41	10/31/63	San Antonio, TX	San Antonio, TX
SMITH, Nate (62), C, R-R	27	04/26/35	Chicago, IL	Plainview, TX
SMITH, Pete (98), RHP	26,56	2/27/66	Weymouth, MA	Suwanee, GA
SMITH, Roy (91), RHP	43	09/06/61	Mt. Vernon, NY	Pittsburgh, PA
SNELL, Nate (84-86), RHP	36	09/02/52	Orangeburg, SC	Randallstown, MD
SNYDER, Brandon (10-), INF, R-R	58	11/23/86	Las Vegas, NV	Cape Coral, FL
SNYDER, Chris (13), C, R-R	48	02/12/81	Houston, TX	Glendale, AZ
SNYDER, Russ (61-67), OF, L-R	9	06/22/34	Oak, NE	Nelson, NE
SOCOLOVICH, Miguel (12), RHP	58	07/24/86	Caracas, VZ	Caracas, VZ
SOSA, Sammy (05), OF, R-R	21	11/12/68	San Pedro de Macoris, DR	Santo Domingo, DR
SPURGEON, Jay (00), RHP	29	07/05/76	West Covina, CA	Corsegaard, CA
STANHOUSE, Don (78-79, '82), RHP	26	02/12/51	DuQuoin, IL	Trophy Club, TX
STANICEK, Pete (87-88), IF-OF, S-R	12,17	04/18/63	Harvey, IL	Northbrook, IL
STARRETTE, Herm (63-65), RHP	24	11/20/38	Statesville, NC	Statesville, NC
STEFEOR, John (83, '86), C, L-R	9,21	09/22/59	Sumter, SC	Linthicum, MD
STEPHENS, Gene (60-61), OF, L-R	8	01/20/33	Gravette, AR	Oklahoma City, OK
STEPHENS, John (02), RHP	28	11/15/79	Sydney, Australia	Sarasota, FL
STEPHENS, Vern (54-55), 3B, R-R	4	10/23/20	McLister, MN	Died 11/3/68 (48)



Baltimore ORIOLES

STEPHENSON, Earl (77-78), LHP	52	07/31/47	Benson, NC
STEPHENSON, Garrett (96), RHP	52	01/02/72	Takoma Park, MD
STERN, Adam (07), OF, L-R	40	02/12/80	London, Ontario, Canada
STEWART, Sammy (78-85), RHP	53	10/28/54	Asheville, NC
STILLMAN, Royle (75-76), 1B, L-L	15	01/02/51	Santa Monica, CA
STINSON, Josh (13-), RHP	60	03/14/88	Shreveport, LA
STOCK, Wes (59-84), RHP	27, 18	04/10/34	Longview, WA
STODDARD, Tim (78-83), RHP	49	01/24/53	East Chicago, IN
STONE, Dean (63), LHP	22	09/01/30	Moline, IL
STONE, Jeff (88), OF, L-R	1	12/26/60	Kennett, MO
STONE, Steve (79-81), RHP	21, 32	07/14/47	Euclid, OH
STROP, Pedro (11-13), RHP	64, 47	06/13/85	San Cristobal, DR
STUART, Marlin (54), RHP	26	08/08/18	Paragould, AR
SUNDIN, Gordon (56), RHP	24, 27	10/10/37	Minneapolis, MN
SURHOFF, B.J. (96-00, '03-'05), IF-OF, L-R	17	08/04/64	Bronx, NY
SUTCLIFFE, Rick (92-93), RHP	40	06/21/56	Independence, MO
SWAGGERTY, Bill (83-86), RHP	32	12/05/56	Sanford, FL
SWANN, Pedro (03), OF, R-R	57	10/27/70	Wilmington, DE
TACKETT, Jeff (91-94), C, R-R	41	12/01/65	Fresno, CA
TARASCO, Tony (96-97), OF, L-R	1, 3, 43	12/09/70	New York, NY
TASBY, Willie (58-60), OF, R-R	44	01/08/33	Shreveport, LA
TATIS, Fernando (06), IF, R-R	23	01/01/75	San Pedro de Macoris, DR
TATUM, Craig (10-), C, R-R	15	03/18/83	Hattiesburg, MS
TAUAREZ, Jesus (98), OF, S-R	32	03/26/71	Santo Domingo, PR
TAYLOR, Dom (90), RHP	46	08/11/58	Abington, PA
TAYLOR, Joe (58-59), OF, L-L	27	03/02/26	Alhambra, CA
TEAGARDEN, Taylor (12-13), CA, R-R	31	12/21/83	Dallas, TX
TEJADA, Miguel (04-07/10), SS, R-R	10, 9	05/25/76	Santo Domingo, DR
TELFORD, Anthony (90-93), RHP	21	03/06/66	Bani, DR
TEMPLE, Johnny (62), 2B, R-R	2	08/08/28	San Jose, CA
TERRERO, Luis (06), OF, R-R	28	05/18/80	Lexington, NC
TETTLTON, Mickey (88-90), C, S-R	14	09/16/60	Barahona, DR
THOMAS, Valmy (60), C, R-R	41	10/21/28	Oklahoma City, OK
THOME, Jim (12), DH, L-R	25	08/27/70	Sancti Spiritus, Puerto Rico
THOMSON, Bobby (60), OF, R-R	35	10/25/23	Peoria, IL
THRONEBERRY, Marv (61-62), 1B, L-L	8	09/02/33	Glasgow, Scotland
THURMOND, Mark (88-89), LHP	21	09/12/56	Collierville, TN
TIBBS, Jay (88-90), RHP	53, 50	01/04/62	Houston, TX
TILLMAN, Chris (09-), RHP	54, 24, 30	04/15/88	Katy, TX
TIMLIN, Mike (99-00), RHP	40	03/10/66	Trussville, AL
TOLLESON, Steve (12), INF, R-R	6	11/01/83	Fountain Valley, CA
TORRES, Eider (08-), INF, R-R	14	01/16/83	Oldsmar, FL
TORREZ, Mike (75), RHP	24	08/28/46	Spartanburg, SC
TOWERS, Josh (01-02), RHP	35	02/26/77	Maracaibo, Venezuela
TRABER, Jim (84, '86, '88-89), 1B, L-L	28	12/26/61	Topeka, KS
TRACHSEL, Steve (07-08), RHP	41	10/31/70	Port Hueneme, CA
TRIANDOS, Gus (55-62), C, R-R	11	07/30/30	Columbus, OH
TROMBLEY, Mike (00-01), RHP	28	04/14/67	Oxnard, CA
TROUT, Paul Dizzy (57), RHP	24	06/29/15	San Francisco, CA
TURLEY, Bob (54), RHP	33	09/19/30	Springfield, MA
TURNER, Justin (09-10), INF, R-R	83, 6	11/23/84	Sandcut, IN
TURNER, Shane (91), IF, L-R	28	01/08/63	Troy, IL
UEHARA, Koji (09-11), RHP	19	04/03/75	Long Beach, CA
UNDERWOOD, Tom (84), LHP	42	12/22/53	Los Angeles, CA
URUTIA, Henry (13-), OF, L-R	51	02/13/87	Sinking Spring, PA
VALENCIA, Danny (13-), INF, R-R	45	09/19/84	Osaka, Japan
VALENTINE, Fred (59, '63, '68), OF, S-R	27	01/19/35	Kokomo, IN
VALENZUELA, Fernando (93), LHP	34	11/01/60	Died 11/22/10 (56)
VAN GORDER, Dave (87), C, R-R	49, 14	03/27/57	Le Petit Prince, Haiti
VAN SLYKE, Andy (95), OF, L-R	18	12/21/60	Boaca Raton, FL
VANDENHURK, Rick (10-), RHP	54	05/22/85	Washington, DC
VINEYARD, Dave (64), RHP	20	02/25/41	Navajo, Sonora Mexico
VIOLA, Pedro (10-), LHP	47	06/29/83	Los Angeles, CA
VIRGIL, Ozzie (62), 3B, R-R	34	05/17/33	Utica, NY
VOIGT, Jack (92-95), OF, R-R	28	05/17/66	Ladue, MO
WAITKUS, Eddie (54-55), 1B, L-L	3, 9	09/04/19	Noord-Brandt, Netherlands
WALKER, Greg (90), 1B, L-R	35	10/06/59	Clay, WV
WALKER, Jamie (07-09), LHP	32	07/01/71	Santo Domingo, Dom. Rep.
WALKER, Jerry (57-60), RHP	41, 38	02/12/39	Montecristi, Puerto Rico
WALTON, Jerome (97), OF, R-R	1, 37	07/08/65	Sarasota, FL
WARD, Pete (62), OF, L-R	28	07/26/39	Cambridge, MA
WARWICK, Carl (65), OF, R-L	23	02/27/37	Douglas, GA
WASDIN, John (01), RHP	45	08/05/72	McMinnville, TN
WASHINGTON, Ron (87), IF, R-R	37	04/29/52	Ada, OK
WATERS, Chris (08), LHP	29	08/17/80	Coweta County, GA
WATT, Eddie (66-73), RHP	39	04/04/42	Montreal, Quebec, Canada
WEBSTER, Lenny (97-99), C, R-R	42	02/10/65	Dallas, TX
WELCH, Don (82-83), RHP	51	02/03/57	Ft. Belvoir, VA
WELLS, David (96), LHP	36	05/20/63	New Orleans, LA
WERLEY, George (56), RHP	15	09/08/38	Lakeland, FL
WERTZ, Vic (54), 1B-OF, L-R	20	02/09/25	Lamoni, IA
WESTLAKE, Wally (55), OF, R-R	14	11/18/20	Charlotte, NC
WESTON, Michael "Mickey" (89-90), RHP	34	03/26/61	Atlanta, TX
WHITESIDE, Eli (05), C, R-R	15, 77	10/22/79	Torrance, CA
WHITT, Emie (91), C, L-R	11, 28	06/13/52	St. Louis, MO
WIDGER, Chris (09), C, R-R	18	05/21/71	York, PA
WIETERS, Matt (09), C, S-R	16, 32	05/21/86	Groldy, CA
WIGGINS, Alan (85-87), 2B, S-R	2	02/17/58	Flint, MI



RECORDS & HISTORY

WIGGINTON, Ty (09-10), INF, R-R	23	10/11/77	San Diego, CA	Mooresville, NC
WIGHT, Bill (55-57), LHP	17	04/12/22	Rio Vista, CA	Died 5/17/07 (85)
WILHELM, Hoyt (58-62), RHP	15	07/26/22	Huntersville, NC	Died 8/23/02 (80)
WILLIAMS, Brian (97), RHP	55	02/15/69	Fort Lawn, SC	Sugar Land, TX
WILLIAMS, Dallas (81), OF, L-L	39	02/28/58	Brooklyn, NY	Indianapolis, IN
WILLIAMS, Dick (56-57, '58, '61-62) OF-IF, R-R	23	05/07/28	St. Louis, MO	Died 7/7/11 (82)
WILLIAMS, Earl (73-74), C-1B, R-R	32	07/14/48	Newark, NJ	Died 1/28/13 (64)
WILLIAMS, Todd (04-07), RHP, R-R	53, 30	02/13/71	Syracuse, NY	Land O'Lakes, FL
WILLIAMSON, Mark (87-93), RHP	32	07/21/59	Corpus Christi, TX	El Cajon, CA
WILLIAMSON, Scott (07), RHP	51	02/17/76	Fort Polk, LA	Guilford, IN
WILSON, Jim (55-56), RHP	36	02/20/22	San Diego, CA	Died 9/2/86 (64)
WOLF, Randy (12), LHP	28	08/22/76	Canoga Park, CA	Los Angeles, CA
WOODLING, Gene (55, '58-60), OF, L-R	14	08/16/22	Akron, OH	Died 6/7/01 (78)
WORRELL, Mark (11-), RHP	52	03/08/83	Palm Beach Gardens, FL	Boynton Beach, FL
WORRELL, Tim (00), RHP	36	07/05/67	Pasadena, CA	Glendale, AZ
WORTHINGTON, Craig (88-91), 3B, R-R	3, 25	04/17/65	Los Angeles, CA	Fullerton, CA
WRIGHT, Jaret (07), RHP	27	12/29/75	Anaheim, CA	San Clemente, CA
YAN, Esteban (96-97), RHP	43	06/22/74	Campina Del Seibo, DR	San Pedro De Macoris, DR
YOUNG, Bobby (54-55), 2B, L-R	5	01/22/25	Granite, MD	Died 1/28/85 (60)
YOUNG, Mike (82-87), OF, S-R	43	03/20/60	Oakland, CA	Antioch, CA
YOUNG, Walter (05), 1B, L-R	75	02/18/80	Hattiesburg, MS	Hattiesburg, MS
ZAMBRANO, Victor (07), RHP	41	08/08/75	Los Teques, Venezuela	Los Teques, Venezuela
ZALIN, Gregg (95-96, '09), C, S-R	47, 24, 9	04/14/71	Glendale, CA	Toronto, Canada
ZIELE, Todd (96), 3B, R-R	14	09/09/65	Van Nuys, CA	East Brunswick, NJ
ZUPO, Frank "Noodles" (57-58, '61), C, L-R	42	08/29/39	San Francisco, CA	Died 3/25/05 (65)
ZUVERINK, George (55-59), RHP	35	08/20/24	Holland, MI	Tempe, AZ

ORIOLES MAJOR AWARD WINNERS

Most Valuable Player, AL (BBWAA): Brooks Robinson (64), Frank Robinson (66), Boog Powell (70), Cal Ripken Jr (83 and '91).

Cy Young Award, AL (BBWAA): Mike Cuellar (69 tied with Denny McLain), Jim Palmer (73, '75, '76); Mike Flanagan (79), Steve Stone (80).

Manager of the Year (BBWAA): Frank Robinson (89), Davey Johnson (97).

Manager of the Year, Major League (TSN): Hank Bauer (66), Earl Weaver (77, '79), Frank Robinson (89), Johnny Oates (93).

Manager of the Year, AL (AP): Paul Richards (60), Hank Bauer (64, '66), Earl Weaver (73, '77, '79), Frank Robinson (89).

Manager of the Year, AL (UPI): Earl Weaver (79), Joe Altobelli (83), Frank Robinson (89).

Manager of the Year, AL (TSN): Buck Showalter (2012)

Rookie of the Year, AL (TSN): Ron Hansen (60), Curt Blefary (65), Al Bumbry (73), Cal Ripken Jr (82), Craig Worthington (89).

Rookie of the Year, AL (BBWAA): Ron Hansen (60), Curt Blefary (65), Al Bumbry (73), Eddie Murray (77), Cal Ripken Jr (82), Gregg Olson (89).

Rookie Pitcher of the Year, AL (TSN): Wally Bunker (64), Tom Phoebus (67), Mike Boddicker (83), Rodrigo Lopez (02).

Player of the Year, AL (TSN): Brooks Robinson (64), Frank Robinson (66), Cal Ripken Jr (83 and '91).

Player of the Year, AL (Baseball America): Cal Ripken Jr (83 & '91).

Pitcher of the Year, AL (TSN): Chuck Estrada (60), Jim Palmer (73, '75, '76), Mike Flanagan (79), Steve Stone (80).

Player of the Year, Major League (TSN): Frank Robinson (66), Cal Ripken Jr (83 and '91).

Executive of the Year, Major League (TSN): Harry Dalton (70), Hank Peters (79), Roland Hemond (89).

Executive of the Year, Major League (UPI): Hank Peters (79), Roland Hemond (89).

Roberto Clemente Award (Commissioner's Office): Presented annually to player who best typifies the game of baseball, both on and off the field--Brooks Robinson (72), Ken Singleton (82), Cal Ripken Jr (92), Eric Davis (97).

Joe Cronin Award (AL Office): Presented annually to an AL player for significant achievement--Jim Palmer (76), Brooks Robinson (77), and Cal Ripken Jr (95).

Bart Giamatti Caring Award (Baseball Alumni Team): For exceptional devotion and contribution to both baseball and the community--Cal Ripken Jr (90)...It was the first time presented.

Tony Conigliaro Award (Boston Baseball Writers): Presented annually to player who overcomes adversity through spirit, determination and courage--Eric Davis (97), Jason Johnson (01).

Most Valuable Player, World Series: Frank Robinson (66), Brooks Robinson (70), Rick Dempsey (83).

Most Valuable Player, ALCS (Leland S. MacPhail Jr Award): Mike Boddicker (83).

Most Valuable Player, All-Star Game (Commissioner's Office): Now known as Arch Ward Memorial Trophy, Brooks Robinson (66), Frank Robinson (71), Roberto Alomar (98), Cal Ripken (91, '01), Miguel Tejada (05).

Jack Dunn Memorial Community Service Award: Elrod Hendricks (87), Ken Singleton (88), Brooks Robinson (89), Jim Palmer (91), Cal Ripken Jr. (95), Eric Davis (97).

FRONT OFFICE

ORIOLES REACH

MANAGER & COACHES

2014 ORIOLES

2013 IN REVIEW

OPPONENTS

MINOR LEAGUES

RECORDS & HISTORY

ORIOLE PARK

MEDIA



BALTIMORE ORIOLES RECORDS 1954 THRU 2013

ALL-STAR GAME SELECTEES

Year	Player	Notes	Year	Player	Notes	Year	Player	Notes
1954	Bob Turley	DNP		Brooks Robinson	ST	1997	Roberto Alomar	ST
1955	Jim Wilson	DNP		Frank Robinson	ST		Brady Anderson	ST
1956	George Kell	ST	1972	Pat Dobson	DNP		Jimmy Key	***
1957	George Kell	ST		Bobby Grich	ST, +		Mike Mussina	DNP
	Billy Loes			Dave McNally			Cal Ripken, Jr.	ST
	Gus Triandos	DNP		Jim Palmer	ST, +		Randy Myers	
1958	Billy O'Dell			Brooks Robinson	ST	1998	Roberto Alomar	ST
	Gus Triandos	ST	1973	Paul Blair			Rafael Palmeiro	
1959	Billy O'Dell	2		Brooks Robinson	ST		Cal Ripken, Jr.	ST
	Gus Triandos	ST, 1	1974	Mike Cuellar	DNP	1999		
	Jerry Walker	ST, 2, +		Bobby Grich			Mike Mussina	
	Hoyt Wilhelm	DNP, 1		Brooks Robinson	ST		Cal Ripken, Jr.	ST
	Gene Woodling	2	1975	Jim Palmer	DNP		B.J. Surhoff	
1960	Chuck Estrada	DNP, 2	1976	Mark Belanger		2000	Mike Bordick	
	Jim Gentile	DNP, 2		Bobby Grich	ST		Cal Ripken, Jr.	ST, *
	Ron Hansen	DNP	1977	Jim Palmer	ST, +		Cal Ripken, Jr.	ST
	Brooks Robinson			Ken Singleton		2001		
1961	Jack Brandt	DNP, 2	1978	Mike Flanagan	DNP	2002	Tony Batista	
	Jim Gentile	DNP, 2		Eddie Murray	DNP	2003	Melvin Mora	
	Brooks Robinson	ST		Jim Palmer	ST, +	2004	Miguel Tejada	
	Hoyt Wilhelm	DNP, 2	1979	Ken Singleton		2005	Melvin Mora	
1962	Jim Gentile	ST		Don Stanhouse	DNP		Brian Roberts	ST
	Milt Pappas		1980	Al Bumbry			B.J. Ryan	
	Brooks Robinson			Steve Stone	ST, +	2006	Miguel Tejada	ST
	Hoyt Wilhelm	*	1981	Scott McGregor	DNP	2007	Brian Roberts	
1963	Luis Aparicio			Eddie Murray		2008	George Sherrill	
	Brooks Robinson			Ken Singleton	ST	2009	Adam Jones	
	Steve Barber	*	1982	Eddie Murray		2010	Ty Wigginton	
1964	Luis Aparicio	*	1983	Tippy Martinez	DNP	2011	Matt Wieters	
	Brooks Robinson	ST		Eddie Murray		2012	Matt Wieters	
	Norm Siebern			Cal Ripken, Jr.			Adam Jones	
1965	Milt Pappas	ST, +	1984	Mike Boddicker	DNP		Jim Johnson	
	Brooks Robinson	ST		Eddie Murray		2013	Chris Davis	ST, \$
1966	Steve Barber	DNP		Cal Ripken, Jr.	ST		J.J. Hardy	ST
	Andy Etchebarren	DNP	1985	Eddie Murray	ST		Adam Jones	ST
	Brooks Robinson	ST		Cal Ripken, Jr.	ST		Manny Machado	
	Frank Robinson	ST	1986	Don Aase			Chris Tillman	
1967	Andy Etchebarren	DNP		Eddie Murray	ST			
	Brooks Robinson	ST		Cal Ripken, Jr.	ST			
	Frank Robinson	ST	1987	Terry Kennedy	ST			
1968	Davey Johnson			Cal Ripken, Jr.	ST			
	Boog Powell		1988	Cal Ripken, Jr.	ST, +			
	Brooks Robinson	ST	1989	Mickey Tettleton				
1969	Paul Blair			Cal Ripken, Jr.	ST			
	Davey Johnson			Gregg Olson	DNP			
	Dave McNally		1990	Cal Ripken, Jr.	ST			
	Boog Powell	ST		Cal Ripken, Jr.	ST			
	Brooks Robinson		1991	Cal Ripken, Jr.	ST			
	Frank Robinson	ST	1992	Brady Anderson				
1970	Mike Cuellar	DNP		Mike Mussina				
	Davey Johnson	ST, +	1993	Cal Ripken, Jr.	DNP			
	Dave McNally	DNP		Cal Ripken, Jr.	ST			
	Jim Palmer	ST, +	1994	Mike Mussina				
	Boog Powell	ST		Cal Ripken, Jr.	ST			
	Brooks Robinson			Lee Smith				
	Frank Robinson	ST	1995	Cal Ripken, Jr.	ST			
1971	Don Buford		1996	Brady Anderson	ST, +			
	Mike Cuellar			Cal Ripken, Jr.	ST			
	Jim Palmer			Roberto Alomar				
	Boog Powell	*						

KEY

- 1 Selected for 1st game only
- 2 Selected for 2nd game only
- + Started, but not elected
- ++ Honorary Manager
- * Selected but did not attend due to injury
- ** Replaced Casey Stengel, who left the Yankees after they won 1960 pennant
- *** Selected but did not attend - got married

RECORDS & HISTORY

ALL-STAR NOTES

In 2013, the Orioles sent five players (Chris Davis, J.J. Hardy, Adam Jones, Manny Machado and Chris Tillman) to the All-Star Game in New York (Citi Field)... It was the first time since 1997 the Orioles had five or more All-Stars. • In 2009, in his first All-Star Game, CF Adam Jones was 0-1 with a sacrifice fly and the game-winning RBI. At 23 years old, he was the third-youngest player with a game-winning RBI in the eighth inning or later of an All-Star Game, behind Ted Williams (1941) and Hank Blacklock (2003) each of whom did it at age 22 • Jones was the youngest Oriole to make the AL squad since Mike Mussina (also 23) in 1992 and the youngest O's position player to make the squad since Cal Ripken Jr. (22) in 1983 • LHP George Sherrill, who had spent all or parts of five years in independent baseball, was named to the 2008 All-Star team and pitched 2.1 scoreless innings in the game which was held in the old Yankee Stadium • After having 28 saves at the break, Sherrill became the first pitcher since 1987 to work more than two innings in an All-Star Game **DOUBLE-PLAY DUOS:** In 2005, 2B Brian Roberts and SS Miguel Tejada became the first Orioles teammates to start in the All-Star Game since 2B Roberto Alomar and 3B Cal Ripken each started in 1998. They were the third 2B-SS tandem from the same team to start for the AL since fan balloting returned in 1970, joining New York's Willie Randolph and Bucky Dent in 1981 along with Alomar and Ripken in 1996 **THREE IN A ROW:** Shortstop Miguel Tejada was named to his 3rd straight All-Star team in 2006, becoming the 12th player in club history to make the team in at least 3 straight seasons • He joined Cal Ripken (1983-2001), Brooks Robinson (1960-74), Eddie Murray (1968-71), Frank Robinson (1969-72), Gus Triandos (1957-59), Jim Gentile (1960-62), Davey Johnson (1968-70), Jim Palmer (1970-72), Mike Mussina (1992-94) and Roberto Alomar (1996-98) **CAL'S FINALE:** 3B Cal Ripken, playing in his final All-Star Game, homered on the first pitch he saw in the 3rd inning and went on to win his second All-Star MVP Award in the 2001 All-Star Game at Seattle's Safeco Field • Ripken, the lone Oriole selected to play in the game, led off the inning and turned on the first pitch from Los Angeles' Chan Ho Park to give the American League a 1-0 lead it would not relinquish • It was the 19th time Ripken was either elected or selected to the AL All-Star squad, breaking Brooks Robinson's AL mark; he technically started at shortstop after Texas' Alex Rodriguez 'pushed' him to the position and played third base himself in the first inning • Cal also won MVP honors in the 1991 game, homering at Toronto • With the 2001 home run, he became the oldest player to homer in an All Star Game and the only Oriole to homer twice in All-Star play. **ALL-STAR STARTS/APPEARANCES:** With the 2013 selections of 1B Chris Davis, CF Adam Jones and SS J.J. Hardy, 15 different Orioles have been elected starters since fan voting was reinstituted in 1969. • Cal Ripken was elected to start 18 years, 17 of those by fan vote...He was unable to play because of injury in 2000...Other Orioles elected to starting berths are Brooks Robinson (4 times); Roberto Alomar (3 times); Boog Powell & Frank Robinson (2 each); and Adam Jones, J.J. Hardy, Chris Davis, Bobby Grich, Ken Singleton, Eddie Murray, Terry Kennedy, Brady Anderson, Brian Roberts and Miguel Tejada (1 each). **ORIOLES ALL-STAR MVPs:** The Orioles have had five different players who have earned All-Star MVP honors • In 2001, Cal Ripken became only the fourth player and the first American Leaguer to win two All-Star Game MVP Awards when he took the honors in Seattle • He joined Willie Mays, Steve Garvey and Gary Carter as the only 2-time winners • Cal also won the MVP Award in 1991 at Toronto's SkyDome, going 2-for-3 with a 3-run homer off former teammate Dennis Martinez and a single off Cy Young-winner Tom Glavine to lead the AL to a 4-2 win • Cal became only the 3rd AL shortstop to hit an All-Star Game homer, joining Lou Boudreau (42) and Dick McAuliffe (65) • In the home run hitting contest the day before the All-Star Game, Cal hit an incredible 12 homers in 22 swings to help the AL to a 20-7 pasting of the NL • Frank Robinson's 4th-inning homer at Detroit in the 1971 game put the AL ahead to stay and earned him MVP honors • It was the AL's first All-Star victory since 1962 and its last until 1983 • Roberto Alomar earned the 1998 All-Star MVP award at Denver's Coors Field with a 3-for-4 performance including a HR and a stolen base in the American League's 13-8 win • Alomar, Ripken and Rafael Palmeiro combined for 6 hits, the most by teammates since seven Reds had 7 hits in 1976 • In 2005, Miguel Tejada won MVP honors with a home run, 2 RBI and a hand in 2 double plays to lead the AL to a 7-5 win at Detroit • Brooks Robinson won the trophy in St. Louis in 1966, going 3-for-4 with a triple at the plate and 8-for-8 fielding • He was the first player from a losing team to be so honored • Billy O'Dell hurled 3 perfect innings to save the AL's 4-3 win in the 1958 All-Star Game at Baltimore's Memorial Stadium and was named the game's "unofficial" MVP • The official All-Star MVP Award was created in 1962. **HOME RUN DERBY:** After leading the majors in homers at the break, Chris Davis took part in the 2013 Home Run Derby at Citi Field in New York...He finished fourth...A last-minute replacement to the 2004 Home Run Derby at Minute Maid Park in Houston, Miguel Tejada set records for home runs in one round (15) and overall (27) to win the contest...He was the second Oriole to win the derby, joining Cal Ripken, who hit 12 homers at Toronto's SkyDome in 1991...Tejada also took part in the 2006 Home Run Derby in Detroit after declining to participate in the 2005 contest, instead bowing to David Ortiz to represent the Dominican Republic in the revised United States vs. the World format. **ORIOLES ALL-STAR HOMERS:** Miguel Tejada's home run in the 2005 game at Detroit was the 7th overall by an Oriole in an All-Star Game • Cal Ripken also hit two home runs in All-Star games, in 1991 (7/9 at Toronto off Dennis Martinez, two on) and 2001 (7/10 at Seattle off Chan Ho Park, none on) • The others were by Brooks Robinson (7/11/67 at Anaheim off Fergie Jenkins, none on); Frank Robinson (7/13/71 at Detroit off Dock Ellis, one on); Ken Singleton (8/9/81 at Cleveland off Tom Seaver, none on); and Roberto Alomar (7/7/98 at Colorado off Trevor Hoffman, none on). **BALTIMORE AS ALL-STAR HOST:** The Orioles have played host to two All-Star Games • The 25th Midsummer Classic was held at Memorial Stadium in 1958, and the 64th All-Star game was held at Camden Yards in 1993 • On July 8, 1958, Orioles pitcher Billy O'Dell retired the final 9 batters as the AL posted a 4-3 win before 48,829 fans at Memorial Stadium • The Orioles' Gus Triandos was the starting catcher, and 11 future Hall of Famers saw action in the game • In its 2nd year of existence, Oriole Park at Camden Yards played host to baseball's first-ever All-Star Week, including the AL's 9-3 win on July 13, 1993 • The game drew 48,147 fans • Cal Ripken was the only Oriole to appear in the game, going 0-for-3 • Pitcher Mike Mussina was selected to the team but did not get into the game • FanFest, the baseball theme park that is now a part of All-Star Week, drew 11,883 visitors during the five-day celebration. Perhaps the most lasting memories from All-Star Week '93 came on Monday, July 12, at the annual Gatorade All-Star Workout • Juan Gonzalez crushed a ball off the facing of the upper deck in left field, and Ken Griffey Jr. became the first player to hit the B&O Warehouse during the home run hitting contest.

POSTSEASON NOTES

The Orioles advanced to post season play in 2012 for the first time since 1997 • The Orioles won the Wild Card game over Texas in Arlington before losing to the New York Yankees in the 2012 Division Series, 3-2 • The Orioles reached the playoffs in consecutive seasons in 1996-97, the only time they've made back-to-back post season appearances since 1973-74 • For the 2nd straight year, the Orioles won their Division Series before losing in the American League Championship Series • In 1997 they beat the Seattle Mariners, 3-1, in the Division Series before losing to the Cleveland Indians, 4-2 in the ALCS • In 1996 they topped the Cleveland Indians, 3-1, in the Division Series and fell to the New York Yankees, 4-1, in the ALCS.

DIVISION SERIES: The Orioles have appeared in three Division Series, winning two • They are 8-5 overall (.615) • The O's are 4-2 at home and 4-3 on the road. **ALCS:** The Orioles have appeared in 9 LCS, going 5-4 • They are 21-16 (.568) • The O's are 10-9 at home and 11-6 on the road • Only the New York Yankees (39 wins), Atlanta Braves (27 wins), Oakland A's (23 wins), and St. Louis Cardinals (22 wins) have won more games in League Championship Series play • The O's won the first 10 ALCS games they played (including the first 9 ever played) • They swept the Twins twice (69-70) and the A's (71) in the first 3 ALCS, then won Game 1 against Oakland in '73 before losing the 2nd game that year. **WORLD SERIES:** Baltimore has gone 3-3 in its 6 World Series, but has a .576 pct. in championship games (19-14) • The Birds are 10-7 at home and 9-7 away. **POST SEASON TOTAL:** The O's have gone to the post season in 11 different seasons and are 49-35 (.583) • They are 24-18 at home and 25-17 on the road • Since their inception in 1954, the Orioles have the 2nd best postseason record of any team (behind Miami's .667 winning percentage) • They also have a 2.66 ERA in postseason play, the lowest of any team. **ATTENDANCE:** The Orioles played 30 post season games at Memorial Stadium, drawing a total of 1,422,209 fans (average 47,407) • In their 12 post season games at Oriole Park at Camden Yards (1996, 1997, 2012), the Orioles drew 584,107 fans (average 48,676) • The largest crowd for a post-season game in Baltimore was 54,458 for Game 4 (the final game) vs. the Dodgers in '66 • That also is the largest crowd for any Orioles home game • The largest home LCS crowd was 52,787 for Game 1 vs. the Angels in '79.



ORIOLES WILD CARD SUMMARY

2012: ORIOLES (1) vs. TEXAS (0)

GAME 1	TEAM	R	H	E
Fri 10/05	BAL	5	8	2
@TEX	TEX	1	9	2
ATT: 46,931				
W: J. Saunders (1-0) L: Y. Darvish (0-1) S: None				
HR: None				

ORIOLES DIVISION SERIES SUMMARY

1996 ALDS: ORIOLES (3) vs. CLEVELAND (1)

GAME 1	TEAM	R	H	E
Tues 10/01	CLE	4	10	0
@BAL	BAL	10	12	1
ATT: 47,644				
W: D. Wells (1-0) L: C. Nagy (0-1) S: None				
HR: Anderson, Ramirez, Surhoff (2), Bonilla				

GAME 2	TEAM	R	H	E
Weds 10/02	CLE	4	8	2
@BAL	BAL	7	9	0
ATT: 48,970				
W: A. Benitez (1-0) L: E. Plunk (0-1)				
S: Myers (1) HR: Anderson, Belle				

GAME 3	TEAM	R	H	E
Fri 10/04	BAL	4	8	2
@CLE	CLE	9	10	0
ATT: 44,250				
W: P. Assenmacher (1-0) L: J. Orosco (0-1)				
S: None HR: Ramirez, Surhoff, Belle				

GAME 4	TEAM	R	H	E
Sat 10/05	BAL	4	14	1
@CLE (12 Inn)	CLE	3	7	1
ATT: 44,280				
W: A. Benitez (2-0) L: J. Mesa (0-1) S: Myers (2)				
HR: Palmeiro, Bonilla, R. Alomar				

1997 ALDS: ORIOLES (3) vs. SEATTLE (1)

GAME 1	TEAM	R	H	E
Weds 10/01	BAL	9	13	0
@SEA	SEA	3	7	1
ATT: 59,579				
W: M. Mussina (1-0) L: R. Johnson (0-1) S: None				
HR: Berroa, Hoiles, Buhner, Rodriguez				

GAME 2	TEAM	R	H	E
Thurs 10/02	BAL	9	14	0
@SEA	SEA	3	9	0
ATT: 59,309				
W: S. Erickson (1-0) L: J. Moyer (0-1) S: None				
HR: Baines, Anderson				

GAME 3	TEAM	R	H	E
Sat 10/04	SEA	4	11	0
@BAL	BAL	2	5	0
ATT: 49,137				
W: J. Fassero (1-0) L: J. Key (0-1) S: None				
HR: Buhner, Sorrento				

GAME 4	TEAM	R	H	E
Sun 10/05	SEA	1	2	0
@BAL	BAL	3	7	0
ATT: 48,766				
W: M. Mussina (2-0) L: R. Johnson (0-2)				
S: Myers (1) HR: Martinez, Reboulet, Berroa				



2012 ALDS: ORIOLES (2) vs. YANKEES (3)

GAME 1	TEAM	R	H	E
Sun 10/07	NY Yankees	7	10	1
@BAL	BAL	2	8	1
ATT: 47,841				
W: C. Sabathia (1-0) L: J. Johnson (0-1)				
S: None HR: Martin				

GAME 2	TEAM	R	H	E
Mon 10/08	NY Yankees	2	9	2
@BAL	BAL	3	7	2
ATT: 48,187				
W: W. Chen (1-0) L: A. Pettitte (0-1)				
S: J. Johnson (1) HR: None				

GAME 3	TEAM	R	H	E
Weds 10/10	BAL	2	7	0
@NY Yankees (12 Inn)	NY Yankees	3	7	0
ATT: 50,497				
W: D. Robertson (1-0) L: B. Matusz (0-1)				
S: None HR: Flaherty, Machado, Ibanez (2)				

GAME 4	TEAM	R	H	E
Thurs 10/11	BAL	2	8	1
@NY Yankees (13 Inn)	NY Yankees	1	7	0
ATT: 49,307				
W: P. Strop (1-0) L: D. Phelps (0-1)				
S: J. Johnson (2) HR: McLouth				

GAME 5	TEAM	R	H	E
Fri 10/12	BAL	1	4	0
@NY Yankees	NY Yankees	3	5	0
ATT: 47,081				
W: C. Sabathia (2-0) L: J. Hammel (0-1) S: None				
HR: Granderson				

ORIOLES CHAMPIONSHIP SERIES SUMMARY

1969 ALCS: ORIOLES (3) vs. MINNESOTA (0)

GAME 1	TEAM	R	H	E
Sat 10/04	MIN	3	4	2
@BAL (12 Inn)	BAL	4	10	1
ATT: 39,324				
W: D. Hall (1-0) L: R. Perranoski (0-1) S: None				
HR: F. Robinson, Belanger, Powell, Oliva				

GAME 2	TEAM	R	H	E
Sun 10/05	MIN	0	3	1
@BAL (11 Inn)	BAL	1	8	0
ATT: 41,704				
W: D. McNally (1-0) L: D. Boswell (0-1) S: None				
HR: None				

GAME 3	TEAM	R	H	E
Mon 10/06	BAL	11	18	0
@MIN	MIN	2	10	2
ATT: 32,735				
W: J. Palmer (1-0) L: R. Miller (0-1) S: None				
HR: Blair				



1970 ALCS: ORIOLES (3) vs. MINNESOTA (0)

GAME 1	TEAM	R	H	E
Sat 10/03	BAL	10	13	0
@MIN	MIN	6	11	2
ATT: 26,847				
W: D. Hall (1-0) L: J. Perry (0-1) S: None				
HR: Cuellar (GS), Buford, Powell, Killebrew				

GAME 2	TEAM	R	H	E
Sun 10/04	BAL	11	13	0
@MIN	MIN	3	6	2
ATT: 27,490				
W: D. McNally (1-0) L: T. Hall (0-1) S: None				
HR: F. Robinson, Killebrew, Oliva, D. Johnson				

GAME 3	TEAM	R	H	E
Mon 10/05	MIN	1	7	2
@BAL	BAL	6	10	0
ATT: 27,608				
W: J. Palmer (1-0) L: J. Kaat (0-1) S: None				
HR: D. Johnson				

1971 ALCS: ORIOLES (3) vs. OAKLAND (0)

GAME 1	TEAM	R	H	E
Sun 10/03	OAK	3	9	0
@BAL	BAL	5	7	1
ATT: 42,621				
W: D. McNally (1-0) L: V. Blue (0-1) S: E. Watt (1)				
HR: None				

GAME 2	TEAM	R	H	E
Mon 10/04	OAK	1	6	0
@BAL	BAL	5	7	0
ATT: 35,003				
W: M. Cuellar (1-0) L: C. Hunter (0-1) S: None				
HR: B. Robinson, Hendricks, Powell (2)				

GAME 3	TEAM	R	H	E
Tues 10/05	BAL	5	12	0
@OAK	OAK	3	7	0
ATT: 33,176				
W: J. Palmer (1-0) L: D. Segui (0-1) S: None				
HR: Jackson (2), Bando				

1973 ALCS: ORIOLES (2) vs. OAKLAND (3)

GAME 1	TEAM	R	H	E
Sat 10/06	OAK	0	5	1
@BAL	BAL	6	12	0
ATT: 41,279				
W: J. Palmer (1-0) L: V. Blue (0-1) S: None				
HR: None				

GAME 2	TEAM	R	H	E
Sun 10/07	OAK	6	9	0
@BAL	BAL	3	8	0
ATT: 48,425				
W: C. Hunter (1-0) L: D. McNally (0-1)				
S: R. Fingers (1) HR: Campenaris, Rudi, Bando (2)				

GAME 3	TEAM	R	H	E
Tues 10/09	BAL	1	3	0
@OAK (11 Inn)	OAK	2	4	3
ATT: 34,367				
W: K. Holtzman (1-0) L: M. Cuellar (0-1) S: None				
HR: Williams, Campaneris				

GAME 4	TEAM	R	H	E
Weds 10/10	BAL	5	8	0
@OAK	OAK	4	7	0
ATT: 27,497				
W: G. Jackson (1-0) L: R. Fingers (0-1) S: None				
HR: Etchebarren, Grich				

GAME 5 TEAM R H E

Thurs 10/11	BAL	0	5	2
@OAK	OAK	3	7	0
ATT: 24,265				
W: C. Hunter (2-0) L: D. Alexander (0-1) S: None				
HR: None				

1974 ALCS: ORIOLES (1) vs. OAKLAND (3)

GAME 1	TEAM	R	H	E
Sat 10/05	BAL	6	10	0
@OAK	OAK	3	9	0
ATT: 41,609				
W: M. Cuellar (1-0) L: C. Hunter (0-1) S: None				
HR: B. Robinson, Blair, Grich				

GAME 2	TEAM	R	H	E
Sun 10/06	BAL	0	5	2
@OAK	OAK	5	8	0
ATT: 42,810				
W: K. Holtzman (1-0) L: D. McNally (0-1)				
S: None HR: Bando, Fosse				

GAME 3	TEAM	R	H	E
Tues 10/08	OAK	1	4	2
@BAL	BAL	0	2	1
ATT: 32,060				
W: V. Blue (1-0) L: J. Palmer (0-1) S: None				
HR: Bando				

GAME 4	TEAM	R	H	E
Weds 10/09	OAK	2	1	0
@OAK	BAL	1	5	1
ATT: 28,136				
W: C. Hunter (1-1) L: M. Hunter (1-1)				
S: R. Fingers (1) HR: None				

1979 ALCS: ORIOLES (3) vs. CALIFORNIA (1)

GAME 1	TEAM	R	H	E
Weds 10/03	BAL	3	7	1
@BAL (10 Inn)	OAK	6	6	0
ATT: 52,787				
W: D. Stanhouse (1-0) L: J. Montague (0-1)				
S: None HR: Ford, Lowenstein				

GAME 2	TEAM	R	H	E
Thurs 10/04	CAL	8	10	1
@BAL	BAL	9	11	1
ATT: 52,108				
W: M. Flanagan (1-0) L: D. Frost (0-1) S: None				
HR: Ford, Murray				

GAME 3	TEAM	R	H	E
Fri 10/05	BAL	3	8	3
@CAL	CAL	4	9	0
ATT: 43,199				
W: D. Aase (1-0) L: D. Stanhouse (1-1) S: None				
HR: Baylor				

GAME 4	TEAM	R	H	E
Sat 10/06	BAL	8	12	1
@CAL	CAL	0	6	0
ATT: 43,199				
W: S. McGregor (1-0) L: C. Knapp (0-1) S: None,				
HR: Kelly				



1983 ALCS: ORIOLES (3) vs. WHITE SOX (1) SERIES MVP: MIKE BODDICKER

GAME 1	TEAM	R	H	E
Weds 10/05	CWS	2	7	0
@BAL	BAL	1	5	1
ATT: 51,289				
W: L. Hoyt (1-0) L: S. McGregor (0-1) S: None, HR: None				

GAME 2	TEAM	R	H	E
Thurs 10/06	CWS	0	5	2
@BAL	BAL	4	6	0
ATT: 52,347				
W: M. Boddicker (1-0) L: F. Bannister (0-1) S: None HR: Roenicke				

GAME 3	TEAM	R	H	E
Fri 10/07	BAL	11	8	0
@CWS	CWS	1	6	1
ATT: 46,635				
W: M. Flanagan (1-0) L: R. Dotson (0-1) S: S. Stewart (1) HR: Murray				

GAME 4	TEAM	R	H	E
Sat 10/08	BAL	3	9	0
@CWS (10 Inn)	CWS	0	10	0
ATT: 45,477				
W: T. Martinez (1-0) L: B. Burns (0-1) S: None, HR: Landrum				

1996 ALCS: ORIOLES (1) vs. YANKEES (4) SERIES MVP: BERNIE WILLIAMS (NYY)

GAME 1	TEAM	R	H	E
Weds 10/09	BAL	4	11	1
@NYY (10 Inn)	NYN	5	11	0
ATT: 56,495				
W: M. Rivera (1-0) L: R. Myers (0-1) S: None HR: Anderson, Palmeiro, Jeter, Williams				

GAME 2	TEAM	R	H	E
Thurs 10/10	BAL	5	10	0
@NYY	NYN	3	11	1
ATT: 58,432				
W: D. Wells (1-0) L: J. Nelson (0-1) S: A. Benitez (1) HR: Palmeiro, Zeile				

GAME 3	TEAM	R	H	E
Fri 10/11	NYN	5	8	0
@BAL	BAL	2	3	2
ATT: 48,635				
W: J. Key (1-0) L: M. Mussina (0-1) S: J. Wetteland (1) HR: Zeile, Fielder				

GAME 4	TEAM	R	H	E
Sat 10/12	NYN	8	9	0
@BAL	BAL	4	11	0
ATT: 48,974				
W: D. Weathers (1-0) L: R. Copping (0-1) S: None HR: Hoiles, O'Neill, Strawberry (2), Williams				

GAME 5	TEAM	R	H	E
Sun 10/13	NYN	6	11	0
@BAL	BAL	4	4	1
ATT: 48,718				
W: A. Pettitte (1-0) L: S. Erickson (0-1) S: None HR: Bonilla, Murray, Zeile, Fielder, Leyritz, Strawberry				



1997 ALCS: ORIOLES (2) vs. YANKEES (4) SERIES MVP: MARQUIS GRISSOM (CLE)

GAME 1	TEAM	R	H	E
Weds 10/08	CLE	0	4	1
@BAL (10 Inn)	BAL	3	6	1
ATT: 49,029				
W: S. Erickson (1-0) L: C. Ogea (0-1), S: R. Myers (1) HR: R. Alomar, Anderson				

GAME 2	TEAM	R	H	E
Thurs 10/09	CLE	5	6	3
@BAL	BAL	4	8	1
ATT: 49,131				
W: P. Assenmacher (1-0) L: A. Benitez (0-1) S: J. Mesa (1) HR: Ripken, Grissom, Ramirez				

GAME 3	TEAM	R	H	E
Sat 10/11	BAL	1	8	1
@CLE (12 Inn)	CLE	2	6	0
ATT: 45,047				
W: E. Plunk (1-0) L: R. Myers (0-1) S: None HR: None				

GAME 4	TEAM	R	H	E
Sun 10/12	BAL	7	12	2
@CLE	CLE	8	13	0
ATT: 45,081				
W: J. Mesa (1-0) L: A. Mills (0-1) S: None, HR: Anderson, Baines, Palmeiro, S. Alomar, Ramirez				

GAME 5	TEAM	R	H	E
Mon 10/13	BAL	4	10	0
@CLE	CLE	2	8	1
ATT: 45,068				
W: S. Kamieniecki (1-0) L: C. Ogea (0-2) S: None HR: Davis				

GAME 6	TEAM	R	H	E
Weds 10/15	CLE	1	3	0
@BAL (11 Inn)	BAL	0	10	0
ATT: 49,075				
W: B. Anderson (1-0) L: A. Benitez (0-2), S: J. Mesa (2) HR: Fernandez				

ORIOLES WORLD SERIES SUMMARY

1966 WORLD SERIES: ORIOLES (4) vs. DODGERS (0) SERIES MVP: FRANK ROBINSON

GAME 1	TEAM	R	H	E
Weds 10/05	BAL	5	9	0
@LA	LA	2	3	0
ATT: 55,941				
W: M. Drabowsky (1-0), L: D. Drysdale (0-1), S: None, HR: B. Robinson, F. Robinson, Lefebvre				

GAME 2	TEAM	R	H	E
Thurs 10/06	BAL	6	9	0
@LA	LA	0	4	6
ATT: 55,947				
W: J. Palmer (1-0) L: S. Koufax (0-1) S: None HR: None				

GAME 3	TEAM	R	H	E
Sat 10/08	LA	0	6	0
@BAL	BAL	1	3	0
ATT: 54,445				
W: W. Bunker (1-0) L: C. Osteen (0-1) S: None HR: Blair				

GAME 4	TEAM	R	H	E
Sun 10/09	LA	0	4	0
@BAL	BAL	1	4	0
ATT: 54,458				
W: D. McNally (1-0) L: D. Drysdale (0-2) S: None HR: F. Robinson				



Baltimore ORIOLES

1969 WORLD SERIES: ORIOLES (1) vs. METS (4) SERIES MVP: DONN CLENDENON (NYM)

GAME 1	TEAM	R	H	E
Sat 10/11	NY	1	6	1
@BAL	BAL	4	6	0
ATT: 50,429				
W: M. Cuellar (1-0) L: T. Seaver (0-1) S: None				
HR: Buford				

GAME 3	TEAM	R	H	E
Tues 10/14	BAL	0	4	1
@NY	NY	5	6	0
ATT: 56,335				
W: G. Gentry (1-0) L: J. Palmer (0-1)				
S: N. Ryan (1) HR: Agree, Kranepool				

GAME 5	TEAM	R	H	E
Thurs 10/16	BAL	3	5	2
@NY	NY	5	7	0
ATT: 57,397				
W: J. Koosman (2-0) L: E. Watt (0-1) S: None				
HR: McNally, Robinson, Clendenon, Weis				

GAME 2	TEAM	R	H	E
Sun 10/12	NY	2	6	0
@BAL	BAL	1	2	0
ATT: 50,850				
W: J. Koosman (1-0) L: D. McNally (0-1)				
S: R. Taylor (1) HR: Clendenon				

GAME 4	TEAM	R	H	E
Weds 10/15	BAL	1	6	1
@NY (10 Inn)	NY	2	10	1
ATT: 57,367				
W: T. Seaver (1-1) L: D. Hall (0-1) S: None,				
HR: Clendenon				

1970 WORLD SERIES: ORIOLES (4) vs. CINCINNATI (1) SERIES MVP: BROOKS ROBINSON

GAME 1	TEAM	R	H	E
Sat 10/10	BAL	4	7	2
@CIN	CIN	3	5	0
ATT: 51,531				
W: J. Palmer (1-0) L: G. Nolan (0-1)				
S: P. Richert (1) HR: Hendricks, Powell, Robinson, May				

GAME 3	TEAM	R	H	E
Tues 10/13	CIN	3	9	0
@BAL	BAL	9	10	1
ATT: 51,773				
W: D. McNally (1-0) L: T. Cloninger (0-1)				
S: None HR: Buford, McNally, Robinson				

GAME 5	TEAM	R	H	E
Thurs 10/15	CIN	3	6	0
@BAL	BAL	9	15	0
ATT: 45,341				
W: M. Cuellar (1-0) L: J. Merritt (0-1) S: None				
HR: Rettenmund, Robinson				

GAME 2	TEAM	R	H	E
Sun 10/11	BAL	6	10	2
@CIN	CIN	5	7	0
ATT: 51,531				
W: T. Phoebeus (1-0) L: M. Wilcox (0-1)				
S: D. Hall (1) HR: Powell, Bench, Tolan				

GAME 4	TEAM	R	H	E
Weds 10/14	CIN	6	8	3
@BAL	BAL	5	8	0
ATT: 53,007				
W: C. Carroll (1-0) L: E. Watt (0-1) S: None				
HR: Robinson, May, Rose				

RECORDS & HISTORY

1971 WORLD SERIES: ORIOLES (3) vs. PITTSBURGH (4) SERIES MVP: ROBERTO CLEMENTE (PIT)

GAME 1	TEAM	R	H	E
Sat 10/09	PIT	3	3	0
@BAL	BAL	5	10	3
ATT: 53,229				
W: D. McNally (1-0) L: D. Ellis (0-1) S: None				
HR: Buford, Rettenmund, Robinson				

GAME 3	TEAM	R	H	E
Tues 10/12	BAL	1	3	3
@PIT	PIT	5	7	0
ATT: 50,403				
W: S. Blass (1-0) L: M. Cuellar (0-1) S: None				
HR: Robinson, Robertson				

GAME 5	TEAM	R	H	E
Thurs 10/14	BAL	0	2	1
@PIT	PIT	4	9	0
ATT: 51,377				
W: N. Briles (1-0) L: D. McNally (1-1) S: None				
HR: Robertson				

GAME 7	TEAM	R	H	E
Sun 10/17	PIT	2	6	1
@BAL	BAL	1	4	0
ATT: 47,291				
W: S. Blass (2-0) L: M. Cuellar (0-2) S: None				
HR: Clemente				

GAME 2	TEAM	R	H	E
Mon 10/11	PIT	3	8	1
@BAL	BAL	11	14	1
ATT: 53,239				
W: J. Palmer (1-0) L: B. Johnson (0-1)				
S: D. Hall (1) HR: Hebner				

GAME 4	TEAM	R	H	E
Weds 10/13	BAL	3	4	1
@PIT	PIT	4	14	0
ATT: 51,378				
W: B. Kison (1-0) L: E. Watt (0-1) S: D. Giusti (1)				
HR: None				

GAME 6	TEAM	R	H	E
Sat 10/16	PIT	2	9	1
@BAL (10 Inn)	BAL	3	8	0
ATT: 44,174				
W: D. McNally (2-1) L: B. Miller (0-1) S: None				
HR: Buford, Clemente				





1979 WORLD SERIES: ORIOLES (3) vs. PITTSBURGH (4) SERIES MVP: WILLIE STARGELL (PIT)

GAME 1	TEAM	R	H	E
Weds 10/10	PIT	4	11	3
@BAL	BAL	5	6	3
ATT: 53,735				
W: M. Flanagan (1-0) L: B. Kison (0-1) S: None				
HR: DeCinces, Stargell				

GAME 3	TEAM	R	H	E
Fri 10/12	BAL	8	13	0
@PIT	PIT	4	9	2
ATT: 50,848				
W: S. McGregor (1-0) L: C. Candelaria (0-1)				
S: None HR: Ayala				

GAME 5	TEAM	R	H	E
Sun 10/14	BAL	1	6	2
@PIT	PIT	7	13	1
ATT: 50,920				
W: B. Blyleven (1-0) L: M. Flanagan (1-1)				
S: None HR: None				

GAME 7	TEAM	R	H	E
Weds 10/17	PIT	4	10	0
@BAL	BAL	1	4	2
ATT: 53,733				
W: G. Jackson (1-0) L: S. McGregor (1-1)				
S: K. Tekulve (3) HR: Dauer, Stargell				

GAME 2	TEAM	R	H	E
Thurs 10/11	PIT	3	11	2
@BAL	BAL	2	6	1
ATT: 53,739				
W: D. Robinson (1-0) L: D. Stanhouse (0-1)				
S: K. Tekulve (1) HR: Murray				

GAME 4	TEAM	R	H	E
Sat 10/13	BAL	9	12	0
@PIT	PIT	6	17	1
ATT: 50,883				
W: T. Stoddard (1-0) L: K. Tekulve (0-1)				
S: None HR: Stargell				

GAME 6	TEAM	R	H	E
Tues 10/16	PIT	4	10	0
@BAL	BAL	0	7	1
ATT: 53,739				
W: J. Candelaria (1-1) L: J. Palmer (0-1)				
S: K. Tekulve (2) HR: None				



1983 WORLD SERIES: ORIOLES (4) vs. PHILLADELPHIA (1) SERIES MVP: RICK DEMPSEY

GAME 1	TEAM	R	H	E
Tues 10/11	PHI	2	5	0
@BAL	BAL	1	5	1
ATT: 52,204				
W: J. Denny (1-0) L: S. McGregor (0-1)				
S: A. Holland (1) HR: Dwyer, Maddox, Morgan				

GAME 3	TEAM	R	H	E
Fri 10/14	BAL	3	6	1
@PHI	PHI	2	8	2
ATT: 65,792				
W: J. Palmer (1-0) L: S. Carlton (0-1)				
S: T. Martinez (1) HR: Ford, Matthews, Morgan				

GAME 5	TEAM	R	H	E
Sun 10/16	BAL	5	5	0
@PHI	PIT	0	5	1
ATT: 67,064				
W: S. McGregor (1-1) L: C. Hudson (0-2)				
S: None HR: Dempsey, Murray (2)				

GAME 2	TEAM	R	H	E
Weds 10/12	PHI	1	3	0
@BAL	BAL	4	9	1
ATT: 52,132				
W: M. Boddicker (1-0) L: C. Hudson (0-1)				
S: None HR: Lowenstein				

GAME 4	TEAM	R	H	E
Sat 10/15	BAL	5	10	1
@PHI	PHI	4	10	0
ATT: 66,947				
W: S. Davis (1-0) L: J. Denny (1-1)				
S: T. Martinez (2) HR: None				

INSIDE THE PARK HOME RUNS

On August 22, 1993, Texas Rangers (and former Orioles) outfielder Butch Davis circled the bases for an inside-the-park home run off Arthur Rhodes at Oriole Park. It was the first ever hit in the new park and first by a visiting player in Baltimore since August 17, 1960 when Washington's Lenny Green hit one off Jack Fisher.

On July 21, 2004, David Newhan hit one off Boston's Pedro Martinez at Fenway Park. It was the first by an Oriole since Phil Bradley accomplished the feat June 8, 1990 at Memorial Stadium against the New York Yankees. (When Bradley circled the bases, it was the Orioles' first inside-the-park home run since Al Bumbry did it against the Chicago White Sox on August 21, 1976 at Comiskey Park.)

The Orioles allowed two inside-the-park home runs in 2003. Detroit's Shane Halter performed the feat May 6 at Camden Yards off Pat Hentgen, who was victimized again September 13 at Toronto by Greg Myers.

On May 22, 2010, at Washington, Adam Jones hit an inside-the-park home run off Craig Stammen as Nyjer Morgan got a glove on the ball keeping it in the park, but thought it went over. Jones circled bases as Morgan reacted in disbelief that he hadn't caught it.

On September 26, 2011, Robert Andino hit the first inside-the-park home run by an Oriole at Camden Yards. Andino's fly ball off Josh Beckett caromed off the glove of Jacoby Ellsbury as he slammed into the centerfield wall.

Orioles pitcher Jeremy Accardo allowed two inside-the-park home runs in 2011 as Boston's Jacoby Ellsbury accomplished the feat September 19 in Boston and Tampa Bay's Evan Longoria tagged Accardo June 12 in Baltimore for just the second inside-the-parker by an opponent at Camden Yards.



BASEBALL IN BALTIMORE

1872 – The Lord Baltimores, the city's first professional team, begin play in the National Association. In their inaugural game on April 18 in Washington, they beat the Olympics, 16-0. In their home opener on April 22, before 3,500 fans at Newington Park (on Pennsylvania Ave. below Baker Street), they beat the New York Mutuals, 14-9. The team folded in its third season as a rival franchise, the Maryland Base Ball Club, turned from amateur to pro and took its place in the league through 1874. By 1875 the National Association itself had folded.

1882 – A newly formed Lord Baltimores team makes its debut in the American Association, a new rival to the National League. A year later, the franchise moves to newly built Oriole Park (on the southwest corner of what is now Greenmount Ave. and 25th Street) and adopts the name "Orioles," the first time that Maryland's state bird would be used as a nickname in association with Baltimore's professional baseball team.

1884 – Two more Baltimore teams are formed. One, also named the Orioles, plays in the new Union Association; by mid-season they transferred to Lancaster, PA, and the league folded after one season. The other, the Monumentals, becomes a charter member of the Eastern Association, which would become today's International League, but the team breaks up after a mere 13 games.

1892 – Baltimore joins the National League. Games are played at Union Park, a 12,000-seat stadium at the northeast corner of Barclay and 25th streets.

1894-96 – With innovative Ned Hanlon as manager, the scrappy Orioles win three straight National League pennants, led by future Hall of Famers John McGraw, Dan Brouthers, Joe Kelley, Willie Keeler and Hughie Jennings.

1899 – With most of their star players having been sold to Brooklyn, the Orioles finish their eighth season before folding. There would be no professional team in Baltimore as the new century dawned.



1901 – A new Baltimore Orioles team joins the upstart American League, with John McGraw as manager and an overflow crowd of 10,371 at Opening Day. The Orioles play two seasons in Baltimore before relocating to New York as the Highlanders – eventually to become the New York Yankees.

1903 – A minor league team using the name Baltimore Orioles joins the Eastern League. They are in existence for nine seasons, playing at American League Park, at York Road and 29th Street. The team wins the league pennant in 1908

under second-year manager Jack Dunn.

1912 – The minor league Orioles join the International League. They would be part of the league for the next 42 seasons until major league baseball returned.

1914 – A second Baltimore team, the Terrapins (named for an edible type of turtle common to the state of Maryland), enters the newly formed Federal League. The league would fold after just two seasons. The team plays at Terrapin Park, built on the west side of Greenmount Ave. between 29th and 30th streets; two years later, Jack Dunn buys the ballpark and renames it Oriole Park.

1914 – Jack Dunn, owner, general manager and manager of the International League Orioles, signs 19-year-old George Herman Ruth out of a Baltimore orphanage. Oriole players kid Dunn about his "babe," and a nickname is born. By July, Babe Ruth was sold to the Boston Red Sox.

1919-1925 – The Orioles, led by Dunn, win a record seven straight International League titles. For five of those years, 1920-24, future Hall of Famer Lefty Grove leads the pitching staff, going 108-36.

1920s-40s – The city fields two teams in the Negro Leagues – the Elite Giants and the Black Sox. Second baseman James "Junior" Gilliam and Hall of Fame catcher Roy Campanella played two different stints for the Elite Giants on their way to major league careers with the Brooklyn Dodgers' "Boys of Summer."

1944 – After winning the International League title, the Orioles beat Louisville of the American Association to win the Junior World Series. It wasn't easy, however; a fire in the early morning hours of July 4 destroyed Oriole Park, leading the team to use Municipal Stadium, a football facility on 33rd Street. One game of the Junior World Series drew 52,833 paid fans, outdrawing each of World Series games in St. Louis between the Browns and Cardinals and attracting interest from teams in the major leagues and professional football.

1953 – The Orioles, owned by Jack Dunn III, play their final season in the International League. After two votes fail, on September 29, American League owners approve the sale of the financially struggling St. Louis Browns franchise to a Baltimore-based consortium led by attorney Clarence W. Miles and brewery owner Jerold C. Hoffberger.



BACK IN THE MAJORS



1954 – Playing in renovated Municipal Stadium – now called Memorial Stadium – Baltimore returns to the major leagues and the Orioles return to the American League after 52 years. After splitting two games in Detroit to begin the season, the Orioles return to Baltimore by train – arriving, ironically, at Camden Station, just a few yards from the current ballpark – and a lengthy parade through the streets prior to their home opener on April 15. They beat the Chicago White Sox, 3-1, but go on to a 54-100 season.

November 18, 1954 – In a trade that took two weeks to complete, the Orioles and Yankees swap 18 players as new manager/general manager Paul Richards lays the groundwork for the coming years. The Orioles get 11 players, including catcher Gus Triandos, outfielder Gene Woodling and Willie Miranda, first in a long line of outstanding defensive shortstops.

1955 – Brooks Robinson is signed; he makes his major league debut on September 17 but does not establish himself as the regular third baseman

and future Hall of Famer until 1958.

July 8, 1958 – Memorial Stadium hosts its first and only All-Star Game. The Orioles' Billy O'Dell retires the last nine batters to preserve a 4-3 win for the American League.

September 20, 1958 – Knuckleballer Hoyt Wilhelm hurls the first no-hitter in Orioles history, beating the Yankees 1-0 at Memorial Stadium. Two years later, Manager Paul Richards will introduce the "big mitt" designed to help catchers cut down on passed balls and wild pitches from Wilhelm's knuckleball.

May 9, 1961 – Jim Gentile becomes the first player in major league history to hit grand slams in consecutive at bats in a 13-5 win at Minnesota.

September 18, 1963 – Steve Barber becomes the first 20-game winner in club history, beating the Angels, 3-1, in California. He is the first of the Orioles' 20-game winners; they have had 23 more over the last 40 years, more than any other team.

June, 1965 – Jerry Hoffberger, whose family was among the original group of owners of the Orioles when it moved to Baltimore, takes control of the ballclub as majority owner. He will lead the club for 14 years, during which the Orioles go to the postseason six times.

December 9, 1965 – The Orioles make arguably the greatest trade in franchise history, acquiring former All-Star outfielder Frank Robinson from the Cincinnati Reds for Milt Pappas and two players acquired earlier in the week, Jack Baldschun and Dick Simpson. New GM Harry Dalton completes the trade, which was begun a month earlier by his predecessor, Lee MacPhail Jr.

May 8, 1966 – Frank Robinson hits the only fair ball ever to leave Memorial Stadium, a shot over the left field bleachers measured at 465 ft. The Orioles later commemorate the event with a flag at the top of the bleachers where the ball left the park, simply saying "HERE."

September 22, 1966 – 20-year-old Jim Palmer pitches a complete game as the Orioles clinch their first American League pennant with a 6-1 win at Kansas City. Palmer will win 268 games and three Cy Young Awards in a 19-year career with the Orioles on his way to the Hall of Fame.

1966 – "Would You Believe 4 Straight?" The Orioles stun the baseball world by sweeping the favored Los Angeles Dodgers in the World Series. Frank Robinson wins the American League triple crown (.316-49-122). Frank, Brooks Robinson and Boog Powell finish 1-2-3 in the American League MVP voting.

1968 – Longtime minor league manager Earl Weaver is added to the coaching staff at the beginning of the season and, on July 11, is named manager of the Orioles. He goes on to post a 1,480-1,060 record in 17 seasons before being elected to the Hall of Fame.

1969-71 – Pitching, three-run homers, and defense stamp Weaver's Orioles, as they capture three straight American League East titles, a trio of AL pennants, and the 1970 World Series. Brooks Robinson earns the nickname "Hoover" from future teammate Lee May after showing off his defensive skills in the '70 series triumph over the Reds.

1973-74 – The Orioles win back-to-back AL East titles, giving them five division titles in six years. However, they are beaten by Oakland in the AL Championship Series both years.

June 15, 1976 – Hank Peters, in his first year as Orioles general manager, begins to remake the club with a 10-player trade with New York. Future Orioles Hall of Fame members Scott McGreggor, Tippy Martinez and Rick Dempsey come from the Yankees; catcher Elrod Hendricks, who later will be traded and return twice more, is among those sent to New York.

September 18, 1977 – Memorial Stadium is filled with 51,798 fans on "Thanks, Brooks Day," celebrating the end of the third baseman's 23-year career, all with the Orioles.

June 22, 1979 – Doug DeCinces' two-out, two-run homer in the bottom of the 9th caps a monumental comeback against Detroit and gives birth to "Orioles Magic."

1979 – The Orioles win the AL pennant for the 5th time and take a 3-1 lead over Pittsburgh in the World Series. But the Pirates' "fam-i-lee" comes back to win the last three games and the World Championship.



Baltimore ORIOLES

November 1, 1979 – American League owners approve the August sale of the Orioles to Washington attorney Edward Bennett Williams. The purchase ends both local and public ownership of the club.

August 10, 1981 – Cal Ripken Jr. makes his major league debut, scoring the winning run as a 12th-inning pinch-runner vs. Kansas City at Memorial Stadium.

1981 – The Orioles' 59-46 record is the best in the American League, but not good enough for the playoffs. Following a mid-year strike, baseball decides to play the season in two halves and the Orioles finish second to New York and Milwaukee in the two halves.

October 1-3, 1982 – The Orioles, three games behind Milwaukee with 4 games to play heading into a final weekend series with the Brewers, take the first three games at Memorial Stadium to forge a tie for first. But the Brewers spoil the comeback with a 10-2 win in the season finale. Earl Weaver, who two months earlier had announced his retirement at the end of the season, is saluted by 51,462 fans in an emotional celebration and farewell following the game.

1983 – The Orioles lose the first game of the AL Championship Series before coming back to beat the Chicago White Sox three straight games. They lose the World Series opener to the Philadelphia Phillies before coming back to win four straight for their third World Championship. Cal Ripken is named AL MVP (.318-27-102) in a close race over teammate Eddie Murray (.306-33-111).

1988 – The Orioles lose a major league record 21 games to start the season.

May 2, 1988 – Returning home to Memorial Stadium with a 1-23 record, the Orioles play before 50,402 fans on a Monday night. In a dramatic pre-game announcement, Governor William Donald Schaefer announces that Orioles owner Edward Bennett Williams and the Maryland Stadium Authority have agreed on a 15-year lease for a new ballpark to be constructed at Camden Yards for the 1992 season.

December 1988 – Investor Eli S. Jacobs buys the Orioles from the estate of Edward Bennett Williams, who had passed away in August.

1989 – "Why Not?" is the rallying cry of the young Orioles, who improbably lead the AL East into September. They eventually lose at Toronto on the next-to-last day of the season, giving the Blue Jays the division crown.

October 6, 1991 – After 38 years, the Memorial Stadium era ends as the Orioles play their last game on 33rd Street. Cal Ripken Jr. – who would add his second MVP Award to the All-Star Game MVP trophy he won in mid-season – hits into a game-ending double play, but the 7-1 loss to Detroit does not diminish an emotional "Field of Dreams" celebration afterward as more than 100 former Orioles return in uniform to take their old positions one last time before 50,700 fans.

April 6, 1992 – Oriole Park at Camden Yards ushers in a new era of "retro ballparks" and the Orioles beat the Indians, 2-0 on Rick Sutcliffe's complete game. The ballpark, on the western edge of downtown, helps revitalize the neighborhood and earns wide acclaim for its architectural design and fan-friendly features.

July 13, 1993 – Oriole Park hosts the city's second All-Star Game, following a week-long "All-Star Fan Fest," the first of its kind.



August 2, 1993 – Baltimore attorney Peter Angelos leads a group of investors – most of whom are Baltimoreans – in buying the Orioles at auction from Eli S. Jacobs. American League owners approve the sale on October 4.

September 6, 1995 – The Iron Man tops the Iron Horse: Cal Ripken Jr. surpasses a record once thought unbeatable, playing in his 2,131st consecutive game to pass Lou Gehrig's all-time record. Ripken's homer in the game helps beat the Angels, 4-2.

1995 – The Orioles draw 3,098,475 fans in the strike-shortened season to lead the American League in attendance for the first time in their history. They will go on to lead the league in attendance for four straight years.

September 6, 1996 – Future Hall of Famer Eddie Murray, who returned to the club in a mid-season trade with Cleveland, hits his 500th career home run into the right field seats at Camden Yards.

1996 – A major league-record 10 different Orioles hit at least 10 home runs during the season as the Orioles break New York's 35-year-old mark for home runs by a team. The Orioles advance to the playoffs as the "wild card" team, finishing 2nd in the AL East. They beat Cleveland in the AL Division Series before the Yankees – with help from 12-year-old Jeffrey Maier – end the Orioles postseason hopes in the ALCS.

1997 – The Orioles go wire-to-wire to win the AL East. They beat Seattle in the Division Series before falling in six games to Cleveland in the ALCS.

September 20, 1998 – Cal Ripken Jr. ends his consecutive game streak at 2,632, sitting out the Orioles' final home game of the season at Camden Yards vs. the New York Yankees. Ryan Minor starts in his place at third base.

April 15, 2000 – Cal Ripken Jr. singles at Minnesota's Metrodome off Hector Carrasco for his 3,000th career hit, the first Oriole and 24th player to reach that milestone. He is one of eight players with 3,000 hits and 400 home runs.

October 6, 2001 – Having announced in May his plans to retire at season's end, Cal Ripken plays his last game as an Oriole before 48,807 fans at Camden Yards. His 21-year career will result in a first-ballot election to the Hall of Fame with the 3rd highest vote percentage in history.

July 31, 2006 – The Mid-Atlantic Sports Network, a regional television channel owned primarily by the Orioles, begins 24-hour programming. The network is the rights holder for both Orioles and Washington Nationals games.

November 12, 2008 – The Orioles unveil their new road uniform with a script "Baltimore" across the chest. The Orioles' road uniform had featured a script "Orioles" across the chest since 1973.

October 5, 2012 – The Orioles and Rangers meet in the first American League Wild Card "play-in" game in Arlington...The Orioles win 5-1 to advance to the ALDS, where they fell in five games to the Yankees.

2013 – Chris Davis homers for the 51st time on September 17 at Boston, breaking Brady Anderson's club record set in 1996...Davis would add two more before season's end, finishing with 53...The Orioles finish with a .991 fielding percentage, the best in major league history...Three Orioles start the All-Star Game.

Compiled from information supplied by Bruce Markusen, senior researcher, National Baseball Hall of Fame; author James H. Bready's book, *The Home Team*; and Orioles Public Relations Department research.

RECORDS & HISTORY



NATIONAL BASEBALL HALL OF FAME AND MUSEUM

25 Main Street, Cooperstown, New York 13326
Phone: (607) 547-7200 Fax: (607) 547-2044
Public Relations: (607) 547-0215
e-mail address: info@baseballhalloffame.org
Web site: baseballhalloffame.org



MODERN ORIOLES IN BASEBALL HALL OF FAME

In 2007, Cal Ripken Jr. became the sixth man to be inducted into the Hall of Fame in Cooperstown as an Oriole, joining Eddie Murray, Jim Palmer, Brooks Robinson, Frank Robinson and Earl Weaver. All except Weaver – selected as a manager by the Veterans Committee – were elected in their first year of eligibility. (See "Orioles Retired Numbers" for biographies and statistics.)

Ripken received 98.53% of the vote total (537 of 545 ballots cast) by eligible members of the Baseball Writers Association of America. His total of 98.53 percent was the third highest in the history of the Hall of Fame, behind only Tom Seaver (98.84% in 1992) and Nolan Ryan (98.79%, 1999). Also elected along with Ripken was former San Diego Padres outfielder Tony Gwynn, with 97.6 percent of the votes. They are the 42nd and 43rd players elected in their first year of eligibility and the 46th and 47th electees to spend their entire career with one team.

In addition to the six men inducted as Orioles, nine other men with Orioles ties have been inducted into the Hall of Fame... Six former Orioles players have been inducted as members of other organizations: Robin Roberts ('76, 87%), George Kell ('83, VCS), Luis Aparicio ('84, 85%), Hoyt Wilhelm ('85, 84%), Reggie Jackson ('93, 94%), Roberto Alomar ('11, 90%).

Whitey Herzog, who played for the Orioles in 1961-62 as an outfielder, was inducted in to the Hall of Fame in 2010. Herzog won a World Championship (1982), three National League pennants and six division championships as a manager. His all-time managerial record was 1,281-1,125. He received 14 of 16 possible votes by the Veterans Committee.

Pat Gillick, who played for the Orioles as a minor leaguer and later served as General Manager of the Orioles from 1995-1998, was elected by the Veterans Committee and was inducted into the Hall of Fame in 2011.

Dick Williams, who had three different tenures as a player with the Orioles in the late '50s and early '60s, was named as a 2008 inductee to the Hall of Fame as a manager. Williams, an outfielder-first baseman as a player, managed 21 years in the majors with 6 different teams, winning two World Championships and four league titles.

Lee MacPhail, who served as General Manager of the Orioles from 1959-1965, was inducted into the Hall of Fame as an executive by the Veterans Committee in 1998. Lee's son, Andy, would serve as the Orioles' President of Baseball Operations from 2007-2011.

In addition to Ripken, Robinsons, Palmer, Murray and Jackson also were elected in their first year of eligibility.

OLD ORIOLES IN BASEBALL HALL OF FAME

Along with the 12 modern-day Orioles electees, 16 others who played and/or managed for the Orioles during the early days of Baltimore's rich baseball heritage also are enshrined at Cooperstown, including six members of the 1890s juggernaut:

Frank (Home Run) Baker (3b)	William Candy Cummings (rhp)	Hughie Jennings (ss)	Joe (Iron Man) McGinnity (rhp)
Charles (Chief) Bender (rhp)	Robert M. (Lefty) Grove (lhp)	Wee Willie Keeler (of)	John McGraw (mgr, 3b)
Roger Bresnahan (c)	Edward (Ned) Hanlon (mgr)	Joe Kelley (of-if)	Wilbert Robinson (mgr, c)
Dan Brouthers (1b)	Rogers Hornsby (2b)	Rube Marquard (lhp)	George Herman (Babe) Ruth (of)

3 More: There are 3 additional Hall of Famers who have represented the Orioles, though not as players: George Weiss, who immortalized himself as a general manager of the Yankees, served part of his apprenticeship as an International League Orioles GM; Luke Appling, a legendary hitter/shortstop for the White Sox, who coached one year for the Orioles, in 1963; and Burleigh Grimes, the famed spitball pitcher who won 270 games in the majors, who scouted for the Orioles from 1960 through 1971.

Media Members, Too: The Hall of Fame has also honored two members of the media with longtime ties to Baltimore. In 1993, beloved Orioles broadcaster Chuck Thompson received the Ford C. Frick Award, presented by the Hall of Fame to a

FRONT OFFICE

ORIOLES REACH

MANAGER & COACHES

2014 ORIOLES

2013 IN REVIEW

OPPONENTS

MINOR LEAGUES

RECORDS & HISTORY

ORIOLE PARK

MEDIA

423

FRONT OFFICE

ORIOLES REACH

MANAGER & COACHES

2014 ORIOLES

2013 IN REVIEW

OPPONENTS

MINOR LEAGUES

RECORDS & HISTORY

ORIOLE PARK

MEDIA

422



broadcaster for major contributions to the game of baseball. And in 1998, Sam Lacy, longtime sports editor of the Baltimore Afro-American newspaper, became the first local writer selected for the J.G. Taylor Spink Award, honoring sportswriters "for meritorious contributions to baseball writing." In 2010, former Orioles broadcaster Jon Miller was enshrined as the Ford C. Frick Award winner.

Native Marylanders in the Hall: Ripken, born in Havre de Grace and raised in Aberdeen, MD, is one of eight native Marylanders in the Hall of Fame and one of four who once played for the Orioles...The other former Orioles – all of whom played for the International League O's – were Home Run Baker (Trappe), Lefty Grove (Lonaconing) and Babe Ruth (Baltimore)...The four native Marylanders who never played for the Orioles who are enshrined in Cooperstown: Jimmie Foxx (Sudlersville), Judy Johnson (Snow Hill), Al Kaline (Baltimore) and Vic Willis (Elkton).

NOTABLE ORIOLES ARTIFACTS IN COOPERSTOWN

Among the Oriole items on display in the Hall of Fame's Museum are: the cap worn by Chris Davis when he picked up the win as a pitcher in Boston on May 6, 2012, the spikes worn by Felix Pie during his cycle August 14, 2009 against Los Angeles, the jersey worn by Brian Roberts when he hit his 56th double of the 2009 season, which set a major league record by a switch-hitter, the glove from Mike Bordick's major league-record consecutive errorless games streak in 2002; the jersey worn by Cal Ripken Jr. in his final major league game, Oct. 6, 2001; a jersey worn by Scott Erickson in Cuba, the first major leaguer to pitch on Cuban soil in 40 years on March 28, 1999; a base used by Roberto Alomar in the 1998 All-Star Game, when he was named MVP; the Lineup card from Ripken's 2,130th consecutive game (Sept. 5, 1995) to tie Lou Gehrig's record; the bat used by Eddie Murray to hit 2 home runs in Game 5 of the 1983 World Series; a Frank Robinson jersey; a glove used by Brooks Robinson in the 1970 World Series, when he was named MVP; the unique short-billed batting helmet worn by Brooks; and balls from no-hitters pitched by Hoyt Wilhelm (Sept. 2, 1958) and Jim Palmer (Aug. 13, 1969).

HALL OF FAME GAME

The Orioles made their 6th scheduled appearance in the annual Hall of Fame Game at Cooperstown's Doubleday Field on May 14, 2007. The Orioles are 3-2 in Hall of Fame Games, with one game postponed by rain.

1961	Los Angeles Dodgers 6, Orioles 2	1990	Orioles vs. Montreal Expos, rained out
1967	Orioles 3, Cincinnati Reds 0	1998	Orioles 7, Toronto Blue Jays 1
1983	St. Louis Cardinals 4, Orioles 1	2007	Orioles 13, Toronto Blue Jays 7

THE ORIOLES HALL OF FAME



The Orioles Hall of Fame was conceived in 1977 by the Oriole Advocates at the suggestion of two former presidents, Allen Barrett and Jack Buckley, both of whom have since passed away. The Advocates continue to administer the annual elections under the direction of their Hall of Fame Committee.

Candidates may be elected to the Orioles Hall of Fame through two channels: the regular vote by a panel of some 80 people, comprising sportswriters, broadcasters, Oriole Advocates and Orioles personnel; or by a vote of the veterans committee, a group of 25 senior representatives from the sports media, Oriole Advocates and the Orioles front office.

Procedures for election to the Orioles Hall of Fame are based on those used by the National Baseball Hall of Fame, requiring mention on 75% of ballots cast. All candidates must have served a minimum of three full seasons with the Orioles. To be eligible for regular election, a player, manager or coach must have been active in that capacity within the last 15 years, but ceased serving in the position for which he was nominated for at least one year. For consideration by the veterans committee, formed in 1989, a candidate must have ceased serving in the capacity of consideration for at least 15 years.

In 2013, former Orioles second baseman Roberto Alomar was elected to the Orioles Hall of Fame. Alomar spent three seasons with the Orioles from 1996-98, compiling a .312 batting average, 50 home runs and 210 RBI in 412 regular season games. His .312 career average with the Orioles is the highest among all players in franchise history with at least 1,200 at-bats for the team and he ranks 9th all-time in slugging percentage (.480). In 1996, Alomar set a franchise record with 132 runs scored, 4th-most in the American League, and also led the team in batting average (.328), hits (193), doubles (43) and on-base percentage (.411) to help the Orioles to their first playoff appearance in 13 seasons as the American League Wild Card. He set team records for home runs (20, 22 total) and RBI (84, 94 total) as a second baseman in a single season. In the playoffs, his 9th inning, two-out single tied the American League Division Series Game 4 against Cleveland and his 12th inning home run won that game and the series for Baltimore. Alomar won Gold Glove Awards in 1996 and 1998, a Silver Slugger Award in 1996 and was elected to the All-Star Game in each of his three seasons in Baltimore, including Most Valuable Player honors in the 1998 All-Star Game in Colorado.



ORIOLES HALL OF FAME MEMBERS (52)

Brooks Robinson, 3B (1977)	Ken Singleton, OF (1986)	Bill Hunter, coach (1996) V	Cal Ripken Jr., SS (2003)
Frank Robinson, OF (1977)	Al Bumbry, OF (1987)	Cal Ripken Sr., Coach (1996)	Brady Anderson, OF (2004)
Dave McNally, LHP (1978)	Steve Barber, LHP (1988)	Rick Dempsey, CA (1997)	Doug DeCinces, 3B (2006) V
Boog Powell, 1B (1979)	Jim Gentile, 1B (1989)	Davey Johnson, 2B (1997) V	Chris Hoiles, CA (2006)
Gus Triandos, C (1981)	Stu Miller, RHP (1989) V	Bobby Grich, 2B (1998) V	B.J. Surhoff, OF (2007)
Mike Cuellar, LHP (1982)	Dick Hall, RHP (1989)	Lee May, 1B (1998) V	Gregg Olson, CA (2008)
Luis Aparicio, SS (1982)	Hank Bauer, MGR (1990) V	Eddie Murray, 1B (1999)	Harold Baines, DH (2009)
Mark Belanger, SS (1983)	Scott McGregor, LHP (1990)	Tippy Martinez, LHP (2000)	Ray Miller, Pitching Coach (2010)
Earl Weaver, MGR (1983)	Hal Brown, RHP (1991) V	Eddie Watt, RHP (2000) V	Johnny Oates, Manager (2010) V
Paul Blair, OF (1984)	Gene Woodling, OF (1992) V	Mike Boddicker, RHP (2001)	Mike Bordick, SS (2011)
Paul Richards, MGR (1984)	Don Buford, OF (1993) V	Elrod Hendricks, Coach (2001)	Mike Mussina, RHP (2012)
Milt Pappas, RHP (1985)	Mike Flanagan, LHP (1994)	Dennis Martinez, RHP (2002)	Rich Dauer, INF (2012)
Jim Palmer, LHP (1986)	George Bamberger, Coach (1995)	Hoyt Wilhelm, RHP (2002) V	Roberto Alomar, INF (2013)
			V- Veterans Committee Selection

HERB ARMSTRONG AWARD WINNER

In 1995, the Oriole Advocates established the Herb Armstrong Award to honor non-uniformed personnel who have represented the Orioles for at least five years and made a significant contribution to the ballclub, the community or the sport of baseball. The award is named after the beloved former educator, professional baseball player, manager and longtime official for both the Orioles' International League and American League clubs who dedicated nearly 70 years of his life to the people of Baltimore, his adopted hometown. Winners are selected by the Orioles Hall of Fame Veterans Committee and honored during the Orioles Hall of Fame Weekend ceremonies.

In 2013, the Herb Armstrong Award was presented to former scout and front office executive Don Pries. Pries worked for the Orioles for seven years from 1968 through 1974 as an area scout (1968-69), Director of Player Personnel (1970-72) and Assistant to the General Manager (1973-74). He oversaw the Orioles' farm system and worked with General Manager Harry Dalton during the most successful time in club history, when the team went to the playoffs five times, winning three American League pennants and a World Series in 1970. Pries left the Orioles after the 1974 season to help Major League Baseball design a computer system for the MLB Scouting Bureau, benefiting all teams. In 1987, he became Director of the Major League Scouting Bureau and a year later created the Scout Development Program, a curriculum designed to teach all facets of scouting. Since its inception, more than 1,000 people have completed the program and more than 75% of those are currently employed or have worked in Major League Baseball. Pries played 13 seasons in the minor leagues and managed for five years before beginning his off-field career as a scout for the St. Louis Cardinals in 1960. He also scouted for the Cleveland Indians and Oakland A's prior to joining the Orioles.

HERB ARMSTRONG AWARD WINNERS (19)

Chuck Thompson, broadcaster ('95)	Bob Brown, executive ('03)	Richie Bancells, trainer ('11)
Hank Peters, executive ('01)	Julie Wagner, community relations ('09)	Jack Dunn II, executive ('00)
Bill O'Donnell, broadcaster ('07)	Lee MacPhail, executive ('98)	Eddie Weidner, trainer ('06)
Jerrold Hoffberger, owner ('96)	Ernie Tyler, umpire attendant ('04)	Walter Youse, scouting ('12)
Rex Barney, announcer ('02)	Len Johnston, player development ('10)	Don Pries, scouting/player personnel ('13)
Phil Itzoe, traveling secretary ('08)	Frank Cashen, executive ('99)	
Harry Dalton, executive ('97)	Ralph Salvon, trainer ('06)	

WILD BILL HAGY AWARD

On August 20, 2007, the Orioles lost one of their most passionate fans with the passing of William G. "Wild Bill" Hagy. Leading cheers from "The Roar from 34" at Memorial Stadium, "Wild Bill" became a Baltimore institution, contorting his body to spell out "O-R-I-O-L-E-S" from the upper deck – and sometimes coming down to lead the crowd in cheers from atop the dugout.

Upon his passing, the Orioles and the Oriole Advocates announced the creation of an award to honor the team's top fans, to be named The Wild Bill Hagy Award. The award will expand the Orioles Hall of Fame categories to include fans who have demonstrated an exceptional commitment in support of the team in the tradition of Wild Bill, who rooted for the club year in and year out.

Appropriately, Hagy was named the first recipient of the award. He will be remembered on a plaque displayed with the other honorees at the Sports Legends Museum, adjacent to Oriole Park at Camden Yards.



MOST VALUABLE ORIOLES

First baseman Chris Davis was voted winner of the 2013 Louis M. Hatter Most Valuable Oriole Award. Davis compiled one of the greatest offensive seasons in major league history in 2013, posting a club-record and MLB-leading 53 home runs and 96 extra-base hits on the season. His 138 RBI were most in the majors and fourth-most in Orioles history and his 370 total bases were a new club record. He also ranked in the top three in the American League in slugging percentage (2nd, .634); on-base plus slugging percentage (2nd, 1.004); runs (T-2nd, 103) and doubles (T-3rd, 42). Davis was just the third player in MLB history to hit at least 50 home runs and 40 doubles in a season, joining Babe Ruth (1921) and Albert Belle (1995). Davis was the top vote-getter in Major League Baseball in All-Star Game voting with over 8.2 million votes, earning his first selection to the Midsummer Classic as the AL starting first baseman. He tied the American League record (Reggie Jackson, 1969) with 37 home runs before the All-Star break and became the first player in major league history with 25 doubles and 30 home runs before July 1. Davis was named American League Player of the Month for April by MLB after batting .348/.442/.728 with eight doubles, nine home runs and 28 RBI in 27 games that month. He also earned two AL Player of the Week selections (April 1-7 and May 27-June 2). He had an MLB-record 16 RBI in his first four games of the season and also homered in each of the year's first four games, only the fourth player in MLB history to accomplish the feat.

The MVO Award was initiated when the Orioles returned to the majors in 1954. A decade ago it was renamed in memory of Hatter, the distinguished and lovable "dean" of Baltimore baseball writers who covered the Orioles for The Sun for 27 years. The award winner is selected through a vote of writers and broadcasters who cover the O's on a regular basis. There have been four ties, and no award was given in 1994. Nine players -- Eddie Murray (7), Brooks Robinson (4), Cal Ripken (4), Frank Robinson (3), Ken Singleton (3), Rafael Palmeiro (3), Boog Powell (2), Brian Roberts (2) and Miguel Tejada (2) -- have won the award more than once.

MOST VALUABLE ORIOLES 1954-2013

1954- Chuck Dierling (OF)	1970- Boog Powell (1B)	1983- Eddie Murray (1B)	1997- Randy Myers (LHP)
1955- Dave Philley (OF)	1971- Brooks Robinson (3B)	and Cal Ripken Jr. (SS)	1998- Rafael Palmeiro (1B)
1956- Bob Nieman (OF)	and Frank Robinson (OF)	1984- Eddie Murray (1B)	1999- B.J. Surhoff (OF)
1957- Billy Gardner (2B)	1972- Jim Palmer (RHP)	1985- Eddie Murray (1B)	2000- Delino DeShields (2B/OF)
1958- Gus Triandos (CA)	1973- Jim Palmer (RHP)	1986- Don Aase (RHP)	2001- Jeff Conine (1B/OF)
1959- Gene Woodling (OF)	1974- Paul Blair (OF)	1987- Larry Sheets (OF)	2002- Rodrigo Lopez (RHP)
1960- Brooks Robinson (3B)	and Mike Cuellar (LHP)	1988- Eddie Murray (1B)	2003- Jay Gibbons (OF)
1961- Jim Gentile (1B)	1975- Ken Singleton (OF)	and Cal Ripken Jr. (SS)	2004- Miguel Tejada (SS)
1962- Brooks Robinson (3B)	1976- Lee May (1B)	1989- Gregg Olson (RHP)	2005- Brian Roberts (2B)
1963- Stu Miller (RHP)	1977- Ken Singleton (OF)	1990- Cal Ripken Jr. (SS)	2006- Miguel Tejada (SS)
1964- Brooks Robinson (3B)	1978- Eddie Murray (1B)	1991- Cal Ripken Jr. (SS)	2007- Nick Markakis (RF)
1965- Stu Miller (RHP)	1979- Ken Singleton (OF)	1992- Mike Devereaux (OF)	2008- Aubrey Huff (DH)
1966- Frank Robinson (OF)	1980- Al Bumby (OF)	1993- Chris Hoiles (CA)	2009- Brian Roberts (2B)
1967- Frank Robinson (OF)	1981- Eddie Murray (1B)	1994- No award given	2010- Luke Scott (DH)
1968- Dave McNally (LHP)	1982- Eddie Murray (1B)	1995- Rafael Palmeiro (1B)	2011- Adam Jones (OF)
1969- Boog Powell (1B)		1996- Rafael Palmeiro (1B)	2012- Adam Jones (OF)
			2013- Chris Davis (INF)


ORIOLES HOME RUN AND RBI RECORDS BY POSITION

POS	PLAYER	HOME RUNS	YEAR	POS	PLAYER	RBI	YEAR
1B	Chris Davis	50* (53)	2013	1B	Rafael Palmeiro	142	1996
2B	Roberto Alomar	20* (22)	1969	2B	Roberto Alomar	84* (94)	1996
3B	Tony Batista	30* (31)	2002	3B	Brooks Robinson	118	1964
SS	Cal Ripken	34	1991	SS	Miguel Tejada	150	2004
	Miguel Tejada	34	2004	LF	B.J. Surhoff	100* (107)	1999
LF	Boog Powell	39	1964	CF	Brady Anderson	109* (110)	1996
CF	Brady Anderson	50	1996	RF	Frank Robinson	117* (122)	1966
RF	Frank Robinson	47* (49)	1966	C	Ramon Hernandez	87* (91)	2006
C	Gus Triandos	30	1958	P	Jack Harshman	14	1958
P	Jack Harshman	6	1958	DH	Tommy Davis	83* (84)	1974
DH	Lee May	25	1978		Ken Singleton	83* (84)	1983

*HR + RBI at that position only. Total HR/RBI for season are in parenthesis.



ORIOLES RETIRED NUMBERS EARL WEAVER — 4



Inducted into the Baseball Hall of Fame at Cooperstown in August 1996, Earl currently ranks 20th in victories and his .583 winning percentage (1,480-1,060) over 17 seasons—all in Baltimore—ranks 8th on the all-time list of those who managed 10 or more seasons in the majors.

Earl was a minor league 2nd baseman for 13 years, mostly in his hometown St. Louis Cardinals organization. He began his managing career in the minors in 1956 and joined the Orioles organization a year later. He came up to the Orioles as first base coach in

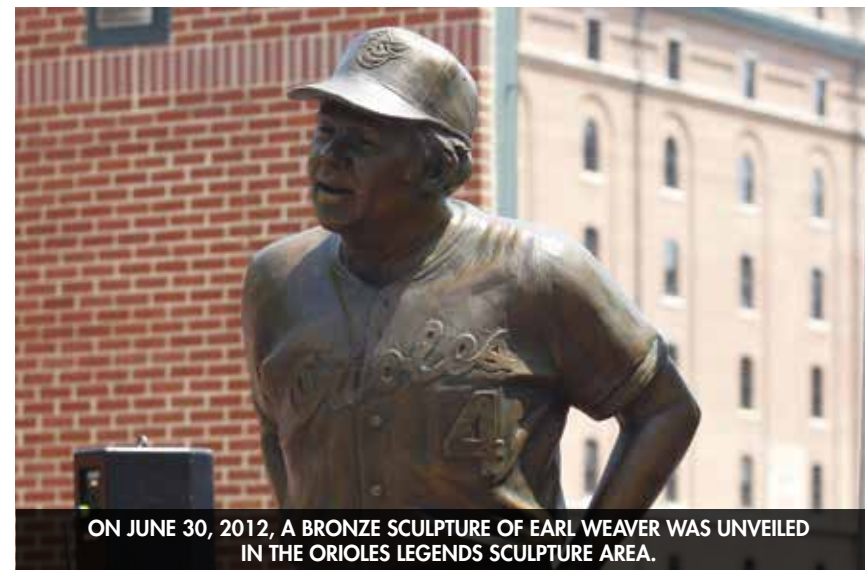
1968 and was named manager on July 11 of that year. From 1969 through 1982, he won 6 AL East titles, 4 AL pennants and one World Series, beating the Cincinnati Reds in 1970. Earl's Orioles won 100 games or more 5 times, and he earned Manager of the Year honors 3 times.

He retired following the 1982 season, which ended one game shy of another AL East title when the Orioles lost to the Milwaukee Brewers on the final day of the season. He came back to manage in mid-1985 for 1 1/2 years before retiring for good. The only time in his 17 seasons as manager that he posted a losing record was his last, in 1986.

Earl passed away January 19, 2013, at age 82. His wife, Marianna, lives in Pembroke Pines, FL. Earl had a son and two daughters from a previous marriage.

MANAGERIAL RECORD	W	L	PCT
Minor Lg. Totals (14 yrs)	769	641	.545
ML Totals (17 yrs)	1480	1060	.583

PLAYING RECORD	AVG	G	AB	R	H	2B	3B	HR	RBI
Totals (14 yrs)	.267	1427	4922	834	1316	226	21	38	590



ON JUNE 30, 2012, A BRONZE SCULPTURE OF EARL WEAVER WAS UNVEILED IN THE ORIOLES LEGENDS SCULPTURE AREA.



ORIOLES RETIRED NUMBERS BROOKS ROBINSON—5

"Mr. Oriole" spent 23 seasons with the Orioles and started 20 consecutive opening day games. He won the AL Most Valuable Player Award in 1964 and holds the record for most Gold Gloves by a non-pitcher with 16. His election to baseball's Hall of Fame (in his first year of eligibility in 1983) was cemented with his performance against the Cincinnati Reds in the 1970 World Series, when he was named MVP and earned the nickname "Hoover" (as in vacuum cleaners) for his play in the field.

Brooks played in 18 All-Star games. He trails only Cal Ripken among the Orioles' all-time leaders in games, at-bats, hits, doubles, RBI, runs, total bases and extra-base hits. In addition to his AL MVP Award in '64 and his World Series MVP Award in '70, he was the All-Star Game MVP in 1966 and was voted the Most Valuable Oriole in '60, '62, '64 and co-winner in '71 with Frank Robinson. He also earned the Commissioner's Trophy (now the Roberto Clemente Award) for exemplifying the game of baseball in 1972 and the Joe Cronin Award for significant achievement by an AL player in 1977.

Brooks holds 10 major league fielding records and 3 American League records for third basemen, including highest lifetime fielding percentage (.971). He is 12th on the all-time list of games played, 4th in the AL and 5th in games played with one franchise.

A native of Little Rock, AR, Brooks and his wife, Connie, have four children. They split their time living in the northern Baltimore suburbs and in Southern California.

PLAYING RECORD	AVG	G	AB	R	H	2B	3B	HR	RBI	BB	SO	SB
ML Totals (24 yrs)	.267	2896	10654	1232	2848	482	68	268	1357	860	990	28
ALCS	AVG	G	AB	R	H	2B	3B	HR	RBI	BB	SO	SB
'69-'71, '73-'74 Totals	.348	18	69	8	24	6	0	2	8	2	3	0
WORLD SERIES	AVG	G	AB	R	H	2B	3B	HR	RBI	BB	SO	SB
'66, '69-'71 Totals	.263	21	76	9	20	2	0	3	14	4	6	0
ALL-STAR	AVG	G	AB	R	H	2B	3B	HR	RBI	BB	SO	SB
'60-'74 Totals	.289	18	45	5	13	0	3	1	5	1	4	0



ON SEPTEMBER 29, 2012, A BRONZE SCULPTURE OF BROOKS ROBINSON WAS UNVEILED IN THE ORIOLES LEGENDS SCULPTURE AREA.



ORIOLES RETIRED NUMBERS CAL RIPKEN JR.—8

Baseball's all-time Iron Man, Cal spent his entire 21-year career with the Orioles and was inducted into Baseball's Hall of Fame in 2007 in his first year of eligibility. He is one of only eight players in history with both 400 HR and 3,000 hits, along with Hank Aaron, Willie Mays, Eddie Murray, Stan Musial, Rafael Palmeiro, Dave Winfield & Carl Yastrzemski. In 2001, his final season, he was elected to his 19th All-Star berth, breaking the AL record for most times as an All-Star – a record previously held by Brooks Robinson. He earned two All-Star Game MVP Awards (1991 and 2001), two MVP Awards (1981 and 1983) and AL Rookie of the Year (1982) honors, two Gold Gloves and eight Silver Slugger awards, all at


shortstop. And he still owns five Major League or American League fielding records for shortstops. Cal was named Most Valuable Oriole four times, twice sharing the award with Eddie Murray.

Ripken will be most remembered for topping the said-to-be-unbreakable record for consecutive games played set by Lou Gehrig, passing Gehrig's mark of 2,130 games on September 6, 1995. Cal went on to play in 2,632 consecutive games before sitting on September 20, 1998.

Following the 1999 season, he was named as one of two shortstops (with Ernie Banks) on Major League Baseball's All-Century Team, selected by fans and an expert panel. Extremely active in community endeavors, he won the Roberto Clemente Award and the initial Bart Giamatti Caring Award among many other honors.

Cal and his wife, Kelly, live in Reisterstown, MD. They have a daughter, Rachel, and a son, Ryan. Ryan plays baseball at the University of South Carolina. Cal is active in youth baseball projects and is co-owner of the Aberdeen IronBirds, an Orioles minor league affiliate, in addition to raising funds for the Cal Ripken Sr. Foundation to benefit youth programs.

PLAYING RECORD	AVG	G	AB	R	H	2B	3B	HR	RBI	SH	SF	HBP	BB	IBB	SO	SB	CS	GDP	SLG	OBP
Minor Lg. Totals (4 yrs)	.280	446	1652	249	463	94	12	56	239	7	15	8	201	6	289	10	8	-	.453	.358
ML Totals (21 yrs)	.276	3001	11551	1647	3184	603	44	431	1695	10	127	66	1129	107	1305	36	39	350	.447	.340
ALDS	AVG	G	AB	R	H	2B	3B	HR	RBI	SH	SF	HBP	BB	IBB	SO	SB	CS	GDP	SLG	OBP
'96-'97 Totals	.441	8	34	3	15	5	0	3	0	3	0	1	2	0	3	0	0	0	.588	.486
ALCS	AVG	G	AB	R	H	2B	3B	HR	RBI	SH	SF	HBP	BB	IBB	SO	SB	CS	GDP	SLG	OBP
'83, '96-'97 Totals	.328	15	58	9	19	5	0	1	4	0	0	1	7	0	13	0	0	1	.466	.409
WORLD SERIES	AVG	G	AB	R	H	2B	3B	HR	RBI	SH	SF	HBP	BB	IBB	SO	SB	CS	GDP	SLG	OBP
'83 Totals	.167	5	18	2	3	0	0	0	1	0	0	0	3	0	4	0	0	0	.167	.286
ALL-STAR	AVG	G	AB	R	H	2B	3B	HR	RBI	SH	SF	HBP	BB	IBB	SO	SB	CS	GDP	SLG	OBP
'83-'01 Totals	.265	18	49	4	13	3	0	2	8	0	0	1	2	0	5	0	0	1	.499	.308



ON SEPTEMBER 6, 2012, A BRONZE SCULPTURE OF CAL RIPKEN JR. WAS UNVEILED IN THE ORIOLES LEGENDS SCULPTURE AREA.



ORIOLES RETIRED NUMBERS FRANK ROBINSON — 20



Frank's achievements during his 21 seasons as a player rank him among the top players of all-time in 10 categories. He hit 586 home runs, 6th on the all-time list. He spent 19 seasons with the Orioles as a player, coach ('79-'80 and '85-'87), manager ('88-'91) and assistant general manager ('91-'95).

The trade that brought Frank from Cincinnati to Baltimore turned the Orioles from contenders to World Champions in 1966. He won the Triple Crown (.316 average, 49 homers, 122 RBI) and was both the AL and World Series MVP in his first season with the

Orioles. In all, the Orioles went to the World Series 4 times in his 6 seasons as a player with them. When he was traded to the Dodgers after the '71 season, he became the first to have his number retired by the Orioles.

Frank was NL Rookie of the Year with the Reds in 1956 and is the only player to win MVP honors in both leagues ('61 NL, '66 AL). He played in 11 All-Star games and was MVP of the 1971 classic. While still an active player, he became the first black manager in major league history with the Cleveland Indians in 1975. In addition to the Indians ('75-'77), he managed the San Francisco Giants ('81-'84), the Orioles ('88-'89) and the Montreal Expos—Washington Nationals ('02-'06).

Frank was elected to baseball's Hall of Fame the first year he was eligible in 1982. He lives with his wife, Barbara, in Bel Air, CA. They have two children.

PLAYING RECORD	AVG	G	AB	R	H	2B	3B	HR	RBI	BB	SO	SB
AL Totals (11 yrs)	.286	1203	4137	745	1184	204	21	243	744	667	667	41
NL Totals (11 yrs)	.300	1605	5869	1084	1759	324	51	343	1068	753	865	163
ML Totals (21 yrs)	.294	2808	10006	1829	2943	528	72	586	1812	1420	1532	204

ALCS	AVG	G	AB	R	H	2B	3B	HR	RBI	BB	SO	SB
'69-'71 Totals	.206	9	34	6	7	3	0	2	5	9	9	0

WORLD SERIES	AVG	G	AB	R	H	2B	3B	HR	RBI	BB	SO	SB
'61, '66, '69-'71 Totals	.250	26	92	19	23	2	1	8	14	12	23	0

ALL-STAR	AVG	G	AB	R	H	2B	3B	HR	RBI	BB	SO	SB
'56-'74 Totals	.250	11	24	2	6	0	0	2	3	0	7	1



ON APRIL 28, 2012, A BRONZE SCULPTURE OF FRANK ROBINSON WAS UNVEILED IN THE ORIOLES LEGENDS SCULPTURE AREA.



ORIOLES RETIRED NUMBERS JIM PALMER — 22



The greatest pitcher in Orioles history, Jim won 268 games in a 19-year career, all of it with Baltimore. He won three Cy Young Awards in a 4-year span ('73, '75, '76) and his 2.86 ERA is 4th on the all-time list among pitchers with 3,000 or more innings pitched.

Jim won 20 games in a season eight times, one of only six who pitched exclusively in the 20th century to accomplish the feat. He put that string together in a 9-year stretch, 1970-78, during which he went 176-97 with a 2.54 ERA.

In 1966, at age 20, he became the youngest pitcher ever to throw a World Series shutout, and in 1983 he became the only hurler to have won a World Series game in each of three decades. He was the winning pitcher in the Orioles' first four pennant-clinching games and was 8-3 in 17 post-season appearances. He was a six-time All-Star and was the AL's starting pitcher four times.

Jim was elected to baseball's Hall of Fame on the first ballot in January 1990. He is in his 15th season as an analyst on Orioles televised games, and has also worked for ABC-TV and ESPN. On January 12, 2012, Palmer was awarded the Player Lifetime Achievement Award by the Professional Baseball Scouts Foundation.

Jim lives in Baltimore and Palm Beach, FL. He has two daughters, Jamie Michelle and Kelly Christina.

PLAYING RECORD	W	L	ERA	G	GS	CG	SHO	SV	IP	H	R	ER	BB	SO
ML Totals (21 yrs)	268	152	2.86	558	521	211	53	3	3948.0	3349	1395	1253	1311	2212

ALCS	W	L	ERA	G	GS	CG	SHO	SV	IP	H	R	ER	BB	SO
'69-'71, '73-'74, '79 Totals	4	1	1.96	8	7	5	1	0	59.2	46	13	13	19	46

*Note: '83 Did Not Pitch (Appeared in one game as pinch runner)

WORLD SERIES	W	L	ERA	G	GS	CG	SHO	SV	IP	H	R	ER	BB	SO
'66, '69-'71, '79, '83 Totals	4	2	3.20	9	8	1	1	0	64.2	55	23	23	31	44

ALL-STAR	W	L	ERA	G	GS	CG	SHO	SV	IP	H	R	ER	BB	SO
'70-'78 Totals	0	1	5.68	5	4	0	0	0	12.2	11	8	8	7	14



ON JULY 14, 2012, A BRONZE SCULPTURE OF JIM PALMER WAS UNVEILED IN THE ORIOLES LEGENDS SCULPTURE AREA.



ORIOLES RETIRED NUMBERS EDDIE MURRAY — 33

Eddie played 12 1/2 of his 21 seasons with the Orioles and was elected to Baseball's Hall of Fame in his first year of eligibility in 2003. He spent his first 12 years with the Orioles and rejoined the team in 1996, becoming the 15th player to reach the 500-home run plateau. Eddie, Hank Aaron, Willie Mays, and Rafael Palmeiro are the only players with 500 homers and 3,000 hits.

A model of consistency, he drove in at least 75 runs in each of his first 20 major league seasons, a feat unmatched. He has more RBI than any switch-hitter in history and ranks 8th all-time in RBI. Eddie was named to 8 All-Star teams, 7 as an Oriole, and batted .300 or better 7 times, including 5 times as an Oriole. He won the Orioles' "triple crown" 5 times, leading the club in average, homers and RBI. He played at least 150 games in 16 seasons, tied with Cal Ripken for second most in history behind Pete Rose.

Eddie broke in as the AL Rookie of the Year in 1977. He was named Most Valuable Oriole 7 times (twice sharing the award with Cal). A 3-time Gold Glove winner, he holds the major league record for games played and career assists by a first baseman.

Like Frank Robinson before him, Eddie's Oriole number was retired when he was traded to the Los Angeles Dodgers. He also played for the Mets, Indians and Angels, and was an Orioles coach for four seasons, 1998-2001. He also served as hitting coach for the Cleveland Indians and Los Angeles Dodgers. Eddie has two daughters, Jordan and Jessica, and lives in his hometown of Los Angeles.

PLAYING RECORD	AVG	G	AB	R	H	2B	3B	HR	RBI	BB	SO	SB
Minor Lg. Totals (5 yrs)	.283	442	1592	251	451	72	16	66	262	211	282	31
BALTIMORE Totals (13 yrs)	.294	1884	7075	994	2080	363	25	343	1224	884	969	62
AL Totals (17 yrs)	.290	2239	8440	1165	2454	421	27	396	1442	1001	1156	79
NL Totals (6 yrs)	.277	787	2896	462	801	139	8	108	475	332	360	31
ML Totals (27 yrs)	.287	3026	11336	1627	3255	560	35	504	1917	1333	1516	110

ALDS	AVG	G	AB	R	H	2B	3B	HR	RBI	BB	SO	SB
'95-'96 Totals	.393	7	28	4	11	1	1	1	4	5	5	1

ALCS	AVG	G	AB	R	H	2B	3B	HR	RBI	BB	SO	SB
'79, '83, '95, '96 Totals	.288	19	66	11	19	1	0	4	13	12	10	1

WORLD SERIES	AVG	G	AB	R	H	2B	3B	HR	RBI	BB	SO	SB
'79, '83, '95 Totals	.169	18	65	6	11	1	0	4	8	10	12	1

ALL-STAR	AVG	G	AB	R	H	2B	3B	HR	RBI	BB	SO	SB
'78, '81-'86, '91 Totals	.091	6	11	0	1	1	0	0	0	1	2	0



ON AUGUST 11, 2012, A BRONZE SCULPTURE OF EDDIE MURRAY WAS UNVEILED IN THE ORIOLES LEGENDS SCULPTURE AREA.



ORIOLE PARK *at* CAMDEN YARDS



ORIOLE PARK AT CAMDEN YARDS

When Oriole Park at Camden Yards opened on April 6, 1992, a new era of Major League Baseball began. The park was brand new, but still old-fashioned. State-of-the-art, yet quaint. At less than a day old, it was already a classic.

Oriole Park at Camden Yards inspired a generation of ballpark construction. No longer would communities across America build multipurpose stadiums devoid of character, surrounded by vast parking lots. Ballparks would now be created to nestle neatly into existing and historic neighborhoods and play key roles in the revitalization of urban America.

Oriole Park at Camden Yards captured the nation's attention from day one and in the seasons that followed, has served as the standard by which all new ballparks are measured. Citizens of Baltimore and all of Maryland, as well as Orioles fans throughout Birdland, should take great pride in the fact that our team makes its home in The Ballpark That Forever Changed Baseball™.

20TH ANNIVERSARY IMPROVEMENTS AND UPGRADES

As part of a continued commitment to honor the proud history of the franchise, and in conjunction with efforts to improve the design aesthetic and functionality of the ballpark, in 2012 the Orioles enhanced the fan experience at Oriole Park at Camden Yards to celebrate the 20th anniversary of Oriole Park, highlighted by a newly renovated area to honor the greatest Orioles of all time inside the gates of the ballpark.

Larger than life sculptures of the six Orioles retired number and National Baseball Hall of Fame members – Frank Robinson, Earl Weaver, Jim Palmer, Eddie Murray, Cal Ripken, Jr. and Brooks Robinson – were unveiled during the course of the 2012 season. The bronze sculptures created by renowned Maryland sculptor Antonio Tobias “Toby” Mendez, are located in an improved bullpen picnic grove, which received significant upgrades and additional landscaping. As with the Orioles Hall of Fame plaques on Eutaw Street, this area was renovated to allow fans access during non-gameday hours.

Along with the installation of the sculptures, the Orioles also completed additional upgrades to the main concourse, Eutaw Street, flag court and upper deck at Oriole Park for the 2012 season.

In 2011, the Orioles and their concessionaire, Delaware North Sportservice, invested in an overhaul of the main concourse concessions. For 2012, the Orioles and the Maryland Stadium Authority further improved the main concourse with new flooring and wall coverings.

- The Roof Deck, a new outfield overlook on top of the batter's eye wall in center field, featuring casual seating, a bar and deck seating. This area was previously inaccessible to fans.
- New entry concessions at the north end of Eutaw Street.
- As a part of MSA's restoration of the B&O Warehouse brick work, a replica of the original canopy was added to the Warehouse to shelter portable concessions and additional seating, as well as fans on Eutaw Street searching for shade or to escape inclement weather.

The out-of-town scoreboard on the right field wall was also modified to reduce the height of the wall and thus improve views of the game from the Flag Court and Eutaw Street.

THE HISTORY

Oriole Park at Camden Yards, the beautiful baseball-only facility in downtown Baltimore, became the official home of the Orioles on April 6, 1992. The construction of the park was completed in essentially 33 months from the time razing previous structures on the 85-acre parcel began June 28, 1989 in the area known as Camden Yards.

The one-time railroad center is 12 minutes west by foot from the City's Inner Harbor and only 2 blocks from the birthplace of baseball's most legendary hero, George Herman “Babe” Ruth. Ruth's father operated Ruth's Cafe on the ground floor of the family residence located at Conway Street & Little Poca, now center field at Oriole Park. The ballpark originally seated 48,041 (and now seats 45,971), and the project cost was approximately \$110 million. It was designed by the Kansas City architectural firm of Helmuth, Obata & Kassabaum (HOK) with direction and input from the Orioles and the State of Maryland, which owns and operates the facility through its agency, the Maryland Stadium Authority (MSA).

Working under contract to HOK were the urban design firm of RTKL, the landscape architecture firm of Wallace, Roberts and Todd, and the engineering firms of Bliss and Nyitray; Rummel, Klepper and Kahl; and Kidde Consultants, Inc. Working under contract to the Orioles were the interior design firm of Forte Design and the graphic design firm of David Ashton and Associates.

Oriole Park is state-of-the-art, yet unique, traditional and intimate in design. It blends with the urban context of downtown Baltimore while taking its image from baseball parks built in the early 20th century. Steel, rather than concrete trusses, an arched



brick facade, a sun roof over the gentle slope of the upper deck, an asymmetrical playing field, and natural grass turf are just some of the features that tie it to those magnificent big league ballparks built in the early 1900's. Ebbets Field (Brooklyn), Shibe Park (Philadelphia), Fenway Park (Boston), Crosley Field (Cincinnati), Forbes Field (Pittsburgh), Wrigley Field (Chicago), and The Polo Grounds (New York) were among the ballparks that served as powerful influences in the design of Oriole Park.

THE PLAYING FIELD

The field is 16' below street level and is comprised of a sophisticated irrigation and drainage system below natural grass turf. It is designed to reduce the frequency of rainouts by shortening the length of baseball's most exasperating feature, the rain delay. The field's system makes it possible to get the field ready for play within a half hour after the end of a heavy rainstorm. The drainage system automatically removes as much as 75,000 gallons of rainwater from the field in an hour. Following the 2000 season, the ballpark's infield and outfield were completely rebuilt, replacing the dirt, sand rootzone mix, sod and drainage. The drainage system was modernized by utilizing an inlaid piping system topped by a fabric mesh and gravel to better protect both the pipes and the playing surface. Following the 2005 season, all new irrigation heads were installed and in 2007, the warning track around the field was replaced. In 2008, the sod was replaced with a sand-based blend of Kentucky bluegrass that is genetically darker in color and more durable than the version previously used at Oriole Park, giving the field a more vibrant green color.

Prior to the 2013 season, the Orioles replaced the rubberized warning track that had been in place since Camden Yards opened in 1992 with a natural surface composed of crushed stone. The color of the stone was designed to match the brick that appears throughout the ballpark and in the Warehouse. Actual samples of those same Williamsport, Maryland bricks were used in the final material to achieve the proper blend. The new surface covers approximately 20,000 square feet and required 300 tons of material.

DIMENSIONS

For Camden Yards' first nine seasons, outfield dimensions were 333 feet to left field, 364 feet to left center, 400 feet to center, 373 feet to right center and 318 feet to right. Prior to the 2001 season, in conjunction with extensive renovations to the ballpark's playing surface and drainage system, the Orioles reconfigured the ballpark with outfield dimensions that were up to 7 feet larger than those used since Camden Yards opened in 1992. However, it was found that the new dimensions did not significantly improve sight lines for fans, as had been anticipated, and adversely affected the viewing angle of the batter's eye wall.

As a result, the ballpark was returned to its original dimensions before the 2002 season. The changes included moving home plate approximately seven feet closer to the outfield, to its original spot 59 feet from the backstop. In addition, the entire field was shifted several degrees to the first base side and both the left field and right field foul poles were repositioned to their original locations. The foul line measurements decreased from 320 feet to 318 feet in right field and from 337 to 333 feet in left field. The center field distance decreased from 406 to 400 feet and the deepest part of the ballpark, in left center field, decreased from 417 to 410 feet.

The shorter dimension in the right field corner is off-set by a 21' high wall, which extends 100' from the right field line toward center. The fence in the rest of the park is only 7' high.

THE WAREHOUSE

Located beyond right field, the B&O Warehouse is 439 feet from home plate. Built between 1898-1905, the Warehouse is the longest building on the East Coast at 1016' (but only 51' wide). It has been preserved and now provides unique office space for the Orioles as well as home for the banquet facilities, the ballpark's central kitchen and space for ballpark operations. The Orioles' main ticket office operates out of the north end of the Warehouse. Dempsey's Brew Pub and Restaurant is located on the first floor of the Warehouse and is open year-round for lunch and dinner. Eutaw Street Market, a convenience store on the first floor of the Warehouse featuring grab and go sandwiches, drinks and snacks, is also open year-round.

The ballpark and Warehouse are separated by a 60' wide promenade, an extension of Eutaw Street. Open daily, Eutaw Street is home to plaques dedicated to members of the Orioles Hall of Fame, the Mid-Atlantic Baseball Scouts Hall of Fame and the Maryland Athletic Hall of Fame.

Small circular plaques are found in the concrete along Eutaw Street, marking the locations where home runs have landed since the ballpark opened. Through the 2012 season, 45 different players have hit 66 home runs which have landed on Eutaw Street (28 by the Orioles and 38 by the visiting team). A record nine homers landed on the Eutaw Street corridor in 2012. Luke Scott's six home runs are the most by any player in Oriole Park history. In addition, numbers representing the players whose uniforms have been retired by the Orioles are located in Babe Ruth Plaza, outside the north Eutaw Street gates.

Ballpark tours depart regularly from the Baseball Store on Eutaw Street. The Orioles Official Team Store, open daily, is located on the ground floor of the warehouse.



MEMORIAL WALL

On Veteran's Day 2002, ground was broken at the south end of the Eutaw Street warehouse for a memorial wall to honor residents of Maryland who were killed in all of our nation's wars. Designed by Baltimore-based CS&D Architects, the memorial was created to replace the one razed at Memorial Stadium earlier in the year. The 11-foot-tall, curving black granite wall features the well-known phrase from the Memorial Stadium facade, spelled out in the original stainless steel lettering: "Time Will Not Dim the Glory of Their Deeds." In other links to the old stadium, an urn from East 33rd Street containing soil from all foreign American military cemeteries is displayed under glass, and a plaque explains the significance of Memorial Stadium in Baltimore history. A bench allows visitors the opportunity to rest and reflect at any time during the day or evening, and the memorial is illuminated at night. A dedication ceremony was held on Memorial Day, May 26, 2003.

SPORTS LEGENDS AT CAMDEN YARDS

In May 2005, the Babe Ruth Museum opened its expansion project, Sports Legends at Camden Yards, in the historic Camden Station building at the north end of the warehouse. Covering 22,000 square feet and showcasing more than 10,000 artifacts, Sports Legends is an interactive, innovative tour of Maryland's sports heritage. The space includes exhibits on the Orioles, Baltimore Colts and Johnny Unitas, along with an in-depth look at the history of the Negro Leagues in Baltimore. Other exhibits include Maryland's minor league baseball teams, college sports, the Baltimore Ravens, and the Maryland Athletic Hall of Fame.

Opened in 1856, Camden Station had been unused since the 1980's prior to the renovations. In its heyday, the station was the grand passenger terminus of the Baltimore & Ohio Railroad, the country's first commercial railroad. In 1954, the brand-new Baltimore Orioles franchise arrived at Camden Station from a season-opening series in Detroit for their first home game at Memorial Stadium.

Abraham Lincoln passed through the station on several occasions, once en route to his inauguration in 1861, and also on his way to deliver the Gettysburg Address. Lincoln's funeral car also stopped there on its way to Springfield, Illinois, for his burial. As part of the renovations, the Gentlemen's Waiting Room will be restored to its Civil War splendor and will interpret Lincoln's passages through Camden Station, the Civil War, and Camden Station's role in America's transportation history.

For more information about Sports Legends at Camden Yards, visit www.SportsLegendsatCamdenYards.com.

ENTERTAINMENT SYSTEM

Prior to the 2008 season, the Orioles and the Maryland Stadium Authority contracted with Mitsubishi to purchase a new video system for Oriole Park at Camden Yards, replacing the Sony JumboTRON video board and Daktronics matrix and out-of-town boards used since the park opened in 1992. This state of the art equipment includes a Mitsubishi DiamondVision LED video board and LED scoreboard in center field, an LED out of town scoreboard display in right field, and LED "ribbon" boards along the club level and upper deck fascia.

The DiamondVision LED video board sits atop the LED scoreboard, reversing the placement of the previous system. The LED out of town scoreboard in right field features statistical information in addition to game scores. The narrow auxiliary matrix boards along the club level and upper deck were replaced with LED ribbon boards, providing better definition, brighter images and wider viewing angles. ScorePAD Sports, Inc.'s state-of-the-art STADIUMnet scoring system provides extensive statistical information on each player to help keep fans informed.

In order to preserve the traditional feel of Oriole Park while providing fans with the most modern technology, the Orioles hired an expert design team to work with the Maryland Stadium Authority to deliver major technological upgrades while preserving the ballpark's historic aesthetic.

Phase two of the ballpark improvements were completed prior to the 2009 season and included major control room upgrades, new HD televisions throughout the ballpark and improvements in the coverage and quality of the ballpark sound system. The ballpark entertainment control room replacement allows the entertainment system to transmit a high-definition (HD) signal to the main and auxiliary video boards and further enhance the fan experience at Oriole Park.

The 2009 sound system renovations included 530 new speakers in all, replacing those that had been in place since Oriole Park opened. To improve coverage and consistency of sound throughout the seating area, a number of additional loudspeaker positions were created. New speakers are located in the Upper and Lower Deck seating bowl, Club Level, Main Concourse, centerfield bleacher area and scoreboard. The new system employs digital signal processing (DSP) that is significantly more advanced than what was previously used and allows a much greater level of control. The result is a substantially more uniform listening experience throughout the seating area.



FOUL POLES

When the Orioles moved to Camden Yards for the 1992 season, they brought with them the right field foul pole that had been used for 37 seasons at Memorial Stadium. The foul pole was affixed atop the tall wall in right field in the Flag Court. Prior to the 2001 season, the Orioles replaced the original Camden Yards left field foul pole with the left field pole that had been used throughout their stay at Memorial Stadium. At 70 feet high, the new/old foul pole is 20 feet shorter than the previously used pole and requires a more modest support structure, which allows more fans in seats in the lower, club and upper deck levels to have an unobstructed view of the field. The foul poles were returned to their original positions when the ballpark was reconfigured to its original dimensions after the 2001 season.

SEATING

After the 2010 season, the Maryland Stadium Authority completed the final phase of the replacement of the seats in the Oriole Park seating bowl as part of their deferred maintenance program. After the 2009 season, all seats in the lower level from foul pole to foul pole were replaced, along with necessary repairs to the concrete in this area. The work concluded in the winter of 2010-2011, as MSA repaired concrete and replaced seats in the lower level outfield, the club level and the upper deck.

At the request of the Orioles, the Club Level and upper deck at Camden Yards have been furnished with wider seats that are more comfortable for fans. Sightlines for fans on both of those levels were improved with the installation of new, less intrusive railings to enhance the view of those sitting in the first few rows, as well as fans sitting in and around upper deck equal access and companion seats.

Other ballpark improvements made prior to the 2011 season included the installation of drink rails in portions of the club level seating bowl down the left field line, as well as the addition of bistro tables facing the field on the left field club level and the creation of the Miller Lite Flite Deck in the corner of the right field club level. All of the new locations provide a unique, more social experience for fans and are ideal for individuals as well as small and large groups.

Every aisle seat in the park has an extra feature: a reproduction of the 100-year old logo used by the Baltimore Orioles of the 1890's, a National League team that won consecutive pennants in 1894-95-96.

The lower deck comprises some 18,000 box seats between the foul poles. Behind the box seats there are some 6,400 terrace box and lower reserved seats. Prior to the 2004 season, 72 field level seats were installed behind home plate. Seats in the lower stand are generally closer to the field. From the front row of seats to first and third bases, for example, the distance is 45'. From home plate to the screen measures 47'.

The Mezzanine, or Club Level, stretches from the right field foul pole to left-center field and is accessible by escalators, elevators, stairs, and ramps. There is waiter service available at the seats and behind the seating area on the club level concourse is a climate-controlled lounge with private dining and bar areas.

Also on the Club Level are 65 luxury suites, with the ability to accommodate a variety of groups, from smaller gatherings with 14-18 guests to larger parties with 30-40 guests. While some of the suites are leased on a full or partial season basis, a number of them are available for individual game rentals. Three larger party suites, named to honor Orioles legends Brooks Robinson, Frank Robinson and Jim Palmer, can accommodate groups of up to 75 people.

The Upper Deck contains 25 rows of seats (the first 12 are boxes, the last 13 reserved seats) and has a gentle slope of 31 degrees (Memorial Stadium, like many parks, was 33 degrees). A sun roof was constructed to cover half of the upper deck seating area.

Some 1,850 Eutaw Street Bleacher seats, among the most popular in the park, are located in right-center field. There are also standing room only tickets that go on sale two hours before game time. The SRO areas are found on the right field Flag Court and just above the visitor's bullpen in left field.

With the installation of wider seats in the Club Level and upper deck, total seating capacity in the ballpark was decreased from 48,290 to 45,971 beginning in 2011. More than 400 seats are available to fans with disabilities in the equal access areas (EA), which are located throughout the ballpark.

ACCESSIBILITY/PARKING

Camden Yards is easily reached via rail, bus and subway lines as well as 4 major highways (I-95, I-83, I-70 and the Baltimore-Washington Parkway). The MARC train and light rail trains both have stops directly on site. About 4,000 parking spaces are located south of the park on-site and numerous spaces are located in garages and lots within walking distance of the ballpark.



IMPROVEMENTS MADE TO ORIOLE PARK

Since Oriole Park at Camden Yards opened in 1992, many exciting improvements have been made to help enhance the "Oriole Park Experience"...

Smoking was completely banned in the ballpark prior to the 2013 season.

The escalator near Gate B was completely replaced prior to the 2012 season.

Drink rails were installed in portions of the club level seating bowl down the left field line, as well as bistro tables facing the field on the left field club level and the Miller Lite Flite Deck in the corner of the right field club level.

Concrete and seats throughout the ballpark were replaced following the 2009 and 2010 seasons as part of the Maryland Stadium Authority's deferred maintenance program. Cushions were added to the lower level seats between the bases.

Prior to 2010, all the rows in the entire ballpark were switched from letters to numbers, to more clearly designate the number of rows from the field or the front of the club and upper levels.

The Home Plate Plaza Lobby, Home Plate Lounge and Upper and Lower Press Levels were renovated during the 2009 off-season.

Three years ago, the entire ballpark entertainment system, including the audio, video and scoreboards, were upgraded or replaced.

Seats in sections 16-58 were replaced prior to 2004 with chairs with higher backs and padding. Cupholders were also installed to the 6,200 new seats.

Two rows of seats were added at field level behind home plate prior to the 2004 season, a total of 72 seats. Also, ten seats were added to section 16 and 14 seats were added to section 58 at that time.

Also prior to the 2004 season, the concrete wall behind home plate was replaced with brick, in keeping with the Camden Yards aesthetic. Two 7.5' rotational signs were also added to the wall.

Prior to and during the early part of the 2000 season, the entrance area to the Home Plate Plaza Lobby was redesigned to provide a new floor covering, new wall finishes and redesigned elevators. Also in 2000, the first floor lobby of the Warehouse at 333 W. Camden Street was redesigned from floor to ceiling to provide improved traffic flow and to accentuate the original structural and architectural elements of the Warehouse.

Prior to the 2000 season, the fourth floor lobby of the Warehouse also was refinished and improved to create a fresher, more enjoyable experience for those using party facilities and club level ticket holders who use this entrance to the ballpark.

Included in the improvements made during the 1999 season, the ticket reader system used at the turnstiles was upgraded. The ticket entrances were enlarged and the reader system itself was expanded to allow more types of tickets to be fed through the turnstile readers, providing fans a smoother, quicker entry to the ballpark.

In an on-going project that began in early 1999, the Orioles offices located in the B & O Warehouse have undergone major renovations in order to give the offices a warmer look. In addition to redesigned office space, new artwork and artifacts are displayed in the lobby and in the glass entry doors.

Prior to the 1999 season, an Upper Deck Fan Assistance Center was constructed in the Homeplate Elevator Lobby.

Prior to the 1999 season, the warning track surrounding the playing field was painted a shade of brown to more closely match the color of the infield dirt and to complement the colors of the B&O Warehouse.

Work was completed on repainting the entire steel "superstructure" of the ballpark. The work was begun prior to the 2000 season and completed during the year.

The Club Level and Suites have undergone a complete refurbishing, including new furniture, wallpaper and carpeting. The Orioles World Series trophies, Gold Glove, MVP and Cy Young Awards are on view at the entrance to the Club Level. Photos and records of each Orioles team beginning in 1954, as well as other artifacts of the club's history, adorn the corridors. The alcove lounges



on the Club Level have been named and decorated in themes, providing greater ambiance for fans and making it easier to meet friends at a designated area, such as the "All-Star Lounge," "Hall of Fame Lounge" and "MVPs Lounge." Photos of members of the Orioles Hall of Fame have been hung outside the party suites in the left field area of the Club Level.

Smoking was banned from the seating bowl in 1993.

Plaques and other displays around the ballpark honor various athletic accomplishments.

Orioles Hall of Fame: Located at the north end of the warehouse on the wall at the base of the scoreboard, plaques honor the members inducted annually and are similar in appearance to those enshrined in Cooperstown. They feature the Oriole Hall of Famer's likeness and a brief description of his accomplishments.

Orioles' Retired Numbers: 4-foot monuments, located at the north end of the warehouse in front of the Orioles ticket windows, honor the uniform numbers worn by Earl Weaver (4), Brooks Robinson (5), Cal Ripken Jr. (8), Frank Robinson (20), Jim Palmer (22) and Eddie Murray (33).

Mid-Atlantic Scouts Hall of Fame: As a tribute to baseball scouts over the years, the plaques are mounted on a wall on Eutaw Street.

Maryland Athletic Hall of Fame: The names of Marylanders who left their mark in athletic endeavors and have been inducted into the state's Athletic Hall of Fame are mounted on a wall on Eutaw Street; a full display with highlights of each inductee's career is located in the Sports Legends Museum at Camden Yards, next to the ballpark.

Cal Ripken Seat: To honor Cal's 278th career homer, surpassing Ernie Banks' major league record for home runs by a shortstop, the Orioles marked the spot where the ball landed (Section 86, Row 4, Seat 10) with an orange seat. The homer came on July 15, 1993 off Scott Erickson, then with Minnesota.

Eddie Murray Seat: To honor Eddie's 500th career home run, hit on September 6, 1996 off Detroit's Felipe Lira, the Orioles installed an orange seat in the right field bleachers where the ball landed (Section 96, Row 7, Seat 23).

Eutaw Street Home Runs: Brass baseball plates are embedded into the Eutaw Street sidewalk marking the spots where home runs cleared the right field fence wall. These plates contain the home run hitter's name, his team's logo, the distance the ball traveled, and the date the home run was hit.

Plaques in the Oriole Park press box have been erected honoring three individuals: the late Rex Barney, Orioles public address announcer for more than 25 years; the late Vernon Joiner, longtime head of the club's famed press box attendants crew; and Bob Brown, the Orioles' public relations director for more than 25 years. A plaque in the first base camera well honors longtime team photographer Jerry Wachter.

In ceremonies prior to Cal Ripken, Jr.'s final game on October 6, 2001, the Orioles unveiled a plaque in the first base dugout dedicated to Cal Ripken, Sr. It is inscribed: "Cal Ripken Sr. Dedicated to a lifelong Oriole of thirty-six years, and one of the game's greatest teachers. Coach, manager and devoted mentor to countless young Orioles, "Senior" dedicated his life to baseball and passed on his respect of the game to everyone he coached. He preached "perfect practice, makes perfect" and stressed the importance of being prepared, learning the "Right way" and playing to the best of one's ability every inning of every game. We will always remember his devotion to the Orioles, his love of the game, and his many lessons..."

Relief pitcher Jesse Orosco made his 1,072nd career appearance on August 17, 1999 to pass Dennis Eckersley for the Major League record for most games pitched. In honor of his accomplishment, the Orioles installed a plaque with Orosco's uniform number, 47, above the bench in their bullpen.

In honor of Earl Weaver's induction into the National Baseball Hall of Fame, a silver "4" and plaque identifying Weaver's years as manager was added to the Orioles' dugout wall in July 1996, near where the manager traditionally stands.



FIRSTS AT ORIOLE PARK AT CAMDEN YARDS

FIRST GAME: April 6, 1992 vs. Cleveland Indians

FIRST PITCH: Thrown by Rick Sutcliffe

FIRST PITCH AND GAME TIME TEMPERATURE: 3:20 p.m. EDT; it was a ball...Temperature was 63 degrees

FIRST BATTER: Kenny Lofton, Indians center fielder, flied out to right fielder Joe Orsulak on a 3-2 pitch

FIRST HIT: Cleveland's first baseman Paul Sorrento, singled to left-center with one out in the top of the 2nd inning

FIRST ORIOLES HIT: Orioles first baseman Glenn Davis led off the bottom of the 2nd inning with a single to center

FIRST RUN: In the 5th inning, O's designated hitter Sam Horn walked, went to 2nd base on 3rd baseman Leo Gomez's single and scored on catcher Chris Hoiles' double

FIRST RBI: Catcher Chris Hoiles hit a ground-rule double (ball bounced over the left-center fence) to score Sam Horn

FIRST DOUBLE: Chris Hoiles, driving in Sam Horn for the ballpark's first RBI

FIRST STRIKEOUT: Sutcliffe victimized Cleveland's right fielder Mark Whiten in the 2nd inning

FIRST HOME RUN: Cleveland's Paul Sorrento (3-run homer), 1st inning, off Bob Milacki, April 8

FIRST ORIOLES HOME RUN: Mike Devereaux, leading off the 4th inning (off Cleveland's Jack Armstrong), April 9

FIRST STOLEN BASE: Cleveland's Mark Lewis (against Ben McDonald and Chris Hoiles), 3rd inning, April 9

FIRST GRAND SLAM: Randy Milligan, 7th inning, off Les Lancaster, April 17, vs. Detroit

FIRST MULTI-HOME RUN GAME: Milligan (2), off Detroit's Scott Aldred (one on) and Les Lancaster (grand slam), April 17

FIRST TRIPLE: Cal Ripken, 6th inning, April 17 vs. Detroit, off Scott Aldred

FIRST SAVE: Gregg Olson, April 19 vs. Detroit, in a 3-2 victory

BALLPARK TOURS

Oriole Park at Camden Yards tours continue to be a popular attraction for thousands of visitors to Baltimore. In 2012, over 38,000 people toured the ballpark facility. Since 1992 more than 800,000 fans have taken a tour of Oriole Park. Fans touring the facility visit the suite level, media levels and dugout. Private tours, reserved in advance, are available year-round. Public tours are available between March and November. For tickets and schedule information, visit www.orioles.com or call 410-547-6234 or 888-848-BIRD (2473).

BALTIMORE'S ORIOLE

America's early colonists noticed a bird whose male bore the black and orange colors of Lord Baltimore, Maryland's founder. It was called a Baltimore oriole until the 1960s, when it was observed to interbreed with a bird called Bullock's oriole. The American Ornithologists' Union declared both would be considered a single species: Northern oriole. But later studies showed that, while the two birds sometimes interbreed, the offspring rarely pass along their genes. In 1994, the Baltimore oriole recovered its status as a species.

ORIOLE PARK AT CAMDEN YARDS GROUND RULES

- Foul poles with screens attached are outside of the playing field.
- Thrown or fairly batted ball that remains behind or under the canvas or canvas holder: two bases. Ball rebounding in playing field: in play.
- Ball striking surfaces, pillars or facings surrounding the dugout: in dugout.
- Ball striking railings around photographer's booths: in play.
- Fair bounding ball striking railings above cement wall down right field line: out of play.
- Fly ball hitting the grounds crew shed roof in right field and bouncing back into play: home run.



ORIOLES ATTENDANCE INFORMATION ANNUAL ATTENDANCE FIGURES, 1954-2013

YEAR	HOME ATTENDANCE	HOME DATES	AVG/ DATE	ROAD ATTENDANCE	ROAD DATES	AVG/ DATE	YEAR
13	2,357,551	81	29,106	2,318,795	81	28,627	13
12	2,102,240	79	26,611	2,393,520	81	29,550	12
11	1,755,461	80	21,943	2,253,369	81	27,819	11
10	1,733,019	80	21,663	2,264,263	81	27,954	10
09	1,907,163	81	23,545	2,276,693	81	28,107	09
08	1,950,077	80	24,376	2,577,617	81	31,822	08
07	2,164,822	80	27,060	2,474,481	81	30,549	07
06	2,153,139	81	26,582	2,537,225	81	31,324	06
05	2,624,740	81	32,404	2,463,427	81	30,413	05
04	2,747,573	80	34,344	2,359,383	80	29,492	04
03	2,454,523	81	30,303	2,184,536	79	27,652	03
02	2,682,917	81	33,122	2,019,608	81	24,933	02
01	3,094,841	80	38,686	2,333,664	81	28,811	01
00	3,295,128	81	40,681	1,999,262	81	24,682	00
99	3,433,150	80	42,914	2,199,081	80	27,488	99
98\$	3,685,194	81	45,496	2,247,452	81	27,746	98
97\$	3,711,132	81	45,816	2,289,272	81	28,261	97
96\$	3,646,950	81	45,024	2,168,279	79	27,446	96
95\$	3,098,475	72	43,034	1,751,096	72	24,321	95
94*	2,535,359	54	46,951	1,664,767	57	29,206	94
93	3,644,965	80	45,562	2,190,759	81	27,046	93
92	3,567,819	80	44,598	2,189,075	81	27,026	92
91	2,552,753	79	32,313	2,129,408	80	26,615	91
90	2,415,189	79	30,572	1,998,020	79	25,291	90
89	2,535,208	78	32,503	2,041,702	81	25,206	89
88	1,660,738	74	22,442	1,879,950	81	23,209	88
87	1,835,692	78	23,535	1,880,669	80	23,508	87
86	1,973,176	79	24,977	1,737,994	80	21,725	86
85	2,132,387	80	26,655	1,657,415	76	21,808	85
84	2,045,784	76	26,918	1,759,964	81	21,728	84
83	2,042,071	77	26,520	1,854,401	77	24,083	83
82	1,613,031	74	21,798	1,622,107	80	20,276	82
81*	1,024,247	53	19,325	954,002	46	20,739	81
80	1,797,438	80	22,468	1,608,616	77	20,891	80
79	1,681,009	72	23,347	1,598,750	76	21,036	79
78	1,051,724	73	14,407	1,495,193	78	19,169	78
77	1,195,769	77	15,529	1,409,544	72	19,577	77
76	1,058,609	74	14,306	1,307,920	74	17,675	76
75	1,002,157	68	14,738	1,163,631	74	15,725	75
74	962,572	74	13,008	1,286,501	75	17,153	74
73	958,667	72	13,329	1,185,247	75	15,803	73
72	899,950	69	13,042	1,243,111	74	16,799	72
71	1,023,037	64	15,985	1,166,471	76	15,348	71
70	1,057,069	75	14,094	1,312,337	78	16,825	70
69	1,058,168	73	14,495	1,242,751	74	16,794	69
68	943,977	71	13,295	1,266,254	76	16,661	68
67	955,053	64	14,923	1,145,275	74	15,477	67
66	1,203,366	67	17,961	1,307,246	76	17,201	66
65	781,649	68	11,495	930,537	73	12,747	65
64	1,116,215	69	16,177	1,057,173	72	14,683	64
63	774,343	72	10,755	928,612	71	13,079	63
62	790,254	72	10,976	886,544	70	12,665	62
61	951,089	70	13,587	1,001,302	71	14,103	61
60	1,187,549	71	16,730	1,151,055	69	16,682	60
59	891,926	64	13,936	990,449	71	13,950	59
58	829,991	67	12,388	660,304	69	9,570	58
57	1,029,581	67	15,367	739,289	66	11,201	57
56	901,201	67	13,539	678,073	64	10,595	56
55	852,039	62	13,743	648,412	56	11,579	55
54	1,060,910	67	15,384	614,833	64	9,607	54
Totals	107,834,275	4,370	24,676	96,377,891	4,448	21,668	

Average Annual Attendance

Home – 1,996,931

Road – 1,784,776

*-Strike-shortened season; \$-Led League in Total Attendance



ATTENDANCE

ATTENDANCE MILESTONES: The Orioles celebrated two attendance milestones in 2008. The first came on August 19, 2008, as the O's welcomed their 50 millionth fan at Oriole Park at Camden Yards. Opened in 1992, Camden Yards is the quickest ballpark to achieve the 50 million fan milestone in the history of baseball. In its first 17 seasons, Oriole Park at Camden Yards hosted the third-most fans in baseball, trailing only Dodger Stadium and Yankee Stadium.

Less than a week later, on August 23, 2008, the 100 millionth fan in franchise history entered the gates at Camden Yards. In 59 seasons and 4,370 regular season dates between Memorial Stadium and Camden Yards, 107,834,275 fans have watched the Orioles play in Baltimore.

The Orioles have drawn a total of 60,346,238 fans in 1,734 dates in 22 seasons at Oriole Park, surpassing the total attendance they drew from 1954 through 1991 at Memorial Stadium. In 38 seasons at the old ballpark on 33rd Street, the club drew 49,845,588 in 2,716 dates, an average of 18,353 fans per game. The Birds have averaged 34,802 fans per game in 1,734 dates at Camden Yards.

2013: The Orioles drew 2,357,551 fans to Camden Yards in 80 home dates, an average of 29,106 fans per game. The Orioles cracked the 2 million mark for the 24th time in franchise history and the 18th time since moving into Oriole Park. Baltimore had seven sellouts in 2013 and has now drawn 40,000 or more fans on 806 of 1,735 dates at Oriole Park.

LARGEST 3-DATE CROWD: The August 10-12, 2007 series against the Boston Red Sox shattered the attendance record for a three-date series at Oriole Park at Camden Yards by more than 2,000 fans. A total of 146,786 fans attended the three games, topping the previous mark of 144,784 set August 21-23, 1998 vs. Cleveland.

AMONG THE MAJOR LEAGUE LEADERS: The Orioles had never led the AL in total or average attendance until 1995, then did it for five consecutive years. The team has drawn three million or more fans in nine of the 19 non-strike shortened seasons at Oriole Park at Camden Yards.

"QUICKEST TO" MILESTONES

3 million—66 home dates ('93, '97 & '98)

2 million—43 home dates ('94)

1 million—22 home dates ('94)

SMALLEST CROWDS: The smallest crowd for a game at Oriole Park at Camden Yards was 9,129 on April 12, 2010 against the Tampa Bay Rays. The smallest crowd ever for an Orioles home game was on August 17, 1972, when only 655 fans attended an afternoon make-up game against the Chicago White Sox at Memorial Stadium.

PRE-GAME WORKOUT SCHEDULE AT ORIOLE PARK

12:35 PM Start

Grounds crew 12:00
Visitors Batting 11:15-12:00
Orioles Batting 10:15-11:15
Orioles Infield 10:05-10:15
Orioles Stretching 9:55-10:05

1:35 PM Start

Grounds crew 1:00
Visitors Batting 12:15-1:00
Orioles Batting 11:15-12:15
Orioles Infield 11:05-11:15
Orioles Stretching 10:55-11:05

4:05 PM Start

Grounds crew 3:30
Visitors Batting 2:45-3:30
Orioles Batting 1:45-2:45
Orioles Infield 1:35-1:45
Orioles Stretching 1:25-1:35

7:05 PM Start

Grounds crew 6:30
Visitors Batting 5:45-6:30
Orioles Batting 4:45-5:45
Orioles Infield 4:35-4:45
Orioles Stretching 4:25-4:35



LARGEST REGULAR SEASON CROWDS AT ORIOLE PARK

#	Att.	Opp.	Date	#	Att.	Opp.	Date
1.	49,828	Bos	July 10, 2005	26.	48,579	Bos	May 13, 2000
2.	49,696	NYY	June 22, 2004	27.	48,563	Tex	April 30, 2000
3.	49,549	Phi	June 28, 2003	28.	48,551	Bos	August 12, 2007
4.	49,384	Bos	August 1, 2009	29.	48,544	Ana	July 24, 1999
5.	49,334	Bos	August 2, 2003	30.	48,540	Bos	October 2, 2004 (1)
6.	49,331	Bos	July 9, 2005	31.	48,531	Phi	June 5, 1999
7.	49,242	Bos	August 11, 2007	32.	48,515	Bos	August 19, 2008
8.	49,174	Bos	July 8, 2005	33.	48,505	Det	August 7, 1999
9.	49,159	NYY	August 5, 2006	34.	48,499	NYY	August 16, 2003
10.	49,072	Phi	July 7, 2001	35.	48,442	NYY	June 24, 2004
11.	49,013	Atl	July 15, 2000	36.	48,402	NYY	July 28, 2007
12.	49,004	Col	June 17, 2005	37.	48,338	Bos	October 2, 1999
13.	48,993	Bos	August 10, 2007	38.	48,331	Was	June 23, 2006
14.	48,937	Phi	June 28, 2002	39.	48,281	Bos	May 31, 2008
15.	48,891	TOR	April 9, 2010	40.	48,272	Cle	August 23, 1998
16.	48,869	SF	June 12, 2004 (1)	41.	48,271	Oak	April 4, 2005
17.	48,817	NYY	August 23, 2008	42.	48,269	NYY	June 17, 1998
18.	48,807	Bos	October 6, 2001	43.	48,263	Min	August 23, 1997
19.	48,775	NYY	September 18, 2010	44.	48,244	Bos	July 11, 1998
20.	48,748	Bos	August 11, 2001	45.	48,230	Tex	April 29, 2000
21.	48,700	NYY	August 17, 2003	46.	48,199	Sea	July 26, 1998
22.	48,692	Phi	June 29, 2002	47.	48,195	NYY	June 3, 2006
23.	48,612	Bos	September 24, 2005	48.	48,168	NYY	June 2, 2006
24.	48,607	NYY	April 6, 2009	49.	48,165	NYY	September 28, 2002
25.	48,598	NYY	April 16, 2005	50.	48,159	Det	April 9, 2007

LARGEST 2-DATE SERIES AT ORIOLE PARK

1.	96,785	Bos	Aug. 11-12, 2001 (B)	6.	95,252	Det	Aug. 4-5, 1998
2.	95,880	Det	May 20-21, 1997	7.	94,853	Cle	May 6&8, 1994 (B)
3.	95,624	Bos	July 16-17, 1997	8.	94,506	Oak	April 25-26, 1994
4.	95,498	Cle	May 30-31, 1997 (A)	9.	95,592	Tex	April 5&7, 1993
5.	95,325	NYY	June 3-4, 1997	10.	93,266	NYY	June 27-28, 2005

A- 4-game series with 2 rainouts B- 3-game series with 1 rainout

LARGEST 3-DATE SERIES AT ORIOLE PARK

1.	146,786	Bos	Aug. 10-12, 2007	9.	144,165	NYM	Aug. 29-31, 1997
2.	144,784	Cle	Aug. 21-23, 1998	10.	144,012	Atl	July 13-15, 2000
3.	144,712	Sea	July 24-26, 1998	11.	143,906	Phi	June 4-6, 1999
4.	144,542	NYY	April 15-17, 2005	12.	143,898	NYY	June 2-4, 2006
5.	144,318	NYY	June 15-17, 1998	13.	143,797	NYY	June 25-27, 1999
6.	144,290	NYY	July 27-29, 2007	14.	143,691	Min	Aug. 22-24, 1997
7.	144,227	Atl	June 5-7, 1998	15.	143,664	NYY	Sept. 10-12, 2004
8.	144,170	NYY	Sept. 18-20, 1998	16.	143,522	KC	Aug. 28-30, 1998

LARGEST 4-DATE SERIES AT ORIOLE PARK

1.	195,722	Bos	July 7-10, 2005	6.	189,344	Bos	July 4-7, 1996
2.	192,494	Bos	July 9-12, 1998	7.	189,105	Det	Sept. 19-22, 1997
3.	190,967	Tor	June 26-29, 1997	8.	188,808	Det	May 30-June 2, 1994
4.	189,919	Tor	June 18-21, 1998	9.	188,514	NY	June 13-16, 1994
5.	189,537	NYY	Sept. 11-14, 1997	10.	188,183	Oak	July 7-10, 1994



ORIOLES RECORD CROWDS

MEMORIAL STADIUM (1954-1991) ORIOLE PARK AT CAMDEN YARDS (starting 1992)

AT HOME	ATTENDANCE	DATE	OPPONENT
Largest Crowd, MS	54,458	Oct 9, '66	Dodgers (World Series, Game 4)
Largest Crowd, Reg Sea, MS	52,395	Apr 4, '88	Brewers (Opening Day)
Largest Crowd, OPACY	49,828	July 10, '05	Red Sox
Night Game	51,649	Aug 16, '80	Yankees
Day Doubleheader	51,764	June 10, '84	Tigers
Night Doubleheader	51,883	Oct 1, '82	Brewers
Opening Day	52,395	Apr 4, '88	Brewers
Memorial Day	47,851	May 30, '94	Tigers
July 4th	47,336	July 4, '94	Mariners
Labor Day	46,085	Sep 6, '93	Mariners
Smallest Crowd	655	Aug 17, '72	White Sox
Five-Date Series	*249,605	Aug 14-18, '80	Yankees
Four-Date Series	195,722	July 7-10, '05	Red Sox
Three-Date Series	150,757	Oct 1-3, '82	Brewers
Two-Date Series	95,880	May 20-21, '97	Tigers

ON THE ROAD	ATTENDANCE	DATE	OPPONENT
Largest Crowd	67,064	Oct 16, '83	Phillies (WS, Game 5)
Largest Crowd, Regular Season	64,540	Apr 10, '87	Indians (Opening Day)
Smallest Crowd	476	Sep 19, '63	Angels (Dodger Stadium)
Three-Date Series	163,408	Sep. 19-21, '08	Yankees (Yankee Stadium)
Four-Date Series	206,705	July 29-Aug 1 '04	Yankees (Yankee Stadium)

* Major League Record

50 MILLIONTH/100 MILLIONTH

The Orioles reached two major attendance milestones during the 2008 season. On August 19, the team welcomed Kevin Gracie, a law school student from Ellicott City, as the designated 50 millionth person to attend a game at Camden Yards. Oriole Park became the quickest ballpark to achieve the 50 million fan milestone in the history of baseball.

Four days later, on August 23, the 100 millionth person in franchise history was welcomed at Oriole Park. Velma Greene, a middle school teacher from Harpers Ferry, West Virginia, was designated as the milestone fan.

Since it ushered in a new era of ballpark design in 1992, Oriole Park at Camden Yards has been the standard-bearer for sports facilities in the United States, welcoming individuals from all 50 states and over 100 countries. The city of Baltimore and the entire state of Maryland have derived significant economic impact totaling in the billions of dollars from the nearly 58 million fans who have attended Orioles games over the last 21 seasons, as well as from the millions more who have participated in festivals, meetings, tours and community events that have been held at the ballpark.



MEDIA



MEDIA INFORMATION



Gregory E. Bader
Vice President,
Communications &
Marketing



Jeff Lantz
Manager,
Media Relations



Jay Moskowitz
Coordinator,
Baseball Information



Amanda Sarver
Coordinator,
Public Relations &
New Media

CONTACT INFORMATION

The general line for the Public Relations Department is 410-547-6150. During home games, the PR department can be reached in the press box at 410-547-6257. The PR department fax number is 410-547-6272. The PR Twitter account is @OriolesPR.

MEDIA CREDENTIALS

Requests for full season or single-game credentials must go through the MLB Credentialing System. Media members who do not have an account on the MLB system should contact Amanda Sarver in the Public Relations Department at 410-547-6150 to establish an account. Credential requests for individual games must be submitted at least 24 hours in advance of the requested game. Credentials will be issued only to legitimate newsgathering agencies and are non-transferable. Any unauthorized use will result in confiscation of the credential and ejection from Oriole Park. Those approved for credentials may pick them up at Home Plate Plaza, located between Gates D & E, beginning four hours before game time.

BALLPARK & PRESS LEVEL ACCESS

Media must access the ballpark via Home Plate Plaza, which is located on the southwestern side of Oriole Park between Gates D & E. Home Plate Plaza opens four hours before game time. Media should be prepared to show identification to obtain their credentials. The press box is located on Level Two (Lower Press) and is to be used by print and non-rightsholder electronic outlets. Home and visiting radio and television broadcast from Level Three (Upper Press). Wireless Internet access is available on both levels. Login information to access the Internet from the press level is available in the lower press box.

PARKING

Limited parking for media is available in Lots A and B/C off of Lee Street. TV trucks may park in the ENG Lot next to Lot A. A hang tag or daily pass is required for access to each of these lots. Media without a parking pass must contact the Public Relations Department for a daily pass. Due to limited availability not all requests can be fulfilled.

PRESS DINING ROOM

Media with season, MLB, BBWAA or single-game credentials are invited to eat in the Press Dining Room on the Upper Press Level. Food service will begin two hours before the start of that day's game and continue until one hour after the game begins. Light refreshments and beverages are available in the Dining Room through the seventh inning. Due to space limitations, only credentialed media and club employees with game-time duties may eat in the Dining Room. We are unable to accommodate friends and family members.

FIELD ACCESS

Credentialed media may access the field at Camden Yards by taking the Home Plate Plaza elevators to the Basement Level and walking through the "Umpires' Tunnel" between the home and visiting clubhouses. The field area is open to media from the time Home Plate Plaza opens until 45 minutes before game time. Media are asked to remain on the warning track and between the two dugouts at all times.

CLUBHOUSE ACCESS

Only media with MLB, BBWAA or team-issued credentials have access to the clubhouses. Video cameras are permitted in the Orioles clubhouse prior to and after the game, but are restricted to tight interview shots. The clubhouses will open for media access 3 ½ hours before game time and close when the team takes the field for batting practice. Both clubhouses will open within 10 minutes after the final out of each game. The trainer's area, players' lounge, batting cages, kitchen and shower areas are off-limits to media at all times. Media are not permitted to use cell phones in the clubhouse for phone calls, tweets, text messages, or other electronic distribution of information.



INTERVIEW ROOM

Orioles Manager Buck Showalter will be available to media in a group session before and after every home game. Pre-game interviews will take place in the Orioles dugout or the auxiliary clubhouse off the "Umpires' Tunnel." Showalter's post-game media availability will be held in the auxiliary clubhouse.

O'S PUBLIC RELATIONS ON TWITTER

Media members may receive updates from the Orioles' Public Relations Department via Twitter. Visit @OriolesPR to subscribe.

PHOTOGRAPHERS

Photographers are not permitted on the field at any time during the game. Camera wells are located at each end of the home and visitors dugouts. Camera positions will be designated by the Orioles' Public Relations Department or team photographer. No still photographers are allowed in either clubhouse without the permission of the Public Relations Department of each team.

NO AUTOGRAPHS

Autograph seeking is strictly prohibited for credentialed media members. Any member of the media who requests an autograph will have his/her credential and press access revoked.

BASEBALL WRITERS ASSOCIATION OF AMERICA BALTIMORE & WASHINGTON CHAPTERS

At-Large - Les Carpenter, 1997; **Associated Press** - David Ginsburg, 1994, Joseph White, 2005, Howard Fendrich, 2005; **Baltimore Sun** - Peter Schmuck, 1980, Dan Connolly, 2001 (Chapter Vice Chairman), Eduardo Encina, 2006, Dean Jones Jr., 2014; **Carroll County Times** - Pat Stoetzer, 2013; **CSNBaltimore.com** - Rich Dubroff, 2013; **CSNWashington.com** - Mark Zuckerman 2001 (Chapter Chairman); **ESPN.com** - Tim Kurkjian, 1981; **FoxSports.com** - Ken Rosenthal, 1987; **Sporting News** - David Steele, 2005; **SI.com** - Mel Antonen, 1988; **USA Today** - Gabe Lacques, 2003; Peter Barzilai, 2006; Paul White, 2006; Scott Boeck, 2013; **Washington Post** - Thomas Boswell, 1978, John Feinstein, 1993, Dave Sheinin, 1998, Barry Svrluga, 2005, Adam Kilgore, 2010, James Wagner, 2013; **Washington Times** - Thom Loverro, 1993; Marc Lancaster, 2003; Nathan Fenno, 2012; Brian McNally, 2012; Zac Boyer, 2014; Mike Harris, 2014

HONORARY MEMBERS

Paul Attner, Kent Baker, John Eisenberg, William Gildea, Alan Goldstein, Dick Heller, Jim Henneman, Dave Hughes., Mark Hyman, Dave Kindred, Tony Kornheiser, Roch Kubatko, Bob Maisel, George Minot, Ken Nigro, George Solomon, Vito Stellino, Bill Tanton

2014 ORIOLES RADIO NETWORK

MARYLAND

WNAV-AM - 1430 AM - Annapolis, MD
WBAL-AM - 1090 AM - Baltimore, MD (FLAGSHIP)
WCTR-AM - 1530 AM - Chestertown, MD
WTBO-AM - 1450 AM - Cumberland, MD
WFRB-AM - 560 AM - Frostburg, MD
WARK-AM - 1490 AM - Hagerstown, MD
WUJ-AM-1590 AM - Ocean City, MD
WUJ-FM - 105.1 FM - Ocean City, MD
WICO-FM - 92.5 FM - Pocomoke City, MD
WWXT-FM - 92.7 FM - Prince Frederick, MD
WICO-AM - 1320 AM - Salisbury, MD
WTHU-AM-1450AM-Thurmont/Frederick,MD
WTRR-AM - 1470 AM - Westminster, MD

DISTRICT OF COLUMBIA

WSPZ-AM - 570 AM - Washington, DC
WTEM-AM - 980 AM - Washington, DC

DELAWARE

WWTX-AM - 1290 AM - Wilmington, DE

NORTH CAROLINA

WGHB-AM - 1250 AM - Greenville, NC
WDLX-AM - 930 AM - Washington, NC

PENNSYLVANIA

WIOO-AM - 1000 AM - Carlisle, PA
WIOO-FM - 97.9 FM - Carlisle, PA
WHVR-AM - 1280 AM - Hanover, PA
WEOO-AM - 1480 AM - Shippensburg, PA
WEOO-FM - 93.9 FM - Shippensburg, PA
WSBA-AM - 910 AM - York, PA

VIRGINIA

WHAP-AM - 1340 AM - Hopewell, VA
*WLVA-FM - 94.1 FM - Lynchburg, VA
*WLVA-AM - 580 AM - Lynchburg, VA
WODY-AM - 1160 AM - Martinsville, VA
WSVG-AM - 790 AM - Mount Jackson, VA
WVSP-FM - 94.1 FM - Norfolk, VA
WKDW-AM - 900 AM - Staunton, VA
WVXX-FM - 94.3 FM - Warrenton, VA

WEST VIRGINIA

WMRE-AM - 1550AM - Charles Town, WV
WEPM-AM - 1340 AM - Martinsburg, WV

* New in 2014



Baltimore ORIOLES

ORIOLES TELEVISION & RADIO

TELEVISION

ANNOUNCERS: Gary Thorne, Jim Hunter, Jim Palmer, Mike Bordick and Rick Dempsey

MASN, the television home of the Baltimore Orioles, is an independent regional sports network that televises every available Orioles game. The network is owned by the Orioles and Washington Nationals, and gives fans unmatched access to the action on the field and inside the game.

MASN televises every Orioles game in high-definition on its two HD channels, MASN HD and MASN2 HD. All of MASN's cable, satellite and fiber optic distributors carry MASN HD and MASN2 HD on a consistent channel throughout the season. (Visit www.masnports.com for local listings.)

Before every game, MASN televises the Orioles exclusive pregame show, O's Xtra, with insights and analysis about the upcoming matchup.

After each game, MASN televises the O's Xtra postgame show, with highlights, player interviews and the Manager's press conference. All day long fans can keep up with MASN via [facebook.com/masnorioles](https://www.facebook.com/masnorioles) and via twitter @masnorioles. Roch Kubatko and Steve Melewski cover the team year round on masnsports.com and @masnRoch and @masnSteve.

MASN carries 100 NCAA Division I football and basketball games, featuring local colleges and top-ranked programs, as well as other exciting regional sports programming, including the daily baseball show, Mid-Atlantic Sports Report, airing weekdays at 5pm.

MASN's exclusive television territory covers all or parts of six states and the District of Columbia, from Harrisburg, Pennsylvania to Charlotte, North Carolina. The network is carried by most cable and satellite providers in the mid-Atlantic region. For more information, visit www.masnports.com.

Again in 2014, MASN has partnered with WJZ-TV to simulcast approximately 20 games.



Mike BORDICK

Longtime Oriole and Orioles Hall of Fame member Mike Bordick is in his third year as a member of the MASN broadcast team, pairing with Jim Hunter or Gary Thorne as an analyst for half the O's games in 2014.

A 2011 inductee into the Orioles Hall of Fame, Bordick played for the Orioles for six seasons from 1997-2002. One of the best defensive players in club history, Bordick has the third-highest fielding percentage (.982) among shortstops with at least 1,000 games played in major league history, trailing only Omar Vizquel (.985) and Jimmy Rollins (.984).

In his 2002 season with the Orioles, Bordick had the best defensive season for a shortstop in major league history, setting a record for highest fielding percentage (.998), fewest errors (1), consecutive errorless games (110), fielding chances per game (4.9) and consecutive errorless chances (543). Bordick led AL shortstops with a .989 fielding percentage and 797 total chances in 1999 with the Orioles, a year in which he also led the AL in batting average against left-handed pitching (.406). Bordick's 14-year major league career also included time with the Oakland A's (1990-96), New York Mets (2000) and Toronto Blue Jays (2003). He batted .260 with 1,500 hits in his career, including .260 (674-2592) in 739 games with the Orioles.

Originally signed by the A's as a non-drafted free agent after playing in the Cape Cod League in 1986, Bordick was on Oakland's active roster for the 1990 World Series and appeared in three games for the A's. He also played in the 2000 World Series with the New York Mets after being traded from the Orioles that July and was named to the American League All-Star team that year as well.

Bordick played three years at the University of Maine, where he led the Bears to College World Series berths in 1984 and 1986. At the end of his playing career he completed his bachelors degree in kinesiology and physical education from Maine.

He spent the past 2010-11 seasons as Coordinator of Offensive Fundamentals for the Orioles' minor league system. As he did in 2012, Bordick will continue to work as a Special Assignment Instructor in the Orioles' minor league system when he is not in the broadcast booth.

Bordick and his wife, Monica, reside in Ruxton, Maryland with their six children.

2014 MEDIA



Tom DAVIS



Baltimore native Tom Davis enters his 44th year as a local sportscaster and begins his fourth year as the host of MASN's Mid Atlantic Sports Report. He will also work on television as a co-host of "O's Xtra," MASN's pre- and post-game shows. Davis previously spent 17 seasons as a host on Orioles telecasts on Home Team Sports (HTS) from 1984-2000. A five-time winner of the Maryland Sportscaster of the Year Award, Davis began his career as a weekend sportscaster for WBAL-TV in the early '70s. He also worked at WBAL Radio, had two stints at WCBM-AM and spent 17 years as a sportscaster for the "Rouse & Company Show" on WQSR-FM.

Tom's national sports broadcasting experience includes work with NBC-TV and NBC Radio, where he covered the NFL, 1987 Gator Bowl and the 1988 Summer Olympics. He also did play-by-play for a number of college football bowl games for the Mutual Radio Network and was a sideline reporter for ABC-TV's coverage of the USFL in 1983-84.

Davis served as play-by-play announcer for the first game played at M&T Bank Stadium on August 8, 1998, an exhibition game between the Baltimore Ravens and Chicago Bears. He lists one of his greatest thrills as calling Cal Ripken's 400th career home run in 1999.

In addition to his work on Orioles broadcasts, Davis hosts a sports talk show, "Wall to Wall Baseball," each Saturday afternoon on MASN. He also produces and hosts "Touchdown Baltimore" and "Take Me Out To The Ballgame," shows that profile the Baltimore Ravens and Orioles and air on MASN weekly during the teams' respective seasons. Starting in 2012, Davis returned to WBAL-AM to host "Wall to Wall Baseball" following the Orioles radio broadcasts.

A graduate of Calvert Hall College High School, Davis received a BS degree in Marketing from the University of Baltimore in 1971. He lives in Baltimore County with his wife Bonnie and is the father of three adult children, Malinda, Tad and Mandi. He has two grandchildren, Hunter and Georgia.

Rick DEMPSEY



Former Orioles catcher and 1983 World Series MVP Rick Dempsey is in his eighth year as a member of the Orioles broadcast team. He teams with Jim Hunter to host the "O's Xtra" pre- and post-game shows on MASN, and will also serve as an analyst on a selection of game broadcasts.

This season marks Dempsey's 47th year working in professional baseball. He played for 24 major league seasons with six teams, including 11 1/2 with the Orioles. Dempsey is tied for 8th all-time in seasons played and is one of only three catchers, along with Tim McCarver and Carlton Fisk, to play in four decades. He played on three World Series teams and won two championships, including 1983 when he was named the World Series MVP in the Orioles' 4-games-to-1 triumph over Philadelphia.

Rick batted .233 with 96 home runs and 471 RBI in his career, which began with the Minnesota Twins in 1969. He was traded to the New York Yankees in 1973 and, in 1976, to the Orioles as part of a 10-player swap that also brought the O's Tippy Martinez and Scott McGregor. He became the Orioles' regular catcher in 1977 and for 10 years was the Orioles' primary backstop, catching a club-record 1,222 games. After leaving the Orioles, Dempsey played for Cleveland (1987), Los Angeles (1988-90) and Milwaukee (1991) before returning to the Orioles for his final season in '92. He had a .988 career fielding percentage.

Dempsey began his post-playing career as a manager in the Los Angeles Dodgers' and New York Mets' farm systems, compiling a winning record in three of five seasons. He was a member of the Dodgers' major league coaching staff from 1999-2000 before returning to the Orioles as an analyst for Comcast SportsNet in 2001. From 2002-2006, he served as a first base coach, third base coach and bullpen coach on the Orioles coaching staff.

Rick and his wife, Joani, live in Westlake Village, a suburb of Los Angeles. They have two sons, John, who was a catcher in the St. Louis Cardinals and Kansas City Royals farm systems, and Christian. Rick's younger brother Pat was a minor league catcher for several teams, including the Orioles. His nephew, Gregg Zaun, was a catcher with the Orioles from 1995-96 and 2009. The son of an actor, Rick entertained crowds as a player during rain delays with his impersonations of Babe Ruth. He was elected to the Orioles Hall of Fame in 1997.



Jim HUNTER

Veteran broadcaster Jim Hunter is in his 18th year as a member of the Orioles broadcast team, including his 11th season in the TV booth on MASN. He is the host of "O's Xtra," MASN's Orioles pre-game and post-game shows and will also call play-by-play of O's games on MASN. He has also called play-by-play of MASN's coverage of college football and college basketball. Hunter was originally named as the Orioles' lead radio announcer on February 5, 1997 and brings to the booth 36 years of diversified broadcasting experience that ranges from Major League Baseball to the NFL to the Olympic Games.

Hunter, 55, came to Baltimore from CBS Radio Sports, where he had been since 1982. He had been a member of the network's MLB "Game of the Week" announcing team since 1986. He broadcasted the American League Championship Series, teaming with Hall of Famer Johnny Bench from 1990-92, and with the Orioles' first radio voice, Hall of Famer Ernie Harwell, in 1993. In 1995-96, he called the National League Division Series and the NLCS, teaming with Hall of Famer Jerry Coleman. In addition, Hunter hosted "Inside Pitch," the CBS Radio Sunday Night Baseball pre-game show.

When Jim began his career at the CBS Radio Network in '82, he served as the Saturday evening anchor of Sports Central USA. He was later assigned to host Sports Break, a daily feature heard on CBS Radio from 1984-87. It was in 1987 that Jim was named full weekend anchor of Sports Central USA.

Jim's experience is varied and all-inclusive. In 1992 from Albertville, France and again in 1994 from Lillehammer, Norway, Hunter served as a studio anchor for CBS Radio's network coverage of the Winter Olympic Games. Also, he was the host for the NFL Preview and NFL pre-game and halftime reports. Jim has covered 12 Super Bowls. He began his broadcasting career in 1978 at WJLK Radio in Asbury Park, NJ.

An active parishioner at St. Mark's Roman Catholic Church and a 3rd degree member of the Knights Of Columbus, Hunter is involved in numerous charitable projects. During the off-season he also makes appearances in the community on behalf of the ballclub and has been an active part of the Johns Hopkins Pediatric Oncology Friends Committee, which raised money annually for children's cancer research.

A native of New Jersey, Hunter is a 1973 graduate of St. Benedict School and a 1977 graduate of St. John Vianney High School in Holmdel, NJ. He was inducted into his high school's athletic Hall of Fame for football and baseball in 1994. He attended Brookdale Community College and is a 1982 graduate of Seton Hall University in South Orange, NJ with a BA in Communication Arts.

His peers have recognized Hunter for his accomplishments on several occasions. In 2002, he was named Maryland Sportscaster of the Year by The National Sportscasters and Sportswriters Association. He also received the prestigious Radio/TV Media Excellence Award from the New Jersey Sportswriters Association in 1998.

Hunter resides in Fallston, MD with his wife Bonnie. They have three children. Jimmy (29) and Jeff (27) are graduates of Fallston HS and York College, PA. Allie (23) is a graduate of Fallston High School where she was a member of back to back state championship field hockey teams and a graduate of George Mason University. They also have two faithful dogs, Bobby and Sadie.



Jim PALMER

The winningest pitcher in Orioles history, Hall of Famer Jim Palmer returns for his 22nd season as an analyst on Orioles television broadcasts. He previously had done some play-by-play and analyst work on Oriole broadcasts on Home Team Sports and on WMAR-TV. Jim's biography and pitching record can be found on page 431.



Gary THORNE



Gary Thorne is one of the most recognizable voices in sports broadcasting, having covered Major League Baseball, the National Hockey League, the Olympics, NCAA basketball, football and hockey during his illustrious 49-year broadcasting career. This year marks his 29th season of play-by-play coverage of MLB and his eighth on Orioles MASN broadcasts.

Thorne has broadcast 11 World Series, 16 All-Star Games and three World Baseball Classics for MLB International TV and 12 NHL seasons, including Stanley Cup playoffs and finals for ABC/ESPN. He broadcast New York Mets games on radio and TV for 13 seasons, including the 1986 World Series.

Thorne is a member of the board of directors of the Baseball Assistance Team (BAT) and previously served as its president. He also has hosted both the BAT and MLB Players Alumni Association dinners and is a member of the Hockey Coaches Care Committee.

Thorne has covered three Olympics with CBS and NBC and has received four Emmys, one for his Orioles coverage on MASN in 2009, two for his work with Mets TV and one for his work broadcasting New Jersey Devils hockey. In 2014, he will host Hall of Fame induction day ceremonies at Cooperstown for the sixth time.

Thorne's first appearance on ESPN was in July 1988 for the inaugural Triple-A-All-Star Game. He served as the original host and moderator in 1988 for "The Sports Reporters," the network's Sunday morning roundtable program and broadcast MLB on ESPN for 22 years, along with numerous other sports.

In 1989, Thorne served as the voice of the Chicago White Sox on WFLD-TV and teamed with Hall of Fame second baseman Joe Morgan on ABC's Thursday night MLB telecasts, including on field coverage at the 1989 earth quake World Series. He also broadcast games for the Baseball Network.

Thorne has also done play-by-play on SportsChannel America's National Hockey League telecasts (1988-92) and New Jersey Devils telecasts on SportsChannel New York (1987-92). Prior to that, he was the play-by-play commentator and director of broadcasting for the Maine Guides (1984), a Triple-A ball club which he co-owned from 1984-88. He also covered University of Maine hockey games for WBGW-AM and WABI-TV and radio from 1977-86.

Thorne is a 1970 graduate of the University of Maine with a Bachelor of Science Degree in Business. He graduated from the University of Maine School of Law in 1973 and received a doctorate in law in 1976 from the Georgetown University Law Center. He is a former assistant district attorney in Bangor, Maine, member of the Army JAG Corps and was admitted to the Bar of the United States Supreme Court in March 1977.

RADIO

ANNOUNCERS: Joe Angel and Fred Manfra

The Orioles continue their partnership with 1090 AM WBAL Radio in 2014. This season marks the 45th year since Baltimore returned to the major leagues 60 years ago that WBAL Radio has originated Orioles broadcasts. The station first broadcast O's games in 1957, the club's fourth season.

WBAL Radio will broadcast the entire 162-game regular season schedule, as well as 14 spring training games. The station will also air 30-minute pre- and post-game shows; a daily Manager's Report; "On Deck," a program that leads into the pre-game show; and an off-season Hot Stove Show.

This is the 14th year of the Orioles' partnership with WTEM (980 AM) to broadcast all games in the Washington, D.C. and Northern Virginia metropolitan area. In 2010 the Orioles entered a multi-year partnership with WSBA Radio to serve as their affiliate in York, PA. In all, there are over 35 stations on the Orioles Radio Network, covering six states and the District of Columbia. In addition, members of the military stationed overseas have the opportunity to listen to Orioles games on the American Force: Radio Network.

Joe ANGEL



Veteran baseball broadcaster Joe Angel will team with Fred Manfra for his 11th straight season as the "Voice of the Orioles" on radio.

A native of Colombia, South America, who spoke no English until the age of nine, Joe has broadcast Major League Baseball for 37 years, including 14 seasons with the Orioles, 1988-90, 1992 and 2004-13. He also has worked for the San Francisco Giants, Oakland A's, Minnesota Twins and New York Yankees and was the original voice of the Florida Marlins. Joe also broadcast games on ESPN national telecasts during the 2001 season.



Joe, 66, was born in Bogotá, Colombia. His family immigrated to Chicago seven years later before moving to San Francisco when Joe was 15. He attended Galileo High School in San Francisco, where he played baseball and football and was the quarterback of a team that featured O.J. Simpson as running back.

He worked in television and radio for many years in the Bay Area, including five years of Stanford University football and four years of University of San Francisco basketball.

Angel got his start in Major League Baseball in 1976, when he spent three years doing Giants games on KSFO radio with Hall of Fame broadcasters Al Michaels and Lon Simmons. He also spent two years as the television play-by-play voice for the Oakland A's. He spent three seasons with the Minnesota Twins on WCOO radio, 1984-86, and joined the Orioles radio team for three years in 1988. Joe spent one year doing New York Yankees broadcasts in 1991 before returning to the Orioles, then left again to become the first voice of the Florida Marlins. He did play-by-play on Marlins broadcasts for eight years, 1993-2000, including their 1997 championship season. He then did play-by-play for ESPN regional telecasts before returning to the Bay Area to do Giants games on radio and television for two seasons, where he often teamed with his former Orioles broadcast partner, Jon Miller.

In his 37 years of radio work with Major League Baseball, Joe has broadcast two World Series, 36 postseason games and six no-hitters. His signature calls of "In the WIN Column," "Wave it bye bye" and "Hasta la vista pelota" are well-known to Orioles fans.



Fred MANFRA

It appeared inevitable that Fred Manfra's career plans would lead him to broadcasting Orioles games on the radio. One of his athletic highlights is hitting a double off the left field wall at Memorial Stadium in an American Legion game, and under his photo in the Patterson High School (class of '64) yearbook it says, "Fred's...future plans are in...Radio-T.V. work."

The Baltimore native returns for his 22nd season as radio voice of the Orioles. The award-winning sportscaster came back to Charm City in 1993 after doing 22 sports shows every weekend since 1981 on more than 500 stations for the ABC Radio Information Network. Manfra worked for ABC

Radio for 15 years, hosting weekend sports programs, along with a number of other assignments for the network.

When he moved into the Orioles broadcast booth in '93, it wasn't the first time he'd been heard doing O's games. In 1991, he did a series at Memorial Stadium and before that, in the late '70s, he periodically filled in on games for WBAL Radio. His baseball experience also included a stint with the Detroit Tigers on cable television in 1980.

Baseball is only one of many sports Manfra has announced. His resume includes some of the most prestigious events in the business, including NBA Finals and NBA All-Star Games (1985-91), 1984 Olympic men's and women's basketball and 1988 Olympic ice hockey, NHL Stanley Cup Finals and All-Star Game (1991), the Breeder's Cup (2000-2002) and Eclipse Award-winning broadcasts of horse racing's Triple Crown races (Kentucky Derby, Preakness at Pimlico and the Belmont Stakes) from 1982 through 2006.

His Olympic assignments have been varied and have taken him around the globe, including Sarajevo, Yugoslavia and Los Angeles (in 1984); Calgary and Seoul, South Korea (in 1988); Albertville, France and Barcelona, Spain (1992); and Lillehammer, Norway in February, 1994. His assignments have included men's and women's basketball in 1984 and ice hockey in 1988, as well as anchoring the Opening and Closing Ceremonies and other play-by-play and hourly updates.

Fred began his radio career in the early '70s at KREL in Corona, CA. He moved eastward with stops in Ventura, CA (KBBQ-FM/KBBY-FM); Davenport, IA (KSTT-AM); Milwaukee (WRIT-AM) and Detroit (WWJ-AM) in addition to AP Radio Network Sports in Washington, D.C., before settling in the New York area with ABC Network Radio.

He has done college football and basketball for the University of Iowa (1975) and the University of Michigan (1979-80), as well as USFL and Arena football, New York Knicks basketball, boxing and wrestling. He also had done voice work for Madison Square Garden and for professional football team highlights films and the Sports Year in Review for ABC Radio Network (1983-1998). Along the way, he has received numerous awards for his live action and studio reports. In 1996, Fred was inducted into the Patterson High School Hall of Fame, the same year Orioles owner Peter Angelos was also honored by the school.

Fred and his wife, Marlene, live in Fallston, MD and are active in local charity work. Fred is on the advisory board of the Salvation Army of Baltimore and the board of the Albert Close Foundation in Harford County, and Marlene is on the board of the National Kidney Foundation of Maryland and is also involved with Stella Maris hospice center. They have two adult daughters—Michelle, who lives in Pembroke, Massachusetts with her husband Gary and works at Children's Hospital Boston; and Stephanie, who resides in Hollywood, FL with her husband Beck and works with the Alliance for a Healthier Generation.



SPRING TRAINING HISTORICAL INFORMATION

ED SMITH STADIUM

2700 12th Street
Sarasota, FL 34237
(941) 893-6300



Year	Site	W	L	Att.	Dates	Av.	Year	Site	W	L	Att.	Dates	Av.
1954	Yuma	16	12	10,684	4	2,671	1984	Miami	15	12	34,973	11	3,179
1955	Daytona	11	15	14,697	7	2,100	1985	Miami	14	14	55,659	15	3,711
1956	Scottsdale	10	19	15,699	9	1,733	1986	Miami	14	15	50,592	13	3,892
1957	Scottsdale	14	19	15,568	9	1,730	1987	Miami	13	15	54,749	16	4,211
1958	Scottsdale	11	19	16,092	11	1,463	1988	Miami	9	19	44,567	10	4,457
1959	Miami	17	8	25,771	13	1,982	1989	Miami	14	15	45,746	14	3,268
1960	Miami	16	13	39,158	19	2,060	1990	Miami	6	9	8,136	4	2,034
1961	Miami	12	16	46,419	16	2,901	1991	Sarasota	14	16	11,491	5	2,298
1962	Miami	13	11	43,816	16	2,739	1992	St. Petersburg	17	11	74,801	11	6,800
1963	Miami	17	10	52,748	14	3,768	1993	Sarasota/St. Pete.	16	10	59,169	12	4,931
1964	Miami	16	12	49,257	15	3,284	1994	Sarasota/St. Pete.	15	15	64,478	13	4,960
1965	Miami	12	16	55,602	14	3,972	1995	Sarasota/St. Pete.	7	4	-	-	-
1966	Miami	15	11	51,372	17	3,022	1996	Ft. Lauderdale	13	13	63,058	12	5,255
1967	Miami	14	13	50,513	11	4,592	1997	Ft. Lauderdale	18	13	62,846	15	4,190
1968	Miami	12	12	47,208	15	3,147	1998	Ft. Lauderdale**	17	11	70,224	15	4,682
1969	Miami	19	5	33,210	13	2,555	1999	Ft. Lauderdale	13	12	77,068	14	5,505
1970	Miami	11	12	34,995	11	3,181	2000	Ft. Lauderdale	13	16	71,594	13	5,507
1971	Miami	14	13	45,185	13	4,108	2001	Ft. Lauderdale	18	13	75,007	14	5,358
1972	Miami	10	8	42,522	10	4,252	2002	Ft. Lauderdale	20	9	74,047	14	5,289
1973	Miami	13	11	47,003	13	3,616	2003	Ft. Lauderdale	14	14	71,453	14	5,103
1974	Miami	11	11	40,247	12	3,354	2004	Ft. Lauderdale	12	16	82,695	14	5,907
1975	Miami	18	9	41,623	13	3,202	2005	Ft. Lauderdale	15	11	92,546	14	6,610
1976	Miami	4	11	29,123	8	3,640	2006	Ft. Lauderdale	13	17	80,220	14	5,730
1977	Miami	14	10	51,918	11	4,720	2007	Ft. Lauderdale	16	13	89,498	15	5,967
1978	Miami	13	11	57,812	12	4,818	2008	Ft. Lauderdale**	10	17	74,368	14	5,312
1979	Miami	10	15	44,310	12	3,693	2009	Ft. Lauderdale	13	21	73,415	16	4,588
1980	Miami	7	14	30,321	9	3,369	2010	Sarasota*	12	17	102,219	15	6,815
1981	Miami	12	13	42,282	10	4,228	2011	Sarasota**	15	15	115,506	16	7,219
1982	Miami	14	12	29,683	13	2,283	2012	Sarasota***	11	13	106,398	15	7,093
1983	Miami	15	11	34,883	15	2,326	2013	Sarasota*	19	94	120,455	17	7,086*

*Also played to one tie

** Also played to two ties

*** Also played to six ties

FORD C. FRICK AWARD WINNERS

In addition to longtime Orioles voice Chuck Thompson, four other Orioles broadcasters have won the Ford C. Frick Award: Ernie Harwell ('54-'59), Herb Carneal ('57-'61), Bob Murphy ('60-'61) and Jon Miller ('83-'96).

1978 Mel Allen & Red Barber	1988 Lindsey Nelson	1998 Jaime Jarrin	2008 Dave Niehaus
1979 Bob Elson	1989 Harry Caray	1999 Arch McDonald	2009 Tony Kubek
1980 Russ Hodges	1990 Byrum Saam	2000 Marty Brennaman	2010 Jon Miller
1981 Ernie Harwell	1991 Joe Garagiola	2001 Felo Ramirez	2011 Dave Van Home
1982 Vin Scully	1992 Milo Hamilton	2002 Harry Kalas	2012 Tim McCarver
1983 Jack Brickhouse	1993 Chuck Thompson	2003 Bob Uecker	2013 Tom Cheek
1984 Curt Gowdy	1994 Bob Murphy	2004 Lon Simmons	2014 Eric Nadel
1985 Buck Canel	1995 Bob Wolff	2005 Jerry Coleman	
1986 Bob Prince	1996 Herb Carneal	2006 Gene Elston	
1987 Jack Buck	1997 Jimmy Dudley	2007 Denny Matthews	



2014 SPRING TRAINING SCHEDULE

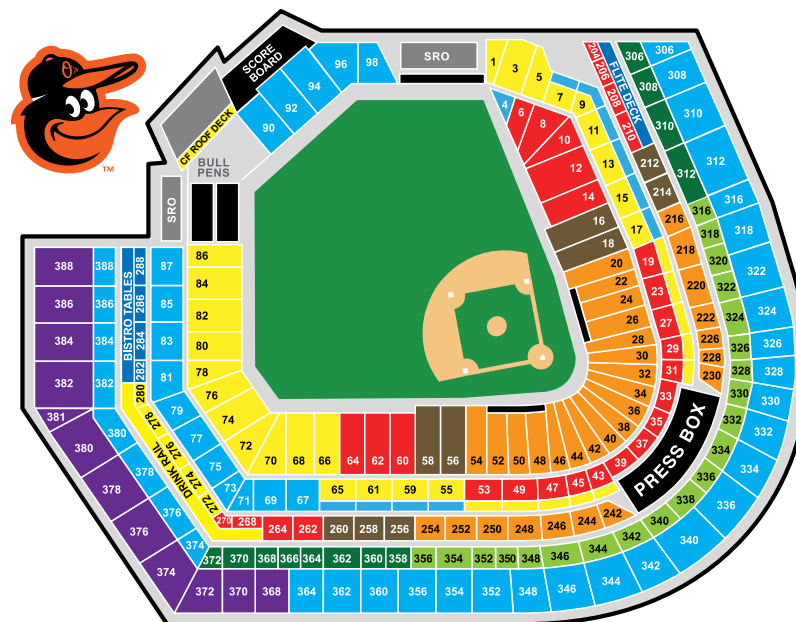
Day	Date	Opponent	Location	Time
Friday	February 28	at Tampa Bay Rays	Port Charlotte	1:05
Saturday	March 1	Toronto Blue Jays	Sarasota	1:05
Sunday	March 2	at Boston Red Sox	Fort Myers	1:35
Monday	March 3	Minnesota Twins (ss)	Sarasota	1:05
Tuesday	March 4	at New York Yankees	Tampa	1:05
Wednesday	March 5	at Minnesota Twins	Fort Myers	1:05
Thursday	March 6	Tampa Bay Rays	Sarasota	1:05
Friday	March 7	Philadelphia Phillies	Sarasota	1:05
Saturday	March 8	at Boston Red Sox (ss)	Ft. Myers	1:05
		Boston Red Sox (ss)	Sarasota	7:05
Sunday	March 9	Pittsburgh Pirates (ss)	Sarasota	1:05
Monday	March 10	at Pittsburgh Pirates	Bradenton	1:05
Tuesday	March 11	Boston Red Sox (ss)	Sarasota	1:05
Wednesday	March 12	Philadelphia Phillies	Sarasota	1:05
Thursday	March 13	at New York Yankees (ss)	Tampa	1:05
Friday	March 14	at Minnesota Twins (ss)	Fort Myers	1:05
Saturday	March 15	New York Yankees (ss)	Sarasota	1:05
Sunday	March 16	at Toronto Blue Jays	Dunedin	1:05
Monday	March 17	at Philadelphia Phillies (ss)	Clearwater	1:05
		Minnesota Twins (ss)	Sarasota	7:05
Tuesday	March 18	OFF DAY		
Wednesday	March 19	Tampa Bay Rays	Sarasota	1:05
Thursday	March 20	at Pittsburgh Pirates	Bradenton	1:05
Friday	March 21	Atlanta Braves (ss)	Sarasota	1:05
Saturday	March 22	at Tampa Bay Rays	Port Charlotte	1:05
Sunday	March 23	Pittsburgh Pirates	Sarasota	1:05
Monday	March 24	Boston Red Sox	Sarasota	1:05
Tuesday	March 25	at Minnesota Twins	Ft. Myers	1:05
Wednesday	March 26	at Tampa Bay Rays (ss)	Port Charlotte	1:05
		at Boston Red Sox (ss)	Fort Myers	7:10
Thursday	March 27	Tampa Bay Rays	Sarasota	7:05

(ss) – split squad game

EXHIBITION GAMES PLAYED AWAY FROM SPRING TRAINING SITE

The following games were played away from the teams spring training site, and their attendance is not counted in attendance chart:

1988	3/11 at Joe Robbie Stadium- 24, 247	1991	3/30 at Joe Robbie Stadium- 67,654
	3/12 at Joe Robbie Stadium- 17, 830		3/31 at Joe Robbie Stadium- 57,359
	4/3 at RFK Stadium- 36, 123		4/6 at RFK Stadium- 37,448
1989	3/11 at Joe Robbie Stadium- 20, 130		4/7 at RFK Stadium- 43,264
	3/25 at Joe Robbie Stadium- 26, 417	1992	4/3 at OP@CY- 31,286
	4/1 at RFK Stadium- 24, 877		4/4 at RFK Stadium- 20,551
	4/2 at RFK Stadium- 37,204	1993	4/2 at OP@CY- 20,412
1990	3/31 at Joe Robbie Stadium- 21,841		4/3 at RFK Stadium- 23,575
	4/1 at Joe Robbie Stadium- 24,597	1994	4/2 at OP@CY- 46,950
	4/7 at RFK Stadium- 21, 298	1995	4/23 at OP@CY- 24,010
		1996	3/30 at OP@CY- 19,543
		1997	3/30 at OP@CY- 9,950



Orioles.com/pricing



Baltimore **ORIOLES**

FRONT
OFFICE

ORIOLES
REACH

MANAGER &
COACHES

2014
ORIOLES

2013
IN REVIEW

OPPONENTS

MINOR
LEAGUES

RECORDS &
HISTORY

ORIOLE PARK

MEDIA