


# 2009 MEDIA GUIDE

2008  
American League MVP  
Dustin Pedroia



Portland Sea Dogs  
Double-A Affiliate of the Boston Red Sox





# 2009 Portland Sea Dogs Schedule

Sea Dogs Ticket Office 207-879-9500

[www.seadogs.com](http://www.seadogs.com)


APRIL						
SUN	MON	TUE	WED	THU	FRI	SAT
			1	2	3	4
5	6	7	8	9	10	11
				CT	CT	CT
				6:00	6:00	1:00
12	13	14	15	16	17	18
CT	NB	NB	NB	BI	BI	BI
1:00	6:00	6:00	6:00	6:35	7:05	1:05
19	20	21	22	23	24	25
BI	NB	NB	NB	CT	CT	CT
1:05	6:35	6:35	10:35	6:00	6:00	1:00
26	27	28	29	30		
CT	CT	BI	BI	BI		
1:00		6:00	6:00			

MAY						
SUN	MON	TUE	WED	THU	FRI	SAT
					1	2
					CT	CT
					6:35	6:35
3	4	5	6	7	8	9
CT	BI	BI	BI	BI	NB	NB
1:05	6:35	6:35	6:35	6:35	7:00	1:00
10	11	12	13	14	15	16
NB	TR	TR	TR	NB	NB	NB
1:00	7:05	7:05	7:05	6:35	6:35	
17	18	19	20	21	22	23
NB	NH	NH	NH	NH	CT	CT
1:35	6:00	6:00	12:00	6:00	1:00	
24	25	26	27	28	29	30
CT	CT	NH	NH	NH	CT	CT
1:00		7:05	7:05	11:05	6:35	6:35

JUNE						
SUN	MON	TUE	WED	THU	FRI	SAT
31	1	2	3	4	5	6
CT	BI	BI	BI	BI	TR	TR
1:35	6:00	6:00	6:00	12:00	7:00	6:00
7	8	9	10	11	12	13
TR		ER	ER	ER	AK	AK
1:00		7:05	7:05	7:05	7:05	7:05
14	15	16	17	18	19	20
AK		ER	ER	ER	AK	AK
1:35		7:00	7:00	6:00	7:00	6:00
21	22	23	24	25	26	27
AK		CT	CT	CT	NH	NH
1:00		6:35	6:35	6:35	7:05	7:05
28	29	30				
NH	NH	NB				
6:35	7:05	7:00				

JULY						
SUN	MON	TUE	WED	THU	FRI	SAT
			1	2	3	4
			NB	NB	NB	NH
			7:00	7:00	6:00	7:05
5	6	7	8	9	10	11
NH	NH	BI	BI	BI	NH	NH
6:35	12:05	7:00	7:00	7:00	7:00	6:00
12	13	14	15	16	17	18
NH	NH	ALL STAR	TR	TR	TR	TR
1:00	12:00	BREAK	7:05	7:05	7:05	
19	20	21	22	23	24	25
TR	NB	NB	NB	NB	NH	NH
1:05	7:05	12:05	7:05	7:05	7:00	6:00
26	27	28	29	30	31	
NH	RE	RE	RE	RE	HB	
1:00	7:05	7:05	7:05	7:05	7:00	

AUGUST						
SUN	MON	TUE	WED	THU	FRI	SAT
						1
						HB
						7:00
2	3	4	5	6	7	8
HB		AL	AL	AL	BO	BO
2:00		7:00	7:00	12:00	7:00	12:05
9	10	11	12	13	14	15
BO		AL	AL	AL	BO	BO
1:00		7:05	7:05	7:05	7:05	7:05
16	17	18	19	20	21	22
BO		RE	RE	RE	HB	HB
6:05		7:00	7:00	7:00	7:00	6:00
23	24	25	26	27	28	29
HB	HB	BI	BI	BI	NH	NH
1:00	7:00	7:05	7:05	7:05	7:05	7:05

SEPTEMBER						
SUN	MON	TUE	WED	THU	FRI	SAT
30	31	1	2	3	4	5
NH	NH	TR	TR	TR	NH	NH
6:35	7:05	6:00	6:00	7:00	7:00	6:00
6	7					
NH	NH					
1:00	1:00					
						
AK Akron Aeros (Indians)						
AL Altoona Curve (Pirates)						
BI Binghamton Mets (Mets)						
BO Bowie Baysox (Orioles)						
CT Connecticut Defenders (Giants)						
ER Erie SeaWolves (Tigers)						
HB Harrisburg Senators (Nationals)						
NB New Britain Rock Cats (Twins)						
NH New Hampshire Fisher Cats (Blue Jays)						
RE Reading Phillies (Phillies)						
TR Trenton Thunder (Yankees)						

Home Away at Fenway Park

# **TABLE OF CONTENTS**

## **Sea Dogs Information**

Front Office Directory.....	4
Hadlock Field.....	5
Ticket & Group Info.....	6
Promotional Schedule.....	7
Directions/Parking Info.....	8

## **Boston Red Sox Organization**

Front Office Directory.....	9
Red Sox Farm System.....	10
2008 Red Sox Draft .....	13
2008 Boston Red Sox Statistics.....	14
2008 Pawtucket Red Sox Statistics.....	15
2008 Portland Sea Dogs Statistics.....	16
2008 Lancaster JetHawks Statistics.....	17
2008 Greenville Drive Statistics.....	18
2008 Lowell Spinners Statistics.....	19
2009 Sea Dogs Manager.....	20
2009 Sea Dogs Coaching Staff.....	21
Minor League Player Bios.....	22-47

## **Eastern League**

Eastern League Directory.....	48
Eastern League Policies.....	49
Eastern League Stadium Info.....	50
Eastern League Standings.....	51
2008 Eastern League Leaders.....	53
Eastern League Champions.....	54
2008 Eastern League Travel.....	56
Umpires.....	57
Eastern League Opponents.....	58-63

## **Sea Dogs 2008 Season**

Season Summary.....	64
2008 Playoff Stats.....	65
Transactions.....	66
Highs & Lows.....	68
Record When.....	70
Day-by-Day.....	71

## **Sea Dogs History & Records**

Sea Dogs Timeline.....	74
Sea Dogs Playoff History.....	77
Sea Dogs "Firsts".....	78
Last Time It Happened.....	79
Sea Dogs Awards.....	81
Sea Dogs Hall of Fame.....	82
Sea Dogs Top Performances.....	84
Sea Dogs All-Stars.....	85
Sea Dogs All-Time Roster.....	86
Single-Season Records.....	89
Career Records.....	90
Yearly Team Leaders.....	91
Individual & Team Records.....	92
Season & Franchise Records.....	93
Opening Day Lineups.....	94
Attendance.....	96
Baseball in Portland & Maine.....	97

## **Media Information**

Credential Information.....	98
Standard Game Times.....	99
BP & Infield Practice Schedule.....	99
Sea Dogs Media Contacts.....	99
On the Air Waves.....	100
How Did You Score That? .....	101
Hadlock Field Ground Rules.....	102

### **On the Cover**

2008 American League MVP Dustin Pedroia played for the Sea Dogs in 2005.

Photo by Stewart Smith Photography

### **About the Media Guide**

The 2009 Sea Dogs Media Guide was produced by Chris Cameron and Ryan Erickson. Editorial assistance provided by Mike Antonellis and Todd Jamison. Minor League bios were provided by the Boston Red Sox. Statistical information provided by Major League Baseball Advanced Media. Special thanks to Tyler Young, Greg Wilson, Sea Dogs staff members, the Red Sox media relations department, and the Eastern League for their contributions. Printed by Mailings Unlimited.

# **FRONT OFFICE DIRECTORY**

## **PORTLAND MAINE BASEBALL**

*Class AA – Eastern League*

*Affiliate – Boston Red Sox*

### **Mailing Address:**

PO Box 636  
Portland, ME 04104

### **Shipping Address:**

271 Park Ave  
Portland, ME 04102

**Web Site:** [www.seadogs.com](http://www.seadogs.com)

**E-mail:** [seadogs@seadogs.com](mailto:seadogs@seadogs.com)

### **Phone:**

Main Office (207) 874-9300  
1-800-936-DOGS  
Ticket Office (207) 879-9500  
Souvenir Shoppe (207) 879-9501

### **Fax:**

Main Office (207) 780-0317  
Ticket Office (207) 879-9520

## **SEA DOGS STAFF**

Principal Owner.....Daniel B. Burke  
President & General Manager.....Charlie Eshbach  
Executive Vice-President.....John Kameisha  
Vice-President.....Jim Heffley  
Assistant General Manager/ Media Relations.....Chris Cameron  
Assistant General Manager/ Sales & Promotions.....Geoff Iacuesa  
Director, Video Operations.....Todd Jamison  
Director, Broadcasting.....Mike Antonellis  
Director, Group Sales.....Liz Riley  
Director, Ticketing.....Dave Strong  
Assistant Director, Ticketing.....Sarah Connolly  
Director, Food Service.....Mike Scorza  
Assistant Director, Food Service.....Greg Moyes

**Administrative Assistants:** Chris Baez, Tom Besse, Kelly Emerson, Ryan Erickson,  
Aaron Goldsmith, Amy Hebert, Scott Nevers, Bill Rankin

Radio Broadcasters.....Mike Antonellis and Aaron Goldsmith  
Head Grounds Keeper.....Rick Anderson  
Head Usher.....Dave McConnell  
P.A. Announcer.....Dean Rogers  
Official Scorer.....Thom Hinton  
Clubhouse Managers.....Craig Candage Sr. (H), Nick Fox & Mike Mestieri (V)

Team Physician.....William H. Heinz, MD  
Team Dentist.....Dr. Kenneth Myers  
Team Opthamologist.....Curtis Libby, MD

### **Field Staff:**

Field Manager.....Arnie Beyeler  
Hitting Coach.....Dave Joppie  
Pitching Coach.....Mike Cather  
Trainer.....Jon Jochim

# **HADLOCK FIELD**

**Named After:** Edison Hadlock Jr., the baseball coach at Portland High School from 1950-1978.

**Opened:** April 18, 1994

**Seating Capacity:** 7,368

## **Dimensions**

	Feet	Height
Left Field	315	37 feet
Center Field	400	8 feet
Right Field	330	16 feet

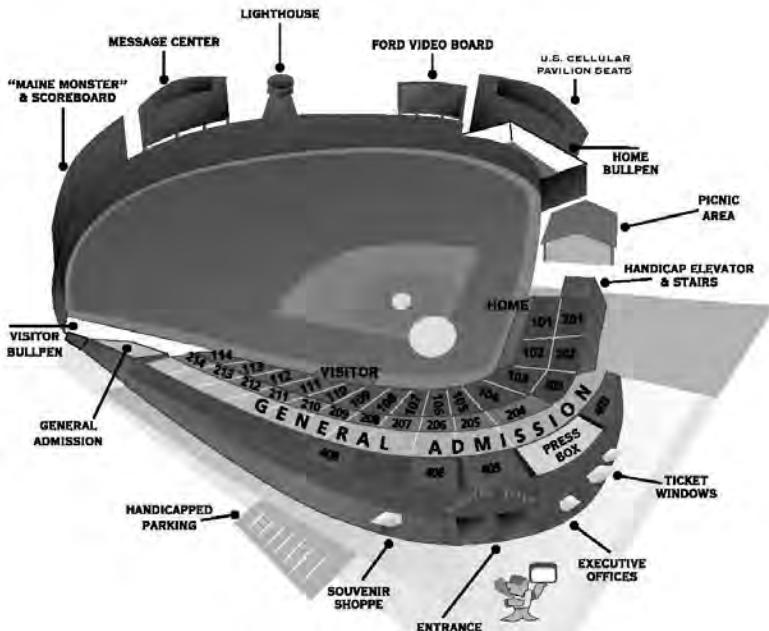
## **The Maine Monster**

	Fenway Park	Hadlock Field
Left Field Dimension	310 feet	315 feet
Height of Wall	37 feet	37 feet
Length of Wall	240 feet	160 feet
Height of Screen	23 feet*	12 feet
Color of Wall	Green	Green
Material of Wall	Hard Plastic	Wood
Scoreboard	Manual	Electronic
Citgo Sign	60x60 feet	14x14 feet

\* before screen was removed to add seats

## **STADIUM EXPANSIONS**

<u>Year</u>	<u>Capacity</u>	<u>Addition</u>
1994	6,000	
1995	6,500	Section 315, 500 additional General Admissions on 3rd base line
1998	6,860	Sections 201-203 (Upper Box Seats) added & expanded
2002	6,975	115 Seats added to the picnic area
2006	7,368	393 Seats added in right-field (U.S. Cellular Pavilion)



# **TICKET & GROUP INFORMATION**

**Phone:** (207) 879-9500

**Fax:** (207) 879-9520

**E-mail:** tickets@seadogs.com

## **Hours:**

Monday-Friday 9:00- 5:00 PM

Saturday 10:00-2:00 PM

Game Days: Ticket Office will open at 9:00 AM on all game days and remain open until the 8th inning.

## **Individual Ticket Prices**

	Adult	Child/Senior
Box Seats	\$9.00	\$8.00
RF Pavilion	\$9.00	\$8.00
Reserved Seats	\$8.00	\$7.00
General Adm.	\$7.00	\$4.00

## **Discounted Group Rates**

20-99 Tickets	Reserved	GA
Adult	\$7.00	\$6.50
Child/Senior	\$7.00	\$3.50

100-999 Tickets		
Adult	\$7.00	\$6.00
Child/Senior	\$7.00	\$3.00

1000+ Tickets		
Adult	N/A	\$5.50
Child/Senior	N/A	\$2.50

*Children = 16 and under*

*Senior = 62 and over*

*Children two years and younger do not require a ticket provided they sit on a guardian's lap.*

## **Season Tickets**

Box Seat Season Tickets:

Annual Contract: \$461.50/seat

Three Year Contract: \$426.00/seat

Reserved Seat Season Tickets:

Annual Contract: \$426.00/seat

Three Year Contract: \$390.50/seat

**Skybox Rental:** \$594.00

Skyboxes seat up to 22 people and can be rented out on a per-game basis. Food cost is additional.

**Picnic Grove:** \$24.00/person

The picnic grove can be rented out on a per game basis to groups of 20 to 350 people. Prices include an all you can eat picnic meal and game ticket.

**Birthday Parties:** \$15.00/person

Celebrate your child's birthday at Hadlock Field with Slugger. Prices begin at \$15.00 per person.

**Portland Room:** \$100.00

The Portland Room is a function room that can be rented out for meetings, dinners or hospitality. Prices begin at \$100.00 for the room rental.

**VIP Program:** \$150.00

The VIP Program gives fans the chance to honor friends, family members, and co-workers with an on-field ceremony prior to the game. The VIP receives the following: four box seats, a ceremonial first-pitch, PA and Scoreboard Message, a Sea Dogs hat and baseball, four hot dogs, four sodas, and four Sea Dogs Biscuits.

**Scoreboard Messages:** \$15.00

Have your name or special message displayed on the Message Center.

## **Rain Check Policy:**

If less than five innings of one game (4 1/2 innings if the Sea Dogs are ahead) are played, tickets may be exchanged at the Box Office for one ticket of equal or lesser value for any remaining regular season game, based upon availability.



# PROMOTIONAL SCHEDULE

<b><u>Date</u></b>	<b><u>Event</u></b>	<b><u>Sponsor</u></b>
April 8	Welcome Back Sea Dogs Dinner to benefit Youth Alternatives	
April 9	Season Opener	
April 10	Hometown Heroes Night	
April 12	Schedule Magnet Giveaway	<i>Paul G. White Interior Solutions</i>
	Most Improved Student Day #1	<i>NextGen College Investing Plan</i>
April 14	La Noche Latina	
April 15	College Fair	<i>University of Maine Farmington</i>
April 23	ZOOperstars	
April 24	Fireworks	<i>U.S. Cellular and WCYY</i>
April 25	Maine Children's Cancer Program Day	
	Kid's Club Day #1	<i>Hood</i>
April 26	Most Improved Student Day #2	<i>NextGen College Investing Plan</i>
April 29	Career Development Night	<i>JobsInME.com</i>
April 30	David Ortiz Bobblehead Giveaway	<i>Irving Oil</i>
May 8	Teacher's Night	<i>Cumberland County Federal Credit Union</i>
	Kid's Club Day #2	<i>Hood</i>
May 9	Most Improved Student Day #3	
May 10	Mothers Day 5K Road Race	<i>Paradaigm Windows, Peak Performance and Key Bank</i>
May 20	Survivor Night	
May 21	Bring your Office to the Game	
May 22	Fireworks	<i>WBLM</i>
May 23	Most Improved Student Day #4	<i>NextGen College Investing Plan</i>
May 24	LL Bean Day	<i>LL Bean</i>
	Most Improved Student Day #5	<i>NextGen College Investing Plan</i>
May 25	Most Improved Student Day #6	<i>NextGen College Investing Plan</i>
June 1	Tom Sadge as Neil Diamond	
June 5	Good Neighbor Night	<i>State Farm Insurance</i>
	Kid's Club Day #3	<i>Hood</i>
June 16	ZOOperstars	<i>U.S. Cellular</i>
June 17	Jed Lowrie Bobblehead Giveaway	<i>Northeast Delta Dental</i>
June 18	Fireworks	<i>FairPoint Communication, WHOM</i>
June 19	Teacher's Hall of Fame	<i>UNUM</i>
June 20	Sable Oaks Golf Night	<i>Sable Oaks Golf Course</i>
June 21	Father's Day 5K Road Race	
June 30	Sea Dog Baseball Team Card Set Giveaway	<i>Wendy's</i>
July 1	Breaking B'Boy McCoy	
July 2	Hawaiian Night	
July 3	Fireworks Show	<i>Hancock Lumber and WJBQ</i>
July 7	Justin Masterson Bobblehead Giveaway	<i>Bath Savings Institution</i>
July 8	Sea Dog Team Picture Night	
July 9	Jimmy Buffett Night	<i>WYNZ</i>
July 10	University of Maine Farmington Alumni Night	
	Kid's Club Day #4	<i>Hood</i>
July 11	MDA "Shirt off their Back" Night	<i>CN Brown</i>
July 12	Sunscreen Giveaway	<i>Maine Comprehensive Cancer Program</i>
July 24	NASCAR Night	
	Kid's Club Day #5	<i>Hood</i>
July 25	Sea Dog Luncheon	<i>Portland Press Herald</i>

# PROMOTIONAL SCHEDULE

<u>Date</u>	<u>Event</u>	<u>Sponsor</u>
August 4	Maine Baseball Hall of Fame Night	
August 5	ZOOperstars	Webber Energy Fuels
August 7	Michael Bowden Bobblehead Giveaway	U.S. Cellular
	cPort Credit Union Bank Giveaway	
	Kid's Club Day #6	Hood
August 8	Future's Game @ Fenway Park	Amtrak Downeaster
August 9	LL Bean Day	LL Bean
August 20	Christopher	U.S. Cellular
August 21	8th Annual Slugger Open Golf	Sable Oaks Golf Course
	Tournament to Benefit Barbara Bush	
	Children's Hospital 8:00 AM	
August 22	Back to School Giveaway	ServiceMaster Clean
September 1	Jon Lester Bobblehead Giveaway	Northeast Delta Dental
September 2	Sea Dog Hall of Fame Induction	UNUM
September 3	Fireworks	
September 5	Chad Little John Deere Night	
September 6	Field of Dreams	NextGen College Investing Plan
September 7	Team Awards Day	Irving Oil

## Directions:

From the South: Take Interstate 295-take exit 5 (Congress Street), merge onto Congress Street and stay left. Make a left at the first set of lights (St. John Street), stay right and merge onto Park Avenue. Hadlock Field will be directly in front of you.

From the North: From Interstate 295- take exit 6A (Forest Ave. South), turn right at the first set of lights (go through Deering Oaks Park) and take a right onto Park Avenue. Go approximately 1/3 mile. The stadium is just past the Expo building on your right.

## PARKING INFORMATION

**Parking:** The City of Portland has the following lots available for parking:

Fitzpatrick Stadium

Portland Expo/ Ice Arena

Maine Medical Center Parking Garage

Maine Medical Center Lot # 2 located at 995 Congress St.

*These lots are safe, lighted, and monitored throughout the game.*

## PARKING RESTRICTIONS FOR 2009

Parking is **NOT** available on the following streets:

Grant (from Deering to Weymouth )

Weymouth

Forest

Gilman

Valley

Washburn (Dead End Portion)

St. John (between Washburn and Granite)

*Parking on these streets is limited to one hour, unless you are a resident.*



# RED SOX FRONT OFFICE



Fenway Park  
4 Yawkey Way  
Boston, MA 02215  
617-267-9440  
[www.redsox.com](http://www.redsox.com)

## OFFICERS

John W. Henry .....Principal Owner  
Thomas C. Werner .....Chairman  
David Ginsberg .....Vice Chairman  
Phillip H. Morse .....Vice Chairman  
Larry Lucchino .....President/Chief Executive Officer  
George J. Mitchell .....Director

## BASEBALL OPERATIONS

Theo Epstein .....Executive Vice President/General Manager  
Ben Cherington .....Vice President/Player Personnel  
Craig Shipley .....Vice President/International Scouting  
Jed Hoyer .....Assistant General Manager  
Allard Baird .....Assistant to the General Manager  
David Howard .....Special Assistant to the General Manager  
Bill James .....Senior Baseball Operations Advisor  
Zack Scott .....Assistant Director of Baseball Operations  
Erin Cox .....Executive Assistant

## MINOR LEAGUE OPERATIONS

Mike Hazen .....Director of Player Development  
Raquel Ferreira .....Director of Minor League Operations  
Ethan Faggett .....Assistant Director, Player Development  
Jared Banner .....Player Development Assistant  
Jared Porter .....Coordinator of Professional Scouting  
Ben Crockett .....Advance Scouting Coordinator  
Dick Berardino .....Player Development Consultant  
Tony Cloninger .....Player Development Consultant  
Dwight Evans .....Player Development Consultant  
Tommy Harper .....Player Development Consultant  
Felix Maldonado .....Player Development Consultant  
Frank Malzone .....Player Development Consultant  
Carl Yastrzemski .....Player Development Consultant  
Eddie Romero .....Coordinator, Latin American Operations  
Todd Stephenson .....Manager, Florida Business Operations  
Mike Stelmach .....Minor League Equipment Manager

## MINOR LEAGUE ROVERS, INSTRUCTORS & CONSULTANTS

Al Nipper .....Minor League Pitching Evaluator  
Ralph Treuel .....Minor League Pitching Coordinator  
Victor Rodriguez .....Minor League Hitting Coordinator  
Bruce Crabbe .....Infield Coordinator  
Lou Frazier .....OF/Baserunning Coordinator  
Goose Gregson .....Latin Pitching Coordinator  
John Sanders .....Instructor  
Dr. Brian Busconi .....Assistant Medical Director/PD  
Jim Young .....Minor League Training Coordinator  
Jon Jochim .....Assistant Minor League Training Coordinator  
Duncan Webb .....Latin Education Coordinator  
Bob Tewksbury .....Sport Psychology Coordinator

**Consultants:** Dick Berardino, Tony Cloninger, Dwight Evans, Tommy Harper, Felix Maldonado, Frank Malzone, Carl Yastrzemski

## SCOUTING

Jason McLeod .....Director of Amateur Scouting  
Amiel Sawdaye .....Assistant Director of Amateur Scouting

## PUBLIC RELATIONS

Pam Ganley .....Director, Media Relations  
Henry Mahegan .....Coordinator of Baseball Information  
Abby DeCiccio .....Media Relations Assistant  
Jon Shestakofsky .....Media Relations Assistant  
Mike Ivins .....Manager of Photography

# **RED SOX FARM SYSTEM**

## **Pawtucket Red Sox**

*Class AAA-International League  
McCoy Stadium (10,000)*



PO Box 2365  
Pawtucket, RI 02861  
401-724-7300  
401-724-2140-fax  
[www.pawsox.com](http://www.pawsox.com)

Chairman: Ben Mondor  
President: Mike Tamburro  
Vice-President, GM: Lou Schwechheimer  
VP Public Relations: Bill Wanless

Field Manager: Ron Johnson  
Pitching Coach: Rich Sauveur  
Hitting Coach: Russ Morman  
Trainer: Greg Barajas

## **Salem Red Sox**

*Class A Advanced-Carolina League  
Lewis - Gale Medical Center Field (6,300)*



1004 Texas St.  
Salem, VA 24153  
540-389-3333  
540-389-9710-fax  
[www.salemredsox.com](http://www.salemredsox.com)

Vice President/general Manager: John Katz  
Media Relations: Dave Cawley

Field Manager: Chad Epperson  
Pitching Coach: Dick Such  
Hitting Coach: Carlos Febles  
Trainer: Paul Buchheit

## **Lowell Spinners**

*Class A Short Season-New York-Penn League  
LeLacheur Park (5,000)*



450 Aiken St  
Lowell, MA 01854  
978-459-2255  
978-459-1674-fax  
[www.lowellspinners.com](http://www.lowellspinners.com)

Owner: Drew Weber  
General Manager: Tim Bawmann  
Media Relations: Jon Boswell

Field Manager: Gary DiSarcina  
Pitching Coach: Kevin Walker  
Hitting Coach: Luis Lopez  
Trainer: David Herrera

## **Portland Sea Dogs**

*Class AA-Eastern League  
Hadlock Field (7,368)*



PO Box 636  
Portland, ME 04104  
207-874-9300  
207-780-0317-fax  
[www.seadogs.com](http://www.seadogs.com)

Chairman: Dan Burke  
President & GM: Charlie Eshbach  
Executive Vice-President: John Kameisha  
Media Relations: Chris Cameron

Field Manager: Arnie Beyeler  
Pitching Coach: Mike Cather  
Hitting Coach: Dave Joppie  
Trainer: Jon Jochim

## **Greenville Drive**

*Class A-South Atlantic League  
Fluor Field (5,000)*



15 North Main Street  
Greenville, SC 29601  
864-240-4500  
864-240-4501-fax  
[www.greenvilledrive.com](http://www.greenvilledrive.com)

Co-Owner/President: Craig Brown  
General Manager: Mike deMaine  
Media Relations: Eric Jarinko

Field Manager: Kevin Boles  
Pitching Coach: Bob Kipper  
Hitting Coach: Billy McMillon  
Trainer: Brandon Henry

## **Gulf Coast Red Sox**

*Rookie-Gulf Coast League  
City of Palms Park (7,632)*



2201 Edison Ave  
Fort Myers, FL  
239-334-4799  
239-334-6060-fax

Field Manager: Dave Tomlin  
Pitching Coach: Walter Miranda  
Hitting Coach: U.L. Washington  
Trainer: TBA

## ORGANIZATIONAL OVERVIEW

Class	Team	League	W	L	Pct.	Finish*	Manager
Major	Boston Red Sox	American	95	67	.586	3rd(14)	Terry Francona
Triple-A	Pawtucket Red Sox	International	85	58	.594	3rd (14)	Ron Johnson
Double-A	Portland Sea Dogs	Eastern	74	56	.529	4th(12)	Arnie Beyeler
High-A	Lancaster JetHawks	California	76	64	.543	2nd (10)	Chad Epperson
Low-A	Greenville Drive	South Atlantic	70	69	.504	8th (16)	Kevin Boles
SS-A	Lowell Spinners	New York-Penn	40	33	.548	5th (14)	Gary DiSaricina
Rookie	GCL Red Sox	Gulf Coast	28	27	.509	8th (16)	Dave Tomlin
<b>OVERALL 2008 MINOR LEAGUE RECORD</b>			373	347		9th	

\*Finish in overall standings (No. of teams in league)

**General Manager:** Theo Epstein

**Farm Director:** Mike Hazen

**Scouting Director:** Jason McLeod

## Baseball America's Top 30 Prospects

- |                          |                           |
|--------------------------|---------------------------|
| 1. Lars Anderson, 1b     | 16. Kris Johnson, lhp     |
| 2. Michael Bowden, rhp   | 17. Argenis Diaz, ss      |
| 3. Nick Hagadone, lhp    | 18. Will Middlebrooks, ss |
| 4. Daniel Bard, rhp      | 19. Pete Hissey, of       |
| 5. Josh Reddick, of      | 20. Brian Price, rhp      |
| 6. Casey Kelly, rhp/ss   | 21. Derrik Gibson, inf    |
| 7. Junichi Tazawa, rhp   | 22. Anthony Rizzo, 1b     |
| 8. Ryan Westmoreland, of | 23. Kyle Weiland, rhp     |
| 9. Michael Almanzar, 3b  | 24. Zach Daeges, of       |
| 10. Yamaico Navarro, inf | 25. Mitch Denning, of     |
| 11. Stolmy Pimentel, rhp | 26. Richie Lentz, rhp     |
| 12. Oscar Tejeda, ss/3b  | 27. Felix Doubront, lhp   |
| 13. Ryan Kalish, of      | 28. Stephen Fife, rhp     |
| 14. Che-Hsuan Lin, of    | 29. Brock Huntzinger, rhp |
| 15. Luis Exposito, c     | 30. Mark Wagner, c        |

## Top Prospects Of The Decade

- |      |                        |
|------|------------------------|
| 1996 | Donnie Sadler, ss      |
| 1997 | Nomar Garciaparra, ss  |
| 1998 | Brian Rose, rhp        |
| 1999 | Dernell Stenson, of    |
| 2000 | Steve Lomasney, c      |
| 2001 | Dernell Stenson, of    |
| 2002 | Seung Song, rhp        |
| 2003 | Hanley Ramirez, ss     |
| 2004 | Hanley Ramirez, ss     |
| 2005 | Hanley Ramirez, ss     |
| 2006 | Andy Marte, 3b         |
| 2007 | Daisuke Matsuzaka, rhp |
| 2008 | Clay Buchholz, rhp     |

## Baseball America's Best Tools (Red Sox)

- |                                   |                   |
|-----------------------------------|-------------------|
| Best Hitter for Average .....     | Lars Anderson     |
| Best Power Hitter .....           | Lars Anderson     |
| Best Strike-Zone Discipline ..... | Zach Daeges       |
| Fastest Baserunner .....          | Derrik Gibson     |
| Best Athlete .....                | Ryan Westmoreland |
| Best Fastball .....               | Daniel Bard       |
| Best Curveball .....              | Casey Kelly       |
| Best Slider .....                 | Nick Hagadone     |
| Best Changeup .....               | Stolmy Pimentel   |
| Best Control .....                | Michael Bowden    |
| Best Defensive Catcher .....      | Mark Wagner       |
| Best Defensive Outfielder .....   | Che-Hsuan Lin     |
| Best Defensive Infielder .....    | Argenis Diaz      |
| Best Infield Arm .....            | Will Middlebrooks |
| Best Outfield Arm .....           | Josh Reddick      |

# RED SOX FARM SYSTEM

## 2008 ORGANIZATIONAL LEADERS

### BATTING

\*Minimum 250 at-bats

AVG	Nava, Daniel, Lancaster .....	.341
R	Reddick, Josh, Greenville/Lanc./Portland.....	89
H	Thurston, Joe, Pawtucket.....	160
TB	Reddick, Josh, Greenville/Lanc./Portland.....	262
2B	Daeges, Zachary, Portland.....	34
3B	Reddick, Josh, Greenville/Lanc./Portland.....	12
HR	Van Every, Jonathan, Pawtucket.....	26
RBI	Reddick, Josh, Greenville/Lanc./Portland.....	91
BB	Anderson, Lars, Lancaster/Portland.....	75
SO	Van Every, Jonathan, Pawtucket.....	157
SB	Lin, Che-Hsuan, Greenville.....	33
*OBP	Nava, Daniel, Lancaster.....	.424
*SLG	Bailey, Jeff, Pawtucket.....	.562

### PITCHING

# Minimum 75 innings

W	Pauley/ Zink, Pawtucket.....	14
L	Richardson, Hansack, Beazley.....	10
ERA	Bowden, Michael, Portland/Pawtucket.....	2.62
G	Switzer, Jon, Pawtucket.....	52
GS	Zink, Charlie, Pawtucket.....	28
SV	Ventura, Felix, Greenville .....	19
IP	Zink, Charlie, Pawtucket.....	174
BB	Martinez, Edgar, Pawtucket.....	58
SO	Doubront, Felix, Greenville/Lancaster.....	138
AVG	Bowden, Michael, Portland/Pawtucket.....	.212

2008

Red Sox Major League  
Player of the Year:

**Jon Lester**

2008

Red Sox Minor League  
Player of the Year:

**Michael Bowden**

## 2008 Red Sox Minor League Award Winners

### PITCHER OF THE YEAR

RHP Daniel Bard (GRE & POR)

1-0, 0.64 ERA, 28.0 IP and 43 K in 15 G @ GRE

4-1, 1.99 ERA, 50.0 IP and 64 K in 31 G @ POR

### OFFENSIVE PLAYER OF THE YEAR

1B Lars Anderson (LAN & POR)

.317, 19 2B, 13 HR, 50 RBI, .408 OBP in 77 G @ LAN

.316, 13 2B, 5 HR, 30 RBI, .436 OBP in 41 G @ POR

### DEFENSIVE PLAYER OF THE YEAR

OF Che-Hsuan Lin (GRE)

8 errors in 88 G in CF @ GRE

### BASERUNNER OF THE YEAR

OF Wilfred Pichardo (GCL & LOW)

.297, 42 SB, 9 CS in 52 G @ GCL

.286, 1 SB, 1 CS in 3 G @ LOW

### LATIN PITCHER OF THE YEAR

RHP Manual Rivera (DSL)

4-3, 2.24 ERA, 52.1 IP and 58 K in 13 GS

### LATIN PLAYER OF THE YEAR

1B Eddie Lora (DSL & GCL)

.300, 6 2B, 5 HR, 26 RBI, .455 OBP in 35 G @ DSL

## Did You Know?

When the Red Sox retire a number, the Sea Dogs honor that distinction at Hadlock Field. The following numbers will not be seen on a Red Sox or a Portland Sea Dogs uniform.

- 1 - Bobby Doerr
- 4 - Joe Cronin
- 6 - Johnny Pesky
- 8 - Carl Yastrzemski
- 9 - Ted Williams
- 27 - Carlton Fisk

Major League Baseball also retired:

- 42 - Jackie Robinson

# RED SOX DRAFT

PK/RD NAME	POS.	SCHOOL	Hometown
1/1 Casey Kelly	RHP/SS	Sarasota High School	Sarasota, FL
2/Supp. Bryan Price	RHP	Rice University	Marble Falls, TX
3/2 Derrik Gibson	SS	Seaford High School	Seaford, DE
4/3 Stephen Fife	RHP	University of Utah	Boise, ID
5/3 Kyle Weiland	RHP	University of Notre Dame	Albuquerque, NM
6/4 Peter Hissey	OF	Unionville High School	West Chester, PA
7/5 Ryan Westmoreland	OF	Portsmouth High School	Portsmouth, RI
8/6 Ryan Lavarney	C	Yale University	Woodland Hills, CA
9/7 Timothy Federowicz	C	University of North Carolina-Chapel Hill	Apex, NC
10/8 Michael Lee	RHP	Oklahoma State University	Issaquah, WA
11/9 Christian Vazquez	C	Puerto Rico BB Academy High School	San Juan, PR
12/10 Peter Ruiz	RHP	Santa Barbara City College	Rough and Ready, CA
13/11 Bryan Peterson	OF	West Valley High School	Spokane, WA
14/12 Robert McClain	LHP	Cumberland University	Knoxville, TN
15/13 Tyler Wilson	RHP	Armuchee High School	Rome, GA
16/14 Tyler Yockey	OF	Acadiana High School	Duson, LA
17/15 John Lally	LHP	Santa Margarita High School	Rancho Santa Margarita, CA
18/16 Mitchell Herold	LHP	University of Central Florida	Merritt Island, FL
19/17 Jordan Cooper	RHP	Shawnee Heights High School	Berryton, KS
20/18 Brian Flynn	LHP	Owasso High School	Owasso, OK
21/19 Brian Humphries	OF	Granite Hills High School	El Cajon, CA
22/20 Alex Meyer	RHP	Greensburg High School	Greensburg, IN
23/21 Jonathan Hee	2B	University of Hawaii	Honolulu, HI
24/22 Anthony DeSclafani	RHP	Colts Neck High School	Freehold, NJ
25/23 Seth Garrison	RHP	Texas Christian University	Dallas, TX
26/24 Efrin Oropesa	3B	Etiwanda High School	Rancho Cucamonga, CA
27/25 Justin Parker	LHP	Jesuit High School	Rancito Murieta, CA
28/26 Navery Moore	RHP	Battle Ground Academy	Franklin, TN
29/27 Colby Cervenka	LHP	Ross S. Sterling High School	Baytown, TX
30/28 Matthew Marquis	OF	Immaculata High School	Annadale, NJ
31/29 Jacob Rogers	3B	Dunedin High School	Clearwater, FL
32/30 Alexander Hale	RHP	University of Richmond	Omaha, NE
33/31 Andrew Frezza	OF	Barry University	Taquesta, FL
34/32 Travis Shaw	1B	Washington Senior High School	Washington Court House, OH
35/33 Brandon Miller	C	Woodward Academy	Tyrone, GA
36/34 Zakeria Sinclair	RHP	West Allegheny High School	McDonald, PA
37/35 Carson Blair	SS	Liberty Christian School	Argyle, TX
38/36 Richard Wasielewski	LHP	Brunswick High School	St. Simons, GA
39/37 Thomas DeBenedetto	SS	Trinity College	Fort Myers, FL
40/38 John Hernandez	RHP	Barry University	Key West, FL
41/39 Yan Gomes	C	University of Tennessee	Miami, FL
42/40 Samuel Stafford	LHP	Klein Collins High School	Spring, TX
43/41 Dustin Mercadante	RHP	San Diego City College	Poway, CA
44/42 Caleb Brown	OF	Central Kitsap School	Bremerton, WA
45/43 John Killen	LHP	Blue Valley High School	Leawood, KS
46/44 Bennett Whitmore	LHP	Fresno City College	Clovis, CA
47/45 Jonathan Griffin	1B	Manatee Junior College	Bradenton, FL
48/46 Jeremy Heatley	RHP	North Lake Community College	Breckenridge, TX
49/47 Jeremy Kehr	RHP	University of Southern Indiana	Plainfield, IN
50/48 Kevin Hoef	3B	University of Iowa	Troy, IL
51/49 Zach Gentile	2B	Western Michigan University	Sturgis, MI
52/50 Kyle Stroup	RHP	Grant Community High School	Ingleside, IL

Players in **bold** have signed with Red Sox

Sup.- Supplemental pick between first and second rounds

# 2008 BOSTON RED SOX

## BOSTON RED SOX

95-67

BATTERS	AVG	G	AB	R	H	2B	3B	HR	RBI	SH	SF	HP	BB	SO	SB	CS	E
Bailey, Jeff	.280	27	50	10	14	1	1	2	6	0	0	0	9	17	0	0	0
Bay, Jason	.293	49	184	39	54	12	2	9	37	0	3	2	22	51	3	0	1
Carter, Chris	.333	9	18	5	6	0	0	0	3	0	0	0	2	5	0	0	0
Casey, Sean	.322	69	199	14	41	14	0	0	17	0	0	2	17	25	1	0	3
Cash, Kevin	.225	61	142	11	32	7	0	3	15	0	2	0	18	50	0	0	4
Cora, Alex	.270	75	152	14	41	8	2	0	9	1	1	9	16	13	1	1	6
Crisp, Coco	.283	118	361	55	102	18	3	7	41	8	4	1	35	59	20	7	2
Drew, J.D.	.280	109	368	79	103	23	4	19	64	0	5	4	79	80	4	1	4
Ellsbury, Jacoby	.280	145	554	98	155	22	7	9	47	4	3	7	41	80	50	11	0
Kotsay, Mark	.226	22	84	6	19	8	1	0	12	0	0	0	7	11	0	1	1
Kottaras, George	.200	3	5	1	1	1	0	0	0	0	0	0	0	2	0	0	0
Lowell, Mike	.274	113	419	58	115	27	0	17	73	0	6	5	38	61	2	2	10
Lowrie, Jed	.258	81	260	34	67	25	3	2	46	2	8	1	35	68	1	0	2
Lugo, Julio	.268	82	261	27	70	13	0	1	22	3	5	4	34	51	12	4	16
Moss, Brandon	.295	34	78	7	23	5	1	2	11	0	2	0	6	25	1	1	0
Ortiz, David	.264	109	416	74	110	30	1	23	89	1	3	1	70	74	1	0	0
Pedroia, Dustin	.326	157	653	118	213	54	2	17	83	7	9	7	50	52	20	1	6
Ramirez, Manny	.299	100	365	66	109	22	1	20	68	0	0	8	52	86	1	0	1
Ross, David	.125	8	8	1	1	0	0	0	0	1	0	0	0	3	0	0	0
Van Every, Jonathan	.235	11	17	0	4	0	1	0	5	0	0	0	1	6	0	0	0
Varitek, Jason	.220	131	423	37	93	20	0	13	43	0	2	6	52	122	0	1	4
Velazquez, Gil	.125	3	8	0	1	0	0	0	1	0	0	0	0	0	0	0	0
Youkilis, Kevin	.312	145	538	91	168	43	4	29	115	0	9	12	62	108	3	5	7
<b>Team Totals</b>	<b>.280</b>	<b>162</b>	<b>5596</b>	<b>845</b>	<b>1565</b>	<b>353</b>	<b>33</b>	<b>173</b>	<b>807</b>	<b>28</b>	<b>62</b>	<b>70</b>	<b>646</b>	<b>1068</b>	<b>120</b>	<b>35</b>	<b>85</b>

PITCHERS	W-L	ERA	G	GS	CG	SH	SV	IP	H	R	ER	HR	HB	BB	SO	WP	BK
Aardsma, David	4-2	5.55	47	0	0	0	0	48.2	49	32	30	4	5	35	49	3	0
Beckett, Josh	12-10	4.03	27	27	1	0	0	174.1	173	80	78	18	9	34	172	5	0
Bowden, Michael	1-0	3.60	1	1	0	0	0	5.0	7	2	2	0	0	1	3	0	0
Buchholz, Clay	2-9	6.75	16	15	1	0	0	76.0	93	63	57	11	2	41	72	2	1
Byrd, Paul	4-2	4.78	8	8	0	0	0	49.0	58	26	26	8	2	10	26	0	0
Colon, Bartolo	4-2	3.92	7	7	0	0	0	39.0	44	23	17	5	2	10	27	0	0
Delcarmen, Manny	1-2	3.27	73	0	0	0	2	74.1	55	28	27	5	3	28	72	0	0
Hansack, Devern	1-0	4.05	4	0	0	0	0	6.2	6	5	3	0	0	1	5	0	0
Hansen, Craig	1-3	5.58	32	0	0	0	2	30.2	29	23	19	2	1	23	25	3	0
Lester, Jon	16-6	3.21	33	33	2	2	0	210.1	202	78	75	14	10	66	152	3	1
Lopez, Javier	2-0	2.43	70	0	0	0	0	59.1	53	18	16	4	2	27	38	1	0
Masterson, Justin	6-5	3.16	36	9	0	0	0	88.1	68	31	31	10	8	40	68	1	0
Matsuzaka, Daisuke	18-3	2.90	29	29	0	0	0	167.2	128	58	54	12	7	94	154	5	0
Okajima, Hideki	3-2	2.61	64	0	0	0	1	62.0	49	18	18	6	1	23	60	2	0
Papelbon, Jonathan	5-4	2.34	67	0	0	0	41	69.1	58	24	18	4	0	8	77	2	0
Pauley, David	0-1	11.68	6	2	0	0	0	12.1	23	17	16	2	1	5	11	0	0
Smith, Chris	1-0	7.85	12	0	0	0	0	18.1	18	16	16	6	0	7	13	0	0
Tavarez, Julian	0-1	6.39	9	0	0	0	0	12.2	18	12	9	0	1	9	6	1	0
Timlin, Mike	4-4	5.66	47	0	0	0	1	49.1	60	32	31	9	1	20	32	1	0
Wakefield, Tim	10-11	4.13	30	30	1	0	0	181.0	154	89	83	25	13	60	117	12	0
Zink, Charlie	0-0	16.62	1	1	0	0	0	4.1	11	8	8	0	0	1	1	1	0
<b>Team Totals</b>	<b>95-67</b>	<b>4.01</b>	<b>162</b>	<b>162</b>	<b>5</b>	<b>16</b>	<b>47</b>	<b>1446.1</b>	<b>1369</b>	<b>694</b>	<b>645</b>	<b>147</b>	<b>68</b>	<b>548</b>	<b>1185</b>	<b>43</b>	<b>2</b>



# 2008 PAWTUCKET RED SOX

## PAWTUCKET RED SOX

85-58

BATTERS	AVG	G	AB	R	H	2B	3B	HR	RBI	SH	SF	HP	BB	SO	SB	CS	E
Bailey, Jeff	.301	109	418	88	126	22	3	25	75	0	2	12	62	90	5	2	4
Brown, Dusty	.290	84	297	39	86	14	2	12	55	0	7	6	40	81	0	0	8
Carter, Chris	.300	121	470	65	141	25	2	24	81	0	7	4	41	84	0	0	4
Casey, Sean	.500	2	6	3	3	1	0	0	0	0	0	0	1	1	0	0	0
Cora, Alex	.273	3	11	2	3	0	0	0	0	0	0	0	0	2	0	0	0
Corsaletti, Jeff	.232	44	151	23	35	11	2	2	13	0	1	2	18	35	1	1	1
Danielson, Sean	.246	83	252	30	62	8	3	1	21	4	0	1	23	75	19	3	2
Ginter, Keith	.250	123	444	49	111	21	0	7	54	1	6	14	55	91	5	1	10
Granadillo, Tony	.000	1	2	0	0	0	0	0	0	0	0	0	0	1	0	0	0
Kielty, Bobby	.228	28	92	9	21	4	1	3	18	0	2	1	17	26	0	0	1
Kottaras, George	.243	107	395	63	96	18	0	22	65	0	2	1	64	110	0	0	2
Lane, Jason	.208	13	53	10	11	4	0	2	9	0	1	0	8	14	0	0	0
Lowell, Mike	.231	3	13	0	3	0	0	0	3	0	1	0	0	1	0	0	1
Lowrie, Jed	.268	53	198	35	53	14	2	5	32	0	5	0	31	43	1	0	7
Madera, Sandy	.292	35	113	18	33	8	0	6	25	0	2	2	14	25	0	0	3
Moss, Brandon	.282	43	163	29	46	8	4	8	30	0	2	1	16	47	2	0	3
Natale, Jeff	.280	25	82	12	23	2	1	3	11	0	0	7	11	11	0	0	0
Ortiz, David	.333	3	9	4	3	0	0	3	5	0	0	0	3	2	0	0	0
Pritz, Bryan	.264	28	91	11	24	8	0	0	10	0	0	0	7	17	0	1	1
Ross, David	.250	6	28	4	7	1	0	1	3	0	0	0	1	7	0	0	0
Spann, Chad	.185	56	184	21	34	5	0	3	20	1	2	1	12	53	1	1	6
Thurston, Joe	.316	126	507	84	160	28	5	11	64	14	8	11	35	75	19	11	9
Van Every, Jonathan	.263	119	380	84	100	15	3	26	70	3	1	4	54	157	6	1	0
Velazquez, Gil	.260	101	350	54	91	17	4	10	46	5	4	5	22	73	3	3	11
Wilson, Josh	.223	27	112	16	25	6	0	2	10	8	3	14	29	71	13	5	17
<b>Totals</b>	<b>.269</b>	<b>143</b>	<b>4821</b>	<b>753</b>	<b>1297</b>	<b>246</b>	<b>32</b>	<b>176</b>	<b>720</b>	<b>28</b>	<b>53</b>	<b>77</b>	<b>540</b>	<b>1144</b>	<b>64</b>	<b>24</b>	<b>88</b>

PITCHERS	W-L	ERA	G	GS	CG	SH	SV	IP	H	R	ER	HR	HB	BB	SO	WP	BK
Aardsma, David	0-0	0.00	2	0	0	0	0	2.0	0	0	0	0	0	2	2	0	0
Alvarez, Abe	2-1	6.46	13	1	0	0	0	15.1	16	13	11	2	0	11	8	0	1
Asencio, Miguel	0-0	3.38	8	0	0	0	1	16.0	10	8	6	1	2	4	10	2	0
Bowden, Michael	0-3	3.38	7	6	0	0	0	40.0	40	16	15	5	0	5	29	0	0
Buchholz, Clay	4-2	2.47	9	9	0	0	0	43.2	36	13	12	3	2	17	43	3	0
Colon, Bartolo	3-1	2.27	9	9	0	0	0	31.2	23	9	8	2	0	6	21	0	1
Corey, Bryan	0-0	0.00	5	0	0	0	1	5.0	4	0	0	0	0	1	5	1	0
Gronkiewicz, Lee	0-0	0.79	11	0	0	0	5	11.1	6	1	1	1	0	2	11	0	0
Hansack, Devern	6-10	4.08	25	25	2	0	0	139.0	123	68	63	16	3	41	128	4	1
Hansen, Craig	1-0	1.62	11	0	0	0	0	16.2	6	4	3	0	3	5	17	0	1
Holdzkorn, Lincoln	6-5	5.33	36	0	0	0	0	50.2	57	33	30	1	3	33	29	11	1
Hull, Eric	2-3	4.12	40	1	0	0	0	54.2	66	26	25	2	2	21	64	3	0
Jones, Hunter	7-2	3.02	35	0	0	0	8	50.2	55	19	17	3	0	14	50	1	0
Kolb, Dan	0-0	2.92	9	0	0	0	0	12.1	18	7	4	1	1	4	5	0	1
Martinez, Edgar	8-3	3.89	33	16	0	0	2	113.1	95	53	49	15	3	58	87	4	0
Masterson, Justin	1-0	2.89	4	1	0	0	0	9.1	6	4	3	1	1	1	8	1	0
Matsuzaka, Daisuke	1-0	3.60	1	1	0	0	0	5.0	4	2	2	0	0	1	5	1	0
McBeth, Marcus	1-0	2.57	4	0	0	0	0	7.0	3	2	2	1	0	1	11	0	0
Pauley, David	14-4	3.55	25	25	0	0	0	147.0	147	68	58	10	10	41	103	3	0
Smith, Chris	1-5	3.19	37	4	0	0	15	59.1	54	23	21	6	2	11	52	2	0
Snyder, Kyle	1-4	5.26	14	7	0	0	1	37.2	34	23	22	5	6	12	30	3	1
Switzer, Jon	5-1	4.40	52	1	0	0	3	75.2	85	40	37	12	13	19	65	1	0
Tejera, Michael	3-6	5.10	34	8	0	0	2	77.2	76	45	44	12	5	33	47	5	0
Timlin, Mike	0-0	0.00	5	1	0	0	0	5.0	2	0	0	0	0	0	4	0	0
Vaquedano, Jose	4-1	4.95	30	0	0	0	1	40.0	49	22	22	4	4	26	24	5	0
Vaughan, Beau	1-1	3.18	7	0	0	0	0	11.1	14	6	4	2	0	6	14	0	0
Zink, Charlie	14-6	2.84	28	28	2	1	0	174.1	144	73	55	13	11	49	106	7	0
<b>Totals</b>	<b>85-58</b>	<b>3.69</b>	<b>143</b>	<b>143</b>	<b>4</b>	<b>5</b>	<b>40</b>	<b>1251.2</b>	<b>1173</b>	<b>578</b>	<b>513</b>	<b>118</b>	<b>71</b>	<b>424</b>	<b>978</b>	<b>57</b>	<b>7</b>

# 2008 PORTLAND SEA DOGS

## PORTLAND SEA DOGS

74-66

BATTERS	AVG	G	AB	R	H	2B	3B	HR	RBI	SH	SF	HP	BB	SO	SB	CS	E
Anderson, Lars	.316	41	133	27	42	13	0	5	30	0	1	0	29	43	1	0	3
Apodaca, Juan	.278	6	18	3	5	0	0	0	1	0	1	4	17	29	0	0	2
Bates, Aaron	.276	124	457	61	126	29	2	11	68	0	5	18	50	114	0	0	10
Bell, Bubba	.285	79	312	50	89	15	3	13	49	0	3	1	39	61	3	1	4
Corsaletti, Jeffrey	.312	78	295	60	92	20	4	12	50	0	4	3	53	58	7	1	3
Daeges, Zach	.307	108	394	63	121	34	3	6	63	0	7	3	72	72	3	2	4
Danielson, Sean	.309	22	94	15	29	5	1	0	2	1	0	0	10	19	6	1	0
Diaz, Argenis	.288	39	139	20	40	8	2	2	23	1	2	1	10	30	0	1	6
Granadillo, Tony	.232	98	349	51	81	20	1	5	43	0	3	5	55	75	1	1	8
Hall, Mickey	.232	82	263	48	61	16	2	13	35	0	2	4	37	101	4	1	2
Jimenez, Jorge	.270	55	211	23	57	12	2	3	22	0	1	3	8	29	1	1	12
Johnson, Jay	.256	12	43	8	11	2	0	0	10	0	3	0	7	3	0	1	0
Khoury, Ryan	.284	85	299	45	85	20	2	4	40	0	2	5	44	66	4	3	14
Madera, Sandy	.291	44	172	22	50	9	1	7	29	0	2	3	12	19	1	0	1
Natale, Jeff	.241	9	29	4	7	2	0	1	4	0	1	2	6	1	2	1	0
Negron, Kristopher	.143	4	7	0	1	1	0	0	0	1	0	0	1	2	0	0	1
Ortiz, David	.250	3	8	2	2	0	0	0	1	0	0	0	2	0	0	0	0
Otness, John	.263	69	251	35	66	14	1	2	33	0	6	10	26	32	0	3	7
Pinckney, Andrew	.271	57	221	27	60	12	1	5	37	1	2	1	9	48	1	1	11
Pritz, Bryan	.240	27	96	14	23	6	0	1	6	0	0	0	12	14	2	0	0
Reddick, Josh	.214	34	117	22	25	4	2	6	25	1	1	1	12	25	3	1	3
Stanley, Jered	.130	8	23	3	3	0	0	1	3	0	0	0	3	11	0	0	0
Suarez, Iggy	.242	124	442	57	107	23	0	5	50	2	2	1	41	88	15	5	19
Wagner, Mark	.219	94	342	44	75	19	0	10	48	1	6	6	38	78	0	0	2
Totals	.267	140	4715	704	1258	284	27	112	672	8	54	68	577	994	54	24	126

PITCHERS	W-L	ERA	G	GS	CG	SH	SV	IP	H	R	ER	HR	HB	BB	SO	WP	BK
Asencio, Miguel	2-4	5.50	33	0	0	0	0	55.2	58	35	34	2	5	30	38	14	0
Bard, Daniel	4-1	1.99	31	0	0	0	7	49.2	30	14	11	3	3	26	64	8	0
Bowden, Michael	9-4	2.33	19	19	0	0	0	104.1	72	31	27	5	0	24	101	3	0
Buchholz, Clay	1-0	1.80	2	2	0	0	0	15.0	7	4	3	0	0	1	18	0	0
Fernandes, Kyle	1-0	0.00	1	0	0	0	0	2.0	0	0	0	0	0	1	2	0	0
Gassner, Dave	8-5	5.82	16	15	0	0	0	82	108	61	53	11	0	15	32	1	1
Goodson, Matthew	4-4	5.46	14	14	0	0	0	59.1	67	39	36	9	3	31	41	3	0
Haigwood, Daniel	2-3	3.36	38	3	0	0	1	67.0	55	29	25	6	4	42	70	1	0
Hottovy, Tommy	1-0	5.00	2	2	0	0	0	9.0	9	7	5	2	1	2	4	0	0
Jackson, Kyle	5-3	6.47	28	11	0	0	0	80.2	87	60	58	9	2	44	55	6	0
James, Michael	5-4	3.77	46	0	0	0	2	76.1	66	36	32	6	7	29	66	3	0
Johnson, Jay	1-0	0.00	1	0	0	0	0	2.0	2	0	0	0	0	1	3	0	0
Johnson, Kris	8-9	3.63	27	27	0	0	0	136.1	147	70	55	5	4	56	108	6	2
Jones, Hunter	0-1	1.19	13	0	0	0	4	22.2	21	3	3	0	1	4	26	3	0
Large, T.J.	0-2	5.88	22	0	0	0	1	33.2	37	22	22	3	1	23	37	4	0
Lawson, Ryne	1-1	4.06	6	6	0	0	0	31.0	28	18	14	1	5	17	17	1	0
Lentz, Richie	1-2	3.75	16	0	0	0	1	24.0	22	12	10	2	4	13	35	7	0
Masterson, Justin	1-3	4.23	8	8	0	0	0	38.1	37	22	18	0	3	16	37	2	0
Mills, Adam	0-5	4.00	11	11	0	0	0	63.0	67	30	28	2	1	8	38	1	1
Rhoades, Chad	5-3	5.14	41	0	0	0	2	61.1	71	38	35	6	3	28	65	6	2
Richardson, Dustin	7-10	6.33	22	22	0	0	0	106.2	108	76	75	17	5	51	114	0	0
Vaquedano, Jose	4-0	0.41	13	0	0	0	0	22.0	12	2	1	1	1	4	17	2	0
Vasquez, Carlos	2-1	8.39	19	0	0	0	1	24.2	40	24	23	1	1	23	18	4	0
Vaughan, Beau	2-1	2.12	39	0	0	0	16	46.2	34	15	11	1	2	18	55	0	0
Totals	74-66	4.29	140	140	0	7	35	1213.1	1185	648	579	92	56	507	1061	75	6

# 2008 LANCASTER JETHAWKS

## LANCASTER JETHAWKS

76-64

BATTERS	AVG	G	AB	R	H	2B	3B	HR	RBI	SH	SF	HP	BB	SO	SB	CS	E
Anderson, Lars	.317	77	306	58	97	19	1	13	50	0	3	3	46	64	0	0	6
Blackmon, Dennis	.286	29	98	14	28	4	0	3	17	0	3	0	14	27	0	0	0
Chiang, Chih-Hsien	.303	83	320	47	97	19	2	9	59	0	5	1	18	52	2	1	17
Diaz, Argenis	.281	71	256	31	72	9	6	0	29	0	5	1	20	60	3	2	17
Engel, Reid	.248	77	306	41	76	10	2	10	40	2	2	4	18	78	2	1	6
Exposito, Luis	.301	55	226	31	68	13	2	10	37	0	2	2	9	47	0	1	4
Farkes, Zak	.251	88	319	47	80	20	2	10	48	0	5	7	28	72	4	1	23
Hall, Mickey	.216	12	37	8	8	1	0	1	2	0	1	0	8	10	3	0	1
Jimenez, Jorge	.352	70	267	47	94	20	1	4	42	0	3	8	26	31	1	0	14
Jones, Michael	.275	44	178	23	49	10	1	6	28	0	0	3	15	33	0	0	4
Kalish, Ryan	.233	18	73	6	17	6	0	2	14	0	1	0	8	23	1	0	1
Keowen, Kade	.063	4	16	1	1	0	0	0	0	0	0	0	9	0	0	0	0
Kiely, Bobby	.250	3	8	1	2	2	0	0	3	0	0	1	4	5	0	0	0
Lara, Christian	.375	2	8	4	3	1	0	1	2	0	0	0	3	2	0	0	1
Nava, Daniel	.341	85	323	54	110	27	1	10	59	2	4	7	43	70	4	3	5
Navarro, Yamaico	.348	42	181	33	63	13	2	4	23	0	1	2	12	30	3	2	9
Negron, Kristopher	.328	33	116	23	38	8	3	7	19	1	3	6	5	25	6	1	6
Place, Jason	.246	114	44	88	119	25	4	19	65	0	1	9	44	147	5	5	10
Reddick, Josh	.343	76	312	60	107	11	8	17	57	0	2	0	17	49	9	1	4
Reza, Aaron	.258	101	349	51	90	15	4	6	36	0	2	10	39	70	3	0	8
Segovia, Luis	.259	50	147	18	38	7	2	0	12	0	1	2	4	43	4	3	9
Sheely, Matt	.218	65	206	28	45	4	5	0	12	0	1	3	19	49	8	0	7
Still, Jon	.265	122	456	82	121	30	3	22	83	0	7	9	65	111	0	0	11
<b>Totals</b>	<b>.285</b>	<b>140</b>	<b>4992</b>	<b>796</b>	<b>1423</b>	<b>274</b>	<b>49</b>	<b>154</b>	<b>737</b>	<b>5</b>	<b>52</b>	<b>78</b>	<b>465</b>	<b>110758</b>	<b>21</b>	<b>177</b>	

PITCHERS	W-L	ERA	G	GS	CG	SH	SV	IP	H	R	ER	HR	HB	BB	SO	WP	BK
Bajoczky, Tony	5-4	4.73	21	19	0	0	0	110.1	147	64	58	12	9	13	67	5	0
Beazley, Travis	7-10	4.68	27	27	0	0	0	140.1	164	92	73	9	3	31	121	4	0
Blackley, Jason	8-4	3.65	35	0	0	0	7	61.2	57	29	25	6	2	17	56	7	0
Cox, Bryson	2-2	5.80	27	0	0	0	1	45.0	57	34	29	8	2	10	34	4	0
Doubront, Felix	1-1	3.86	3	3	0	0	0	14.0	15	6	6	1	0	4	20	0	0
Fernandes, Kyle	0-1	1.99	9	0	0	0	1	22.2	18	5	5	1	3	3	25	0	0
Garcia, Felipe	1-0	4.60	12	0	0	0	0	15.2	21	9	8	1	1	5	15	0	0
James, Jimmy	2-1	5.85	4	4	0	0	0	20.0	26	14	13	2	1	5	16	2	0
Jones, Christopher	7-9	6.09	26	26	0	0	0	127.0	168	92	86	17	3	24	108	6	0
Large, T.J.	2-1	3.16	27	0	0	0	9	37.0	38	15	13	3	2	14	38	2	0
Lentz, Richie	4-3	2.87	28	0	0	0	1	53.1	32	20	17	3	5	30	77	5	0
Loneran, Scott	0-0	5.84	6	0	0	0	0	12.1	11	10	8	1	2	7	4	2	0
Loop, Derrick	6-0	3.04	17	5	0	0	1	53.1	58	22	18	2	2	21	43	3	0
Maxwell, Blake	5-9	3.32	37	15	0	0	1	133.0	138	62	49	7	9	19	67	7	0
McAllister, Cody	4-2	3.31	31	0	0	0	5	54.1	40	30	20	5	2	16	52	1	0
Mills, Adam	7-4	4.43	15	15	0	0	0	81.1	95	42	40	5	3	15	43	4	0
Moldrem, Craig	1-1	4.26	14	0	0	0	0	25.2	31	19	12	2	0	6	27	1	0
Nava, Daniel	0-0	40.50	1	0	0	0	0	0.2	2	3	3	1	0	3	0	0	0
Papelbon, Josh	4-3	4.46	39	0	0	0	1	70.2	66	44	35	6	8	27	59	3	0
Province, Chris	5-3	6.26	16	16	0	0	0	77.2	111	68	54	8	3	25	40	8	0
Russ, James	0-4	7.82	8	6	0	0	0	25.1	38	23	22	4	0	16	14	0	0
Segovia, Luis	0-0	63.00	1	0	0	0	0	1.0	5	7	7	1	0	2	0	0	1
Steinocher, Brian	3-2	4.25	16	4	0	0	2	42.1	37	22	20	4	1	15	20	3	0
Vasquez, Carlos	2-0	3.12	8	0	0	0	0	17.1	16	8	6	0	0	3	18	5	0
<b>Totals</b>	<b>76-64</b>	<b>4.54</b>	<b>140</b>	<b>140</b>	<b>0</b>	<b>6</b>	<b>29</b>	<b>1241.2</b>	<b>1391</b>	<b>740</b>	<b>627</b>	<b>109</b>	<b>61</b>	<b>331</b>	<b>964</b>	<b>72</b>	<b>1</b>

# 2008 GREENVILLE DRIVE

## GREENVILLE DRIVE

70-69

BATTERS	AVG	G	AB	R	H	2B	3B	HR	RBI	SH	SF	HP	BB	SO	SB	CS	E
Almanzar, Michael	.207	35	140	12	29	5	2	2	11	0	1	1	71	5	0	1	11
Apodaca, Juan	.217	16	46	5	10	1	0	0	4	0	0	2	7	11	0	0	1
Arambarris, Manual	.209	91	330	32	69	12	1	8	40	0	0	6	12	49	2	0	13
Cabreja, Rafael	.160	15	50	10	8	2	0	1	6	1	0	1	16	13	1	1	1
Cooney, Matthew	.146	12	41	3	6	1	0	0	0	0	0	1	3	17	0	0	3
Di Benedetto, Thomas	.256	14	43	7	11	1	0	0	4	0	0	1	6	11	0	0	4
Exposito, Luis	.283	49	191	34	54	8	1	11	31	0	0	1	12	42	1	1	2
Fernandez-Olivia, Carlos	.280	40	164	16	46	10	0	0	15	0	1	1	9	35	0	3	2
Gilardo, Peter	.138	10	29	2	4	1	0	0	3	0	1	2	6	10	0	0	1
Jones, Michael	.317	86	331	49	105	22	1	7	52	0	4	1	35	68	2	0	13
Kalish, Ryan	.281	96	360	51	101	16	1	3	32	0	3	4	53	76	18	4	3
Lin, Che Hsuan	.249	91	362	60	90	13	6	5	37	0	1	9	43	62	33	7	8
Mailman, David	.249	115	426	55	106	22	3	8	51	0	1	1	50	94	15	7	7
Marks, David	.227	81	273	42	62	18	2	10	35	0	1	1	42	102	2	3	7
Navarro, Yamaico	.280	83	325	46	91	14	4	7	54	0	4	3	29	73	3	2	12
Negron, Kristopher	.244	92	311	50	76	15	5	1	27	6	4	10	31	48	25	5	9
Penprase, Zachary	.235	26	98	9	23	4	1	0	8	1	0	0	10	30	2	1	5
Reddick, Josh	.340	14	53	7	18	4	2	0	9	0	0	0	5	8	2	1	1
Reza, Aaron	.353	16	51	12	18	7	0	3	11	0	0	4	4	9	0	0	1
Rizzo, Anthony	.373	21	83	9	31	6	0	0	11	0	0	1	3	15	0	0	2
Sanchez, Maykol	.000	1	1	0	0	0	0	0	0	0	0	0	0	0	0	0	0
Stanley, Jered	.270	77	285	39	77	16	2	17	54	0	1	9	28	97	3	0	4
Tejeda, Oscar	.261	97	372	44	97	18	1	4	38	0	2	2	20	76	11	5	25
Vazquez, William	.226	59	186	20	42	14	0	1	15	0	1	1	17	48	0	1	2
Weeden, Tyler	.225	53	187	26	42	13	0	8	32	0	0	4	22	63	1	0	5
<b>Totals</b>	<b>.257</b>	<b>139</b>	<b>4738</b>	<b>640</b>	<b>1216</b>	<b>243</b>	<b>32</b>	<b>96</b>	<b>580</b>	<b>8</b>	<b>25</b>	<b>68</b>	<b>468</b>	<b>1096</b>	<b>121</b>	<b>42</b>	<b>161</b>

PITCHERS	W-L	ERA	G	GS	CG	SH	SV	IP	H	R	ER	HR	HB	BB	SO	WP	BK
Alvarez, Jose	8-9	5.70	24	19	0	0	0	107.1	118	74	68	15	3	37	86	4	1
Bailey, Austin	0-0	3.86	1	1	0	0	0	4.2	4	2	2	2	0	1	3	0	0
Bard, Daniel	1-0	0.64	15	0	0	0	0	28.0	12	2	2	1	3	4	43	0	0
Buller, Daniel	0-0	54.00	1	0	0	0	0	1.0	6	6	6	1	1	0	2	1	0
Capellan, Jose	3-6	4.65	15	15	0	0	0	69.2	96	44	36	7	1	15	54	2	0
Colvin, Ryan	1-2	7.86	8	3	0	0	1	22.0	27	19	18	2	1	9	22	1	0
Cooney, Matthew	0-0	9.00	1	0	0	0	0	1.0	1	1	1	1	0	2	0	0	0
Cox, Bryson	1-0	1.50	14	0	0	0	4	24.0	21	6	4	0	0	3	23	2	0
Craft, Jordan	0-5	7.29	17	0	0	0	1	33.1	38	28	27	3	4	16	24	5	0
Doubront, Felix	12-8	3.67	23	23	0	0	0	115.1	115	53	47	9	4	24	118	5	0
Fernandes, Kyle	3-1	4.47	24	0	0	0	1	58.1	62	30	29	2	9	19	54	2	0
Foster, Kyle	3-1	5.12	18	0	0	0	0	31.2	44	22	18	1	0	11	20	5	0
Garcia, Javier	3-1	5.06	25	0	0	0	2	42.2	53	26	24	5	2	13	45	1	0
Guerra, Joseph	0-2	6.57	8	0	0	0	1	12.1	11	9	9	1	1	6	10	2	0
Hagadone, Nick	1-1	0.00	3	3	0	0	0	10.0	5	3	0	0	0	6	12	2	0
Huntzinger, Brock	2-3	7.09	6	6	0	0	0	26.2	34	23	21	12	0	6	11	0	0
Kehrt, Jeremy	0-0	9.00	1	0	0	0	0	2.0	4	2	2	0	0	3	3	0	0
Latimer, William	0-0	0.00	1	0	0	0	0	2.0	2	0	0	0	0	0	0	0	0
Lawson, Ryne	4-3	3.40	30	5	0	0	4	79.1	63	38	30	1	8	34	56	3	0
Matsuo, Terumasa	7-5	4.12	27	27	0	0	0	137.2	130	74	63	16	3	51	135	9	0
McClain, Robert	1-0	2.57	12	0	0	0	3	28.0	26	11	8	0	0	7	19	3	0
Miller, Ryne	2-3	5.68	29	0	0	0	4	50.2	63	39	32	7	0	23	44	4	0
Portice, Eammon	4-4	3.64	18	11	0	0	0	71.2	62	43	29	8	2	26	80	9	2
Povich, Chad	8-7	3.92	34	15	0	0	2	126.1	115	63	55	11	6	34	110	10	0
Rozier, Michael	0-1	7.58	11	0	0	0	0	19.0	20	20	16	1	3	19	21	4	0
Vazquez, William	0-0	0.00	1	0	0	0	0	1.0	0	0	0	0	0	0	0	0	0
Ventura, Felix	2-4	2.91	49	0	0	0	19	65.0	47	27	21	2	3	32	58	4	1
<b>Totals</b>	<b>70-69</b>	<b>4.30</b>	<b>139</b>	<b>139</b>	<b>0</b>	<b>7</b>	<b>42</b>	<b>1227.1</b>	<b>1233</b>	<b>687</b>	<b>586</b>	<b>110</b>	<b>54</b>	<b>409</b>	<b>108</b>	<b>782</b>	<b>4</b>

# 2008 LOWELL SPINNERS

## LOWELL SPINNERS

40-33

BATTERS	AVG	G	AB	R	H	2B	3B	HR	RBI	SH	SF	HP	BB	SO	SB	CS	E
Bermudez, Ronald	.201	57	214	24	43	9	3	3	17	0	2	2	11	47	4	2	1
Blocker, Darren	.205	24	78	9	16	2	2	0	9	1	0	0	6	24	1	3	4
Brooks, Deshaun	.248	34	117	9	29	5	0	2	15	0	0	0	7	37	0	0	2
Burgos, Ricardo	.198	41	121	24	24	8	1	4	22	0	4	0	29	47	3	2	2
Cabrera, Rafeal	.255	27	94	13	24	5	3	2	10	0	0	2	16	19	3	3	0
Cooney, Matthew	.071	13	28	0	2	0	0	0	4	0	2	1	3	11	0	0	2
Dening, Mitch	.321	62	240	35	77	13	7	3	20	1	0	3	18	50	9	7	3
Dent, Ryan	.154	58	201	33	31	7	2	6	21	2	3	3	29	87	17	4	13
Federowicz, Tim	.244	36	127	14	31	6	0	1	15	0	2	0	19	24	10	3	2
Fernandez-Olivia, Carlos	.234	23	94	8	22	5	0	1	8	0	0	0	5	26	2	2	3
Gentile, Zach	.222	40	135	13	30	3	1	0	13	1	0	1	8	17	2	4	5
Gibson, Derrik	.086	14	35	4	3	0	0	0	3	0	1	1	6	11	11	2	3
Gil, Rafael	.140	25	86	7	12	2	0	1	7	0	0	0	4	25	1	0	1
Hee, Jonathan	.196	47	143	19	28	6	0	0	9	1	0	4	29	26	4	3	6
Hissey, Peter	.265	9	34	3	9	0	0	0	2	0	0	0	5	11	6	0	2
Kelly, Casey	.344	9	32	5	11	5	1	0	4	0	0	0	0	8	0	1	2
Keowen, Kade	.241	38	137	15	33	7	2	0	13	0	0	0	9	43	2	3	1
Khoury, Ryan	.313	5	16	2	5	1	0	0	2	0	1	1	5	8	1	1	1
Kiely, Bobby	.375	2	8	2	3	0	1	0	3	0	1	0	0	2	0	0	0
Lavarnway, Ryan	.211	22	71	10	15	5	0	2	9	0	0	3	8	18	0	0	0
Middlebrooks, Willie	.254	59	209	21	53	17	2	1	21	1	2	2	12	73	10	0	9
Natale, Jeff	.333	11	39	11	13	6	0	1	6	0	1	0	9	3	2	0	1
Pichardo, Wilfred	.268	3	7	0	2	0	0	0	0	0	0	0	0	0	1	1	0
Sumoza, Luis	.301	51	193	31	58	15	0	11	38	0	2	0	21	59	9	6	4
<b>Totals</b>	<b>.233</b>	<b>73</b>	<b>2459</b>	<b>312</b>	<b>574</b>	<b>127</b>	<b>25</b>	<b>38</b>	<b>271</b>	<b>7</b>	<b>21</b>	<b>23</b>	<b>259</b>	<b>676</b>	<b>89</b>	<b>45</b>	<b>76</b>

PITCHERS	W-L	ERA	G	GS	CG	SH	SV	IP	H	R	ER	HR	HB	BB	SO	WP	BK
Britton, Drake	1-2	4.28	8	7	0	0	0	33.2	30	18	16	3	0	16	26	1	0
Buller, Daniel	0-2	4.74	13	0	0	0	1	24.2	25	13	13	1	3	13	21	2	0
Castillo, Yeiper	3-6	4.19	15	11	0	0	0	58.0	46	32	27	6	9	29	62	4	0
Cooney, Matthew	0-1	27.00	1	0	0	0	0	0.1	2	1	1	0	0	2	0	0	0
Fife, Stephen	1-1	2.33	14	0	0	0	2	38.2	28	14	10	1	4	11	41	7	0
Garrison, Seth	2-1	1.45	22	0	0	0	9	31.0	20	6	5	1	0	4	26	1	0
Goodson, Matthew	0-0	33.75	1	1	0	0	0	1.1	5	5	5	1	0	1	1	0	0
Guerra, Joseph	0-1	6.75	1	0	0	0	0	2.2	3	2	2	1	0	3	2	0	0
Hale, Alex	0-2	2.35	8	0	0	0	0	7.2	7	3	2	1	0	5	7	0	0
Herold, Mitchell	3-1	2.57	17	0	0	0	1	28.0	20	9	8	2	1	14	26	4	0
Huntzinger, Brock	5-0	0.64	8	8	1	1	0	42.0	25	3	3	1	0	7	32	1	0
Kehrt, Jeremy	0-0	9.00	1	0	0	0	0	2.0	4	2	2	1	0	0	1	0	0
Lee, Michael	0-0	12.00	4	0	0	0	0	6.0	7	8	8	1	0	3	11	0	0
Lin, Wang-Yi	0-0	13.50	1	1	0	0	0	2.2	4	4	4	0	0	2	1	2	0
Lonergan, Scott	0-0	31.50	2	0	0	0	0	2.0	6	7	7	1	0	2	1	1	0
McClain, Robert	3-0	3.80	10	1	0	0	1	21.1	15	10	9	2	0	7	20	2	0
Neuman, Dennis	2-0	7.20	8	0	0	0	0	15.0	20	12	12	2	1	3	12	2	0
Pimentel, Stolmy	5-2	3.14	13	11	0	0	0	63.0	51	25	22	7	2	17	61	2	0
Price, Bryan	1-3	3.83	12	9	0	0	0	40.0	47	22	17	2	2	10	43	6	0
Rhoades, Chad	0-0	1.50	4	1	0	0	0	6.0	5	1	1	0	0	2	11	0	1
Richardson, Dustin	0-1	9.00	2	2	0	0	0	5.0	8	5	5	2	1	2	4	2	0
Rodriguez, Jorge	1-0	2.91	11	0	0	0	1	21.2	21	8	7	1	2	12	22	1	0
Romero, Robert	1-0	1.50	5	0	0	0	2	6.0	3	1	1	0	0	2	7	1	0
Rosario, Charlie	2-2	3.63	17	0	0	0	2	44.2	48	21	18	4	2	12	33	1	2
Snyder, Kyle	0-0	0.00	1	1	0	0	0	2.1	1	2	0	0	0	0	1	0	0
Strickland, Hunter	5-3	3.18	15	10	0	0	0	70.2	67	32	25	5	1	17	59	2	0
Tomoleoni, Michael	1-1	8.03	9	0	0	0	1	12.1	11	11	11	0	2	20	7	5	0
Weiland, Kyle	3-3	1.50	15	10	0	0	0	60.0	36	17	10	1	8	10	68	1	1
Zerpa, Armando	1-1	3.51	5	0	0	0	0	7.2	9	5	5	0	1	3	9	4	0
<b>Totals</b>	<b>40-33</b>	<b>3.51</b>	<b>73</b>	<b>73</b>	<b>1</b>	<b>2</b>	<b>20</b>	<b>656.1</b>	<b>574</b>	<b>299</b>	<b>256</b>	<b>47</b>	<b>39</b>	<b>229</b>	<b>615</b>	<b>52</b>	<b>4</b>



## ARNIE BEYELER

The 2009 season will be Beyeler's ninth season as a minor league manager and third with the Portland Sea Dogs. Beyeler, 44, joins Carlos Tosca as the only managers in the Sea Dogs 16-year history to manage the team for three seasons. In 2008, Beyeler led the team to a 74-66 record and the team's fourth consecutive playoff appearance. In two seasons as the Sea Dogs' Skipper, Beyeler has recorded a 145-138 record. Beyeler recorded his 500th managerial win on August 21, 2008 against the Altoona Curve. He is the ninth manager in franchise history.

Prior to joining the Sea Dogs in 2007, Beyeler served as the hitting coach in 2006 for the San Diego Padres Double-A affiliate the Mobile BayBears. In the fall of 2006 he served as a coach under former Sea Dogs manager Todd Claus with the West Oahu CaneFires in the Hawaiian Winter Baseball League. He previously spent three years managing in the Texas Rangers organization, where he led the Stockton Ports to the California League playoffs in 2003 and 2004.

The 2009 season will mark Beyeler's sixth season in the Red Sox organization. Previously Beyeler managed the New York-Penn League Lowell Spinners, in 2000 and 2001 and skippered the South Atlantic League Augusta Green Jackets in 2002. While in the Red Sox organization he managed current Red Sox players Manny Delcarmen, Jacoby Ellsbury, Justin Masterson, and Kevin Youkilis. Prior to his time with the Red Sox, Beyeler spent three years coaching in the Yankees organization including two seasons with the Eastern League Norwich Navigators (1998, 1999). From 1992-1996, he served as an area scout for the Detroit Tigers.

As a player, he was a middle infielder in the Tigers system from 1986 to 1991 reaching as high as Triple-A Toledo in 1991. In 584 minor league games over six seasons, he batted .254 with 69 stolen bases. His best season came in 1987 where he hit .285 in 127 games at Single-A Fayetteville.

Beyeler is a graduate of Wichita State with a degree in communications. He earned all-conference and all-region honors during his stint with the Shockers. He also has a degree from Lamar (CO) Community College. Beyeler resides in Ponte Verda Beach, Florida.

### Managerial Career- Arnie Beyeler

Year	Club	League	W	L	PCT
2000	Lowell (BOS)	NY-Penn (A)	41	34	.547
2001	Lowell (BOS)	NY-Penn (A)	33	43	.434
2002	Augusta (BOS)	South Atlantic (A)	69	67	.507
2003	Stockton (TEX)	California (A)	77	63	.550
2004	Stockton (TEX)	California (A)	72	68	.514
2005	Bakersfield (TEX)	California (A)	68	72	.486
2007	Portland (BOS)	Eastern (AA)	71	72	.497
2008	Portland (BOS)	Eastern (AA)	74	66	.529
<b>Career Totals</b>			<b>506</b>	<b>485</b>	<b>.511</b>

### Past Sea Dogs Managers

Manager	Record	Percent	Year(s)
Carlos Tosca	229-195	.540	1994-1996
Fredi Gonzalez	79-63	.556	1997
Lynn Jones	66-75	.468	1998
Frank Cacciatore	65-77	.458	1999
Rick Renteria	148-135	.523	2000-2001
Eric Fox	63-77	.450	2002
Ron Johnson	141-143	.496	2003-2004
Todd Claus	148-133	.527	2005-2006



# **2009 SEA DOGS COACHING STAFF**

## **MIKE CATHER**

### **Pitching Coach**



Mike Cather, 38, returns for his third season as the pitching coach for the Portland Sea Dogs and fourth in the Red Sox organization. Last season under Cather, the Sea Dogs pitching staff posted a 4.29 ERA and finished the season allowing the second fewest home runs (92) in the Eastern League and recording the third highest strikeout total (1,061). Cather spent the 2006 season as the pitching coach for the Single-A Wilmington Blue Rocks. While in the Red Sox organization, he has worked with Red Sox pitchers Michael Bowden, Clay Buchholz, and Justin Masterson. Prior to joining the Red Sox in 2006, he was a private instructor for youth, high school, college, and professional pitchers from 2001-2005. Cather appeared in 75 Major League games over three seasons with the Atlanta Braves posting a 5-6 record with a 3.42 ERA. He was originally drafted by the Texas Rangers in the 41st round of the June 1993 amateur draft.

### **Major League Career**

YEAR	CLUB	W-L	ERA	G	GS	CG	SHO	SV	IP	H	R	ER	HR	BB	SO
1997	ATL	2-4	2.39	35	0	0	0	0	37.2	23	12	10	1	19	29
1998	ATL	2-2	3.92	36	0	0	0	0	41.1	39	21	18	7	12	33
1999	ATL	1-0	10.13	4	0	0	0	0	2.2	5	3	3	2	1	0
<b>Totals</b>		<b>5-6</b>	<b>3.42</b>	<b>75</b>	<b>0</b>	<b>0</b>	<b>0</b>	<b>0</b>	<b>81.2</b>	<b>67</b>	<b>36</b>	<b>31</b>	<b>10</b>	<b>32</b>	<b>62</b>

## **DAVE JOPPIE**

### **Hitting Coach**



Dave Joppie, 43, returns for his second season as the Sea Dogs' Hitting Coach. Last season the Sea Dogs ranked first in the Eastern League in walks (577), third in runs scored (704) and fifth in hitting (.267). Prior to joining the Sea Dogs in 2008, he spent two seasons as the Red Sox Class High A Hitting Coach, serving as the Lancaster JetHawks Hitting Coach in 2007 and with the Wilmington Blue Rocks in 2006. In 2007 with the JetHawks, Joppie led the team to a California League-best .296 team average. The team also led the league in home runs (217) and hits (1,081). Previously Joppie managed the Florida Marlins Single-A team in Kane County in 2004 and 2005. In 2004 he led the Kane County Cougars to an 83-56 record and Western Division Championship. He was selected as the Midwest League Manager of the Year and Baseball America's Class Low A Manager of the Year. Joppie has 14 seasons of professional baseball coaching experience, the 2009 season will be his fourth in the Red Sox organization. The Grand Rapids, Michigan native is an NCAA Division II, III, and NAIA basketball official.

## **Jon Jochim**

### **Trainer**

Jon Jochim joins the team as the Athletic Trainer in 2009. The 2009 season will be Jochim's seventh with the Red Sox organization. He spent the 2007 and 2008 seasons as the Athletic Trainer for the Single-A Lancaster JetHawks. In 2007, he was honored as the California League Athletic Trainer of the Year by the Professional Baseball Athletic Trainers Society. Jochim served as the Sea Dogs' interim trainer at the end of the 2007 season and was with the team when the Sea Dogs won the Eastern League Championship. Jochim has also served as the Athletic Trainer for the Gulf Coast League Red Sox (2006) and the Short-Season Single-A Lowell Spinners (2004-2005). He began his career with the Red Sox in 2005 serving as an athletic training intern with the Gulf Coast League Red Sox. Prior to joining the Red Sox, he was a trainer for the Harlem Globetrotters.

# MINOR LEAGUE PLAYER BIOS

## ANDERSON, Lars 1B

**BATS:** Left **THROWS:** Left **HEIGHT:** 6'5" **WEIGHT:** 195

**OPENING DAY AGE:** 21 (Turns 22 September 25)

**BORN:** September 25, 1987, Oakland, CA **RESIDES:** Fair Oaks, CA

**ACQUIRED:** Red Sox 22nd pick (18th round, 553rd overall) in the 2006 First-Year Player Draft.

**2008:** Was named the Red Sox Minor League Offensive Player of the Year, splitting the year between Single-A Lancaster and Double-A Portland in just his 2nd professional season...Between Lancaster and Portland, combined for a .317 (139-for-439) batting average, 18 home runs and 80 RBI, ranking among Sox farmhands in batting (3rd) and RBI(T4th)...Totaled 13 home runs and 50 RBI in 77 games with Lancaster to begin the season...Landed on the disabled list from May 22-June 2...Ranked 7th in the California League with a .317 batting average (97-for-306) at the time of his July 16 promotion to Portland...Played the remainder of the season for Portland, batting .316 (42-for-133) with 5 homers and 30 RBI...Reached base safely in 36 of 41 games with the Sea Dogs, including 20 straight from July 30-August 20. Rated the No. 1 prospect in the Red Sox organization according to Baseball America...Was also named the organization's best power hitter for the 3rd straight year and its best hitter for average for the 2nd straight year...Was ranked the No. 3 prospect in the California League and the No. 4 prospect in the Eastern League by Baseball America following the 2008 season.Named the Eastern League's Player of the Week from August 11-17 after going 10-for-21 (.476) with 2 homers and 6 RBI...Ranked 2nd in the EL with 26 RBI during August...Homered in 3 consecutive games from August 4-6...Became the 4th player in Sea Dogs history with 2 grand slams in one season, hitting them on August 5 and 14. Posted a career-high 16-game hitting streak with Lancaster from May 15-June 13, batting .464 (32-69) with 2 home runs and 17 RBI...Hit .360(36-100) with 14 walks and a .440 on-base percentage in 24 June games for the JetHawks...In the California League, Hit .395(34-86) against lefthanded pitching and .286 (63-for-220)against righthanders... Reached base safely in 14 of his final 15 games with Lancaster, batting .390 (23-59)with 5 home runs and 13 RBI in that time...Hit .182 (2-11) with a home run and an RBI in 3 playoff games with Portland...**2007:** Split his first professional season between Single-A Greenville and Single-A Lancaster...earned the Red Sox Minor League Quality Plate Appearances in April (shared with Iggy Suarez) and May...in April he hit .314 (27-for-86) with 11 walks and a .392 OBP and in May posted a .320 (32-for-100) average with 18 walks and a .424 OBP...finished T-5th in the South Atlantic League with 71 walks and T-6th with 35 doubles...posted a season-high 11-game hitting streak from May 8-20, during which he batted .442 (19-for-43) with 2 homers and 9 RBI...reached base safely in 29 of 30 contests from May 23-June 27, including 19-straight from May 23-June 12...tallied 5-straight multi-hit efforts from June 16-23, going 11-for-21 (.524)...hit safely in 18 of his final 21 games with Greenville, batting .320 (24-for-75) over that stretch...posted a hit, run or RBI in 20 straight contests before going 0-for-3 in his last game with the Drive on August 22, earning a promotion to Lancaster the following day...reached base safely in 9 of his 10 games with the JetHawks, going 12-for-35 (.343)...went 3-for-12 (.250) with a homer, 3 runs and 2 RBI in 4 playoff games against Lake Elsinore...rated the No. 3 prospect in the Red Sox farm system, the No. 2 position player, by *Baseball America's* 2008 Best Tools survey...was also named the organization's Best Power Hitter for the 2nd straight year and the Best Hitter for Average...**PERSONAL:** Rated as the Best Power Hitter in the Red Sox farm system in *Baseball America's* annual Best Tools survey...also ranked as the No. 5 prospect in the system, the No. 2 position player...hit .423 (33-for-78) with 14 homers, 33 RBI, 39 runs and a .574 on-base pct. in 29 games his senior year at Jesuit (CA) High School.

YEAR	CLUB	AVG	G	AB	R	H	2B	3B	HR	RBI	SH	SF	HP	BB	SO	SB	CS	E
2007	Greenville	.288	124	458	69	132	35	3	10	69	0	2	2	71	112	2	4	10
	Lancaster	.343	10	35	13	12	2	0	1	9	0	1	0	11	9	0	0	0
2008	Lancaster	.317	77	306	58	97	19	1	13	50	0	3	3	46	64	0	0	6
	Portland	.316	41	133	27	42	13	0	5	30	0	1	0	29	43	1	0	3
Minor League Totals		.304	252	932	167	283	69	4	29	158	0	7	5	157	228	3	4	19

## BATES, Aaron 1B

**BATS:** Right **THROWS:** Right **HEIGHT:** 6-4 **WEIGHT:** 232

**OPENING DAY AGE:** 25

**BORN:** March 10, 1984, Manhattan, NY **RESIDES:** Los Gatos, CA

**COLLEGE:** North Carolina State University

**ACQUIRED:** Red Sox 6th pick (3rd round, 83rd overall pick) in 2006 First-Year Player Draft.

**2008:** Spent the entire year at Double-A Portland, tying a team-high in games played (124) and led the Sea Dogs in RBI (68) and hits (126)...Did not hit a home run over his first 20 games but finished with 11 in his final 104 contests, ranking 4th on the team...had a career-high 7 RBI on May 6 vs. New Hampshire, going 3-for-4 (grand slam, 2-run double and a sacrifice fly)...His 7 RBI's tied a Portland franchise record...Picked up 34 of 68 RBI during May & June, including 26 in May, falling two short of a franchise record held by Kevin Millar and Ross Gload...Season-high 16-game hitting streak from May 17-June 3 and hit .429 (27-for-63), 3 HR and 14 RBI during the streak...Named the Red Sox Minor League Player of the Month for June...**2007:** Led all Red Sox farmhands with 28 homers, ranked 3rd with 101 RBI and 6th with a .306 (142-for-464) average...spent most of the year with Single-A Lancaster where he led the California League with a .456 on-base pct. and HR/AB (1/15.54), ranked 2nd with a .332 (124-373) average and .592 slugging pct, T-3rd with 69 walks, T-4th with 24 homers and 10th with 89 runs...named a California League Year-End All-Star...also named the league's Player of the Week for April 30-May 6, during which he went 10-for-28 (.357) with 3 homers and 9 RBI...on May 19 vs. Lake Elsinore, went 5-for-5 with 4 runs and 6 RBI and became the first player in the 66-year history of the California League to hit 4 home runs in a game...was the first Red Sox farm hand to accomplish the feat since Jack Littrell of the Class D PONY League

# MINOR LEAGUE PLAYER BIOS

Hornell Maple Leafs on August 15, 1949...had a 26-game on-base streak from April 13-May 11...also reached base safely in each of his final 18 games with the JetHawks from July 4-August 9, batting .415 (27-for-65) in that span to earn an August 10 promotion to Double-A Portland...reached base safely in each of his first 13 games with the Sea Dogs to run his combined total to a season-high 31 straight contests...prior to joining Portland, he hit .347 (99-for-285) over his last 75 games with Lancaster...missed from July 11-24 on the DL with staff infection...went hitless in back-to-back games twice with Lancaster and failed to reach base safely in consecutive games once in 125 tilts with the JetHawks and Sea Dogs...went 2-for-13 (.154) in 3 Eastern League playoff games...participated in the 2008 Red Sox Rookie Development Program...**2006:** Went 0-for-4 in his pro debut with short-season Single-A Lowell on June 20 before starting a 17-game hit streak the next day, during which he hit .418 (28-for-67) with 3 homers and 9 RBI...named the New York-Penn League Player of the Week for July 3-9 when he batted .480 (12-for-25) with 2 home runs, 6 RBI and 4 multi-hit games...in 27 games with Lowell he hit .400 (26-for-65) against righties and .286 (10-for-35) against lefties, but after his promotion to Single-A Greenville on July 20, he hit .218 (26-for-119) against righties and .455 (15-for-33) against lefties...**PERSONAL:** Attended North Carolina State University where he lead the team in runs (76), homers (10), slugging pct. (.560), walks (45) and on-base pct. (.479) his junior year, 2006...named to the Cape Cod League All-Star team with the Brewster White Caps in 2005.

YEAR	CLUB	AVG	G	AB	R	H	2B	3B	HR	RBI	SH	SF	HP	BB	SO	SB	CS	E
2006	Lowell	.360	27	100	17	36	8	0	3	14	0	2	6	9	21	2	1	2
	Greenville	.270	43	152	13	41	7	0	4	16	0	2	3	17	26	0	0	8
2007	Lancaster	.332	98	373	89	124	21	2	24	88	0	4	19	69	83	0	1	7
	Portland	.198	27	91	16	18	9	0	4	13	0	0	4	17	29	0	0	2
2008	Portland	.276	124	457	61	126	29	2	11	68	0	5	18	50	114	0	0	10
<b>Minor League Totals</b>		<b>.294</b>	<b>319</b>	<b>1173</b>	<b>196</b>	<b>345</b>	<b>74</b>	<b>4</b>	<b>46</b>	<b>199</b>	<b>0</b>	<b>13</b>	<b>50</b>	<b>162</b>	<b>273</b>	<b>2</b>	<b>2</b>	<b>29</b>

## BEAZLEY, Travis RHP

**BATS:** Right **THROWS:** Right **HEIGHT:** 6-0 **WEIGHT:** 175

**OPENING DAY AGE:** 25 (Turns 26 June 17)

**BORN:** June 17, 1983, Richmond, VA **RESIDES:** Beavertown, VA

**COLLEGE:** Randolph-Macon

**ACQUIRED:** Drafted by the Red Sox in the 38th round of the June 2006 draft.

**2008:** Made a career-high 27 starts for the JetHawks (team-high), ranking 4th in the California League...Tied a personal best with 7 wins, going 3-0, 3.61 ERA (13 ER/31.2 IP) over his final 6 starts of the season...Led all Lancaster pitchers in strikeouts (121) and innings pitched (140.1)...Worked a season-high 6.2 IP on August 1 at Rancho Cucamonga to earn his 5th win of the season...Went 3-0, 4.26 ERA (15 ER/31.2) in his final 7 starts of the year...Season high of 8 strikeouts on July 22, 27 and August 6...**2007:** Split the year between Single-A Greenville and Single-A Lancaster...ranked 3rd on the Drive with 101.2 innings and 92 K's...tossed a 7.0-inning complete game for Greenville in the 2nd contest of a twin bill vs. Lexington on June 26, giving up 2 runs on 5 hits while fanning 8...went 2-1 with a 4.45 ERA (15 ER/30.1 IP) in his final 5 starts with the Drive before a July 12 promotion to Lancaster...lost his first game with the JetHawks before winning each of his next 6 starts, posting a 2.61 (11 ERA/38.0 IP) in that span...named the California League's Pitcher of the Week for July 30-August 5 when he went 2-0 with back-to-back 7.0 shutout inning performances vs. Rancho Cucamonga and at Lake Elsinore respectively...started Game 3 of the California League South Division Finals at Lake Elsinore on September 10 and allowed one run on 6 hits and 3 walks and fanned 2 in 5.0 innings but lost his only playoff appearance...**2006:** Made 14 appearances for short-season Single-A Lowell (13 starts) in his first pro campaign...led the club with 59 strikeouts and 2nd with 67.2 innings, to average 7.8 strikeouts per 9 frames...finished 2nd in the Red Sox farm system and 8th in the New York-Penn League with a 2.39 ERA (18 ER/67.2 IP)...did not allow an earned run in his final 3 starts (15.2 IP) from August 22-September 4, fanning 15 batters in that time...held lefties to a .216 (25-for-116) average overall...**PERSONAL:** Graduated from Randolph-Macon College in May of 2006 where he posted a 9-3 record with a 1.94 ERA (19 ER/88.0 IP) and a school-record 108 strikeouts in 15 games (12 starts) his senior year...named the Randolph-Macon baseball program's first All-American at the Division III level in 2006...fanned a league-record 17 batters in a game against Newport News Apprentice School on May 2.

YEAR	CLUB	W-L	ERA	G	GS	CG	SHO	SV	IP	H	R	ER	HR	HB	BB	SO	WP	BK
2006	Lowell	3-2	2.39	14	13	0	0	0	67.2	68	26	18	6	6	19	59	0	1
2007	Greenville	6-7	5.22	18	15	1	0	0	101.2	111	61	59	12	5	12	92	4	0
	Lancaster	7-2	4.17	10	10	0	0	0	54.0	57	30	25	1	1	13	34	2	0
2008	Lancaster	7-10	4.68	27	27	0	0	0	140.1	164	92	73	9	3	31	121	4	0
<b>Minor League Totals</b>		<b>23-21</b>	<b>4.33</b>	<b>69</b>	<b>65</b>	<b>1</b>	<b>0</b>	<b>0</b>	<b>363.2</b>	<b>400</b>	<b>209</b>	<b>175</b>	<b>35</b>	<b>15</b>	<b>75</b>	<b>306</b>	<b>10</b>	<b>1</b>

## BELL, Bubba OF

**BATS:** Left **THROWS:** Right **HEIGHT:** 6-0 **WEIGHT:** 195

**OPENING DAY AGE:** 26 (Turns 27 October 9)

**BORN:** October 9, 1982, Houston, TX **RESIDES:** Paris, TX

**COLLEGE:** Nicholls (LA) State University

**ACQUIRED:** Red Sox 42nd pick (39th round, 187th overall) in 2005 First-Year Player Draft.

**2008:** Appeared in only 79 games with Portland after suffering a leg injury that landed him on the disabled list (July 28) for the rest of the season...Reached base safely in 70 of 79 games and led the team in home runs

# MINOR LEAGUE PLAYER BIOS

before landing on the DL...Picked up a Double-A high of 5 RBI on July 2 at Trenton...Reached base safely in 21 straight starts from June 7 - July 2, hitting .337 (30-for-89) with 3 HR and 15 RBI...Had the Sea Dogs first grand slam of the season on April 17 at Binghamton...hit .400 (28-for-65), 6 HR and 13 RBI...Named to the Eastern League Mid-Season All-Star team, representing the Northern Stars in the outfield...**2007:** Named the California League's Most Valuable Player and Rookie of the Year, becoming the 2nd player in JetHawks history to win either of those awards...led the league with a .370 (119-for-322) average and a .665 slugging pct. and finished 2nd with a .456 on-base pct...led all Red Sox minor leaguers with a .337 (158-for-469) average and ranked 2nd with 26 round trippers and 105 RBI in time split between Single-A Lancaster and Double-A Portland...ranked 3rd among all minor leaguers with 118 runs scored...named a starting outfielder in the California/Carolina League All-Star Game in Stockton, CA on June 19 and took home the game's MVP award, going 3-for-5 with 2 RBI and a run...also named a post-season All-Star, winning every league award he qualified for in 2007...named the Red Sox Minor League Offensive Player of the Month for April (shared with OF Jacoby Ellsbury) when he hit .382 (39-for-102) with 8 home runs and 33 RBI...reached base safely in each of his first 22 games of the season from April 5-28 with at least one hit in 20 of those contests for a .398 (39-for-98) average in that time...named the California League's Player of the Week for April 5-15 when he went 21-for-53 (.396) with 5 home runs (including back-to-back 2-homer games on April 6-7), 21 RBI and 11 runs scored...won the award again for the week of May 21-27 when he went 15-for-27 (.555) with one home run, 8 RBI and 4 straight games of 3 or more hits from May 22-25...scored at least one run in 17 consecutive games from June 10-30, with 31 runs total during that time...reached base safely in 26 of 27 games from May 28-July 4 with at least one hit in 24 of those contests, batting .368 (45-for-122) in that time to earn a July 5 promotion to Portland...posted a 12-game on-base streak to begin his Double-A career, including a 10-game hitting streak from July 8-20, batting .370 (17-for-46) with 3 homers and 10 RBI over that stretch...missed from August 18-September 7 on the DL with an injured quad...participated in the 2008 Red Sox Rookie Development Program...**2006:** Hit .290 (104-for-359), 7th best in the Red Sox farm system, between Single-A Greenville, short-season Single-A Lowell and Single-A Wilmington... posted a 10-game hitting streak for Lowell from July 16-26, batting .537 (22-for-41) with 2 homers, 7 RBI and 7 multi-hit efforts...named the New York-Penn League's Player of the Week for the week of July 17-23...also given the Red Sox Minor League Quality Plate Appearances Award for the month of July...went hitless in just 4 of his 23 games at Lowell...promoted to Wilmington on July 31...hit safely in 9 of his first 10 games with the Blue Rocks, batting .316 (12-for-38)...batted .273 (3-for-11) with a home run and 2 RBI in 3 post-season games for Wilmington...**2005:** Finished 7th in the Gulf Coast League and 3rd among Red Sox farmhands with a .317 average...led the league by striking out only once every 12.79 plate appearances, was 4th with 13 doubles, and 5th with 52 hits, 75 total bases and 17 extra-base hits...had a 9-game hitting streak from August 11-20, batting .486 (18-for-37) during the tear with 7 multi-hit games, including 6-straight multi-hit efforts from August 11-18...**PERSONAL:** Graduated from Nicholls (LA) State University in May of 2005 where he hit .378 (76-for-201) with 4 home runs and 53 RBI his senior year.

YEAR	CLUB	AVG	G	AB	R	H	2B	3B	HR	RBI	SH	SF	HP	BB	SO	SB	CS	E
2005	GCL Red Sox	.317	43	164	18	52	13	2	2	27	0	2	3	10	14	2	4	3
2006	Greenville	.231	59	208	30	48	7	1	3	28	2	1	3	27	31	5	6	4
	Lowell	.429	23	91	22	39	9	2	2	13	1	2	1	13	13	3	3	2
	Wilmington	.283	19	60	8	17	4	1	1	9	0	0	0	8	7	2	0	0
2007	Lancaster	.370	76	322	95	119	27	1	22	83	0	3	5	48	39	10	4	5
	Portland	.265	34	147	23	39	5	2	4	22	0	0	2	14	17	4	0	1
2008	Portland	.285	79	312	50	89	15	3	13	49	0	3	1	39	61	3	1	10
<b>Minor League Totals</b>		<b>.309</b>	<b>333</b>	<b>1304</b>	<b>246</b>	<b>403</b>	<b>80</b>	<b>12</b>	<b>47</b>	<b>231</b>	<b>3</b>	<b>11</b>	<b>15</b>	<b>159</b>	<b>182</b>	<b>29</b>	<b>18</b>	<b>25</b>

## BLACKKEY, Jason RHP

**BATS:** Right **THROWS:** Right **HEIGHT:** 6-5 **WEIGHT:** 228

**OPENING DAY AGE:** 25 (Turns 26 April 11)

**BORN:** April 11, 1983, Squamish, Canada **RESIDES:** Duncan, Canada

**ACQUIRED:** Signed by the Red Sox as a non-drafted free agent, 1/13/2006

**2008:** Led the JetHawks pitching staff with 8 wins (career-high) in 35 relief appearances and finish 2nd on the team with 7 saves...Was 7-2, 2.48 ERA (9 ER/32.2 IP) at home with three saves...From June 7-July 30 went 5-1, 3.86 ERA (8 ER/18.2 IP) in 14 relief appearances...Allowed only 21 hits during that span and recorded 34 strikeouts...Converted his final 3 save opportunities and earned all 7 saves from July 10-August 23...Had a season-high 9 strikeouts on May 9 vs. Inland Empire, recording 4 shutout IP on 3 hits...Had multi-strikeout performances in 14 of 35 outings, including 6 on July 1 and 14 in 3 IP...**2007:** Ranked 2nd on Single-A Lancaster with a career-high 41 appearances, all in relief...held opponents to just 2 hits over a span of 5 straight scoreless outings (9.0 IP) from May 27-June 14...fanned at least one batter in each of his last 9 outings (22.1 IP) from July 30-September 1 with 16 K's total during that time...**2006:** Finished 2nd on Single-A Greenville with 8 saves...earned saves in 4 straight appearances from July 15-25...his longest outing of the year came on August 3 vs. Lake County when he went 3.1 scoreless innings and recorded a season-high 7 strikeouts to earn his 6th save.

YEAR	CLUB	W-L	ERA	G	GS	CG	SHO	SV	IP	H	R	ER	HR	HB	BB	SO	WP	BK
2006	Greenville	2-2	3.32	24	0	0	0	8	40.2	34	17	15	7	0	8	31	3	0
2007	Lancaster	4-0	5.40	41	0	0	0	0	73.1	71	50	44	8	3	21	48	3	0
2008	Lancaster	8-4	3.65	35	0	0	0	7	61.2	57	29	25	6	2	17	56	7	0
<b>Minor League Totals</b>		<b>14-6</b>	<b>4.30</b>	<b>100</b>	<b>0</b>	<b>0</b>	<b>0</b>	<b>15</b>	<b>175.2</b>	<b>162</b>	<b>96</b>	<b>84</b>	<b>21</b>	<b>5</b>	<b>46</b>	<b>135</b>	<b>13</b>	<b>0</b>

# MINOR LEAGUE PLAYER BIOS

## BOROWIAK, Zach SS

**BATS:** Right **THROWS:** Right **HEIGHT:** 6-1 **WEIGHT:** 185

**OPENING DAY AGE:** 27 (Turns 28 May 18)

**BORN:** May 18, 1981, Centralia, IL **RESIDES:** Nashville, IL

**COLLEGE:** Southeast Missouri State University

**ACQUIRED:** Red Sox 16th pick (14th round, 414th overall pick) in 2003 June draft.

**2008:** Did not play...**2007:** Played 46 of his 79 games with Double-A Portland at second base after serving as a full-time shortstop in 2006...also spent 5 games at first base, 22 games at third base and 7 at shortstop...hit .400 (20-for-55) in 18 games from May 25-June 20 to raise his season average from .190 to .252 in that span...appeared at the Triple-A level for the first time in his career after a July 2 promotion to Pawtucket...made his pro pitching debut on July 25 at Toledo and allowed one hit and fanned one in 1.0 scoreless inning...returned to the Sea Dogs on July 27 and logged a season-high 8-game hitting streak from August 2-11, going 12-for-29 (.414)...hit .319 (22-for-69) with runners in scoring position with Portland...went 3-for-12 (.250) in 3 playoff games for Portland...**2006:** Played a career-high 97 games at shortstop in his first full season at Portland after spending most of 2005 at second base...led the team with 5 sac hits and finished 2nd with 7 sac flies...was hit by 11 pitches, T-2nd most on the team...**2005:** Spent nearly the entire season with Single-A Wilmington, earning a spot on the Carolina League All-Star team, before an August 29 promotion to Portland, his first stop in Double-A since a brief 3-game stint in 2003...ranked 10th in the league with 72 runs...was the starting second baseman at the All-Star Game, going 1-for-3 with a run...hit .286 (2-for-7) in 7 playoff games for the Eastern League Champion Sea Dogs...**2004:** Spent the year with Augusta...patrolled middle infield in 119 of his 123 games (46 at second base, 73 at shortstop)...had a 13-game hit streak from July 3-16 during which he hit .367 (18-for-49) with 3 runs, 2 doubles, a homer and 5 RBI...had a single-game career-best 4 hits twice, August 9 at Delmarva and August 25 vs. Columbus...**2003:** Began pro career with short-season Single-A Lowell...reached base safely in his first 11 games, going 13-for-39 (.333) before a July 2 promotion to Portland...after playing in 3 games, was sent to Class-A Sarasota where he appeared in 27 games...returned to Lowell on August 7 to finish the season...attended Southeast Missouri State University.

YEAR	CLUB	AVG	G	AB	R	H	2B	3B	HR	RBI	SH	SF	HP	BB	SO	SB	CS	E
2003	Lowell	.272	35	125	13	34	5	1	0	7	4	0	4	16	18	12	4	9
	Portland	.182	3	11	0	2	0	0	0	0	0	0	0	0	2	0	0	3
	Sarasota	.183	27	93	2	17	4	0	0	2	5	0	1	7	13	0	2	4
2004	Augusta	.237	123	448	52	106	19	3	6	40	10	3	9	38	70	21	15	32
2005	Wilmington	.254	114	406	72	103	27	3	11	59	11	4	15	33	7	6	4	18
	Portland	.150	6	20	1	3	1	0	0	0	0	0	0	0	3	1	0	1
2006	Portland	.235	107	306	36	66	13	0	3	32	5	7	11	14	59	5	3	28
2007	Portland	.232	79	254	41	59	6	0	3	31	5	3	4	22	42	3	0	7
	Pawtucket	.118	8	17	0	2	1	0	0	1	0	0	0	3	9	0	0	1
Minor League Totals		.233	502	1680	217	392	76	7	23	172	40	17	44	133	288	36	22	103

## CHIANG, Chih-Hsien 2B

**BATS:** Left **THROWS:** Right **HEIGHT:** 6'2" **WEIGHT:** 170

**OPENING DAY AGE:** 21

**BORN:** February 21, 1988, Taitung, Taiwan **RESIDES:** Kaohsiung City, Taiwan

**ACQUIRED:** Signed by Red Sox as a non-drafted free agent, 10/20/05.

**2008:** Appeared in 83 games for Single-A Lancaster...hit a career high .303 (97-for-320), also recorded a career high 47 runs scored, 9 home runs, and 59 RBI...had a 13 game hit streak from June 18-July 11, during which he went 20-for-46 (.435)...hit pinch-hit three run homer in the 9th inning to give the JetHawks a 9-8 victory over Lake Elsinore on June 20...combined to hit .371 (49-for-132) in 36 games in June and July...hit .317 (26-for-82) against lefties...committed the most errors (17) among California League second basemen...Placed on the Temporary Inactive List on July 29 to play for the Taiwan Olympic Team...hit .323 (10-for-31) in 7 games in the Olympics...**2007:** Finished 2nd on the club with a career-high 27 doubles...hit safely in 13 of 15 games from May 6-22, batting .318 (21-for-66) in that time...fell a double shy of the cycle on May 31 vs. Hickory, going 3-for-4 with a triple, a homer, 2 runs and a career-high 5 RBI...batted .304 (24-for-79) in 25 August contests, including a season-high 8-game hitting streak from August 19-28, during which he went 13-for-24 (.542)...was 3-for-8 (.375) with the bases loaded...**2006:** Collected multiple hits in 4 of his 9 games at short-season Single-A Lowell following his promotion on August 26...had his best month in August when he went a combined 17-for-56 (.304) with one homer, 9 RBI and 6 runs between the Gulf Coast League Red Sox and Lowell...fell a home run shy of the cycle on August 14 vs. the GCL Twins when we went 4-for-5 with a RBI and 2 runs...went 0-for-10 in 3 playoff games for the GCL Red Sox...played for Taiwan's national teams in several international youth and junior aged competitions.

YEAR	CLUB	AVG	G	AB	R	H	2B	3B	HR	RBI	SH	SF	HP	BB	SO	SB	CS	E
2006	GCL Red Sox	.287	33	122	12	35	8	2	1	12	1	1	2	4	11	2	0	10
	Lowell	.278	9	36	6	10	0	3	1	8	0	1	0	2	9	1	0	2
2007	Greenville	.262	97	355	35	93	27	2	5	41	0	3	4	22	81	1	1	12
2008	Lancaster	.303	83	320	47	97	19	2	9	59	0	5	1	18	52	2	1	17
Minor League Totals		.282	222	833	100	235	54	9	16	120	1	10	7	46	153	6	2	41



# MINOR LEAGUE PLAYER BIOS

## COX, Bryce RHP

**BATS:** Right **THROWS:** Right **HEIGHT:** 6-4 **WEIGHT:** 205

**OPENING DAY AGE:** 24 (Turns 25 August 10)

**BORN:** August 10, 1984, Dallas, TX **RESIDES:** Carrollton, TX

**COLLEGE:** Rice University

**ACQUIRED:** Red Sox 7th pick (3rd round, 103rd overall) in the 2006 First-Year Player Draft.

**2008:** Set career highs with 41 appearances, 3 wins, 5 saves, and 55 strikeouts splitting the season between Single-A Greenville and Single-A Lancaster...did not allow an earned run in 12 of 14 appearances with the Drive including a stretch of ten consecutive games without allowing an earned run from April 23-May 21... recorded a strikeout in 12 of the 14 contests with Greenville...recorded a team best 1.23 (2 ER/ 14.2 IP) ERA in 9 May appearances...posted a 7.67 strikeout-to-walk-ratio (23 K's/ 3 BB)...converted all four save opportunities with Greenville...held South Atlantic League lefties to a .158 (6-for-38) average...promoted to Single-A Lancaster on June 5...went 0-1 with one save and a 5.90 ERA (19 ER/ 29 IP) in 17 appearances in June and July...earned wins in consecutive appearances on August 21 and August 28 tossing a combined 3.0 innings in relief without allowing an earned run...did not allow an earned run in the final five games of the season lowering his ERA from 7.05 to 5.80... made one appearance for Double-A Portland in the Eastern League Playoffs allowing one run on one hit and 2 hit batsmen in 0.2 innings pitched...**2007:** Began the year with the Double-A Portland, holding opponents scoreless in each of his first 4 games (7.0 IP) from April 10-21...went 1-1 with a 9.39 ERA (8 ER/7.2 IP) over his next 5 outings from April 24-May 11 before landing on the DL on May 15 with a strained right hamstring... returned from the DL on June 8 and transferred to Single-A Greenville on the same day...logged a 1.80 ERA (2 ER/10.0 IP) through his first 6 games with the Drive from June 9-26...missed from August 8-22 on the DL with shoulder strain...combined to hold left-handers to a .194 (15-for-77) average...**2006:** Earned a promotion to Single-A Wilmington on July 21 after just 3 relief outings for short-season Single-A Lowell...won his debut with the Blue Rocks on July 22, going 2.0 scoreless innings at Lynchburg and did not surrender an earned run in his first 7 games at the High-A level...his 0.74 ERA (2 ER/24.1 IP) was the best on the team among hurlers with at least 24 innings pitched...threw 2.0 scoreless innings for the Blue Rocks in the post-season...rated as having the best slider in the Red Sox minor league system in *Baseball America's* annual Best Tools survey following the 2006 season...also ranked as the No. 7 prospect in the organization, the No. 4 pitcher... **PERSONAL:** Went 5-1 with 4 saves and a 3.48 ERA (20 ER/51.2 IP) in 32 relief appearances to help Rice University to the 2006 College World Series Semi-Finals.

YEAR	CLUB	W-L	ERA	G	GS	CG	SHO	SV	IP	H	R	ER	HR	HB	BB	SO	WP	BK
2006	Lowell	0-1	1.59	3	0	0	0	0	5.2	6	2	1	0	1	2	3	0	0
	Wilmington	2-0	0.74	13	0	0	0	0	24.1	14	4	2	0	1	9	25	3	0
2007	Portland	1-1	4.91	9	0	0	0	0	14.2	15	14	8	1	3	11	3	0	0
	Greenville	1-1	5.40	21	0	0	0	0	33.1	31	23	20	4	5	10	24	2	1
2008	Greenville	1-0	1.5	14	0	0	0	4	24.0	21	6	4	0	0	3	23	2	0
	Lancaster	2-2	5.80	27	0	0	0	1	45.0	57	34	29	8	2	10	34	4	0
Minor League Totals		7-5	3.92	87	0	0	0	5	147.0	144	83	64	13	12	45	112	11	1

## DAEGES, Zach OF

**BATS:** Left **THROWS:** Right **HEIGHT:** 6-4 **WEIGHT:** 225

**OPENING DAY AGE:** 25

**BORN:** November 16, 1983, Omaha, NE **RESIDES:** Harlan, IA

**COLLEGE:** Creighton University (NE)

**ACQUIRED:** Red Sox 10th pick (6th round, 193th overall pick) in 2006 First-Year Player Draft.

**2008:** Spent the entire season with Double-A Portland, ranking among Eastern League leaders in doubles (2nd, 34), on-base pct. (2nd, .412), walks (3rd, 72) and batting average (4th, .307) while earning club MVP honors... Tallied 63 RBI and 6 homers...Reached base safely in 32 consecutive games from April 9-June 2, the EL's 2nd-longest streak of the year, despite spending April 14-May 3 on the DL...Hit .384 (43-for-112) with a .517 on-base percentage during that stretch... Reached base safely in all 26 May games, hitting safely in 23, to earn Boston's Minor League Offensive Player of the Month award...Was also named the Eastern League Player of the Month and Topps Player of the Month for May, during which he hit a league-best .414 (36-for-87) with one home run and 14 RBI while establishing monthly franchise records with 29 walks and a .556 on-base percentage...Received EL Player of the Week honors for May 12-18 when he hit .400 (8-for-20) with one home run and 7 RBI. Homered in back-to-back games at New Britain from July 12 (Gm. 2)-13.Was one of 5 Sea Dogs named to the mid-season All-Star game in Manchester, NH and went 0-for-2 as a defensive replacement in rightfield...Ranked 7th among Red Sox minor leaguers in batting...Hit .231 (3-for-13) with one RBI in Portland's 3 playoff games...After the season, played for Leonos del Caracas of the Venezuelan Winter League, batting .207 (6-for-29) without an extra-base hit in 8 games...Baseball America rates his strike-zone discipline as the best in Boston's farm system.**2007:** Led the California League with 124 runs, 113 RBI, 170 hits, 81 extra-base hits, 55 doubles, 82 walks and 298 total bases...ranked 3rd with a .330 average, .579 slugging pct. and .423 on-base pct...his 55 doubles tied the league's all-time single-season mark set by Dick Wilson with Modesto in 1951...led all Red Sox farmhands in RBI, ranked 2nd in average and T-5th in homers...named to the league's post-season All-Star team...hit .343 (36-for-105) in April, 6th best in the league in that time, with multiple hits in 12 of his 24 games...finished 3rd in the league in the month of June with a .387 (43-for-111) average...reached base safely in 32 of 33 games from May 29-July 6,



# MINOR LEAGUE PLAYER BIOS

batting .374 (52-for-139) with 37 runs and 34 RBI in that time...had a season-high 32-game on-base streak from July 18-August 26, during which he hit .390 (48-for-123) with 43 runs and 32 RBI...scored in a season-high 13 straight games from August 2-21, with 20 runs total in that time...had a season-high 9-game hitting streak from August 17-26, during which he went 20-for-36 (.555)...finished a single shy of the cycle on August 26 vs. Stockton, going 3-for-4 with a double, triple, grand slam, 2 runs and a career-high 6 RBI...hit .400 (6-for-15) in 4 playoff games, tied for 5th in the league...**2006:** Finished 2nd in the New York-Penn League and first on short-season Single-A Lowell with a .402 on-base percentage...also finished first on the club with 32 RBI and tied for the team lead with 4 home runs...represented the Spinners at Short-Season Single-A All-Star Game at Ripken Stadium in Aberdeen, MD on August 2...turned in his best month in July when we hit .370 (30-for- 81) with 2 home runs and 18 RBI...played 47 games in the outfield and 4 at third base...graduated from Creighton University (NE) where he hit .350 (63-for-180) with 13 home runs, 49 RBI and a .496 on-base percentage in his senior year of 2006.

YEAR	CLUB	AVG	G	AB	R	H	2B	3B	HR	RBI	SH	SF	HP	BB	SO	SB	CS	E
2006	Lowell	.288	55	198	24	57	10	1	4	32	0	2	4	35	40	3	1	5
2007	Lancaster	.330	127	515	124	170	55	5	21	113	0	9	8	82	97	4	1	6
2008	Portland	.307	108	394	63	121	34	3	6	63	0	7	3	72	72	3	2	4
Minor League Totals		.314	290	1107	211	348	99	9	31	208	0	18	15	189	209	10	4	15

## DIAZ, Argenis SS

**BATS:** Right **THROWS:** Right **HEIGHT:** 5-11 **WEIGHT:** 155

**OPENING DAY AGE:** 26 (Turns 27 May 18)

**BORN:** February 12, 1987, Guatire, VZ **RESIDES:** Guatire, VZ

**ACQUIRED:** Signed by the Red Sox as a non-drafted free agent July 22, 2003.

**2008:** Named the "Best Defensive Infielder" in the Red Sox minor league system for the 3rd consecutive year by Baseball America's annual "Best Tools" survey...Combined on a .953 fielding percentage (23 E/494 TC) in 108 games at shortstop...Split the 2008 season between Single-A Lancaster and Double-A Portland combining to hit 2 home runs while setting career highs with a .284 (112-for-395) batting average and 52 RBI over 110 games...Began the season with the JetHawks and hit .281 (72-for-256) with 29 RBI in 71 games...Hit just .182 (12-for-66) through his first 17 contests before a season-high 7-game hitting streak from April 23-May 1 during which he went 8-for-23 (.348)...Batted .314 (22-for-70) in 21 May contests...Tallied 11 multi-hit efforts in 18 games from May 17-June 7, batting at a .380 (27-for-71) clip to raise his season average from .215 to .281 in that span...Batted .413 (19-for-46) over his final 13 games with Lancaster to earn a July 17 promotion to Portland. Got his first experience at the Double-A level batting .288 (40-for-139) with 2 homers and 23 RBI in 39 games with the Sea Dogs...Hit safely in 28 of his 36 starts...Went 7-for-37 (.189) with 2 extra-base hits (2 doubles) in his first 11 games with Portland but batted .324 (33-for-102) with 6 doubles, 2 triples and 2 homers over his final 28 contests...Ranked 10th in the Eastern League with a .330 (29-for-88) average in the month of August, including 9 multi-hit efforts...Went 0-for-4 in one post-season game for the Sea Dogs...Appeared in 22 games for the Navegantes del Magallanes of the Venezuelan Winter League...Participated in the 2009 Red Sox Rookie Development Program in Boston...**2007:** Rated as the "Best Infielder" in the Red Sox minor league system by *Baseball America*...Spent the entire minor league regular season at Single-A Greenville, hitting .279 with 2 home runs and 40 RBI in 99 games...Batted .333 (21-for-63) in his final 15 games of the season and then went on to have an outstanding season in the Hawaiian Winter League for the Honolulu Sharks...Batted .358 with 16 RBI in 32 games for Honolulu, leading the league with a .421 on-base percentage and placing 2nd in batting average and hits (38)...Played exclusively in the field as a shortstop during the regular season and Winter League play...Was added to Boston's 40-man roster on November 20, 2007, when his contract was purchased from Greenville. **2006:** Played 34 games at shortstop and one at third base in his first professional season in the United States...named the Red Sox Minor League Defensive Player of the Month for the month of July...also hit .344 (21-for-61) with 11 runs scored in July...went 2-for-12 in 3 post-season games for the Gulf Coast League Red Sox...rated as the best defensive infielder in the Red Sox farm system by Baseball America's annual Best Tools survey following the 2006 season...**2005:** Batted .266 with 2 homers and 26 RBI in 58 games for Boston's Venezuelan Summer League squad, his 2nd year of pro ball...his batting average was a 30-point improvement over his first year...played 54 games at shortstop, one in the outfield...**2004:** Made his pro debut with the VSL Red Sox, batting .236 with 12 doubles and 22 RBI in 50 games.

YEAR	CLUB	AVG	G	AB	R	H	2B	3B	HR	RBI	SH	SF	HP	BB	SO	SB	CS	E
2004	Cuidad Ali.	.236	50	165	28	39	12	0	0	22	4	4	6	20	29	7	2	16
2005	Cuidad Ali.	.266	58	203	37	54	10	2	2	26	5	3	5	38	25	14	2	25
2006	GCL Red Sox	.263	37	133	16	35	2	1	0	11	2	0	1	6	23	3	1	8
2007	Greenville	.279	99	405	62	113	25	5	2	40	0	2	4	36	92	5	9	24
2008	Lancaster	.281	71	256	31	72	9	6	0	29	0	5	1	20	60	3	2	17
	Portland	.288	39	139	20	40	8	2	2	23	1	2	1	10	30	0	1	6
Minor League Totals		.271	354	1301	194	353	66	16	6	151	12	16	18	130	259	32	17	86

## DOBIES, Andrew LHP

**BATS:** Left **THROWS:** Left **HEIGHT:** 6-2 **WEIGHT:** 166

**OPENING DAY AGE:** 25 (Turns 26 April 20)

**BORN:** April 20, 1983, Pittsburgh, PA **RESIDES:** Wexford, PA

**HIGH SCHOOL:** North Allegheny (PA) High School

# MINOR LEAGUE PLAYER BIOS

**COLLEGE:** University of Virginia

**ACQUIRED:** Red Sox 2nd pick (3rd round, 95th overall pick) in 2004 June draft.

**2008:** Did not play- injured...**2007:** Played his first full season at the Double-A level...was 3-1 despite a 9.68 (33 ERA/30.2 IP) through his first 8 games (7 starts) from April 11-May 25...went 1-1 with a 2.12 ERA (7 ER/29.2 IP) and 29 K's over his last 14 appearances (3 starts) of the season from July 4-August 31...posted a 1-2 record with a 2.18 ERA (10 ER/41.1 IP) over a 22-game stretch (3 starts) from June 9-August 31, lowering his season ERA from 8.67 to 5.35...missed August 3-14 on the DL with left shoulder soreness...averaged 10.5 K's per 9.0 innings (39 K's/ 33.1 IP) as a reliever...fanned at least one batter in 19 of his career-high 24 relief outings...overall he was 1-2 with a 4.05 ERA (15 ER/33.1 IP) as a reliever and 3-1 with a 6.38 ERA (30 ER/42.1 IP) as a starter...allowed one hit and struck out 2 over 3.1 scoreless frames in 2 playoff appearances...**2006:** Spent the majority of the season at Single-A Wilmington where he finished 9th in the Carolina League and 2nd on the team, with a 3.98 ERA (52 ER/117.2 IP)...also tied for 2nd on the team with 8 wins and finished 3rd on the club with 77 strikeouts...went 2-1 in his final 4 starts for Wilmington before his August 2 promotion to Double-A Portland...held batters to a .167 (4-for-24) average with runners in scoring position in 6 games for the Sea Dogs went 1-0 in 2 post-season starts for Portland. **2005:** Split the season between Single-A Greenville and Single-A Wilmington, combining to go 9-9 with a 4.07 ERA (65 ER/143.2 IP) in 26 starts between the stops...his 4.07 ERA ranked 10th among all Red Sox farmhands...combined to walk only 30 batters in 143.2 innings, an average of 1.88 walks per 9 innings...began the year strong, going 3-0 with a 2.08 ERA in 4 starts in April...with Greenville, limited lefties to a .241 batting average and one homer, though righties batted .320 with 4 homers...was promoted to Wilmington on June 7 and had a fantastic August, going 1-1 with a 1.37 ERA in 4 starts...tossed a season-high 8.0 innings in a July 5 win at Salem, allowing just 2 runs on 4 hits and 2 walks, fanning 5. **2004:** Started 14 games for Lowell...did not surrender any runs and gave up just 4 total hits over his last 6 appearances...ended the season with a 2.03 ERA...participated in Fall Instructional League.

YEAR	CLUB	W-L	ERA	G	GS	CG	SHO	SV	IP	H	R	ER	HR	HB	BB	SO	WP	BK
2005	Greenville	5-3	3.59	10	10	0	0	0	57.2	69	25	23	5	1	12	52	4	0
	Wilmington	4-6	4.40	16	16	0	0	0	86.0	89	54	42	7	6	18	50	2	0
2006	Wilmington	8-6	3.98	21	21	0	0	0	117.2	124	58	52	10	9	33	77	0	0
	Portland	1-2	3.93	6	6	0	0	0	34.1	38	18	15	6	1	7	16	0	1
2007	Portland	4-3	5.35	34	10	0	0	0	75.2	90	50	45	10	2	28	70	0	1
Minor League Totals		22-22	4.14	101	77	0	0	0	398.0	427	214	183	38	19	106	301	8	2

## DOUBRONT, Felix LHP

**BATS:** Left **THROWS:** Left **HEIGHT:** 6-2 **WEIGHT:** 166

**OPENING DAY AGE:** 22 (Turns 23 April 20)

**BORN:** October 23, 1987, Carabobo, Venezuela **RESIDES:** Carabobo, Venezuela

**ACQUIRED:** Signed by the Red Sox as a Non-Drafted Free Agent 7/12/2004

**2008:** Spent most of the 2008 season with Single-A Greenville, earning a late-season promotion to Single-A Lancaster...Combined to lead all Red Sox minor leaguers with a 138 strikeouts and ranked 3rd among that group with 13 wins in 129.1 innings over 26 starts, all career highs...Overall, went 13-9 with a 3.70 ERA (53 ER/129.1 IP)... Tied for 3rd among South Atlantic League leaders with 12 wins and ranked 5th among starters with 9.21 strikeouts per 9.0 innings (118 K's/115.1IP)...Won each of his first 4 starts of the season, April 6-23, with a 0.87 ERA (2 ER/20.2 IP), 24 strikeouts and just one walk in that span...Over a 5-start stretch from April 12-May 12, struck out 34 and issued one free pass in 25.2 frames of work, an average of 11.9 K's and 0.4 walks per 9.0 innings...Joined catcher Luis Exposito, first baseman Mike Jones and shortstop Yamaico Navarro as one of 4 members of the Drive selected to the 49th annual South Atlantic League All-Star Game in Greensboro, NC but did not appear in the game... Promoted toLancaster on August 18, his first experience at the High-A level...Made 3 starts for the JetHawks, going 1-1 with a 3.86 ERA (6 ER/14.0IP)...Won his debut on August 22 at Bakersfield, allowing 3 hits and one walk while fanning a season-high 9 over 5.0 scoreless frames...In all, struck out 20 California League batters and walked just 4...Did not earn a decision in 2 post-season starts for Lancaster despite a 3.60 ERA (4ER/10.0 IP) in those games.Participated in the 2009 Red Sox Rookie Development Program in Boston.

YEAR	CLUB	W-L	ERA	G	GS	CG	SHO	SV	IP	H	R	ER	HR	HB	BB	SO	WP	BK
2005	Ciudad Ali.	7-1	0.97	13	13	0	0	0	64.2	32	11	7	0	6	29	58	1	2
2006	Red Sox	2-3	2.52	11	11	0	0	0	53.2	41	17	15	6	3	13	36	1	0
	Lowell	2-0	4.91	2	2	0	0	0	11.0	7	6	6	1	1	3	7	0	0
2007	Greenville	3-7	8.93	11	11	0	0	0	42.1	63	49	42	8	1	17	22	4	0
	Lowell	1-3	5.66	8	8	0	0	0	35.0	41	24	22	2	2	11	25	2	0
2008	Greenville	12-8	3.67	23	23	0	0	0	115.1	115	53	47	9	4	24	118	5	0
	Lancaster	1-1	3.86	3	3	0	0	0	14.0	15	6	6	1	0	4	20	0	0
Minor League Totals		28-23	3.88	71	71	0	0	0	336.0	314	166	145	27	17	101	286	13	2

## EXPOSITO, Luis C

**BATS:** Right **THROWS:** Right **HEIGHT:** 6-3 **WEIGHT:** 210

**OPENING DAY AGE:** 22

**BORN:** January 20, 1987, Miami, FL **RESIDES:** Hialeah, FL

**ACQUIRED:** Red Sox 34th pick (31st round, 948th overall) in the 2005 First-Year Player Draft

# MINOR LEAGUE PLAYER BIOS

**2008:** Combined to hit .293 (122-for-417) with 21 home runs and 68 RBI between Single-A Greenville and Single-A Lancaster...collected first career multi-homer game on June 12 vs. Hickory going 2-for-4 with 2 home runs and 3 RBI...appeared in 49 games for Greenville hitting .283 (54-for-191) with 11 home runs and 38 RBI earning a selection to the South Atlantic League All-Star Game...made just three appearances for the Drive following the All-Star Game earning a promotion to Single-A Lancaster on June 25...collected a career high 5 hits on June 30 vs. High Desert in a 5-for-6 performance with a double and 2 RBI...had a career high 16 game hit streak from July 18-August 5, hitting .324 (23-for-71) with 7 home runs and 16 RBI during that span...hit home runs in four consecutive games July 18-July 21...ranked 2nd on the JetHawks with a .358 (34-for-95) average in the month of August...hit .297 (11-for-37) in 9 playoff games for the JetHawks...**2007:** Appeared in just 9 games for Single-A Greenville...went 7-for-24 (.292) through his first 7 contests from May 19-27...**2006:** Represented the Lowell at the short season Single-A All-Star Game at Ripken Stadium in Aberdeen, MD on August 16...ranked 3rd on the club with 52 hits and 5th with 23 RBI...batted .300 (27-for-90) with 11 RBI in August.

YEAR	CLUB	AVG	G	AB	R	H	2B	3B	HR	RBI	SH	SF	HP	BB	SO	SB	CS	E
2006	Lowell	.250	57	208	18	52	13	0	1	23	2	2	3	13	44	1	1	6
2007	Greenville	.233	9	30	3	7	0	0	0	2	0	0	0	2	5	0	0	1
2008	Greenville	.283	49	191	34	54	8	1	11	31	0	0	1	12	42	1	1	2
	Lancaster	.301	55	226	31	68	13	2	10	37	0	2	2	9	47	0	1	4
<b>Minor League Totals</b>		.276	170	655	86	181	34	3	22	93	2	4	6	36	168	2	3	13

## FARKES, Zak 3B

**BATS:** Right **THROWS:** Right **HEIGHT:** 5-11 **WEIGHT:** 190

**OPENING DAY AGE:** 25 (Turns 26 May 30)

**BORN:** May 30, 1983, Boston, MA **RESIDES:** Boston, MA

**College:** Harvard

**ACQUIRED:** Signed by the Red Sox as a non-drafted free agent, 7/2/2005

**2008:** Established career highs in games (88), runs scored (47), hits (80), doubles (20), triples (2), and RBI (48)...Returned to third base after spending most of 2007 as a catcher...played 44 games at third, 9 at first, 7 at catcher, and one at second for Single-A Lancaster...hit safely in 25 consecutive home games from May 6 to July 24, hit .345 (29-for-84) with 5 home runs and 17 RBI during that span...hit .579 (11-for-19) with 7 runs scored, 3 doubles, 3 home runs, and 9 RBI during the week of July 14-20 to earn California League Player of the Week honors...led the JetHawks with a .386 (22-for-57) average in the month of July...hit .313 (10-for-32) with 4 doubles in 8 playoff games for the JetHawks...**2007:** Switched from third base to catcher and combined to set a career-high with 14 homers between Single-A Greenville and Lancaster...went 9-for-28 (.321) in his first 8 games with the Drive from April 8-19 but hit just .109 (6-for-55) with one RBI in his next 15 contests before transferring to Lancaster on May 19...hit .175 (11-for-63) in his first 17 games with the JetHawks from May 20-July 6...over his final 23 games of the season from July 9-September 3, he batted at a .355 (32-for-90) clip with 11 multi-hit efforts, raising his average from .175 to .275...posted a .993 fielding pct. as a catcher, T9th in the California League (min. 140 total chances)...had previously appeared in just one pro game as a catcher...combined to play 27 games behind the plate, 11 at third base and 5 at first base...**2006:** Split time between short-season Single-A Lowell, Single-A Wilmington and Greenville, combining to hit a career-high .294 (53-for-180), 5th in the Red Sox system...spent most of the year with Lowell, batting .297 (41-for-138), 2nd on the team among players (min. 100 at-bats)...had a season-high 13-game hitting streak for the Spinners between August 11-24, batting .304 (14-for-46) in that time...appeared in 42 games at third base and 11 at first between his 3 stops...played 2 games for Wilmington in late May, his first experience at the High-A level...**2005:** Made his pro debut with Lowell...played 22 games at third base, 6 at second base and 2 at first base...attended Harvard University.

YEAR	CLUB	AVG	G	AB	R	H	2B	3B	HR	RBI	SH	SF	HP	BB	SO	SB	CS	E
2005	Lowell	.174	40	132	12	23	7	0	2	13	1	0	2	8	36	2	1	12
2006	Wilmington	.667	2	3	0	2	0	0	0	1	0	0	0	1	0	0	0	0
	Greenville	.256	13	39	7	10	2	1	1	3	0	0	0	4	11	2	0	5
	Lowell	.297	41	138	18	41	9	0	2	12	1	0	6	13	33	1	1	8
2007	Greenville	.181	24	83	13	15	2	0	4	10	0	0	2	8	23	0	0	1
	Lancaster	.275	40	153	29	42	7	0	10	33	0	0	0	9	36	1	0	3
2008	Lancaster	.251	88	319	47	80	20	2	10	48	0	5	7	28	72	4	1	23
<b>Minor League Totals</b>		.246	248	867	126	213	47	3	29	120	2	5	17	71	211	10	3	52

## FERNANDES, Kyle LHP

**BATS:** Left **THROWS:** Left **HEIGHT:** 6-0 **WEIGHT:** 190

**OPENING DAY AGE:** 23 (Turns 24 September 12)

**BORN:** September 12, 1985, Westport, MA **RESIDES:** Westport, MA

**COLLEGE:** Massasoit (MA) Community College

**ACQUIRED:** Red Sox 15th (12th round, 378th overall) in the 2005 First-Year Player Draft.

**2008:** Converted to a sidearm delivery in the spring...set career highs with 81 strikeouts and two saves with four wins in 34 appearances between stints at Double-A Portland, Single-A Lancaster, and Single-A Greenville...combined for a 4-2 mark with two saves and a 3.69 ERA (34 ER/83 IP) with a 3.52 strikeout-to-walk ratio...started season at extended spring training before earning his first Double-A win for Portland on April 17 at Binghamton with two innings of scoreless, hitless relief...was sent to Single-A Greenville, where he posted a 2.98 ERA (15

# MINOR LEAGUE PLAYER BIOS

ER/43.1 IP) over final 18 appearances with the Drive from May 25-July 25...equaled a career-high with a 12.2 scoreless-inning stretch between Greenville and Single-A Lancaster from July 14-July 30, allowing only four hits and five walks with 15 strikeouts during the stretch...recorded a 1.99 ERA (5 ER/22.2 IP) in nine appearances with JetHawks, yielding only three walks with 25 strikeouts and holding opponents to a .220 average...struck out a career-high eight batters in four scoreless innings while recording a save vs. Bakersfield on August 7...notched a strikeout in 31 of 34 total appearances and pitched at least two innings 29 times... **2007:** Set career highs with 4 wins and 40 appearances between stops at Single-A Greenville, Double-A Portland and Single-A Lancaster... began the year with Greenville where he went 2-0 with a save through his first 9 games from April 6-May 1 despite a 5.03 ERA (11 ER/19.2 IP)...over his next 17 outings from May 6-June 29 went 0-1 with a 4.15 ERA (14 ER/30.1 IP)...earned his first experience at the Double-A level making one appearance for the Sea Dogs following a July 2 promotion, after which he transferred to Lancaster...went 2-0 for the JetHawks in spite of a 7.61 ERA (20 ER/23.2 IP)...allowed runs in all but 4 of his 13 games...**2006:** Spent the year with Single-A Greenville where he posted a 3.11 ERA (29 ER/84.0 IP), 3rd best on the club among pitchers with 80.0 or more innings pitched...used solely as a relief pitcher after making 7 starts in 2005...did not earn a decision, but held opponents to just 2 earned runs over his first 8 appearances (18.1 IP)...set a new career high with 57 strikeouts...**2005:** Spent most of his first pro campaign with the Gulf Coast League Red Sox, going 2-3 with a 3.59 ERA in 11 games (7 starts)...also made one appearance for both short-season Single-A Lowell and Greenville... with the GCL Red Sox, limited foes to a .224 batting average...went 1-0 with a 0.56 ERA in his 4 relief outings and 1-3 with a 5.40 ERA in his 7 starts...did not allow a run in his first 4 pro outings (2 starts), covering 12.2 innings...fanned 47 batters in 42.2 innings for the GCL Red Sox, an average of 10 punchouts per 9 innings...earned the win in his only appearance for Greenville, tossing 3.1 relief innings for the victory vs. Rome...attended Massasoit (MA) Community College.

YEAR	CLUB	W-L	ERA	G	GS	CG	SHO	SV	IP	H	R	ER	HR	HB	BB	SO	WP	BK
2005	Greenville	1-0	5.40	1	0	0	0	0	3.1	2	2	2	2	0	0	2	0	0
	Lowell	0-0	13.50	1	0	0	0	0	2.0	5	3	3	0	0	1	3	1	0
2006	Greenville	3-5	3.11	38	0	0	0	0	84.0	81	47	29	8	8	31	57	1	0
2007	Greenville	2-1	4.50	26	0	0	0	1	50.0	51	26	25	4	3	19	33	4	0
	Portland	0-0	6.75	1	0	0	0	0	2.2	6	2	2	0	0	0	2	0	0
2008	Lancaster	2-0	7.61	13	0	0	0	0	23.2	31	21	20	3	1	13	19	2	0
	Portland	1-0	0.00	1	0	0	0	0	2.0	0	0	0	0	0	1	2	0	0
	Greenville	3-1	4.47	24	0	0	0	1	58.1	62	30	29	2	9	19	54	2	0
	Lancaster	0-1	1.99	9	0	0	0	1	22.2	18	5	5	1	3	3	25	0	0
Minor League Totals		12-8	4.16	114	0	0	0	3	248.2	256	136	115	20	24	87	197	10	0

## GOODSON, Matt RHP

**BATS:** Right **THROWS:** Right **HEIGHT:** 6-3 **WEIGHT:** 195

**OPENING DAY AGE:** 26

**BORN:** September 26, 1982, Galveston, TX **RESIDES:** Galveston, TX

**COLLEGE:** Galveston (TX) College

**ACQUIRED:** Selected by Red Sox in 23rd round of 2004 draft; signed July 21, 2004.

**2008:** Combined to record 6.08 ERA (41 ER/60.2 IP) in 15 starts between Double-A Portland and short-season Single-A Lowell...suffered through three stints on the disabled list...started season on DL before being activated by Portland April 15 and fanning seven in four innings in season debut vs. Connecticut...pitched at least four innings and allowed three or fewer earned runs in first six starts from April 15-May 11, going 2-2 with a 3.86 ERA (12 ER/28 IP)...tossed five shutout innings in earning a win over Erie on June 5...recorded win by striking out four and retiring 15 of 19 batters in tossing five shutout frames at Connecticut on June 23...returned to disabled list after leaving June 28 start after two innings due to shoulder soreness...made rehab start at Single-A Lowell, but allowed five runs in 1.1 innings on July 29 before being shut down for the remainder of the season...**2007:** Split the season between Double-A Portland and Single-A Lancaster...allowed 3 earned runs or less in each of his 5 starts for the Sea Dogs from April 12-May 9, but never tossed more than 5.1 innings in any of those contests...averaged 9.5 strikeouts per 9.0 innings (24 K's/22.2 IP) with Portland...fanned a career-high 10 batters in a loss vs. Bowie on May 3...transferred to Lancaster on May 14 and went 0-3 with a 11.51 ERA (26 ER/20.1 IP) in his first 5 starts through June 5...posted a 4-2 record and a 3.94 ERA (14 ER/32.0 IP) over his next 6 outings from June 10-July 8, including wins in 3 straight starts from June 23-July 3...placed on the DL on July 9 with an elbow strain and missed the rest of the year...tied for 5th on the JetHawks with 11 starts...**2006:** Set a career high by combining to pitch 106.0 innings between Single-A Wilmington and Double-A Portland...logged a 3.92 ERA (42 ER/96.1 IP) in 19 starts for the Blue Rocks, 2nd best on the team among pitchers with 90.0 or more innings...named the Carolina League Pitcher of the Week for the week of July 24-30 when he went 2-0 with a 1.50 ERA (2 ER/12.0 IP) and 10 strikeouts in 2 starts...got the win in a spot start for Portland on June 13 at Bowie, his first taste of Double-A ball, giving up just one run over 6.0 innings with 4 strikeouts...made one more relief appearance for the Sea Dogs before being transferred back to Wilmington on June 9...went 3-1 with a 2.56 ERA (9 ER/31.2 IP) in the month of July...a muscle spasm in his back kept him on the DL from April 13-29. **2005:** Began the season with Single-A Greenville and earned his early July promotion to Wilmington by going 4-0 with a 1.19 ERA (5 ER/37.2 IP) in his final 6 outings (5 starts)...combined to limit foes to a .224 batting average between the stops. **2004:** Did not allow a run in first 4 outings for short-season Single-A Lowell, holding opponents to .057 batting average during that span...earned first pro win on July 24, tossing 3.0 no-hit frames to beat Vermont 11-1...participated in Fall Instructional League...attended Galveston (TX) College.

# MINOR LEAGUE PLAYER BIOS

YEAR	CLUB	W-L	ERA	G	GS	CG	SHO	SV	IP	H	R	ER	HR	HB	BB	SO	WP	BK
2004	Lowell	1-2	5.10	12	1	0	0	0	30.0	22	20	17	4	2	12	23	2	0
2005	Greenville	6-4	2.76	17	12	0	0	2	78.1	60	33	24	4	3	20	60	4	0
	Wilmington	1-1	4.38	9	4	0	0	0	24.2	26	14	12	3	2	13	24	3	1
2006	Wilmington	3-7	3.92	19	19	1	0	0	96.1	84	51	42	13	7	42	67	4	1
	Portland	1-0	3.72	2	2	0	0	0	9.2	7	4	4	2	0	4	8	0	0
2007	Portland	1-1	4.76	5	5	0	0	0	22.2	14	14	12	0	0	16	24	0	0
	Lancaster	4-5	6.88	11	11	0	0	0	52.1	75	43	40	12	4	24	38	2	1
2008	Portland	4-4	5.46	14	14	0	0	0	59.1	67	39	36	9	3	31	41	3	0
	Lowell	0-0	33.75	1	1	0	0	0	1.1	5	5	5	1	0	1	1	0	0
Minor League Totals		21-24	4.61	90	69	1	0	2	374.2	360	223	192	48	23	163	286	18	3

## HOTTOVY, Tommy LHP

**BATS:** Left **THROWS:** Left **HEIGHT:** 6-1 **WEIGHT:** 195

**OPENING DAY AGE:** 27 (Turns 28 July 9)

**BORN:** July 9, 1981, Kansas City, MO **RESIDES:** Parkville, MO

**COLLEGE:** Wichita State (KS) University

**ACQUIRED:** Red Sox 3rd pick (4th round, 125th overall pick) of 2004 June draft.

**2008:** Was limited to two starts with Double-A Portland with arm issues...finished 1-0 with a 5.00 ERA (5 ER/9 IP)...missed the first month of the season on the disabled list before being activated on May 16...made first start of the season the following day and earned win with five innings of two-run ball at New Britain...yielded five runs (three earned) in four innings against New Britain on May 23...was placed on the disabled list on May 28 and missed the remainder of the season with an elbow injury... **2007:** Spent his first full season at the Double-A level...went 5.0 innings or more in 17 of his 23 starts, going 4-7 with a 4.45 ERA (48-for-97.0 IP) in those contests...set a team season-high losing 5 straight decisions from April 9-May 15, posting a 5.45 ERA (22 ER/36.1 IP) in that time still managed to log a 3.82 ERA (15 ER/35.1 IP) in the month of May, 2nd best among Sea Dogs starters over that stretch...went 1-0 with a 3.04 ERA (8 ER/23.2 IP) in a 4-start span from June 10-27...missed from July 5-August 4 on the DL with forearm soreness...ranked 4th in the Eastern League with 17 home runs allowed...**2006:** After a disappointing 2005 campaign, the left-hander bounced back to have his finest season as a pro, combining to finish 3rd in the Red Sox minor league system with 122 strikeouts, tied for 3rd with 10 wins and 7th with a 3.15 ERA (57 ER/163.0 IP) between stops at Single-A Wilmington and Double-A Portland...ranked first in the Carolina League with 2 complete games and 3rd with a 2.80 ERA (38 ER/122.0 IP)...his two complete games were both 6.0 inning rain-shortened affairs, losing to Salem, 4-2, on June 1 and beating Winston Salem, 2-1 on June 11...named the Carolina League Pitcher of the Week for the week of April 17-23 after going 2-0 without allowing a run in 2 starts (12.0 IP), giving up just 2 hits and 4 walks while striking out 8 over that stretch...led the club with 91 strikeouts...promoted to Portland on July 31 where he lost his first 4 starts before going 2-0 without allowing a run over his final 3 outings (20.0 IP), 2nd longest in Sea Dogs franchise history...during his time in Portland he held right-handers to a .176 (22-for-125) clip...went 1-0 and posted an 8.71 ERA (10 ER/10.1 IP) in 2 post-season starts for the Eastern League Champion Sea Dogs...**2005:** Collected his 3 wins April 20 vs. Kinston, May 21 vs. Myrtle Beach and June 14 at Potomac...endured a pair of long losing streaks: a 4-game skid from April 26-May 16 and a 5-game streak from June 19 through the rest of the year (covering his final 12 starts)...allowed 3 earned runs or less in 6 of his 12 losses, including 6 of his last 7...**2004:** Reported to short-season Single-A Lowell after the draft where he did not surrender an earned run in first 8 games (14.0 innings), holding opponents to a .104 (5-for-48) batting average over that span...walked a total of 4 batters while fanning 39, an average of 11.6 strikeouts and 1.2 walks per 9 innings...participated in Fall Instructional League. **CAREER NOTES:** Participated in the Portland Sea Dogs 2007 Hot Stove Tour in January.

YEAR	CLUB	W-L	ERA	G	GS	CG	SHO	SV	IP	H	R	ER	HR	HB	BB	SO	WP	BK
2004	Lowell	0-1	0.89	14	14	0	0	0	30.1	24	5	3	0	3	4	39	2	0
2005	Wilmington	3-12	5.45	25	23	0	0	0	104.0	116	74	63	18	7	37	82	8	0
2006	Wilmington	8-6	2.80	21	21	2	0	0	122.0	109	49	38	3	5	35	91	6	0
	Portland	2-4	4.17	7	7	0	0	0	41.0	28	20	19	1	3	15	31	2	0
2007	Portland	4-10	5.61	24	23	0	0	0	120.1	144	78	75	17	3	49	69	6	1
2008	Portland	1-0	5.0	2	2	0	0	0	9.0	9	7	5	2	1	2	4	0	0
Minor League Totals		18-33	4.28	93	90	2	0	0	426.2	430	233	203	41	22	142	316	24	1

## JAMES, Michael RHP

**BATS:** Right **THROWS:** Right **HEIGHT:** 6-1 **WEIGHT:** 185

**OPENING DAY AGE:** 27 (Turns 28 June 2)

**BORN:** June 2, 1981, Roswell, GA **RESIDES:** Roswell, GA

**COLLEGE:** University of Connecticut

**ACQUIRED:** Selected by Red Sox in 28th round of 2004 draft; signed June 16, 2004.

**2008:** Spent second consecutive season at Double-A Portland, leading team in appearances (46) for the second year in a row...posted 5-4 record with two saves and recorded a 3.77 ERA (32 ER/76.1 IP) for the second straight year with the Sea Dogs...recorded career highs in innings pitched (76.1) and strikeouts (66) while holding opponents to a .228 average...led all Sea Dog relievers in innings pitched and strikeouts, tied for the lead with five



# MINOR LEAGUE PLAYER BIOS

wins and finished second with 21 games finished...ranks third in Portland franchise history with 101 career appearances and fourth with 24 career saves - both marks are franchise records as a Red Sox-affiliated player... allowed a run in only three of first 11 appearances, posting a 2.63 ERA (3 ER/13.2 IP) during the streak... was 2-0 with a 1.86 ERA (4 ER/19.1 IP) in May while holding opponents to a .152 average...finished the regular season with a 15-inning scoreless streak over 10 outings from July 31-September 1, allowing only seven hits and six walks with 16 strikeouts...pitched three scoreless innings for the Sea Dogs in the Eastern League playoffs, retiring nine of 10 batters faced...**2007:** Made his Double-A debut with Portland and led the Eastern League in games finished (50) and placed 3rd in appearances (55)...ranked 2nd among Red Sox farmhands and 5th in the league with 22 saves, setting the Sea Dogs single-season record as a Red Sox affiliate, tied for the most overall since Bobby Rodgers had 22 in 2000...had 9 saves and a 1.15 ERA (2 ER/15.2 IP) in 15 games from April 28-June 6... turned in his best month in May with 7 saves and a 1.50 ERA (2 ER/12.0 IP) in 13 games...converted a season-high 11 straight save opportunities from June 17-August 27 with a 4.33 ERA (13 ER/27.0 IP) in that time...held opponents scoreless in 38 of his 55 games...picked up his 22nd save in Portland's win vs. New Hampshire in the one-game playoff to decide the 2nd post-season spot in the Northern Division on September 4...made one post-season appearance for the Sea Dogs, allowing one hit over 2.0 scoreless frames to earn the win in Game 2 of the Northern Division Championship Series at Trenton on September 6...**2006:** Led all Red Sox farm hands and paced the Carolina League with a career-high 25 saves, going a perfect 25-for-25 for Single-A Wilmington...the 25 saves equaled the single-season club record set by Steve Pihoda in 1998... selected to the mid-season Carolina League All-Star Game on June 27 in Salem, VA...was also the only reliever selected to the league's year-end All-Star squad...named the Red Sox Minor League Pitcher of the Month for July when he recorded 6 saves in 10 scoreless outings (10.1 IP), holding batters to a .189 (7-for-37) average...kept foes to just one run over his final 21 games, July 1- September 3, including 18 straight scoreless appearances from July 1-August 24 (18.1P)...fanned 51 batters in 49.2 frames, averaging 9.3 K's per 9.0 innings...threw a scoreless inning for the Blue Rocks in the playoffs...**2005:** Posted a 3.77 ERA in 30 games with Single-A Greenville to earn an August 1 promotion to Wilmington where he turned in a 3.06 ERA in 14 relief outings...with the Blue Rocks, held opponents to a .153 average, including a .115 mark by lefties and a .182 mark by righties...**2004:** Made 20 relief appearances for short-season Single-A Lowell (34.2 IP)...earned his first pro save on August 26, throwing 2.1 frames in a 3-2 win against New Jersey...**PERSONAL:** Led the University of Connecticut in innings (90.1) and ranked 2nd in strikeouts (54) in 2004.

YEAR	CLUB	W-L	ERA	G	GS	CG	SHO	SV	IP	H	R	ER	HR	HB	BB	SO	WP	BK
2004	Lowell	0-4	10.90	20	0	0	0	1	34.2	53	43	42	7	4	17	34	11	0
2005	Greenville	1-1	3.77	30	0	0	0	11	43.0	41	22	18	1	4	16	38	4	0
	Wilmington	0-1	3.06	14	0	0	0	3	17.2	9	7	6	2	2	7	12	0	0
2006	Wilmington	2-1	1.81	48	0	0	0	25	49.2	42	10	12	2	5	19	51	4	0
2007	Portland	2-3	3.77	55	0	0	0	22	57.1	56	28	24	8	5	37	60	3	0
2008	Portland	5-4	3.77	46	0	0	0	2	76.1	66	36	32	6	7	29	66	3	0
<b>Minor League Totals</b>		<b>10-14</b>	<b>4.26</b>	<b>213</b>	<b>0</b>	<b>0</b>	<b>0</b>	<b>64</b>	<b>278.2</b>	<b>267</b>	<b>146</b>	<b>132</b>	<b>26</b>	<b>27</b>	<b>125</b>	<b>261</b>	<b>25</b>	<b>0</b>

## JIMENEZ, Jorge 3B

**BATS:** Left **THROWS:** Right **HEIGHT:** 6-1 **WEIGHT:** 210

**OPENING DAY AGE:** 24

**BORN:** September 12, 1984, Santruce, Puerto Rico **RESIDES:** Porterville, CA

**ACQUIRED:** Red Sox 19th pick (16th round, 463rd overall) of the 2006 First-Year Player Draft.

**2008:** Split the season between Single-A Lancaster and Double-A Portland, combining to hit .316 (151-for-478) in 125 games with seven home runs, 64 RBI, 32 doubles and 70 runs scored...finished tied for second among all Red Sox minor leaguers in doubles while finishing fourth in average and total base hits (151)...started season with Lancaster and produced multi-hit games in his first three contests, going 8-for-13 April 3-5...hit safely in 10 straight games April 7-18, batting .415 (17-for-41) during the streak...batted .333 (29-for-87) with 17 RBI in 23 games in April...posted .358 (38-for-106) average in May with 16 RBI, 20 runs scored and .426 OBP...reached base by hit or walk in 30 of final 33 games with JetHawks and in 62 of 70 games overall...hit .365 (27-for-74) over 18 games in June before promotion to Portland...played in California-Carolina League All-Star Game on June 24, going 0-for-4...made Double-A debut on June 22, going 1-for-2 with a walk at New Hampshire...hit just .208 (10-for-48) in first 15 games with Sea Dogs, but reached base in next 14 starts from July 13-August 4, hitting .316 (18-for-57) during the stretch...batted .302 (43-for-149) with three homers and 17 RBI over final 36 games from July 23-September 1...led the Sea Dogs with five hits and two runs scored in three Eastern League playoff games, batting .455 (5-for-11)...hit .345 (76-for-220) between Lancaster and Portland with runners on base...combined to hit .339 (43-for-127) against lefties and .308 (108-for-351) against righties...played 103 games at third base and 17 games at first base...named to the California League Post-Season All-Star team...played in 32 games for Mayaguez in the Puerto Rican Winter League, batting .326 (31-for-95)...was second on team with eight doubles and 15 RBI...**2007:** Led the New York-Penn League with a career-high 23 doubles...ranked T-3rd with 30 extra-base hits and T-8th with 44 RBI, both team highs...was the hardest player on the circuit to strikeout, fanning once ever 16.17 plate appearances...paced the club with 38 runs and was 2nd with 72 hits...hit safely in 11 of 12 contests from June 23-July 5, batting .465 (20-for-43) with 14 RBI in that time...logged a season-high 7-game hitting steak from August 9-18, going 12-for-29 (.414)...hit .307 (35-for-114) over his final 33 games from August 1-September 7, raising his season average from .298 to a career-high .303, 13th best in the league...capped a 3-for-5 effort with a game-winning RBI single in the bottom of the 9th inning to beat Hudson Valley, 2-1, in the August 11 Futures at Fenway contest...went 29-for-79 (.367) with runners in scoring position, including a 3-for-8



# MINOR LEAGUE PLAYER BIOS

(.375) mark with the bases loaded...hit righties at a .330 (60-for-182) clip...played 52 games at third base and 10 at first base...**2006:** Hit .145 (11-for-76) through his first 24 games, spanning June and July, before batting .375 (21-for-56) over 17 games in August...reached base safely in 15 of his final 18 games and posted a .365 on-base pct. for the season...hit .294 (30-for-102) against righties and .147 (5-for-34) against lefties...played 20 games at third base and 16 at first base.

YEAR	CLUB	AVG	G	AB	R	H	2B	3B	HR	RBI	SH	SF	HP	BB	SO	SB	CS	E
2006	Lowell	.257	41	136	19	35	3	0	0	9	0	0	5	18	17	1	1	9
2007	Lowell	.303	68	238	38	72	23	3	4	44	0	5	16	32	18	4	7	6
2008	Lancaster	.352	70	267	47	94	20	1	4	42	0	3	8	26	31	1	0	14
	Portland	.270	55	211	23	57	12	2	3	22	0	1	3	8	29	1	1	12
<b>Minor League Totals</b>		<b>.303</b>	<b>234</b>	<b>852</b>	<b>127</b>	<b>258</b>	<b>58</b>	<b>6</b>	<b>11</b>	<b>117</b>	<b>0</b>	<b>9</b>	<b>32</b>	<b>84</b>	<b>95</b>	<b>7</b>	<b>9</b>	<b>41</b>

## JOHNSON, Jay OF

**BATS:** Right **THROWS:** Right **HEIGHT:** 6-2 **WEIGHT:** 185

**OPENING DAY AGE:** 26

**BORN:** December 19, 1982, Covington, KY **RESIDES:** Crestview Hills, KY

**COLLEGE:** Xavier University

**ACQUIRED:** Red Sox 16th pick (13th round, 408th overall) of the 2005 First-Year Player Draft.

**2008:** Played in only 12 games with Double-A Portland before rupturing his Achilles' tendon rounding first base on April 21...underwent surgery on April 23 and missed remainder of the season...hit .256 (11-for-43) with 10 RBI and eight runs scored...either scored or drove in the winning run in three straight wins over Connecticut April 14-16...singled and scored winning run on a wild pitch in the bottom of the 11th inning to give Portland the victory on April 14...snapped a 2-2 tie with a pinch-hit sacrifice fly in the seventh inning to beat Connecticut, 3-2 the following night...on April 16 vs. Connecticut, made his second career pitching performance and earned the win, tossing two scoreless frames with three strikeouts in the 16th and 17th innings...he also ended the longest game in Sea Dogs franchise history by driving in the winning run with an RBI double in the bottom of the 17th inning...equaled a franchise record by reaching base six times (two singles, double, three walks) in the victory...**2007:** Set career highs with 140 hits, 34 doubles, 81 RBI and 57 walks in a season split between Single-A Lancaster and Double-A Portland...began the year with Lancaster where he hit safely in each of his first 12 games from April 5-17, batting .396 (21-for-53) with 11 RBI, 10 runs and 7 multi-hit efforts...hit .500 (14-for-28) against California League lefties...promoted to Portland on May 4 and hit safely in 10 of his first 11 games from May 5-15, batting .302 (13-for-43)...hit .360 (22-for-61) over a 16-game span from June 22-July 9...stroked a bases-loaded double that scored 2 runs in the bottom of the 9th to beat Harrisburg in the August 11 Futures at Fenway game...went 21-for-106 (.198) in 29 August contests overall but hit safely in each of his final 5 games from September 1-4, going 8-for-17 (.470)...tied for the league lead with a .412 (7-for-17) post-season average...**2006:** Finished 2nd among Red Sox minor-leaguers with 18 home runs and 4th with 73 RBI, both career highs, in a season split between Single-A Greenville, Double-A Portland and Single-A Wilmington...hit .262 (16-for-61) with 16 runs scored and 11 RBI in 16 games for Greenville before his April 29 promotion to Portland...appeared in eight games for Portland in 2006 and collected the game winning hit in extra innings in his Double-A debut on April 29th...reached base safely in all 8 of his games with the Sea Dogs, recording at least one extra-base hit in 5 of those contests... returned to Greenville on May 8 and had 6 straight multi-hit games from May 23-28, going 14-for-27 with 3 home runs over that stretch... sent to Wilmington on July 12, reaching base safely in 11 of his first 12 games there...16 of his 18 home runs came against right-handers...missed from August 17-29 on the DL with a right shoulder strain. **2005:** Began his pro career with short-season Single-A Lowell, hitting safely in his first 7 games at a .407 clip...took a .342 batting average into July...had a season-high 5 RBI July 15 at Jamestown as part of 2-for-4, 2 double, 3 run scored night...ended his campaign by hitting safely in 12 of his last 13 games, batting .426 (20-for-47)...hit .349 (68-for-195) with 6 home runs and 36 RBI for Xavier (OH) University in 2005, his senior year...never missed a game in his 4 years with the Musketeers. **CAREER NOTES:** Participated in the Sea Dogs 2008 Hot Stove tour.

YEAR	CLUB	AVG	G	AB	R	H	2B	3B	HR	RBI	SH	SF	HP	BB	SO	SB	CS	E
2005	Lowell	.273	60	220	35	60	12	2	3	38	0	7	2	23	40	3	2	1
2006	Greenville	.283	73	300	58	85	16	5	11	43	2	2	3	33	42	4	4	4
	Portland	.333	8	33	7	11	4	0	2	9	0	1	1	2	8	0	0	0
	Wilmington	.262	37	149	21	39	7	2	5	21	2	1	3	12	26	1	1	1
2007	Lancaster	.282	25	110	16	31	7	4	5	17	0	1	1	13	20	5	3	0
	Portland	.265	109	411	47	109	27	4	5	64	3	2	3	44	79	5	3	0
2008	Portland	.256	12	43	8	11	2	0	0	10	0	3	0	7	3	0	1	0
<b>Minor League Totals</b>		<b>.273</b>	<b>324</b>	<b>1266</b>	<b>192</b>	<b>346</b>	<b>75</b>	<b>13</b>	<b>27</b>	<b>202</b>	<b>7</b>	<b>17</b>	<b>13</b>	<b>134</b>	<b>218</b>	<b>13</b>	<b>12</b>	<b>6</b>

## JOHNSON, Kris LHP

**BATS:** Left **THROWS:** Left **HEIGHT:** 6-4 **WEIGHT:** 170

**OPENING DAY AGE:** 24

**BORN:** October 14, 1984, West Covina, CA **RESIDES:** Blue Springs, MO

**COLLEGE:** Wichita State University

**ACQUIRED:** Red Sox 3rd pick (sandwich pick between the 1st and 2nd rounds, 40th overall) in the 2006 First-

# MINOR LEAGUE PLAYER BIOS

Year Player Draft.

**2008:** Ranked 9th in the Eastern League and 8th in Boston's minor league system with a 3.63 ERA (55 ER/136.1 IP), matching a career-high with 27 games started while spending the entire season at Double-A Portland... Finished 8-9, tying for 4th in Boston's farm system in wins...Set career highs in innings, strikeouts (108) and losses...Set a franchise record with 23.1 consecutive scoreless innings from June 15-July 1, a span that included 3 straight scoreless starts totaling 18.1 innings beginning June 21...Also did not allow an earned run in 3 consecutive starts from April 27-May 8 (16.2 IP) and went 3-0 with a 0.40 ERA (1 ER/22.1 IP) in 4 starts from April 22-May 8...Gave up just 5 homers on the year and yielded a season-high 2 long balls at Altoona on August 19, snapping a stretch of 95.1 innings without allowing a home run...That stretch included 18 consecutive homerless starts beginning May 8...Was named Eastern League Pitcher of the Week for April 21-27, going 2-0 with a 0.77 ERA (1 ER/11.2 IP) and 9 strikeouts...Ranked 4th in the Eastern League playoffs with a 1.50 ERA (1 ER/6.0 IP) in one start, taking the 2-1 loss in Portland's postseason opener at Trenton on September 3...**2007:** Led Single-A Lancaster and tied for 12th in the California League with a career-high 9 wins...also led the JetHawks with 136.0 innings, 27 starts and 100 strikeouts, all personal bests...went 3-0 with a 3.00 ERA (14 ER/42.0 IP) over 8 starts from May 24-July 5...allowed 4 hits and fanned 7 over 7.0 shutout innings to beat Rancho Cucamonga on July 16, his only scoreless performance of the year...went 2-0 with a 3.18 ERA (8 ER/22.2 IP) over a span of 4 starts from August 1-17, including a season-high 10 strikeout effort in a win vs. Modesto on August 7...his only post-season appearance was a start in Game 1 of the Southern Division finals vs. Lake Elsinore on September 8... allowed 2 runs on 3 hits and 3 walks and fanned one over 6.0 innings but did not get a decision in the JetHawks only win of the series...**2006:** Joined right-handers Justin Masterson and Joshua Papelbon as one of 3 members of the 2006 draft class to make an immediate impact with short-season Single-A Lowell...did not surrender an earned run in 11 of his 14 outings and never gave up more than one in a game...ranked as the No. 9 prospect in the Red Sox system by *Baseball America*.

YEAR	CLUB	W-L	ERA	G	GS	CG	SHO	SV	IP	H	R	ER	HR	HB	BB	SO	WP	BK
2006	Lowell	0-2	0.88	14	13	0	0	0	30.2	25	7	3	0	3	7	27	1	0
2007	Lancaster	9-7	5.56	27	27	0	0	0	136.0	148	91	84	20	2	57	100	3	2
2008	Portland	8-9	3.63	27	27	0	0	0	136.1	147	70	55	5	4	56	108	6	2
<b>Minor League Totals</b>		<b>17-18</b>	<b>4.22</b>	<b>68</b>	<b>67</b>	<b>0</b>	<b>0</b>	<b>0</b>	<b>303</b>	<b>320</b>	<b>168</b>	<b>142</b>	<b>25</b>	<b>9</b>	<b>120</b>	<b>235</b>	<b>10</b>	<b>4</b>

## JONES, Michael 1B

**BATS:** Left **THROWS:** Right **HEIGHT:** 6-3 **WEIGHT:** 220

**OPENING DAY AGE:** 23 (Turns 24 June 14)

**BORN:** June 14, 1985, Moreno Valley, CA **RESIDES:** Moreno Valley, CA

**COLLEGE:** Arizona Western

**ACQUIRED:** Signed by the Red Sox as a non-drafted free agent, 5/18/2005

**2008:** Split season between Single-A Greenville and Single-A Lancaster, establishing career highs in nearly every major offensive category...combined to finish ninth among Red Sox minor leaguers with a .303 (154-for-509) average...tied for second in the system with 154 hits and 32 doubles...finished tied for fourth among Red Sox minor leaguers with 80 RBI...set career highs with 72 runs scored, 13 home runs and 47 extra-base hits...hit .317 (105-for-331) with seven home runs, 22 doubles and 52 RBI in 86 games with Greenville and was named to the South Atlantic League All-Star game before July call-up to Lancaster...hit .275 (49-for-178) in 44 games with JetHawks, adding six home runs, 10 doubles, 28 RBI and 23 runs scored...shattered the Greenville franchise record with a 28-game hit streak from April 9-May 7...28-game hit streak was the second longest in Minor League Baseball in 2008, behind the 30-game streak of Quintin Berry (Clearwater, Florida State League)...hit .436 (48-for-110) during the streak with a .492 OBP, 3 home runs, 11 doubles, 22 RBI and 24 runs scored...recorded multiple hits in eight consecutive games from April 14-21 to earn South Atlantic League Player of the Week honors (week of April 14-20)...hit safely in 11 straight games from May 29-June 10, batting .362 (17-for-47) with eight RBI during the streak...was 1-for-3 with an RBI single in the SAL All-Star Game on June 17...blasted a pair of solo home runs for first career multi-homer game July 12 at Lakewood...promoted to Lancaster on July 15 and hit safely in his first five games with the JetHawks from July 16-20...reached base in 20 of his first 21 games, hitting .325 (27-for-83) with a .417 OBP...ranked second among Red Sox minor leaguers with 22 RBI in August...hit .371 (13-for-35) in the California League playoffs with two home runs and eight RBI...RBI single capped two-run eighth inning rally to give Lancaster a 10-8 win over Lake Elsinore in the fifth and deciding game of the California League North Division Champion Series...combined to hit .311 (116-for-373) with 12 of his 13 home runs vs. righties...hit a combined .314 (49-for-156) with 63 RBI with runners in scoring position.

YEAR	CLUB	AVG	G	AB	R	H	2B	3B	HR	RBI	SH	SF	HP	BB	SO	SB	CS	E
2005	GCL Red Sox	.306	31	108	13	33	9	0	2	15	0	0	4	10	18	0	1	3
2006	GCL Red Sox	.311	34	122	24	38	9	0	9	28	0	1	4	9	25	0	0	1
	Lowell	.255	11	47	8	12	2	1	1	13	0	1	1	1	9	0	0	0
2007	Lowell	.340	45	162	25	55	7	1	2	16	0	0	1	26	31	1	0	7
	Greenville	.276	22	76	7	21	4	2	0	10	0	2	0	12	17	0	0	1
2008	Greenville	.317	86	331	49	105	22	1	7	52	0	4	1	35	68	2	0	13
	Lancaster	.275	44	178	23	49	10	1	6	28	0	0	3	15	33	0	0	4
<b>Minor League Totals</b>		<b>.306</b>	<b>273</b>	<b>1024</b>	<b>149</b>	<b>313</b>	<b>63</b>	<b>6</b>	<b>27</b>	<b>162</b>	<b>0</b>	<b>8</b>	<b>14</b>	<b>108</b>	<b>201</b>	<b>3</b>	<b>1</b>	<b>29</b>

# MINOR LEAGUE PLAYER BIOS

## KHOURY, Ryan SS

**BATS:** Right **THROWS:** Right **HEIGHT:** 5-10 **WEIGHT:** 180

**OPENING DAY AGE:** 25

**BORN:** March 19, 1984, Salt Lake City, UT **RESIDES:** West Jordan, UT

**COLLEGE:** University of Utah

**ACQUIRED:** Red Sox 16th pick (12th round, 373rd overall) in the 2006 First-Year Player Draft.

**2008:** Spent a majority of the season getting first taste of Double-A with Portland, appearing in 85 games with the Sea Dogs...hit .284 (85-for-299) with four home runs, 40 RBI and .383 OBP with Portland...finished tied for fourth on the team with 20 doubles...also played in five games in July with short-season Single-A Lowell rehabbing from a foot injury, going 5-for-16 with five walks, two RBI and two runs scored...tied a career-high with four hits on April 20 at Binghamton and hit two doubles while driving in four in the next game April 22 vs. New Hampshire...reached base in 14 consecutive games from May 5-22, hitting .289 (13-for-45) with 13 walks during the streak...collected four straight multi-hit, multi-run games from May 30-June 3, going 11-for-19 with nine runs scored...hit .333 (37-for-111) from May 29-July 6, posting a .403 OBP during the streak...stretch ended on July 6 when he fouled a ball off his left foot...placed on disabled list three days later with a bruised foot...returned July 23 with Sea Dogs, but played in one game before going to Lowell to rehab on July 27...reached base in all five games with Spinners before returning to Portland on August 1...finished season by hitting at a .289 clip (11-for-38) with a .413 OBP over final 12 games...played in 45 games at third base, 32 games at second base, 13 total games at shortstop and one game in the outfield...posted a .951 fielding percentage...combined to hit .305 (29-for-95) with three home runs and 39 RBI with runners in scoring position, including .333 (17-for-51) with RISP and two outs...**2007:** Set career highs in nearly every offensive category, including runs (82), hits (114), doubles (29), homers (11) RBI (69) and average (.300)...reached base safely in 11 of his first 12 games from April 7-May 2, batting .313 (15-for-48) in that time...homered twice in a game for the first time as a pro on May 23 vs. Inland Empire, going 2-for-4 with a career-high 5 RBI...hit .398 (51-for-128) with 30 RBI in 31 games from June 12-July 20...had 15 RBI over 6 games from June 24-30...hit .351 (27-for-77) in June, the 8th best in the California League in that time...also named the Red Sox Minor League Defensive Player of the Month in June...reached base safely in 26 of his final 33 games from July 22-September 3, despite batting .227 (30-for-132) over that stretch...hit .526 (10-for-19) with a homer and 26 RBI with the bases loaded...played 47 games at third base, 27 at second base, 21 at shortstop and one in the outfield...went 3-for-17 (.176) in 4 playoff games for the JetHawks...**2006:** Reported to short-season Single-A Lowell after signing his first pro contract on June 8...hit .281 (25-for-89) with 15 RBI for the Spinners in the month of July, reaching base safely in 8 straight games from July 8-18...promoted to Triple-A Pawtucket on August 18 where he played 9 games before being transferred to Single-A Greenville on August 28...hit safely in 4 of his 6 games with the Drive including a 3-for-5 performance vs. Kannapolis on September 2...**PERSONAL:** Hit .438 (98-for-224) with 13 home runs and 56 RBI for the University of Utah in his senior year, 2006...named Academic All-Mountain West Conference his freshman year in 2003.

YEAR	CLUB	AVG	G	AB	R	H	2B	3B	HR	RBI	SH	SF	HP	BB	SO	SB	CS	E
2006	Lowell	.236	40	148	16	35	7	1	0	16	4	2	4	16	28	2	2	13
	Pawtucket	.143	9	21	1	3	0	0	0	2	0	1	0	2	7	0	0	0
	Greenville	.389	6	18	3	7	1	0	0	1	0	0	0	1	2	2	0	1
2007	Lancaster	.300	98	380	82	114	29	1	11	69	0	7	8	49	78	3	1	26
2008	Lowell	.313	5	16	2	5	1	0	0	2	0	1	1	5	8	1	1	1
	Portland	.284	85	299	45	85	20	2	4	40	0	2	5	44	66	4	3	14
Minor League Totals		.282	243	882	149	249	58	4	15	130	4	13	18	117	189	12	7	55

## LARGE, TJ RHP

**BATS:** Right **THROWS:** Right **HEIGHT:** 6-4 **WEIGHT:** 185

**OPENING DAY AGE:** 25 (Turns 26 May 28)

**BORN:** May 28, 1983, Clearwater, FL **RESIDES:** Largo, FL

**ACQUIRED:** Red Sox 49th pick (46th round, 1,390th overall) in the 2005 First-Year Player Draft.

**2008:** Equaled career-high and finished five among Red Sox minor leaguers with 10 saves between Single-A Lancaster and Double-A Portland...his 49 total appearances were tied for second most in the organization...combined for 2-3 mark with 10 saves and 4.46 ERA (35 ER/70.2 IP)...averaged 9.55 strikeouts per nine innings on the season, fanning 75 while walking 37 and holding opponents to .261 batting average...began season at Lancaster, leading the team with nine saves while posting a 2-1 mark with a 3.16 ERA (13 ER/37 IP)...converted 9-of-10 save opportunities, allowing an earned run in only one of those 10 chances...only blown save came on unearned run...had seven-inning scoreless streak from April 6-11, retiring 21 of 27 batters faced...fanned at least one batter in first 14 appearances with JetHawks...had a 10-appearance stretch from May 6-June 3 where he produced a 0.77 ERA (1 ER/11.2 IP) with a win and four saves...promoted to Portland on June 18 and was 0-2 with one save and a 5.88 ERA (22 ER/33.2 IP)...started first Double-A stint with five consecutive scoreless appearances, totaling 5.1 IP...struck out a batter in first 10 outings with Sea Dogs...held left-handed batters to a combined .215 (29-for-135) average between his two stops...opponents batted just .220 (22-for-100) against with runners in scoring position, including 1-for-10 with the bases loaded...pitched for Scottsdale in the Arizona Fall League, finishing with an 0-2 record and a 6.00 ERA (12 ER/18 IP) in 13 appearances...held a 2.35 ERA (4 ER/15.1 IP) over first 10 games, allowing a run in only two of the outings...**2007:** Set career highs with 7 wins, 49 appearances, 78.1 innings and 79 strikeouts in a season spent with Single-A Greenville and Single-A Lancaster...combined to average 9.1 K's per 9.0 innings between the 2 clubs...began the campaign with the Drive where he

# MINOR LEAGUE PLAYER BIOS

posted a 0.84 ERA (1 ER/10.2 IP) over a 7-game span from April 14-30...held foes scoreless in each of his final 3 outings with the Drive from May 11-14 (4.0 IP) to earn a May 17 promotion to Lancaster...averaged 9.1 K's and 1.8 walks per 9.0 innings and limited lefties to a .150 (6-for-40) average with Greenville...did not allow an earned run in 7 straight games (10.0 IP) with the JetHawks from May 23-June 13... logged a 9.1 innings scoreless streak over a span of 7 games from August 9-26, during which he recorded saves in 3 straight outings from August 18-23...had 9 saves in 11 opportunities with Lancaster...appeared in 2 post-season games for the JetHawks going 0-0 with a 10.80 ERA (6 ER/5.0 IP)...**2006:** Combined to go 2-2 with 10 saves, a 2.63 ERA (15 ER/51.1 IP) and 50 strikeouts in time split between Single-A Greenville, short-season Single-A Lowell and Triple-A Pawtucket...spent the majority of the season with the Spinners where he ranked 2nd on the club with 10 saves and 4th with 45 punchouts...did not surrender an earned run in 14 of his 21 outings with Lowell...played at the Triple-A level for the first time in his career, earning an August 19 promotion to Pawtucket where did not surrender an earned run in 2 of his 3 appearances...combined to hold right-handers to a .182 (21-for-114) average in his 3 stops...**2005:** Made his professional debut with Lowell, posting an 0-1 record with 5 saves and a 6.23 ERA in 12 relief appearances... allowed a home run in his pro debut July 18 at Mahoning Valley but did not allow another long ball the rest of the way...recorded a save in back-to-back appearances twice: July 22 and 26 as well as August 15 and 19...after posting a 9.00 ERA in 5 July appearances, settled down to record a 4.50 ERA in 7 August outings.

YEAR	CLUB	W-L	ERA	G	GS	CG	SHO	SV	IP	H	R	ER	HR	HB	BB	SO	WP	BK
2005	Lowell	0-1	6.23	12	0	0	0	5	13.0	20	13	9	1	1	6	10	1	0
2006	Greenville	1-1	3.60	3	0	0	0	0	5.0	4	6	2	1	0	2	3	1	0
	Lowell	1-1	2.06	21	0	0	0	10	39.1	30	14	9	0	5	10	45	6	0
	Pawtucket	0-0	5.14	3	0	0	0	0	7.0	9	5	4	1	1	3	2	1	0
2007	Greenville	1-2	3.65	17	0	0	0	0	24.2	25	12	10	3	1	5	25	6	0
	Lancaster	6-4	3.19	32	0	0	0	9	53.2	58	25	19	4	1	20	54	9	0
2008	Lancaster	2-1	3.16	27	0	0	0	9	37.0	38	15	13	3	2	14	38	2	0
	Portland	0-2	5.88	22	0	0	0	1	33.2	37	22	22	3	1	23	37	4	0
<b>Minor League Totals</b>		<b>11-12</b>	<b>3.71</b>	<b>137</b>	<b>0</b>	<b>0</b>	<b>0</b>	<b>34</b>	<b>213.1</b>	<b>221</b>	<b>112</b>	<b>88</b>	<b>16</b>	<b>12</b>	<b>83</b>	<b>214</b>	<b>30</b>	<b>0</b>

## LAWSON, Ryne RHP

**BATS:** Left **THROWS:** Right **HEIGHT:** 6-2 **WEIGHT:** 180

**OPENING DAY AGE:** 23 (Turns 24 June 21)

**BORN:** June 21, 1985, Scottsboro, AL **RESIDES:** Stevenson, AL

**ACQUIRED:** Red Sox 34th pick (30th round, 913th overall) in the 2006 First-Year Player Draft.

**2008:** In first full pro season, combined to record a 5-4 record with four saves and a 3.59 ERA (44 ER/110.1 IP) in 36 appearances (11 starts) between Single-A Greenville and Double-A Portland...made 30 appearances (five starts) with Greenville, finishing tied for third on the team in games pitched and tied for second on the team with four saves...was 4-3 with a 3.40 ERA (30 ER/79.1 IP) and led team with 10 induced double play grounders...pitched two hitless innings to combine with Terumasa Matsuo on a one-hitter in a 1-0 win over Charleston on May 14...held a 6.16 ERA (26 ER/38 IP) in first 20 appearances before turning season around...posted a franchise-record 24.1 scoreless inning streak over eight appearances from June 20-July 18...streak ended with an unearned run-run without allowing an earned run eventually ended on July 23 at 34.1 consecutive innings...finished final 10 appearances (five starts) with Greenville with a 0.87 ERA (4 ER/41.1 IP) from June 20-July 30...named Red Sox Minor League Pitcher of the Month in July...promoted to Portland on August 1 and won Double-A debut on August 5 at Reading, allowing three runs (two earned) in five innings...made consecutive quality starts on August 10 and 15, combining to allow only three earned runs in 12 innings...finished with a 1-1 record and 4.06 ERA (14 ER/31 IP) in six starts with Portland...pitched for Scottsdale in the Arizona Fall League, going 0-3 in eight appearances (five starts) with 6.43 ERA (10 ER/14 IP)...**2007:** Spent his entire season with short-season Single-A Lowell where he set career highs with 4 wins and 16 appearances...tossed 3.0 innings or more in 10 of his career-high 14 relief appearances...went 3-0 with a 4.26 ERA (12 ER/25.1 IP) over a span of 8 games from July 11-August 16...finished the season strong, going 1-2 with a save and a 3.32 ERA (7 ER/19.0 IP) over his final 6 outings (one start) from August 9-September 4...**2006:** Debuted with Lowell after signing with the Red Sox in June...earned his first win in his 2nd appearance, going 4.2 innings in relief on June 30 vs. Oneonta, logging a season-high 6 strikeouts...made one start for Single-A Greenville following his August 29 promotion, giving up 5 runs over 3.2 innings at Augusta on August 31...**PERSONAL:**Went 19-10 with 152 strikeouts in 43 games over 3 seasons for the University of West Alabama...went 8-3 with 2 saves, a 3.33 ERA and 63 strikeouts in his junior year and was named to the Gulf South Conference East Division second team.

YEAR	CLUB	W-L	ERA	G	GS	CG	SHO	SV	IP	H	R	ER	HR	HB	BB	SO	WP	BK
2006	Lowell	2-2	5.40	13	4	0	0	0	56.2	66	38	34	3	5	23	34	5	0
	Greenville	0-1	12.27	1	0	0	0	0	3.2	6	5	5	1	1	4	1	0	0
2007	Lowell	4-4	4.76	16	2	0	0	1	51.0	53	33	27	4	6	23	34	8	0
2008	Greenville	4-3	3.40	30	5	0	0	4	79.1	63	38	30	1	8	34	56	3	0
	Portland	1-1	4.06	6	0	0	0	0	31.0	28	18	14	1	5	17	17	1	0
<b>Minor League Totals</b>		<b>11-11</b>	<b>4.47</b>	<b>66</b>	<b>18</b>	<b>0</b>	<b>0</b>	<b>5</b>	<b>221.2</b>	<b>216</b>	<b>132</b>	<b>110</b>	<b>10</b>	<b>25</b>	<b>101</b>	<b>142</b>	<b>17</b>	<b>0</b>

# MINOR LEAGUE PLAYER BIOS

## LENTZ, Richard RHP

**BATS:** Right **THROWS:** Right **HEIGHT:** 6-2 **WEIGHT:** 220

**OPENING DAY AGE:** 24 (Turns 25 August 6)

**BORN:** August 6, 1984, Bellevue, WA **RESIDES:** Bellevue, WA

**ACQUIRED:** Red Sox 23rd pick (19th round, 583rd overall) in the 2006 First-Year Player Draft.

**2008:** Enters the season ranked as the #26 prospect in the Red Sox system by Baseball America...2008: Split season between Single-A Lancaster and Double-A Portland, combining for a 5-5 record, two saves and a 3.14 ERA (27 ER/77.1 IP) in 44 outings...had at least one K in 41 of 44 games pitched...averaged 13.03 strikeouts per nine innings, fanning a career-high 112 batters while allowing only 54 hits and 43 walks...led all Red Sox minor league relievers in strikeouts while finishing eighth among all pitchers in the system...was 4-3 with one save in 28 games pitched with Lancaster, recording a 2.87 ERA (17 ER/53.1 IP) with 77 strikeouts, 30 walks and a .174 opponents batting average...posted a 25.2 scoreless innings streak with the JetHawks over 12 appearances from May 22-June 30 (25.2 IP, 7 H, 0 R, 8 BB, 36 K), earning Red Sox Minor League Pitcher of the Month honors in June...was named to the California League All-Star team and pitched a scoreless, hitless inning with two strikeouts in the contest on June 24...recorded at least one strikeout in 27 of 28 appearances in Lancaster, including final 26 outings from April 10-July 6...extended stretch of games with at least one strikeout to 35 straight games with Portland before run ended on August 12...promoted to Portland on July 9, compiling a 1-2 record with one save and a 3.75 ERA (10 ER/24 IP) in 16 outings with 35 strikeouts...did not allow a run in his first 10 Double-A innings over six outings from July 9-July 28...allowed 11 runs (9 ER) over 10.1 innings in final seven appearances of the season...pitched a perfect inning of relief with one strikeout in only Eastern League playoff appearance for Sea Dogs...**PERSONAL:** Pitched at the University of Washington, where he was teammates with fellow Red Sox farmhands Nick Hagadone and John Otness and San Francisco pitcher Tim Lincecum...**2007:** Finished 3rd on Single-A Greenville with 31 relief appearances...averaged 9.6 strikeouts per 9.0 innings (52 K's/49.0 IP)...had a save and a 0.84 ERA (1 ER/10.2 IP) through his first 6 games from May 18-June 3...fanned at least one batter in 19 of 22 games (34.1 IP) from June 5-August 23 with 43 K's total in that time...struck out a season-high 7 over 2.2 scoreless frames on August 19 at Rome...held opponents to a .181 (13-for-72) average with runners in scoring position...**PERSONAL:** Went 4-3 with a 6.38 ERA (43 ER/60.2 IP) in 3 seasons with the University of Washington...named the top prospect in the New England Collegiate Baseball League by Baseball America, saving 9 games with a 1.66 ERA in 21.2 innings for the Newport Gulls in 2004...his father Mike was the 2nd overall pick (San Diego Padres) of the 1975 baseball draft.

YEAR	CLUB	W-L	ERA	G	GS	CG	SHO	SV	IP	H	R	ER	HR	HB	BB	SO	WP	BK
2007	Greenville	0-1	4.04	31	0	0	0	1	49.0	45	22	22	3	9	42	52	9	0
2008	Lancaster	4-3	2.87	28	0	0	0	1	53.1	32	20	17	3	5	30	77	5	0
	Portland	1-2	3.75	16	0	0	0	1	24.0	22	12	10	2	4	13	35	7	0
Minor League Totals		5-6	3.49	75	0	0	0	3	126.1	99	54	49	8	18	85	164	21	0

## LOOP, Derrick LHP

**BATS:** Right **THROWS:** Left **HEIGHT:** 6-3 **WEIGHT:** 220

**OPENING DAY AGE:** 24

**BORN:** December 11, 1983, Corona, CA **RESIDES:** Lake Mathea, CA

**ACQUIRED:** Contract purchased from Chico of the GBL June 2008

**2008:** Combined to go 9-0, including 6-0 with Single-A Lancaster after the Red Sox purchased his contract rights and signed him to a minor league contract in June...was 3-0 in Chico with a 1.53 ERA (5 ER/29.1 IP) in six games (five starts)...pitched at least five innings and did not allow more than three runs in each of his five starts with the Outlaws...struck out 30 in 29.1 innings and held opponents to .187 batting average...was signed by the Red Sox on June 17 immediately after throwing five shutout innings vs. Calgary...was given a standing ovation by home crowd after the signing was announced over the PA system...assigned by Boston to Single-A Lancaster, where he recorded a 3.04 ERA (18 ER/53.1 IP) in 17 appearances (five starts)...began in bullpen with the JetHawks, allowing 16 runs (12 earned) and 30 hits in 20.1 innings over 10 outings...was converted to a starter in August, and set a franchise record with five wins in the month...joined David Pauley (May, Pawtucket) as the only Red Sox minor leaguer to win five games in a month in 2008...posted a 1.64 ERA (6 ER/33 IP) in August...opponents batted just .207 (12-for-58) against with runners in scoring position, including .087 (2-for-23) with RISP and two out...held lefties to a .244 average (19-for-78)...**2007:** Spent entire season with Chico in the independent Golden Baseball League, making 17 appearances (15 starts)...led the league with eight wins and posted a team-leading 3.82 ERA (39 ER/92 IP), fourth best in the circuit...led team in games started and innings pitched...was named to the GCL post-season All-Star team...earned a win in Game Two of the GBL Championship Series in helping Chico to the league title...**2006:** Spent first professional season with short-season Single-A Mahoning Valley in the Indians' organization, recording a 1-2 record with two saves and a 2.95 ERA (12 ER/36.2 IP)**PERSONAL:** Drafted in the 23rd round of the 2006 First-Year Player Draft by Cleveland out of Cal State-Los Angeles...as a senior, led the California Collegiate Athletic Association with a .233 opponents batting average and 13 pickoffs while finishing second with 97 strikeouts and a 2.73 ERA (28 ER/92.1 IP)...helped CSULA to a birth in the NCAA Division II tournament...named to the first-team All-CCAA team in 2004 and 2006.



# MINOR LEAGUE PLAYER BIOS

YEAR	CLUB	W-L	ERA	G	GS	CG	SHO	SV	IP	H	R	ER	HR	HB	BB	SO	WP	BK
2006	Mahoning Vly	1-2	2.95	22	0	0	0	2	36.2	31	19	12	1	8	15	25	4	0
2007	Chico	8-5	3.82	17	15	0	0	0	92.0	94	55	39	5	6	47	58	9	2
2008	Chico	3-0	1.53	6	5	0	0	0	29.1	20	8	5	2	1	18	30	1	0
	Lancaster	6-0	3.04	17	5	0	0	1	53.1	58	22	18	2	2	21	43	3	0
<b>Minor League Totals</b>		<b>18-7</b>	<b>3.15</b>	<b>62</b>	<b>25</b>	<b>0</b>	<b>0</b>	<b>3</b>	<b>211.1</b>	<b>203</b>	<b>104</b>	<b>74</b>	<b>10</b>	<b>17</b>	<b>101</b>	<b>156</b>	<b>17</b>	<b>2</b>

## MAXWELL, Blake RHP

**BATS:** Right **THROWS:** Right **HEIGHT:** 6-5 **WEIGHT:** 225

**OPENING DAY AGE:** 24 (Turns 25 August 1)

**BORN:** August 1, 1984, Hope Mills, NC **RESIDES:** Hope Mills, NC

**ACQUIRED:** Red Sox 43rd pick (40th round, 1,216th overall) in the 2005 First-Year Player Draft.

**2008:** Spent entire season with Single-A Lancaster, making 37 appearances (15 starts)...finished second in the California League in fewest BB/9 IP (0.87), walking only 19 batters while fanning 67 in 133 innings...led the team, finished fifth in the circuit and sixth among Red Sox minor leaguers with a 3.32 ERA (49 ER/133 IP)...held opponents to a .267 average...finished with a 5-9 record and one save...allowed only one earned run in nine May appearances, recording a 0.45 ERA (1 ER/20 IP), racking up a 15.1 scoreless inning streak from May 13-June 2...after allowing a run in the 9th inning on June 2, followed with a 16-inning scoreless streak from June 5-18...tossed five scoreless innings to earn a first-half division clinching win over Visalia on June 13...produced a 2.60 ERA (15 ER/52 IP) as a reliever and a 3.78 ERA (34 ER/81 IP) in 15 starts...was 1-0 with a 2.31 ERA (3 ER/11.2 IP) in two playoff starts for the JetHawks, whiffing 11 while walking only one batter...**2007:** Set career highs with 72.2 innings and 42 K's and matched a career high with 6 wins with Single-A Lancaster and Double-A Portland...made 40 of his 41 appearances for the JetHawks...went 3-0 with 2 saves and a 0.51 ERA (1 ER/17.2 IP) in 8 games from April 8-May 1...spent from June 14-23 on the DL with a hamstring injury...was 5-0 with 2 saves in 27 games from April 8-July 2 despite a 5.85 ERA (26 ER/40.0 IP) in that time...went 1-0 with a save and a 3.15 ERA (7 ER/20.0 IP) in his last 12 games with the JetHawks from July 21-August 28...gave up one run on 3 hits and fanned 3 in 2.2 innings for Portland on September 3, his first Double-A experience...went 0-1 with a 40.50 ERA (6 ER/1.1 IP) in 2 playoff games for Lancaster...**2006:** Led Single-A Greenville and tied for 6th in the South Atlantic League with a career-high 52 appearances, 2nd most in the Red Sox minor league system...doubled his previous high and finished 3rd among Red Sox farm hands with a team-leading 14 saves...surrendered just one hit over 8 scoreless outings (9.2 IP) from June 12-July 4...finished the season by shutting out opponents in his final 9 games (9.1 IP) from August 16-September 4...improved against left-handers, holding them to a .222 (22-for-99) clip while righties hit .234 (34-for-145) against him...**2005:** Ranked 3rd in the New York-Penn League with 26 appearances...fared far better against righties, limiting them to a .149 batting average compared to a .275 mark by lefties...was not scored upon in his first 4 games (8.0 IP) of the season...also pitched scoreless ball from July 8-19, a span of 4 outings and 8.1 innings pitched...notched the first of his 7 saves in his pro debut, June 23 vs. Vermont.

YEAR	CLUB	W-L	ERA	G	GS	CG	SHO	SV	IP	H	R	ER	HR	HB	BB	SO	WP	BK
2005	Lowell	3-3	2.76	26	0	0	0	7	45.2	31	16	14	1	3	11	29	3	0
2006	Greenville	6-3	3.08	52	0	0	0	14	64.1	56	25	22	5	5	9	41	2	0
2007	Lancaster	6-3	6.04	40	0	0	0	3	70.0	87	49	47	10	7	27	39	3	0
	Portland	0-0	3.38	1	0	0	0	0	2.2	3	1	1	0	0	0	3	0	0
2008	Lancaster	5-9	3.32	37	15	0	0	1	133	138	62	49	7	9	19	67	7	0
<b>Minor League Totals</b>		<b>20-18</b>	<b>3.79</b>	<b>156</b>	<b>15</b>	<b>0</b>	<b>0</b>	<b>25</b>	<b>315.2</b>	<b>315</b>	<b>153</b>	<b>133</b>	<b>23</b>	<b>24</b>	<b>66</b>	<b>179</b>	<b>15</b>	<b>0</b>

## MILLS, Adam RHP

**BATS:** Right **THROWS:** Right **HEIGHT:** 5-11 **WEIGHT:** 190

**OPENING DAY AGE:** 24

**BORN:** November 19, 1984, Hagerstown, MD **RESIDES:** Big Pool, MD

**ACQUIRED:** Red Sox 9th pick (8th round, 264th overall) in the 2007 First-Year Player Draft.

**2008:** Made 26 starts between Single-A Lancaster and Double-A Portland, going a combined 7-9 with a 4.24 ERA (68 ER/144.1 IP)...finished tied for third among Red Sox minor leaguers in innings pitched and tied for fifth in games started...walked only 23 batters while striking out 81...tied for second on Lancaster with seven wins in posting a 7-4 record with a 4.43 ERA (40 ER/81.1 IP) in 15 starts...promoted to Portland in July and recorded a 4.00 ERA (28 ER/63 IP) despite an 0-5 record in 11 starts...recorded at least two strikeouts in 13 of 15 starts with Lancaster with five quality starts...did not allow more than two earned runs in seven straight starts from April 19-May 24...was 3-1 with a 2.50 ERA (11 ER/39.2 IP) during the streak...retired 24 of 26 batters faced and did not allow a runner past second base in eight shutout innings at San Jose on June 10...promoted to Portland on July 3...made a quality start in seven of 11 outings with the Sea Dogs, but did not win a game...team averaged only 2.7 runs a game in his 11 starts...made five consecutive quality starts to end the season from August 6-28, totaling a 2.23 ERA (8 ER/32.1 IP)...walked only two batters while whiffing 23, with opponents hitting only .217 during the streak...**2007:** Averaged 9.4 strikeouts per 9.0 innings (37 K's/35.1 IP) and fanned at least one batter in 13 of his 14 games for short-season Single-A Lowell...went 2-0 with a 0.48 ERA (1 ER/18.2 IP) in 7 contests (one start) from July 16-August 19...threw 14.2 scoreless innings from July 21-August 19...went more than 1.0 inning in each of his 13 relief appearances, with 12 outings of 2.0 frames or more...**PERSONAL:** Graduated from the University of North Carolina-Charlotte, going 14-2 with a 1.01 ERA (16 ER/142.2 IP) and 141 K's in 18 starts in 2007...led the NCAA in ERA, tied for the lead in wins and ranked 6th in strikeouts...named the 2007 Atlantic 10 Pitcher of the Year...also named First-Team All-America by Baseball America...led the 49ers in starts, innings and K's in 2006



# MINOR LEAGUE PLAYER BIOS

YEAR	CLUB	W-L	ERA	G	GS	CG	SHO	SV	IP	H	R	ER	HR	HB	BB	SO	WP	BK
2007	Lowell	3-1	2.04	14	1	0	0	1	35.1	32	14	8	3	0	9	37	0	0
2008	Lancaster	7-4	4.43	15	15	0	0	0	81.1	95	42	40	5	3	15	43	4	0
	Portland	0-5	4.00	11	11	0	0	0	63.0	67	30	28	2	1	8	38	1	1
Minor League Totals		10-10	3.81	40	27	0	0	1	179.2	194	86	76	10	4	32	118	5	1

## NAVA, Daniel OF

**BATS:** Switch **THROWS:** Left **HEIGHT:** 5-10 **WEIGHT:** 200

**OPENING DAY AGE:** 26

**BORN:** February 22, 1983, Redwood City, CA **RESIDES:** Redwood City, CA

**ACQUIRED:** Signed as minor league free agent October 2007

**2008:** Spent first season in the Red Sox system and won the California League batting title with Single-A Lancaster...hit .341 (110-for-323) in 85 games to lead all Red Sox minor leaguers...also led Red Sox organization and finished second in the California League with a .424 on-base percentage...paced the California League and finished second in the Red Sox system with a .948 OPS...added career-high 27 doubles, finishing second on the team and tied for 10th in the Red Sox organization...hit 10 home runs and equaled a career-high with 59 RBI...led team, finished fourth among full-season players in the Boston farm chain and finished fifth in the California League with a .523 slugging percentage...set a career-high and finished third on the JetHawks with 110 hits despite two stints on the disabled list...had 37 multi-hit games in 83 starts and had three four-hit games on the season...hit .490 (24-for-49) during a 14-game hit streak from April 27-May 27...had multi-homer games on May 8 (hit two of Lancaster's franchise-record seven) and July 20 (with first career grand slam), both against High Desert...hit .418 (23-for-55) in May, .338 (27-for-80) in June, .347 (34-for-98) in July and .340 (16-for-47) in August/September...hit .404 (38-for-94) with runners in scoring position, including 5-for-9 with the bases loaded...batted .370 (85-for-230) with eight of his 10 home runs against right-handed pitchers...led the JetHawks with seven runs scored in nine post-season games, hitting .257 (9-for-35) with five RBI in the post-season...**2007:** Signed with Chico of the independent Golden Baseball League and earned league Most Valuable Player honors in leading Chico to the league championship...ended the season named as the #1 prospect in independent baseball by Baseball America...led the league with a .371 (95-for-256) average and .475 on-base percentage...also led the league with 13 outfield assists...finished second in the league with a .625 slugging percentage, 38 extra-base hits and 48 walks...placed third in the GBL with 70 runs scored, fourth with 59 RBI and sixth with 12 home runs...was second on the team with 18 stolen bases in 20 attempts...had hit streaks of 19, 13 and 11 games during the season and finished the season with a 23-game on-base streak...signed with Boston in October...

**PERSONAL:** Was not drafted after playing one season at Santa Clara University, where he led the West Coast Conference with a .395 (79-for-200) average, a .495 OBP and a 1.000 fielding percentage in 54 games as a senior in 2006...tied for second in the WCC in triples (4), sixth in walks (31) and stolen bases (15), seventh in hits (79) and tied for eighth in runs scored (47)...hit over .400 in two seasons at the College of San Mateo in 2004-2005.

YEAR	CLUB	AVG	G	AB	R	H	2B	3B	HR	RBI	SH	SF	HP	BB	SO	SB	CS	E
2008	Lancaster	.341	85	323	54	110	27	1	10	59	2	4	7	43	70	4	3	5
Minor League Totals		.341	85	323	54	110	27	1	10	59	2	4	7	43	70	4	3	5

## NAVARRO, Yamaico SS

**BATS:** Right **THROWS:** Right **HEIGHT:** 5-11 **WEIGHT:** 170

**OPENING DAY AGE:** 21

**BORN:** October 31, 1987, San Pedro De Macoris, DR **RESIDES:** San Pedro De Macoris, DR

**ACQUIRED:** Signed by the Red Sox as a non-drafted free agent, 9/23/2005

**2008:** Enters the season ranked as the #10 prospect in the Red Sox organization by Baseball America...2008: Set career-highs in every major category in splitting the season between Single-A Greenville and Single-A Lancaster...combined to hit .304 (154-for-506) with 11 home runs and 77 RBI in 125 games...finished tied for 2nd among Red Sox minor leaguers in hits (154), 4th in games (125), 6th in RBI (77), tied for 6th in triples (6), 8th in average (.304), 9th in runs (79), and tied for 10th in doubles (27)...earned South Atlantic League All-Star honors...played in 83 games with Greenville, finishing second on the team with a .280 (91-for-325) average...tied for the team lead in RBI with 54...reached base in 19 straight games from May 24-June 14, hitting .329 (26-for-79) during the stretch...named South Atlantic League Player of the Week for June 2-8 after hitting .429 (12-for-28) while adding four home runs, two doubles, 10 RBI and 10 runs scored...earned a promotion to Lancaster on July 14 and he hit .348 (63-for-181) in 42 games with four home runs, 23 RBI and 33 runs scored...added a .393 OBP with the JetHawks...hit .395 (32-for-81) during a 18-game hit streak from July 21-August 9...recorded first career five-hit game on August 2 vs Rancho Cucamonga with a career-high three doubles...named Red Sox Minor League Offensive Player of the Month in August after posting a .385 (42-for-109) average in 26 games, with two homers, 15 RBI and 22 runs scored...led Lancaster with 11 hits and 10 runs in nine games during the JetHawks playoff run...hit game-tying RBI single in ninth inning of Game Two in California League semifinal series Lancaster won in 10 innings...drove in the winning run in the eighth inning of Game Five of the California League semifinal series...participated in the Hawaiian Winter Baseball League, hitting .207 (18-for-87) with a home run and 11 RBI in 22 games.

# MINOR LEAGUE PLAYER BIOS

YEAR	CLUB	AVG	G	AB	R	H	2B	3B	HR	RBI	SH	SF	HP	BB	SO	SB	CS	E
2006	DSL Boston	.279	53	201	29	56	13	5	3	37	0	2	0	21	29	5	3	17
2007	Lowell	.289	62	225	36	65	10	1	5	37	1	2	3	22	52	12	6	16
2008	Greenville	.280	83	325	46	91	14	4	7	54	0	4	3	29	73	3	2	12
	Lancaster	.348	42	181	33	63	13	2	4	23	0	1	2	12	30	3	2	9
<b>Minor League Totals</b>		<b>.295</b>	<b>240</b>	<b>932</b>	<b>144</b>	<b>275</b>	<b>50</b>	<b>12</b>	<b>19</b>	<b>151</b>	<b>1</b>	<b>9</b>	<b>8</b>	<b>84</b>	<b>184</b>	<b>23</b>	<b>13</b>	<b>54</b>

## NEGRON, Kristopher INF

**BATS:** Right **THROWS:** Right **HEIGHT:** 6-0 **WEIGHT:** 180

**OPENING DAY AGE:** 23

**BORN:** February 1, 1986, Willingboro, NJ **RESIDES:** Vacaville, CA

**COLLEGE:** Cosumnes River

**ACQUIRED:** Red Sox 11th pick (7th round, 223rd overall) in the 2006 First-Year Player Draft

**2008:** Hit .265 (115-for-434) in 129 games between Single-A Greenville, Double-A Portland and Single-A Lancaster...set career highs with eight home runs, 24 doubles and 46 RBI...ranked second in the Red Sox organization in games played...finished tied for second among Red Sox minor leaguers with a career-high eight triples...finished third in the Red Sox organization while equaling a career-high with 31 stolen bases in 37 attempts...was tenth in the organization with a career-high 73 runs scored...started season in Greenville, hitting .244 (76-for-311) in 92 games during two stints with the Drive...finished second on the team with five triples and 25 stolen bases and third with 50 runs scored...was 1-for-7 in three games with Double-A Portland during a July call-up...finished the season with Single-A Lancaster, hitting .328 (38-for-116) with seven home runs, 18 extra-base hits and 19 RBI in 33 games...stole six bases in August and was named Red Sox Minor League Base Runner of the Month...went 5-for-5 with a pair of home runs and five RBI, all career highs, against Bakersfield on August 22...hit .256 (10-for-39) with two home runs and seven RBI in nine playoff games for Lancaster...hit a walkoff three-run homer in the tenth inning of Game Two of California League semifinal series...combined to hit .289 from June 1 to the end of the season...combined to hit .355 (39-for-110) against left-handed pitchers with a .600 slugging percentage...played 108 games at second base while also playing shortstop, third base and all three outfield positions.

YEAR	CLUB	AVG	G	AB	R	H	2B	3B	HR	RBI	SH	SF	HP	BB	SO	SB	CS	E
2006	GCL Red Sox	.261	41	142	19	37	6	2	2	16	3	0	5	12	20	10	0	11
	Lowell	.393	9	28	8	11	2	1	0	5	2	0	1	4	2	5	1	1
2007	Greenville	.226	112	403	61	91	11	4	3	29	5	0	13	46	97	29	7	15
	Lancaster	.182	3	11	3	2	0	0	0	0	0	0	2	0	2	2	0	1
2008	Greenville	.244	92	311	50	76	15	5	1	27	6	4	10	31	48	25	5	9
	Portland	.143	4	7	0	1	1	0	0	0	1	0	0	1	2	0	0	1
	Lancaster	.328	33	116	23	38	8	3	7	19	1	3	6	5	25	6	1	6
<b>Minor League Totals</b>		<b>.251</b>	<b>294</b>	<b>1018</b>	<b>164</b>	<b>256</b>	<b>43</b>	<b>15</b>	<b>13</b>	<b>96</b>	<b>18</b>	<b>7</b>	<b>37</b>	<b>99</b>	<b>196</b>	<b>77</b>	<b>14</b>	<b>44</b>

## OTNESS, John C

**BATS:** Right **THROWS:** Right **HEIGHT:** 5-11 **WEIGHT:** 200

**OPENING DAY AGE:** 27

**BORN:** September 15, 1981, Lakewood, WA **RESIDES:** Tacoma, WA

**COLLEGE:** University of Washington

**ACQUIRED:** by the Red Sox as a non-drafted free agent, June 18, 2004.

**2008:** Spent second straight season with Double-A Portland, hitting .263 (66-for-251) with two home runs and 33 RBI in 69 games...earned 26 walks while fanning only 32 times...hit safely in first six games of the season after finishing previous season with a 10-game hit streak...combined to hit .413 (26-for-63) during the 16-game streak...had back-to-back three-hit games April 14 and 16...belted first Double-A homer on April 26 vs. Binghamton in first Double-A at-bat batting clean-up...hit .298 (17-for-57) in April...tied Sea Dogs franchise record with two sacrifice flies on May 5 vs. New Hampshire...hit .295 (18-for-61) in June...tied Double-A career-high with four RBI on July 14 at New Britain...went on disabled list on August 8 with a sore knee...activated on August 26, but separated his shoulder in a home plate collision on August 31 and missed the rest of the regular season and the Eastern League playoffs...**2007:** Spent his first season at the Double-A level, playing 65 games at catcher and 5 at first base...hit safely in 8 of 9 games from June 1-25, going 11-for-36 (.306) to raise his season average from .189 to .221 in that time...had a season-high 10-game hit streak from August 22-September 3, batting .400 (16-for-40) with 9 RBI during that span...raised his season average from .194 to .227 in that time, the highest it had been since May 17...**2006:** Was the hardest batter to fan in the Carolina League, striking out once every 11.15 plate appearances...struck out only once over a 19-game stretch from May 16-June 11, including a season-high 10-game streak from May 30-June 11...led Single-A Wilmington and ranked 6th in the league with a .281 (113-for-402) average, including a .329 (26-for-79) mark in the month of July...logged a season-high 12-game hitting streak from July 3-21, batting .354 (17-for-48)...caught a career-high 85 games and spent 6 at first base...played 3 post-season games for the Blue Rocks, batting .200 (2-for-10)...hit .313 (26-for-83) with 2 home runs and 10 RBI in 25 games for the West Oahu CaneFires of the Hawaii Winter Baseball League. **2005:** Earned mid-season SAL South Division All-Star honor and was named the designated hitter on the year-end All-Star team...tied for 2nd in the league with a .331 batting average and finished 9th with a .398 on-base percentage...posted a 16-game hitting streak from May 6-23, batting .492 (30-for-61) with 9 RBI and 10 runs scored. **2004:** Played in just 3 contests for the GCL Red Sox before being sent to Lowell on June 26...reached base via a hit or walk in 31 consecutive games from July 20-August 25, compiling a 19-game hit streak during that time...knocked in 4 runs on 2 hits, a

# MINOR LEAGUE PLAYER BIOS

single and a home run, in a 10-5 win at Brooklyn on July 31...had his best month in August, batting .311 (32-for-103) in 28 games.

YEAR	CLUB	AVG	G	AB	R	H	2B	3B	HR	RBI	SH	SF	HP	BB	SO	SB	CS	E
2004	GCL Red Sox	.400	3	10	2	4	1	0	0	1	0	0	2	1	0	0	0	0
	Lowell	.276	63	232	23	64	12	0	2	29	0	3	7	12	18	5	3	0
2005	Greenville	.331	117	441	59	146	25	0	12	67	0	11	21	35	42	1	1	7
2006	Wilmington	.281	105	402	48	113	24	2	3	45	0	6	9	29	40	1	1	5
2007	Portland	.227	71	251	17	57	10	2	0	24	1	2	4	8	31	1	1	2
2008	Portland	.263	69	251	35	66	14	1	2	33	0	6	10	26	32	0	3	7
Minor League Totals		.284	428	1587	184	450	86	5	18	199	1	28	53	111	163	8	9	27

## PAPELBON, Josh RHP

**BATS:** Right **THROWS:** Right **HEIGHT:** 6-1 **WEIGHT:** 210

**OPENING DAY AGE:** 25

**BORN:** June 24, 1983, Baton Rouge, LA **RESIDES:** Jacksonville, FL

**ACQUIRED:** Red Sox 52nd pick (48th round, 1,443rd overall) in the 2006 First-Year Player Draft.

**2008:** Spent entire season at Single-A Lancaster...made team-high 39 appearances, posting a 4-3 record with one save and a 4.46 ERA (35 ER/70.2 IP)...held opponents to a .245 batting average, including limiting right-handed batters to a .201 (28-for-139) clip...allowed only four of 19 inherited runners to score...struck out 59 batters while walking only 27...did not allow an earned run for 9.1 innings from April 6-19...recorded a 2.63 ERA (8 ER/27.1 IP) over 13 appearances in June and July...earned relief wins in consecutive appearances on July 26 and 30, allowing a run in 8.1 innings...did not allow a run in 10 consecutive innings over three outings from August 9-20...made three appearances in the playoffs for Lancaster, allowing five runs in 3.2 innings...**2007:** Led the South Atlantic League with 62 appearances and 56 games finished, both career highs...finished 3rd in the league and 3rd in the Red Sox system with 18 saves, also a personal best...represented the Drive at the All-Star Game in Rome, GA, retiring the only batter he faced...went 2-0 with 8 saves and a 1.04 ERA (3 ER/26.0 IP) through his first 20 games from April 7-May 25...tossed 17.1 straight scoreless frames in 11 games from April 22-May 19...did not allow an earned run in 16 outings (19.2 IP) through May 25...tied for the league lead with 6 saves in August...went 0-1 with 7 saves and a 0.81 ERA (2 ER/22.1 IP) in his final 18 contests from July 30-September 3, lowering his season ERA from 5.10 to 3.91...**2006:** The submarine-style reliever finished 4th in the Red Sox system and 5th in the New York-Penn League with 13 saves...did not allow an earned run in his first 12 games (14.1) as a pro, and in 23 of his 25 outings overall...recorded 5 saves in 9 games (10.2 IP) in August without surrendering an earned run...fanned 36 batters and walked just 6, an average of 11.2 strikeouts and 1.9 walks per 9 innings...held first batters faced to a .107 (3-for-28) average...**PERSONAL:** Had a school-record 24 saves in 3 years at the University of North Florida...went 4-3 with a 2.81 ERA (13 ER/41.2 IP), tallying team-highs with 8 saves and 29 appearances his junior year in 2006...ranked 2nd among Ospreys relievers with 40 K's...earned second team All-South Atlantic Region honors in 2005 and was selected to the Division II National Baseball Championships All-Tournament team...is the younger brother of Red Sox RHP Jonathan Papelbon and the twin brother of Cubs draftee and college teammate LHP Jeremy Papelbon.

YEAR	CLUB	W-L	ERA	G	GS	CG	SHO	SV	IP	H	R	ER	HR	HB	BB	SO	WP	BK
2006	Lowell	0-2	1.86	25	0	0	0	13	29.0	22	12	6	0	2	6	36	1	1
2007	Greenville	5-8	3.91	62	0	0	0	18	76.0	86	41	33	4	9	21	57	2	0
2008	Lancaster	4-3	4.46	39	0	0	0	1	70.2	66	44	35	6	8	27	59	3	0
Minor League Totals		9-13	3.79	126	27	0	0	32	175.2	174	97	74	10	19	54	152	6	1

## PLACE, Jason OF

**BATS:** Right **THROWS:** Right **HEIGHT:** 6-3 **WEIGHT:** 205

**OPENING DAY AGE:** 20

**BORN:** May 8, 1988, Woodland, CA **RESIDES:** Easley, SC

**ACQUIRED:** Red Sox first pick (first round, 27th overall) in the 2006 First-Year Player Draft.

**2008:** Set career-highs with 88 runs scored, 19 homers and 65 RBI in 114 games at Single-A Lancaster...led the club and tied for 4th in the California League in runs and ranked 2nd on the JetHawks in homers, RBI, hits (119) and games played...ranked 2nd in the league with 147 strikeouts...started the season slowly with a .206 (40-for-194) average in 46 games through May 31...legged out 9 doubles and 3 triples in May and was named the Red Sox Minor League Base Runner for that month...drove in 3 runs in 3 consecutive games vs. Bakersfield from May 16-18...in 23 June games, hit .320 (31-for-97) with 6 homers, 5th-most in the league in that span...went deep in back-to-back games on June 8 and 9, both vs. Visalia...had multiple hits in 6 straight games from June 27-July 3, batting .438 (14-for-32) with 2 doubles, one home run, 3 RBI and 7 runs scored...drove in a season-high 6 runs in an 8-7 loss at Stockton on August 29, with a pair of homers, including a grand slam...also hit a grand slam on June 12 at San Jose...reached base safely in 15 of his last 16 games, including 11 straight from August 10-26...landed on the DL on September 8 and missed the California League playoffs...**2007:** Led Single-A Greenville with 129 games and ranked 3rd with 12 homers...hit .284 (25-for-88) in 25 games from May 18-June 13, raising his season average from .185 to .226...went 1-for-4 with a grand slam, 4 RBI and 2 runs on June 27 vs. Lexington...reached base safely in 13 of 16 games from July 31-August 17, despite batting .234 (15-for-64)...led the South Atlantic League with 160 strikeouts...hit .213 (17-for-80) with 4 homers and 8 RBI for the Honolulu Sharks of the Hawaiian Winter League...**2006:** Hit .292 (33-for-113) in his first pro season, tied for 4th on the Gulf Coast League

# MINOR LEAGUE PLAYER BIOS

Red Sox among players with at least 100 at-bats...reached base safely in 15 of his final 16 games, including a season-high 8-game hit streak from July 24-August 1, during which he hit .370 (10-for-27) with 2 homers and 7 RBI...notched 3 straight multi-hit games from July 13-17, going a combined 6-for-14 with 5 RBI...hit by a pitch on August 4 missed most of the season's final 2 weeks...went 0-for-6 with 2 runs in 2 playoff games for the GCL Red Sox...ranked by Baseball America as the No. 10 prospect in Red Sox system, the No. 4 position player...**PERSONAL:** Rated by Baseball America as the No. 47 overall prospect in the 2006 First-Year Player Draft...hit .463 (165-for-356) with 36 home runs, 124 RBI, 174 runs and 90 steals in 136 career games over 5 seasons for Wren (SC) High School...named the 2006 Gatorade High School Player of the Year and South Carolina Region 1-4A Player of the Year.

YEAR	CLUB	AVG	G	AB	R	H	2B	3B	HR	RBI	SH	SF	HP	BB	SO	SB	CS	E
2006	GCL Red Sox	.292	33	113	14	33	3	1	4	21	0	1	1	17	35	3	3	2
2007	Greenville	.214	129	459	60	98	23	4	12	55	0	2	4	52	160	9	8	9
2008	Lancaster	.246	114	484	88	119	25	4	19	65	0	1	9	44	147	5	5	10
<b>Minor League Totals</b>		<b>.237</b>	<b>276</b>	<b>1056</b>	<b>162</b>	<b>250</b>	<b>51</b>	<b>9</b>	<b>35</b>	<b>141</b>	<b>0</b>	<b>4</b>	<b>14</b>	<b>113</b>	<b>342</b>	<b>17</b>	<b>16</b>	<b>21</b>

## PLUMMER, Jarod RHP

**BATS:** Right **THROWS:** Right **HEIGHT:** 6-5 **WEIGHT:** 200

**OPENING DAY AGE:** 25

**BORN:** January 27, 1984, Dallas, TX **RESIDES:** Garland, TX

**COLLEGE:** South Garland

**ACQUIRED:** Signed by the Red Sox as a minor league free agent, November 2008

**2008:** Spent the entire season with Kansas City's Double-A Northwest Arkansas affiliate, going 4-1 with a 4.19 ERA (27 ER/58.0 IP) in 29 relief outings, 3rd on the club...converted 3 of 5 save opportunities and ranked 3rd on the team in relief innings...ranked 5th among Texas League relievers with both 10.1 strikeouts per 9.0 innings (65 K's) and 2.3 unintentional walks per 9.0 innings...had a 3.21 ERA (5 ER/14.0 IP) over his first 9 appearances and a 2.41 ERA (5 ER/18.2 IP) with 28 strikeouts over his last 9 outings from July 4-August 2...**2007:** Finished 2nd in the Royals farm system with 11 saves, all with Double-A Wichita...also made his Triple-A debut with a 15.00 ERA (5 ER/3.0 IP) at Omaha...led Wichita relievers with 79.0 innings and had a 3.08 ERA (27 ER/79.0IP)...ranked 2nd in opponents batting average (min. 25.0 IP)...earned either a save or win in each of his final 8 save opportunities on the year...struck out a season-high 7 batters in 3.0 innings at Arkansas on August 6...**2006:** Was acquired by the Royals via a March 31 trade...spent most of the season with Single-A High Desert, earning the club's Pitcher of the Year award after leading the Mavericks with 11 wins (3rd in the California League) 39 appearances/6 starts and a 1.17 WHIP (min. 30 IP)...saved 10 games, 2nd on the team...recorded 10.8 strikeouts per 9.0 innings and had a 5.7 strikeout-to-walk ratio (114 K/20 BB)...had a 7.71 ERA (2 ER/2.1 IP) in 3 playoff games...had a 2.31 ERA (6 ER/23.1 IP) for Hawaii Winter Baseball's West Oahu club...**2005:** Spent the majority of the season split between Single-A Vero Beach and Single-A Columbus...also started one game for the Gulf Coast League Dodgers...combined for a 4-3 record and a 3.87 ERA (36 ER/83.2 IP) in his last season in the Dodgers organization...**2004:** Made 15 starts split between Single-A Columbus and Single-A Vero Beach, combining to go 6-5 with a 3.49 ERA (33 ER/85.0 IP)...began the year with 4 starts at Columbus, going 2-1 with a 2.45 ERA (6 ER/22.0 IP) before being promoted to Vero Beach on April 28...was limited to 11 starts with Vero Beach due to 2 separate stints on the DL and went 4-4 with a 3.86 ERA (27 ER/63.0 IP)...**2003:** Began the year on the DL and made 2 rehab starts for the GCL Dodgers before being reinstated to South Georgia on July 29...went 1-2 with 2 saves in 9 games the rest of the way...**2002:** Made his professional debut with the GCL Dodgers, making 16 appearances/2 starts with a 2.94 ERA (11 ER/33.2 IP) and 41 strikeouts...also pitched in one game at short-season Single-A Great Falls...**PERSONAL:** Graduated from South Garland (TX) High School...selected by the Dodgers in the 26th round of the 2002 First-Year Player Draft.

YEAR	CLUB	W-L	ERA	G	GS	CG	SHO	SV	IP	H	R	ER	HR	HB	BB	SO	WP	BK
2002	GCL Dodgers	2-2	2.94	16	2	0	0	0	33.2	28	17	11	0	2	7	41	2	1
	Graet Falls	1-0	0.00	1	0	0	0	0	2.0	1	0	0	0	0	1	1	0	0
2003	GCL Dodgers	0-0	2.25	2	0	0	0	0	4.0	3	2	1	0	0	1	4	1	1
	Sth Georgia	1-2	4.34	9	0	0	0	2	18.2	12	10	9	2	1	10	21	1	1
2004	Columbus	2-1	2.45	4	4	0	0	0	22.0	13	8	6	4	3	5	23	0	0
	Vero Beach	4-4	3.86	11	11	0	0	0	63.0	65	29	27	8	3	14	49	1	0
2005	Vero Beach	1-1	3.20	9	1	0	0	0	25.1	22	9	9	2	7	23	0	1	1
	GCL Dodgers	0-0	4.50	1	1	0	0	0	4.0	4	2	2	0	0	0	2	1	0
	Columbus	3-2	4.14	9	8	0	0	0	54.1	52	27	25	5	4	6	49	2	0
2006	High Desert	11-5	4.05	39	6	0	0	10	95.2	92	50	43	11	6	20	114	1	0
	Wichita	1-0	0.00	1	0	0	0	0	2.0	1	0	0	0	0	2	3	0	0
2007	Wichita	5-6	3.08	44	0	0	0	11	79.0	65	32	27	13	1	16	90	2	1
	Omaha	0-0	15.002	0	0	0	0	0	3.0	5	5	5	2	0	2	1	1	0
2008	Nw Arkansas	4-1	4.19	29	0	0	0	3	58.0	57	27	27	12	1	15	65	0	0
<b>Minor League Totals</b>		<b>35-24</b>	<b>3.72</b>	<b>177</b>	<b>35</b>	<b>0</b>	<b>0</b>	<b>26</b>	<b>464.2</b>	<b>420</b>	<b>218</b>	<b>192</b>	<b>58</b>	<b>23</b>	<b>106</b>	<b>486</b>	<b>12</b>	<b>5</b>

# MINOR LEAGUE PLAYER BIOS

## REDDICK, Josh OF

**BATS:** Left **THROWS:** Right **HEIGHT:** 6-2 **WEIGHT:** 180

**OPENING DAY AGE:** 22

**BORN:** February 19, 1987, Savannah, GA **RESIDES:** Guyton, GA

**ACQUIRED:** Red Sox 21st pick (17th round, 523rd overall) in the 2006 First-Year Player Draft.

**2008:** Ranks as the No. 5 prospect and the No. 3 position player in Boston's farm system according to Baseball America...Also ranked as having the system's best outfield arm...Climbed from Single-A Greenville to Single-A Lancaster and Double-A Portland as a 21-year-old, combining to lead the Red Sox farm system with 91 RBI... Ranked 4th among Sox farmhands with 23 homers and 6th with a .311 average (150-for-482)...Played majority of the year (76 games) with Lancaster and was named to the California League's post-season All-Star team. Began the season at Greenville and batted .340 (18-for-53) with hits in 12 of 14 games...Was promoted to Lancaster on April 23... Named Boston's Minor League Baserunner of the Month for June after collecting 11 extra-base hits and going 2-for-2 in steal attempts. Was leading the JetHawks in homers (17), RBI (57) and stolen bases (9) when transferred to Portland on July 21...At that time, ranked among California League leaders in batting (3rd), triples (2nd, 8) and slugging (2nd, .593)...Hit .214 (25-for-117) with 6 homers in 34 games for Portland... Homered in 3 consecutive games from August 13-16...Went 1-for-11 in 3 playoff games...Following the season, hit .189 (18-for-95) with 5 homers in 23 games for Scottsdale of the Arizona Fall League...**2007:** Finished 7th in the Red Sox farm system with a .305 (113-for-370) average...ranked T-1st on Single-A Greenville with 6 triples and 2nd with 18 homers and 72 RBI...reached base safely in 31 of his first 35 games from May 20-June 29, batting .348 (46-for-132) in that time, including a season-high 14-game hitting streak from May 29-June 12 during which he hit went 20-for-56 (.357).batted .351 (34-for-97) in June, 10th best in the South Atlantic League...also named the Red Sox Minor League Base Runner of the Month for June, going 3-for-3 in his steal attempts while legging out 10 extra-base hits...batted .368 (21-for-57) during a 16-game on-base streak from July 14-30, with hits in 15 of those contests including 10 straight from July 14-23, during which he went 14-for-35 (.400)...tied a franchise mark with 6 RBI on June 23 vs. Savannah, going 2-for-4 with 2 homers...named the Red Sox Minor League Defensive Player of the Month for July, making one error in 29 games in the outfield...had another 10-game hitting streak from August 8-18, going 15-for-40 (.375)...hit .370 (17-for-46) with runners in scoring position and 2 outs with the Drive...promoted to Double-A Portland on September 4 and went 0-for-5 in 3 post-season games for the Sea Dogs...named the No. 10 prospect in the Red Sox system, the No. 6 position player, by *Baseball America*...**PERSONAL:** Hit .461 with 57 runs, 7 homers and 33 RBI as a freshman for Middle Georgia College in 2006 and was named the Region XVII Junior College Player of the Year.

YEAR	CLUB	AVG	G	AB	R	H	2B	3B	HR	RBI	SH	SF	HP	BB	SO	SB	CS	E
2007	Greenville	.306	94	369	60	113	17	6	18	72	0	5	3	26	51	8	5	7
	Portland	.000	1	1	0	0	0	0	0	0	0	0	0	0	0	0	0	0
2008	Greenville	.340	14	53	7	18	4	2	0	9	0	0	0	5	8	2	1	1
	Lancaster	.343	76	312	60	107	11	8	17	57	0	2	0	17	49	9	1	4
	Portland	.214	34	117	22	25	4	2	6	25	1	1	1	12	25	3	1	3
Minor League Totals		.309	219	852	149	263	36	18	41	163	1	8	4	60	133	22	8	15

## RHOADES, Chad RHP

**BATS:** Right **THROWS:** Right **HEIGHT:** 5-10 **WEIGHT:** 175

**OPENING DAY AGE:** 26

**BORN:** March 10, 1983, Bowie, TX **RESIDES:** Bowie, TX

**COLLEGE:** Oklahoma Baptist University

**ACQUIRED:** Signed by the Red Sox as a non-drafted free agent May 23, 2006.

**2008:** Combined for a 4.81 ERA (36 ER/67.1 IP) in 41 relief appearances at Double-A Portland and 4 games at short-season Single-A Lowell on rehab...led the Sea Dogs with 8 holds and ranked 2nd on the club with 41 relief appearances and 61.1 relief innings...ranked T4th on the club in saves, converting 2-of-4 opportunities, and T5th with 5 wins...did not allow an earned run over his first 4 outings from April 5-14 (7.1 IP)...had a 1.88 ERA (6 ER/28.2 IP) over his first 17 games before giving up 6 runs in 0.2 innings vs. Binghamton on May 29, his first multi-run outing of the season...excluding that appearance drops his season ERA with Portland from 5.14 ERA (35 ER/61.1 IP) to 4.37 (29 ER/59.2 IP)...landed on the DL from June 18-August 16 and posted a 1.50 ERA (1 ER/6.0 IP) with 11 strikeouts over 4 rehab games/one start with the Spinners from August 2-10...went 2-0 with a 4.00 ERA (4 ER/9.0 IP) with 5 scoreless appearances over his last 7 of the season after returning to Portland on August 16...**2007:** Led the California League with 40 games finished and tied for the lead with 16 saves, 4th best in the Red Sox system...also ranked T-5th in the league with 49 appearances...had 6 saves and a 2.37 ERA (5 ER/19.0 IP) over 13 games from May 3-June 13...missed from May 26-June 2 on the DL with a hamstring strain...held opponents scoreless and recorded saves in 4 straight appearances (6.2 IP) from June 4-13...went 1-0 with 5 saves and a 1.47 ERA (3 ER/18.1 IP) in 14 games from July 18-August 29...ranked T-3rd in the league with 5 saves in August, posting a 1.38 ERA (2 ER/13.0 IP) in that time...struck out at least one batter in 35 of his 49 appearances...earned a win in Game One of the Southern Division Finals vs. Lake Elsinore and went 1-0 with a 6.75 ERA (2 ER/2.2 IP) in 2 playoff games for the JetHawks...**2006:** Began the season with the Gulf Coast League Red Sox where he made 4 scoreless relief appearances (5.0 IP) before earning a transfer to Single-A Greenville in late June...allowed one earned run or less in 14 of his 17 outings with the Drive...in his 2 stops he combined to hold lefthanders to a .175 (11-for-63) average while righties hit .316 (30-for-95) against him...fanned at least one batter 20 of his 21 outings on the season...attended Oklahoma Baptist University.



# MINOR LEAGUE PLAYER BIOS

YEAR	CLUB	W-L	ERA	G	GS	CG	SHO	SV	IP	H	R	ER	HR	HB	BB	SO	WP	BK
2006	GCL Red Sox	0-0	0.00	4	0	0	0	0	5.0	2	0	0	0	0	2	5	0	0
	Greenville	1-4	3.13	17	0	0	0	0	37.1	39	19	13	2	1	11	24	2	0
2007	Lancaster	3-2	4.34	49	0	0	0	16	64.1	75	38	31	7	1	23	63	6	2
2008	Lowell	0-0	1.50	4	1	0	0	0	6.0	5	1	1	0	0	2	11	0	1
	Portland	5-3	5.14	41	0	0	0	2	61.1	71	38	35	6	3	28	65	6	2
<b>Minor League Totals</b>		<b>9-9</b>	<b>4.14</b>	<b>115</b>	<b>1</b>	<b>0</b>	<b>0</b>	<b>28</b>	<b>174</b>	<b>192</b>	<b>96</b>	<b>80</b>	<b>15</b>	<b>5</b>	<b>66</b>	<b>168</b>	<b>14</b>	<b>5</b>

## RICHARDSON, Dustin LHP

**BATS:** Left **THROWS:** Left **HEIGHT:** 6-5 **WEIGHT:** 195

**OPENING DAY AGE:** 25

**BORN:** January 1, 1984, Newton, KS **RESIDES:** Newton, KS

**COLLEGE:** Texas Tech University

**ACQUIRED:** Red Sox 9th pick (5th round, 163rd overall) in the 2006 First-Year Player Draft.

**2008:** Makes the switch from starter to reliever in 2009. Played the bulk of the 2008 season at Double-A Portland and struggled to a 7-10 record with a 6.33 ERA (75 ER/106.2 IP) in 22 starts... Struck out 10 in his Double-A debut on April 7 at Connecticut and won each of his first 3 games of the year with a 2.18 ERA (4 ER/17.0 IP), 20 strikeouts and 8 hits allowed in that span...Began the year with 29.0 homerless frames before giving up a 5th inning shot at Trenton on May 4...Fanned 6 or more in 10 starts, including each of his last 4 outings, going 1-3 despite a 3.47 ERA (9 ER/23.1 IP) during that time...Set a career-high with 7.0 innings and matched a career-high with 11 strikeouts in his last Double-A appearance of the year, a loss to New Hampshire on Sept. 1. Makes the switch from starter to reliever in 2009. Played the bulk of the 2008 season at Double-A Portland and struggled to a 7-10 record with a 6.33 ERA (75 ER/106.2 IP) in 22 starts... Struck out 10 in his Double-A debut on April 7 at Connecticut and won each of his first 3 games of the year with a 2.18 ERA (4 ER/17.0 IP), 20 strikeouts and 8 hits allowed in that span...Began the year with 29.0 homerless frames before giving up a 5th inning shot at Trenton on May 4...Fanned 6 or more in 10 starts, including each of his last 4 outings, going 1-3 despite a 3.47 ERA (9 ER/23.1 IP) during that time...Set a career-high with 7.0 innings and matched a career-high with 11 strikeouts in his last Double-A appearance of the year, a loss to New Hampshire on Sept. 1...Fanned 114 Double-A batters for an average of 9.6 K's per 9.0 innings...Landed on the DL from June 16-July 12 with shoulder tendonitis and made 2 rehab appearances with short-season Single-A Lowell...Following the season, ranked 8th among Hawaii Winter Baseball qualifiers with a 2.41 ERA (5 ER/18.2 IP) over 12 relief outings for the North Shore Honu...Led club relievers with 26 K's, including at least one whiff in each appearance...**2007:** Finished 4th in the Red Sox system with a 3.23 ERA (44 ER/122.2 IP) and T-5th with 123 strikeouts, both career highs...began the year with Single-A Greenville where he led the team with 21 starts and ranked 2nd with 98 K's...went 1-3 despite a 1.82 ERA (5 ER/24.2 IP) in his first 5 games from April 7-28...posted a 3-0 record and a 3.09 ERA (15 ER/43.2 IP) in 9 starts from June 7-July 22...missed from June 23-August 1 on the DL with an elbow strain...promoted to Single-A Lancaster on August 12 and won each of his 4 starts from August 14-30, allowing 3 earned runs or less in 5.0 innings or more in each contest...named the Red Sox Minor League Pitcher of the Month for August / September after going 4-2 with a 2.87 ERA (10 ER/31.1 IP) in 6 starts between Greenville and Lancaster...went 7-2 with a 3.00 ERA (25 ER/75.0 IP) in his final 15 starts from June 7-August 30...averaged 9.0 strikeouts per 9.0 innings (123 K's/122.2 IP) overall...took a no-decision in Game 2 of the Southern Division Finals vs. Lake Elsinore, allowing 4 runs (one earned) on 5 hits and a walk while fanning 2 over 5.0 innings...participated in the 2008 Red Sox Rookie Development Program...**2006:** Reported to short-season Single-A Lowell after signing with the Red Sox on June 7...tied for 3rd on the club with 4 wins, all in relief...won back-to-back outings, July 22 and 27, combining to give up 2 runs (both earned) and fan 4 in 7.0 innings...did not allow a run in 5 of his final 6 outings from August 11-September 7, including a 4 game stretch (11.1 IP) to end the season...recorded at least one strikeout in all but one of his 16 games...went 4-2 with one save and posted a 4.17 ERA for Texas Tech University in 2006, his senior year.

YEAR	CLUB	W-L	ERA	G	GS	CG	SHO	SV	IP	H	R	ER	HR	HB	BB	SO	WP	BK
2006	Lowell	4-1	3.18	16	1	0	0	2	39.2	28	16	14	2	3	13	44	2	0
2007	Greenville	5-7	3.34	21	21	0	0	0	99.2	86	46	37	4	6	47	98	4	1
	Lancaster	4-0	2.74	4	4	0	0	0	23.0	14	8	7	1	1	5	25	0	0
2008	Lowell	0-1	9.00	2	2	0	0	0	5.0	8	5	5	2	1	2	4	2	0
	Portland	7-10	6.33	22	22	0	0	0	106.2	108	76	75	17	5	51	114	0	0
<b>Minor League Totals</b>		<b>20-19</b>	<b>4.53</b>	<b>65</b>	<b>50</b>	<b>0</b>	<b>0</b>	<b>2</b>	<b>274.0</b>	<b>244</b>	<b>151</b>	<b>138</b>	<b>26</b>	<b>26</b>	<b>117</b>	<b>285</b>	<b>8</b>	<b>1</b>

## STANLEY, Jered OF

**BATS:** Right **THROWS:** Right **HEIGHT:** 6-3 **WEIGHT:** 220

**OPENING DAY AGE:** 24

**BORN:** September 18, 1984, Hopewell, VA **RESIDES:** Hopewell, VA

**ACQUIRED:** Signed by the Red Sox as a non-drafted free agent, 8/15/2007

**2008:** Played most of the season with Single-A Greenville but appeared in 8 games over 2 stints at Double-A Portland...began the year with Portland after being assigned to the Sea Dogs on May 10 and went 2-for-14 (.143) in 5 games...transferred to Greenville on May 24 and appeared in 77 games, leading the club in 17 home runs and tying with INF Yamaico Navarro for the club lead in RBI (54)...ranked 8th in the South Atlantic League in homers...also led Greenville with a .519 slugging percentage and a .872 OPS (min. 75 at-bats)...homered in



# MINOR LEAGUE PLAYER BIOS

Greenville debut vs. Savannah on May 24 and went deep twice more the next day vs. Savannah...also homered twice on June 21 vs. Hickory, going 4-for-4 with 2 doubles, 2 homers, 3 runs scored and 3 RBI...drove in a career-high 6 runs at Columbus on July 26 with a pair of 3-run shots...hit safely in a season-high 7 games from May 30-June 5, batting .385 (10-for-26)...promoted to Portland again on August 27 and went 1-for-9 (.111) in 3 games for the Sea Dogs to finish his season, his only hit in that stretch a 3-run homer on August 29 vs. New Hampshire...combined to play 59 games in the outfield, 19 at DH and one at first base...**2007:** Began his first season as a pro with the Gulf Coast League Red Sox where he went 7-for-17 (.412) over a 5-game stretch from August 20-25 with homers in each of the last 2 games of that run...earned an August 31 promotion to short-season Single-A Lowell where he went 1-for-17 in 5 games...hit .438 (98-for-224) with 26 homers, 88 RBI, 77 runs and 13 steals in 59 games for Tennessee Wesleyan and was named the NAIA Player of the Year in 2007.

YEAR	CLUB	AVG	G	AB	R	H	2B	3B	HR	RBI	SH	SF	HP	BB	SO	SB	CS	E
2007	GCL Red Sox	.304	8	23	4	7	3	0	2	9	0	1	0	3	7	0	0	0
	Lowell	.059	5	17	1	1	0	0	0	0	0	0	0	0	7	0	0	0
2008	Portland	.130	8	23	3	3	0	0	1	3	0	0	0	3	11	0	0	0
	Greenville	.270	77	285	39	77	16	2	17	54	0	1	9	28	97	3	0	4
Minor League Totals		.253	98	348	47	88	19	2	20	66	0	2	9	34	122	3	0	4

## STILL, Jonathan C

**BATS:** Right **THROWS:** Right **HEIGHT:** 6-2 **WEIGHT:** 210

**OPENING DAY AGE:** 24

**BORN:** November 16, 1984, Jackson, MS **RESIDES:** Madison, MS

**ACQUIRED:** Red Sox 8th pick (4th round, 133rd overall) in the 2006 First-Year Player Draft.

**2008:** Played the entire season with Single-A Lancaster and was one of 3 JetHawks named to the California League's mid-season All-Star team...paced the club with 122 games played, 121 hits, 30 doubles, 22 home runs, 83 RBI, 65 walks and 7 sac flies...ranked 2nd among Sox farmhands in RBI and T3rd in the league in home runs...began the season with multiple hits in 8 of his first 16 games, batting .333 (22-for-66) with 5 doubles, 5 homers and 15 RBI from April 3-19...crushed 4 home runs over his first 4 games, including 2 on April 6 at High Desert...went deep twice vs. Bakersfield on May 19, collecting 6 RBI, setting a career high...drove in 6 again on June 29 vs. Inland Empire, going 3-for-3 with 2 walks and falling a triple shy of the cycle...reached base safely in 24 consecutive games from May 22-June 26...earned Red Sox Minor League Offensive Player of the Month for July (shared with OF Ryan Kalish) after batting .337 (33-for-98) with 5 homers and 23 RBI in 25 games...hit safely in a season-high 11 straight games from July 13-24, batting .395 (17-for-43)...homered in 3 consecutive games from July 19-21...caught 69 regular season games for the JetHawks, throwing out 12-of-88 attempted base-stealers (.136)...also appeared in 11 games at first base and 42 games at DH...went 8-for-37 (.216) with one homer, appearing in all 9 of Lancaster's playoff games...walked 5 times and ranked 4th among California League playoff leaders with 10 RBI...**2007:** Finished 3rd in the Red Sox system with 25 homers and T-4th with 98 RBI between Single-A Greenville and Single-A Lancaster...led the South Atlantic League with 87 walks and a .432 on-base pct., both Drive team records...also ranked 2nd in the league with 1/17.14 home run to at-bat ratio, 3rd with a franchise-high .542 slugging pct, and T-8th with 21 homers, tying the club mark...reached base safely in 93 of his 102 games with the Drive...had a 28-game on-base streak from April 8-May 20, during which he hit .306 (33-for-108)...missed from April 23-30 on the DL with hamstring strain...named the Red Sox Minor League Offensive Player of the Month and given the club's Quality Plate Appearances Award for June when he hit .337 (28-for-83) with 27 RBI and a league-high 9 homers...posted the 2nd longest on-base streak in franchise history, a 34-game run from June 9-July 18, during which he hit .342 (40-for-117)...named the South Atlantic League Player of the Week for June 11-17, going 9-for-25 (.360) with 4 homers and 10 RBI...went deep 5 times over a 5 game stretch from June 14-21...logged a season-high 10-game hitting streak from July 6-16, going 15-for-35 (.429)...named the league's Player of the Week for a 2nd time for July 9-15, during which he went 10-for-18 (.555) with 4 doubles, a homer and 8 runs...posted a 14-game on-base streak from July 25-August 9, batting .326 (15-for-46)...given the organization's Minor League Quality Plate Appearances Award again in July after batting .316 (30-for-95) with 31 walks over that span...earned a promotion to Lancaster on August 10 and went 2-for-3 with a homer and a season-high 5 RBI in his 2nd game with the JetHawks on August 11 at High Desert...reached base safely in each of his final 10 games with the JetHawks from August 23-September 3, going 12-for-37 (.324)...belted the JetHawks 204th long ball of the season on August 26 vs. Stockton, breaking the league's single-season team home run mark...went 2-for-13 (.153) in 4 playoff games for the JetHawks...hit .146 (12-for-82) for the Mesa Solar Sox of the Arizona Fall League...**2006:** Signed with Boston on June 11 and reported to short-season Single-A Lowell...reached base safely in a season-high 9 straight games from August 14-23 with a hit in 8 of those contests...recorded 4 straight multi-hit games from August 28-September 3, batting .471 (8-for-17) with 4 RBI over that span...caught 26 games for Lowell and spent the other 36 at DH...**PERSONAL:** Named to the All-ACC Academic Baseball Team after hitting .350 (75-for-214) with 58 runs scored, 8 homers, 58 RBI and a .443 on-base pct. for North Carolina State University in 2006, his junior year.

YEAR	CLUB	AVG	G	AB	R	H	2B	3B	HR	RBI	SH	SF	HP	BB	SO	SB	CS	E
2006	Lowell	.220	62	232	23	51	9	1	2	27	2	4	2	26	41	0	0	2
2007	Greenville	.292	102	360	71	105	25	1	21	79	0	3	4	87	85	2	0	7
	Lancaster	.288	22	80	19	23	4	0	4	19	0	3	2	18	18	0	1	3
2008	Lancaster	.265	122	456	82	121	30	3	22	83	0	7	9	65	111	0	0	11
Minor League Totals		.266	308	1128	195	300	68	5	49	208	2	17	17	196	255	2	1	23

# MINOR LEAGUE PLAYER BIOS

## SUAREZ, Iggy SS

**BATS:** Right **THROWS:** Left **HEIGHT:** 5-11 **WEIGHT:** 165

**OPENING DAY AGE:** 27 (Turns 28 May 3)

**BORN:** May 3, 1981, New York, NY **RESIDES:** Miami, FL

**COLLEGE:** Southwest Texas State University

**ACQUIRED:** Red Sox 26th pick (24th round, 714th overall) in the 2003 First-Year Player Draft.

**2008:** Set career-highs with 5 home runs, 50 RBI and 124 games played spending the entire season at Double-A Portland...went deep twice vs. New Hampshire on May 6, tallying 4 RBI...drove in a season-high 5 runs with 3 doubles and a single in Portland's 15-10 win at New Hampshire on May 30...made 5 errors in 27 games at shortstop in May and was named Boston's Minor League Defensive Player for that month...reached base safely in a season-high 12 straight games from May 29-June 11, batting .357 (15-for-42) with 7 doubles, one homer and 9 RBI...overall, played 94 games at shortstop, 19 at second base, 9 at third base and 4 in rightfield, his first career outfield experience...hit .405 (15-for-37) in 10 games from June 14-25 with multiple hits in 5 of those...hit .247 (24-for-97) for Leones de Ponce of the Puerto Rico Baseball League...**2007:** Began the year with Single-A Lancaster, where he reached base safely in each of his 18 games from April 5-24 to finish 3rd in the California League with a .379 (25-for-66) average that month...hit safely in each of his first 9 games from April 5-12, going 12-for-32 (.375)...promoted to Double-A Portland on April 26 and finished the month with a .356 (26-for-73) average between the 2 stops to earn the Red Sox Minor League Quality Plate Appearances Award...also named the organization's Minor League Defensive Player of the Month for April...hit .303 (10-for-33) during a 10-game span with the Sea Dogs from May 15-26...reached base safely in 19 straight contests from July 28-August 19, batting .352 (25-for-71), including a season-high 12-game hitting streak from August 2-15 during which he went 20-for-47 (.426)...**2006:** Scored 50 runs, 3rd best on Single-A Wilmington...recorded at least one run in 7 straight games from July 14-24 (8 runs total)...doubled his previous career high with 4 home runs...hit .306 (63-for-206) against right-handers and .197 (24-for-122) against lefties during his time with the Blue Rocks...earned his first experience at the Double-A level with a promotion to Portland on August 3...recorded a hit in 3 of his 8 games with the Sea Dogs before returning to the Wilmington on August 18...played a total of 56 games at shortstop, 33 at second base and 6 at third...went 1-for-2 with a walk in his only post-season game for the Blue Rocks...**2005:** Played exclusively at shortstop for the first time in his career, appearing in 115 games at that position for the Blue Rocks...belted a career-high 20 doubles...**2004:** Opened the season with Augusta...on May 14, drove in 4 runs and scored twice in a 13-inning win over Lexington...collected 4 hits, including a triple and home run, scored 3 times and drove in 3 runs May 28 vs. Rome...promoted to Single-A Sarasota on May 31...went 4-for-4 vs. Lakeland on July 17...batted .300 (51-for-170) at home...participated in Fall Instructional League...**2003:** Spent the year with short-season Single-A Lowell...Stole bases in 4 consecutive games, July 18-22...on August 13, drove in the deciding run in the top of the 13th to beat Hudson Valley, 3-2...participated in Fall Instructional League...**PERSONAL:** Attended Southwest Texas State University...played for Wareham in Cape Cod Baseball League.

YEAR	CLUB	AVG	G	AB	R	H	2B	3B	HR	RBI	SH	SF	HP	BB	SO	SB	CS	E
2003	Lowell	.222	58	207	32	46	13	0	0	19	2	2	1	32	43	12	4	12
2004	Augusta	.270	38	141	28	38	6	2	1	15	0	1	3	21	29	7	1	0
	Sarasota	.257	82	307	42	79	10	3	1	23	3	0	3	31	51	12	4	0
2005	Wilmington	.233	116	403	38	94	20	1	0	38	5	2	2	29	73	9	6	32
2006	Wilmington	.265	94	328	50	87	17	3	4	36	4	5	2	28	70	7	6	14
	Portland	.130	8	23	4	3	0	0	0	1	0	0	0	3	5	0	0	3
2007	Lancaster	.379	18	66	15	25	8	1	0	15	0	1	0	13	17	0	1	3
	Portland	.253	105	352	53	89	17	2	4	33	2	1	2	36	89	7	1	14
2008	Portland	.242	124	445	57	107	23	0	5	50	2	2	1	41	88	15	5	19
<b>Minor League Totals</b>		<b>.250</b>	<b>643</b>	<b>2269</b>	<b>319</b>	<b>568</b>	<b>114</b>	<b>12</b>	<b>15</b>	<b>2320</b>	<b>28</b>	<b>14</b>	<b>14</b>	<b>234</b>	<b>465</b>	<b>69</b>	<b>28</b>	<b>97</b>

## TAZAWA, Junichi RHP

**BATS:** Right **THROWS:** Right **HEIGHT:** 6-0 **WEIGHT:** 175

**OPENING DAY AGE:** 22 (Turns 23 June 6)

**BORN:** June 6, 1986, Yokohama, Japan **RESIDES:** Yokohama, Japan

**ACQUIRED:** Signed by Red Sox as International Free Agent December 11, 2008

Signed a 3-year major league contract extending through the 2011 season with the Red Sox on December 11, 2008...The 22-year-old joins the organization after a 4-year amateur career with the Nippon Oil ENEOS of the Japan Industrial League, during which he went 14-3 with 11 saves and a 1.99 ERA (39 ER/176.2 IP) in 53 games/13 starts...Named the No. 7 prospect, the No. 5 pitcher in the Red Sox organization by Baseball America. **2008:** Went 13-1 with 5 saves and a 0.80 ERA (10 ER/113.0 IP) in 21 games/11 starts in 2008...Struck out 114 batters and walked just 15 over 113.0 frames, an average of 9.1 K's per 9 innings...Established amateur career highs in nearly every category, including games, starts, complete games (6), shutouts (4), innings and strikeouts. Led the ENEOS to the semifinals of the league's corporate championship in November...Faced 3 batters over the minimum, allowing 5 hits with 2 walks and 4 K's over 9.0 scoreless innings in his first start of the tournament...In his last start of the competition, a quarterfinals match-up in Osaka on the 21st, allowed 4 hits and fanned 10 in a complete-game shutout...In September, helped Nippon Oil win the 32-team Intercity Baseball Tournament for the first time in 13 years...Appeared in all 5 of the ENEOS' games from September 1-9, and earned the event's Most Valuable Player award going 4-0 with one save and a 1.27 ERA...Tossed 8.0 innings or more with double-digit strikeouts in each of his first 2 tournament appearances, including a complete-game, 5-hit effort on September 4...

# MINOR LEAGUE PLAYER BIOS

Had 10 or more K's on 4 occasions in 2008, and earned the MVP honors in the Sports Nippon Tournament after a career-high 18-strikeout performance in a quarterfinals start on March 23...**2007:** Went 1-1 with a career-high 6 saves and a 3.91 ERA (20 ER/46.0IP) in 20 games/2 starts...Struck out 46 and walked 11 in 46.0 innings...Surrendered just one home run all season...Issued just 2 earned runs in his first 8 games, a span of 12.1 innings from March 24-May 5...Tossed a season-high 5.0 innings in a start on September 18, allowing one earned run on 8 hits while fanning 3...Gave up runs in 6 of his 20 appearances overall...**2006:** Did not record a decision over 5 relief outings, posting a 7.45 ERA (8 ER/9.2 IP)...Struck out 7 and walked one...Surrendered 14 hits including one home run...**2005:** Was 0-1 with a 1.13 ERA (1 ER/8.0 IP) in 7 games out of the bullpen in his first year with the ENEOS...Struck out 7 and walked 4...**PERSONAL:** Graduated high school from the Yokohama College of Commerce and was a member of the 2003 team that played in the Koshien Tournament, though he did not appear in a game.

## WAGNER, Mark C

**BATS:** Right **THROWS:** Right **HEIGHT:** 6-1 **WEIGHT:** 205

**OPENING DAY AGE:** 24 (Turns 25 June 11)

**BORN:** June 11, 1984, Long Beach, CA **RESIDES:** Lakewood, CA

**ACQUIRED:** Red Sox 12th pick (9th round, 288th overall) in the 2005 First-Year Player Draft.

**2008:** Spent the season with the Portland Sea Dogs, his first experience at the Double-A level...Hit .219 (75-for-342) with 10 home runs and 48 RBI in 94 games, all but 10 of which came at catcher. Led all qualifying Double-A catchers with a .997 fielding percentage and ranked 2nd in the Eastern League throwing out 42 percent of attempted base stealers...Rated in Baseball America's annual "Best Tools" survey as the best defensive catcher in the Red Sox farm system. Hit safely in 15 of his first 20 games of the season from April 3-May 7, batting .320 (24-for-75) with 2 home runs and 13 RBI...Recorded a season-high 8-game hitting streak from May 20-29, during which he went 11-for-32 (.344)...Reached base safely in 18 straight contests from July 6-August 6, batting .254 (16-for-63) with 10 walks during that stretch. Collected a season-high 5 RBI on May 7 vs. New Hampshire, going 3-for-4 with a home run, a double, 2 runs and a walk...Went deep in 2 straight games, May 21-23...Homed twice from the clean-up spot on June 19 vs. New Britain...Went 1-for-11 (.167) in 3 post-season games for the Sea Dogs. Played for the Scottsdale Scorpions of the Arizona Fall League batting .288 (17-for-59) with 4 home runs and 8 RBI in 18 games, all behind the plate...Went just 1-for-11 (.091) through his first 4 games before batting .333 (16-for-48) over his final 14 contests...**2007:** Finished 5th in the Red Sox farm system, the California League and among all minor league catchers with a career-high .318 (117-for-368) average...was the hardest player in the league to strike out (1 K/9.37 AB) and finished 5th with 35 doubles...had more walks (55) than K's (46) for the first time in his career...threw out .347 (50 CS/144 ATT) of attempted base stealers, the highest percentage in the league...also ranked 3rd in the league among catchers with at least 500 total chances with a .993 fielding pct...began the year with a season-high 12-game hitting streak from April 5-23, during which he hit .380 (19-for-50)...batted .338 (22-for-65) overall in the month of April, 7th best in the California League...reached base safely in 31 of his first 34 games through May 29, batting .301 (41-for-136) in that time...tallied an 11-game hitting streak from June 6-25, going 16-for-39 (.410)...hit .433 (26-for-60) in the month of August and ranked 4th in the league with 22 RBI in that time...posted 6 games with 4 or more RBI including 2 6-RBI performances, first on May 10 and again on July 24, both vs. High Desert...went 7-for-18 (.389) with the bases loaded...**2006:** Finished 2nd on Single-A Greenville and 6th in the South Atlantic League with a .301 (107-for-355) average...tied for 7th in the league with a .386 on-base percentage and a team-leading 32 doubles...represented Greenville on the Southern Division squad at the South Atlantic League All-Star Game on June 20 in Eastlake, OH...named the Red Sox Minor League Offensive Player of the Month for the month of May when he hit .349 (29-for-83) with 2 homers and 13 RBI...notched a season-high 8-game hitting streak from June 6-16, during which he batted .357 (10-for-28)...reached base safely in a season-high 22 straight games from July 4-29, recording a hit or a run in 21 of those games...earned an August 14 promotion to Single-A Wilmington...went 1-for-7 in 2 postseason games for the Blue Rocks...named the best defensive catcher in the Red Sox minor league system in *Baseball America's* annual Best Tools survey. **2005:** Upon signing with the Red Sox, reported to short-season Single-A Lowell and batted .203 in 24 games, all at catcher.

YEAR	CLUB	AVG	G	AB	R	H	2B	3B	HR	RBI	SH	SF	HP	BB	SO	1B	CS	E
2005	Lowell	.203	24	69	10	14	2	1	0	6	0	1	2	9	7	1	1	2
2006	Greenville	.301	96	355	49	107	32	1	7	45	0	2	8	42	52	1	3	2
	Wilmington	.169	17	65	8	11	4	0	1	5	0	2	0	7	9	0	0	2
2007	Lancaster	.318	95	368	71	117	35	1	14	82	0	5	3	55	46	0	1	4
2008	Portland	.219	94	342	44	75	19	0	10	48	1	6	6	38	78	0	0	2
Minor League Totals		.270	326	1199	182	324	92	3	32	186	1	16	19	151	192	2	5	12

# **EASTERN LEAGUE**

## **EASTERN LEAGUE OF PROFESSIONAL BASEBALL CLUBS, INC.**

20-36 Danforth Street, Suite 208, Portland, Maine 04104

(207) 761-2700 Fax: (207) 761-7064

Website: [www.easternleague.com](http://www.easternleague.com)

E-mail: [elpb@easternleague.com](mailto:elpb@easternleague.com)



### **Eastern League Staff:**

President: Joe McEacharn

Assistant to the President: Bill Rosario

Vice-President: Charlie Eshbach, Chuck Domino

**League Directors:** Greg Agganis, Lou DiBella, Bill Dowling, Charlie Eshbach, Joe Finley, Robert Lozinak, Greg Martini, Michael Reinsdorf, Arthur Solomon, Craig Stein, Hank Stickney, Michael Urda, Ken Young

### **Division Format:**

*Northern Division-* Binghamton, Connecticut, New Britain, New Hampshire, Portland, Trenton

*Southern Division-* Akron, Altoona, Bowie, Erie, Harrisburg, Reading

**Roster Limit:** 24

**Schedule:** 142 Games, split evenly, home and away

**Opening Date:** April 8

**Closing Date:** September 7

**All-Star Game:** July 15, 2009 @ Trenton, NJ

**Playoffs Begin:** September 9

**Playoff Format:** Top two teams in each division play best-of-five series. Winners meet in best-of-five series for league championship.

**Brand of Baseball:** Rawlings ROM-EL

**Player Eligibility Rule:** No Restrictions

**League Statistician:** MLB Advanced Media



**DOUBLEHEADERS:** Doubleheaders are usually the result of a rainout or postponement of a nine-inning game. Doubleheaders are rescheduled by the general manager, and will consist of two seven-inning games. There is a break of about 20 minutes between games. Generally, a doubleheader slated for a day when the nine-inning game was scheduled to begin at 7:00 will be scheduled to begin one hour earlier. If the doubleheader is scheduled on a day when the regularly scheduled game was to begin at 1:00 or earlier, there may not be a change in the start of the doubleheader scheduled for that day.

**SUSPENDED GAMES:** If a game is suspended before it is an official game, and rescheduled as part of a doubleheader, it will be completed as scheduled (usually as a nine inning game) and be followed by a seven-inning game. If a game is suspended after it becomes an official game (usually the score is tied) and then rescheduled as part of a doubleheader, it also will be completed as scheduled but the second game will be played as a full nine-inning game.

**RESCHEDULING GAMES:** Postponed or suspended games do not have to be made up the next day, and make up dates do not have to be determined that day. However, if it is the last time a team is visiting a city every effort shall be made to play the game. If it is the last scheduled meeting in that city, the game is made up at the home site of the visiting city (if they still have games left at the visiting team's home park). When games are suspended in one park and finished in the other team's park, the game is completed with the original home team remaining the home team (even in the other team's park).

**TIEBREAKERS:** If two teams finish tied for first place, then the team with the better head-to-head record is named regular season champion and is awarded home field advantage in the playoffs.

If two teams finish tied for second place, then a one-game playoff would be played to determine the playoff qualifier. The team with the best head-to-head record hosts the game. If two teams split the season series, the team that scored the most runs in the season series earns home field for the playoff game.

If more than two teams are tied for second place, the team with the best combined head-to-head record among the tied teams earns the playoff bid.





# **EASTERN LEAGUE STADIUM INFO**

## **STADIUM INFORMATION**

<b>Club</b>	<b>Stadium</b>	<b>LF</b>	<b>CF</b>	<b>RF</b>	<b>Capacity</b>
Akron	Canal Park	331	400	337	9,097
Altoona	Blair County Ballpark	325	400	325	7,210
Binghamton	NYSEG	330	400	330	6,012
Bowie	Prince George's	309	405	309	10,000
Connecticut	Thomas J. Dodd	309	401	309	6,695
Erie	Jerry Uht Park	312	400	328	6,000
Harrisburg	Commerce Bank	335	400	335	6,302
New Britain	New Britain	330	400	330	6,146
New Hampshire	MerchantsAuto.com	326	400	306	6,500
<b>Portland</b>	<b>Hadlock Field</b>	<b>315</b>	<b>400</b>	<b>330</b>	<b>7,368</b>
Reading	FirstEnergy	330	400	330	9,000
Trenton	Waterfront Park	330	407	330	6,440

## **2008 ATTENDANCE**

<b>Team</b>	<b>Openings</b>	<b>Total</b>	<b>Average</b>	<b>Capacity</b>	<b>% Capacity</b>
Reading	68	436,789	6,423	9,000	71%
<b>Portland</b>	<b>66</b>	<b>412,403</b>	<b>6,249</b>	<b>7,368</b>	<b>85%</b>
Trenton	71	409,131	5,762	6,440	89%
New Hampshire	70	373,227	5,332	6,500	82%
New Britain	69	365,756	5,301	6,146	86%
Altoona	67	346,973	5,341	7,210	72%
Akron	67	342,816	5,117	9,097	56%
Bowie	68	261,459	3,845	10,000	38%
Erie	69	234,955	3,405	6,000	57%
Binghamton	69	220,638	3,198	6,012	53%
Connecticut	67	202,004	3,015	6,695	45%
Harrisburg	66	164,182	2,488	6,302	39%

## **SEA DOGS NOTES**

### **Florida Marlins Exhibition Game: June 29, 2000**

The Portland Sea Dogs defeated the Florida Marlins 9-2 in the only exhibition game with a Major League affiliate at Hadlock Field. **Gary Knotts** got the start for the Sea Dogs, while former Sea Dog **A.J. Burnett** started for the Marlins. **Ross Gload** hit for the cycle for Portland earning him Player of the Game honors.

Prior to the game, the Sea Dogs and Marlins had a home run derby. The Marlins lineup consisted of **Cliff Floyd**, **Preston Wilson**, **Kevin Millar**, Hall of Famer **Tony Perez** and 1987 National League Home Run Champion **Andre Dawson**. The Sea Dogs sent up **Heath Honeycutt**, **Ross Gload**, **Chris Norton**, hitting coach **Jose Castro** and manager **Rick Renteria**. The Sea Dogs prevailed against the potent Marlins lineup with a 17-16 win. Renteria hit five home runs in his team's final at-bat to pull out the win. Chris Norton's seven homers was the individual high.



# ***EASTERN LEAGUE STANDINGS 1994-2008***

1994

<u>Northern Division</u>	<u>W</u>	<u>L</u>	<u>PCT.</u>	<u>GB</u>	<u>Southern Division</u>	<u>W</u>	<u>L</u>	<u>PCT.</u>	<u>GB</u>
Binghamton Mets	82	59	.582	----	Harrisburg Senators	88	51	.633	----
New Haven Ravens	77	63	.550	4.5	Bowie Baysox	84	58	.592	5.5
Albany-Colonie Yankees	71	70	.504	11.0	Canton-Akron Indians	69	73	.486	20.5
<b>Portland Sea Dogs</b>	<b>60</b>	<b>81</b>	<b>.426</b>	<b>22.0</b>	Reading Phillies	58	82	.414	30.5
New Britain Red Sox	59	81	.421	22.5	Trenton Thunder	55	85	.393	33.5

1995

<u>Northern Division</u>	<u>W</u>	<u>L</u>	<u>PCT.</u>	<u>GB</u>	<u>Southern Division</u>	<u>W</u>	<u>L</u>	<u>PCT.</u>	<u>GB</u>
<b>Portland Sea Dogs</b>	<b>86</b>	<b>56</b>	<b>.606</b>	----	Reading Phillies	73	69	.514	----
New Haven Ravens	79	63	.556	7.0	Trenton Thunder	73	69	.514	----
Norwich Navigators	70	71	.496	15.5	Bowie Baysox	68	74	.479	5.0
Binghamton Mets	67	75	.472	19.0	Canton-Akron Indians	67	75	.472	6.0
Hardware City Rock Cats	65	77	.458	21.0	Harrisburg Senators	61	80	.433	11.5

1996

<u>Northern Division</u>	<u>W</u>	<u>L</u>	<u>PCT.</u>	<u>GB</u>	<u>Southern Division</u>	<u>W</u>	<u>L</u>	<u>PCT.</u>	<u>GB</u>
<b>Portland Sea Dogs</b>	<b>83</b>	<b>58</b>	<b>.589</b>	----	Trenton Thunder	86	56	.606	----
Binghamton Mets	76	66	.535	7.5	Harrisburg Senators	74	68	.521	12.0
Norwich Navigators	71	70	.504	12.0	Canton-Akron Indians	71	71	.500	15.0
New Haven Ravens	66	75	.468	17.0	Reading Phillies	66	75	.468	19.5
Hardware City Rock Cats	61	81	.430	22.5	Bowie Baysox	54	88	.380	32.0

1997

<u>Northern Division</u>	<u>W</u>	<u>L</u>	<u>PCT.</u>	<u>GB</u>	<u>Southern Division</u>	<u>W</u>	<u>L</u>	<u>PCT.</u>	<u>GB</u>
<b>Portland Sea Dogs</b>	<b>79</b>	<b>63</b>	<b>.556</b>	----	Harrisburg Senators	86	56	.606	----
Norwich Navigators	73	69	.514	6.0	Bowie Baysox	75	67	.528	11.0
New Britain Rock Cats	70	72	.493	9.0	Reading Phillies	74	68	.521	12.0
Binghamton Mets	66	76	.465	13.0	Trenton Thunder	71	70	.504	14.5
New Haven Ravens	64	78	.451	15.0	Akron Aeros	51	90	.362	34.5

1998

<u>Northern Division</u>	<u>W</u>	<u>L</u>	<u>PCT.</u>	<u>GB</u>	<u>Southern Division</u>	<u>W</u>	<u>L</u>	<u>PCT.</u>	<u>GB</u>
New Britain Rock Cats	83	59	.585	----	Akron Aeros	81	60	.574	----
Binghamton Mets	82	60	.577	1.0	Harrisburg Senators	73	69	.514	8.5
<b>Portland Sea Dogs</b>	<b>66</b>	<b>75</b>	<b>.468</b>	<b>16.5</b>	Trenton Thunder	71	70	.504	10.0
Norwich Navigators	66	76	.465	17.0	Bowie Baysox	71	71	.500	10.5
New Haven Ravens	59	83	.415	24.0	Reading Phillies	56	85	.397	25.0

1999

<u>Northern Division</u>	<u>W</u>	<u>L</u>	<u>PCT.</u>	<u>GB</u>	<u>Southern Division</u>	<u>W</u>	<u>L</u>	<u>PCT.</u>	<u>GB</u>
Trenton Thunder	92	50	.648	----	Erie SeaWolves	81	61	.570	----
Norwich Navigators	78	64	.549	14.0	Harrisburg Senators	76	66	.535	5.0
<b>Portland Sea Dogs</b>	<b>65</b>	<b>77</b>	<b>.458</b>	<b>27.0</b>	Reading Phillies	73	69	.514	8.0
New Haven Ravens	65	77	.458	27.0	Bowie Baysox	70	71	.496	10.5
New Britain Rock Cats	59	82	.418	32.5	Akron Aeros	69	71	.493	11.0
Binghamton Mets	54	88	.380	38.0	Altoona Curve	67	73	.479	13.0

2000

<u>Northern Division</u>	<u>W</u>	<u>L</u>	<u>PCT.</u>	<u>GB</u>	<u>Southern Division</u>	<u>W</u>	<u>L</u>	<u>PCT.</u>	<u>GB</u>
Binghamton Mets	82	58	.586	----	Reading Phillies	85	57	.599	----
New Haven Ravens	82	60	.577	1.0	Harrisburg Senators	76	67	.531	9.5
Norwich Navigators	76	66	.535	7.0	Akron Aeros	75	68	.524	10.5
<b>Portland Sea Dogs</b>	<b>71</b>	<b>70</b>	<b>.504</b>	<b>11.5</b>	Altoona Curve	74	68	.521	11.0
Trenton Thunder	67	75	.472	16.0	Bowie Baysox	65	77	.458	20.0
New Britain Rock Cats	51	91	.359	32.0	Erie SeaWolves	47	94	.333	37.5

2001

<u>Northern Division</u>	<u>W</u>	<u>L</u>	<u>PCT.</u>	<u>GB</u>	<u>Southern Division</u>	<u>W</u>	<u>L</u>	<u>PCT.</u>	<u>GB</u>
New Britain Rock Cats	87	55	.613	----	Erie SeaWolves	84	58	.592	----
Norwich Navigators	83	59	.585	4.0	Reading Phillies	77	65	.542	7.0
<b>Portland Sea Dogs</b>	<b>77</b>	<b>65</b>	<b>.542</b>	<b>10.0</b>	Akron Aeros	68	74	.479	16.0
Binghamton Mets	73	68	.518	13.5	Harrisburg Senators	66	76	.465	18.0
Trenton Thunder	67	75	.472	20.0	Altoona Curve	63	79	.444	21.0
New Haven Ravens	47	95	.331	40.0	Bowie Baysox	59	82	.418	24.5

# ***EASTERN LEAGUE STANDINGS 1994-2008***

2002

<b><u>Northern Division</u></b>	<b>W</b>	<b>L</b>	<b>PCT.</b>	<b>GB</b>	<b><u>Southern Division</u></b>	<b>W</b>	<b>L</b>	<b>PCT.</b>	<b>GB</b>
Norwich Navigators	76	64	.543	----	Akron Aeros	93	48	.660	----
New Haven Ravens	74	65	.532	1.5	Harrisburg Senators	79	63	.556	14.5
Binghamton Mets	73	68	.518	3.5	Reading Phillies	76	66	.535	17.5
New Britain Rock Cats	67	72	.482	8.5	Altoona Curve	72	69	.511	21.0
<b>Portland Sea Dogs</b>	<b>63</b>	<b>77</b>	<b>.450</b>	<b>13.0</b>	Bowie Baysox	55	85	.383	37.5
Trenton Thunder	63	77	.450	13.0	Erie SeaWolves	52	89	.369	41.0

2003

<b><u>Northern Division</u></b>	<b>W</b>	<b>L</b>	<b>PCT.</b>	<b>GB</b>	<b><u>Southern Division</u></b>	<b>W</b>	<b>L</b>	<b>PCT.</b>	<b>GB</b>
New Haven Ravens	79	63	.556	----	Akron Aeros	88	53	.624	----
New Britain Rock Cats	73	68	.518	5.5	Altoona Curve	78	63	.553	10.0
<b>Portland Sea Dogs</b>	<b>72</b>	<b>70</b>	<b>.507</b>	<b>7.0</b>	Erie SeaWolves	72	70	.507	16.5
Trenton Thunder	70	71	.496	8.5	Bowie Baysox	69	72	.489	19.0
Binghamton Mets	63	78	.447	15.5	Reading Phillies	62	79	.440	26.0
Norwich Navigators	62	79	.440	16.5	Harrisburg Senators	60	82	.423	28.5

2004

<b><u>Northern Division</u></b>	<b>W</b>	<b>L</b>	<b>PCT.</b>	<b>GB</b>	<b><u>Southern Division</u></b>	<b>W</b>	<b>L</b>	<b>PCT.</b>	<b>GB</b>
New Hampshire Fisher Cats	84	57	.596	----	Altoona Curve	85	56	.603	----
Binghamton Mets	76	66	.535	8.5	Erie SeaWolves	80	62	.563	5.5
New Britain Rock Cats	70	70	.500	13.5	Bowie Baysox	73	69	.514	12.5
<b>Portland Sea Dogs</b>	<b>69</b>	<b>73</b>	<b>.486</b>	<b>15.5</b>	Reading Phillies	64	77	.454	21.0
Norwich Navigators	69	73	.486	15.5	Akron Aeros	63	78	.447	22.0
Trenton Thunder	64	78	.451	20.5	Harrisburg Senators	52	90	.366	33.5

2005

<b><u>Northern Division</u></b>	<b>W</b>	<b>L</b>	<b>PCT.</b>	<b>GB</b>	<b><u>Southern Division</u></b>	<b>W</b>	<b>L</b>	<b>PCT.</b>	<b>GB</b>
<b>Portland Sea Dogs</b>	<b>76</b>	<b>66</b>	<b>.535</b>	----	Akron Aeros	84	58	.592	----
Trenton Thunder	74	68	.521	2.0	Altoona Curve	76	66	.535	8.0
Norwich Navigators	71	71	.500	5.0	Bowie Baysox	74	68	.521	10.0
New Britain Rock Cats	70	72	.493	6.0	Reading Phillies	69	73	.486	15.0
New Hampshire Fisher Cats	68	74	.479	8.0	Harrisburg Senators	64	78	.451	20.0
Binghamton Mets	63	79	.444	13.0	Erie SeaWolves	63	79	.444	21.0

2006

<b><u>Northern Division</u></b>	<b>W</b>	<b>L</b>	<b>PCT.</b>	<b>GB</b>	<b><u>Southern Division</u></b>	<b>W</b>	<b>L</b>	<b>PCT.</b>	<b>GB</b>
Trenton Thunder	80	62	.563	----	Akron Aeros	87	55	.613	----
<b>Portland Sea Dogs</b>	<b>72</b>	<b>67</b>	<b>.518</b>	<b>6.5</b>	Altoona Curve	75	64	.540	10.5
Binghamton Mets	70	70	.500	9.0	Reading Phillies	71	69	.507	15.0
New Hampshire Fisher Cats	68	73	.482	11.5	Bowie Baysox	67	74	.475	19.5
Connecticut Defenders	64	77	.454	15.5	Harrisburg Senators	67	75	.472	20.0
New Britain Rock Cats	64	78	.451	16.0	Erie SeaWolves	60	81	.426	26.5

2007

<b><u>Northern Division</u></b>	<b>W</b>	<b>L</b>	<b>PCT.</b>	<b>GB</b>	<b><u>Southern Division</u></b>	<b>W</b>	<b>L</b>	<b>PCT.</b>	<b>GB</b>
Trenton Thunder	83	59	.585	----	Erie SeaWolves	81	59	.579	----
<b>Portland Sea Dogs</b>	<b>71</b>	<b>72</b>	<b>.497</b>	<b>12.5</b>	Akron Aeros	80	61	.567	1.5
New Hampshire Fisher Cats	70	73	.490	13.5	Altoona Curve	73	68	.518	8.5
New Britain Rock Cats	69	72	.489	13.5	Bowie Baysox	72	68	.514	9.0
Connecticut Defenders	63	78	.447	19.5	Reading Phillies	70	71	.496	11.5
Binghamton Mets	61	81	.430	22.0	Harrisburg Senators	55	86	.390	26.5

2008

<b><u>Northern Division</u></b>	<b>W</b>	<b>L</b>	<b>PCT.</b>	<b>GB</b>	<b><u>Southern Division</u></b>	<b>W</b>	<b>L</b>	<b>PCT.</b>	<b>GB</b>
Trenton Thunder	86	54	.614	----	Bowie Baysox	84	58	.592	----
<b>Portland Sea Dogs</b>	<b>74</b>	<b>66</b>	<b>.529</b>	<b>12.0</b>	Akron Aeros	80	62	.563	4.0
Binghamton Mets	73	69	.514	14.0	Harrisburg Senators	73	69	.514	11.0
Connecticut Defenders	68	73	.482	18.5	Erie SeaWolves	68	74	.479	16.0
New Britain Rock Cats	64	77	.454	22.5	Altoona Curve	65	77	.458	19.0
New Hampshire Fisher Cats	61	81	.430	26.0	Reading Phillies	53	89	.373	31.0

# 2008 EASTERN LEAGUE LEADERS

## Batting:

Avg:	.335	Lou Montanez, Bowie
Runs:	90	Lou Montanez, Bowie
Hits:	158	Will Rhymes, Erie
Doubles:	36	Erik Lis, New Britain
Triples:	13	Ben Copeland, Connceticut
HR:	26	Lou Montanez, Bowie
RBI:	97	Two Players Tied
SB:	33	Antoan Richardson, Connceticut

## Pitching:

ERA:	2.49	Joseph Martinez, Connceticut
Wins:	15	Bradley Bergesen, Bowie
Saves:	32	Julio Manon, Bowie
Losses:	13	Brandon Magee, New Hampshire
CG:	3	Three Players Tied
SO:	166	David Hernandez, Bowie
Walks:	71	David Hernandez, Bowie

## 2008 Eastern League All-Star Team

1B	Mike Carp	Binghamton
2B	Scott Campbell	New Hampshire
3B	Wes Hodges	Akron
SS	Jason Donald	Reading
OF	Lou Montanez	Bowie
OF	Nolan Reimold	Bowie
OF	Wilkin Ramirez	Erie
DH	Travis Snider	New Hampshire
C	Lou Marson	Reading
Utility	Daniel Murphy	Binghamton
RHP	Bradley Bergesen	Bowie
LHP	Phil Coke	Trenton
RP	Eddie Kunz	Binghamton

## Eastern League Most Valuable Player

LOU MONTANEZ - Bowie

## Eastern League Pitcher of the Year

BRADLEY BERGESEN - Bowie

## Eastern League Rookie of the Year

WES HODGES - Akron

## Eastern League Manager of the Year

BRAD KOMMINSK - Bowie

## Team Batting

Bowie	.273
Erie	.271
Akron	.268
Trenton	.268
<b>Portland</b>	<b>.267</b>
Binghamton	.266
New Britain	.263
Harrisburg	.262
New Hampshire	.261
Reading	.260
Altoona	.255
Connecticut	.255

## Team Pitching

Trenton	3.13
Connecticut	3.44
Bowie	3.54
Akron	3.92
Binghamton	4.17
<b>Portland</b>	<b>4.29</b>
Harrisburg	4.29
Altoona	4.35
Erie	4.59
New Britain	4.71
New Hampshire	5.00
Reading	5.23

## Team Fielding

Akron	.978
Bowie	.978
New Britain	.977
New Hampshire	.977
Trenton	.977
Binghamton	.976
<b>Portland</b>	<b>.975</b>
Harrisburg	.975
Altoona	.975
Reading	.973
Connceticut	.973
Erie	.969

## SEA DOGS NOTES

### SEA DOGS TEAM AWARDS

*As Voted by the Fans*

Year	MVP	Pitcher of the Year	10th Player	Citizen of the Year
2008	Zach Daeges	Michael Bowden	Mickey Hall	Iggy Suarez
2007	Jed Lowrie	Clay Buchholz	Bryan Pritz	Iggy Suarez
2006	Brandon Moss	Devern Hansack	Barry Hertzler	Keoni DeRenne
2005	David Murphy	Jon Lester	Raul Nieves	Alberto Concepcion
2004	Brett Roneberg	Abe Alvarez	Joe Kilburg	Ryan Cameron
2003	Jeremy Owens	Josh Stevens	John Nathans	James Johnson
2002	Adrian Gonzalez	Nate Robertson	Anthony Iapoco	Chris Aguila
2001	Kevin Hooper	Kevin Olsen	Eric Gillespie	Ryan Moskau
2000	Todd Betts	Brandon Leese	Matt Erickson	Wynter Phoenix

# **EASTERN LEAGUE CHAMPIONS**

<b>Year</b>	<b>Regular Season Leader</b>	<b>Record</b>	<b>Pct.</b>	<b>Playoff Champion</b>
1923	Williamsport	82-42	.661	No playoffs
1924	Williamsport	87-46	.654	No playoffs
1925	York	77-55	.583	York won playoff 2 to 1
	Williamsport	77-55	.583	No playoffs
1926	Scranton	84-50	.627	No playoffs
1927	Harrisburg	87-51	.630	No playoffs
1928	Harrisburg	82-54	.603	No playoffs
1929	Binghamton	83-56	.597	No playoffs
1930	Wilkes-Barre	79-59	.572	No playoffs
1931	Harrisburg	83-56	.597	No playoffs
1932	Wilkes-Barre	78-61	.561	No playoffs
1933	Binghamton	79-55	.590	No playoffs
1934	Williamsport	78-60	.565	Williamsport won playoff 4 to 2
1935	Scranton	81-54	.600	Binghamton won playoff 4 to 3
1936	Binghamton	81-58	.583	Scranton won playoff 4 to 0
1937	Elmira	84-51	.622	Elmira won playoffs 3 to 1 & 4 to 1
1938	Binghamton	84-51	.622	Elmira won playoffs 3 to 2 & 4 to 1
1939	Scranton	80-60	.571	Scranton won playoffs 3 to 2 & 4 to 1
1940	Scranton	79-60	.568	Binghamton won playoffs 3 to 1 & 4 to 1
1941	Wilkes-Barre	87-51	.630	Elmira won playoffs 3 to 0 & 4 to 3
1942	Albany	84-56	.600	Scranton won playoffs 3 to 0 & 4 to 1
1943	Scranton	87-51	.630	Elmira won playoffs 3 to 2 & 4 to 1
1944	Hartford	99-38	.723	Binghamton won playoffs 3 to 0 & 4 to 2
1945	Utica	83-52	.615	Albany won playoffs 4 to 2 & 4 to 3
1946	Scranton	96-43	.691	Scranton won playoffs 4 to 0 & 4 to 1
1947	Utica	90-48	.652	Utica won playoffs 4 to 2 & 4 to 3
1948	Scranton	89-51	.636	Scranton won playoffs 4 to 1 & 4 to 0
1949	Albany	93-47	.664	Binghamton won playoffs 4 to 0 & 4 to 3
1950	Wilkes-Barre	90-48	.652	Wilkes-Barre won playoffs 4 to 2 & 4 to 1
1951	Wilkes-Barre	85-54	.612	Scranton won playoffs 4 to 0 & 4 to 0
1952	Albany	82-54	.603	Binghamton won playoffs 4 to 3 & 4 to 1
1953	Reading	101-47	.682	Binghamton won playoffs 4 to 1 & 4 to 2
1954	Wilkes-Barre	80-59	.576	Albany won playoffs 4 to 2 & 4 to 1
1955	Reading	84-53	.613	Allentown won playoffs 3 to 1 & 3 to 2
1956	Schenectady	84-54	.609	Schenectady won playoffs 3 to 0 & 3 to 0
1957	Binghamton	85-55	.607	Reading won playoffs 3 to 0 & 3 to 1
1958	Lancaster	79-60	.568	Binghamton won playoffs 3 to 0 & 3 to 2
1959	Springfield	85-55	.607	Springfield won playoffs 3 to 0 & 3 to 1
1960	Williamsport	76-62	.551	Williamsport & Springfield declared co-champions due to cancellation of playoffs
1961	Springfield	85-54	.612	No playoffs
1962	Williamsport	83-57	.593	Elmira won playoffs 2 to 1 & 3 to 1
1963	Charleston	83-57	.593	No playoffs
1964	Elmira	82-58	.586	No playoffs
1965	Pittsfield	85-55	.607	No playoffs
1966	Elmira	88-51	.633	No playoffs
1967	Binghamton	82-58	.586	Binghamton won playoff 3 to 1
1968	Pittsfield	84-55	.604	Reading won playoffs 2 to 0 & 3 to 1
1969	York	89-50	.640	Playoffs cancelled due to weather
1970	Waterbury	79-62	.560	Waterbury won one game playoff
1971	Three Rivers	78-59	.569	Elmira won playoff 3 to 1
1972	West Haven	84-56	.600	West Haven won playoff 3 to 0
1973	Pittsfield	75-61	.551	Reading won playoff 3 to 1
1974	Bristol	74-61	.548	Thetford won playoffs 2 to 0 & 2 to 0
1975	Reading	84-53	.613	Bristol won playoff 3 to 0
1976	Three Rivers	83-55	.601	West Haven won playoff 3 to 0
1977	West Haven	86-52	.623	West Haven won playoff 3 to 0
1978	West Haven	82-57	.590	Bristol won playoff 2 to 0

# **EASTERN LEAGUE CHAMPIONS**

<b>Year</b>	<b>Regular Season Leader</b>	<b>Record</b>	<b>Pct.</b>	<b>Playoff Champion</b>
1979	West Haven	83-56	.597	no playoffs
1980	Bristol	79-60	.568	Holyoke won playoffs 2 to 0 & 2 to 1
1981	Glens Falls	83-52	.615	Bristol won playoffs 2 to 0 & 3 to 2
1982	West Haven	86-54	.614	West Haven won playoff 3 to 0
1983	Reading	96-44	.686	New Britain won playoffs 2 to 1 & 3 to 1
1984	Albany-Colonie	81-57	.587	Vermont won playoffs 3 to 0 & 3 to 2
1985	Albany-Colonie	82-57	.590	Vermont won playoffs 3 to 1 & 3 to 1
1986	Reading	77-59	.566	Vermont won playoffs 3 to 2 & 3 to 2
1987	Pittsfield	87-51	.630	Harrisburg won playoffs 3 to 2 & 3 to 1
1988	Glens Falls	80-57	.584	Albany won playoffs 3 to 1 & 3 to 1
1989	Albany-Colonie	92-48	.657	Albany won playoffs 3 to 1 & 3 to 1
1990	Albany-Colonie	79-60	.568	London won playoffs 3 to 2 & 3 to 0
1991	Harrisburg	87-53	.621	Albany won playoffs 3 to 0 & 3 to 0
1992	Canton-Akron	80-58	.580	Binghamton won playoffs 3 to 1 & 3 to 2
1993	Harrisburg	94-44	.681	Harrisburg won playoffs 3 to 1 & 3 to 2
1994	Harrisburg (S) Binghamton (N)	88-51 82-59	.633 .582	Binghamton won playoffs 3 to 0 & 3 to 1
<b>1995</b>	<b>Portland (N)</b> Reading (S) Trenton (S)	<b>86-56</b> 73-69 73-69	<b>.606</b> .514 .514	Reading won playoffs 3 to 0 & 3 to 2
<b>1996</b>	<b>Portland (N)</b> Trenton (S)	<b>83-58</b> 86-56	<b>.589</b> .606	Harrisburg won playoffs 3 to 1 & 3 to 1
<b>1997</b>	<b>Portland (N)</b> Harrisburg (S)	<b>79-63</b> 86-56	<b>.556</b> .606	Harrisburg won playoffs 3 to 2 & 3 to 1
1998	New Britain (N) Akron (S)	83-59 81-60	.585 .574	Harrisburg won playoffs 3 to 1 & 3 to 1
1999	Trenton (N) Erie (S)	92-50 81-61	.648 .570	Harrisburg won playoffs 3 to 1 & 3 to 2
2000	Binghamton (N) Reading (S)	82-58 85-57	.586 .599	New Haven won playoffs 3 to 1 & 3 to 1
2001	New Britain (N) Erie (S)	87-55 84-58	.613 .592	New Britain & Reading declared co-champions after series is cancelled
2002	Norwich (N) Akron (S)	76-64 93-48	.543 .660	Norwich won playoffs 3 to 0 & 3 to 2
2003	New Haven (N) Akron (S)	79-63 88-53	.556 .624	Akron won playoffs 3 to 1 & 3 to 0
2004	New Hampshire (N) Altoona (S)	84-57 85-56	.596 .603	New Hampshire won playoffs 3 to 1 & 3 to 0
2005	<b>Portland (N)</b> Akron (S)	<b>76-66</b> 84-58	<b>.535</b> .592	Akron won playoffs 3 to 2 & 3 to 1
2006	Trenton (N) Akron (S)	80-62 87-55	.563 .613	<b>Portland won playoffs 3 to 1 &amp; 3 to 2</b>
2007	Trenton (N) Akron (S)	83-59 80-61	.585 .567	Trenton won playoffs 3 to 1 & 3 to 1
2008	Trenton (N) Bowie (S)	86-54 84-58	.614 .592	Trenton won playoffs 3 to 0 & 3 to 1

# **EASTERN LEAGUE TRAVEL**

## **Eastern League Hotels**

### **Akron**

Akron City Center Hotel  
20 West Mill Street  
Akron, OH 44308  
330-434-1500  
330-434-5525 fax

### **Connecticut**

Comfort Inn Mystic  
48 Whitehall Ave  
Mystic, CT 06355  
860-572-8531  
860-572-9358 fax

### **New Hampshire**

Comfort Inn  
298 Queen City Ave  
Manchester, NH 03102  
603-668-2600  
603-668-2600 fax

### **Altoona**

Ramada Inn - Altoona  
1 Sheraton Drive  
Altoona, PA 16601  
814-946-1631  
814-946-0785 fax

### **Erie**

Avalon Hotel  
16 West 10th Street  
Erie, PA 16501  
800-822-5011  
814-459-2322 fax

### **Portland**

Wyndham Hotel  
363 Maine Mall Rd.  
South Portland, ME 04106  
207-775-6161  
207-761-1560 fax

### **Binghamton**

Best Western  
569 Harry L. Drive  
Johnson City, NY 13790  
607-729-9194  
607-729-2305 fax

### **Harrisburg**

Holiday Inn Harrisburg-West  
5401 Carlsile Pike  
Mechanicsburg, PA 17050  
717-697-0321

### **Reading**

Days Inn  
910 Woodland Ave.  
Wyomissing, PA 19610  
610-374-1500  
610-374-2554 fax

### **Bowie**

Best Western Annapolis  
2520 Riva Road  
Annapolis, MD 21401  
410-224-2800  
410-266-5539 fax

### **New Britain**

Holiday Inn Express  
120 Laning Street  
Southington, CT 06489  
860-276-0736  
860-276-9405 fax

### **Trenton**

Marriott at Lafayette Yard  
1 Wes Lafayette St.  
Trenton, NJ 08608  
609-656-4500  
609-656-4597 fax

## **EASTERN LEAGUE MILEAGE CHART**

	<b>AKR</b>	<b>ALT</b>	<b>BNG</b>	<b>BOW</b>	<b>CT</b>	<b>ERI</b>	<b>HBG</b>	<b>NBR</b>	<b>NH</b>	<b>POR</b>	<b>RDG</b>	<b>TRE</b>
<b>AKR</b>	X	187	350	336	555	121	310	538	709	<b>706</b>	350	414
<b>ALT</b>	187	X	201	167	389	175	138	374	520	<b>552</b>	170	239
<b>BNG</b>	350	201	X	266	240	254	181	216	338	<b>360</b>	143	165
<b>BOW</b>	336	167	266	X	334	337	109	323	460	<b>508</b>	123	149
<b>CT</b>	555	389	240	334	X	485	301	50	133	<b>192</b>	245	186
<b>ERI</b>	121	175	254	337	485	X	298	504	579	<b>586</b>	310	374
<b>HBG</b>	310	138	181	109	301	298	X	271	430	<b>480</b>	65	132
<b>NBR</b>	538	374	216	323	50	504	271	X	150	<b>210</b>	224	167
<b>NH</b>	709	520	338	460	133	579	430	150	X	<b>94</b>	370	304
<b>POR</b>	<b>706</b>	<b>552</b>	<b>360</b>	<b>508</b>	<b>192</b>	<b>586</b>	<b>480</b>	<b>210</b>	<b>94</b>	<b>X</b>	<b>420</b>	<b>360</b>
<b>RDG</b>	350	170	143	123	245	310	65	224	370	<b>420</b>	X	73
<b>TRE</b>	414	239	165	149	186	374	132	167	304	<b>360</b>	73	X



# **EASTERN LEAGUE UMPIRES**

## **2009 Eastern League Umpires**

(As of March 18, 2009 - Subject to Change)

Number	Umpire	2008 Assignment	Hometown	Total Experience
5	Matthew Abbott	Southern League	Zanesville, OH	4 Years
2	Jason Arends	Eastern League	Cedar Rapids, IA	6 Years
7	Mark Buchanan	Eastern League	Phoenix, AZ	7 Years
6	Jon Byrne	Eastern League	Thornlie, Aus	5 Years
34	Johnathan Conrad	Eastern League	Phoenix, AZ	6 Years
26	Shaun Francis	Eastern League	Cohoes, NY	6 Years
9	Adam Hamari	Southern League	Marquette, MI	4 Years
32	Chris Hamner	Eastern League	Richmond, VA	5.5 Years
11	Travis Hatch	California League	Balcatta, Aus	5 Years
24	Matthew Hensel	Eastern League	Monroe, CT	6 Years
17	Cory Hinga	Eastern League	Schoolcraft, MI	5 Years
14	Joel Hospodka	Eastern League	Omaha, NE	4 Years
8	Douglas Levy	Southern League	Sharon, MA	6 Years
22	Scott Mahoney	Eastern League	Livermore, CA	5 Years
31	Bradley Purdom	Eastern League	Bend, OR	5 Years
28	Jonathan Saphire	Carolina League	Centerville, OH	5 Years
15	David Soucy	Carolina League	Brighton, MA	4 Years
4	Chad Whitson	Eastern League	Dublin, OH	5 Years

## **SEA DOGS NOTES**

### **Record Breaking Inning: August 29, 2003**

The Sea Dogs had an offensive explosion on August 29, 2003. In the 4th inning against the New Haven Ravens, the Sea Dogs plated 14 runs.

### **Among the records set by Portland:**

- Tied the Eastern League record for runs in an inning (14), set earlier in the 2003 season by New Britain in a 14-run third inning at Bowie.
- Set new Eastern League records for hits in an inning (14), extra-base hits in an inning (7), total bases in an inning (28), and batters in an inning (19).
- Set new franchise records for consecutive batters reaching base (12) and hits in a game (22).
- Kevin Haverbusch set a new franchise record with 5 RBI in one inning.
- Set new season highs for runs scored (17), extra-base hits (9) and total bases (38) in a game - all are second most in franchise history behind 19 runs, 10 extra-base hits and 44 total bases on May 24, 1997 in a 19-5 win over New Britain.

# **EASTERN LEAGUE OPPONENTS**

## **AKRON AEROS**



300 South Main Street  
Akron, OH 44308  
Phone: 330-253-5151  
Fax: 330-253-3300  
www.akronaeros.com

## **ALTOONA CURVE**



1000 Park Avenue  
Altoona, PA 16602  
Phone: 814-943-5400  
Fax: 814-943-9050  
www.altoonacurve.com

### **TEAM INFORMATION/PERSONNEL**

Affiliation.....Cleveland Indians  
Years in Eastern League.....1997-present  
Stadium.....Canal Park  
Capacity.....9,097  
Dimensions.....LF-331, CF-400, RF-337  
League Titles.....2 (2003, 2005)  
Last Playoff Appearance.....2008  
2008 Record.....80-62 (3)  
2008 Attendance.....342,816 (7)

CEO.....Mike Agganis  
General Manager.....Jeff Auman  
Media Contact.....Rob Sinclair  
Broadcaster.....Rob Sinclair  
Flagship Station.....FOX SPORTS 1350 AM

Manager.....Mike Sarbaugh  
Pitching Coach.....Tony Arnold  
Hitting Coach.....Lee May Jr.  
Trainer.....Mike Salazer

### **TEAM INFORMATION/PERSONNEL**

Affiliation.....Pittsburgh Pirates  
Years in Eastern League.....1999-present  
Stadium.....Blair County Ballpark  
Capacity.....7,210  
Dimensions.....LF-325, CF-405, RF-325  
League Titles.....None  
Last Playoff Appearance.....2006  
2008 Record.....65-77 (9)  
2008 Attendance.....346,973 (6)

CEO.....Robert Lozinak  
General Manager.....Rob Egan  
Media Contact.....Dan Zangrilli  
Broadcasters.....Dan Zangrilli and Ron Potesta  
Flagship Station.....ESPN Radio 1430 AM

Manager.....Matt Walbeck  
Pitching Coach.....Dean Treanor  
Hitting Coach.....Ryan Long  
Trainer.....Thomas Pribyl

### **2009 SEA DOGS VS. AKRON**

@ Portland	@ Akron
June 19 (Fri).....7:00	June 12 (Fri).....7:05
June 20 (Sat).....6:00	June 13 (Sat).....7:05
June 21 (Sun).....1:00	June 14 (Sun).....1:35

### **2009 SEA DOGS VS. ALTOONA**

@ Portland	@ Altoona
August 4 (Tue).....7:00	August 11 (Tue).....7:05
August 5 (Wed).....7:00	August 12 (Wed).....7:05
August 6 (Thu).....12:00	August 13 (Thu).....7:05

### **SEA DOGS RECORD VS. AKRON**

2008 Record.....1-5  
2008@ Portland.....0-3  
2008@ Akron.....1-2  
All-Time Record.....66-72  
Playoff Record.....4-5  
Largest Margin of Victory.....13 (4/15/98)  
Largest Margin of Defeat.....12 (4/12/94)  
**Notable Alumni:** Sean Casey, Wil Cordero, Coco Crisp, Victor Martinez, CC Sabathia, Grady Sizemore, Jeremy Sowers, Jaret Wright

### **SEA DOGS RECORD VS. ALTOONA**

2008 Record.....4-2  
2008@ Portland.....3-0  
2008@ Altoona.....1-2  
All-Time Record.....30-34  
Largest Margin of Victory.....8 (8/14/08)\*  
Largest Margin of Defeat.....10 (8/03/00)  
**Notable Alumni:** Bronson Arroyo, Kris Benson, Brandon Donnelly, Brad Eldred, Luis Figueroa, Adam Hyzdu, Tike Redman, Ian Snell

# **EASTERN LEAGUE OPPONENTS**

## **BINGHAMTON METS**



211 Henry Street  
Binghamton, NY 13901  
Phone: 607-723-6387  
Fax: 607-723-7779  
www.bmets.com

## **BOWIE BAYSOX**



4101 NE Crain Highway  
Bowie, MD 20716  
Phone: 301-805-6000  
Fax: 301-464-4991  
www.baysox.com

### **TEAM INFORMATION/PERSONNEL**

Affiliation.....New York Mets  
Years in Eastern League.....1992-present  
Stadium.....NYSEG  
Capacity.....6,012  
Dimensions.....LF-330, CF-400, RF-330  
League Titles.....12 (1929, 1933, 1935, 1940, 1944, 1949, 1952, 1953, 1958, 1967, 1992, 1994)  
Last Playoff Appearance.....2004  
2008 Record.....73-69 (5)  
2008 Attendance.....220,638 (10)

CEO.....Michael Urda  
General Manager.....Scott Brown  
Media Contact.....Matt McCabe  
Broadcaster.....Matt McCabe  
Flagship Station.....WNBF1290 AM

Manager.....Mako Oliveras  
Pitching Coach.....Ricky Bones  
Hitting Coach.....Luis Natera  
Trainer.....Joe Golia

### **TEAM INFORMATION/PERSONNEL**

Affiliation.....Baltimore Orioles  
Years in Eastern League.....1994-present  
Stadium.....Prince George's Stadium  
Capacity.....10,000  
Dimensions.....LF-309, CF-405, RF-309  
League Titles.....None  
Last Playoff Appearance.....2008  
2008 Record.....84-58 (2)  
2008 Attendance.....261,459 (8)

President.....Ken Young  
General Manager.....Brian Shallcross  
Media Contact.....Ryan Roberts  
Flagship Station.....None

Manager.....Brad Komminsk  
Pitching Coach.....Larry McCall  
Hitting Coach.....Elmore "Moe" Hill  
Trainer.....Joe Bengé

### **2009 SEA DOGS VS. BINGHAMTON**

@ Portland	@ Binghamton
April 28 (Tue).....6:00	April 16 (Thu).....6:35
April 29 (Wed).....6:00	April 17 (Fri).....6:35
April 30 (Thu).....6:00	April 18 (Sat).....1:05
June 1 (Mon).....6:00	April 19 (Sun).....1:05
June 2 (Tue).....6:00	May 4 (Mon).....6:35
June 3 (Wed).....6:00	May 5 (Tue).....6:35
June 4 (Thu).....12:00	May 6 (Wed).....6:35
July 7 (Tue).....7:00	May 7 (Thu).....6:35
July 8 (Wed).....7:00	August 25 (Tue).....7:05
July 9 (Thu).....7:00	August 26 (Wed).....7:05
	August 27 (Thu).....7:05

### **2009 SEA DOGS VS. BOWIE**

@ Portland	@ Bowie
August 7 (Fri).....7:00	August 14 (Fri).....7:05
August 8 (Sat).....6:00	August 15 (Sat).....7:05
August 9 (Sun).....1:00	August 16 (Sun).....7:05

### **SEA DOGS RECORD VS. BINGHAMTON**

2008 Record.....9-2  
2008@ Portland.....5-2  
2008@ Binghamton.....4-0  
All-Time Record.....128-140  
Playoff Record.....3-2  
Largest Margin of Victory.....11 (4/26/08)\*  
Largest Margin of Defeat.....14 (8/15/94)  
**Notable Alumni:** Edgardo Alfonso, Brian Daubach, Whitey Ford, Jay Payton, Jose Reyes, Preston Wilson, David Wright

### **SEA DOGS RECORD VS. BOWIE**

2008 Record.....2-4  
2008@ Portland.....1-2  
2008@ Bowie.....1-2  
All-Time Record.....71-68  
Largest Margin of Victory.....13 (7/27/95)  
Largest Margin of Defeat.....14 (8/06/94)  
**Notable Alumni:** Denny Bautista, Daniel Cabrera, Jeffrey Hammonds, John Maine, Hayden Penn, Sidney Ponson, Chris Ray

# **EASTERN LEAGUE OPPONENTS**

## **CONNECTICUT DEFENDERS**



14 Scott Avenue  
Norwich, CT 06360  
Phone: 860-887-7962  
Fax: 860-886-5996  
www.ctdefenders.com

## **ERIE SEAWOLVES**



110 East 10th Street  
Erie, PA 16501  
Phone: 814-456-1300  
Fax: 814-456-7520  
www.seawolves.com

### **TEAM INFORMATION/PERSONNEL**

Affiliation.....San Francisco Giants  
Years in Eastern League.....1995-present  
Stadium.....Dodd Stadium  
Capacity.....6,207  
Dimensions.....LF-309, CF-400, RF-309  
League Titles.....1 (2002)  
Last Playoff Appearance.....2002  
2008 Record.....68-73 (7)  
2008 Attendance.....202,004 (11)

CEO.....Lou DiBella  
General Manager.....Charlie Dowd  
Media Contact.....Brian Irizarry  
Broadcaster.....Brian Irizarry  
Flagship Station.....WICH 1310 AM

Manager.....Steve Decker  
Pitching Coach.....Ross Grimsley  
Hitting Coach.....Garey Ingram  
Trainer.....Eric Ortega

### **TEAM INFORMATION/PERSONNEL**

Affiliation.....Detroit Tigers  
Years in Eastern League.....1999-present  
Stadium.....Jerry Uht Park  
Capacity.....6,000  
Dimensions.....LF-312, CF-400, RF-328  
League Titles.....None  
Last Playoff Appearance.....2007  
2008 Record.....68-74 (8)  
2008 Attendance.....234,955 (9)

General Manager.....John Frey  
Media Contact.....Greg Gania  
Broadcaster.....Greg Gania  
Flagship Station.....WFMN 1330 AM

Manager.....Tom Brookens  
Pitching Coach.....Ray Burris  
Hitting Coach.....Glenn Adams  
Trainer.....Chris McDonald

### **2009 SEA DOGS VS. CONNECTICUT**

@ Portland	@ Connecticut
April 9 (Thu).....6:00	May 1 (Fri).....6:35
April 10 (Fri).....6:00	May 2 (Sat).....6:35
April 11 (Sat).....1:00	May 3 (Sun).....1:05
April 12 (Sun).....1:00	May 29 (Fri).....6:35
April 23 (Thu).....6:00	May 30 (Sat).....6:35
April 24 (Fri).....6:00	May 31 (Sun).....1:05
April 25 (Sat).....1:00	June 23 (Tue).....6:35
April 26 (Sun).....1:00	June 24 (Wed).....6:35
May 22 (Fri).....6:00	June 25 (Thu).....6:35
May 23 (Sat).....1:00	
May 24 (Sun).....1:00	
May 25 (Mon).....1:00	

### **2009 SEA DOGS VS. ERIE**

@ Portland	@ Erie
June 16 (Tue).....7:00	June 9 (Tue).....7:05
June 17 (Wed).....7:00	June 10 (Wed).....7:05
June 18 (Thu).....6:00	June 11 (Thu).....7:05

### **SEA DOGS RECORD VS. CONNECTICUT**

2008 Record.....10-8  
2008@ Portland.....4-2  
2008@ Connecticut.....6-6  
All-Time Record.....149-128  
Playoff Record.....3-2  
Largest Margin of Victory.....11 (7/09/00)  
Largest Margin of Defeat.....16 (5/01/04)  
**Notable Alumni:** Nick Johnson, Tim Lincecum, Mike Lowell, Noah Lowry, Eric Milton, Alfonso Soriano

### **SEA DOGS RECORD VS. ERIE**

2008 Record.....3-3  
2008@ Portland.....2-1  
2008@ Erie.....1-2  
All-Time Record.....32-34  
Largest Margin of Victory.....10 (5/17/00)  
Largest Margin of Defeat.....11 (8/3/04)  
**Notable Alumni:** Curtis Granderson, Wilfredo Ledezma, Eric Munson, Ramon Ortiz, Fernando Rodney, Justin Verlander, Shawn Wooten, Joel Zumaya

# **EASTERN LEAGUE OPPONENTS**

## **HARRISBURG SENATORS**



Commerce Bank Park  
Harrisburg, PA 17101  
Phone: 717-231-4444  
Fax: 717-231-4445  
[www.senatorsbaseball.com](http://www.senatorsbaseball.com)

## **NEW BRITAIN ROCK CATS**



230 John Karbonic Way  
New Britain, CT 06051  
Phone: 860-224-8383  
Fax: 860-225-6267  
[www.rockcats.com](http://www.rockcats.com)

### **TEAM INFORMATION/PERSONNEL**

Affiliation.....Washington Nationals  
Years in Eastern League.....1924-35,1987-present  
Stadium.....Commerce Bank Park  
Capacity.....6,300  
Dimensions.....LF-317, CF-402, RF-315  
League Titles.....9 (1927, 1928, 1931,1987, 1993, 1996, 1997, 1998, 1999)  
Last Playoff Appearance.....2002  
2008 Record.....73-69 (6)  
2008 Attendance.....164,182 (12)

Chairman.....Michael Reinsdorf  
General Manager.....Randy Whitaker  
Media Contact.....Terry Byrom  
Broadcaster.....Terry Byrom  
Flagship Station.....WTKT 1460 AM

Manager.....John Stearns  
Pitching Coach.....Randy Tomlin  
Hitting Coach.....Troy Gingrich  
Trainer.....Atsushi Torida

### **TEAM INFORMATION/PERSONNEL**

Affiliation.....Minnesota Twins  
Years in Eastern League.....1983-present  
Stadium.....New Britain Stadium  
Capacity.....6,146  
Dimensions.....LF-330, CF-400, RF-330  
League Titles.....2 (1983 & 2001)  
Last Playoff Appearance.....2003  
2008 Record.....64-77 (10)  
2008 Attendance.....365,756 (5)

President.....Bill Dowling  
General Manager.....John Willi  
Media Contact.....Bob Dowling  
Broadcaster.....Jeff Dooley  
Flagship Station.....WDRG 1360 AM

Manager.....Tom Nieto  
Pitching Coach.....Steve Mintz  
Hitting Coach.....Floyd Rayford  
Trainer.....Tony Leo

### **2009 SEA DOGS VS. HARRISBURG**

@ Portland	@ Harrisburg
August 21 (Fri).....7:00	July 31 (Fri)..... 7:00
August 22 (Sat).....6:00	August 1 (Sat).....7:00
August 23 (Sun)....1:00	August 2 (Sun).....2:00
August 24 (Mon)....7:00	

### **2009 SEA DOGS VS. NEW BRITAIN**

@ Portland	@ New Britain
April 13 (Mon).....6:00	April 20 (Mon).....6:35
April 14 (Tue).....6:00	April 21 (Tue).....6:35
April 15 (Wed).....6:00	April 22 (Wed).....6:35
May 8 (Fri).....7:00	May 14 (Thu).....6:35
May 9 (Sat).....1:00	May 15 (Fri).....6:35
May 10 (Sun).....1:00	May 16 (Sat).....6:35
June 30 (Tue).....7:00	May 17 (Sun).....1:35
July 1 (Wed).....7:00	July 20 (Mon).....7:05
July 2 (Thu).....7:00	July 21 (Tue).....12:05
	July 22 (Wed).....7:05
	July 23 (Thu).....7:05

### **SEA DOGS RECORD VS. HARRISBURG**

2008 Record.....4-2  
2008 @ Portland.....3-0  
2008 @ Harrisburg.....1-2  
All-Time Record.....73-66  
Playoff Record.....2-6  
Largest Margin of Victory.....10 (6/22/96)  
Largest Margin of Defeat.....12 (7/03/03)

**Notable Alumni:** Moises Alou, Tony Armas, Jr., Orlando Cabrera, Cliff Floyd, Vladimir Guerrero, Ugueth Urbina, Ryan Zimmerman

### **SEA DOGS RECORD VS. NEW BRITAIN**

2008 Record.....15-10  
2008 @ Portland.....7-7  
2008 @ New Britain.....8-3  
All-Time Record.....165-135  
Largest Margin of Victory.....14 (5/24/97)  
Largest Margin of Defeat.....11 (4/27/01)

**Notable Alumni:** Jeff Bagwell, Ellis Burks, Roger Clemens, Torii Hunter, Francisco Liriano, Joe Mauer, Doug Mienkiewicz, Justin Morneau, David Ortiz, Curt Schilling, John Valentin, Mo Vaughn

# **EASTERN LEAGUE OPPONENTS**

## **NEW HAMPSHIRE FISHER CATS**



1 Line Drive  
Manchester, NH 03101  
Phone: 603-641-2005  
Fax: 603-641-2055  
www.nhfishercats.com

Rt 61/1900 S. Centre Ave.  
Reading, PA 19601  
Phone: 610-375-8469  
Fax: 610-373-5868  
www.readingphillies.com



### **TEAM INFORMATION/PERSONNEL**

Affiliation.....Toronto Blue Jays  
Years in Eastern League...1969-71, 2004-present  
Stadium.....MerchantsAuto.com Stadium  
Capacity.....6,500  
Dimensions.....LF-326, CF-400, RF-306  
League Titles.....1 (2004)  
Last Playoff Appearance.....2004  
2008 Record.....61-81 (11)  
2008 Attendance.....373,227 (4)

Owner, Managing Partner.....Art Solomon  
General Manager.....Rick Brenner  
Media Contact.....Mike Murphy  
Broadcasters.....Mike Murphy and Bob Lipman  
Flagship Station.....WGIR 610 AM

Manager.....Gary Cathcart  
Pitching Coach.....Tom Signore  
Hitting Coach.....Paul Elliott  
Trainer.....Voon Chong

### **TEAM INFORMATION/PERSONNEL**

Affiliation.....Philadelphia Phillies  
Years in E.L... '33-'35, '52-'61, '63-'65, 1967-present  
Stadium.....FirstEnergy Stadium  
Capacity.....9,000  
Dimensions.....LF-330, CF-400, RF-330  
League Titles.....5 ('67, '68, '73, '95, '01)  
Last Playoff Appearance.....2001  
2008 Record.....53-89 (12)  
2008 Attendance.....436,789 (1)

President.....Chuck Domino  
General Manager.....Scott Hunsicker  
Media Contact.....Rob Hackash  
Broadcaster.....Anthony Oppermann  
Flagship Station.....ESPN 1240 AM

Manager.....Steve Roadcap  
Pitching Coach.....Tom Filer  
Hitting Coach.....Frank Cacciatore  
Trainer.....Jason Kirkman

### **2009 SEA DOGS VS. NEW HAMPSHIRE**

#### **@ Portland**

May 19 (Tue).....6:00  
May 20 (Wed).....6:00  
May 21 (Thu).....12:00  
July 10 (Fri).....7:00  
July 11 (Sat).....6:00  
July 12 (Sun).....1:00  
July 13 (Mon).....12:00  
July 24 (Fri).....7:00  
July 25 (Sat).....6:00  
July 26 (Sun).....1:00  
September 4 (Fri).....7:00  
September 5 (Sat).....6:00  
September 6 (Sun).....1:00  
September 7 (Mon).....1:00

#### **@ New Hampshire**

May 26 (Tue).....7:05  
May 27 (Wed).....7:05  
May 28 (Thu).....11:05  
June 26 (Fri).....7:05  
June 27 (Sat).....7:05  
June 28 (Sun).....6:35  
June 29 (Mon).....7:05  
July 4 (Sat).....7:05  
July 5 (Sun).....6:35  
July 6 (Mon).....12:05  
August 28 (Fri).....7:05  
August 29 (Sat).....7:05  
August 30 (Sun).....6:35  
August 31 (Mon).....7:05

### **2009 SEA DOGS VS. READING**

#### **@ Portland**

August 18 (Tue)...7:00  
August 19 (Wed)...7:00  
August 20 (Thu)...7:00

#### **@ Reading**

July 27 (Mon).....7:05  
July 28 (Tue).....7:05  
July 29 (Wed).....7:05  
July 30 (Thu).....7:05

### **SEA DOGS RECORD VS. NEW HAMPSHIRE**

2008 Record.....14-14  
2008 @ Portland.....7-7  
2008 @ New Hampshire.....7-7  
All-Time Record.....57-51  
Largest Margin of Victory.....11 (5/06/08)  
Largest Margin of Defeat.....13 (9/06/04)  
**Notable Alumni:** Gustavo Chacin, John Hattig, Aaron Hill, Adam Lind, Dustin McGowan, Travis Snyder

### **SEA DOGS RECORD VS. READING**

2008 Record.....5-2  
2008 @ Portland.....3-1  
2008 @ Reading.....2-1  
All-Time Record.....66-70  
Largest Margin of Victory.....13 (8/03/93)  
Largest Margin of Defeat.....12 (7/17/00)  
**Notable Alumni:** Marlon Anderson, Bob Boone, Larry Bowa, Darren Daulton, Ryan Howard, Cole Hamels, Ryan Madson, Scott Rolen, Ryne Sandberg, Mike Schmidt, Chase Utley



# **EASTERN LEAGUE OPPONENTS**

## **TRENTON THUNDER**

One Thunder Road  
Trenton, NJ 08611  
Phone: 609-394-3300  
Fax: 609-394-7666  
[www.trentonthunder.com](http://www.trentonthunder.com)



### **TEAM INFORMATION/PERSONNEL**

Affiliation.....New York Yankees  
Years in Eastern League.....1994-present  
Stadium.....Waterfront Park  
Capacity.....6,440  
Dimensions.....LF-330, CF-407, RF-330  
League Titles.....2 (2007, 2008)  
Last Playoff Appearance.....2008  
2008 Record.....86-54 (1)  
2008 Attendance.....409,131 (3)

General Manager.....Will Smith  
Media Contact.....Bill Cook  
Broadcaster.....Steve Rudenstein  
Flagship Station.....WRRC 107.7 FM

Manager.....Tony Franklin  
Pitching Coach.....Tommy Phelps  
Hitting Coach.....Frank Menechino  
Trainer.....Tim Lentych

### **Sea Dogs Record vs. MLB Organizations**

<b>Organization</b>	<b>Record</b>
Anaheim	8-6
Baltimore	71-68
Boston	73-78
Cleveland	67-73
Colorado	47-43
Detroit	35 -31
Minnesota	156-124
Montreal	55-57
New York Mets	128-140
New York Yankees	142-138
Philadelphia	66-70
Pittsburgh	30-34
St. Louis	26-14
San Francisco	67-58
Seattle	18-25
Toronto	83-58
Washington	18-9

### **2009 SEA DOGS VS. TRENTON**

#### **@ Portland**

June 5 (Fri).....7:00  
June 6 (Sat).....6:00  
June 7 (Sun).....1:00  
September 1 (Tue)....6:00  
September 2 (Wed)....6:00  
September 3 (Thu)...6:00

#### **@ Trenton**

May 11 (Mon).....7:05  
May 12 (Tue).....7:05  
May 13 (Wed).....7:05  
July 16 (Thu).....7:05  
July 17 (Fri).....7:05  
July 18 (Sat).....7:05  
July 20 (Sun).....1:05

### **SEA DOGS RECORD VS. TRENTON**

2008 Record.....8-13  
2008 @ Portland.....1-7  
2008 @ Trenton.....7-6  
All-Time Record.....123-123  
Playoff Record.....7-9  
Largest Margin of Victory.....12 (7/17/98)  
Largest Margin of Defeat.....13 (7/03/06)

**Notable Alumni:** Melky Cabrera, Robinson Cano, Joba Chamberlain, Tony Clark, David Eckstein, Nomar Garciaparra, Trot Nixon, Carl Pavano, Chien-Ming Wang, Kevin Youkilis

# ***2008 SEASON SUMMARY***

The Portland Sea Dogs reached the post-season for the fourth consecutive season in 2008, the longest streak in franchise history. In 2009, the Sea Dogs will attempt to become the first Red Sox affiliate to reach the playoffs in five straight seasons since the Scranton Red Sox from 1939 to 1943.

For the fourth straight year the Sea Dogs faced the Trenton Thunder, Double-A affiliate of the New York Yankees, in the Northern Division Championship Series. Trenton would sweep the Sea Dogs on route to their second straight Eastern League crown.

Justin Masterson was the Sea Dogs Opening Day starter and made quite an impression. Masterson was selected the Eastern League Pitcher of the Week for the opening week of the 2008 season, making two starts and posting a 0-0 record with a 0.00 ERA, ten strikeouts, and no walks in 9 innings pitched. On April 24th, Masterson found himself on the mound at Fenway Park for a spot start where he tossed six strong innings against the Angels in his Major League debut but did not factor into the decision. After a brief stop back in Portland and eventually in Pawtucket, Masterson would conclude the 2008 season as one of the most reliable arms in the Red Sox bullpen. In his rookie season with the Red Sox Masterson posted a 6-5 record with one save and 3.16 ERA. Masterson also made nine appearances for the Red Sox in the playoffs where he was 1-0 with one save and a 1.86 ERA.

On April 16th the Sea Dogs played their longest game in franchise history, a 17 inning marathon that lasted 5 hours and 41 minutes. Jay Johnson was the hero for the Sea Dogs as Portland defeated the Connecticut Defenders 8-7. Not only did Johnson deliver the game winning hit in the bottom of the 17th inning but he also was the winning pitcher. It was just the 10th time in franchise history and second for Johnson, that a position player was called upon to pitch. Johnson is the only one to pick-up a win. Additionally, it is believed Johnson is the first position player in Minor League Baseball history to deliver the game winning hit and be the winning pitcher.

Zach Daeges was selected the Eastern League Player of the Month for May after hitting a league best .414 with 11 doubles, one home run, 14 RBI, and 17 runs scored. He also reached base safely in 32 consecutive games, the fourth longest streak in team history and the longest by a Red Sox minor leaguer in 2008.

The Sea Dogs sent five representatives to the 2008 Eastern League All-Star Game in Manchester, New Hampshire; pitchers Michael Bowden and Beau Vaughan and outfielders Bubba Bell, Jeff Corsaletti, and Zach Daeges. Following the All-Star Game, Bowden and Corsaletti were promoted to Triple-A Pawtucket. At the time of the call-up Bowden ranked second in the Eastern League in ERA (2.87) and strikeouts (101), while Corsaletti ranked second in the league in runs scored (60) and seventh in hitting (.311). In parts of two seasons with the Sea Dogs, Corsaletti compiled 136 walks to set a new franchise record.

The departure of Corsaletti opened the door for Lars Anderson to join the Sea Dogs from Single-A Lancaster. The highly regarded prospect did not disappoint reaching base in 36 of the 41 games he played for the Sea Dogs. He hit .316 in with the Sea Dogs with 5 home runs (including two grand slams) and 30 RBI. He was the Eastern League Player of the Week for the week ending August 17th. Anderson combined to bat .317 with 85 runs scored, 32 doubles, and 80 RBI between Single-A Lancaster and Portland and was honored as the Red Sox Minor League Offensive Player of the Year.

Sea Dogs fans also were fortunate to see plenty of Daniel Bard, the Red Sox Minor League Pitcher of the Year in 2008. Bard arrived in Portland from Single-A Greenville on May 17th. In 31 appearances for the Sea Dogs, Bard posted a 4-1 record with a 1.99 ERA striking out 64 batters in 49.2 innings pitched. Bard also thrilled fans as he often hit 100 mph on the Hadlock Field radar gun, the first pitcher in franchise history to do so.

Perhaps the biggest highlight of the season for Sea Dogs fans was a three day rehab stint in Portland for Red Sox slugger David Ortiz. Big Papi was in town to rehab an injured wrist from July 21st to July 23rd. Tickets for the three David Ortiz games were the hottest ticket in town as a franchise record 7,000 tickets were sold online the day the news came out. The remaining tickets were sold out in the first 20 minutes the Sea Dogs ticket office was open Monday morning. Although Ortiz only collected two hits in his three days in Portland, fans were simply thrilled for the opportunity to see him play in Portland.

Although the 2007 season was a thrilling season for Clay Buchholz which was highlighted by tossing a no-hitter in just his second Major League start, the 2008 season was a struggle for the highly touted rookie. On May 20th the Red Sox sent Buchholz back to Portland to work with pitching coach Mike Cather. Ironically, Buchholz's first start with Portland would come on August 25th, when the Sea Dogs were celebrating Clay Buchholz Bobblehead Doll Night, commemorating his 2007 no-hitter.

Off the field, 2008 was another successful season for the Sea Dogs. The franchise shattered its April attendance record drawing 65,254 fans during the month, more than 11,000 fans then the previous record. On August 28th, the Sea Dogs welcomed the 6 millionth fan in franchise history. On the season, 412,403 fans came out to Hadlock Field, an average of 6,249 fans per game, ranking second in the Eastern League, fifth in Double-A baseball, and 30th in all of Minor League Baseball.

# 2008 SEASON SUMMARY

The 2008 season was also a successful season for many former Sea Dogs. 20 former Sea Dogs would see time with the Red Sox. Dustin Pedroia became the first former Sea Dog to earn American League MVP honors. Jon Lester tossed a no-hitter on May 19th against the Kansas City Royals at Fenway Park. Jed Lowrie broke into the big leagues and drove in the winning run in Game 4 of the American League Divisional Series sending the Red Sox to the American League Championship Series. Jeff Bailey was named the International League MVP and Charlie Zink was named International League Pitcher of the Year and after 8 seasons in the minor league got an opportunity for a spot start in Boston.

The Red Sox were one of only two organizations in baseball to have every one of their minor league affiliates finish the season with a record above .500.

## 2008 PLAYOFF STATS

BATTERS	AVG	G	AB	R	H	2B	3B	HR	RBI	BB	SO	SB	CS	SLG	OBP	E
Anderson, Lars	.182	3	11	1	2	0	0	1	1	1	4	0	0	.455	.250	0
Bates, Aaron	.300	3	10	1	3	3	0	0	1	1	1	0	0	.600	.417	0
Daeges, Zach	.231	3	13	0	3	0	0	0	1	0	2	0	0	.231	.231	0
Diaz, Argenis	.000	1	4	0	0	0	0	0	0	0	2	0	0	.000	.000	1
Granadillo, Tony	.000	1	0	0	0	0	0	0	0	0	0	0	0	.000	.000	0
Hall, Mickey	.200	3	10	1	2	1	0	1	3	1	4	0	0	.600	.273	0
Jimenez, Jorge	.455	3	11	2	5	2	0	0	0	2	3	0	0	.636	.538	0
Khoury, Ryan	.333	2	6	1	2	1	0	0	1	3	1	0	0	.500	.556	0
Reddick, Josh	.091	3	11	1	1	0	0	0	1	1	5	0	0	.091	.167	0
Suarez, Iggy	.182	3	11	1	2	1	0	0	0	1	1	0	0	.273	.250	1
Wagner, Mark	.091	3	11	0	1	1	0	0	0	0	3	0	0	.182	.167	0
<b>Total-All Batters</b>	<b>.214</b>	<b>3</b>	<b>98</b>	<b>8</b>	<b>21</b>	<b>9</b>	<b>0</b>	<b>2</b>	<b>8</b>	<b>10</b>	<b>26</b>	<b>0</b>	<b>0</b>	<b>.367</b>	<b>.300</b>	<b>2</b>

PITCHERS	W-L	ERA	G	GS	CG	SHO	SV	IP	H	R	ER	HR	HB	BB	SO	WP	AVG
Asencio, Miguel	0-1	3.86	2	0	0	0	0	2.1	1	1	1	0	0	3	2	0	.125
Buchholz, Clay	0-0	4.50	1	1	0	0	0	6.0	6	3	3	1	2	1	9	0	.250
Cox, Bryson	0-0	13.50	1	0	0	0	0	0.2	1	1	1	0	2	1	1	0	.333
Gassner, Dave	0-1	13.50	1	0	0	0	0	0.2	1	1	1	0	0	1	0	0	.333
Haigwood, Daniel	0-0	0.00	1	0	0	0	0	1.0	0	0	0	0	0	0	1	0	.000
James, Michael	0-0	0.00	1	0	0	0	0	3.0	1	0	0	0	0	0	1	0	.100
Johnson, Kris	0-1	1.50	1	1	0	0	0	6.0	4	2	1	0	1	2	2	0	.174
Large, TJ	0-0	0.00	1	0	0	0	0	0.1	1	0	0	0	0	0	1	0	.500
Lawson, Ryne	0-0	6.75	1	1	0	0	0	4.0	5	3	3	0	1	3	2	1	.357
Lentz, Richie	0-0	0.00	1	0	0	0	0	1.0	0	0	0	0	0	0	1	0	.000
<b>Total-All Pitchers</b>	<b>0-3</b>	<b>3.60</b>	<b>3</b>	<b>3</b>	<b>0</b>	<b>0</b>	<b>0</b>	<b>25.0</b>	<b>20</b>	<b>11</b>	<b>10</b>	<b>1</b>	<b>4</b>	<b>11</b>	<b>20</b>	<b>1</b>	<b>.215</b>

## **2008 TRANSACTIONS**

- April 3 LHP **Andrew Dobies**, RHP **Matt Goodson** and LHP **Tommy Hottovy** placed on the disabled list.
- April 8 RHP **Chris Smith** promoted to Triple-A Pawtucket.
- April 9 RHP **Miguel Asencio** received from Extended Spring Training.
- April 15 OF **Zach Daeges** placed on the disabled list (wrist sprain) retroactive to April 14.  
RHP **Matt Goodson** activated from the disabled list.
- April 16 OF **Jeff Corsaletti** received from Extended Spring Training.  
INF **Jeff Natale** promoted to Triple-A Pawtucket.
- April 17 1B **Aaron Bates** placed on the temporary inactive list.  
LHP **Daniel Haigwood** assigned to Single-A Lowell.  
LHP **Kyle Fernandes** and C **Sandy Madera** assigned to Portland from Single-A Lowell.
- April 21 LHP **Kyle Fernandes** assigned to Single-A Lowell.  
LHP **Daniel Haigwood** received from Single-A Lowell.
- April 22 1B **Aaron Bates** removed from temporary inactive list.  
OF **Jay Johnson** placed on the disabled list (ruptured Achilles).
- April 24 OF **Mickey Hall** received from Single-A Lancaster.  
RHP **Justin Masterson** promoted to the Boston Red Sox.
- April 26 C **Sandy Madera** promoted to Triple-A Pawtucket.
- April 27 RHP **Justin Masterson** assigned from the Boston Red Sox.
- May 2 OF **Zach Daeges** activated from the disabled list (wrist sprain).  
OF **Sean Danielson** promoted to Triple-A Pawtucket.
- May 10 OF **Jered Stanley** received from Extended Spring Training.
- May 11 RHP **Jose Vaquedano** promoted to Triple-A Pawtucket.
- May 15 LHP **Hunter Jones** promoted to Triple-A Pawtucket.  
LHP **Carlos Vasquez** received from High-A Lancaster.
- May 16 RHP **Matt Goodson** placed on the disabled list (right calf soreness) retroactive to May 13
- May 17 RHP **Miguel Asencio** promoted to Triple-A Pawtucket.  
RHP **Daniel Bard** received from Single-A Greenville.  
LHP **Tommy Hottovy** activated from disabled list.
- May 20 RHP **Justin Masterson** recalled by the Boston Red Sox.
- May 21 RHP **Matt Goodson** activated from the disabled list (right calf soreness).
- May 24 INF **Sandy Madera** received from Triple-A Pawtucket.  
OF **Jered Stanley** assigned to Single-A Greenville.
- May 28 RHP **Miguel Asencio** received from Triple-A Pawtucket.  
LHP **Tommy Hottovy** (sore forearm) placed on the disabled list.
- June 6 LHP **Daniel Haigwood** assigned to Single-A Lowell.
- June 7 LHP **Dave Gassner** assigned to Portland from York Revolution (Atlantic League).
- June 10 LHP **Daniel Haigwood** received from Single-A Lowell.  
LHP **Dustin Richardson** assigned to Single-A Lowell.
- June 16 LHP **Dustin Richardson** received from Single-A Lowell and placed on the disabled list (shoulder tendonitis).
- June 19 RHP **Miguel Asencio** promoted to Triple-A Pawtucket.  
RHP **T.J. Large** received from Single-A Lancaster.
- June 27 INF **Jorge Jimenez** received from Single-A Lancaster.  
INF **Andrew Pinckney** released by the Boston Red Sox.
- June 29 RHP **Matt Goodson** placed on the disabled list.
- July 2 LHP **Dustin Richardson** assigned to Lowell on a rehab assignment.
- July 3 RHP **Adam Mills** received from Single-A Lancaster.
- July 9 RHP **Richie Lentz** received from Single-A Lancaster.  
LHP **Carlos Vasquez** placed on the disabled list.
- July 10 RHP **Miguel Asencio** received from Triple-A Pawtucket.  
LHP **Daniel Haigwood** placed on the disabled list.
- July 11 INF **Ryan Khoury** placed on the disabled list retroactive to July 9.  
INF **Kris Negron** received from Single-A Greenville.
- July 12 RHP **Michael Bowden** placed on the disabled list (sore calf) retroactive to July 10.  
LHP **Dustin Richardson** activated from the disabled list (shoulder tendonitis).

# **2008 TRANSACTIONS**

- July 17 OF **Jeff Corsaletti** and INF **Sandy Madera** promoted to Triple-A Pawtucket.  
INF **Lars Anderson** and INF **Argenis Diaz** received from Single-A Lancaster.  
INF **Kris Negron** assigned of Single-A Greenville.  
OF **Bryan Pritz** received from Triple-A Pawtucket.
- July 18 LHP **Daniel Haigwood** activated from the disabled list.  
RHP **Chad Rhoades** placed on the disabled list.
- July 21 RHP **Michael Bowden** activated from the disabled list (sore calf) and promoted to Triple-A Pawtucket.  
OF **Bubba Bell** placed on the disabled list.  
DH **David Ortiz** assigned to Portland on a rehab assignment from the Boston Red Sox.  
OF **Josh Reddick** assigned from Single-A Lancaster.
- July 25 DH **David Ortiz** activated by the Boston Red Sox.
- July 31 RHP **Adam Mills** assigned to Single-A Lowell.  
LHP **Carlos Vasquez** activated from the disabled list.
- Aug 1 LHP **Dave Gassner** and INF **Tony Granadillo** placed on the disabled list (calf strains).  
INF **Ryan Khoury** activated from the disabled list.  
RHP **Ryne Lawson** received from Single-A Greenville.
- Aug 6 RHP **Ryne Lawson** assigned to Single-A Lancaster.  
RHP **Adam Mills** received from Single-A Lowell.
- Aug 8 LHP **Dave Gassner** activated from the disabled list.  
RHP **Beau Vaughan** promoted to Triple-A Pawtucket.  
C **John Otness** placed on the disabled list.  
C **Juan Apodaca** received from Single-A Greenville.
- Aug 10 RHP **Kyle Jackson** assigned to Single-A Lancaster.  
RHP **Ryne Lawson** received from Single-A Lancaster.
- Aug 16 INF **Tony Granadillo** activated from the disabled list and promoted to Triple-A Pawtucket.  
RHP **Chad Rhoades** activated from the disabled list.  
LHP **Carlos Vasquez** placed on the disabled list.
- Aug 19 INF **Tony Granadillo** received from Triple-A Pawtucket.  
INF **Ryan Khoury** placed on the disabled list.
- Aug 22 OF **Bryan Pritz** placed on the disabled list (sore hamstring).
- Aug 23 RHP **Clay Buchholz** optioned from the Boston Red Sox.
- Aug 25 C **Juan Apodaca** placed on the disabled list (strained calf).  
C **John Otness** activated from the disabled list.
- Aug 27 LHP **Dave Gassner** assigned to Single-A Greenville.  
OF **Jered Stanley** received from Single-A Greenville.  
LHP **Carlos Vasquez** activated from the disabled list and released by the Boston Red Sox.
- Aug 31 RHP **Miguel Asencio** promoted to Triple-A Pawtucket.  
RHP **Daniel Bard** placed on the disabled list.  
LHP **Dave Gassner** received from Single-A Greenville.  
INF **Ryan Khoury** activated from the disabled list.
- Sep 1 C **Juan Apodaca** activated from the disabled list.  
C **John Otness** placed on the disabled list (right shoulder).
- Sep 3 RHP **Miguel Asencio** received from Triple-A Pawtucket.  
RHP **Bryce Cox** received from Single-A Lancaster.  
RHP **Adam Mills** promoted to Triple-A Pawtucket.  
OF **Jered Stanley** assigned to Single-A Greenville.

# 2008 HIGHS & LOWS

## Individual Batting

At-Bats, Game	8T	2 times, last, Aaron Bates, 4-16 vs. CTD
Runs, Game	3	19 times, last, Argenis Diaz 8-26 vs. NBR #2
Hits, Game	4	16 times, last, Lars Anderson, 8-15 vs. HRB
Singles, Game	4	2 times, last, Bubba Bell, 5-21 at NHF
Doubles, Game	3T	3 times; last, Mickey Hall 6-28 vs. TRE
Triples, Game	1	27 times; last, Tony Granadillo, 8-30 vs. NHF
Home Runs, Game	2	6 times; last, Iggy Suarez, 6-22 at NHF
RBI, Game	7T	Aaron Bates, 5-6 vs. NHF
Extra-Base Hits, Game	3	5 times; last, Andrew Pinckney, 6-1 at NHF
Total Bases, Game	10	3 times, last; Andrew Pinckney, 6-1 at NHF
Base on Balls, Game	4	4 times; last, Jeff Corsaletti, 5-30 at NHF
Strikeouts, Game	4	2 times; last, Jered Stanley, 8-29 vs. NHF
Sacrifice Hits, Game	1	8 times; last, Iggy Suarez, 8-10 at CTD
Sacrifice Flies, Game	2T	3 times; last, Zach Daeges, 7-1 at TRE
Hit By Pitch, Game	1	68 times; last, Ryan Khoury, 9-1 vs. NHF
Stolen Bases, Game	2	Mickey Hall, 6-19 vs. NBR
Caught Stealing, Game	1	24 times; last, Jorge Jimenez, 8-26 vs NBR #2
Longest Hitting Streak, Season	16	Aaron Bates, May 17 - June 3
Longest On-Base Streak, Season	32	Zach Daeges, April 9 - June 2

## Individual Pitching

Strikeouts, Game	11	2 times; last, Dustin Richardson, 9-1 vs. NHF
Walks, Game	6	Kyle Jackson, 8-2 vs. TRE
Runs Allowed, Game	10	Dave Gassner, 7-10 vs. NHF
Earned Runs Allowed, Game	10	Dave Gassner, 7-10 vs. NHF
Most Hits Allowed, Game	16	Dave Gassner, 7-10 vs. NHF
Most Innings Pitched, Starter	8.0	Clay Buchholz, 8-30 vs. NHF
Fewest Hits Allowed, 9 Inn. CG	-	
Fewest Hits Allowed, 7 Inn. CG	-	
Most Innings Pitched, Reliever	4.1	Daniel Haigwood, 6-22 at NHF
Fewest Innings Pitched, Starter	2.0	3 times; last, Dustin Richardson 8-9 at CTD #1
Consecutive Scoreless Innings	23.1*	Kris Johnson, June 15 - July 1
Consecutive Wins, Season	7	Dave Gassner, July 15 - current (franchise record)
Consecutive Losses, Season	5	Adam Mills, July 3 - current

## Team Miscellaneous

Longest Winning Streak	8	April 13-30
Longest Home Winning Streak	6	August 12-17
Longest Road Winning Streak	5	April 9-20
Longest Losing Streak	7	April 29 - May 5
Longest Home Losing Streak	4	3 times, last; July 22 - August 2
Longest Road Losing Streak	6	April 29 - May 4
Longest Nine-Inning Game, Time	4:09*	5-30 at NHF
Longest Extra-Inning Game, Time	5:41*	4-16 vs. CTD
Shortest Nine-Inning Game, Time	2:20	3 times, last; 6-12 at ERI
Largest Margin of Victory	11	3 times, last; 5-6 vs. NHF
Largest Margin of Defeat	12	7-22 vs. CTD
Largest Crowd, Hadlock Field	7,368T	27 times, last, 8-31 NHF
Smallest Crowd, Hadlock Field	3,000	4-15 vs. CTD
Largest Crowd, Road	8,129	6-21 at NHF
Smallest Crowd, Road	1,016	4-8 at CTD
Largest Deficit Overcome in Win	5	2 times; last, 7-29 at NHF
Largest Lead Surrendered in Loss	10	6-7 vs. AKR
Comeback Wins	29	Last; 8-26 vs. NBR #1

\* - Team Record

T – Ties Team Record

L – League Record



# 2008 HIGHS & LOWS

## Team Batting

Runs, Game, Sea Dogs	17	6-1 at NHF
Runs, Game, Opponent	18	7-22 vs. CTD
Runs, Inning, Sea Dogs	10	5th inning, 5-26 vs. NBR
Runs, Inning, Opponent	7	2 times; last, 4th inning 6-14 at AKR
Hits, Game, Sea Dogs	21T	2 times; last, 5-30 at NHF
Hits, Game, Opponent	23*	6-2 at NHF
Extra-Base Hits, Game, Sea Dogs	9	6-1 at NHF
Extra-Base Hits, Game, Opponent	9	4 times; last, 7-10 vs. NHF
Home Runs, Game, Sea Dogs	5	5-23 vs. NBR
Home Runs, Game, Opponent	5	8-9 at CTD #2
Singles, Game, Sea Dogs	17	4-20 at BNG
Singles, Game, Opponent	14	6-2 at NHF
Doubles, Game, Sea Dogs	8*	5-30 at NHF
Doubles, Game, Opponent	7	6-2 at NHF
Triples, Game, Sea Dogs	2	4 times; last, 8-30 vs. NHF
Triples, Game, Opponent	2	2 times; last, 8-12 vs. ALT
Total Bases, Game, Sea Dogs	35	6-1 at NHF
Total Bases, Game, Opponent	36	6-2 at NHF
Left On Base, Game, Sea Dogs	22*	4-16 at CTD
Left On Base, Game, Opponent	17	6-18 vs. NBR
Stolen Bases, Game, Sea Dogs	3	6-19 vs. NBR
Stolen Bases, Game, Opponent	4	4-8 at CTD
Caught Stealing, Game, Sea Dogs	2	3 times; last, 6-26 at CTD
Caught Stealing, Game, Opponent	3	2 times; last, 8-15 vs. HRB
Sacrifice Hits, Game, Sea Dogs	1	8 times; last, 8-10 at CTD
Sacrifice Hits, Game, Opponent	2	4 times; last, 6-25 at CTD
Sacrifice Flies, Game, Sea Dogs	3	2 times; last, 7-12 at NBR #1
Sacrifice Flies, Game, Opponent	3	8-2 vs. TRE #1
Hit By Pitch, Game, Sea Dogs	2	6 times; last, 8-15 vs. HRB
Hit By Pitch, Game, Opponent	3	2 times; last, 8-5 at REA

## Team Fielding

Double Plays Turned, Game, Dogs	4	2 times; last, 8-15 v.s HRB
Double Plays Turned, Game, Opp.	4	4 times; last, 7-23 vs. CTD
Errors, Game, Sea Dogs	5	2 times; last, 5-10 vs. BOW
Errors, Game, Opponent	5	5-14 at TRE
Errors, Game, Individual	2	8 times; last, Argenis Diaz, 8-28 vs. NBR

## Team Pitching

Strikeouts, Game, Sea Dogs	16	2 times; last, 8-13 vs. ALT
Strikeouts, Game, Opponent	15	5-20 at NHF
Base on Balls, Game, Sea Dogs	12	4-16 vs. CTD
Base on Balls, Game, Opponent	17*	4-16 vs. CTD
Fewest Hits Allowed, Game, Dogs	1	5-7 vs. NHF
Fewest Hits Allowed, Game, Opp.	2	4 times; last, 7-19 vs. TRE #2
Pitchers Used, Game, Sea Dogs	7	4-16 vs. CTD

\* - Team Record    T – Ties Team Record    L – League Record

Runs By Inning	1	2	3	4	5	6	7	8	9	X	TOT
Portland	77	98	87	98	99	66	65	55	47	12	704
Opponents	58	73	94	89	71	83	67	73	36	4	648

Total Runs Per Inning	1	2	3	4	5	6+
Portland	165	80	57	22	15	6
Opponents	164	89	46	24	7	6

## **2008 RECORD WHEN...**

	<b>Home</b>	<b>Away</b>	<b>Overall</b>
Overall	36-32	38-34	74-66
Night Games	26-22	28-25	54-47
Day Games	10-10	10-9	20-19
vs. LHP Starter	8-15	14-13	22-28
vs. RHP Starter	28-17	24-21	52-38
When Sea Dogs Score First	28-8	29-9	57-17
When Opp. Score First	8-24	9-25	17-49
When Scoring 4+ Runs	30-12	31-9	61-21
When Scoring <=3 Runs	6-20	7-25	13-45
Lead After 5th	30-8	27-3	57-11
Tied After 5th	5-8	5-2	10-10
Trail After 5th	1-16	6-27	7-43
Lead After 6th	30-3	29-3	59-6
Tied After 6th	5-7	5-1	10-8
Trail After 6th	1-21	4-28	5-49
Lead After 7th	35-4	30-1	65-5
Tied After 7th	1-3	4-4	5-7
Trail After 7th	0-24	4-27	4-51
Lead After 8th	31-1	26-0	57-1
Tied After 8th	2-2	7-2	9-4
Trail After 8th	1-25	1-26	2-51
Extra Innings	2-1	4-1	6-2
Doubleheader Games	2-3	1-3	3-6
Shutouts	3-5	4-4	7-9
One-Run Games	9-7	10-13	19-20
Two-Run Games	7-7	4-3	11-10
Wins in Final AB	5-5	8-5	13-10
When Hitting a HR	23-6	21-12	44-18
When Committing an Error	22-21	19-18	41-39
vs. North Division	24-25	32-22	56-47
Binghamton	5-2	4-0	9-2
Connecticut	4-2	6-6	10-8
New Britain	7-7	8-3	15-10
New Hampshire	7-7	7-7	14-14
Trenton	1-7	7-6	8-13
vs. South Division	12-7	6-12	18-19
Akron	0-3	1-2	1-5
Altoona	3-0	1-2	4-2
Bowie	1-2	1-2	2-4
Erie	2-1	1-2	3-3
Harrisburg	3-0	1-2	4-2
Reading	3-1	2-1	5-2
Monday	4-4	4-3	8-7
Tuesday	8-2	7-3	15-5
Wednesday	5-5	5-5	10-10
Thursday	4-5	4-7	8-12
Friday	6-4	4-5	10-9
Saturday	6-6	8-6	14-12
Sunday	3-6	6-5	9-11
April	8-5	9-3	17-8
May	9-5	7-8	16-13
June	4-7	7-9	11-16
July	5-8	10-5	15-13
August	10-6	5-9	15-15
September	0-1	0-0	0-1

# 2008 DAY-BY-DAY

Date	Opp.	W/L	Score	Rec.	GB	Win	Loss	Save	Time	Att.
4-3	@ NB	W	3-0	1-0	-/T-1st	Vaquedano (1-0)	Gabino (0-1)	Vaughan (1)	3:03	5,289
4-4	@ NB	PPD.				PPD. RAIN	DAY/NIGHT DH	MAY 17		
4-5	@ NB	W	2-1	2-0	-/T-1st	Rhoades (1-0)	Sawatski (0-1)	James (1)	2:39	3,691
4-6	@ NB	W	6-3	3-0	-/T-1st	Vaquedano (2-0)	Rainville (0-1)	Jones (1)	3:34	2,611
4-7	@ CT	W	7-3	4-0	+1.0/1st	Richardson (1-0)	Martinez (0-1)		3:04	1,017
4-8	@ CT	L	1-2 (11)	4-1	-/T-1st	Romo (1-0)	James (0-1)		3:10	1,016
4-9	@ CT	W	1-0	5-1	+1.0/1st	Asencio (1-0)	Cowart (0-1)	Vaughan (2)	2:36	1,146
4-10	OFF DAY				+0.5/1st					
4-11	NB	L	1-3	5-2	+0.5/1st	Swarzak (1-0)	Bowden (0-1)	Julianel (2)	3:10	5,358
4-12	NB	L	5-14	5-3	-0.5/2nd	Rainville (1-1)	Johnson (0-1)	Shinskie (1)	3:08	5,501
4-13	NB	W	5-1	6-3	+0.5/1st	Richardson (2-0)	Sosa (0-1)	Haigwood (1)	2:35	4,139
4-14	CT	W	5-4 (11)	7-3	+0.5/1st	Vaquedano (3-0)	Hedrick (0-2)		3:42	3,031
4-15	CT	W	3-2	8-3	+1.5/1st	Jackson (1-0)	Broshuis (1-1)	Jones (2)	2:33	3,000
4-16	CT	W	8-7 (17)	9-3	+1.5/1st	Johnson (1-0)	Klink (0-1)		5:41	3,822
4-17	@ BI	W	5-4	10-3	+2.5/1st	Fernandes (1-0)	Hietpas (1-2)		2:56	3,459
4-18	@ BI	W	9-3	11-3	+3.0/1st	Richardson (3-0)	Ruckle (1-1)		3:07	4,212
4-19	@ BI	W	6-2	12-3	+3.0/1st	Masterson (1-0)	Niese (1-1)	Jones (3)	3:15	2,759
4-20	@ BI	W	13-2	13-3	+4.0/1st	Goodson (1-0)	Sanchez (2-1)		3:21	2,886
4-21	NH	L	3-9	13-4	+3.5/1st	Richmond (2-2)	Bowden (0-2)		3:12	5,107
4-22	NH	W	11-2	14-4	+4.0/1st	Johnson (1-1)	Magee (0-3)		2:52	4,616
4-23	NH	L	2-4	14-5	+3.0/1st	Romero (1-2)	Richardson (3-1)	Stidfole (2)	3:22	6,977
4-24	BI	L	0-2	14-6	+2.0/1st	Niese (2-1)	Asencio (1-1)	Kunz (4)	2:33	5,229
4-25	BI	W	6-4	15-6	+2.0/1st	Vaquedano (4-0)	Camacho (1-2)	Vaughan (3)	2:55	5,718
4-26	BI	W	12-1	16-6	+3.0/1st	Bowden (1-2)	Parnell (0-2)		2:48	7,368
4-27	BI	W	3-0	17-6	+3.0/1st	Johnson (2-1)	Brown (0-2)	Rhoades (1)	2:35	5,388
4-28	OFF DAY									
4-29	@ BO	L	3-4	17-7	+2.0/1st	Tillman (2-0)	Richardson (3-2)	Manon (5)	2:47	1,435
4-30	@ BO	L	3-5	17-8	+2.0/1st	Waters (5-0)	Masterson (1-1)	Manon (6)	3:05	1,461
5-1	@ BO	L	1-3	17-9	+2.0/1st	Bergesen (2-0)	Goodson (1-1)	Manon (7)	2:29	5,873
5-2	@ TR	L	0-1	17-10	+1.0/1st	Coke (1-1)	Bowden (1-3)	Gardner (4)	2:20	5,157
5-3	@ TR	L	3-6	17-11	-/T-1st	Claggett (1-0)	Asencio (1-2)	Cox (1)	3:06	6,045
5-4	@ TR	L	2-3	17-12	-1.0/2nd	Kroenke (2-0)	Jones (0-1)		3:00	5,621
5-5	NH	L	4-5	17-13	-2.0/3rd	Pinto (1-0)	Masterson (1-2)	Stidfole (3)	3:19	5,161
5-6	NH	W	14-3	18-13	-2.0/3rd	Goodson (2-1)	Wideman (1-4)		2:49	3,903
5-7	NH	W	10-0	19-13	-2.0/3rd	Bowden (2-3)	Richmond (2-4)		2:56	3,610
5-8	NH	W	5-1	20-13	-2.0/2nd	Johnson (3-1)	Magee (0-5)		3:09	4,492
5-9	BO	L	3-7	20-14	-3.0/2nd	Tillman (3-0)	Richardson (3-3)		3:07	6,537
5-10	BO	W	7-5	21-14	-2.0/2nd	Rhoades (2-0)	Lewis (0-2)	Jones (4)	3:04	6,362
5-11	BO	L	1-3	21-15	-2.5/2nd	Bergesen (3-0)	Goodson (2-2)	Manon (11)	2:44	4,948
5-12	OFF DAY									
5-13	@ TR	W	7-1	22-15	-1.5/2nd	Bowden (3-3)	McCutchen (4-3)		3:38	7,774
5-14	@ TR	W	10-6	23-15	-0.5/2nd	Jackson (2-0)	Gardner (2-3)		3:36	7,622
5-15	@ TR	L	2-7	23-16	-1.5/2nd	Jones (6-0)	Masterson (1-3)		2:27	5,506
5-16	@ NB	PPD.			-2.0/2nd	PPD. RAIN	MAKE UP DATE JULY 12			
5-17 -1	@ NB	L	4-8 (7)	23-17	-2.5/2nd	Mullins (4-2)	Vasquez (0-1)		2:04	3,625
5-17 -2	@ NB	W	6-2 (7)	24-17	-2.5/2nd	Hottovy (1-0)	Miller (1-1)		2:09	6,009
5-18	@ NB	W	7-6	25-17	-2.0/2nd	Haigwood (1-0)	Gabino (3-3)	Vaughan (4)	3:51	6,207
5-19	OFF DAY									
5-20	@ NH	W	3-2 (11)	26-17	-2.0/2nd	Vasquez (1-1)	Vermilyea (2-1)	Rhoades (2)	3:31	4,818
5-21	@ NH	W	9-5	27-17	-2.0/2nd	Bard (1-0)	Stidfole (0-1)		3:10	4,944
5-22	@ NH	L	3-7	27-18	-3.0/2nd	Wideman (2-6)	Richardson (3-4)		2:53	7,956
5-23	NB	W	7-6	28-18	-2.0/2nd	James (1-1)	Mullins (4-3)	Vaughan (5)	3:14	6,217
5-24	NB	W	4-1	29-18	-2.0/2nd	Bowden (4-3)	Swarzak (2-2)	Bard (1)	2:20	7,368
5-25	NB	L	3-6	29-19	-3.0/2nd	Rainville (4-5)	Johnson (3-2)	Julianel (8)	3:10	7,368
5-26	NB	W	15-11	30-19	-3.0/2nd	Jackson (3-0)	Simonitsch (0-2)		3:25	7,033
5-27	BI	W	6-2	31-19	-1.5/2nd	Richardson (4-4)	Sanchez (4-4)		3:00	4,262
5-28	BI	W	3-1	32-19	-0.5/2nd	Haigwood (2-0)	Brown (2-4)	Vasquez (1)	2:29	4,888
5-29	BI	L	2-6	32-20	-1.5/2nd	Camacho (3-2)	Rhoades (2-1)		3:07	5,267
5-30	@ NH	W	15-10	33-20	-0.5/2nd	James (2-1)	Vermilyea (3-3)	Vaughan (6)	4:09	7,325
5-31	@ NH	L	5-12	33-21	-1.5/2nd	Pinto (4-1)	Goodson (2-3)		3:29	6,762
6-1	@ NH	W	17-11	34-21	-1.5/2nd	Richardson (5-4)	Wideman (3-7)		3:23	7,228
6-2	@ NH	L	10-17	34-22	-2.0/2nd	Richmond (4-5)	Haigwood (2-1)		3:52	3,462
6-3	ER	W	8-1	35-22	-1.0/2nd	Bowden (5-3)	Connolly (0-5)		2:46	5,599
6-4	ER	L	0-5 (6)	35-23	-2.0/2nd	Christensen (3-4)	Johnson (3-3)		2:05	4,857
6-5	ER	W	3-1	36-23	-2.0/2nd	Goodson (3-3)	French (3-6)	Bard (2)	2:37	5,329
6-6	AK	L	1-6	36-24	-3.0/2nd	Lewis (1-0)	Richardson (5-5)		2:47	6,767
6-7	AK	L	10-11	36-25	-4.0/2nd	Newsom (4-0)	James (2-2)		3:56	7,368

# 2008 DAY-BY-DAY

Date	Opp.	W/L	Score	Rec.	GB	Win	Loss	Save	Time	Att.
6-8	AK	L	6-7	36-26	-5.0/2nd	Stiller (3-1)	Bard (1-1)	Newsom (18)	2:48	7,368
6-9	OFF DAY									
6-10	@ ER	W	5-1 (10)	37-26	-4.0/2nd	Vaughan (1-0)	Zell (2-1)		3:12	2,561
6-11	@ ER	L	2-7	37-27	-4.0/2nd	French (4-6)	Goodson (3-4)	Perez (2)	2:38	3,356
6-12	@ ER	L	0-5	37-28	-4.0/2nd	Rainwater (5-2)	Jackson (3-1)		2:20	2,054
6-13	@ AK	L	2-4	37-29	-4.5/2nd	Martin (5-3)	Ascencio (1-3)	Newsom (19)	2:44	5,397
6-14	@ AK	L	2-12 (7)	37-30	-5.0/2nd	Hermann (6-3)	Gassner (0-1)		2:26	3,598
6-15	@ AK	W	11-2	38-30	-4.0/2nd	Johnson (4-3)	Edell (3-5)		3:22	4,283
6-16	OFF DAY									
6-17	NB	PPD.			-4.5/2nd	PPD. RAIN	MAKE UP DATE AUGUST 26			
6-18	NB	L	6-9 (11)	38-31	-4.5/2nd	Julianel (1-2)	Vaughan (1-1)		4:12	5,148
6-19	NB	W	10-4	39-31	-3.5/2nd	Bowden (6-3)	Manship (0-1)		3:00	6,546
6-20	@ NH	L	1-6	39-32	-3.5/3rd	Cecil (2-1)	Gassner (0-2)		2:30	6,124
6-21	@ NH	W	7-0	40-32	-3.5/2nd	Johnson (5-3)	Magee (0-10)		2:54	8,129
6-22	@ NH	L	5-7	40-33	-3.5/T-2nd	Harang (3-2)	Haigwood (2-2)	Overbey (1)	2:51	6,281
6-23	@ CT	W	5-3	41-33	-3.5/3rd	Goodson (4-4)	Martinez (4-6)	Vaughan (7)	2:56	2,004
6-24	@ CT	W	6-5	42-33	-3.5/2nd	Bowden (7-3)	Cowart (4-6)	James (2)	2:50	3,020
6-25	@ CT	L	1-5	42-34	-4.5/3rd	Bump (2-3)	Gassner (0-3)		2:25	2,436
6-26	@ CT	W	2-0	43-34	-3.5/3rd	Johnson (6-3)	Broshuis (6-6)	Vaughan (8)	2:37	3,305
6-27	TR	W	5-3	44-34	-2.5/2nd	Jackson (4-1)	Wordekemper (2-2)	Vaughan (9)	3:03	7,368
6-28	TR	L	4-7	44-35	-3.5/3rd	Kroenke (4-0)	Rhoades (2-2)	Hall (2)	3:20	7,368
6-29	TR	L	2-8	44-36	-4.5/3rd	Coke (6-3)	Bowden (7-4)	Jackson (2)	3:25	7,368
6-30	@ TR	L	1-6	44-37	-5.5/3rd	Hacker (3-1)	Gassner (0-4)		2:43	3,873
7-1	@ TR	W	4-1	45-37	-4.5/3rd	Johnson (7-3)	Kontos (3-8)	Vaughan (10)	3:08	4,165
7-2	@ CT	W	11-5	46-37	-3.5/3rd	Jackson (5-1)	Wright (6-2)		3:10	3,991
7-3	@ TR	L	0-4	46-38	-4.5/3rd	Jones (9-3)	Mills (0-1)		2:22	7,961
7-4	RE	W	2-1	47-38	-4.5/3rd	Bowden (8-4)	Brummett (1-2)	Vaughan (11)	2:48	7,368
7-5	RE	W	5-1	48-38	-4.5/2nd	Gassner (1-4)	Garcia (0-1)		2:49	7,109
7-6	RE	L	5-11	48-39	-4.5/2nd	Castro (6-1)	Johnson (7-4)		4:06	6,141
7-7	RE	W	5-4	49-39	-4.5/2nd	Bard (2-1)	Bisenius (2-3)	Vaughan (12)	3:10	6,167
7-8	NH	L	6-8	49-40	-5.5/2nd	Dials (1-2)	Rhoades (2-3)		3:17	6,045
7-9	NH	W	11-1	50-40	-4.5/2nd	Bowden (9-4)	Ray (3-3)		3:02	5,939
7-10	NH	L	2-10	50-41	-5.5/2nd	Cecil (4-2)	Gassner (1-5)	Gothreaux (1)	3:01	7,368
7-11	@ NH	L	3-4	50-42	-6.5/2nd	Gabino (4-4)	James (2-3)	Julianel (19)	2:38	6,579
7-12 -1	@ NB	W	8-6 (7)	51-42	-6.0/2nd	Rhoades (3-3)	Ward (2-6)	Vaughan (13)	2:45	
7-12 -2	@ NB	W	2-1 (7)	52-42	-5.0/2nd	Richardson (6-5)	Aselton (4-3)	Lentz (1)	2:01	8,115
7-13	@ NB	L	4-5	52-43	-6.0/2nd	Pino (3-3)	Mills (0-2)	Julianel (20)	3:04	5,862
7-14	@ NB	W	9-5	53-43	-5.0/2nd	James (3-3)	Manship (1-4)		3:08	5,388
7-16	ALL STAR GAME									
7-17	TR	L	1-8	53-44	-6.0/2nd	Wright (8-2)	Richardson (6-6)		3:06	7,368
7-18	TR	PPD.			-6.0/2nd	PPD. RAIN	MAKE UP JULY 19			
7-19 -1	TRE	L	4-5 (7)	53-45	-7.0/2nd	Melancon (5-0)	James (3-4)		2:32	
7-19 -2	TRE	L	0-3 (7)	53-46	-8.0/2nd	Coke (9-4)	Large (1)	Wordekemper (6)	2:18	7,368
7-20	TR	PPD.			-8.0/2nd	PPD. RAIN	MAKEUP AUGUST 2			
7-21	CT	W	8-2	54-46	-8.0/2nd	Gassner (2-5)	Martinez (6-8)		2:31	7,368
7-22	CT	L	6-18	54-47	-8.0/2nd	Broshuis (11-6)	Johnson (7-5)		3:28	7,368
7-23	CT	L	2-7	54-48	-9.0/2nd	Oseguera (2-2)	Haigwood (2-3)	Waddell (1)	3:08	7,368
7-24	CT				-9.0/2nd	PPD. RAIN	MAKE UP AUGUST 7			
7-25	@ TR	W	2-1	55-48	-9.0/2nd	Lentz (1-0)	Claggett (2-1)	Vaughan (14)	3:05	7,209
7-26	@ TR	W	6-3	56-48	-8.0/2nd	Gassner (3-5)	Kontos (3-10)	Vaughan (15)	2:45	7,784
7-27	@ TR	W	6-3	57-48	-7.0/2nd	James (4-4)	Jones (10-5)		2:54	6,362
7-28	@ NH	L	1-5 (7)	57-49	-7.0/2nd	Roman (1-1)	Jackson (5-2)		2:26	5,409
7-29	@ NH	W	11-7 (10)	58-49	-6.0/2nd	Vaughan (2-1)	Gothreaux (0-1)		3:39	6,056
7-30	@ NH	L	2-9	58-50	-7.0/2nd	Ray (5-4)	Mills (0-3)		2:42	6,117
7-31	@ NH	W	13-6	59-50	-6.0/2nd	Gassner (4-5)	Rodriguez (1-3)		3:30	6,642
8-1	TR	L	2-3	59-51	-7.0/2nd	Jones (11-5)	Johnson (7-6)	Whelan (1)	3:03	7,368
8-2 -1	TR	L	3-7 (7)	59-52	-8.0/2nd				2:41	7,368
8-2 -2	TR	PPD.			PPD. RAIN		MAKE UP August 4			
8-3 DH	TR				-8.0/2nd	CANCELLED	WET GROUNDS			
8-4	@ RE	W	6-5 (11)	60-52	-8.5/2nd	Asencio (2-3)	Overholt (3-8)	Vaughan (16)	3:33	5,414
8-5	@ RE	W	13-3	61-52	-7.5/2nd	Lawson (1-0)	Eaton (0-1)		3:27	5,594
8-6	@ RE	L	2-7	61-53	-8.5/2nd	Carpenter (4-7)	Mills (0-4)		2:47	7,281
8-7	@ CT	L	0-1 (7)	61-54	-9.5/2nd	Ray (5-2)	Johnson (7-7)		1:57	3,729
8-8	@ CT	W	7-5 (7)	62-54	-9.0/2nd	Gassner (5-5)	Broshuis (12-8)	Bard (3)	2:38	5,218
8-9 -1	@ CT	L	6-14 (7)	62-55	-9.5/2nd	Maday (1-1)	Richardson (6-7)		2:26	
8-9 -2	@ CT	L	4-5 (7)	62-56	-9.5/2nd	Pichardo (2-5)	Lentz (1-1)	Hedrick (8)	2:04	5,323
8-10	@ CT	L	9-10	62-57	-10.5/2nd	Palazzolo (5-2)	Asencio (2-4)	Waddell (2)	3:32	3,713

# 2008 DAY-BY-DAY

Date	Opp.	W/L	Score	Rec.	GB	Win	Loss	Save	Time	Att.
8-11	OFF DAY									
8-12	AL	W	4-3	63-57	-9.5/2nd	Vasquez (2-1)	Belisario (4-4)		2:43	7,368
8-13	AL	W	5-3	64-57	-8.5/2nd	Johnson (8-7)	Hankins (1-9)	Bard (4)	2:50	7,368
8-14	AL	W	11-3	65-57	-7.5/2nd	Gassner (6-5)	Castorri (1-3)		2:50	7,368
8-15	HB	W	8-7	66-57	-7.5/2nd	Bard (3-1)	Schmoll (2-4)		3:38	7,368
8-16	HB	W	6-5	67-57	-7.5/2nd	Richardson (7-7)	Brownlie (8-3)	Large (1)	3:03	7,368
8-17	HB	W	3-2	68-57	-7.5/2nd	Bard (4-1)	Carr (3-3)		2:34	7,368
8-18	OFF DAY				-8.0/2nd					
8-19	@ AL	L	6-7	68-58	-9.0/2nd	Reichert (2-3)	Johnson (8-8)	Belisario (8)	2:52	6,230
8-20	@ AL	W	4-3	69-58	-9.0/2nd	Gassner (7-5)	Hankins (1-10)	Bard (5)	3:08	5,676
8-21	@ AL	L	3-4	69-59	-10.0/2nd	Bloom (5-7)	Lawson (1-1)		2:33	5,045
8-22	@ HB	L	1-2	69-60	-10.0/2nd	Schmoll (3-4)	Richardson (7-8)	Carr (11)	2:40	4,042
8-23	@ HB	W	5-2	70-60	-10.0/2nd	Rhoades (4-3)	Carr (3-4)	Bard (6)	3:02	4,677
8-24	@ HB	L	2-5	70-61	-11.0/2nd	Novoa (2-1)	Johnson (8-9)	Bittner (4)	2:44	2,469
8-25	NB	L	5-6	70-62	-11.5/2nd	Ward (5-6)	Lents (1-2)	Delaney (4)	3:03	7,368
8-26 -1	NB	W	6-4 (7)	71-62	-11.0/2nd	James (5-4)	Pino (6-7)	Bard (7)	2:41	
8-26 -2	NB	W	7-2 (7)	72-62	-10.0/2nd	Gassner (8-5)	Miller (1-3)		1:50	6,291
8-27	NB	L	0-2	72-63	-10.0/2nd	Aselton (7-6)	Richardson (7-9)	Mijares (2)	2:30	6,816
8-28	NB	L	0-2	72-64	-11.0/2nd	Manship (3-6)	Mills (0-5)	Julianel (25)	2:36	7,368
8-29	NH	W	9-2	73-64	-11.0/2nd	Rhoades (5-3)	Matumoto (2-1)		3:12	6,923
8-30	NH	W	7-0	74-64	-11.0/2nd	Buchholz (1-0)	Harang (4-6)		2:49	7,368
8-31	NH	L	2-5	74-65	-11.0/2nd	Magee (7-13)	Large (0-2)	Roman (2)	3:05	7,368
9-1	NH	L	1-4	74-66	-12.0/2nd	Ray (8-6)	Richardson (7-10)	Dials (15)	2:30	7,224
9-3	@ TR	L	1-2	0-1	NDCS	Hacker (2-1)	Johnson (0-1)	Nunez (1)	2:46	2,137
9-4	@ TR	L	3-4	0-2	NDCS	Arias (1-0)	Gassner (0-1)	Valdez (1)	3:14	2,610
9-5	TR	L	4-5	0-3	NDCS	Whelan (1-0)	Asencio (0-1)	Dunn (1)	3:20	4,631

## SEA DOGS NOTES

The following players have played for the Sea Dogs both as a Marlins affiliate and a Red Sox affiliate.

Player	Marlins	Red Sox
Jeff Bailey	2001	2004 & 2005
Trace Coquillet	2002	2004
Tim Hamulack	2002	2004
Jesus Medrano	2002	2004
Brett Roneberg	2001	2004

# ***SEA DOGS TIMELINE***

<b>June 1992:</b>	Dan Burke, President and CEO for Capital Cities/ABC, files an application with the Eastern League to establish a franchise in Portland. Burke is one of 13 applicants for the two new Double-A teams as a result of the National League's expansion.
<b>July 7, 1992:</b>	The Portland City Council votes 8-1 to support Burke's effort to bring professional baseball to Portland.
<b>September 2, 1992:</b>	The Double-A expansion committee announces that Portland is one of four finalists to land one of the two franchises.
<b>October 1, 1992:</b>	Members of the expansion committee visit Portland. After a day of music, bus tours, balloons, and a tour of Hadlock Field, they depart visibly impressed with the city and its support for a team. Late into the night, the time-and-temperature sign above Congress Street flashes "PLAY BALL!"
<b>October 4, 1992:</b>	Portland and New Haven, CT are selected as the sites for the two new teams.
<b>October 20, 1992:</b>	Burke hires Charlie Eshbach, President of the Eastern League, to be President and General Manager of the Portland franchise.
<b>March 25, 1993:</b>	Portland's new team is named the "Sea Dogs." The name was selected from over 600 entries in a "Name the Team" contest. The logo quickly becomes one of the most popular in Minor League baseball.
<b>May 3, 1993:</b>	The Florida Marlins are announced as the Major League affiliate for the Sea Dogs.
<b>May 21, 1993:</b>	Ground-breaking ceremonies are held at Hadlock Field to upgrade the facility to Double-A standards.
<b>September 16, 1993:</b>	Carlos Tosca is named the first manager of the Portland Sea Dogs.
<b>February 26, 1994:</b>	Fans camp out overnight in 12 degree temperatures to purchase Sea Dogs tickets. The home opener sells out within hours.
<b>April 5, 1994:</b>	The Slugger Statue is unveiled at Hadlock Field.
<b>April 7, 1994:</b>	The Sea Dogs play their first game. Charles Johnson's 14th inning home run gives Portland a dramatic 2-1 victory over the Reading Phillies in Reading, PA.
<b>April 18, 1994:</b>	The Sea Dogs play their first game in Portland. Kathie Lee Gifford sings the National Anthem. Frank Gifford throws out the ceremonial first pitch. The Sea Dogs are defeated by the Albany-Colonie Yankees 7-6.
<b>May 6, 1994:</b>	Hadlock Field is formally dedicated.
<b>May 7, 1994:</b>	Slugger the Sea Dog makes his first appearance and quickly becomes one of the most popular mascots in the state.
<b>September 2, 1994:</b>	ESPN is prepared to televise the Sea Dogs with Peter Gammons and Jon Miller due to the Major League strike, but the game is cancelled due to rain. Sea Dogs establish a new all-time Eastern League attendance record as 375,197 fans come out to Hadlock Field.
<b>December 1994:</b>	Sea Dogs President and General Manager Charlie Eshbach is named Eastern League Executive of the Year.
<b>July 6, 1995:</b>	The Florida Marlins extend their affiliation with the Sea Dogs for an additional two years, extending their Player Development Contract through the 1998 season.
<b>September 1995:</b>	The Sea Dogs win the Eastern League Northern Division and advance to the playoffs for the first time. Fans camp out overnight to get playoff tickets. Portland is defeated by New Haven in the first round of the playoffs. The Sea Dogs establish a new attendance record as 429,763 fans watch Sea Dogs baseball in 1995.
<b>June 6, 1996:</b>	Livan Hernandez makes his first appearance for the Sea Dogs. A year later, he is named World Series MVP for the Florida Marlins.



# SEA DOGS TIMELINE

- June 29, 1996:** The Sea Dogs welcome the One Millionth Fan in franchise history.
- September 11, 1996:** The Sea Dogs lose the deciding game of the Eastern League Championship Series at Hadlock Field to the Harrisburg Senators as thousands of fans stand for the entire last half of the ninth inning, applauding the team's season and effort.
- August 15, 1997:** Wearing 1926 Portland Eskimo replica flannel uniforms, the Sea Dogs emerge from a cornfield in centerfield, making their first ever "Field of Dreams" entrance. The event would become an annual fan favorite event.
- September 1997:** The Sea Dogs win their third straight Northern Division title. Once again the Sea Dogs advance to the Eastern League Championship Series but are defeated by the Harrisburg Senators.  
For the first time in Minor League Baseball history, five teammates hit 20 or more home runs: Kevin Millar, Ryan Jackson, John Roskos, Mark Kotsay, and Josh Booty.
- August 20, 1998:** The Florida Marlins extend their affiliation with the Sea Dogs for another two years, keeping the affiliation intact through the 2000 season.
- September 6, 1998:** The Two Millionth Fan in franchise history is welcomed to Hadlock Field.
- August 8, 1999:** After a three and a half hour rain delay at Hadlock Field, pitchers Brad Penny and Luis Arroyo combine to toss the first no-hitter in franchise history.
- November 15, 1999:** *Baseball America* selects the Portland Sea Dogs as the winner of the 1999 Double-A Bob Freitas Award. The award is given to recognize sustained excellence in all aspects of the operation, including success at the gate, on the field, and the high caliber of front office personnel.
- June 29, 2000:** The Sea Dogs host their major league affiliate, the Florida Marlins, in an exhibition game at Hadlock Field in front of 6,910 fans, the largest crowd in franchise history at the time. The Sea Dogs defeat the Marlins 9-2.
- April 9, 2001:** The Skybox closest to City Hall is renamed the Ganley Box in honor of the Portland City Manager Bob Ganley, who passed away during the off-season. Ganley was instrumental in bringing the Sea Dogs to Portland. His son throws out the ceremonial first-pitch.
- June 16, 2001:** Josh Beckett makes his Double-A debut striking out eight out of the first nine batters he faces in front of a capacity crowd that includes Marlins owner John Henry.
- July 25, 2001:** The Sea Dogs Three Millionth Fan in franchise history is welcomed to Hadlock Field.
- August 13, 2001:** Josh Beckett and relievers Brandon Bowe and Aaron Scheffer combine to toss a no-hitter against the Binghamton Mets in Binghamton. It is the second no-hitter in team history.
- September 17, 2001:** Josh Beckett is named *Baseball America's* Minor League Player of the Year.
- September 18, 2002:** The Sea Dogs end their nine year affiliation with the Florida Marlins. Portland begins a new affiliation with the Boston Red Sox. Team colors are changed from teal to Red Sox blue and red. All of the skyboxes at Hadlock Field are renamed in honor of Red Sox greats.
- October 28, 2002:** Construction begins on a likeness of Fenway's Green Monster in left field. Later nicknamed the Maine Monster, the wall, like it's counterpart in Boston, is 37 feet high and is complete with Coke Bottle and Citgo Sign.
- April 10, 2003:** After the entire first week of the season is postponed due to snow, the Sea Dogs finally play their first game as a Boston Red Sox affiliate. Portland lost the game 4-1 to the Trenton Thunder, the new affiliate of the New York Yankees.
- September 2003:** The Sea Dogs average a franchise record 6,231 fans per game in 2003.
- December 4, 2003:** The Sea Dogs announce that they will be installing a video board at Hadlock Field for the 2004 season. The video board is named the Ford Board.
- April 30, 2004:** The Sea Dogs welcome the Four Millionth Fan in franchise history.

## ***SEA DOGS TIMELINE***

- May 14, 2004:** The Boston Red Sox announce that they are extending their affiliation with the Sea Dogs for another four years.
- August 2, 2004:** Red Sox top ranked prospect Hanley Ramirez is promoted to the Sea Dogs.
- August 26, 2004:** The Eastern League announces that the Portland Sea Dogs have been selected to host the 2005 Eastern League All-Star Game.
- September 2004:** The Sea Dogs break their all-time franchise attendance record as 434,684 fans come to Hadlock in 2004, surpassing the previous record of 429,763 set in 1995.
- December 17, 2004:** Thousands of fans arrive at Hadlock Field to view the 2004 World Series trophy.
- July 13, 2005:** The Sea Dogs host the 2005 Eastern League All-Star Game. Former President George W. Bush throws out the ceremonial first pitch. A record seven Sea Dogs are selected to the All-Star team and play a key role in the Northern Division's victory.
- September 2005:** The Sea Dogs win the Eastern League Northern Division and qualify for the playoffs for the first time in eight years. Portland defeats the Trenton Thunder three games to two in the first round of the playoffs to advance to the Eastern League Championship Series. Akron defeats the Sea Dogs three games to one in the championship. Sea Dogs average a franchise record 6,290 fans per game.
- October 3, 2005:** Sea Dogs announce plans to expand Hadlock Field. 390 seats will be added above the home bullpen in right field. The seats will be pub-style similar to the "Monster Seats" at Fenway Park. The new seating area will be called the U.S. Cellular Pavilion.
- October 20, 2005:** A new playing surface is installed at Hadlock Field.
- July 3, 2006:** The Sea Dogs welcome their Five millionth fan in franchise history.
- September, 2006:** The Sea Dogs set another attendance record, averaging a franchise record 6,358 fans per game in 2006.
- September 17, 2006:** The Sea Dogs capture their first Eastern League Championship defeating the Akron Aeros three games to two. It is the state of Maine's first professional baseball championship in 91 years.
- April 5, 2007:** A foot of snow falls on Hadlock Field forcing the postponement of the Sea Dogs opener against the Connecticut Defenders.
- April 9, 2007:** The Sea Dogs present the *American Baseball Family Group*, a bronze monument to the City of Portland.
- May 23, 2007:** The Sea Dogs face Roger Clemens at Trenton, New Jersey as he prepares to make his return to the Yankees.
- June 18, 2007:** The City of Portland grants the Sea Dogs a 20-year lease extension, paving the way to the construction of a new clubhouse.
- July 2, 2007:** The Boston Red Sox extend their affiliation with the Sea Dogs for an additional four years, through the end of the 2012 season.
- August 11, 2007:** The Sea Dogs play at Fenway Park in front of a combined crowd of 34,746. Portland wins 12-11 on a walk-off double by Jay Johnson.
- September 1, 2007:** Clay Buchholz who spent most of the season with the Sea Dogs throws a no-hitter for the Boston Red Sox against the Baltimore Orioles at Fenway Park. Buchholz becomes the first Red Sox rookie to throw a no-hitter.
- September 4, 2007:** The Sea Dogs clinch their third straight playoff appearance by defeating the New Hampshire Fisher Cats in a one-game playoff at Hadlock Field.
- September 10, 2007:** For the fifth consecutive year, the Portland Sea Dogs establish a franchise record in attendance at Hadlock Field, averaging 6,483 fans per game.
- October 28, 2007:** Seven former Sea Dogs play key roles in helping the Red Sox win their second World Series in four years; Beckett, Delcarmen, Ellsbury, Lester, Papelbon, Pedroia, and Youkilis.

## **SEA DOGS TIMELINE**

- April 16, 2008:** The Portland Sea Dogs defeat the Connecticut Defenders 8-7 in a game that took 17 innings and 5 hours and 41 minutes to complete making it the longest game in franchise history. Also adding to the historical significance to the game, Sea Dogs' outfielder Jay Johnson not only delivered the game winning hit in the bottom of the 17th inning, but also pitched two scoreless innings to earned the win. It is believed the Johnson is the first position player in Minor League Baseball history to deliver the game winning hit and be the winning pitcher.
- July 21-23, 2008:** Boston Red Sox Slugger David Ortiz is assigned to the Portland Sea Dogs to rehab an injured wrist.
- August 25, 2008:** Clay Buchholz makes his first start with the Sea Dogs after being sent down from Boston. Buchholz ironically returns to the Sea Dogs on Clay Buchholz bobblehead doll night commemorating his 2007 no-hitter against Baltimore.
- August 28, 2008:** The Sea Dogs welcome the 6 Millionth Fan in franchise history.
- August 31, 2008:** The Sea Dogs clinch their fourth straight playoff berth, the longest streak in team history.

## **SEA DOGS PLAYOFF HISTORY**

1995 Northern Division Championship Sea Dogs lost series 1-3	vs New Haven
1996 Northern Division Championship Sea Dogs won series 3-2	vs Binghamton
1996 Eastern League Championship Sea Dogs lost series 1-3	vs Harrisburg
1997 Northern Division Championship Sea Dogs won series 3-2	vs Norwich
1997 Eastern League Championship Sea Dogs lost series 1-3	vs Harrisburg
2005 Northern Division Championship Sea Dogs won series 3-2	vs Trenton
2005 Eastern League Championship Sea Dogs lost series 1-3	vs Akron
2006 Northern Division Championship Sea Dogs won series 3-1	vs Trenton
<b>2006 Eastern League Championship</b> Sea Dogs won series 3-2	<b>vs Akron</b>
2007 Northern Division Championship Sea Dogs lost series 1-3	vs Trenton
2008 Northern Division Championship Sea Dogs lost 0-3	vs Trenton
<b>Sea Dogs Overall Playoff Record 20-27</b>	

# SEA DOGS FIRSTS

<b>Game</b>	April 7, 1994 @ Reading
<b>Home Game</b>	April 18, 1994 vs. Albany
<b>All-Star Game</b>	July 13, 2005
<b>Pitch</b>	7:22 pm on 4/7/94 @ Reading
<b>Hit</b>	Jesus Tavarez, April 7, 1994 @ Reading, single 1st Inning
<b>Hit @ Hadlock</b>	Ramon Martinez, April 18, 1994, single 1st Inning vs. Albany
<b>Run</b>	Terry Jorgensen, April 7, 1994 @ Reading 3rd Inning
<b>Run @ Hadlock</b>	Ramon Martinez, April 18, 1994, 1st Inning vs. Albany
<b>Home Run</b>	Charles Johnson, April 7, 1994 @ Reading, 14th Inning
<b>Home Run @ Hadlock</b>	Rick Hirtensteiner, April 18, 1994, 2nd Inning vs. Albany
<b>Strikeout (pitching)</b>	Javier De La Hoya, April 7, 1994 @ Reading
<b>Win</b>	April 7, 1994 @ Reading 2-1
<b>Loss</b>	April 10, 1994 @ Reading 13-4
<b>Home Win</b>	April 20, 1994 vs. Albany 9-4
<b>Home Loss</b>	April 18, 1994 vs. Albany 7-6
<b>Series Win</b>	4/7-4/10/94 @ Reading (3-1)
<b>Series Sweep</b>	5/6-5/7/94 vs. Reading (2-0)
<b>Extra Inning Game</b>	April 7, 1994 @ Reading (2-1 win in 14 innings)
<b>Complete Game</b>	April 12, 1994, Javier De La Hoya, 1-0 loss to Canton
<b>Shutout</b>	May 9, 1994, Joel Adamson, 12-0 victory over New Britain
<b>1-0 Win</b>	August 9, 1994 @ Canton (Stan Spencer, Tom McGraw, Don Perigny; 4-hitter)
<b>1-0 Loss</b>	April 12, 1994 @ Canton (Carter; 3-hitter)
<b>Last at-bat Win</b>	April 26, 1994 @ Binghamton, 1 run top of the 11th, 3-2 win
<b>Batting Around</b>	April 23, 1994 vs. Harrisburg
<b>Multi-HR Inning</b>	July 19, 1994 vs. Trenton, Jesus Tavarez & Chris Sheff off Rich Kelley in the 4th
<b>Rainout (home)</b>	May 8, 1994 vs. Reading
<b>Rainout (away)</b>	April 11, 1994 @ Canton
<b>Doubleheader</b>	April 12, 1994 @ Canton (1-0 loss & 13-1 loss)

## **Inaugural Game: April 7, 1994**

	R	H	E
<b>Portland Sea Dogs</b>	2	11	4
<b>Reading Phillies</b>	1	10	1 14 innings

**Winning Pitcher:** Don Perigny

**Losing Pitcher:** Eric Hill

**Save:** Vic Darensbourg

## **Opening Day Hadlock Field: April 18, 1994**

	R	H	E
<b>Albany-Colonie Yankees</b>	7	10	2
<b>Portland Sea Dogs</b>	6	11	0

**Winning Pitcher:** John Sutherland

**Losing Pitcher:** Don Lemon

**Save:** Andy Croghan

# **LAST TIME IT HAPPENED...**

Sea Dogs Complete Game (7):  
 Opponents Complete Game (7):  
 Sea Dogs Complete Game (9):  
 Opponent Complete Game (9):  
 Sea Dogs Shutout:  
 Opponent Shutout:  
 1-0 Win:  
 0-1 Loss:  
 Scored 10 Runs in a Game:  
 Allowed 10 Runs in a Game:  
 Sea Dogs No-Hitter:  
 Opponent No-Hitter:  
 Sea Dogs Hit for the Cycle:  
 Sea Dogs Grand Slam:  
 Opponent Grand Slam:  
 Sea Dogs Three Homer Game:  
 Opponent Three Homer Game:  
 Sea Dogs HR, Leadoff Game:  
 Opponent HR, Leadoff Game:  
 Sea Dogs PH Homer:  
 Sea Dogs Back-to-Back Home runs:  
 Sea Dogs Five-Hit Game:  
 Opponent Five-Hit Game:  
 Doubleheader Sweep, Home:  
 Doubleheader Sweep, Road:  
 Doubleheader Loss, Home:  
 Doubleheader Loss, Road:  
 Three Game Sweep, Home:  
 Three Game Sweep, Road:  
 Four Game Sweep, Home:  
 Four Game Sweep, Road:  
 Five Game Sweep, Home:  
 Six Game Sweep, Road:  
 Opp. Three Game Sweep, Home:  
 Opp. Three Game Sweep, Road:  
 Opp. Four Game Sweep, Home:  
 Opp. Four Game Sweep, Road:  
 Opp. Five Game Sweep, Road:

Michael Bowden 9/2/07 (1) @ New Britain Rock Cats  
 Jesse Floyd 9/2/07 (2) @ New Britain Rock Cats  
 Charlie Zink 6/19/07 @ Connecticut Defenders  
 Nick Blackburn 8/2/05 vs. New Britain Rock Cats  
 8/30/08 vs. New Hampshire Fisher Cats (7-0) Win  
 8/28/08 vs. New Britain Rock Cats (0-2) Loss  
 4/9/08 vs. Connecticut Defenders  
 8/7/08 vs. Connecticut Defenders (7 innings)  
 8/14/08 @ Altoona Curve (11-3) Win  
 8/9/08 (1) @ Connecticut Defenders (16-14) Loss  
 Josh Beckett (7), Aaron Scheffer (1), Brandon Bowe (1) 8/13/01 @ Bing.  
 Miguel Pinango 7/23/06 vs. Binghamton Mets (7-inning)  
 Cory Keylor 8/4/07 @ Harrisburg Senators  
 Lars Anderson 8/14/08 @ Altoona Curve  
 Mike Monney 8/9/08 @ Connecticut Defenders  
 Randy Rigsby 7/11/02 @ New Haven Ravens  
 Derrick Gibson 7/15/97 vs. New Haven Ravens  
 Argenis Diaz 8/26/08 (2) vs. New Britain Rock Cats  
 Patrick Dobson 7/28/07 vs. Connecticut Defenders  
 Jeff Bailey 6/28/04 vs. Norwich Navigators  
 Aaron Bates and Mark Wagner 6/27/08 vs. Trenton Thunder  
 Jeff Natale 7/17/06 vs. New Hampshire Fisher Cats  
 Ben Copeland 7/22/08 vs. Connecticut Defenders  
 8/26/08 vs. New Britain Rock Cats  
 7/12/08 @ New Britain Rock Cats  
 7/19/08 vs. Trenton Thunder  
 8/9/08 @ Connecticut Defenders  
 8/15-8/17/08 vs. Harrisburg Senators  
 7/25-7/27/08 @ Trenton Thunder  
 5/25-5/28/07 vs. Reading Phillies  
 4/17-4/20/08 @ Binghamton Mets  
 7/18-7/20/04 vs. Trenton Thunder  
 6/13-6/16/05 @ Harrisburg Senators  
 6/6-6/8/08 vs. Akron Aeros  
 5/2-5/4/08 @ Trenton Thunder  
 6/30-7/3/07 vs. New Hampshire Fisher Cats  
 4/8-4/11/04 @ Altoona Curve  
 8/31-9/3/07 @ New Britain Rock Cats

## **SEA DOGS NOTES**

### **Pitchers Who Have Hit Home Runs**

Antonio Alfonseca	9/4/95 vs. Reading	12-10 Win
Bryan Ward	7/14/96 @ New Haven	8-7 Loss
Antonio Castro	7/13/97 @ Reading	5-4 Loss
Brandon Leese	8/15/98 @ Harrisburg	4-2 Loss

### **Position Players Who Have Pitched**

Chris Malinoski	4/16/94 @ Harrisburg	14-8 Loss	2.0 IP 1H 0R 0ER 1SO 0BB
Chris Malinoski	4/17/94 @ Harrisburg	5-4 Loss	0.0 IP 2H 1R 1ER 0SO 0BB
Chris Malinoski	6/16/94 @ Albany	12-0 Loss	1.0 IP 0H 0R 0ER 1SO 0BB
Pookie Wilson	5/27/97 vs. Norwich	17-8 Loss	1.0 IP 0H 0R 0ER 0SO 2BB
Raul Nieves	8/3/04 vs. Erie	14-3 Loss	0.2 IP 2H 1R 1ER 0SO 1BB
Raul Nieves	8/25/05 vs. Trenton	0-15 Loss	1.1 IP 2H 2R 2ER 0SO 5BB
David Bacani	7/3/06 vs. Trenton	2-15 Loss	1.0 IP 3H 2R 2ER 0SO 1BB
Dustin Kelly	7/3/06 vs. Trenton	2-15 Loss	1.0 IP 2H 0R 0ER 0SO 0BB
Jay Johnson	7/28/07 vs. Connecticut	0-15 Loss	1.0 IP 2H 1R 1ER 0SO 1BB
Jay Johnson	4/16/08 vs. Connecticut	8-7 Win(17 IN)	2.0 IP 2H 0R 0ER 3SO 1BB

# **PLAYER OF THE WEEK AWARDS**

## **Eastern League Player of the Week**

Billy McMillon (July 24-30, 1995)  
 Edgar Renteria (July 31-Aug. 6, 1995)  
 Kevin Millar (April 14-20, 1997)  
 Glenn Reeves (April 28-May 4, 1997)  
 John Roskos (June 9-15, 1997)  
 Kevin Millar (July 28-Aug. 3, 1997)  
 Nate Rolison (April 27-May 3, 1998)  
 Mike Gulan (June 8-14, 1998)  
 Joe Funaro (July 27-Aug. 2, 1998)  
 Joe Funaro (May 31-June 6, 1999)  
 Chris Norton (July 5-11, 1999)  
 Nate Rolison (July 12-18, 1999)  
 Nate Rolison (Aug. 16-22, 1999)  
 Cesar Crespo (April 24-30, 2000)  
 Wynter Phoenix (Aug. 21-27, 2000)  
 Quincy Foster (Aug. 28-Sept 4, 2000)  
 Jesus Medrano (May 6-12, 2002)  
 Jeremy Owens (May 12-18, 2003)  
 John Hattig (May 3-9, 2004)  
 Jared Sandberg (April 7-17, 2005)  
 Brandon Moss (Aug. 29-Sep. 5, 2005)  
 Chad Spann (May 29-June 4, 2006)  
 Brandon Moss (June 19-25, 2006)  
 Jacoby Ellsbury (Aug. 7-13, 2006)  
 Zach Daeges (May. 12-18, 2008)  
 Lars Anderson (Aug. 11-17, 2008)

## **Eastern League Pitcher of the Week**

Marc Valdes (June 13-19, 1994)  
 Vic Darensbourg (Aug. 22-28, 1994)  
 Rey Mendoza (April 17-23, 1995)  
 Rey Mendoza (April 15-21, 1996)  
 Marc Valdes (June 10-16, 1996)  
 Will Cunnane (July 1-7, 1996)  
 Tony Saunders (July 29-Aug. 4, 1996)  
 Gregg Press (May 12-18, 1997)  
 Brian Meadows (July 7-13, 1997)  
 Michael Tejera (June 15-21, 1998)  
 Gary Knotts (July 12-18, 1999)  
 Claudio Vargas (May 14-20, 2001)  
 Kevin Olsen (June 25-July 1, 2001)  
 Josh Beckett (Aug. 13-19, 2001)  
 Hansel Izquierdo (Aug. 20-26, 2001)  
 Justin Wayne (July 22-28, 2002)  
 Chris Smith (May 3-9, 2004)  
 Kason Gabbard (August 9-15, 2004)  
 David Pauley (May 30-June 5, 2005)  
 Jonathan Papelbon (June 27-July 3, 2005)  
 Jon Lester (July 4-10, 2005)  
 Kason Gabbard (May 1-7, 2006)  
 Phil Seibel (May 29-June 4, 2006)  
 Tommy Hottovy (Aug. 28-Sept. 4, 2006)  
 Charlie Zink (June 18-June 24, 2007)  
 Clay Buchholz (June 25- July 1, 2007)  
 Justin Masterson (July 9- July 15, 2007)  
 Justin Masterson (April 13-19, 2008)  
 Kris Johnson (April 21-27, 2008)

## **Hadlock Field Jerseys**

Players who have played for the Sea Dogs in any capacity that are on the Major League roster of our current Major League affiliate (Boston Red Sox) are honored with a jersey with their Sea Dog number. The jerseys hang above the seats inbetween home plate and the third base bag. The Sea Dogs will open the 2009 season with the following jerseys on display at Hadlock Field:

19 Josh Beckett	31 Jon Lester	7 Dustin Pedroia
17 Manny Delcarmen	3 Jed Lowrie	29 Brad Penny
7 Mark Kotsay	45 Justin Masterson	34 David Ortiz
26 George Kottaras	50 Jonathan Papelbon	36 Kevin Youkilis



# **SEA DOGS AWARDS**

## **Eastern League Playoff Most Valuable Player**

Brandon Moss (2006)

## **Eastern League Player of the Month**

John Roskos (June 1997)

Cesar Crespo (April 2000)

Josh Beckett (August 2001)

Jacoby Ellsbury (April 2007)

Justin Masterson (July 2007)

Zach Daeges (May 2008)

## **Eastern League Most Valuable Player**

Kevin Millar (1997)

## **Eastern League Pitcher of the Year**

Michael Tejera (1999)

Jon Lester (2005)

## **Eastern League Rookie of the Year**

Mark Kotsay (1997)

## **Eastern League Manager of the Year**

Carlos Tosca (1996)

## **“Stars-of-Stars” Award Winner**

Todd Dunwoody (1996, All-Star Game MVP)

## **Eastern League Comeback Player of the Year**

Alex Gonzalez (1997)

## **Howe Sportsdata All-Teenage Team**

Edgar Renteria (1995)

Felix Heredia (1996)

Adrian Gonzalez (2002)

## **Topps Minor League Player of the Month**

Josh Beckett (August 2001)

## **SportsTicker Minor League Pitcher of the Year**

Josh Beckett (2001)

## **Baseball America Minor League Player of the Year**

Josh Beckett (2001)

## **Baseball America**

### **Minor League Baseball Manager of the Year**

Carlos Tosca (1996)

Todd Claus (2006)

## **Baseball America Eastern League MGR of the Year**

Fredi Gonzalez (1997)

## **USA Today Minor League Player of the Year**

Josh Beckett (2001)

## **Sporting News Minor League Player of the Year**

Josh Beckett (2001)

## **Topps Minor League Player of the Year**

Josh Beckett (2001)

## **At the Yard Magazine's**

### **Diamond in the Rough Award**

Edgar Martinez (2005)

## **Bob Freitas Award**

Portland Sea Dogs (1999)

## **John H. Johnson President's Trophy**

Charlie Eshbach & Portland Sea Dogs (2000)

## **Eastern League Executive of the Year**

Charlie Eshbach (1994)

Charlie Eshbach (2002)

## **Eastern League Grounds Crew of the Year**

Portland Sea Dogs (1999)

# **SEA DOGS HALL OF FAME**



## **CHARLES JOHNSON**

***2005 Inductee***

1994-1995

Catcher

134 Games, .260 AVG., 28 HR, 80 RBI

1994 Eastern League All-Star Team

1994 *Baseball America* & *USA Today* Minor League All-Star

5 Time National League Gold Glove Award Winner

Named to 1997 & 2001 Major League All-Star Team



## **CARLOS TOSCA**

***2005 Inductee***

1994-1996

Manager

Record: 229-195 (.540)

1995 & 1996 Eastern League Northern Division Champions

1995 Double-A All Star Game (Managed the National League Team)

1995 Florida Marlins Carl Barger Player Development Person-of-the-Year

1996 Eastern League Manager of the Year

1996 *Baseball America* Minor League Manager of the Year

2002-2004 Toronto Blue Jays Manager



## **KEVIN MILLAR**

***2006 Inductee***

1996, 1997 & 2002

First Base/Outfield

268 Games, .328 AVG., 51 HR, 220 RBI

1997 Eastern League MVP (.342 AVG., 32 HR, 131 RBI)

Reached base safely in a Minor League Baseball Record 71  
straight games

Member of the 2004 World Champion Boston Red Sox

PHOTO  
NOT  
AVAILABLE

## **ROBERT GANLEY**

***2006 Inductee***

1986-2000

Portland City Manager

His leadership, vision, and determination  
led to the construction of

Hadlock Field and the successful bid  
to bring the Sea Dogs to Portland.



## **EDGAR RENTERIA**

***2007 Inductee***

1995

Shortstop

135 Games, .268 AVG., 7 HR, 68 RBI, 30 SB

1995 Florida Marlins Minor League Player of the Year

Collected World Series Winning Hit for the 1997 Florida Marlins

Five Time MLB All-Star

Two-Time Gold Glove Award Winner

# **SEA DOGS HALL OF FAME**



## **FREDI GONZALEZ**

***2007 Inductee***

1997

Manager

Record: 79-63 (.556)

1997 Eastern League Northern Division Champions

1997 *Baseball America* Eastern League Manager of the Year

Holds highest career managerial winning percentage (.556) in

Sea Dogs history

Named Manager of the Florida Marlins in 2007



## **LIVAN HERNANDEZ**

***2008 Inductee***

1996-1997

Pitcher

16 Games, 9-2, 4.25 ERA, 97 SO

Holds Sea Dogs single season franchise record with

.818 winning percentage

1997 World Series MVP

Two time Major League Baseball All-Star



## **JOHN BOLES**

***2008 Inductee***

Florida Marlins Director of Player Development

Made the decision to affiliate with Portland Sea Dogs

Architect of the Sea Dogs' 1995, 1996, & 1997 Northern Division  
Championship Teams

Managed the Florida Marlins 1999-2001

# SEA DOGS TOP PERFORMANCES

## NO HITTERS

Josh Beckett (7 IP) 8/13/01 vs. Binghamton  
 Brandon Bowe (1 IP)  
 Aaron Scheffer (1 IP)  
 Brad Penny (6 IP) 8/8/99 vs. Trenton  
 Luis Arroyo (3 IP)

## CG ONE HITTERS

Felix Diaz 8/28/07 vs. Trenton  
 Jon Lester 7/11/05 vs. New Hampshire  
 Nate Bump 6/26/00 vs. Binghamton

## CG TWO HITTERS

Justin Wayne 7/25/02 vs. Bowie  
 Nate Bump 7/21/02 vs. Binghamton  
 Nate Robertson 6/20/02 vs. Altoona  
 Bobby Rodgers 7/5/98 vs. New Haven

## CG THREE HITTERS

Hansel Izquierdo 9/1/01 vs. Altoona  
 Michael Tejera 6/16/98 vs. New Haven  
 Gregg Press 8/21/97 vs. Trenton  
 Hector Mercado 7/22/97 vs. New Britain  
 Javier De La Hoya 4/11/94 vs. Canton-Akron

## GRAND SLAMS

Lars Anderson 8/14/08 vs. Altoona  
 Lars Anderson 8/5/08 vs. Reading  
 Zach Daeges 7/27/08 vs. Trenton  
 Aaron Bates 5/6/08 vs. New Hampshire  
 Andrew Pinckney 4/22/08 vs. New Hampshire  
 Bubba Bell 4/17/08 vs. Binghamton  
 Dusty Brown 8/4/07 vs. Harrisburg  
 Chad Spann 7/2/07 vs. Binghamton  
 Eric Crozier 5/8/07 vs. Trenton  
 David Murphy 4/30/06 vs. Bowie  
 Matt Van Der Bosch 4/24/06 vs. Altoona  
 Brandon Moss 4/23/06 vs. Harrisburg  
 Chad Spann 9/7/05 vs. Trenton\*\*  
 Jared Sandberg 7/1/05 vs. Norwich  
 Jeff Bailey 6/16/05 vs. Harrisburg  
 Brett Roneberg 8/7/04 vs. New Britain  
 Kevin Haverbusch 8/29/03 vs. New Haven  
 Justin Sherrod 8/11/03 vs. Reading  
 Dustin Brisson 7/11/03 vs. Norwich  
 Chris Aguila 8/13/02 vs. Trenton  
 Randy Rigsby 7/15/02 vs. Erie  
 Matt Treanor 5/6/02 vs. New Britain  
 Luke Wilcox 8/28/01 vs. New Haven  
 Luke Wilcox 6/7/01 vs. Akron  
 Bubba Smith 4/23/01 vs. New Haven  
 Nate Rolison 8/1/99 vs. Norwich  
 Jaime Jones 7/20/99 vs. Binghamton  
 Chris Norton 7/11/99 vs. Norwich  
 Nate Rolison 7/10/99 vs. Norwich  
 Fletcher Bates 8/2/98 vs. New Haven  
 Jaime Jones 7/29/98 vs. New Haven  
 Amaury Garcia 5/18/98 vs. Binghamton  
 Ryan Jackson 7/18/97 vs. Harrisburg

John Roskos 6/10/97 vs. Trenton  
 John Roskos 4/27/97 vs. Trenton  
 Kevin Millar 7/2/96 vs. New Haven  
 Tim Clark 8/18/95 vs. Harrisburg  
 Edgar Renteria 5/16/95 vs. Reading  
 Jesus Tavaraz 7/3/94 vs. New Haven

## 3 HOME RUN GAME

Randy Rigsby 7/11/02 vs. New Haven  
 Alex Gonzalez 5/24/97 vs. New Britain

## 5 HIT GAME

Jeff Natale 7/17/07 vs. New Hampshire  
 Tyler Minges 6/18/06 vs. New Hampshire  
 David Murphy 5/21/06 vs. New Hampshire  
 Kenny Perez 6/16/05 vs. Harrisburg  
 Sheldon Fulse 8/29/04 vs. Norwich  
 Joe Kilburg 6/20/04 vs. Binghamton  
 Adrian Gonzalez 5/25/02 vs. Reading  
 Luis Castillo 6/28/96 vs. Norwich

## HITTING FOR THE CYCLE

Cory Keylor 8/4/07 vs. Harrisburg  
 Ross Gload\* 6/29/00 vs. Florida  
 Cesar Crespo 6/16/00 vs. Binghamton

\* Exhibition Game vs. Florida Marlins, does not count in official statistics.

\*\* Playoff Game vs. Trenton, does not count in official statistics.

## SEA DOGS NOTES

In 15 seasons of play, 155 Sea Dogs have played in the Major Leagues. Four former Sea Dogs tossed big league no-hitters, two captured Rookie of the Year honors, and two were named World Series MVP's

### No-Hitters

A.J. Burnett 5/12/01 vs. San Diego  
 Anibal Sanchez 9/6/06 vs. Arizona  
 Clay Buchholz 9/1/07 vs. Baltimore  
 Jon Lester 5/19/08 vs. Kansas City

### Most Valuable Player

Dustin Pedroia 2008 AL MVP

### Rookie of the Year

Hanley Ramirez 2006 NL ROY  
 Dustin Pedroia 2007 AL ROY

### World Series MVP

Livan Hernandez 1997 Marlins  
 Josh Beckett 2003 Marlins

# SEA DOGS ALL-STARs

## Mid-Season All-Star

### Game Selections

Bubba Bell, 2008  
 Michael Bowden, 2008  
 Jeff Corsaletti, 2008  
 Zachary Daeges, 2008  
 Beau Vaughan, 2008  
 Clay Buchholz, 2007  
 Jeff Corsaletti, 2007  
 Jed Lowrie, 2007  
 Charlie Zink, 2007  
 Tyler Minges, 2006  
 Chris Smith, 2006  
 Chad Spann, 2006  
 Jeremy West, 2006  
 Sea Dogs Coaching Staff, 2006  
 Chris Durbin, 2005  
 Jon Lester, 2005  
 Brandon Moss, 2005  
 Jonathan Papelbon, 2005  
 Kenny Perez, 2005  
 Hanley Ramirez, 2005  
 Jared Sandberg, 2005  
 Sea Dogs Coaching Staff, 2005  
 Abe Alvarez, 2004  
 Jeff Bailey, 2004  
 Kenny Perez, 2004  
 Brett Roneberg, 2004  
 Jorge De La Rosa, 2003  
 Jeremy Owens, 2003  
 Kelly Shoppach, 2003  
 Josh Stevens, 2003  
 Kevin Youkilis, 2003  
 Jesus Medrano, 2002  
 Nate Robertson, 2002  
 Kevin Olsen, 2001  
 Brandon Leese, 2000  
 Todd Claus (coach), 2006  
 Todd Betts, 2000  
 Chris Norton, 1999  
 Michael Tejera, 1999  
 Joe Funaro, 1998  
 Amaury Garcia, 1998

## Eastern League

### Year End All-Stars

Jon Lester, 2005  
 Dustin Pedroia, 2005  
 Hanley Ramirez, 2005  
 Kevin Youkilis, 2003  
 Jesus Medrano, 2002  
 Pablo Ozuna, 2000  
 Julio Ramirez, 1999  
 Chris Norton, 1999  
 Michael Tejera, 1999  
 Alex Gonzalez, 1997  
 Kevin Millar, 1997  
 Mark Kotsay, 1997  
 Lionel Hastings, 1997  
 Luis Castillo, 1996  
 Todd Dunwoody, 1996  
 Tony Saunders, 1996  
 Billy McMillon, 1995  
 Jay Powell, 1995  
 Charles Johnson, 1994

## MLB Futures Game

### Selections

Clay Buchholz, 2007  
 Todd Claus (Coach), 2006  
 Edgar Martinez, 2006  
 Todd Claus (Coach), 2005  
 Hanley Ramirez, 2005  
 Juan Perez, 2004  
 Ron Johnson (Coach), 2003  
 Jorge De La Rosa, 2003  
 Kevin Youkilis, 2003  
 A.J. Burnett, 1999  
 Pablo Ozuna, 1999

## Former Sea Dogs Selected

### to MLB All-Star Games

Ryan Dempster- *Cubs* 2008  
 Adrian Gonzalez- *Padres* 2008  
 Jonathan Papelbon- *Red Sox* 2008  
 Dustin Pedroia- *Red Sox* 2008  
 Hanley Ramirez- *Marlins* 2008  
 Kevin Youkilis- *Red Sox* 2008  
 Josh Beckett- *Red Sox* 2007  
 Jonathan Papelbon- *Red Sox* 2007  
 Brad Penny- *Dodgers* 2007  
 Jonathan Papelbon- *Red Sox* 2006  
 Brad Penny- *Dodgers* 2006  
 Edgar Renteria- *Braves* 2006  
 Luis Castillo- *Marlins* 2005  
 Livan Hernandez- *Nationals* 2005  
 Livan Hernandez- *Expos* 2004  
 Edgar Renteria- *Cardinals* 2004  
 Luis Castillo- *Marlins* 2003  
 Edgar Renteria- *Cardinals* 2003  
 Luis Castillo- *Marlins* 2002  
 Randy Winn- *Devil Rays* 2002  
 Charles Johnson- *Marlins* 2001  
 Ryan Dempster- *Marlins* 2000  
 Edgar Renteria- *Cardinals* 2000  
 Alex Gonzalez- *Marlins* 1999  
 Edgar Renteria- *Marlins* 1998  
 Charles Johnson- *Marlins* 1997

## HADLOCK FIELD HOME RUNS

YEAR	HOME RUNS	GAMES
2008	60	68
2007	37	71
2006	41	63
2005	50	67
2004	65	71
2003	64	71
2002	65	73
2001	41	70
2000	55	70
1999	58	71
1998	71	70
1997	108	72
1996	66	70
1995	53	72
1994	56	72
<b>TOTALS</b>	<b>812</b>	<b>917</b>

# SEA DOGS ALL-TIME ROSTER

## A

<b>Abbott, Jeff</b>	<b>2001</b>
Adams, Brian	2003
<b>Adamson, Joel</b>	<b>1994</b>
<b>Aguila, Chris</b>	<b>2001, 2002</b>
<b>Aldred, Scott</b>	<b>2003</b>
<b>Alfonseca, Antonio</b>	<b>1995</b>
Alkire, Jeff	1996
<b>Almanza, Armando</b>	<b>1999</b>
<b>Almanzar, Carlos</b>	<b>2007</b>
<b>Almonte, Hector</b>	<b>1999, 2000</b>
<b>Alvarez, Abe</b>	<b>2004</b>
Alvarez, Jimmy	2004
Alvarez, Jorge	1994
Anderson, Lars	2008
<b>Aquino, Luis</b>	<b>1994</b>
Apodaca, Juan	2008
Arroyo, Luis	1999
<b>Asencio, Miguel</b>	<b>2008</b>
<b>Astacio, Pedro</b>	<b>2004</b>
Aversa, Joe	1996

## B

Bacani, David	2006, 2007
<b>Bailey, Jeff</b>	<b>2001, '04, '05</b>
Baillie, Stefan	2004, 2005
Bajoczy, Tony	2007
Bard, Daniel	2008
<b>Barnes, John</b>	<b>2007</b>
Bates, Aaron	2007, 2008
Bates, Fletcher	1998, 1999
Beam, Randy	2005, 2006
<b>Beckett, Josh</b>	<b>2001</b>
<b>Beckett, Robbie</b>	<b>1996</b>
Bell, Bubba	2007, 2008
Benz, Jake	1999, 2000
<b>Berg, Dave</b>	<b>1996</b>
Betts, Todd	2000
<b>Billingsley, Brent</b>	<b>1998</b>
Blasi, Blake	2003
<b>Booty, Josh</b>	<b>1997, 1998</b>
Borowiak, Zach	2003, '05-'07
<b>Bowden, Michael</b>	<b>2007, 2008</b>
Bowe, Brandon	2001, 2002
Bridges, Donnie	2002
Brisson, Dustin	2003
Brooks, Conor	2004, 2005
<b>Brooks, Frank</b>	<b>2006</b>
Brown, Dusty	2006, 2007
Brown, Jason	2001
Brown, Ron	1996
Brown, Tonayne	2003
<b>Buchholz, Clay</b>	<b>2007, 2008</b>
Buckley, Jim	2005
Bumatay, Mike	2006
<b>Bump, Nate</b>	<b>1999-2002</b>
Burgus, Travis	1997-99
<b>Burnett, AJ</b>	<b>1999</b>

## C

Cameron, Ryan	2003, 2004
Cames, Aaron	1999
Campo, Mike	2004
Candeleria, Ben	2000, 2002
<b>Castillo, Luis</b>	<b>1996</b>
Castro, Nelson	2003
<b>Castro, Ramon</b>	<b>1998</b>

Castro, Tony	1997
Catalanotte, Greg	2003
Chapman, Jake	2003
Chauncey, Clint	2004
Chavez, Carlos	1997
Chavez, Chris	2002
Chavez, Dirimo	2005
Chavez, Rafael	1994
Chergey, Dan	1995-1997
Christian, Eddie	1994
<b>Christman, Tim</b>	<b>2002</b>
<b>Clapinski, Chris</b>	<b>1995-'96, '01</b>
Clark, Chris	1999-2002
Clark, Tim	1994, 1995
Comer, Scott	2000
Concepcion, Alberto	2004-2006
Cook, Hayward	1996-1998
<b>Coquillette, Trace</b>	<b>2002, 2003</b>
<b>Cornelius, Reid</b>	<b>1997</b>
Corsaletti, Jeff	2007, 2008
Cox, Bryce	2007
<b>Crespo, Cesar</b>	<b>2000</b>
Cromer, Brandon	1998
<b>Crozier, Eric</b>	<b>2007</b>
Cueto, Jose	2002
<b>Cunnane, Will</b>	<b>1995, 1996</b>

## D

Daeges, Zachary	2008
Daniel, Mike	1994
Danielson, Sean	2008
<b>Darensbourg, Vic</b>	<b>1994</b>
De La Hoya, Javier	1994
<b>De La Rosa, Jorge</b>	<b>2003</b>
De Renne, Keoni	2006
<b>Delcarmen, Manny</b>	<b>2005</b>
<b>Dempster, Ryan</b>	<b>1998</b>
Deschenes, Marc	2004, 2005
Devey, Phil	2005
DeWitt, Scott	1998
Diaz, Argenis	2008
<b>Diaz, Felix</b>	<b>2007</b>
Dina, Allen	2002
<b>DiNardo, Lenny</b>	<b>2004, 2006</b>
Dobies, Andrew	2006, 2007
<b>Dominique, Andy</b>	<b>2003</b>
Donaldson, Bo	2004
Drumright, Mike	2001
Duncan, Geoff	1998-2000
<b>Dunwoody, Todd</b>	<b>1996</b>
Durbin, Chris	2005, 2006
<b>Duval, Mike</b>	<b>1997</b>

## E

<b>Edmondson, Brian</b>	<b>2001</b>
Ehlrich, Drew	2004
<b>Ellsbury, Jacoby</b>	<b>2006, 2007</b>
Elmore, Chris	2003
<b>Erickson, Matt</b>	<b>1999, 2000</b>
Evert, Brett	2006

## F

Fernandes, Kyle	2007, 2008
Fesh, Sean	2002
Fisher, Pete	2005
<b>Fontenot, Joe</b>	<b>1998</b>
<b>Fossum, Casey</b>	<b>2003</b>
Foster, Quincy	2000-2002

<b>Fox, Chad</b>	<b>2003</b>
<b>Frederick, Kevin</b>	<b>2006</b>
Fulse, Sheldon	2004, 2005
Funaro, Joe	1998-2000

## G

<b>Gabbard, Kason</b>	<b>2004-2006</b>
Gamble, Jerome	2003, 2004
<b>Garcia, Amaury</b>	<b>1998</b>
Gardner, Jarrett	2004
<b>Gassner, Dave</b>	<b>2008</b>
Gillespie, Eric	2001
Glaser, Eric	2003, 2004
<b>Gload, Ross</b>	<b>2000</b>
Goelz, Jim	2003
Goetz, Geoff	2000-2002
<b>Gonzalez, Adrian</b>	<b>2002</b>
Gonzalez, Alex	2005
<b>Gonzalez, Alex</b>	<b>1996, 1997</b>
<b>Gonzalez, Gabe</b>	<b>1997, 1999</b>
Gonzalez, Juan	1997
Goodell, Steve	1998
Goodson, Matt	2006-2008
Gousha, Sean	1994
Granadillo, Tony	2007, 2008
<b>Grilli, Jason</b>	<b>2001</b>
<b>Gulan, Michael</b>	<b>1998</b>

## H

Haigwood, Daniel	2007, 2008
Haines, Talley	2005
Hall, Mickey	2008
<b>Hammond, Chris</b>	<b>1994</b>
<b>Hamulack, Tim</b>	<b>2002, 2004</b>
Hancock, Chris	1995
<b>Hansack, Devern</b>	<b>2006</b>
<b>Hansen, Craig</b>	<b>2005, 2006</b>
<b>Harper, Brandon</b>	<b>2000, 2001</b>
Harris, Doug	1996
Hastings, Lionel	1996, '97, '99
<b>Hattig, John</b>	<b>2003, 2004</b>
Haverbusch, Kevin	2003
<b>Haynes, Heath</b>	<b>1997</b>
Headley, Justin	2003, 2004
<b>Hebson, Bryan</b>	<b>2004</b>
Heinrichs, Jon	1999
Henderson, Ryan	2000
Henderson, Scott	1999-2001
Henkel, Rob	2002
<b>Heredia, Felix</b>	<b>1996</b>
<b>Heredia, Wilson</b>	<b>1995</b>
<b>Hernandez, Livan</b>	<b>1996</b>
<b>Herndon, Junior</b>	<b>2003</b>
Hertzler, Barry	2005-2007
Hirtensteiner, Rick	1994
Holdzkorn, Lincoln	2007
Honeycutt, Heath	2000-2002
<b>Hooper, Kevin</b>	<b>2001</b>
Hottovy, Tommy	2006-2008
Howell, Jason	2004
<b>Hurst, Bill</b>	<b>1996, 1997</b>

## I

Iapoco, Anthony	2002
<b>Izquierdo, Hansel</b>	<b>2001, 2002</b>

## J

Jackson, Kyle	2005-2008
---------------	-----------



# SEA DOGS ALL-TIME ROSTER

**Jackson, Ryan** 1997  
 Jacobsen, Joe 1997, 1998  
 James, Mike 2007, 2008  
 Jimenez, Jorge 2008  
 Jimenez, Luis 2006  
**Johnson, Charles** 1994, 1995  
 Johnson, Eric 2004  
 Johnson, James 2003, 2004  
 Johnson, Jay 2006-2008  
 Johnson, Kris 2008  
**Johnson, Mark** 1998  
 Jones, Hunter 2007, 2008  
 Jones, Jaime 1998-2001  
 Jordan, Brantley 2005  
**Jorgensen, Ryan** 2002  
**Jorgensen, Terry** 1994  
 Juelsgaard, Jarod 1994, 1995

## K

Kaercher, Matt 2003  
**Kapler, Gabe** 2003, 2006  
 Katzaroff, Rob 1995  
 Kelly, Dustin 2004, 2006  
 Kelly, Heath 2001, 2002  
 Kendrena, Ken 1994  
 Kester, Tim 2003  
 Keylor, Cory 2007  
 Khoury, Ryan 2008  
 Kilburg, Joe 2004  
 Kleinz, Larry 1999  
 Klepacki, Ed 2002  
**Knotts, Gary** 1999, 2000  
 Koeyers, Ramsey 1997  
**Kotsay, Mark** 1997  
**Kottaras, George** 2006  
**Kremers, Jimmy** 1995  
 Kuilan, Hector 1998, 1999  
 Kumagai, Ryo 2003

## L

Lambert, Jeremy 2004  
 Lara, Nelson 2000  
**Larkin, Andy** 1995, '96, '99  
 Large, T.J. 2008  
 Larson, Ryan 2004  
 Lawson, Ryne 2008  
 Leahy, Pat 1994, 1995  
 Leese, Brandon 1998-2000  
 Lemon, Don 1994, 1995  
 Lentz, Richard 2008  
 Leon, Carlos 2003  
 Leonard, Mike 2006  
**Lester, Jon** 2005, 2007  
 Levan, Matt 2001  
 LeVier, Bret 2005  
 Lobaton, Jose 1999  
 Lockwood, Mike 2004  
**Lombard, George** 2004  
 Lopez, Angel 2002  
 Lopez, Gustavo 2002  
 Lopez-Cao, Mike 2004  
**Lowrie, Jed** 2007  
 Loyd, Brian 2003  
 Lucca, Lou 1995

## M

**Mack, Quinn** 1996  
 Madera, Sandy 2008

**Mairena, Oswaldo** 2001  
 Malinoski, Chris 1994  
**Mann, Jim** 2005  
**Mantei, Matt** 1995, 1997  
**Martinez, Anastacio** 2003  
 Martinez, Edgar 2004-2006  
 Martinez, Ramon 1994  
 Massingale, Matt 2002  
**Masterson, Justin** 2007, 2008  
 Maxwell, Blake 2007  
 McClaskey, Tim 2001  
 McCurtain, Paul 1998, '00, '01  
 McGowan, Sean 2003, 2004  
 McGraw, Tom 1994, 1995  
**McMillon, Billy** 1995  
**Meadows, Brian** 1996, 1997  
 Medrano, Jesus 2002, 2004  
 Melconian, Alex 2000  
**Mendoza, Luis** 2006  
 Mendoza, Reynol 1995, 1996  
**Mercado, Hector** 1997  
**Meredith, Cla** 2005  
**Millar, Kevin** 1996- '97, '02  
**Miller, Wade** 2005  
**Milliard, Ralph** 1995- 1997  
 Mills, Adam 2008  
 Minges, Tyler 2006  
 Miniel, Rene 2003  
 Mix, Greg 1995- 1997  
 Montalbano, Greg 2003, 2004  
 Morales, Steve 1998, 2002  
 Moskau, Ryan 2000, 2001  
**Moss, Brandon** 2005, 2006  
 Mull, Blaine 1998  
**Murphy, David** 2005, 2006  
**Myrow, Brian** 2006

## N

Nall, T.J. 2007  
 Natale, Jeff 2007, 2008  
 Nathans, John 2003, 2004  
**Neal, Blaine** 2001  
 Negron, Kristopher 2008  
**Nelson, Joe** 2004  
 Newlin, Jim 1994  
 Nicolas, Michael 2003  
 Nieves, Raul 2003- 2005  
 Niles, Drew 1999- 2002  
 Norris, Joe 1997  
 Norton, Chris 1998- 2000  
**Nunez, Abraham** 2000, 2001  
 Nunez, Clemente 1996

## O

**O'Halloran, Greg** 1994  
 O'Keefe, Mike 2004, 2005  
 O'Neill, Doug 1996  
**Olsen, Kevin** 2000, 2001  
**Ortiz, David** 2008  
 Ortiz, Omar 2002  
 Otness, John 2007, 2008  
 Owens, Jeremy 2003  
**Ozuna, Pablo** 1999, 2000

## P

Pachot, John 2000  
 Padgett, Matt 2002  
 Pageler, Mick 1998, 1999

Pahucki, David 2003- 2005  
 Paniagua, Salvador 2007  
**Papelbon, Jonathan** 2005  
 Parisi, Mike 1997  
 Paskievitch, Tom 1994  
**Pauley, David** 2005, 2006  
 Pearsall, JJ 2002  
**Pearson, Jason** 2005  
**Pedroia, Dustin** 2005  
**Penny, Brad** 1999  
 Peoples, Mike 2002  
**Perez, Juan** 2003, 2004  
 Perez, Kenny 2004, 2005  
**Perez, Yorkis** 1994  
 Perigny, Don 1994  
 Petersen, Matt 1994  
 Pettit, Doug 1995  
 Phoenix, Wynter 2000, 2001  
 Pinckney, Andrew 2007, 2008  
 Polanco, Enohal 2000  
 Povich, Chad 2007  
**Powell, Jay** 1995  
 Press, Gregg 1997  
 Pritz, Bryan 2006- 2008

## R

Raleigh, Matt 2000  
**Ramirez, Hanley** 2004, 2005  
**Ramirez, Julio** 1999  
 Ramos, Victor 2006  
 Rector, Bobby 1997- 1999  
 Reddick, Josh 2007, 2008  
**Redmond, Mike** 1995- '96, '98  
 Reese, Nate 1999, 2000  
 Reeves, Glenn 1997- 1999  
**Renteria, Edgar** 1995  
 Renteria, Edinson 1994  
 Rhoades, Chad 2008  
 Richards, Mark 1998  
 Richardson, Dustin 2008  
 Rigsby, Randy 2000, 2002  
**Roa, Joe** 2001  
 Robertson, Jason 1996  
**Robertson, Nate** 2002  
 Robertson, Ryan 1998, 1999  
 Rodgers, Bobby 1998- 2002  
 Rodriguez, Maximo 1996  
 Rodriguez, Victor 1997- 1999  
 Rogers, Joe 2004  
 Rojas, Euclides 1995  
**Rolison, Nate** 1998, '99, '01  
 Roneberg, Brett 2001, 2004  
**Roskos, John** 1996, 1997  
 Rozier, Michael 2006  
 Rudolph, Mason 1995  
 Rudrude, Brett 2003

## S

**Sanchez, Anibal** 2005  
**Sandberg, Jared** 2005  
 Santos, Jose 2002  
**Saunders, Tony** 1996, 1997  
**Scheffer, Aaron** 2001  
 Schifano, Tony 1999  
 Schneidmiller, Gary 2004  
 Schrager, Tony 2003  
 Schunk, Jerry 1994  
 Searles, Jonathan 2006

# SEA DOGS ALL-TIME ROSTER

<b>Seibel, Phil</b>	<b>2004, 2006</b>
Sergent, Joe	2002
Sheff, Chris	1994- 1996
<b>Sheffield, Gary</b>	<b>1994</b>
Sherrod, Justin	2003
Shibilo, Andy	2003
Shoemaker, Scott	2005- 2007
<b>Shoppach, Kelly</b>	<b>2003</b>
Skinner, John	2002
Sloan, Brandon	2002
Smith, Charles (Bubba)	2001
<b>Smith, Chris</b>	<b>2004- 2007</b>
Smith, Jeff	2003
<b>Snare, Ryan</b>	<b>2002</b>
Spann, Chad	2005, '06, '07
<b>Spencer, Stanley</b>	<b>1994, 1995</b>
<b>Stanifer, Rob</b>	<b>1996</b>
Stanley, Jered	2008
Stevens, Josh	2003, 2004
Sturge, Justin	2005, 2006
Suarez, Iggy	2006- 2008

## T

<b>Tavarez, Jesus</b>	<b>1994</b>
<b>Tejera, Michael</b>	<b>1998, '99, '01</b>
Thornton, Paul	1996
Tomori, Denney	2005
Torres, Tony	1995- 1997
Townsend, Dave	1997, 1998
<b>Treanor, Matt</b>	<b>2001, 2002</b>
Tucker, Rusty	2006
Twomley, Jason	2006

## V

<b>Valdes, Marc</b>	<b>1994, 1995</b>
Valdez, Wilson	2002
Van Der Bosch, Matt	2005, 2006
Vaquedano, Jose	2006- 2008
Vardijan, Dan	1998, 1999
<b>Vargas, Claudio</b>	<b>2000, 2001</b>
Vasquez, Carlos	2008
Vaughan, Beau	2004, '07, '08
<b>Villafuerte, Brandon</b>	<b>1998, 1999</b>
Villegas, Felix	2003

## W

Wagner, Mark	2008
<b>Wainhouse, David</b>	<b>1995</b>
Waller, Casey	1995
<b>Ward, Bryan</b>	<b>1995- 1997</b>
Wathan, Derek	2000, 2001
<b>Wathan, Dusty</b>	<b>2001</b>
<b>Wayne, Justin</b>	<b>2002</b>
Weatherby, Charlie	2003, 2004
West, Jeremy	2005, 2006
<b>Whisenant, Matt</b>	<b>1995</b>
<b>White, Derrick</b>	<b>1994</b>
<b>White, Matt</b>	<b>2003</b>
White, Walter	1998
Whitten, Mike	1994
Wilcox, Luke	2001
<b>Wilson, Josh</b>	<b>2002</b>
Wilson, Pookie	1995- 1997
<b>Winn, Randy</b>	<b>1997</b>
Woodards, Orlando	2002

## Y

<b>Yarnall, Ed</b>	<b>1998</b>
--------------------	-------------

Yaughn, Kip	1994
Yockey, Mark	1994
<b>Youkilis, Kevin</b>	<b>2003</b>
Young, Colin	2004
Youngbauer, Scott	2005, 2007

## Z

<b>Zink, Charlie</b>	<b>2003- 2007</b>
----------------------	-------------------

## MANAGERS

Beyeler, Arnie	2007, 2008
Cacciatore, Frank	1999
Claus, Todd	2005- 2006
Fox, Eric	2002
Gonzalez, Fredi	1997
Johnson, Ron	2003- 2004
Jones, Lynn	1998
Renteria, Rick	2000- 2001
Tosca, Carlos	1994- 1996

## COACHES

Adams, Ace	2006
Andrews, Jeff	2001
Arroyo, Fernando	2005
Budaska, Mark	2003
Burns, Britt	1997
Castro, Jose	1994, '99-2001
Cather, Mike	2007, 2008
DeMerritt, Marty	2001
Gale, Rich	1995, 1996
Joppie, Dave	2008
Joyce, Kenny	1996
Kipper, Bob	2003, 2004
Luebber, Steve	1999, 2000
Morman, Russ	2004- 2007
Pentland, Jeff	1995
Peterson, Brian	1998
Raleigh, Matt	2002
Rende, Sal	1997, 1998
Signore, Tom	2002

## TRAINERS

Abraham, Tim	1996- 1998
Basham, Gene	2002
Jaquette, B.J.	2003
Kennedy, Shane	2000
McGowan, Mike	1995
Mendez, Josue	2001
Pearson, Brad	2007, 2008
Slagle, Lee	2004
Sorensen, Todd	1994
Takahashi, Masai	2005- 2006
Williams, Harold	1999

***Bold= Players who have played in the Majors***

**Total Players in MLB: 155**

Total Number of Players by Year:	
1994.....	38
1995.....	35
1996.....	34
1997.....	37
1998.....	38
1999.....	36
2000.....	35
2001.....	36
2002.....	47
2003.....	52
2004.....	54
2005.....	49
2006.....	50
2007.....	49
2008.....	48

# SINGLE-SEASON RECORDS

## BATTING

Minimum 383 Plate Appearances

### AVERAGE

Kevin Millar ('97)	.342
Kevin Youkilis ('03)	.327
Todd Betts ('00)	.321
Kevin Millar ('96)	.318
Luis Castillo ('96)	.317

### HITS

Kevin Millar ('97)	175
Billy McMillon ('95)	162
Ryan Jackson ('97)	153
Todd Dunwoody ('96)	153
Kevin Millar ('96)	150

### STRIKEOUTS

Josh Booty ('97)	166
Jeremy Owens ('03)	161
Abraham Nunez ('98)	155
Julio Ramirez ('99)	150
Nate Rolison ('98)	150

### ON-BASE %

Kevin Youkilis ('03)	.487
Kevin Millar ('97)	.423
Billy McMillon ('95)	.423
Jeff Natale ('07)	.417
Two Players Tied	.416

### RBI

Kevin Millar ('97)	131
Ryan Jackson ('97)	98
Chris Norton ('99)	97
Adrian Gonzalez ('02)	96
Two Players Tied	93

### DOUBLES

Brandon Moss ('06)	36
Nate Rolison ('98)	35
Zach Daeges	34
Adrian Gonzalez ('02)	34
Kevin Millar ('97)	34
Tim Clark ('95)	34

### WALKS

Billy McMillon ('95)	96
Jeff Natale ('07)	88
Kevin Youkilis ('03)	86
Ralph Milliard ('95)	86
Two Players Tied	83

### SLUGGING %

Chris Norton ('99)	.633
Kevin Millar ('97)	.605
Ryan Jackson ('97)	.544
John Roskos ('97)	.541
Charles Johnson ('94)	.524

### HOME RUNS

Chris Norton ('99)	38
Kevin Millar ('97)	32
Charles Johnson ('94)	28
Ryan Jackson ('97)	26
Two Players Tied	24

### TRIPLES

Julio Ramirez ('99)	10
Abraham Nunez ('01)	9
Fletcher Bates ('99)	9
Four Players Tied	8

### RUNS SCORED

Ralph Milliard ('95)	104
Mark Kotsay ('97)	103
Cesar Crespo ('00)	96
Kevin Millar ('97)	94
Jeff Corsaletti ('07)	93

### STOLEN BASES

Julio Ramirez ('99)	64
Luis Castillo ('96)	51
Cesar Crespo ('00)	41
Jesus Medrano ('02)	39
Two Players Tied	35

## PITCHING

Minimum 114 Innings Pitched

### ERA

Jon Lester ('05)	2.61
Michael Tejera ('99)	2.62
Tony Saunders ('96)	2.63
Kevin Olsen ('01)	2.68
Devern Hansack ('06)	3.26

### WINS

Michael Tejera ('99)	13
Tony Saunders ('96)	13
Brandon Leese ('00)	12
Jon Lester ('05)	11
Hector Mercado ('97)	11

### LOSSES

Mark Johnson ('98)	14
Brent Billingsley ('98)	13
A.J. Burnett ('99)	12
Will Cunnane ('96)	12
Two Pitchers Tied	11

### SAVES

Bill Hurst ('96)	30
Jay Powell ('95)	24
Hector Almonte ('99)	23
Bobby Rodgers ('00)	22
Mike James ('07)	22

### INNINGS PITCHED

Brian Meadows ('97)	175.2
Brandon Leese ('00)	173.2
Brent Billingsley ('98)	171.0
Reynol Mendoza ('95)	168.0
Tony Saunders ('96)	167.2

### WALKS

Charlie Zink ('04)	72
A.J. Burnett ('99)	71
Omar Ortiz ('02)	70
Bobby Rodgers ('99)	70
Brent Billingsley ('98)	70

### STRIKEOUTS

Brent Billingsley ('98)	183
Jon Lester ('05)	163
Tony Saunders ('96)	156
Michael Tejera ('99)	152
Claudio Vargas ('01)	151

### APPEARANCES

Mick Pageler ('98)	60
Mike James ('07)	55
Felix Heredia ('96)	55
Dan Chergey ('95)	54
Blaine Neal ('01)	55

### WINNING % (min. 10 dec.)

Kason Gabbard ('06)	.818
Geoff Duncan ('98)	.818
Livan Hernandez ('96)	.818
Will Cunnane ('95)	.818
Hector Mercado ('97)	.786

# CAREER SEA DOGS RECORDS

## BATTING

*Minimum 400 Plate Appearances*

### AVERAGE

Kevin Millar ('96-'97,'02)	.328
Kevin Youkilis ('03)	.327
Todd Betts ('00)	.321
Luis Castillo ('96)	.317
Joe Funaro ('98-'00)	.314

### HITS

Kevin Millar ('96-'97,'02)	326
Pablo Ozuna ('99-'00)	284
Fletcher Bates ('98-'99)	283
Brandon Moss ('05-'06)	280
Nate Rolison ('98-'99,'01)	269

### STRIKEOUTS

Jaime Jones ('98-'01)	275
Nate Rolison ('98-'99,'01)	269
Jeff Bailey ('01,'04-'05)	252
Josh Booty ('97-'98)	240

### ON-BASE %

Kevin Youkilis ('03)	.487
Billy McMillon ('95)	.423
Todd Betts ('00)	.416
Jeff Natale ('07-'08)	.415
Zach Daeges ('08)	.412

### RBI

Kevin Millar ('96-'97,'02)	220
Chris Norton ('98-'00)	159
Nate Rolison ('98-'99,'01)	154
Tim Clark ('94-'95)	153
Jeff Bailey ('01,'04-'05)	150

### DOUBLES

Brandon Moss ('05-'06)	67
Kevin Millar ('96-'97,'02)	66
Jeremy West ('05-'06)	64
Tim Clark ('94-'95)	64
Chris Durbin ('05-'06)	59

### WALKS

Jeff Corsaletti ('07-'08)	136
Nate Rolison ('98-'99,'01)	133
Jeff Bailey ('01,'04-'05)	130
Abraham Nunez ('00-'01)	127

### SLUGGING %

Chris Norton ('98-'00)	.588
Kevin Millar ('96-'97,'02)	.552
Ryan Jackson ('97)	.544
Charles Johnson ('94-'95)	.516
Mark Kotsay ('97)	.514

### HOME RUNS

Chris Norton ('98-'00)	54
Kevin Millar ('96-'97,'02)	51
Jeff Bailey ('01,'04-'05)	33
Nate Rolison ('98-'99,'01)	33
John Roskos ('96-'97)	33

### TRIPLES

Fletcher Bates ('98-'99)	14
Pablo Ozuna ('99-'00)	13
Abraham Nunez ('00-'01)	12
Drew Niles ('99-'02)	11
Five Players Tied	10

### RUNS SCORED

Kevin Millar ('96-'97,'02)	164
Brandon Moss ('05-'06)	163
Jeff Corsaletti ('07-'08)	153
Nate Rolison ('98-'99,'01)	152

### STOLEN BASES

Pablo Ozuna ('00)	66
Julio Ramirez ('99)	64
Quincy Foster ('00-'02)	58
Jesus Medrano ('02,'04)	51
Luis Castillo ('96)	51

## PITCHING

*Minimum 120 Innings Pitched*

### ERA

Jon Lester ('05,'07)	2.57
Marc Valdes ('94,'96)	2.59
Tony Saunders ('96-'97)	2.71
Geoff Duncan ('98-'00)	2.81
Tom McGraw ('94-'95)	3.21

### SAVES

Bill Hurst ('96-'97)	30
Bobby Rodgers ('98-'02)	27
Hector Almonte ('98-'00)	26
Mike James ('07-'08)	24
Jay Powell ('95)	24

### STRIKEOUTS

Michael Tejera ('98-'99,'01)	380
Bobby Rodgers ('98-'02)	293
Chris Smith ('04-'07)	292
Bryan Ward ('95-'97)	264
Nate Bump ('99-'02)	253

### WINS

Michael Tejera ('98-'99,'01)	31
Chris Smith ('04-'07)	24
Charlie Zink ('03-'07)	22
Bryan Ward ('95-'97)	22
Two Players Tied	21

### INNINGS PITCHED

Michael Tejera ('98-'99,'01)	403.0
Brandon Leese ('98-'00)	381.2
Nate Bump ('99-'02)	375.0
Chris Smith ('04-'07)	369.2
Charlie Zink ('03-'07)	338.0

### APPEARANCES

Scott Henderson ('99-'01)	124
Bobby Rodgers ('98-'02)	114
Mike James ('07-'08)	101
Dan Cherger ('95-'97)	100
Kyle Jackson ('05-'08)	95

### LOSSES

Nate Bump ('99-'02)	26
Bobby Rodgers ('98-'02)	22
Chris Smith ('04-'07)	21
Brandon Leese ('98-'00)	20
Kason Gabbard ('04-'06)	19

### WALKS

Charlie Zink ('03-'07)	188
Bobby Rodgers ('98-'02)	143
Michael Tejera ('98-'99,'01)	122
Kyle Jackson ('05-'08)	117
Kason Gabbard ('04-'06)	116

### WINNING % (min. 12 dec.)

Hector Mercado ('97)	.786
Tony Saunders ('96-'97)	.765
Antonio Alfonseca ('95)	.750
Tim Hamulack ('02)	.714
Marc Valdes ('94,'96)	.700

# YEARLY TEAM LEADERS

YEAR	AVERAGE	HOME RUNS	RBI	RUNS
1994	Terry Jorgensen .289	Charles Johnson 28*	Charles Johnson 80	Terry Jorgensen 65
1995	Billy McMillon .315	Billy McMillon 14	Billy McMillon 93	Ralph Milliard 104*
1996	Kevin Millar .318	Todd Dunwoody 24	Todd Dunwoody 93	Todd Dunwoody 88
1997	Kevin Millar .342*	Kevin Millar 32	Kevin Millar 131*	Mark Kotsay 103*
1998	Jaime Jones .281	Nate Rolison 16	Nate Rolison 83	Nate Rolison 80
1999	Nate Rolison .299	Chris Norton 38*	Chris Norton 97	Julio Ramirez 87
2000	Todd Betts .321	Ross Gload 16	Todd Betts 71	Cesar Crespo 96
2001	Kevin Hooper .308	Abraham Nunez 17	Jeff Bailey 66	Abraham Nunez 75
2002	Jesus Medrano .297	Adrian Gonzalez 17	Adrian Gonzalez 96	Jesus Medrano 77
2003	Kevin Youkilis .327	Jeremy Owens 21	Justin Sherrod 74	Kevin Youkilis 74
2004	Kenny Perez .280	Mike O'Keefe 19	Brett Roneberg 77	Brett Roneberg 67
2005	Chris Durbin .282	Jared Sandberg 18	David Murphy 75	David Murphy 71
2006	Chad Spann .294	Luis Jimenez 17	Brandon Moss 83	Brandon Moss 76
2007	Bryan Pritz .292	Andrew Pinckney 14	Natale/Johnson/Pinckney 64	Jeff Corsaletti 93
2008	Zach Daeges .307	Bell/Hall 13	Aaron Bates 68	Zach Daeges 63
YEAR	HITS	DOUBLES	TRIPLES	STOLEN BASES
1994	Terry Jorgensen 136	Clark/Johnson 29	Jesus Tavarez 8	Ramon Martinez 31
1995	Billy McMillon 162*	Tim Clark 34	Renteria/Sheff 7	Edgar Renteria 30
1996	Todd Dunwoody 153	Kevin Millar 32	Luis Castillo 7	Luis Castillo 51*
1997	Kevin Millar 175*	Kevin Millar 34*	Randy Winn 6	Randy Winn 35
1998	Bates/Garcia 147	Nate Rolison 35	Amaury Garcia 6	Amaury Garcia 23
1999	Julio Ramirez 148	Julio Ramirez 30	Julio Ramirez 10	Julio Ramirez 64*
2000	Pablo Ozuna 143	Ross Gload 28	Ozuna/Phoenix 6	Cesar Crespo 41
2001	Kevin Hooper 144	Jeff Bailey 28	Abraham Nunez 9*	Abraham Nunez 26
2002	Adrian Gonzalez 135	Adrian Gonzalez 34	Drew Niles 8	Jesus Medrano 39
2003	Jeremy Owens 124	Kelly Shoppach 30	Jeremy Owens 8	Jeremy Owens 15
2004	Brett Roneberg 133	Kenny Perez 31	Sheldon Fulse 7	Sheldon Fulse 29
2005	Brandon Moss 135	Jeremy West 32	Hanley Ramirez 7	Hanley Ramirez 26
2006	Brandon Moss 145	Brandon Moss 36*	Moss/Spann/Ellsbury 3	Jacoby Ellsbury 16
2007	Jeff Corsaletti 123	Jed Lowrie 31	Jed Lowrie 7	Jeff Corsaletti 20
2008	Aaron Bates 126	Zach Daeges 34	Jeff Corsaletti 4	Iggy Suarez 15
YEAR	WINS	LOSSES	ERA	STRIKEOUTS
1994	Vic Darenbourg 10	Juelsgaard/Perigny 9	Stan Spencer 3.48	Vic Darenbourg 103
1995	Matt Whisenant 10	Reynol Mendoza 10	Reynol Mendoza 3.43	Reynol Mendoza 120
1996	Tony Saunders 13	Will Cunnane 12	Tony Saunders 2.63*	Tony Saunders 156*
1997	Hector Mercado 11	Gregg Press 11	Hector Mercado 3.96	Hector Mercado 125
1998	Tejera/Duncan 9	Brent Billingsley 13	Brent Billingsley 3.74	Brent Billingsley 183*
1999	Michael Tejera 13	A.J. Burnett 12	Michael Tejera 2.62	Michael Tejera 152
2000	Brandon Leese 12	Scott Comer 10	Brandon Leese 3.47	Gary Knotts 113
2001	Kevin Olsen 10	Claudio Vargas 9	Kevin Olsen 2.68	Claudio Vargas 151
2002	Nate Robertson 10	Robertson/Woodards 9	Nate Bump 3.38	Nate Robertson 109
2003	Kester/Stevens 10	Tim Kester 10	Tim Kester 3.78	Tim Kester 128
2004	Abe Alvarez 10	Abe Alvarez 9	Abe Alvarez 3.59	Abe Alvarez 108
2005	Jon Lester 11	Kason Gabbard 11	Jon Lester 2.61*	Jon Lester 163*
2006	3 Players Tied 9	Jose Vaquedano 8	Devern Hansack 3.26	Devern Hansack 124
2007	Charlie Zink 9	Tommy Hottovy 10	Tommy Hottovy 5.61	Clay Buchholz 116
2008	Michael Bowden 9	Dustin Richardson 10	Kris Johnson 3.63	Dustin Richardson 114
YEAR	WALKS	SAVES		
1994	Vic Darenbourg 60	Don Perigny 11		
1995	Reynol Mendoza 69	Jay Powell 24*		
1996	Tony Saunders 62	Bill Hurst 30*		
1997	Hector Mercado 54	Mike Duvall 18		
1998	Brent Billingsley 70	Mick Pageler 13		
1999	A.J. Burnett 71	Hector Almonte 23		
2000	Gary Knotts 63	Bobby Rodgers 22		
2001	Claudio Vargas 67	Blaine Neal 21		
2002	Omar Ortiz 70	Brandon Sloan 8		
2003	Jorge De La Rosa 36	Anastacio Martinez 14		
2004	Charlie Zink 72*	Joe Nelson 13		
2005	Kason Gabbard 65	Jim Mann 12		
2006	Jose Vaquedano 68	Edgar Martinez 12		
2007	Hottovy/ Haigwood 49	Mike James 22		
2008	Kris Johnson 56	Beau Vaughan 16		

\* Led League

# **SINGLE GAME INDIVIDUAL & TEAM RECORDS**

## **TEAM**

### **Batting**

At-Bats	59	vs. Connecticut	April 16, 2008
Runs Scored	19	vs. New Britain	May 24, 1997
Hits	21*	vs. New Hampshire	May 30, 2008
RBI	19	vs. New Britain	May 24, 1997
Doubles	8*	vs. New Hampshire	May 30, 2008
Triples	3*	vs. Altoona	August 7, 2007
Home Runs	7	vs. New Britain	May 24, 1997
Total Bases	49*	vs. Harrisburg	August 4, 2007
Walks	17*	vs. Connecticut	April 16, 2008
Strikeouts	21	vs. Akron	August 2, 1997
Stolen Bases	6*	vs. Erie	May 11, 2002

### **Pitching**

Innings Pitched	17	vs. Connecticut	April 16, 2008
Runs	20	vs. Connecticut	July 29, 2008
Earned Runs	20	vs. Connecticut	July 29, 2008
Walks	13	vs. Trenton	July 2, 2006
Strikeouts	23	vs. Bowie	July 6, 2005
Hits	23	vs. New Hampshire	June 2, 2008
Home Runs	7	vs. Binghamton	August 15, 1997
Wild Pitches	6	vs. Harrisburg	April 21, 2006
Hit Batsman	5	vs. Binghamton	April 13, 2006

### **Fielding**

Putouts	51	vs. Connecticut	April 16, 2008
Assists	23	vs. Reading	April 7, 1994
Errors	6*	vs. Bowie	May 30, 1996
Passed Balls	3	vs. Reading	August 3, 1997
Double Plays	6*	vs. New Haven	June 20, 2003

\* Occurred multiple times, listed last time it occurred

## **INDIVIDUAL**

### **Batting**

At-Bats	8*	Aaron Bates	Norwich	August 29, 2008
Runs Scored	5*	Cesar Crespo	Norwich	June 23, 2000
Hits	5*	Jeff Natale	New Hampshire	July 17, 2007
RBI	7*	Aaron Bates	New Hampshire	May 6, 2008
Singles	5	Jeff Natale	New Hampshire	July 17, 2007
Doubles	3*	Mickey Hall	Trenton	June 28, 2008
Triples	3	Sheldon Fulse	Norwich	August 29, 2004
Home Runs	3*	Randy Rigsby	New Haven	July 11, 2002
Total Bases	13	Alex Gonzalez	New Britain	May 24, 1997
Walks	5*	Derek Wathan	Harrisburg	August 24, 2001
Strikeouts	5*	Brandon Moss	Akron	August 11, 2006
Stolen Bases	4	Julio Ramirez	New Britain	June 10, 1999
Caught Stealing	2*	Sheldon Fulse	Binghamton	August 15, 2005

### **Pitching**

Innings Pitched	9*	Charlie Zink	Connecticut	June 19, 2007
Runs	12*	Charlie Zink	Connecticut	July 29, 2007
Earned Runs	12	Charlie Zink	Connecticut	July 29, 2007
Walks	9	Bobby Rodgers	Norwich	August 4, 1999
Strikeouts	13*	Jon Lester	New Hampshire	July 11, 2005
Hits	18	Clemente Nunez	Canton-Akron	August 7, 1996
Home Runs	5	Bryan Ward	Bowie	May 12, 1997
Wild Pitches	6	Devern Hansack	Harrisburg	April 21, 2006
Hit Batsmen	4	Dave Townsend	Harrisburg	July 18, 1997

### **Fielding**

Putouts	25	Alberto Concepcion	Bowie	June 11, 2005
Assists	9*	Wilson Valdez	Trenton	August 21, 2002
Errors	3*	Heath Kelly	Binghamton	August 8, 2002
Passed Balls	3	Ramsey Koeyers	Reading	August 3, 1997

\* Occurred multiple times, listed last time it occurred



# SEASON & FRANCHISE RECORDS

## Team Season Batting Records

	Most	Year	Least	Year
<b>Games</b>	143	2007	139	2006
<b>At-Bats</b>	4,890	1997	4,512	2002
<b>Hits</b>	1,407	1997	1,138	2002
<b>Runs</b>	824	1997	590	2001
<b>Doubles</b>	289	2006	213	2001
<b>Triples</b>	45	1995	20	2006
<b>Home Runs</b>	191	1997	90	2006
<b>RBI</b>	765	1997	540	2001
<b>Walks</b>	590	2007	437	2002
<b>Strikeouts</b>	1,101	1998	888	2006
<b>Stolen Bases</b>	153	1996	54	2008
<b>Average</b>	.288	1997	.244	2001

## Team Season Pitching Records

	Most	Year	Least	Year
<b>Complete Games</b>	14	2000	0	2008
<b>Shutouts</b>	16	2006	3	1994
<b>Wins</b>	86	1995	60	1994
<b>Losses</b>	81	1994	56	1995
<b>Saves</b>	45	1996	28	2006
<b>Innings</b>	1,257	2001	1192.2	2002
<b>Walks</b>	553	2007	356	2001
<b>Strikeouts</b>	1,141	2001	864	2000
<b>ERA</b>	4.77	2004	3.24	2001

## Franchise Totals

Wins	Losses	Pct.	Hits	Runs	HR
1084	1036	.511	18,594	10,118	1,641

Franchise Records		
<b>Longest Winning Streak</b>	12	April 20-May 7, 1997
<b>Longest Losing Streak</b>	10**	July 29-August 8, 2006
<b>Longest Game (innings)</b>	17	April 16 vs. Connecticut 8-7 Portland Win
<b>Longest Game (time)</b>	5:41	April 16 vs. Connecticut 8-7 Portland Win
<b>Longest Nine-Inning Game Time</b>	4:09	May 30, 2008 vs. New Hampshire Win
<b>Largest Margin of Victory (playoffs)</b>	18*	September 7, 1995 @ New Haven 19-1 Portland Win
<b>Largest Margin of Victory (regular)</b>	15**	June 22, 2007 @ New Hampshire 17-2 Portland Win
<b>Largest Margin of Defeat</b>	16	May 1, 2004 vs. Norwich 0-16 Portland Loss
<b>Most Runs Scored</b>	19**	May 24, 1997 vs. New Britain 19-5 Portland Win
<b>Most Runs Allowed</b>	20	July 29, 2007 vs. Connecticut 20-13 Portland Loss
<b>Most Runs (Both Teams Combined)</b>	33	July 29, 2007 vs. Connecticut 20-13 Portland Loss

\* Feat accomplished during the playoffs, not the regular season.

\*\*Feat accomplished more than once. Last occurrence listed.

Longest Hitting Streaks		
Kevin Millar	21	July 18 - August 9, 1997
Victor Rodriguez	21	August 13 - September 1, 1998
Mike Gulan	20	June 6 - June 27, 1998

## Consecutive Games On-Base Streak

	With Portland	Overall
Kevin Youkilis	62	5/12-7/28/03
Kevin Millar	46	7/12-8/30/97
Jed Lowrie	38	4/29-6/6/07
		-

\*Modern Day Minor League Baseball Record

# OPENING DAY LINEUPS

<b>1994</b>	
Jesus Tavarez	CF
Eddie Christian	RF
Greg O'Halloran	1B
Terry Jorgensen	3B
Tim Clark	LF
Charles Johnson	C
Edison Renteria	SS
Ramon Martinez	2B
Javier De La Hoya	P
Carlos Tosca	Mgr.
Marty DeMerritt	PC
Jose Castro	HC
Todd Sorensen	TR
Won 2-1 @ Reading(12)	

<b>1995</b>	
Robbie Katzaroff	CF
Ralph Milliard	2B
Billy McMillion	LF
Tim Clark	1B
Lou Lucca	3B
Chris Sheff	RF
Mike Redmond	C
Edgar Renteria	SS
Andy Larkin	P
Carlos Tosca	Mgr.
Rich Gale	PC
Jeff Pentland	HC
Mike McGowan	TR
Won 4-3 vs. Binghamton(12)	

<b>1996</b>	
Luis Castillo	2B
Dave Berg	3B
Todd Dunwoody	CF
Chris Sheff	RF
John Roskos	1B
Doug O'Neill	LF
Mike Redmond	C
Tony Torres	SS
Will Cunnane	P
Carlos Tosca	Mgr.
Rich Gale	PC
Ken Joyce	HC
Tim Abraham	TR
Lost 9-7 @ Reading	

<b>1997</b>	
Pookie Wilson	LF
Victor Rodriguez	2B
Mark Kotsay	CF
Kevin Millar	1B
John Roskos	DH
Josh Booty	3B
Glenn Reeves	RF
Ramsey Koeyers	C
Alex Gonzalez	SS
Brian Meadows	P
Fredi Gonzalez	Mgr.
Britt Burns	PC
Sal Rende	HC
Tim Abraham	TR
Lost 2-0 @ Norwich (12)	

<b>1998</b>	
Glenn Reeves	LF
Amaury Garcia	2B
Fletcher Bates	CF
Nate Rolison	1B
Joe Funaro	SS
Jaime Jones	RF
Mike Redmond	C
Brandon Cromer	3B
Ryan Dempster	P
Lynn Jones	Mgr.
Brian Peterson	PC
Sal Rende	HC
Tim Abraham	TR
Won 6-2 @ Harrisburg	

<b>1999</b>	
Julio Ramirez	CF
Pablo Ozuna	SS
Matt Erickson	2B
Chris Norton	DH
Nate Rolison	1B
Fletcher Bates	RF
Jon Heinrichs	LF
Ryan Robertson	C
Joe Funaro	3B
A.J. Burnett	P
Frank Cacciatore	Mgr.
Steve Luebber	PC
Jose Castro	HC
Harold Williams	TR
Lost 8-6 vs. New Britain	

<b>2000</b>	
Pablo Ozuna	2B
Cesar Crespo	LF
Jaime Jones	RF
Ross Gload	1B
Heath Honeycutt	3B
Wynter Phoenix	DH
Brandon Harper	C
Enohal Polanco	SS
Quincy Foster	CF
Scott Comer	P
Rick Renteria	Mgr.
Steve Luebber	PC
Jose Castro	HC
Shane Kennedy	TR
Lost 13-5 @ New Britain	

<b>2001</b>	
Quincy Foster	LF
Derek Wathan	SS
Abraham Nunez	CF
Charles Smith	1B
Jaime Jones	RF
Heath Honeycutt	3B
Dusty Wathan	C
Jeff Bailey	DH
Drew Niles	2B
Michael Tejera	P
Rick Renteria	Mgr.
Jeff Andrews	PC
Jose Castro	HC
Josue Mendez	TR
Won 2-1 vs. Trenton	

<b>2002</b>	
Jesus Medrano	2B
Anthony Iapoco	CF
Adrian Gonzalez	1B
Heath Honeycutt	3B
Matt Padgett	RF
Jose Santos	DH
Chris Aguila	LF
Matt Treanor	C
Wilson Valdez	SS
Nate Robertson	P
Eric Fox	Mgr.
Tom Signore	PC
Matt Raleigh	HC
Gene Basham	TR
Won 9-2 @ New Britain	

# OPENING DAY LINEUPS

2003	
Nelson Castro	SS
Carlos Leon	2B
Kevin Youkilis	3B
Justin Headley	DH
Justin Sherrod	RF
Andy Dominique	C
Tonayne Brown	LF
Dustin Brisson	1B
Jeremy Owens	CF
Jorge De La Rosa	P
Ron Johnson	Mgr.
Bob Kipper	PC
Mark Budaska	HC
B.J. Jaquette	TR
Lost 4-1 @ Trenton	

2004	
Jesus Medrano	2B
Sheldon Fulse	CF
Mike O'Keefe	1B
Jeff Bailey	DH
Brett Roneberg	LF
John Hattig	3B
Eric Johnson	RF
Kenny Perez	SS
Edgar Martinez	C
Charlie Zink	P
Ron Johnson	Mgr.
Bob Kipper	PC
Russ Morman	HC
Lee Slagle	TR
Lost 3-2 @ Altoona	

2005	
Chris Durbin	LF
Dustin Pedroia	2B
Hanley Ramirez	SS
Jared Sandberg	3B
Jeremy West	1B
David Murphy	CF
Brandon Moss	RF
Alberto Concepcion	C
Sheldon Fulse	DH
Jonathan Papelbon	P
Todd Claus	Mgr.
Fernando Arroyo	PC
Russ Morman	HC
Masai Takahashi	TR
Won 4-2 vs. Norwich	

2006	
David Bacani	2B
David Murphy	CF
Jeremy West	DH
Luis Jimenez	1B
Brandon Moss	RF
Alberto Concepcion	C
Keoni De Renne	SS
Chad Spann	3B
Matt Van Der Bosch	LF
David Pauley	P
Todd Claus	Mgr.
Ace Adams	PC
Russ Morman	HC
Masai Takahashi	TR
Lost 5-1 @ Connecticut	

2007	
Jacoby Ellsbury	CF
Jeff Corsaletti	LF
Jeff Natale	1B
Cory Keylor	RF
Jed Lowrie	SS
Dusty Brown	C
Andrew Pinckney	3B
Bryan Pritz	DH
David Bacani	2B
Tommy Hottovy	P
Arnie Beyeler	Mgr.
Mike Cather	PC
Russ Morman	HC
Brad Pearson	TR
Lost 8-6 vs. New Britain	

2008	
Sean Danielson	RF
Tony Granadillo	3B
Bubba Bell	CF
Aaron Bates	1B
Zach Daeges	LF
Mark Wagner	C
Jay Johnson	DH
Ryan Khoury	2B
Iggy Suarez	SS
Justin Masterson	P
Arnie Beyeler	Mgr.
Mike Cather	PC
Dave Joppie	HC
Brad Pearson	TR
Won 3-0 @ New Britain	

## SEA DOGS STREAKS

### Longest Winning Streaks

- 12 April 25-May 7, 1997
- 11 April 12-April 26, 2000
- 11 April 11-April 24, 1995
- 10 May 31-June 13, 2006
- 10 April 7-April 17, 2005
- 10 August 22-August 31, 2000

### Longest Losing Streaks

- 10 July 29-August 8, 2006
- 10 April 10-April 19, 1994
- 9 July 31-August 7, 2003
- 8 July 21-July 29, 1999
- 7 July 17-July 23, 2000
- 7 July 9-July 17, 1994

# ATTENDANCE

## REGULAR SEASON ATTENDANCE HISTORY

Year	Openings	Total	Average	Sell Outs
1994	69	375,197	5,437	47
1995	70	429,763	6,139	48
1996	68	408,503	6,007	46
1997	69	397,117	5,755	30
1998	67	398,800	5,952	23
1999	71	402,582	5,670	18
2000	67	370,702	5,533	13
2001	66	383,022	5,803	23
2002	67	382,738	5,713	12
2003	65	405,021	6,231	36
2004	70	434,684	6,210	15
2005	63	396,277	6,290	28
2006	63	400,534	6,358	20
2007	65	421,368	6,483	24
2008	66	412,403	6,249	27
<b>Totals</b>	<b>1006</b>	<b>6,018,711</b>	<b>5,964</b>	<b>409</b>

## Regular Season Attendance Records

Category	Attendance	Date	Team
Largest Home	7,368*	08/31/08	New Hampshire
Smallest Home	2,698	04/08/97	Binghamton
Largest Day (H)	7,368*	08/31/08	New Britain
Smallest Day (H)	2,698	04/08/97	Binghamton
Largest Night (H)	7,368*	08/30/08	New Hampshire
Smallest Night (H)	2,824	05/25/94	Binghamton
Series, 4 Dates (H)	29,321*	05/25-5/28/07	Reading
Series, 4 Dates (R)	36,693	08/6-08/9/98	Bowie
Series, 3 Dates (H)	22,104*	08/15-08/17/08	Harrisburg
Series, 3 Dates (R)	32,563	08/22-08/24/97	Bowie
Series, 2 Dates (H)	14,736	07/17-07/19/08	Trenton
Series, 2 Dates (R)	14,307	08/19-08/21/97	Trenton
Largest Road	14,105	08/23/97	Bowie
Smallest Road	201	06/01/04	Bowie
Day/ Night DH	12,884	6/4/05	New Britain
Season, Home	434,684	2004	
Season, Road	352,451	2007	
Season, Total	773,819	2007	

\*Last Time Occured

### ATTENDANCE NOTES

- Portland ranked 30th out of 176 Minor League Baseball teams, 5th out of 30 Double-A teams and 2nd out of 12 Eastern League teams in average attendance in 2008.
- For the 5th consecutive year, Minor League Baseball established a new attendance record as 43,263,740 fans attended Minor League Baseball games in 2008.
- The Portland Sea Dogs ranked as the sixth highest attended sports franchise in New England in 2008 ranking only behind the Boston Red Sox, Boston Celtics, Boston Bruins, Pawtucket Red Sox, and New England Patriots.

# **BASEBALL IN PORTLAND & MAINE**

Professional baseball in Maine dates back to the last century. Since 1901 and the advent of the National Association of Professional Baseball Leagues (Minor League Baseball's governing body), professional baseball has called nine different Maine cities home, stretching from Calais to Old Orchard Beach. The Sea Dogs are Portland's first entry since 1949, the last season of the Portland Pilots. Below is the summary of Portland's professional baseball life since 1901 and a listing of other Maine professional baseball sites.

## **PORTLAND**

<b>Year League-Class</b>	<b>Team Name</b>	<b>W</b>	<b>L</b>	<b>PCT.</b>	<b>GB</b>	<b>Finish</b>	<b>Attendance</b>
1907 Maine State-D		39	41	.488	11.0	3rd	NA
1908 Atlantic Association-D		6	3	.677	1.0	2nd*	NA
1913 New England-B	Duffs	71	49	.591	7.0	2nd	NA
1914 New England-B	Duffs	70	48	.593	11.5	3rd	NA
1915 New England-B	Duffs	77	42	.647	—	1st	NA
1916 Eastern-A	Duffs	81	37	.686	4.0	2nd	NA
1917 Eastern-A	Duffs	51	58	.468	19.0	6th	NA
1919 New England-B		37	27	.578	1.0	2nd**	NA
1926 New England-B	Eskimos	38	56	.404	20.0	7th	NA
1927 New England-B	Eskimos	54	44	.551	11.5	2nd	NA
1928 New England-B	Mariners	39	64	.378	19.0	5th	NA
1929 New England-B	Mariners	61	64	.488	19.0	5th	NA
1930 New England-B	Hustlers	14	13	.519	5.5	3rd#	NA
1946 New England-B	Gulls	20	99	.168	59.5	8th	NA
1947 New England-B	Pilots	45	80	.360	41.5	7th	75,083
1948 New England-B	Pilots	78	47	.624	7.0	3rd	117,606
1949 New England-B	Pilots	66	57	.537	15.5	3rd	83,100
1994 Eastern	Sea Dogs	60	81	.426	22.0	4th	375,197
1995 Eastern	Sea Dogs	86	56	.606	—	1st	429,763
1996 Eastern	Sea Dogs	83	58	.589	—	1st	408,503
1997 Eastern	Sea Dogs	79	63	.556	—	1st	397,117
1998 Eastern	Sea Dogs	66	75	.468	16.5	3rd	398,800
1999 Eastern	Sea Dogs	65	77	.458	27.0	3rd	402,582
2000 Eastern	Sea Dogs	71	70	.504	11.5	4th	370,702
2001 Eastern	Sea Dogs	77	65	.542	10.0	3rd	383,022
2002 Eastern	Sea Dogs	63	77	.450	13.0	5th (T)	382,738
2003 Eastern	Sea Dogs	72	70	.507	7.0	3rd	405,021
2004 Eastern	Sea Dogs	69	73	.486	15.5	4th (T)	434,684
2005 Eastern	Sea Dogs	76	66	.535	—	2nd (T)	396,277
2006 Eastern	Sea Dogs***	72	67	.518	6.5	4th***	400,534
2007 Eastern	Sea Dogs	71	72	.497	12.5	2nd	421,368
2008 Eastern	Sea Dogs	74	66	.529	12.0	2nd	412,403

\* League disbanded on May 21st    \*\* League disbanded on August 2nd    # League disbanded on June 22nd

## **OTHER MAINE CITIES**

<b>City</b>	<b>Year(s)</b>
Augusta	1907
Bangor	1907, 1913, 1966*, 1997*, 2003*, 2004*
Biddeford	1907
Calais	1913
Lewiston	1908, 1914, 1915, 1919, 1926-1930
Old Orchard Beach	1984-1988
Pine Tree	1907
Waterville	1907* <i>Independent League</i>

## **MEDIA INFORMATION**

**CREDENTIAL APPLICATIONS** – All news media will be asked to submit a written request for Sea Dogs' press credentials on their official letterhead. Credentials may be picked up at the Hadlock Field "Will Call" window.

**SEASON CREDENTIALS** – Season credentials will be issued only to those legitimate news gathering organizations who plan to cover the Sea Dogs on a daily basis. No spouses, guests or children of members of the press will be issued credentials. Press passes are not transferable. Credentialed members of the media are prohibited from requesting or accumulating autographs or equipment on the playing field or in the dugout or clubhouse. Any violation of these guidelines could result in immediate revocation of the credential and future access. Only credentials issued by the Sea Dogs, the Eastern League, the BBWAA or the Boston Red Sox will be honored. All credentials must be visible at all times.

**DAILY CREDENTIALS** – Daily credentials will be issued to those legitimate news gathering organizations that do not qualify for season credentials. Any organization that anticipates the need for daily credentials must have a letter on file with the Sea Dogs. Requests may be sent via fax, but those requests must be made at least 48 hours in advance. Daily credentials are subject to the same restrictions as season credentials and any violation could result in immediate revocation of the credential and any future access.

**PHOTO CREDENTIALS** – Credentials will be issued to those photographers on assignment for legitimate news gathering organizations and those representatives of companies licensed by Major League Baseball. Priority in all areas will be granted to news organizations on nightly deadlines. All photographs taken are to be used for news gathering purposes or officially licensed products. Any other use of photographs taken will be considered a violation of existing trademark and copyright restrictions.

**CLUBHOUSE ACCESS** – Access to the Sea Dogs clubhouse both before and after games will be limited to those organizations that are filing stories on a nightly deadline. All media outlets will be asked to do any interviews on the field prior to each game. Clubhouse access will be granted to all media when special situations arise, as determined by the Sea Dogs. Pre-game access to the clubhouse will be determined by the Sea Dogs field staff. The clubhouse will be open to the media no later than 15 minutes after the conclusion of games. Policies regarding access between games of doubleheaders and during rain delays will be determined by the Sea Dogs field manager. Access to the visiting clubhouse is subject to the visiting club's guidelines.

**FIELD ACCESS** – All credentialed members of the media will be given access to the playing field prior to each game. No media will be allowed in fair territory or beyond first and third base. All non-uniformed personnel must clear the field at the conclusion of visitor's batting practice unless that individual has credentials expressly for in-game privileges (photo passes, pre-game ceremonies, etc.).

**LIVE TRANSMISSIONS** – Television and radio stations not holding broadcast rights for Sea Dogs' games will be allowed to transmit live reports prior to and after Sea Dogs games. All live television shots will be arranged by the Sea Dogs and the requesting media member. No live shots will be permitted from the clubhouses. No live transmissions inside the stadium by non-rights holders will be permitted while the rights holders are on the air or while the game is in progress. Radio stations will be permitted to provide "scene setters" and score updates between innings but these reports may not continue once an inning is underway. Any violation of these policies could result in revocation of credentials.

**ROVING CAMERAS** – Roving cameras are permitted at Hadlock Field for Sea Dogs games upon approval of the Sea Dogs. After permission is granted, cameras are permitted to roam public areas. While roving, all photographers must not block any aisles or the view of any fans. Failure to adhere to these guidelines could result in the revocation of roving privileges for both the individual and for the news organization that individual represents.



# **MEDIA INFORMATION**

**PRESS BOX** – Admission to the Hadlock Field Press Box will be limited to those individuals with appropriate credentials, working media only will be permitted. These include Sea Dogs season and single-game credentials, BBWAA cards, appropriately identified members of the Sea Dogs, the Eastern League and the Boston Red Sox. No guests are permitted in the Press Box. Seating in the Press Box is limited, priority is given to all media working with nightly deadlines. The Portland Press Herald and the Associated Press have reserved spots throughout the season.

**PRESS NOTES** - Press notes, releases, player statistics, league standings, and other statistics will be available to the media in the press box no later than 45 minutes prior to each scheduled start. Following the game, box scores are available to the media. Any other specific statistics from the game may be obtained by making a request to the Media Relations Department. Please contact the Sea Dogs Media Relations Office if you would like to have any of this material e-mailed to you on a daily basis. Press notes are also available online at [www.seadogs.com](http://www.seadogs.com).

**INTERVIEW REQUESTS** -All interview requests should be scheduled through the Sea Dogs Media Relations Department in advance. Interviews are available before and after Sea Dogs batting practice. Interviews during batting practice may only take place with the manager's permission and permitting that the interview does not interfere with the subject's pre-game routine (stretching, hitting, running, fielding, etc.). Pre and post game interviews are available whenever possible.

**PHOTO & INFORMATION REQUESTS** - Any legitimate news gathering agency may submit a request to the Sea Dogs Media Relations department for any photos or various statistics for both past and present players.

## **MEDIA HOTLINE: (207) 871-5380**

The Sea Dogs have set up a hotline to keep you updated on all of the latest game action. At the conclusion of each game both home and away this hotline will be updated with game results and highlights. Media outlets may use any portion of this recording for re-broadcast.

## **STANDARD GAME TIMES:**

April, May: Monday-Friday 6:00PM; Saturday-Sunday 1:00PM

June-September: Monday-Friday 7:00PM; Saturday 6:00PM; Sunday 1:00PM

## **BATTING & INFIELD PRACTICE SCHEDULE:**

<b>Game Time</b>	<b>12:00PM</b>	<b>1:00PM</b>	<b>6:00PM</b>	<b>7:00PM</b>
Home Infield	Until 9:30	Until 10:30	Until 3:30	Until 4:30
Home BP	9:30-10:15	10:30-11:15	3:30-4:15	4:30-5:15
Visitors BP	10:15-11:00	11:15-12:00	4:15-5:00	5:15-6:00
Visitors Infield	11:00-11:15	12:00-12:15	5:00-5:15	6:00-6:15
Grounds Crew	11:15-11:55	12:15-12:55	5:15-5:55	6:15-6:55

*Practice times are subject to change due to weather, pre-game activities, and the manager's discretion without notice.*

## **SEA DOGS MEDIA RELATIONS CONTACTS:**

Chris Cameron  
Assistant GM/Dir. of Media Relations  
[ccameron@seadogs.com](mailto:ccameron@seadogs.com)

Ryan Erickson  
Media Relations Assistant  
[rerickson@seadogs.com](mailto:rerickson@seadogs.com)

207-874-9300      207-780-0317-fax  
Todd Jamison  
Director of Video Operations  
[tjamison@seadogs.com](mailto:tjamison@seadogs.com)

Mike Antonellis  
Director of Broadcasting  
[mantonellis@seadogs.com](mailto:mantonellis@seadogs.com)

Aaron Goldsmith  
Broadcasting and Video Operations Assistant  
[agoldsmith@seadogs.com](mailto:agoldsmith@seadogs.com)

# ON THE AIR WAVES

## U.S. Cellular Sea Dogs Radio Network

**Broadcasts:** All 142 Games (71 Home & 71 Away) plus all playoff games.

**Radio Broadcaster:** Mike Antonellis (Fifth Season with the Sea Dogs and 13th in Minor League Baseball)

**Pre & Post Game Host:** Aaron Goldsmith

*Network Coverage begins 25 minutes prior to the first pitch on all affiliates.*

**WBAE 1490 - AM (Portland) \***

**WVAE 1400 - AM (York County)\***

**WEZR 1240 - AM (Lewiston/Auburn)**

**WKTQ 1450 - AM (South Paris/Norway)**

**WTME 780 - AM (Rumford)**

**WRMO 93.7 - FM (Milbridge)**

**WMYF 1380 - AM (Portsmouth, NH)**

*\* Flagship Station*



## Sea Dogs on the World Wide Web

Listen world wide to all 142 Games (71 Home & 71 Away) plus all playoff games on the internet with Mike Antonellis at:



## Sea Dogs Televised Games

For the seventh season, the New England Sports Network (NESN) will provide live coverage of select Portland Sea Dogs' home games in 2009.

### **Broadcast Dates:**

Monday, June 1 @ 6:00 PM vs. Binghamton Mets

Thursday, July 2 @ 7:00 PM vs. New Britain Rock Cats

Saturday, August 8 @ 12:05 PM vs. Bowie Baysox

**Broadcasters:** TBA



## Sea Dogs Newspaper Coverage

**Portland Press Herald/ Maine Sunday Telegram**

390 Congress Street


Portland, ME 04104

Phone: 207-791-6411

Fax: 207-791-6924

Beat Writer: Kevin Thomas

<http://pressherald.maineatoday.com>



## Other Local Media

**WCSH TV - 6 (NBC)**

1 Congress Square

Portland, ME 04101

Phone: 207-828-6666

Fax: 207-828-6630

Sports Reporters: Bruce Glasier & Lee Goldberg

[www.wcsh6.com](http://www.wcsh6.com)

**WGME TV - 13 (CBS)**

1335 Washington Ave

Portland, ME 04103

Phone: 207-797-1313

Fax: 207-878-3505

Sports Reporters: Dave Eid & Evans Boston

[www.wmtw.com](http://www.wmtw.com)

**WMTW TV - 8 (ABC)**

425 Congress Street

Portland, ME 04103

Phone: 207-775-1800

Fax: 207-782-2165

Sports Reporters: Travis Lee & Dave Guthro

[www.wgme.com](http://www.wgme.com)

## **HOW DID YOU GET THAT?**

**Qualifying Marks:** To qualify for a minor league batting title, a player must have a minimum of 383 plate appearances. To qualify for earned run average championship, a pitcher must have at least 114 innings pitched.

**Determining Batting Average:** Divide the number of hits by the number of at-bats (at-bats do not include walks, sacrifices, hit by pitches, or times awarded first base on interference or obstruction).

**Determining Earned Run Average:** Divide the number of earned runs by the number of innings pitched and multiply by nine.

**Determining a Save:** A pitcher is credited with a save when he meets the following conditions:

1. He is the last pitcher in a game won by his club.
2. He is not the winning pitcher.
3. He meets one of the following:
  - A. He enters the game with a lead of no more than three runs and pitches at least one inning, or
  - B. He enters the game with the potential tying run either on base, at-bat, on-deck, or
  - C. He pitches effectively for at least three innings in relief.

**Determining Slugging Percentage:** Divide the total bases of all hits by the total times at-bat.

**Determining Fielding Percentage:** Divide the total number of putouts and assists by the total number of putouts, assists, and errors.

**Determining On-Base Percentage:** Divide the number of times reached base by the number of plate appearances (which include at-bats, walks, hit by pitch, and times interfered by catcher).

**Determining Magic Number:** Take the total number of games yet to be played, add one, then subtract the number of games ahead in the loss column of the standing from the closest opponent.

**Major League Rookie Status:** Not more than 130 at-bats or 50 innings pitched in the Major Leagues during a previous season or seasons, nor more than 45 days on a Major League roster during the 25-player limit.

**Consecutive Game Playing Streak:** A player streak shall be extended if the player plays during a half inning on defense, or if he completes a time at-bat by reaching base or being put out. A pinch-running appearance shall not extend a streak. If a player is ejected from a game before he can comply with the requirements of this rule, his streak shall continue.

# **HADLOCK FIELD GROUND RULES**

## **A-HOME RUNS**

1-From the left field foul line to the vertical yellow line left of the message center, the ball must clear the fence to be a home run. A ball hit to the right of the vertical yellow line that is located to the left of the message center and above the billboards is a home run. If a ball strikes any signage and/or any netting above the left field fence, it is considered above the fence and therefore a home run. Any ball hitting the left field wall in fair territory and bouncing out of play is a ground rule double.

2-From the yellow line to the left of the message center to the U.S. Cellular Pavilion is a home run if it clears the bottom fence.

3-From the start of the U.S. Cellular Pavilion to the right field foul pole, a ball must clear all levels of signage to be a home run.

## **B-SCOREBOARD**

1-A ball that hits the net in front of the scoreboard is in play.

2-If a ball becomes lodged between the net and the scoreboard, it is a ground rule double.

## **C-DUGOUTS**

1-There is a white line around the area where the batboys and photographers sit. If the ball crosses those lines it is a dead ball.

2-If the ball bounces off the lip of the dugout back onto the field then the ball is alive. If it goes into the dugout it is a dead ball.

3-If the ball hits the straight vertical portion of the padding on the dugout it is in play, provided it remains on the field and doesn't cross the white lines (mentioned above in C-1).

4-If the ball hits the inclined portion of the padding it is a dead ball.

## **D-TARP**

1-Draw an imaginary line from the far end of the tarp to the fencing that juts out (section P1). If the ball goes over this line it is a dead ball.

2-A player may not elevate himself onto the tarp to catch a ball but he may lean over it.

## **E-BACKSTOP**

1-Once the ball touches the netting on a foul pop, it is a dead ball.

# Find It Online!



- Search For What You Need:

- by Business Name
- by Keyword
- by Category

- Local & National People Searches

- Phone Number Search

- City Guides



**Find What You Need, When You Need It!**

Powered by:  The Talking Phone Book.



# Puzzled by direct mail?

We'll put the pieces together for you.

- Mailing Lists and Data Processing
- Mailpiece Design and One to One Marketing
- Digital and Offset Printing
- Lettershop Services



MAILINGS UNLIMITED

[www.growwithmail.com](http://www.growwithmail.com)

03-1431

800.773.7417