

2013 MEDIA GUIDE



TRIPLE-A AFFILIATE OF
THE TAMPA BAY RAYS

CONNECT WITH THE BULLS



**EXCLUSIVE OFFERS - BEHIND THE SCENES ACCESS
IN DEPTH COVERAGE OF THE TRIANGLE'S TEAM**



[Twitter.com/DurhamBulls](https://twitter.com/DurhamBulls)



[Facebook.com/DurhamBulls](https://facebook.com/DurhamBulls)



[Pinterest.com/DurhamBulls](https://pinterest.com/DurhamBulls)



[Instagram.com/DurhamBulls](https://instagram.com/DurhamBulls)



SIGN UP FOR BULL-ET POINTS

The Official E-Newsletter of the Durham Bulls





DURHAM BULLS ORGANIZATION

Front Office.....	2
Executive Management	4
USA Baseball	6
American Tobacco.....	8
City of Durham.....	10

2013 FIELD STAFF

Manager.....	13
Coaches & Staff.....	14
Bill Evers.....	16

2013 DURHAM BULLS

Roster.....	18
-------------	----

FRANCHISE HISTORY

2012 Season in Review.....	60
Triple-A Records.....	70
Franchise Records	73
All-Time Roster	76
Year-by-Year Results	85
All-Time Greats	86
Famous Bulls in the Bigs	87
Chronology.....	88
Post-Season History.....	90
DBAP Info	93
Note-A-Bulls, First/Last Time	94

TAMPA BAY RAYS ORGANIZATION

Tampa Bay Rays.....	96
Affiliates	98

INTERNATIONAL LEAGUE

International League.....	112
International League Teams	114

MEDIA RELATIONS

Media Information.....	140
Broadcast Information.....	141
Bulls on the Road.....	142

The Durham Bulls Media Guide is an annual publication of the Media Relations Department. The Bulls would like to thank the Tampa Bay Rays Communications Department for providing the 2013 player head shots and biographical information, alongside Major League Baseball Advanced Media for providing statistical information. Also a special thanks to Baseball America, Capital Broadcasting Company, International League, USA Baseball and The Durham Visitors Convention.

Photos courtesy of Brian Fleming and Printing by Theo Davis and Sons.

The 2013 Durham Bulls Media Guide was compiled by the Media Relations Coordinator Tony Piraro, Director of Marketing Scott Carter with layout by Director of Promotions Krista Boyd.

DURHAM BULLS BASEBALL CLUB
409 Blackwell Street, P.O. Box 507
Durham, NC 27701

Telephone: (919) 687-6500 Fax Number: (919) 687-6560
 Press Box: (919) 687-0681 Box Office: (919) 956-2855
 E-Mail: info@durhambulls.com Website: www.durhambulls.com

ADMINISTRATION

President/Chief Executive Officer Jim Goodmon
 Vice President George Habel
 General Manager Mike Birling

MEDIA RELATIONS, MARKETING & PROMOTIONS

Director of Marketing Scott Carter
 Director of Promotions Krista Boyd
 Mascot & Community Coordinator Nicholas Tennant
 Media Relations Coordinator Tony Piraro
 Radio Announcers Patrick Kinas, Ken Tanner, John Manuel, Scott Pose
 Team Ambassador Bill Law
 PA Announcer Tony Riggsbee

SPONSORSHIP SALES

Director of Corporate Partnerships Chip Allen
 Account Executive - Sponsorship Nick Bavin, Elizabeth Pritchett, Patrick Kinas
 Sponsorship Services Coordinator Morgan Gower

TICKET SALES

Ticket Sales Manager Peter Wallace
 Premium Ticket Sales Manager Eli Starkey
 Premium Sales Representatives Tim Campbell, Steve Morgan, Jonathan Greenstein
 Account Executive - Ticket Sales Lauren Powell, Tyler Churchill, Dennis Fryer
 Group Sales Manager Brian Simorka
 Group Sales Consultants Wes Rowe, Josh Trezvan, Jon Choquette, Ashley Vaughn
 Special Events Coordinator Mary Beth Warford
 Director of Ticket Operations Tim Seaton
 Stadium Assistant Jerry Mach

ACCOUNTING

Business Manager Rhonda Carlile
 Accounting Supervisor Theresa Stocking
 Receptionist/Accounting NaTasha Jessup

STADIUM OPERATIONS

Director of Stadium Operations Josh Nance
 Head Groundskeeper Scott Strickland
 DAP Head Groundskeeper Alpha Jones
 Home Clubhouse Manager Colin Saunders
 Visiting/Umpires Clubhouse Manager Aaron Kuehner

MERCHANDISING

Director of Merchandise Bryan Wilson

CONCESSIONS


General Manager, Centerplate Tammy Scott
 Asst. General Manager, Centerplate Ralph Orona



Durham Bulls



Famous for
FUN



JIM GOODMAN

President/Chief Executive Officer
Capitol Broadcasting Company

Jim Goodman is President of Capitol Broadcasting Company, Inc., the parent company of the Durham Bulls. A Triangle institution, CBC owns five television stations, ten radio stations, one minor league baseball team, a satellite data provider and several real estate ventures.

Since purchasing the Bulls in 1991, Goodman has overseen the team's relocation to the Durham Bulls Athletic Park in 1995, the ballclub's jump to Triple-A in 1998 and Durham's first professional baseball championships in 33 years when the Bulls won back-to-back Governors' Cup Titles in 2002 and 2003. The Bulls also won a Triple-A National Championship in 2009.

Today more than 50 Durham Bulls and USA Baseball games are broadcast digitally. Goodman is also a key figure in the redevelopment of the American Tobacco District, including the construction of the Diamond View Buildings located in the outfield of the Durham Bulls Athletic Park, the historic restoration of the American Tobacco Complex, located across from the ballpark on Blackwell Street.

A well-respected member of the business and social community in the Triangle, Goodman has received numerous awards and recognitions in his career, including the Raleigh News and Observer's *2003 Tar Heel of the Year* due to his involvement and influence in two arenas: The redevelopment of Durham's American Tobacco complex and the national debate about how many television and radio stations a single media company should be allowed to own.

In addition to his duties at Capitol Broadcasting Company, Goodman serves on the board of directors of such companies as A.J. Fletcher Foundation, The Fletcher Academy, RBC Bank and Duke University Health System.

Goodman lives in Raleigh with his wife, Barbara. They have three children; Elizabeth, James (Jimmy) and Michael, alongside three grandchildren; Michael, Claire and Michael, Jr.



GEORGE HABEL

Vice President/Sports Group
Capitol Broadcasting Company

George Habel is responsible for Capitol Broadcasting's sports marketing enterprises - the Durham Bulls and Capitol's three sports radio stations. The company's Sports Group has significant experience with sponsorship development/activation, broadcast/on-line media and stadium/event management. Habel is based out of Durham Bulls Athletic Park.

A Richmond, Virginia native, Habel has been in sports marketing with CBC since 1983. His career began 10 years earlier as a radio announcer and award-winning news reporter. He is a graduate of Virginia Commonwealth University and for three decades Habel has worked with numerous teams in Capitol's sports portfolio, including Atlantic Coast Conference universities, the NFL and the Carolina Hurricanes, as well as NASCAR.

Habel was Durham's chair of the Triangle United Way 2011 Campaign and currently serves on the United Way Durham cabinet. He is a board member at N.C. Amateur Sports, the Carolina Hurricanes' Kids 'N Community Foundation and the Greater Durham Chamber of Commerce. Habel volunteers with Durham Meals-on-Wheels and the Duke-Durham Neighborhood Partnership and he is a member of Church of the Good Shepherd.

Habel lives in Raleigh with his wife, Cindy. They have three adult children; Melissa, Lauren and Matt.



MIKE BIRLING

General Manager

Mike Birling is in his 12th season as General Manager of the Bulls and 16th year with Capitol Broadcasting Company. He served three seasons as Assistant General Manager of the Bulls beginning in 1998. In the last year and a half under Birling's management, Durham has hosted the 2012 Triple-A National Championship and was selected this season to host the 2014 International League All-Star Game. Before joining the Bulls, Birling worked for the Wisconsin Timber Rattlers (Single-A) of the Midwest League from 1994-1998, the last three seasons as General Manager. He was named Midwest League Executive of the Year in 1998 and International League Executive of the Year in 2003. Birling began his career in sports in 1993 as an Account Executive for the LaCrosse Catbirds of the Continental Basketball Association. He is married to Amy and has two children, Ty (13) and Alec (11).



SCOTT CARTER

Director of Marketing

Scott Carter enters his second season with the Durham Bulls, bringing with him nearly a decade of sports marketing, promotional and game entertainment experience. Prior to his time in Durham, Scott spent five seasons with the Fresno Grizzlies, Triple-A affiliate of the San Francisco Giants, most recently as their Vice President of Marketing. A Los Angeles-area native, Carter started his career with stops at the Anaheim Ducks of the National Hockey League and Rancho Cucamonga Quakes of the California League. The University of California, Santa Barbara alum currently resides in Raleigh with his wife Kianey.



KRISTA BOYD

Director of Promotions

Krista Boyd enters her second season with the Bulls. Previously the Texas native spent four seasons with the Fresno Grizzlies, Triple-A affiliate of the San Francisco Giants, most recently as their Director of Entertainment & Publications. Boyd began her baseball career in the marketing department at Roger Dean Stadium where she worked Spring Training for the St. Louis Cardinals and Miami Marlins, along with their Single-A affiliates in the Florida State League.



PATRICK KINAS

Radio Announcer

Patrick Kinas moved to Raleigh in 1999 from Chicago to become the voice of the Double-A Carolina Mudcats, and was twice named Southern League Broadcaster of the Year, including in 2011. Kinas is currently in his 12th season for the North Carolina State Wolfpack women's basketball team. Kinas is also Gary Hahn's primary backup on the state-wide Wolfpack Sports Network for men's basketball. A native of Pontiac, Illinois and the youngest of four, Kinas earned his undergraduate degree from Millikin University, and master's from Northwestern University in Evanston, IL. 2013 will mark Patrick's second season with the Durham Bulls.



403 Blackwell St., Durham, NC 27701
 (919) 474-8721 info@usabaseball.com
 www.usabaseball.com

USA Baseball and the Durham Bulls marked the 10-year anniversary of their partnership in the Triangle when the USA Baseball Collegiate and 18U National Teams squared off in the second annual Prospect Classic last June 29-30 and July 3, at Durham Bulls Athletic Park. The 3-game series showcased the best 18U talent in the country, led by collegiate stars Trea Turner (North Carolina State) and Bobby Wahl (Mississippi). The final two games of the Prospect Classic, the teams were split up between collegiate and 18U players, but the pitchers still threw against their respective teams. Turner concluded the series with a 2-for-3 finale, including a walk, two runs scored and a triple.

The Prospect Classic brings together more top, non-draft eligible talent than any other event in the country and will give fans a glimpse of the top prospects for the 2013 MLB First-Year Player Draft. In 2011 at the DBAP, the Collegiate National Team won two exciting games against Japan. Past World teams that visited Durham to face the U.S. include: Canada, Chinese Taipei, Guatemala, Italy, Japan, Mexico, Netherlands, Nicaragua and Russia.

Players who recently competed at DBAP while playing for the USA Baseball Collegiate National Team include 2008 Olympians: Stephen Strasburg, Brett Anderson, Trevor Cahill, Matt LaPorta, Dexter Fowler and Jake Arrieta; Top overall selections in the '06, '07, '09, and '11 MLB First-Year Player Drafts include: Luke Hochevar, David Price, Strasburg, and Gerrit Cole; 2006 and 2008 Baseball America Minor League Players of the Year Alex Gordon and Matt Wieters; Washington Nationals third baseman Ryan Zimmerman; Colorado Rockies shortstop Troy Tulowitzki; Boston Red Sox second baseman Dustin Pedroia; Los Angeles Angels of Anaheim pitcher Jered Weaver; Detroit Tigers pitcher and 2011 American League Cy Young award winner Justin Verlander; and top young Major Leaguer's, such as; Pedro Alvarez, Trevor Bauer, Danny Espinosa, Mike Leake, Brian Matusz, Drew Pomeranz, Justin Smoak, and Brett Wallace.

Other notable USA Baseball alums with North Carolina ties include Chris Archer (Clayton HS), Scott Bankhead (UNC), Daniel Bard (UNC), Andrew Brackman (N.C. State), Jason Childers (Durham Bulls), Carl Crawford (Durham Bulls), Jeremy Cummings (Durham Bulls), Joey Devine (N.C. State), Tim Federowicz (Apex High School, UNC), Tyrell Godwin (UNC), Evan Longoria (Durham Bulls), Landon Powell (Apex HS), Brian Roberts (UNC), Justin Ruggiano (Durham Bulls), Marcus Stroman (Duke), B.J. Surhoff (UNC) and Jon Weber (Durham Bulls). Additional USA Baseball alumni include Major League Baseball

Executive Director/CEO	Paul Seiler
Chief Operating Officer	David Perkins
General Manager, National Teams	Eric Campbell
Chief Financial Officer.....	Ray Darwin
Director, Women's National Team & Operations	Ashley Bratcher
Director, Digital & Social Media.....	Kevin Jones
Director, Travel Services.....	Jocelyn Fern
Director, 14U National Team	Nate Logan
Director, Development	Rick Riccobono
Director, Community Services	Lindsay Robertson
Director, 18U National Team & Alumni Relations	Brant Ust
Director, 15U National Team	Brooks Webb

All-Stars such as: Todd Helton, Matt Holliday, Ryan Howard, Derek Jeter, Joe Mauer, Roy Oswalt, Joe Nathan, Jake Peavy, Ben Sheets, Jimmy Rollins and Chase Utley. Among the up-and-coming stars to don the red, white and blue are Bryce Harper, Eric Hosmer, Brett Jackson, Manny Machado, Mike Montgomery, Mike Moustakas, Jameson Taillon and Mike Trout.

Headquartered at the Durham Bulls Athletic Park, USA Baseball is the National Governing Body for amateur baseball and represents the sport in America as a member of the United States Olympic Committee (USOC) and the International Baseball Federation (IBAF). USA Baseball is the sole organization responsible for selecting, training and supporting the USA Baseball Professional Teams (World Baseball Classic Team, World Cup Team, Pan American Team); the USA Baseball Collegiate, 18U, 15U and Women's National Teams; and the 14U and 17U National Team Development Programs. Additionally, since 1978 USA Baseball has honored the top amateur baseball player in the country with the Golden Spikes Award. The award is presented each year to the player who exhibits exceptional athletic ability and exemplary sportsmanship.

The organization's fingerprint in the Triangle also extends to Cary, where the USA Baseball National Training Complex (NTC) is located. One of the country's premiere baseball facilities, the NTC has held past and present USA Baseball events like the Road to Beijing pre-Olympic series and the Tournament of Stars presented by Major League Baseball (18U). In 2008, it was the home stadium for the UNC-Chapel Hill Tar Heels baseball team, which finished the regular season with the No. 1 national ranking.

For ticket information on USA Baseball's games in Durham this summer, please visit the Durham Bulls website or call **919-956-BULL (2855)**.

USA BASEBALL ALUMNI WHO PLAYED AT THE DBAP

Pedro Alvarez
 Brett Anderson
 Jake Arrieta
 Daniel Bard
 Trevor Bauer
 Julio Borbon
 Andrew Brackman
 Bryce Brentz
 Trevor Cahill
 Gerrit Cole
 Christian Colon
 Joey Devine
 Brian Duensing
 Danny Espinosa
 Tim Federowicz
 Dexter Fowler
 Alex Gordon
 Sonny Gray
 Luke Hochevar
 Ian Kennedy
 Matt LaPorta
 Mike Leake
 Jed Lowrie

Brian Matusz
 Tommy Mendonca
 Mike Minor
 Jayson Nix
 Andrew Oliver
 Dustin Pedroia
 Mike Pelfrey
 Drew Pomeranz
 David Price
 Max Scherzer
 Justin Smoak
 George Springer
 Stephen Strasburg
 Huston Street
 Drew Stubbs
 Taylor Teagarden
 Troy Tulowitzki
 Justin Verlander
 Brett Wallace
 Jered Weaver
 Matt Wieters
 Ryan Zimmerman



AMERICAN TOBACCO

From Broadway to baseball, from culture to the comforts of home, from amazing places to work to tantalizing places to eat -- American Tobacco is fast becoming the region's premiere destination.

American Tobacco's many offerings come to life amid historic brick factory buildings located in Downtown Durham, just off the city's main expressway with easy access to RDU International Airport. The unique architectural details of this 19th century industrial complex include our iconic water tower, the smokestack and eye-catching structural elements such as overhead conveyors and walkways. A first-class amphitheater-style courtyard bordered by the "Ol' Bull River" hosts many popular events such as Back Porch Music on the Lawn, Fox 50 Family Fest, Great American Tobacco Duck Race and more. The campus also hosts the Triangle Christmas Tree Challenge each year on the Diamond View lawn. Amenities abound, including: a YMCA fitness center, wireless internet, even the American Tobacco Trail for bikes and joggers.

Perhaps most striking of all are our famous and busy neighbors the Durham Bulls Athletic Park and the Durham Performing Arts Center. Fans of both pour in before and after events to enjoy our restaurants. Each offers a distinct dining experience:

- Mellow Mushroom (Pizza)
- Tyler's Restaurant & Taproom (American)
- Saladelia (upscale Grab-n-Go)
- Cuban Revolution Restaurant & Bar (Caribbean)
- Tobacco Road Sports Cafe (American, plus the best ballpark view anywhere)
- L'Uva Enoteca (Italian)

With the excitement of a National Championship baseball team, world-class concerts and shows, and plenty of dining options, American Tobacco is always a destination for fun-seekers.

But American Tobacco is also a premiere destination for business. Our Class-A office space -- all one million square feet -- is home to prestigious tenants such as Burt's Bees, Bronto Software, Wireless Generation, Appia, Digitalsmiths, Duke University, Smith Breeden, the Triangle Community Foundation, The Art Institute of Raleigh-Durham, advertising agency McKinney, WUNC-FM, venture capital firms and many others.

In 2010, we launched the American Underground, an additional 26,000 square feet of space designed to help start-up entrepreneurs create the next world-changing innovations. The Underground is home to three incubator programs: Joystick Labs, Groundwork Labs and Triangle Startup Factory (the most highly funded program in the southeast).

All of our tenants are here for the sense of community and feeling of vitality American Tobacco provides. Tenant employees regularly tell us, "It sounds corny, but I'm excited about coming to work here every day."

For events that transcend the day-to-day, American Tobacco offers the area's most elegant event space -- Bay 7. Able to host 400 people, Bay 7 is one-of-a-kind, featuring exposed brick walls, hardwood floors, steel girders, a balcony and an indoor waterfall. From meetings to weddings, the urban chic of Bay 7 makes any occasion unforgettable.

Superior location, unique architecture, convenient amenities, restaurants and thriving tenants make American Tobacco one of the country's most exciting mixed-use destinations. To find out more, please visit www.americantobaccocampus.com or call Valerie Ward, Events and Public Relations Manager at (919) 433-1570.

Amphitheater Events

- On The Lawn Concerts & Movies – April through September
- Fox 50 Family Festival & The Great American Tobacco Duck Race – Sunday, October 5
- Water Tower Lighting – Friday, December 6

Diamond View Park Events

- Tour de Fat – Saturday, June 15
- Triangle Tree Challenge – December 6 – January 4



CITY OF DURHAM

Though sports fans far and wide know Durham through coverage of its home teams: USA Baseball, the Durham Bulls, Duke Blue Devils, and North Carolina Central University Eagles, more than 6.8 million people visit Durham each year to see these teams and many other features of Durham first-hand.

While there is plenty for sports enthusiasts to see and do - whether in the stands of Durham Bulls Athletic Park, the seats at Duke's Cameron Indoor Stadium or on the links at one of 11 Durham golf courses--there are many more great things about Durham, making it a must-see destination for any traveler.

UNIQUE SHOPPING EXPERIENCES


Brightleaf District - Shops, nationally acclaimed restaurants, and thriving nightclubs in the west end of Downtown Durham.

Ninth Street Shopping District - Eclectic shopping district near Duke University's East Campus that grew up around historic Erwin Mill more than 75 years ago.



CELEBRATED CUISINE

Durham's distinctive dining is arguably the most sophisticated in the state, thanks to a growing colony of chefs at thriving Durham restaurants, which continue to garner recognition in regional and national press.



BREATHTAKING BEAUTY

Duke University Chapel - A Neo-Gothic centerpiece of Duke University's West Campus. The Chapel features a 5,200-pipe Flentrop organ, 210-foot tower housing a 50-bell carillon, and intricate stained-glass windows.

The Sarah P. Duke Gardens - Join the more than 300,000 people each year who visit these 55 acres of landscaped and woodland gardens, featuring over 2,000 plant varieties.

SCIENCE AND NATURE EXPLORATION

Museum of Life and Science - One of the top family-friendly museums in the Southeast, this 70-acre interactive science/technology center offers learning opportunities and fun for

CITY OF DURHAM

people of all ages. Features Explore the Wild, Catch the Wind and Magic Wings Butterfly House.

West Point on the Eno - Park complex located along the Eno River, featuring 18th-century working grist mill, 19th-century historic home, photography museum, amphitheater, and hiking trails.

THE VISUAL ARTS

Nasher Museum of Art at Duke University - This 65,767 square-foot museum bears the name of alumnus Raymond D. Nasher and features galleries for Duke's permanent collections, special exhibitions, sculpture gardens, an atrium, a café and gift shop.

North Carolina Central University Art Museum - Noteworthy collections and temporary exhibitions of 19th- and 20th-century African-American art. Local artists and students also showcase their work.

Hayti Heritage Center - Features African-American works and artifacts, visual art display galleries, dance studio and adjacent St. Joseph's Performance Hall.



PERFORMING ARTS

Durham Performing Arts Center - One of the most attended performing arts venues in the country, this state-of-the-art 2,800 seat beauty brings the biggest shows on tour, superstar concerts and family performances to Downtown Durham.

Carolina Theatre - A classic 1926 Beaux Arts-style theatre which includes the magnificent Fletcher Hall for live performances and two adjacent cinemas. The theatre also hosts several annual film festivals including the renowned Full Frame Documentary Film Festival.

HISTORICAL SITES

Duke Homestead State Historic Site and Tobacco Museum - National Historic Landmark features the Duke family's mid-1800's home, tobacco barns, and original factory.

Bennett Place State Historic Site - Site where the Civil War effectively ended in 1865, when Confederate General Johnston surrendered to Union General Sherman, 17 days after Lee's surrender at Appomattox.

Stagville State Historic Site - 18th-century house, antebellum slave quarters, and barn on 71-acre historic site, now dedicated to historic preservation and African-American cultural studies.

**For more on Durham and the Research Triangle Park,
visit www.durham-nc.com
or call 800-446-8604.**



Field Staff

Charlie Montoyo
Durham Bulls Manager (2007-2013)





CHARLIE MONTOYO, Bulls Manager

This year will mark Charlie Montoyo's 27th season in professional baseball and his 17th as a minor league Manager, all as a member of the Tampa Bay Rays organization. Heading into the 2013 campaign, the skipper has a 471-389 (.548) overall record with the Bulls and a 1,097-1,023 (.517) career managerial record as he enters his seventh season as the Triple-A Manager of Durham. 2012 was the first time a Montoyo-led Bulls team failed to make the International League playoffs (66-78), snapping a streak of five straight division titles, alongside five consecutive postseason appearances and a 2009 IL Governor's Cup and Triple-A National Championship. This season, Durham's leader will be seeking his 500th career victory with the Bulls. 2011 was highlighted by Montoyo's 400th Bulls win, occurring on August 27, in a rousing 3-2 victory over division and interstate rival, the Charlotte Knights. Montoyo recorded another milestone in '11 grabbing his 1,000th career win on July 9 in an extra-inning nailbiter over the Norfolk Tides. For the second time in his career, Montoyo was honored to assist the World Team at the Major League Baseball Futures Game during the 2011 MLB All-Star break at Chase Field. In 2010, Montoyo became the first manager in Durham Bulls history to capture the IL Manager of the Year award after leading the Bulls to a regular-season record-breaking 88 wins and their fourth straight IL South Division Title. Montoyo then served under Jose Oquendo as a coach for the Puerto Rican national team in the World Baseball Classic, including the MLB Futures Game at the 2009 MLB All-Star break. During the '09 campaign, Charlie led the Bulls to their first National Championship and third Governors' Cup in team history. Following that season, Montoyo was named the *Baseball America* Minor League Manager of the Year, as well as being the recipient of the Mike Coolbaugh Award, given by Minor League Baseball to an individual for their outstanding mentoring of young players on the field. Montoyo currently ranks second all-time in victories (471) and winning percentage (.548) for a Durham Manager. Prior to becoming the Bulls Manager, Montoyo spent four years at the Double-A level with Orlando ('03) and Montgomery ('04-'06). The Biscuits' most successful season under Montoyo's guidance came in 2006, as Montgomery steamrolled to a 77-62 record and the Southern League Championship. The Puerto Rican native joined the Rays organization on Oct. 31, 1996 and began his managerial career in 1997 with the Rookie-level Princeton Rays of the Appalachian League, leading the club to a 39-30 record, their best as a Rays affiliate. The following season he joined Hudson Valley of the New York-Penn League, leading the Renegades to a 50-26 record and a division title. Charlie led his Class-A Charleston team to their first winning season (73-66) in 2000, his second year with the club. Prior to his stint with the River Dogs, Montoyo managed Single-A Bakersfield of the California League ('01-'02).

Playing Career: The Bulls Manager enjoyed a 10-year playing career as an infielder within the Brewers, Expos and Phillies organizations. His lone Major League experience came in Sept. 1993 when he spent 27 days with the Montreal Expos. Most notably, Montoyo had a game-winning RBI double in his first MLB at-bat on Sept. 7th vs. Colorado. He was originally drafted by the Milwaukee Brewers in the sixth round of the 1987 MLB Amateur Draft.

Personal: Montoyo was born on Oct. 17, 1964 in Manati, PR and currently resides in Tucson, Arizona. Montoyo attended San Jose De Anza Junior College in San Jose, CA and Louisiana Tech University in Ruston, LA. He and his wife, Samantha, have two children, Tyson (9) and Alexander (5).

MANAGING RECORD

YEAR	CLUB	LEAGUE	CLASS	RECORD	PCT
1997	Princeton	Appalachian	R	39-30	0.565
1998	Hudson Valley	New York-Penn	SS-A	#50-26	0.658
1999	Charleston	South Atlantic	A	66-77	0.458
2000	Charleston	South Atlantic	A	73-66	0.525
2001	Bakersfield	California	A	#64-76	0.457
2002	Bakersfield	California	A	69-72	0.489
2003	Orlando	Southern	AA	#65-72	0.474
2004	Montgomery	Southern	AA	57-83	0.407
2005	Montgomery	Southern	AA	67-70	0.489
2006	Montgomery	Southern	AA	*#77-62	0.554
2007	Durham	International	AAA	#80-63	0.559
2008	Durham	International	AAA	#74-70	0.514
2009	Durham	International	AAA	*#+83-61	0.576
2010	Durham	International	AAA	#88-55	0.615
2011	Durham	International	AAA	#80-62	0.563
2012	Durham	International	AAA	66-78	0.458
Totals				1,097-1,023	0.517

Won Division * Won League Title + Won National Championship



DAVE MYERS

HITTING COACH

Dave, 53, returns to the Bulls for his fifth season after coaching the two years with Triple-A Buffalo (Indians). Prior to his time with the Bisons, Myers spent 26 years in the Seattle Mariners system. There, he served 19 years as a coach or manager, including four years ('01-'04) as the third base and infield coach at the Major League level. Myers began his coaching career as a player/coach for Double-A Vermont (Mariners) in 1988 and by the 1990 campaign he was named Arizona League co-Manager of the Year.

Playing Career: Formerly a 13th-round selection by Seattle in the 1981 MLB Amateur Draft, he batted .272 over eight minor league seasons ('81-'88) within the Mariners organization. Myers won the Southern League batting title (.328) in 1987. He was originally drafted out of Temple University, where he graduated with a degree in Physical Education.

Personal: Resides in Gig Harbor, Wash., with his wife, Christine, son, DJ, and daughter, Chelsea.



NEIL ALLEN

PITCHING COACH

Neil, 55, returns for his third season in Durham after pitstops in Charlotte ('10) and Montgomery ('07-'09). Prior to his time with the Biscuits in Alabama, Allen spent the previous seven seasons in the New York Yankees organization, including 2005 when he served as the Major League club's bullpen coach. Allen coached at Single-A Staten Island from 2000-'02 and joined Triple-A Columbus for the '03-'04 and 2006 seasons respectively. Previously, he coached in the Toronto Blue Jays system from '96-'99, touring through Single-A St. Catharines ('96, '98-'99) and Rookie-level Medicine Hat (1997). Allen made his coaching debut for Mobile of the Independent Texas-Louisiana League in 1995.

Playing Career: Allen was an 11th-round selection of the New York Mets in 1976 MLB Amateur Draft. He pitched 11 years in Major League Baseball for the Mets (1979-'83), St. Louis Cardinals (1983-'85), New York Yankees (1985, '87-'88), Chicago White Sox (1986-'87) and Cleveland Indians (1989). While at Bishop Ward (Kan.) High School, Allen was a three-sport athlete, showcasing immense baseball, basketball and football talent.

Personal: Resides in Sarasota, Florida with his son, Bobby (13).



MIKE SANDOVAL

ATHLETIC TRAINER

Mike begins his second season with the Rays and 26th overall in professional baseball. Prior to his rookie campaign with the Bulls in 2012, Sandoval spend his entire career in the Pittsburgh Pirates organization. From 2001-'11, he was the Pirates assistant athletic trainer and Major League Rehabilitation Coordinator. In 2002, Sandoval was named to the Major League Athletic Trainers Staff of the Year. He was honored to be named the athletic trainer for Team Mexico during the World Baseball Classic in 2006. From 1987-'00, Sandoval made stops at five different levels in the Pirates system as an athletic trainer for eight different teams. He has also spent his winter off-season as a trainer in the Dominican Republic (1991), Venezuela (1990) and with Kauai of the Hawaiian Winter League (2003-'04).

Personal: Graduated from New Mexico State University in 1988 with a degree in Physical Education and Sports Medicine. He and his wife, Dodie, have a son, Michael Jr.




DAN ROUSSEAU

STRENGTH & CONDITIONING

Dan returns to the Bulls staff again after spending last season with the Princeton Rays. He held the same role as the Bulls Strength & Conditioning Coach during the 2007-2008 season.

Prior to the 2012 season, he took time away from baseball to work on obtaining his Doctorate degree in Physical Therapy from Franklin Pierce University in Peterborough, NH. Prior to his leave in 2009 he had the same role with the P-Rays as their Strength and Conditioning Coach.

Personal: Received his bachelor's degree in Biology with a concentration in Exercise Science from Fitchburg State College in Fitchburg, MA. His hobbies are enjoying the outdoors through activities like running, hiking, and cycling while also noting a good workout at the gym on his list of "favorites."



BILL EVERS, HALL OF FAME MANAGER

Rays Minor League Field Coordinator

Bill Evers, 59, enters his third season as Minor League Field Coordinator after previously serving as a professional scout in 2008-'09 and Joe Maddon's bench coach in 2006-'07. Originally drafted by the Chicago Cubs out of Eckerd College in 1976, he caught and played first base in the Cubs system from 1976-'79. During his playing career in the late 70's, he batted over .250 for four seasons and hit a total of 11 home runs. Evers would later return to the game as a manager, beginning a two-year stint in the Midwest League in 1987. After three seasons in the Texas League, Evers made his Triple-A Managing debut in 1992 with Phoenix of the Pacific Coast League. In 1995, he piloted his first International League club, guiding Columbus to a 71-68 record. Evers then joined the expansion Tampa Bay Devil Rays as one of the team's original field personnel members. On June 19, 1996 he managed the Gulf Coast League Rays in the first-ever minor league game in Rays history. Evers became the first-ever manager of the Triple-A Durham Bulls in 1998. During the franchise's first eight seasons at the Triple-A level, Evers guided the Bulls to seven winning seasons, six playoff appearances, five division titles and two Governors' Cup Championships. Evers became the first skipper in IL history to sweep consecutive Governors' Cup finals when Durham took three straight from Buffalo in 2002 and Pawtucket in 2003. The second championship club won all six of their postseason games, becoming just the fifth team in the Governors' Cup era to sweep through the playoffs. Overall, Evers posted a playoff record of 25-13. Following the 2005 season, Evers left the Bulls as the franchise leader in managerial victories, possessing the second-most career victories amongst active minor league managers.

Bill and his wife, Patricia reside in New Port Richey, Florida with their two children; daughter, Kelly and son, William who pitched in the Tampa Bay Rays system for three years (2004-'06).

On January 31, 2012 the IL announced that Bill Evers had been inducted into the IL Hall of Fame, becoming the first Durham Bull to do so. His name has been added to the IL Hall of Fame plaque display and he was presented with "The Curtain Call" statue on May 19, 2012 during a ceremony at a Bulls home game. The Bulls retired his jersey, No. 20, during the ceremony.

MANAGING RECORD

YEAR	CLUB	LEAGUE	CLASS	RECORD	PCT
1987	Clinton	Midwest	A	72-67	.518
1988	Clinton	Midwest	A	78-62	.557
1989	Shreveport	Texas	AA	75-61	.551
1990	Shreveport	Texas	AA	65-68	.489
1991	Shreveport	Texas	AA	86-50	.632
1992	Phoenix	Pacific Coast	AAA	66-78	.458
1993	Greensboro	South Atlantic	A	45-25	.507
	Albany	Eastern	AA	34-33	.603
1994	Albany	Eastern	AA	71-70	.604
1995	Columbus	International	AAA	71-68	.511
1996	GCL Rays	Gulf Coast	R	24-35	.407
1997	St. Petersburg	Florida State	A	81-56	.591
1998	Durham	International	AAA	80-64	.556
1999	Durham	International	AAA	83-60	.580
2000	Durham	International	AAA	81-62	.566
2001	Durham	International	AAA	74-70	.514
2002	Durham	International	AAA	80-64	.556
2003	Durham	International	AAA	73-67	.521
2004	Durham	International	AAA	77-67	.535
2005	Durham	International	AAA	65-79	.451
Totals				1381-1206	.534



2013 Bulls

Leslie Anderson
2012 International League All-Star





CATCHER

CRAIG ALBERNAZ

BATS RIGHT	THROWS RIGHT	HEIGHT 5'8"	WEIGHT 185	AGE 30
BORN: 10/30/82		MLB SERVICE TIME: None		
BIRTHPLACE: Fall River, MA		ACQUIRED: Signed as Non-Drafted ML Free Agent 2/27/06		
RESIDES: Somerset, MA		 FOLLOW HIM @CraigAlbernaz		

2012: Spent a majority of the season at Triple-A Durham, but played one game with Double-A Montgomery to end the season (Sept. 2 vs. Huntsville)...Caught 3-of-3 attempted base stealers in his one game with Montgomery and 5-of-22 (22.7 pct.) with Durham for a combined 32 percent on the season...Surrendered 7 ER in 7 IP when he pitched in 22 different games for Durham...Allowed just one passed ball in 22 games at catcher.

CAREER HIGHLIGHTS

2011: Opened the season with the Bulls before he moved down to Double-A Montgomery on July 29... Combined to catch 29.4 percent (10-for-34) of attempted base stealers...Appeared in 3 games as a pitcher, where he surrendered 6 ER on 5 HR in 4 IP...Recorded 5 multi-hit games with the Biscuits...Earned a non-roster invitation to 2012 MLB Spring Training with the Rays...Caught 42.1 percent (96-for-228) of attempted base stealers for his career...Entering the 2012 season, appeared in 5 games as a pitcher, posting a 10.50 ERA (6 IP, 7 ER) with 6 HR allowed to 33 total batters faced.

2010: Spent the season in Double-A Montgomery after playing one game with Durham in April...Batted .250 (39-for-156) in 53 games while he split time at catcher with Nevin Ashley...Hit .297 (22-for-74) after the All-Star break...Caught 43.9 percent of attempted base stealers...Made his second career pitching appearance on Aug. 22 against Chattanooga in a, 9-2 win while he surrendered a two-out solo HR before closing out the game.

2009: Spent most of the season with Durham after an April promotion from Montgomery...Caught 15-of-38 (39.5 percent) attempted base stealers.

2008: Promoted from Single-A Vero Beach to Montgomery on July 15 and joined Durham briefly in September during the Bulls postseason run...Caught 64 percent (7-of-11) of runners attempting to steal at Vero Beach and 50 percent (8-of-16) at Montgomery, combining for 55.6 percent...Hit first professional HR on June 24 at Clearwater (Phillies), a solo shot...6 of his 9 RBI with Montgomery came over his final 3 games (Aug. 26 - 31)... Went 3-for-4 with 3 RBI, including his first career triple on Aug. 26 vs. West Tennessee (Mariners).

2007: Spent the entire season with Single-A Columbus where he threw out 48.6 percent (17-of-35) of attempted base stealers.

2006: Signed as an undrafted minor league free agent on Feb. 27...Made professional debut with Princeton and caught 38 percent (14-of-37) of attempted base stealers...Promoted to Montgomery at season's end and appeared in 2 games at catcher for the Biscuits.

NOTE-A-BULLS

- 2005 graduate of Eckerd College in St. Petersburg, where he played for Coach Bill Matthews (also an official scorer for the Rays) and was a three-year letterman for the Tritons baseball team.
- During the offseason, Craig works as a senior instructor at Frozen Ropes Training Center in Pembroke, MA, instructing young players between the ages of 8 and 21.
- For his career, has caught 41.1 pct. (104-for-253) of attempted base stealers...The backstop has also made 11 career pitching appearances, posting a 9.69 ERA (13 IP, 14 ER) with 8 HR allowed to 67 total batters faced.

CAREER STATISTICS

YEAR	CLUB	AVG	G	AB	R	H	2B	3B	HR	RBI	SH	SF	HB	BB-1	SO	SB	CS	GDP	SLG	OBP	E
2006	Princeton	.186	31	86	11	16	3	0	0	3	2	0	2	7-0	18	2	0	3	.221	.263	7
	Montgomery	.000	2	3	0	0	0	0	0	0	0	0	0	0-0	1	0	0	0	.022	.000	0
2007	Columbus	.170	39	100	11	17	3	0	0	3	2	1	3	10-1	22	0	1	4	.200	.263	3
2008	Vero Beach	.128	18	47	3	6	0	0	1	7	0	0	1	4-0	7	0	0	2	.191	.212	1
	Montgomery	.340	14	47	10	16	2	1	1	9	2	0	0	4-0	9	0	0	0	.489	.392	0
2009	Montgomery	.077	4	13	1	1	0	0	0	0	0	0	1	2-0	2	0	0	0	.077	.250	1
	Durham	.183	48	120	15	22	4	2	0	10	3	0	0	12-0	29	1	0	6	.250	.258	2
2010	Durham	.250	1	4	1	1	0	0	0	0	0	0	0	0-0	1	0	0	0	.250	.250	0
	Montgomery	.250	53	156	20	39	5	2	15	5	2	0	2	18-0	35	2	1	6	.321	.335	5
2011	Durham	.167	8	24	1	4	2	0	0	1	0	0	0	1-0	8	0	0	0	.250	.200	1
	Montgomery	.220	30	91	13	20	4	0	0	7	2	2	4	13-0	19	0	0	2	.264	.336	3
2012	Durham	.156	23	64	2	10	3	0	0	3	2	0	1	5-0	23	1	0	2	.203	.229	2
	Montgomery	.000	1	2	0	0	0	0	0	0	0	0	0	2-0	2	0	0	0	.000	.500	0
Minor League Totals		.201	272	757	88	152	26	3	4	58	18	3	14	78-1	1766	2	25	.259	.286	25	



FIRST BASE/OUTFIELDER

LESLIE ANDERSON



BATS LEFT	THROWS RIGHT	HEIGHT 6'1"	WEIGHT 205	AGE 31
---------------------	------------------------	-----------------------	----------------------	------------------

BORN: 3/30/82

MLB SERVICE TIME: None

BIRTHPLACE: Camagüey, Cuba

ACQUIRED: Signed as a M.L. Free Agent 3/11/10

RESIDES: Wesley Chapel, FL

2012: The first baseman/outfielder led the Bulls in most major offensive categories last season, namely home runs (14), RBI (56), total bases (200), runs scored (63), hits (137) and doubles (21)...The native Cuban made just one error in the field last season, playing 49 games in the OF and 27 games at 1B...The Rays invited Anderson to big league camp for 2013 Spring Training after Anderson's stellar 2012 campaign...Named 2012 International League Mid-Season and Postseason All-Star...Played in the 2012 All-Star Game in Buffalo alongside teammate RHP Dane De La Rosa.

CAREER HIGHLIGHTS

2011: Spent the entire season with Durham where he played 121 games for the Bulls, third on the team in games at 1B (63), OF (79) and DH (17)...Batted .277 and was tied for third on the team in HR (13) and 2B (24)... Second on the team in RBI with 65 behind International League MVP Russ Canzler...Recorded two four-hit games on May 19 and July 9...On May 19, Leslie registered a four-hit game with two HR, two singles, two runs scored, alongside 6 RBI...Recorded 35 multi-hit games including five three-hit games...Anderson batted .319 with 5 2B, 4 HR, 18 RBI and an .853 OPS in April...7 of his 24 doubles came in the second inning.

2010: Signed with the Rays in March and was assigned to Single-A Charlotte after defecting from Cuba... Anderson batted .302/.359/.402 while spending time with Charlotte, Double-A Montgomery and Durham... Tabbed 15 multi-hit games with the Biscuits and hit safely in 34 of his 48 games played...Knocked in the game-winning run with a sacrifice fly in the 9th inning on Sept. 16 in a postseason victory against the Columbus Clippers.

2009: Defected to the United States in September...Named to Cuba's roster for the 2009 World Baseball Classic...Anderson went 2-for-9 with a double at the '09 WBC.

2008: Leslie finished the Cuban season 5th in the batting race and won a Gold Glove at first base.

2007: The Camagüey batsman was 9th in the circuit in HR.


2001-2006: Anderson was part of Cuba's roster at the 2006 World Baseball Classic, going 0-for-5 with a BB... The first basemen had a huge season with a batting line of .363/.438/.574, 15 HR, 67 runs and 62 RBI in 88 games during his 2005 campaign. He was 5th in the league in average and among the league-leaders in most relevant offensive categories...Batted .313/.395/.406 during the 2004 season...Went 1-for-3 with four walks in the 2004-'05 Baseball World Cup, backing up Osmani Urrutia, Alexei Ramirez and Carlos Tabares in RF for Cuba...In 2003, the 20-year-old batted .319/.400/.460 with 61 runs in 83 games...Anderson hit .337/.424/.485 to finish 17th in the league in average... Played for Cuba in the 2002 World University Championship, helping them win Gold...Hit .250/.267/.429 and made the All-Tournament Team for the outfield...Debuted with a bang for Camagüey in the 2001 Serie Nacional, batting .291/.371/.438 with 28 doubles, a rookie record that tied for the league lead.

NOTE-A-BULLS

- The *Baseball America* Prospect Handbook rated Anderson as the 28th-best prospect in the Rays' organization in the winter before 2011 spring training.
- After spending about three weeks in transition—extended spring training to refresh his baseball skills, English classes and cultural transition tips to help his life skills—Anderson finally made his debut for Single-A Charlotte in early May, 2010.
- Anderson was a career .320 hitter in the Cuban major league and played in the '06 and '09 World Baseball Classic.
- When the Cuban national team dropped him, he defected in 2009.
- Full name is Leslie Anderson Stephens.


CAREER STATISTICS

YEAR	CLUB	AVG	G	AB	R	H	2B	3B	HR	RBI	SH	SF	HB	BB	SO	SB	CS	GDP	SLG	OBP	E
2010	Charlotte	.262	21	84	13	22	3	0	3	11	0	0	1	4	6	0	1	3	.405	.303	0
	Montgomery	.304	48	181	24	55	11	1	6	25	0	0	5	18	28	3	1	12	.475	.857	5
	Durham	.328	30	122	14	40	5	0	2	12	1	0	1	5	20	0	0	3	.418	.777	5
2011	Durham	.277	121	462	46	128	24	0	13	65	0	5	6	21	60	2	3	15	.413	.314	7
2012	Durham	.309	116	444	63	137	21	0	14	56	0	4	8	26	56	0	3	16	.355	.450	1
Minor League Totals		.295	336	1293	160	382	64	1	38	1701	9	21	74	1705	8	49		.435	.341	14	



RIGHT HANDED PITCHER

CHRIS ARCHER

BATS RIGHT	THROWS RIGHT	HEIGHT 6'3"	WEIGHT 200	AGE 24
BORN: 9/26/88		MLB SERVICE TIME: 35 Days		
BIRTHPLACE: Raleigh, NC		ACQUIRED: From the Chicago Cubs on 1/8/11		
RESIDES: Clayton, NC		 FOLLOW HIM @ChrisArcher42		

2012: Named the Tampa Bay Rays 2012 Minor League Pitcher of the Year...Archer served two separate stints with the Rays for his first-career Major League action...In six appearances with Tampa Bay, the right-hander went 1-3 with a 4.60 ERA amidst 29.1 innings of work...Amassed 36 strikeouts to 13 walks, while surrendering just 23 total hits with the big club (9.8 K/9)...According to the Elias Sports Bureau, Archer became just the third pitcher in the last 25 years to record 25 strikeouts or more in his first three career starts and joined the elite company of Major League starters Stephen Strasburg, who punched out 32 hitters in his first three career starts in his 2010 debut, alongside New York Yankee former southpaw Al Leiter, who accomplished the feat in 1987 with 25 strikeouts in his first three career starts...Set a Rays club record for a pitcher in his first three career starts...In his third career start on Sept. 8 against the Texas Rangers, Archer struck out a career-high 11 batters in 7.0 innings of two-run baseball...The RHP grabbed his first career MLB victory on Sept. 19 against the Boston Red Sox at Tropicana Field...Prior to being called up to the Rays, Archer spent a majority of the season with Durham where he posted a 7-9 record, alongside a 3.66 ERA...The Raleigh native led the International League in strikeouts (139) following his 25 starts and 128.0 innings of work...Opponents batted .216 off him, good enough for third best in the IL last season...Named IL Pitcher of the Week on May 14.

CAREER HIGHLIGHTS

2011: Spent a majority of the season at Double-A Montgomery, making 25 starts in his first season in the Rays system...Posted a 7-8 record, including a 4.42 ERA in 134.1 innings of work...Promoted to Durham on Aug. 26, where he made two quality starts to end his season 1-0 with a 0.69 ERA in 13.0 innings pitched for the Bulls...According to *Baseball America*, Archer has the best slider in the Rays organization and was ranked the No. 3 overall Tampa Bay prospect entering the 2012 season...Named a Southern League Mid-Season All-Star and was awarded the Southern League Pitcher of the Week on Aug. 22.

2010: Compiled a record of 15-3 with a sparkling 2.34 ERA, alongside 149 strikeouts in 142.0 innings of work between Single-A Daytona and Double-A Tennessee, as part of the Chicago Cubs organization...Named the 2010 Chicago Cubs Minor League Pitcher of the Year...Ranked third among all minor league pitchers in victories (15) and opponent average (.200, 102-for-509), alongside being ranked seventh in ERA (2.34)...Following the season, Archer was ranked the No. 1 prospect in the Cubs system and Best Slider by *Baseball America*...Named a Chicago Cubs Minor League All-Star and pitched for Team USA's Pan American Qualifying Team...Awarded Southern League Pitcher of the Week on July 26...Named *Baseball America* Minor League All-Star and MiLB.com Organizational All-Star.

2009: Went 6-4 with a 2.81 ERA amidst 26 starts where the righty struck out 119 batters and walked 66 in 109.0 innings pitched for Single-A Peoria...Did not allow a HR all season and averaged 9.8 K/9 IP.

2008: With Single-A Lake County (Cleveland Indians), Archer held opponents to a .050 avg with two outs and runners in scoring position...Allowed three hits or less in 16 of his 27 starts and 1 earned run or less in 14 starts, while he won just four games all season.

2007: Began the season winless in his first 12 professional starts, before defeating the Gulf Coast League Braves, 8-2 on July 27 as a member of the GCL Indians...Registered 52 strikeouts in 56.0 innings during his first full season in professional baseball.

2006: Completed his first professional season in baseball with a 0-3 record and a combined 9.13 ERA between Single-A Burlington and the Rookie league GCL Indians.

NOTE-A-BULLS

- If given a chance to invite any three people to dinner, he would choose Jackie Robinson, Malcom X and his mentor, Ron Walker
- An avid reader, he completed *Way of the Peaceful Warrior* by Dan Milman and *The Alchemist* by Paulo Coelho during the offseason
- In January, Archer teamed up with national nonprofit Good Sports to donate \$58,000 worth of sports equipment to Raleigh Boys and Girls Clubs...He also visited 40 kids at the club and treated them to a special pitching demonstration.

- Employed as a pinch-runner twice last season by Joe Maddon...On June 24 at PHI, he nearly became the first Rays pitcher to steal a base but overslid the bag and was tagged out...During the offseason Chris trains for speed and explosiveness, which he believes helps his velocity on the mound.
- Chris completed his senior season at Clayton High School in Clayton, N.C., where he was 8-3 with a 1.75 ERA while being named the Greater Neuse River 4A Conference Player of the Year.
- He signed a letter of intent to attend the University of Miami on a baseball scholarship, but instead signed with the Indians on July 9, 2006...Bob Mayer is the scout who signed Archer for the Tribe.
- In June 2006, the Indians chose Archer in the 5th round of the MLB Amateur Draft out of Clayton High School.
- On December 31, 2008 the Cubs sent INF Mark DeRosa to the Indians, acquiring Archer, RHP Jeff Stevens, and LHP John Gaub in return.
- In the spring of 2010, the *Baseball America* Prospect Handbook rated Chris as the 15th-best prospect in the Cubs' organization...In the winter before 2011 spring training, *Baseball America* had Archer as the No. 1 prospect in the Chicago Cubs' farm system.
- While pitching for Team USA's Pan American Qualifying Team on Oct. 11, 2010, the righty earned a 2nd round win over world No. 1 Cuba with 6.0 scoreless innings.
- After coming to the Rays in the Matt Garza trade, Archer was ranked the third-best prospect in Tampa's organization heading into the spring of 2012.
- Archer was named the Rays No. 1 prospect in the Rays organization this offseason prior to the Wil Myers deal.
- Two years after he was dealt for the first time in his professional career, on January 9, 2011 the Rays sent RHP Matt Garza, OF Fernando Perez and LHP Zach Rosscup to the Chicago Cubs for Chris, OF Brandon Guyer, SS Hak-Ju Lee, C Robinson Chirinos, and OF Sam Fuld.
- Archer was named the Cubs' organization's 2010 Minor League Pitcher of the Year.
- In 2012, he was named the Rays' Minor League Pitcher of the Year...He led the International League in strikeouts (139) and whiffs per nine innings (9.8).
- Archer possesses a 90-98 mph fastball (a 60 on the 20-80 scouting scale, with 50 being Major League average).
- He has a two-plane, 86-90 mph slider, which is plus-plus (65-70), alongside a curveball and changeup.



CAREER STATISTICS

YEAR	CLUB	W	L	ERA	G	GS	CG	SHO	SV	IP	H	R	ER	HR	HB	BB-I	SO	WP	BK
2006	GCL Indians	0	3	7.45	7	6	0	0	0	19.1	17	22	16	1	3	17-0	21	6	1
	Burlington	0	0	10.80	1	0	0	0	0	1.2	2	2	2	1	1	1-0	1	1	0
2007	GCL Indians	1	7	5.64	12	11	0	0	0	52.2	56	36	33	4	8	21-0	48	9	0
	Lake County	0	0	9.00	1	0	0	0	0	4.0	5	4	4	0	1	3-0	5	1	0
2008	Lake County	4	8	4.29	27	0	0	0	0	115.1	92	64	55	8	11	84-0	106	18	0
2009	Peoria	6	4	2.81	27	26	0	0	0	109.0	78	41	34	0	7	66-0	119	10	1
	Daytona	7	1	2.86	15	14	0	0	0	72.1	54	27	23	4	3	26-1	82	1	0
2010	Tennessee	8	2	1.80	13	13	0	0	0	70.0	48	19	14	2	2	39-1	67	5	0
	Montgomery	8	7	4.42	25	25	0	0	0	134.1	136	76	66	11	10	80-1	118	18	0
2011	Durham	1	0	0.69	2	2	0	0	0	13.0	11	1	1	0	0	6-0	12	0	0
	Durham	7	9	3.66	25	25	0	0	0	128.0	99	54	52	6	7	62-0	139	12	1
2012	Tampa Bay	1	3	4.60	6	4	0	0	0	29.1	23	17	15	3	1	13-0	36	2	0
	Minor League Totals	42	41	3.75	155	149	0	0	0	719.2	598	346	300	37	53	405-3	718	81	3
Major League Totals		1	3	4.60	6	4	0	0	0	29.1	23	17	15	3	1	13-0	36	2	0



INFILDER

TIM BECKHAM

BATS
RIGHTTHROWS
RIGHTHEIGHT
6'0"WEIGHT
190AGE
23

BORN: 1/27/90

MLB SERVICE TIME: None

BIRTHPLACE: Griffin, GA

ACQUIRED: Selected in 1st Round of 2009 Draft

RESIDES: Atlanta, GA

FOLLOW HIM @T_Beckham22

2012: *Baseball America* ranked Beckham as the Best Infield Arm in the Tampa Bay Rays system...Played the first two weeks of the season with the Bulls but missed the next 50 games while serving a suspension for a second violation of the Minor League Drug Prevention and Treatment Program...In January, along with teammates Wil Myers and Frank De Los Santos, attended MLB's Rookie Career Development Program in Washington, D.C. The program aims to help prospects learn how to be a Major Leaguer on and off the field and includes classes on finances and media relations...During his suspension last season he volunteered at the Port Charlotte Boys and Girls Club where twice a week he helped teachers and spent time mentoring the kids.

CAREER HIGHLIGHTS

2011: Split the season between Double-A Montgomery and Triple-A Durham where he combined to hit .271 (142-for-524) with 28 2B, 12 HR, 70 RBI and 17 SB...Opened the season with Montgomery and finished 5th in the Southern League with 82 runs scored...From June 2-June 18, Beckham recorded a 16-game hit streak, where he batted .365 (23-for-63) with 15 R, 5 2B, 1 HR, 9 RBI, 7 BB and a .423 OBP during the span...Played his first game with the Bulls on Aug. 11 going 1-for-4 in his Durham debut...Recorded three 3-hit games with Durham...On Aug. 15 against the Buffalo Bisons, Beckham fell a triple short of the cycle, going 3-for-5 with a 2B, 2 R, 4 RBI, including a grand slam...Played for the U.S. Team in the XM Futures Game in July...*Baseball America* ranked Beckham as the No. 7 prospect and Best Infield Arm in the Rays organization for a third straight season.

2010: Spent the season with Single-A Charlotte and started 121 games at SS...Led the team with 57 RBI, 68 runs, 62 BB and 119 SO...Hit all 5 of his HR before the All-Star break and batted 73 points higher after the break...Reduced his errors at SS from 43 in 2009 to 25 in 2010.

2009: Played for Single-A Bowling Green in his first full minor league season...In 117 games at SS, committed 43 errors, most among South Atlantic League shortstops...Ranked by *Baseball America* as the No. 6 prospect in the Rays system and No. 5 overall prospect in the South Atlantic League.


2008: Made his professional baseball debut at Rookie-level Princeton after being selected No. 1 overall in the 2008 MLB Amateur Draft...On June 19, Tim signed for \$6.15 million, the largest bonus ever awarded to a player drafted by the Rays...Promoted to Single-A Hudson Valley on Aug. 27 for 2 games...Following the season, *Baseball America* ranked him the No. 1 prospect in the Appalachian League and the No. 2 prospect (behind David Price) in the Tampa Bay system.

NOTE-A-BULLS


- The No. 1 overall selection to be drafted out of Georgia since Mike Ivie (Padres) in 1970.
- Rated the No. 1 high school prospect entering the 2008 MLB Draft by *Baseball America* and No. 1 overall prospect by ESPN.com and Baseball Prospectus...Batted .482 his senior year as he led Griffin (Ga.) High School to the Region 4A Championship where he hit .482 (53-for-110) with 6 HR, 13 2B, 41 RBI, 58 runs scored and 23 stolen bases.
- As a high school junior, Named *Baseball America* Youth Player of the Year, MVP of the Aflac All-American High School Baseball Classic (San Diego) and Best Batting Prospect at the 2007 Area Code Games (Long Beach, Calif)...Played football and basketball while at Griffin H.S.
- His oldest brother, Jeremy, was selected out of Georgia Southern by the Rays in the 17th round of the same draft and played alongside Tim at Princeton, Hudson Valley and Bowling Green.
- Beckham has raised his fielding percentage every season since his 2008 debut campaign, from .919 in 2009 to .949 in 2010 to .959 in 2011 and .962 in 2012 with the Bulls.

CAREER STATISTICS

YEAR	CLUB	AVG	G	AB	R	H	2B	3B	HR	RBI	SH	SF	HB	BB	SO	SB	CS	GDP	SLG	OBP	E
2008	Princeton	.243	46	177	30	43	12	0	2	14	2	3	2	13	43	5	1	3	.345	.297	13
	HudsonValley	.333	2	6	5	2	1	0	0	0	0	0	1	2	1	1	0	0	.500	.556	0
2009	BowlingGreen	.275	125	491	58	135	33	4	5	63	0	5	7	34	116	13	10	10	.389	.328	43
2010	Charlotte	.256	123	465	68	119	23	5	5	57	7	4	4	62	119	22	14	14	.359	.346	25
2011	Montgomery	.275	107	418	82	115	25	2	7	57	5	3	3	39	91	15	4	7	.395	.339	20
	Durham	.255	24	106	12	27	3	2	5	13	1	0	1	3	29	2	1	0	.462	.282	2
2012	Durham	.256	72	285	40	73	10	1	6	28	3	4	2	29	71	6	0	8	.361	.325	15
	Minor League Totals	.264	499	1948	295	514	107	14	30	232	18	19	20	182	470	64	30	42	.379	.330	118



OUTFIELDER
JASON BOURGEOIS

BATS RIGHT	THROWS RIGHT	HEIGHT 5'9"	WEIGHT 190	AGE 31
BORN: 1/4/82		MLB SERVICE TIME: 2 Years, 74 Days		
BIRTHPLACE: Houston, TX		ACQUIRED: Signed as ML Free Agent 11/29/12		
RESIDES: Houston, TX		 FOLLOW HIM @JBOURGEOIS11		

2012: Appeared in 30 games with the Kansas City Royals and 60 games with Triple-A Omaha (Royals) after being traded from Houston alongside catcher, Humberto Quintero on Mar. 20...Spent 3 stints at the Major League level, where he hit .258 (16-for-62)...Batted .300 (15-for-50) as a starter (16 games)...Did not commit an error while splitting time at all three outfield positions in Omaha over 55 games (17-LF, 16-CF, 22-RF).

CAREER HIGHLIGHTS

2011: Made his first career Opening Day roster with Houston...Spent the entire season in the big leagues, appearing in 93 games with 49 starts...Two stints on the DL between May and July with a left oblique and right quad strain cost him some time...Career .315 batting average (74-for-235) vs. LHP...Made nearly half of his minor league appearances at second base (540-of-1,120) but made just 1 start at second base in the Majors (93 starts in OF)...Hit .396 (40-for-101) on the season vs. LHP and .219 (30-for-137) vs. RHP...OBP was 189 points higher vs. LHP than RHP (.430 vs. .241)...Started in the leadoff spot in 25 games...Played every OF position and appeared in 2 games at 2B (1 start).

2010: Appeared in 69 games for the Houston Astros after being recalled from Triple-A Round Rock on June 20...Made 23 starts with Houston in CF, 12 of those in September and October.

2009: Spent the entire season with the Milwaukee Brewers organization, where he spent time with both Triple-A Nashville and Milwaukee...Combined to hit .253 between the two levels, while he made 8 total errors in the field.

2008: Made his MLB debut on Sept. 9 with the Chicago White Sox after spending his first 8 seasons in the minor leagues to begin his professional career...Jason was the last player to collect his first career Major League hit at the original Yankee Stadium...Played in 127 games for Triple-A Charlotte (White Sox)...Tied a career-high with 9 HR.

NOTE-A-BULLS

- Selected in the second round of the 2000 MLB Amateur Draft by the Texas Rangers.
- Played Little League in East Houston with Michael Bourn and former Ray, Carl Crawford.
- Cousin of Rays prospect Marquis Fleming.

CAREER STATISTICS

YEAR	CLUB	AVG	G	AB	R	H	2B	3B	HR	RBISH	SF	HB	BB	SO	SB	CS	GDP	SLG	OBP	E	
2000	GCL Rangers	.239	24	88	18	21	4	0	0	6	2	0	2	14	15	9	2	0	.284	356	3
2001	Pulaski	.311	62	251	60	78	12	2	7	34	0	1	6	26	47	21	7	3	.458	387	18
2002	Savannah	.255	127	522	72	133	21	5	8	49	8	5	11	40	66	22	11	5	.360	318	39
	Charlotte	.185	9	27	5	5	1	0	0	4	0	1	0	2	4	1	1	0	.222	233	4
2003	Stockton	.329	69	277	75	91	22	3	4	34	3	2	7	36	33	16	3	4	.473	416	20
	Frisco	.252	55	202	28	51	5	4	4	21	4	4	2	16	45	3	1	4	.376	308	9
2004	Frisco	.255	138	530	73	135	19	7	2	58	2	4	3	44	81	30	10	8	.328	313	16
2005	Richmond	.240	119	388	33	93	20	2	2	16	3	2	4	31	57	8	5	3	.317	301	17
2006	San Antonio	.277	107	411	65	114	22	7	4	38	4	5	3	37	66	23	7	6	.394	338	5
2007	Birmingham	.296	43	162	25	48	10	3	2	20	2	3	1	16	20	15	3	0	.432	357	5
	Charlotte	.311	84	338	51	105	18	3	7	34	3	1	3	29	49	23	6	5	.444	369	9
2008	Charlotte	.286	127	510	83	146	23	5	9	48	9	2	5	33	65	30	11	9	.404	335	6
	Chicago (AL)	.333	6	3	0	1	1	0	0	0	0	0	0	0	0	0	0	0	.667	333	0
2009	Nashville	.316	104	424	61	134	18	6	2	41	2	2	4	22	40	36	7	7	.401	354	8
	Milwaukee	.189	24	37	6	7	0	0	1	3	0	0	0	3	7	3	0	2	.270	250	0
2010	Round Rock	.345	65	235	37	81	10	3	5	28	2	0	3	21	28	18	6	3	.477	405	3
	Houston	.220	69	233	16	27	4	1	0	3	0	0	0	13	16	12	4	5	.268	294	0
2011	Houston	.294	93	128	30	70	8	2	1	16	4	0	0	10	24	31	6	5	.357	323	1
	Oklahoma City	.444	4	18	4	8	3	1	0	1	0	0	0	1	1	0	1	0	.722	474	1
	GCL Astros	.300	3	10	1	3	0	0	0	4	0	0	0	1	2	0	0	0	.300	364	0
	Corpus Christi	.200	2	10	1	2	0	0	0	0	0	0	0	0	0	1	0	0	.200	200	0
2012	Kansas City	.258	30	62	10	16	2	1	0	5	0	0	0	4	4	5	4	1	.323	303	3
	Omaha	.243	60	222	41	54	7	1	3	8	2	0	2	21	24	7	5	0	.384	314	0
	Minor League Totals	.282	1203	4625	733	1302	215	52	59	444	46	32	56	390	643	263	86	57	.329	343	163
	Major League Totals	.261	222	463	62	121	15	4	2	27	4	0	0	30	51	51	14	13	.324	306	4



RIGHT-HANDED PITCHER

MATT BUSCHMANN

BATS RIGHT	THROWS RIGHT	HEIGHT 6'3"	WEIGHT 195	AGE 29
BORN: 2/13/84		MLB SERVICE TIME: None		
BIRTHPLACE: St. Louis, MO		ACQUIRED: From Washington Nationals 4/16/12		
RESIDES: Leawood, KS		 FOLLOW HIM @BUSCH26		

2012: Re-signed with the Rays as a minor league free agent on Nov. 16...College roommates with Rays ace and the reigning American League Cy Young winner, David Price at Vanderbilt University...His 23 career wins tie him for 5th best in Vanderbilt history, just ahead of Price by 1 victory (22 career wins)...Assigned to Double-A Montgomery after being acquired from Washington for cash considerations on April 16...Made 2 starts for Triple-A Durham in June but was transferred back to Montgomery where he spent the remainder of the season...After the regular season, pitched in 11 games for Mazatlan in Mexico for winter ball.

CAREER HIGHLIGHTS

2011: Started the season with Double-A San Antonio (Padres) and earned a May 15 promotion to Triple-A Tucson...Matt was sent back down after posting a 7.52 ERA (52.2 IP, 44 ER) over his first 10 starts...He eventually rejoined Tucson on July 30 and finished the season there...Combined to make 22 starts, where he went 12-6 with a 6.16 ERA (154.1 IP, 92 ER) between the two levels.

2010: Registered 94 SO in 91.2 IP between San Antonio and Triple-A Portland (Padres)...Made 31 relief appearances and 9 starts.

2009: Started 18 games in Triple-A as he split the year between San Antonio and Portland...Combined for a 5.66 ERA (140 IP, 88 ER).

2008: Named to the Texas League Mid-Season and Postseason All-Star teams after he finished with a 2.98 ERA (148 IP, 49 ER) over 27 starts with San Antonio.

2007: Went 12-6 with a 2.89 ERA (149.1 IP, 48 ER) at Single-A Lake Elsinore (SD)...Made 25 starts and 3 relief appearances.

2006: Split the season between Single-A Eugene and Lake Elsinore...Combined for a 3.19 ERA (73.1 IP, 26 ER) between both levels.

NOTE-A-BULLS

- Buschmann went 4-1, 2.48 with 42 strikeouts and 11 walks in 40.0 innings last winter for Culiacan in the Mexican Pacific League prior to the 2012 spring training.
- Selected by San Diego in the 15th round of the 2006 MLB Amateur Draft...Attended Lafayette High School in Wildwood, Missouri.
- Buschmann signed with the Padres and scout Ash Lawson, after his senior year at Vanderbilt University
- During the winter before 2007 spring training, the *Baseball America* Prospect Handbook rated Matt as 24th-best prospect in the Padres' organization...They moved him up to No. 21 in the spring of 2008.
- In his downtime from baseball, Matt enjoys cooking.

CAREER STATISTICS

YEAR	CLUB	W	L	ERA	G	GS	CG	SHO	SV	IP	H	R	ER	HR	HB	BB-I	SO	WP	BK
2006	Eugene	3	4	3.12	15	10	0	0	0	60.2	54	26	21	5	9	11	63	5	0
	Lake Elsinore	1	0	3.55	2	2	0	0	0	12.2	9	5	5	0	0	4	5	1	1
2007	Lake Elsinore	12	6	2.89	28	25	0	0	0	149.1	153	60	48	9	8	26	115	5	0
	San Antonio	10	6	2.98	27	27	1	0	0	148.0	137	60	49	13	6	58	118	16	1
2009	Portland	3	10	6.18	19	18	1	0	0	99.0	121	74	68	13	8	33	53	6	2
	San Antonio	2	1	4.39	16	3	0	0	0	41.0	42	23	20	4	0	10	28	2	0
2010	San Antonio	2	2	3.46	32	5	0	0	0	67.2	59	29	26	2	1	23	74	7	2
	Portland	0	4	9.38	8	4	0	0	0	24.0	27	27	25	5	2	20	20	4	0
2011	San Antonio	6	1	3.94	12	7	0	0	0	45.2	42	22	20	5	2	19	32	1	0
	Tucson	6	5	7.31	20	15	1	0	0	88.2	129	75	72	11	3	33	60	5	0
2012	Montgomery	7	8	3.89	24	22	1	0	0	141.0	136	69	61	12	8	48	111	6	0
	Durham	0	0	5.23	2	2	0	0	0	10.1	13	6	6	3	2	5	9	0	0
Minor League Totals		52	47	4.27	205	140	4	0	0	888.0	922	476	421	82	49	290	688	58	6



CATCHER

ROBINSON CHIRINOS



BATS **RIGHT** THROWS **RIGHT** HEIGHT **6'1"** WEIGHT **205** AGE **28**

BORN: 6/5/84 MLB SERVICE TIME: 1 Year, 32 Days

BIRTHPLACE: Punto Fijo, VEN ACQUIRED: From Chicago Cubs 1/8/11

RESIDES: Punto Fijo, VEN

FOLLOW HIM @robinson28ch

2012: Missed the entire 2012 season due to a concussion he suffered during 2012 spring training when a foul tip struck his mask...Spent the year at the Rays spring training complex in Port Charlotte, Fla., rehabbing and undergoing daily vision therapy... Played for Navegantes del Magallanes in the Venezuelan Winter League.

CAREER HIGHLIGHTS

2011: Split the season between the Rays and Triple-A Durham...Appeared in 20 games for the Rays, including 15 starts at catcher amidst his first Major League experience...Recalled on July 18 to replace Jose Lobaton who was placed on the 15-day DL...Made his Major League debut on July 18 vs. NYY, the day he was recalled, and doubled off A.J. Burnett in his first at-bat...The 6th player in Rays history to record an extra-base hit in his first plate appearance...Blasted his first career HR in a 9-1 win on Aug. 3 vs. TOR, a 3-run blast off Carlos Villanueva. He collected a career-high 4 RBI and reached base a career-high 4 times, going 2-for-2 with 2 walks in total...Recorded his first career multi-hit game on July 27 at OAK in his only game at 1B since 2009 with Double-A Tennessee (Cubs).

2010: Completed his 10th and final season in the Cubs organization... Set career highs in nearly every offensive category, batting a combined .326 (104-for-319) with 18 HR, 74 RBI, 28 doubles, a .416 OBP, .583 SLG and .999 OPS in 92 games... His .999 OPS ranked 8th among all minor leaguers and led all minor league catchers... Started at catcher in the Southern League All-Star Game for the North Division...Named to the league's Postseason All-Star Team... Named the Best Defensive Catcher in the Cubs system by *Baseball America* prior to the trade...Added to Chicago's 40-man roster on Oct. 29.

2009: Converted to catching full-time with Single-A Daytona and earned an Aug. 4 promotion to Tennessee...On May 31, while playing for Single-A Daytona at home against the Sarasota Reds, Robinson hit two grand slams...Charles Reidell was the only other player to accomplish the feat in Florida State League history, doing so 50 years prior for the St. Petersburg Saints, a Yankees affiliate at the time...In his first full season behind the dish, named Best Defensive Catcher in the Cubs system and a FSL Postseason All-Star.

2008: Began the 2008 season with Tennessee...In May, he reported to Mesa, Arizona to learn how to catch...Once the Arizona League season began, he appeared in 4 games for the AZL Cubs (2 at catcher)... On May 15 at Montgomery (Rays), his last game with Tennessee before reporting to Arizona for catching instruction, tied a Southern League record with 3 triples.

NOTE-A-BULLS

- Started the Robinson Chirinos Foundation this offseason, which operates out of his hometown of Punto Fijo, Venezuela.
- In December he hosted a clinic and gave baseball equipment including gloves, helmets and catching gear to 300 kids...On Christmas Eve, he delivered more than 800 toys to local kids and patients at a nearby children's hospital...He plans to open a health clinic this year that will provide free exams to the local community...Enjoys cooking, particularly traditional food from his native Venezuela.
- Signed with the Cubs as a 16-year-old on July 2, 2000.
- Although he is a veteran of 11 minor league seasons, Robinson has only played three seasons as a catcher...The former infielder first caught in the minors in 2008 and the Cubs committed to him as a full-time backstop entering the 2009 campaign... He adjusted quickly and earned All-Star honors and was named Best Defensive Catcher in the Cubs system by *Baseball America* in 2009 and 2010.

CAREER STATISTICS

YEAR	CLUB	AVG	G	AB	R	H	2B	3B	HR	RBI	SH	SF	HB	BB-I	SO	SB	CS	GDP	SLG	OBP	E
2001	AZL Cubs	.234	47	154	15	36	12	0	2	15	6	3	4	10-0	42	4	3	0	.351	.292	21
2002	Boise	.247	62	231	35	57	15	2	8	38	1	1	6	16-0	66	5	2	2	.433	.311	13
2003	Lansing	.232	108	362	51	84	27	1	7	39	4	2	7	28-0	82	10	2	11	.370	.298	19
2004	Lansing	.241	84	319	56	77	18	6	7	39	3	0	8	25-1	70	7	2	4	.401	.313	16
2005	Daytona	.273	74	231	30	63	6	0	7	27	1	2	3	16-0	42	3	4	5	.390	.325	13
2006	Peoria	.242	126	433	74	105	30	2	9	47	7	6	14	69-0	79	19	10	7	.383	.360	15
2007	Daytona	.259	79	239	35	62	14	2	3	20	5	0	12	37-0	48	8	5	5	.372	.385	12
	Tennessee	.220	42	127	11	28	4	2	2	16	5	0	1	13-2	31	1	1	1	.331	.298	9
2008	Tennessee	.243	38	103	12	25	7	3	0	8	2	2	0	10-0	18	0	0	2	.369	.304	4
	AZL Cubs	.462	4	13	5	6	1	1	0	3	0	0	0	6-0	2	1	0	0	.692	.632	0
	Daytona	.283	37	120	22	34	4	2	5	18	3	1	6	26-0	21	3	1	2	.475	.431	5
2009	Daytona	.300	69	227	40	68	13	5	11	47	0	3	5	35-0	40	2	2	4	.546	.400	6
	Tennessee	.257	12	35	4	9	3	0	0	5	0	1	0	7-0	4	0	1	1	.343	.372	0
2010	Tennessee	.318	77	264	53	84	24	0	15	64	0	7	5	42-4	35	1	5	6	.580	.412	7
	Iowa	.364	15	55	10	20	4	0	3	10	0	0	5	2-0	8	0	0	3	.600	.435	1
2011	Durham	.259	78	282	24	73	13	1	6	24	1	0	7	29-0	69	1	1	9	.376	.343	4
	Tampa Bay	.218	20	55	4	12	2	0	1	7	0	0	0	5-0	13	0	0	0	.309	.283	0
Minor League Totals		.260	951	3191	476	830	195	27	85	420	38	28	83	371-7656	65	39	62	418	.350	.284	144
Major League Totals		.218	20	55	4	12	2	0	1	7	0	0	0	5-0	13	0	0	0	.309	.283	0



RIGHT-HANDED PITCHER

ALEX COLOME

BATS RIGHT **THROWS** RIGHT **HEIGHT** 6'2" **WEIGHT** 185 **AGE** 24

BORN: 12/31/88 **MLB SERVICE TIME:** None

BIRTHPLACE: Santo Domingo, DR **ACQUIRED:** Selected as Free Agent 3/20/07

RESIDES: San Pedro de Macoris, DR

[FOLLOW HIM @AlexanderColome](#)

2012: Split the year between Double-A Montgomery and Triple-A Durham, combining to go 8-4 with a 3.44 ERA (91.2 IP, 35 ER) in 17 starts...Earned an Aug. 3 promotion to Durham, where he went 0-1 with a 3.24 ERA (16.2 IP, 6 ER) in 3 starts...After his Aug. 13 start with Durham, Colome missed the remainder of the season with right shoulder tightness...Named MVP with Montgomery, where he went 8-3 with a 3.48 ERA (75 IP, 29 ER) and 75 SO in 14 starts...Placed on the DL from April 12-May 26 with a left oblique injury...Named Rays Minor League Pitcher of the Month for July after going 5-1 with a 2.23 ERA (40.1 IP, 10 ER) in 6 starts...Over his final 5 starts with the Biscuits, went 5-0 with a 1.27 ERA (35.1 IP, 5 ER)...Threw the first 9-inning complete game of his career in his final start before his promotion, as he allowed just 2 runs in a 5-2 victory vs. Mississippi (Braves)...Allowed 3 ER or less in 15 of his 17 total starts...In spring training, he spent time in his first Major League camp...Enters the 2013 season ranked the Rays No. 6 prospect by *Baseball America*.

CAREER HIGHLIGHTS

2011: Split the season between Single-A Charlotte and Double-A Montgomery...Combined to go 12-9 with a 3.82 ERA (157.2 IP, 67 ER)...His 12 wins tied for 2nd most among Rays minor leaguers... His 157.2 IP ranked 2nd behind only Matt Moore...Held opposing batters to a .214 (78-for-365) avg. over his 19 starts...Won 8 of his last 9 starts with the Stone Crabs, boasting a 1.82 ERA (54.1 IP, 11 ER) in that span...Named a Florida State League Mid-Season All-Star and his 92 SO ranked 6th in the FSL at the time of his promotion...Promoted to Montgomery on July 23 and made 9 starts to finish the season...Held left-handed batters to a .143 (11-for-77) avg. ... Recorded a 1-hit shutout (7.0 innings) on Aug. 9 vs. Mobile... Ranked as the No. 5 prospect in the Rays farm system by *Baseball America* entering 2012.

2010: Spent the majority of the season with Single-A Bowling Green and made 1 start with Charlotte to end the season...On the year, went 6-6 with a 3.89 ERA (118 IP, 51 ER) and 126 SO...Recorded the 2nd-highest K/9 IP ratio in the Midwest League (9.32) and was named to the MWL Mid-Season All-Star Team...Ranked the No. 9 prospect in the Rays system by *Baseball America* after the season...Participated in the Rays Winter Development Program at Tropicana Field following the season.

2009: Led the Rays organization and ranked 2nd in the New York-Penn League in ERA as he went 7-4 with a 1.66 ERA (76 IP, 14 ER)...Led the NYPL with 94 SO and tied for the league-lead with 2 CG...Named the Rays Minor League Pitcher of the Month for July...Entered the season ranked the No. 24 prospect in the organization by *Baseball America* and climbed to No. 8 on the list after the season...Named the No. 2 prospect (and top pitching prospect) in the NYPL by *Baseball America*.

2008: Spent the entire season with the Princeton Devil Rays and appeared in 12 games for the club, starting 11 of them...On June 30, pitched 5.0 innings in his longest outing, striking out 6 in the no decision...Went 0-5 with a 6.80 ERA, but struck out more than a batter per inning with 52 K's in 46.1 IP.

2007: Played the entire season for the Dominican Summer League Devil Rays, appearing in 14 games and starting 11...Went 1-6 with a 2.97 ERA in 391.0 IP...His lone win came on July 7 when he pitched in relief, working 2.1 IP where he allowed just 2 hits, while the RHP struck out 5.

NOTE-A-BULLS

- Alex is the nephew of former Rays relief pitcher, Jesus Colome.

CAREER STATISTICS

YEAR	CLUB	W	L	ERA	G	GS	CG	SHO	SV	IP	H	R	ER	HR	HB	BB-I	SO	WP	BK
2007	DSL Rays	1	6	2.97	14	11	0	0	0	39.1	30	18	13	1	5	31-0	50	16	0
2008	Princeton	0	5	6.80	12	11	0	0	0	46.1	50	45	35	5	7	26-0	52	6	3
2009	Hudson Valley	7	4	1.66	15	15	2	1	0	76.0	46	22	14	0	5	32-0	94	5	0
2010	Bowling Green	6	6	3.95	22	22	1	0	0	114.0	98	59	50	14	4	45-0	118	4	2
	Charlotte	0	0	2.25	1	1	0	0	0	4.0	5	1	1	0	1	0-0	8	0	0
2011	Charlotte	9	5	3.66	19	19	1	0	0	105.2	78	45	43	8	6	44-0	92	9	2
	Montgomery	3	4	4.15	9	9	1	1	0	52.0	41	25	24	5	6	28-1	31	8	0
2012	Montgomery	8	3	3.48	14	14	1	0	0	75.0	69	30	29	2	0	34-0	75	5	3
	Durham	0	1	3.24	3	3	0	0	0	16.2	12	6	6	1	1	9-0	15	2	0
Minor League Totals		34	34	3.66	109	105	6	2	0	529.0	429	251	215	36	35	249-1	535	55	10



OUTFIELDER

JACK CUST

BATS LEFT	THROWS RIGHT	HEIGHT 6'1"	WEIGHT 250	AGE 34
BORN: 1/7/79		MLB SERVICE TIME: 10 Years		
BIRTHPLACE: Flemington, NJ		ACQUIRED: Signed as ML Free Agent 2/17/13		
RESIDES: New Hope, PA				



2012: Cust led the Yankees Triple-A affiliate in HR (20) alongside being atop the IL leaders in OBP (.400) and he finished 3rd in the league in BB (81) as he played OF, 1B and DH.

CAREER HIGHLIGHTS

2011: Played 67 games with the Seattle Mariners and popped 15 2B and 3 HR in limited action, as Jack saw just 225 at-bats in the A.L. West Division...The former Athletic spent time in the Phillies organization as well, playing 6 games with Lehigh Valley...Cust knocked 21 XBH in just 245 total at-bats between the two levels.

2010: Began the season at Triple-A Sacramento but returned to Oakland in mid-May, hitting .272 with 13 HR and 52 RBI in 112 games with the A's...Batting average was the best of his four seasons with Oakland but the HR and RBI were his lowest totals...Had a career-high in hit-by-pitches (5) and matched his career best in doubles (19), walked 68 times for a .395 on-base percentage, despite spending the first month and a half of the season in the minors...Led the A's in strikeouts for the fourth consecutive season (127) and was 3rd in A's history to lead the team in strikeouts in at least four consecutive seasons, the other two were Reggie Jackson (8, 1968-75) and Jimmie Foxx (7, 1929-35)...Started a team-leading 88 games at DH, batting .268 with 13 HR and 49 RBI...Is a .241 (252-for-1045) career hitter with 60 HR and 176 RBI in 303 games as a DH with the A's...Became just the 4th player in Oakland history to walk three times in a multi-homer game (Giambi, McGwire, Jackson)

2009: Led the AL in strikeouts for the third consecutive season in 2009...The 1st player to lead the AL in strikeouts in three straight seasons since Minnesota's Bobby Darwin did so from 1972-74.

2008: Set the AL record for strikeouts with 197...Led the AL in both walks and strikeouts, the 9th player (12th time) in MLB history to lead his league in both walks and strikeouts.

NOTE-A-BULLS

- Named to a Postseason All-Star team each year from 1998-2001, earning honors in the Pioneer League (1998), California League (1999), Texas League (2000) and Pacific Coast League (2001).
- Named MVP of the Triple-A All-Star game in 2002.

CAREER STATISTICS

YEAR	CLUB	AVG	G	AB	R	H	2B	3B	HR	RBI	SH	SF	BB	SO	SB	CS	SLG	OBP	E	
1997	AZL D'backs	.306	35	121	26	37	11	1	3	33	0	0	31	39	2	0	.488	.447	5	
1998	South Bend	.242	16	62	5	15	3	0	0	4	1	1	0	5	20	0	.290	.294	4	
	Lethbridge	.345	73	223	75	77	20	2	11	56	2	2	4	86	71	15	.601	.530	0	
1999	High Desert	.334	125	455	107	152	42	3	32	112	3	2	96	145	1	4	.651	.450	12	
2000	El Paso	.293	129	447	100	131	32	6	20	75	2	2	117	150	12	9	.526	.440	11	
2001	Tucson	.278	135	442	81	123	24	2	27	79	5	5	102	160	6	3	.525	.415	11	
	ARIZONA	.500	3	2	0	1	0	0	0	0	0	0	1	0	0	0	.500	.667	0	
2002	Colorado Springs	.265	105	359	74	95	24	0	23	55	3	3	5	83	121	6	.524	.407	6	
	Colorado	.169	35	65	8	11	2	0	1	8	1	1	0	12	32	0	.246	.295	1	
2003	Ottawa	.285	97	333	55	95	18	1	9	58	2	2	0	80	94	5	.426	.422	3	
	Baltimore	.260	27	73	7	19	7	0	4	11	0	0	1	10	25	0	.521	.357	0	
2004	Baltimore	.000	1	1	0	0	0	0	0	0	0	0	0	1	0	0	.000	.000	0	
	Ottawa	.235	102	344	55	81	15	1	17	55	2	2	65	127	4	0	.433	.358	2	
2005	Sacramento	.257	134	479	95	123	28	1	19	75	3	3	115	153	2	4	.438	.402	4	
2006	Portland	.293	138	441	97	129	23	0	30	77	3	3	4	143	124	0	.549	.467	5	
	San Diego	.333	4	3	1	1	0	0	0	0	0	0	0	1	0	0	.333	.333	0	
2007	Portland	.300	25	80	17	24	7	0	9	20	1	1	0	19	29	0	.725	.430	1	
	Oakland	.256	124	395	61	101	18	1	26	82	6	6	1	105	164	0	.504	.408	4	
2008	Oakland	.231	148	481	77	111	19	0	33	77	4	4	2	111	197	0	.476	.375	4	
2009	Oakland	.240	149	513	88	123	16	0	25	70	4	4	2	93	185	4	.417	.356	2	
2010	Sacramento	.273	33	110	21	30	6	0	4	19	0	0	1	33	3	0	.436	.444	1	
	Oakland	.272	112	349	50	95	19	0	13	52	3	3	5	68	127	2	.438	.395	1	
2011	Seattle	.213	67	225	19	48	15	1	3	23	0	2	44	87	0	0	.344	.329	0	
	Lehigh Valley	.250	6	20	3	5	2	0	1	2	0	0	3	3	0	0	.348	.500	0	
2012	Scranton/WB	.249	98	337	63	84	14	1	20	66	2	0	5	81	127	2	.400	.475	0	
	Las Vegas	.200	16	50	7	10	1	0	0	6	1	0	1	16	21	3	.397	.220	2	
	Minor League Totals	.281	1267	4303	881	1211	270	18	225	792	3	0	34	1075	1417	58	.37	.426	.509	66
	Major League Totals	.242	670	2107	311	510	96	2	105	323	18	0	12	444	819	6	.374	.439	12	

RIGHT-HANDED PITCHER

DANE DE LA ROSA

BATS
RIGHTTHROWS
RIGHTHEIGHT
6'7"WEIGHT
220AGE
30

BORN: 2/1/83

MLB SERVICE TIME: 21 Days

BIRTHPLACE: Torrance, CA

ACQUIRED: Signed as ML Free Agent 11/11/09

RESIDES: Murrieta, CA



2012: Spent most of the season with the Bulls, as their closer...Saved 20 games for Durham, placing him among the International League league elite and is tied for the 6th-most saves all-time in Bulls history...Dane was named an IL Mid-Season All-Star alongside teammate Leslie Anderson...Named a MiLB.com Organizational All-Star following the season...The righty was promoted to Tampa at the end of the season, where he appeared in 5 games...He struck out 5 hitters, while he walked just 2 over 5.0 innings of Major League relief.

CAREER HIGHLIGHTS

2011: Spent most of the season with the Bulls, but made 7 relief appearances over two stints in the Majors, his first time in the big leagues...Recalled by the Rays on July 19 and made his MLB debut the following day vs. the Yankees at Tropicana Field...Struck out the first batter (Mark Teixeira) he faced, while he escaped the inning unharmed...Recalled a second time on Sept. 11 and remained with the Rays for the rest of the season...Made 6 appearances during his second stint, 4 of them scoreless...Led the Durham bullpen with 52 relief appearances and 70.1 IP...Went 2-2 with 4 saves and a 2.03 ERA (26.2 IP, 6 ER) in 20 games after the All-Star break.

2010: Returned after a five-year absence from affiliated baseball, with the exception of 1 appearances in 2007...Spent a majority of the season in the bullpen at Double-A Montgomery, where he went 9-3 with 4 saves and a 1.97 ERA (73 IP, 16 ER)...Promoted to the Biscuits on April 24 after appearing in 2 games for Single-A Charlotte...Led Montgomery with 47 appearances, which tied for 4th in the Southern League.

2009: Pitched for three different independent league clubs, culminating with an 18-game stint with the Southern Maryland Blue Crabs in the Atlantic League...Signed a minor league deal with the Rays on Nov. 11.

2008: Released by the Brewers on March 25... Signed with the O.C. Flyers (IND) and converted 14 saves.

2007: On Sept. 4, Dane signed a minor league contract with the Brewers and reported to Rookie-level Helena.

2004: Opened his campaign with the Gulf Coast League Yankees in Tampa...Went 2-0 with a 2.88 ERA in 14 appearances (1 start) and appeared in 1 game with Single-A Staten Island...Released by the Yankees following the season.

NOTE-A-BULLS

- Pitched for 6 different independent teams in 3 different leagues between 2005-09.
- Spent a season as the closer for the late Hall of Famer Gary Carter, who managed the Orange County Flyers in 2008... During that season the Flyers won the GBL championship and Carter was named the league's Manager of the Year.
- Selected as a draft-and-follow by the Yankees in the 24th round of the 2002 MLB Amateur Draft out of Riverside (Calif.) Community College...Signed in May 2003.

CAREER STATISTICS

YEAR	CLUB	W	L	ERA	G	GS	CG	SHO	SV	IP	H	R	ER	HR	HB	BB-I	SO	WP	BK
2003	GCL Yankees	0	0	3.00	5	1	0	0	0	9.0	5	3	3	0	0	6-0	12	3	1
2004	GCL Yankees	2	0	2.88	14	1	0	0	1	34.1	25	13	11	1	5	12-0	32	2	0
	Staten	0	0	0.00	1	0	0	0	0	1.2	1	2	0	0	0	2-0	1	0	0
2005	Yuma (IND)	1	6	6.45	23	10	0	0	0	67.0	76	57	48	5	5	38-0	54	6	1
2006										Did Not Play									
2007	Long Beach (IND)	2	4	3.69	39	0	0	0	16	46.1	42	22	19	1	2	16-6	53	1	0
	Helena	0	0	0.00	1	0	0	0	0	2.0	1	0	0	0	0	1-0	3	2	0
2008	Orange County (IND)	2	2	4.41	32	0	0	0	14	34.2	35	24	17	1	0	13-0	40	3	1
2009	El Paso (IND)	1	4	8.07	15	6	0	0	1	35.2	51	38	32	3	0	20-0	37	5	0
	Victoria (IND)	0	1	2.45	6	0	0	0	1	3.2	4	1	1	0	0	2-2	3	1	0
	Maryland (IND)	1	1	1.11	18	0	0	0	3	24.1	16	4	3	2	1	7-2	32	0	0
2010	Charlotte	0	0	3.00	2	0	0	0	0	3.0	4	1	1	0	0	0-0	5	2	0
	Montgomery	9	3	1.97	47	0	0	0	4	73.0	66	20	16	3	1	26-5	75	8	0
2011	Durham	6	5	3.20	52	0	0	0	6	70.1	63	26	25	8	4	26-1	83	3	0
	Tampa Bay	0	0	9.82	7	0	0	0	0	7.1	10	8	8	1	0	3-0	8	1	0
2012	Durham	0	4	2.79	54	0	0	0	20	67.2	36	22	21	2	4	42-1	87	5	0
	Tampa Bay	0	0	12.60	5	0	0	0	0	5.0	7	7	7	2	0	2-0	5	0	0
Minor League Totals		17	12	2.66	176	2	0	0	31	261.0	201	87	77	14	14	115-7	298	25	1
Major League Totals		0	0	10.95	12	0	0	0	0	12.1	17	15	15	3	0	5-0	13	1	0



LEFT-HANDED PITCHER

FRANK DE LOS SANTOS



BATS LEFT	THROWS LEFT	HEIGHT 6'0"	WEIGHT 165	AGE 25
---------------------	-----------------------	-----------------------	----------------------	------------------

BORN: 11/17/87

MLB SERVICE TIME: None

BIRTHPLACE: Samana, DR

ACQUIRED: Signed as a Free Agent 2/7/06

RESIDES: Los Corales, DR

2012: Began the year with Double-A Montgomery and earned a June 18 promotion to Triple-A Durham... Combined to go 7-2 with a 2.11 ERA (81 IP, 19 ER) and 5 saves in a career-high 51 appearances (2 starts)...Held left-handed batters to a .250 avg. (27-for-108)...For his career, Frank has held lefties to a .244 avg. (125-for-513)... Recorded 4 or more outs in 28 of his 49 relief appearances...38 of his 49 relief appearances were scoreless and 10 of his final 11 appearances were scoreless.

CAREER HIGHLIGHTS

2011: Spent the majority of the season at the Double-A level with Montgomery...Appeared in 33 games for the squad and started five...Went 3-6 with a 3.55 ERA in 78.2 IP...Saved 5 games in six appearances...Registered a 0.90 ERA when pitching in the 9th inning in 10.0 IP, as he allowed 1 earned run and struck out 5 while he walked just two...Held lefties to a .228 mark and recorded a 1.37 ERA in 9 August appearances...Collected the 2nd-lowest BB/9 IP ratio among Southern League relievers in 59.1 IP out of the Biscuits bullpen (1.67)... Pitched three games for the Stone Crabs and started once, all coming in April.

2010: Finished 4th in the Florida State League in innings pitched for the season.

2009: Led the Bowling Green Hot Rods in innings pitched with 135.2 for the year.

2008: Appeared in and started 11 games for the Renegades of Hudson Valley, as he recorded a 4-5 record with a 5.40 ERA...Worked 6.0 IP or more five times during the season.


2007: Made his professional debut with the Princeton Rays...Tied for the Appalachian League lead in games started.

NOTE-A-BULLS

- Frank raced motorcycles as a young teenager and did not start playing baseball until he was 16.
- Started playing baseball after he was first discovered by a baseball scout on the streets of his hometown of Samana, Dominican Republic. At the time, Frank was throwing a rock at a mango tree to knock down a piece of fruit.
- The LHP began playing first base but moved to centerfield and eventually the mound
- After originally meeting Rays reliever Joel Peralta during spring training in 2011, Frank now considers the veteran set-up man as a mentor and wants to follow in his footsteps as a Major League reliever...Frank says Joel gave him advice on how to be a good teammate and keep a professional attitude.
- De Los Santos missed 12 days of spring training in 2011 while he recovered from chicken pox...Though he was quarantined by the Rays while he was sick, he apparently passed them onto SS Hak-Ju Lee.
- During the offseason, Frank travels to Campos Las Palmas for a 2-3 week training period at the Rays Dominican Academy, which opened in 2009.


CAREER STATISTICS

YEAR	CLUB	W	L	ERA	G	GS	CG	SHO	SV	IP	H	R	ER	HR	HB	BB-I	SO	WP	BK
2007	Princeton	4	5	3.64	13	13	0	0	0	64.1	64	30	26	5	4	16-0	43	6	2
2008	Hudson Valley	4	5	5.40	11	11	0	0	0	56.2	73	40	34	2	5	16-0	44	2	1
2009	Bowling Green	4	10	3.65	27	27	1	0	0	135.2	136	69	55	7	9	45-0	81	14	2
2010	Charlotte	10	9	4.33	25	24	1	1	0	149.2	181	90	72	8	6	37-0	105	6	3
2011	Charlotte	0	1	19.22	3	1	0	0	0	8.0	25	17	17	3	1	2-0	8	1	0
	Montgomery	3	6	3.55	33	5	0	0	3	78.2	81	43	31	3	1	23-2	48	2	1
2012	Montgomery	4	1	2.06	24	2	0	0	4	48.0	45	11	11	1	2	15-1	26	0	1
	Durham	3	1	2.18	27	0	0	0	1	33.0	32	12	8	2	3	10-3	25	1	0
Minor League Totals		32	38	3.98	163	83	2	1	8	574.0	637	312	254	31	31	164-6	380	32	10



FIRST BASEMAN/OUTFIELDER

SHELLEY DUNCAN



BATS RIGHT	THROWS RIGHT	HEIGHT 6'5"	WEIGHT 215	AGE 33
BORN: 9/29/79		MLB SERVICE TIME: 3 Years, 77 Days		
BIRTHPLACE: Tucson, AZ		ACQUIRED: Signed as ML Free Agent 1/22/13		
RESIDES: Kimberling City, MO				

2012: Spent the season with the Indians and hit .203 (47-for-232) with 11 HR, 10 2B and 31 RBI in 81 games...Made appearances at LF (55), DH (16), RF (2) and 1B (1)...Went 1-for-7 in pinch-hit appearances...Batted .306 (11-for-36) with 4 HR and 10 RBI in July...Designated for assignment on Aug. 29.

CAREER HIGHLIGHTS

2011: Made the Cleveland Indians Opening Day roster and had four stints in the Majors: April 1-June 18, June 24 - July 16, Aug 5-15 and Aug 19 through season's end...Recorded a pair of 2-HR games in September, including 2 off Justin Verlander on Sept. 7 vs. DET.

2010: Started the year at Triple-A Columbus and was promoted to Cleveland on May 19 after Grady Sizemore was placed on the DL...Batted .231 (53-for-229) with 11 HR and 36 RBI in the Majors.

2009: Named International League MVP...Led the IL in runs scored, HR, RBI and XBH...Named a Topps Triple-A All-Star, IL Player of the Year and a Mid-Season and Postseason IL All-Star.

2008: Made his first career Opening Day roster and hit .175 (10-for-57) with 3 2B, 1 HR and 6 RBI in 23 games over two stints with the Yankees.

2007: Batted .303 (10-for-33) against LHP...Contract purchased by NYY from Triple-A on July 20 and made his MLB debut that night vs. the Rays, starting at DH and going 1-for-4 with an RBI...A single off Brian Stokes was his first career hit...Went 2-for-4 with 2 HR and 4 RBI on July 22 vs. TB, as he became the first Yankee since 1947 to hit as many as 3 HR in his first 4 MLB games...Named Scranton/Wilkes-Barre's Player of the Year...Ranked 2nd in the IL in HR and RBI at the time of his call-up...Named the DH for both the Topps and *Baseball America* Triple-A All-Star teams.

2006: Split the season between Double-A and Triple-A but missed almost a month with an abdominal injury...Combined to hit .249 (98-for-394) with 25 2B, 20 HR and 65 RBI.

2005: Led the Eastern League in HR (34) and ranked 2nd in RBI (92) and XBH (64)...Became the first Double-A Trenton (Yankees) player to appear in all 142 games in a season...Won the HR Derby and was selected by *Baseball America* as the Best Power Prospect in the following the season...Named a Mid-Season and Postseason All-Star.

NOTE-A-BULLS

- Selected by the Yankees in the 2nd round of the 2001 MLB Amateur Draft after he played college ball at the University of Arizona, where he ranks as their all-time HR leader (55) and holds the single-season HR record (24).
- Named a consensus First-Team All-American in 2001.
- The son of former Cardinals pitching coach Dave Duncan and brother of former Major League outfielder Chris Duncan.

CAREER STATISTICS

YEAR	CLUB	AVG	G	AB	R	H	2B	3B	HR	RBI	SH	SF	HB	BB	SO	SB	CS	GDP	SLG	OBP	E
2001	Staten Island	.245	70	273	43	67	17	2	8	39	0	2	6	21	62	5	3	5	.410	.311	0
2002	Greensboro	.267	101	356	58	95	23	2	14	56	0	1	3	59	88	15	3	4	.461	.375	6
2003	Tampa	.264	91	330	42	87	19	2	8	47	0	6	4	35	83	5	1	8	.406	.336	0
2004	Tampa	.248	123	424	65	105	27	1	19	78	0	9	7	54	119	6	3	7	.450	.336	10
2005	Trenton	.240	142	537	86	129	28	2	34	92	0	2	11	56	140	3	2	14	.490	.323	16
2006	Trenton	.256	92	351	47	90	24	0	19	61	0	4	5	5	77	3	1	9	.487	.327	6
	Columbus	.186	12	43	1	8	1	0	1	4	0	0	0	34	10	0	0	1	.279	.271	1
2007	Scranton/WB	.295	91	336	58	99	18	1	25	79	0	3	3	45	82	2	2	4	.577	.380	2
	New York (AL)	.257	34	74	16	19	1	0	7	17	0	0	0	8	20	0	0	2	.554	.329	0
2008	New York (AL)	.175	23	57	7	10	3	0	1	6	0	1	0	7	13	0	0	1	.281	.262	3
	Scranton/WB	.239	58	205	38	49	14	0	12	44	0	4	2	1	55	6	1	5	.483	.365	2
	GCL Yankees	.000	2	7	0	0	0	0	0	0	0	0	0	0	41	3	0	0	.000	.125	0
2009	Scranton/WB	.277	123	452	85	125	30	1	30	99	0	5	6	64	94	2	0	3	.546	.370	2
	New York (AL)	.200	11	15	1	3	0	0	0	1	0	0	0	0	5	0	0	1	.200	.200	0
2010	Columbus	.301	38	146	21	44	11	0	6	34	0	1	2	17	28	0	0	5	.500	.380	2
	Cleveland	.231	85	229	29	53	10	0	11	36	0	1	3	26	76	1	0	4	.419	.317	0
2011	Cleveland	.260	76	223	29	58	17	0	11	47	0	2	3	24	56	0	1	7	.484	.324	2
	Columbus	.202	33	109	20	22	3	0	5	19	0	2	2	19	24	1	0	2	.367	.350	1
2012	Cleveland	.203	81	232	29	47	10	0	11	31	0	3	1	28	59	1	2	9	.388	.288	2
	Minor League Totals	.258	976	3569	564	920	215	11	181	6520	39	51	456	865	48	16	67	476	.347	.348	48
	Major League Totals	.229	310	830	111	190	41	0	41	1381	7	7	88	2292	3	24	427	.306	7	7	0



INFIELDER

COLE FIGUEROA



BATS LEFT	THROWS RIGHT	HEIGHT 5'10"	WEIGHT 185	AGE 25
BORN: 6/30/87		MLB SERVICE TIME: None		
BIRTHPLACE: Tallahassee, FL		ACQUIRED: From San Diego Padres 12/17/10		
RESIDES: Tampa, FL		 FOLLOW HIM @Cole_Figueroa		

2012: Started the season with Double-A Montgomery...Named Rays Minor League Hitter of the Month for April, batting .314 (27-for-86) with 6 2B, 3 HR, 12 RBI and 17 runs scored in 25 games...Promoted to Triple-A Durham on May 2...Between the two levels, finished 5th among Rays farmhands in batting avg. (.292)...Struck out just 31 times in 397 at-bats (12.8 AB/SO).

CAREER HIGHLIGHTS

2011: Played 114 games for the Biscuits, which was good enough for third on the team...Spent a majority of the season playing 2B, but also played 26 games at 3B and 12 at SS, as well...Tied for the team-lead in triples with 6...Led the team in BB with 55, which helped him become second on the team in OBP with a .375 AVG...Hit 5 HR during the season including a grand slam on Aug. 12 vs. Carolina...On June 8, Cole recorded a four-hit game with a run, an RBI and a SB...Collected 9 three-hit games and 11 multi-RBI games.

2010: One of the players acquired by the Rays in the Jason Bartlett trade with San Diego...Prior to the deal, finished 2010 in the Arizona Fall League where he hit .290 with a .410 OBP over 13 games...Spent the entire regular season in the California League with Lake Elsinore, primarily at 2B or SS...Named a CL Mid-Season All-Star...Posted a .408 OBP out of the second spot in batting order, which was 4th-best in the league...Ranked 3rd in the CL with 81 walks drawn...Registered the best fielding percentage for the league's 2B, committing just three errors at that spot, compared to 12 at SS...Entered the season ranked as the organization's 30th-best prospect by *Baseball America*.

2009: Began the 2009 season with Lake Elsinore in his first full season as a professional...Sent to Fort Wayne midway through the season and reached base in all but 9 of the 70 games that he played.

2008: Began his career with Eugene in the Northwest League and finished with more walks than strikeouts...Recorded a four-hit game against Salem-Keizer on August 3rd, his first as a professional.

NOTE-A-BULLS

- Selected in the 6th round by the San Diego Padres in the 2008 MLB Amateur Draft, out of the University of Florida as a draft-eligible sophomore.
- Figueroa's father Bien played one Major League season as an infielder with the St. Louis Cardinals in 1992 and in 2010 was the manager of the San Francisco Giants Double-A Connecticut affiliate.
- Cole is the Godson of former MLB player, Luis Alicea.
- Twice named to the SEC Academic Honor Roll his final two years at Florida.
- Played in the Cape Cod League from 2007-08 and was named an All-Star in 2007.
- Originally drafted in the 9th round by the Toronto Blue Jays in 2006, but elected to go to college instead with the Gators, rather than his father's alma mater, Florida State University.

CAREER STATISTICS

YEAR	CLUB	AVG	G	AB	R	H	2B	3B	HR	RBI	SH	SF	HB	BB-I	SO	SB	CS	GDP	SLG	OBP	E
2008	Eugene	.289	32	114	23	33	6	0	5	16	0	1	0	24-1	16	7	2	4	.474	.410	6
2009	Fort Wayne	.319	70	238	32	76	15	1	1	34	1	6	3	37-0	38	10	7	12	.403	.408	5
	Lake Elsinore	.187	21	75	5	14	3	0	0	9	1	0	1	6-0	14	5	0	0	.227	.256	1
2010	Lake Elsinore	.303	124	482	88	146	25	3	4	66	7	2	6	81-0	54	26	9	12	.392	.408	4
2011	Montgomery	.283	114	410	71	116	20	6	5	51	11	4	8	55-0	41	9	5	6	.398	.375	7
2012	Durham	.286	88	311	32	89	17	4	2	42	4	3	3	26-1	22	3	2	6	.386	.344	8
Minor League Totals		.292	474	1716	268	501	92	15	20	230	25	18	21	246-4	194	61	27	41	.398	.384	33



RIGHT-HANDED PITCHER

MARQUIS FLEMING

BATS
RIGHTTHROWS
RIGHTHEIGHT
6'1"WEIGHT
180AGE
26

BORN: 9/11/86

MLB SERVICE TIME: None

BIRTHPLACE: Oakland, CA

ACQUIRED: Selected in 24th round of 2008 Draft

RESIDES: Oakland, CA

2012: Spent the majority of the year with Double-A Montgomery... Averaged 10.23 K/9 IP, 3rd highest among Southern League relievers... Began the season with Triple-A Durham and allowed runs in 5 of his 7 appearances before being transferred to Montgomery on April 30... Pitched to a 3.02 ERA (50.2 IP, 17 ER) over his final 33 appearances with the Biscuits.

CAREER HIGHLIGHTS

2011: Spent a majority of the year with Double-A Montgomery... Registered the highest K/9 IP ratio (11.65), 3rd-lowest opp avg. (.204) and the 5th-lowest base runners per 9 IP ratio (11.54) among all Southern League relievers... Had a three-day stint with Triple-A Durham, from July 19-21... Between the two levels, Fleming threw a career-high 82.2 innings... In Montgomery, Marquis accumulated a 2.31 ERA (46.2 IP, 12 ER) in the first half compared to a 5.35 ERA (33.2 IP, 20 ER) in the second half... Posted a 2.64 ERA (47.2 IP, 14 ER) at home, compared to 4.96 ERA (32.2 IP, 18 ER) on the road... *Baseball America* chose him as the Best Changeup in the SL and Tampa Bay Rays system.

2010: Spent the season with Single-A Charlotte and amassed the highest K/9 IP ratio (11.94) and lowest opp avg. (.179) among all Florida State League relievers... Allowed 9.95 base runners per 9 IP, 3rd fewest in the FSL... Compiled a 1.69 ERA (32 IP, 6 ER) with 52 SO prior to the All-Star break.

2009: Played a majority of the season for Single-A Bowling Green... Recorded a 1.44 ERA (31.1 IP, 5 ER) in the first half of the season and was promoted to Charlotte on Sept. 1.

2008: Made his professional debut with Single-A Hudson Valley... Gathered a 2.25 ERA (32 IP, 8 ER) in 15 games in relief... Earned his first save as a professional on June 20 at Staten Island... Struck out a season-high 5 batters on three different occasions while at Hudson Valley.

NOTE-A-BULLS

- While at Cal State-Stanislaus, Marquis was elected to the Rawlings/American Baseball Coaches Association All-America Second Team in 2008.
- Fleming was the first player from CSS to be drafted by a professional team since Steve Andrade, who is a former Durham Bull pitcher that was selected by the Angels in 2001.
- In 2008, named West Regional Pitcher of the Year by the National Collegiate Baseball Writers Association after throwing 5.0 shutouts while he went 11-5 for the season.
- Cousin of current Tampa Bay Ray farmhand Jason Bourgeois.

CAREER STATISTICS

YEAR	CLUB	W	L	ERA	G	GS	CG	SHO	SV	IP	H	R	ER	HR	HB	BB-I	SO	WP	BK
2008	Hudson Valley	1	2	3.86	16	1	0	0	1	35.0	31	18	15	6	2	14-1	33	2	0
2009	Bowling Green	2	7	2.86	42	0	0	0	5	63.0	53	29	20	2	3	30-0	68	4	1
	Charlotte	0	0	9.00	2	0	0	0	0	2.0	3	2	2	0	0	1-0	5	0	0
2010	Charlotte	5	0	2.49	42	0	0	0	5	72.1	45	24	20	3	5	30-0	96	8	1
2011	Montgomery	5	4	3.59	41	0	0	0	4	80.1	57	33	32	5	4	42-2	104	7	0
	Durham	0	0	0.00	2	0	0	0	0	2.1	4	3	0	0	0	1-0	1	1	0
2012	Durham	0	0	9.00	7	0	0	0	0	13.0	17	13	13	2	2	10-1	6	1	0
	Montgomery	4	5	3.55	41	0	0	0	0	63.1	49	28	25	6	2	34-1	72	3	0
Minor League Totals		17	18	3.45	193	1	0	0	15	331.1	259	150	127	24	18	162-5	385	26	2



INFIELDER

MIKE FONTENOT

BATS
LEFTTHROWS
RIGHTHEIGHT
5'8"WEIGHT
170AGE
32

BORN: 6/9/80

MLB SERVICE TIME: 5 Years, 53 Days

BIRTHPLACE: Slidell, LA

ACQUIRED: Signed as ML Free Agent 11/20/12

RESIDES: Baton Rouge, LA

2012: Started spring training with the San Francisco Giants but was released on March 30...Signed with the Phillies on April 13 and was assigned to Triple-A Lehigh Valley, where he played 16 games and hit .308 (16-for-52) before being selected by the Phillies on May 14...Appeared in 47 games (22 starts; 13-2B, 9-3B) and hit .289 (28-for-97) with Philadelphia before being designated for assignment on Aug. 1.

CAREER HIGHLIGHTS

2011: Hit .227 (50-for-220) with 4 HR and 21 RBI in 85 games for the Giants...Placed on the DL from May 26 - July 8 with a left groin strain...Played 10 rehabilitation games with Triple-A Fresno.

2010: Began the year with the Cubs and hit .284 (48-for-169) before being traded to the eventual World Champion Giants on Aug. 11 in exchange for minor league OF Evan Crawford...The Cubs were playing at SF at the time, so Fontenot simply switched locker rooms to join his new team...Went a combined 3-for-14 in the NLDS (vs. Atlanta) and NLCS (vs. Philadelphia) and was on the 25-man roster for the World Series when the Giants broke their 56-year championship drought.

2009: Played in 135 games (100 starts) for the Cubs in his second full season in the Majors...Collected a career-high 43 RBI.

2008: Made his first Opening Day roster...Hit a career-best .305 (74-for-243) with 9 HR and 40 RBI in 119 games with the Cubs.

2007: Began the year with Triple-A Iowa but had two stints with the Cubs and was in the Majors from June 9 through season's end...First Major League hit came May 15 at NYM, a double off Ambiorix Burgos...Posted a .297 (54-for-182) avg. vs. RHP but just .212 (11-for-52) vs. LHP.

2005: Acquired by the Cubs from the Orioles on Feb. 2 along with RHP Dave Crouthers and OF Jerry Hairston Jr. in exchange for OF Sammy Sosa...Opened the season with Iowa but made his Major League debut on April 13 vs. SD as a pinch-runner...Appeared in 7 games with the Cubs over 2 stints.

NOTE-A-BULLS

- Has spent parts of seven seasons in MLB and has spent time at 2B (303), 3B (89) and SS (55).
- Selected in the first round (19th overall) by Baltimore in the 2001 MLB Amateur Draft out of Louisiana State University where he won the 2000 College World Series.
- College teammates with RHP Brian Wilson and INF Ryan Theriot, who Mike teamed up with later in his professional career.

CAREER STATISTICS

YEAR	CLUB	AVG	G	AB	R	H	2B	3B	HR	RBI	SF	HB	BB	SO	SB	CS	GDP	SLG	OBP	E	
2002	Frederick	.264	122	481	61	127	16	4	8	53	9	5	10	42-1	117	13	9	3	.364	.333	25
2003	Bowie	.325	126	449	63	146	24	5	12	66	4	4	8	50-3	89	16	5	6	.481	.399	18
2004	Ottawa	.279	136	524	73	146	30	10	8	49	4	5	9	48-0	111	14	7	9	.420	.346	22
2005	Iowa	.272	111	379	60	103	22	10	6	39	3	2	6	59-3	77	3	2	4	.430	.377	13
	Chicago-NL	.000	7	2	4	0	0	0	0	0	0	0	1	2-0	0	0	0	0	.000	.600	0
2006	Iowa	.296	111	362	54	107	28	2	8	36	2	5	2	47-2	64	5	4	4	.450	.375	11
2007	Iowa	.336	55	211	46	71	17	4	6	34	2	1	1	16-2	32	3	1	10	.540	.384	4
	Chicago-NL	.278	86	234	32	65	12	4	3	29	1	3	0	22-0	43	5	4	5	.402	.336	8
2008	Chicago-NL	.305	119	243	42	74	22	1	9	40	3	1	3	34-2	51	2	0	1	.514	.395	1
2009	Chicago-NL	.236	135	377	38	89	22	2	9	43	0	5	2	35-4	83	4	1	7	.377	.301	7
2010	Chicago-NL	.284	75	169	14	48	11	3	1	20	1	2	3	10-0	28	1	2	3	.402	.332	6
	San Francisco	.282	28	71	10	20	2	0	0	5	0	0	0	5-0	13	0	2	0	.310	.329	3
2011	San Francisco	.227	85	220	22	50	15	3	4	21	2	4	1	25-3	48	5	1	3	.377	.304	7
	Fresno	.219	10	32	5	7	0	0	1	3	0	0	0	5-0	4	0	0	2	.313	.324	0
2012	Lehigh Valley	.308	16	52	5	16	6	0	1	7	1	0	0	5-0	11	0	0	1	.481	.368	0
	Philadelphia	.289	47	97	13	28	2	0	1	5	0	0	1	7-2	23	0	1	2	.340	.343	5
	Minor League Totals	.290	687	2490	367	723	143	35	50	287	25	22	36	272-11505	54	28	39		.436	.366	93
	Major League Totals	.265	582	1413	175	374	86	13	27	163	7	15	11	140-11289	17	11	21		.401	.332	37



CATCHER

CHRIS GIMENEZ



BATS RIGHT	THROWS RIGHT	HEIGHT 6'2"	WEIGHT 220	AGE 30
BORN: 12/27/82		MLB SERVICE TIME: 2 Years, 117 Days		
BIRTHPLACE: Gilroy, CA		ACQUIRED: Selected as M.L. Free Agent 2/16/12		
RESIDES: Reno, NV		 FOLLOW HIM @ChrisGimenez5		

2012: The backstop completed his fourth Major League season where he split the year between Triple-A Durham and the Rays... Played in 42 games (31 starts at catcher) over two stints in the Majors: April 15–May 28 and Sept. 1 through season's end... Batted .221 (19-for-86) with 6 RBI in 35 games at the Major League level... In his first stint with the Rays, Chris appeared in 24 games (21 starts, all at catcher) from April 15–May 2 where he hit .191/.236/.206 (13-for-68) during that stretch... Selected from Durham on April 15 to replace injured catcher Jose Lobaton... Made his Rays debut that day in Boston, going 2-for-4 with two singles.

CAREER HIGHLIGHTS

2011: Selected by the Seattle Mariners on April 10 after catcher Adam Moore was placed on the 60-day DL... Hit .203 (12-for-59) in 24 games... Played 20 games at catcher (17 starts), 3 in LF (1 start) and 2 at 1B (2 starts)... Threw out 6 of 20 attempted base stealers (30 percent) and did not have a passed ball in 152.0 innings behind the plate... Placed on the DL from June 29–Sep 1 with a strained left oblique... Appeared in 13 games on a rehab assignment with Tacoma from Aug 12-31... Designated for assignment on Feb. 7.

2010: Split the season between Cleveland and Triple-A Columbus... Made 19 starts at catcher and played 2 games in the OF for the Indians... Spent the first three months of the season with Columbus, making appearances in the OF (34), at C (18) 1B (3) and 3B (1)... Signed with the Mariners as a minor league free agent after the season.

2009: Began the year at Columbus and spent the last four months of the season with Cleveland after his recall on May 31 when Grady Sizemore went on the DL... Made his MLB debut on June 3 at MIN and collected his first MLB hit and HR June 4 at MIN off Scott Baker... Appeared in 18 games at 1B (13 starts), 14 games in LF (9 starts), 8 games at C (6 starts) and 7 games in RF (4 starts).

2008: Split the season between Double-A Akron and Triple-A Buffalo, combining to hit .304 (113-for-372) with 24 2B, 9 HR and 45 RBI in 109 games... His .304 avg. was the 2nd-highest in the Indians system.

2007: Spent most of the season at Single-A Kinston where his team-high 20 HR tied for 3rd-best in the Carolina League... Ranked 2nd in the Indians farm system with 26 HR and a .526 SLG... Named a CL Mid-Season All-Star and won the HR derby.


2004: Made his pro debut at Short-A Mahoning Valley... Led the New York-Penn League in total bases (137), SLG (.527), 2B (23) XBH (36) and ranked 2nd in OBP (.419), 4th in HR (10) and 5th in hits (78)... Named a NYPL Postseason All-Star.

NOTE-A-BULLS

- Resides in Reno, Nevada with his wife, Kellie.
- Played three years of baseball at the University of Nevada-Reno... Named First Team All-WAC in 2003 as a sophomore and 2nd Team All-WAC in 2004 as a junior.


CAREER STATISTICS

YEAR	CLUB	AVG	G	AB	R	H	2B	3B	HR	RBI	SH	SF	HB	BB-I	SO	SB	CS	GDP	SLG	OBP	E
2004	Mahoning Valley	.300	71	260	40	78	23	3	10	38	1	24	30-1	62	2	2	3		.527	.419	11
2005	Lake County	.234	112	384	54	90	24	1	13	66	2	4	25	48-0	90	4	3	4	.404	.354	13
2006	Lake County	.255	91	329	55	84	25	1	11	40	1	5	26	33-1	72	6	8	8	.438	.364	7
2007	Kinston	.283	83	269	56	76	14	1	20	54	2	3	8	50-0	55	3	2	3	.565	.406	4
	Akron	.221	30	113	20	25	6	0	6	12	0	0	1	9-0	31	1	0	1	.434	.285	4
2008	Akron	.339	55	177	46	60	15	1	6	26	1	2	1	52-3	33	0	1	7	.537	.487	4
	Buffalo	.272	54	195	23	53	9	1	3	19	3	4	4	23-1	60	2	1	4	.374	.354	0
2009	Columbus	.235	39	136	20	32	8	0	6	15	2	1	3	15-1	40	0	0	4	.426	.323	1
	Cleveland	.144	45	111	12	16	2	0	3	7	1	0	0	17-0	36	1	1	3	.243	.256	1
2010	Columbus	.276	55	196	32	54	10	0	9	32	2	1	0	20-0	38	1	1	5	.464	.341	2
	Cleveland	.190	28	58	6	11	5	0	1	8	1	0	0	8-0	22	0	0	1	.328	.288	1
2011	Seattle	.203	24	59	6	12	1	0	1	6	0	1	0	10-0	13	0	1	1	.271	.314	0
	Tacoma	.265	13	49	8	13	1	0	1	4	0	0	0	7-0	13	0	1	2	.347	.357	1
2012	Durham	.310	71	261	39	81	15	0	10	49	0	4	3	33-3	57	0	3	7	.483	.389	2
	Tampa Bay	.260	42	100	10	26	4	0	1	9	1	0	0	8-0	24	0	0	4	.330	.315	3
	Minor League Totals	.273	674	2369	393	646	150	8	95	355	14	25	95	320-10	55119	22	48		.463	.378	53
	Major League Totals	.198	139	328	34	65	12	0	6	30	3	2	0	43-0	95	1	2	9	.290	.290	5



RIGHT-HANDED PITCHER

TAYLOR GUERRERI

BATS RIGHT	THROWS RIGHT	HEIGHT 6'3"	WEIGHT 195	AGE 20
BORN: 12/1/92		MLB SERVICE TIME: None		
BIRTHPLACE: Augusta, GA		ACQUIRED: Selected in 1st Round of 2011 Draft		
RESIDES: Sebastian, FL		 FOLLOW HIM @TAYLORG1201		

2012: *Baseball America* ranked him as the No. 3 prospect in the Rays system entering 2013, as well as, the Best Curveball and Best Control in the organization...Did not walk a right-handed batter during the 2012 season... Rated by *Baseball America* as the top prospect in the New York-Penn League...Named a NYPL Mid-Season All-Star...Walked just 5 batters in 52.0 innings pitched...Named MiLB.com Organizational All-Star...Selected as the Topps NYP Player of the Year.

CAREER HIGHLIGHTS

2011: Selected by the Tampa Bay Rays in the first round of the 2011 MLB Amateur Draft with the 24th overall pick. The righty posted a 6-1 record, including a stellar 1.10 ERA as a senior...He allowed 24 hits alongside 72 strikeouts to 23 walks in 51.0 innings and batted .507 with 9 HR in 75 at-bats...*Baseball America* rated him as the 10th-best prospect entering the draft even though he did not make their high school All-American team... RHP was the first of 10 first-rounders for Tampa Bay in 2011, preceding Mikie Mahtook, Jake Hager, Brandon Martin, Tyler Goeddel, Jeff Ames, Blake Snell, Kes Carter, Grayson Garvin and James Harris.

NOTE-A-BULLS

- The first of 11 Rays draft picks before the second round in 2011.
- Participated in the Rays Winter Development Program in January.
- Ranked by *Baseball America* as the No. 4 prospect in the Rays system entering 2012.
- Rated the No. 10 overall prospect and the No. 7 pitcher by *Baseball America* and the Best Fastball among high school pitchers in the 2011 June Draft.
- Committed to the University of South Carolina before signing with the Rays.

CAREER STATISTICS

YEAR	CLUB	W	L	ERA	G	GS	CG	SHO	SV	IP	H	R	ER	HR	HB	BB-I	SO	WP	BK
2012	Hudson Valley	1	2	1.04	12	12	0	0	0	52.0	35	7	6	0	4	5	45	3	1
Minor League Totals		1	2	1.04	12	12	0	0	0	52.0	35	7	6	0	4	5	45	3	1



OUTFIELDER

BRANDON GUYER



BATS RIGHT	THROWS RIGHT	HEIGHT 6'2"	WEIGHT 210	AGE 27
BORN: 1/28/86		MLB SERVICE TIME: 1 Year, 7 Days		
BIRTHPLACE: West Chester, PA		ACQUIRED: Acquired from Chicago Cubs 1/8/11		
RESIDES: Gaithersburg, MD		 FOLLOW HIM @BrandonGoyer		

2012: Missed the final 4 months of the season after undergoing surgery to repair a torn labrum in his left shoulder on May 31...The surgery was performed by Dr. James Andrews in Birmingham, Alabama...Recalled from Triple-A Durham on May 9 and played in 3 games (2 starts, both in LF) before going on the DL on May 16...His lone hit was a HR in his last game on May 12 at BAL, a solo shot off Orioles LHP Brian Matusz...Hit 2 of his 3 career HR at Camden Yards...Opened the season with Durham and played in 22 games, primarily in RF and CF...Batted .294 (25-for-85) for Durham, including a .421 (16-for-38) mark over his last 10 games beginning April 18, raising his avg. from .191...On April 19 at Pawtucket (Red Sox) went 5-for-6 with 3 RBI and fell a double short of the cycle.

CAREER HIGHLIGHTS

2011: Saw three stints in the Majors, his first big league experience, and spent the remainder of the season in Triple-A Durham...Made his MLB debut on May 6 at BAL before he was optioned to Durham the next day... In his first MLB plate appearance, he blasted a 2-run HR off LHP Zach Britton joining pitcher Esteban Yan (June 4, 2000 at NYM) as the only Rays to homer in their first MLB plate appearance... Became the first player ever to homer in his first at-bat at Camden Yards...Brandon was the 108th player in MLB history to homer in his first at-bat...Named to the International League Mid-Season All-Star Team...Batted .312 (121-for-388) in 107 games for Durham, finishing 5th in the IL batting race and 3rd among Rays minor leaguers... Played all 3 OF positions (55-RF, 36-CF, 17-LF)... Ranked 4th in the IL in OBP (.384), 5th in SLG (.521), 6th in OPS (.905) and tied teammate Russ Canzler for 2nd in the IL with 78 runs scored...Ranked by *Baseball America* as the No. 11 prospect in the Rays system.

2010: Named the Chicago Cubs 2010 Minor League Player of the Year after spending the entire season at Double-A Tennessee...Hit .344 (127-for-369) with 13 HR and 30 SB...Played all three OF positions, seeing the most action in RF and LF...Led the Southern League in SLG (.588) and ranked 2nd in BA, 3rd in 2B (39), 4th in XBH (58) and 5th in OBP (.398)...Named the No. 10 prospect and Best Defensive Outfielder in the Cubs organization by *Baseball America*, a Topps Double-A All-Star and a SL All-Star...At the All-Star break, he led the SL with a .424 avg. (72-for-170), 26 2B and a .724 SLG.

2009: Compiled a .282 avg. (128-for-454) with 62 R, 28 2B, 46 RBI and 30 SB in 130 games between Tennessee and Single-A Daytona.

NOTE-A-BULLS

- Drafted out of the University of Virginia after playing three seasons for the Cavaliers...Played with Nationals 3B Ryan Zimmerman as a freshman...Brandon majored in Sociology.
- Three-time letterman in both baseball and football at Herndon (Va.) High School... As a third baseman, named First Team All-Metro and Second Team All-State...As a high school RB and LB, named a Second Team All-State selection as a senior...Scored 7 TD's during the Homecoming game his senior year.
- Brandon is married to Lindsay Murphy, a sports anchor for Fox 5 in Washington, D.C....They met when she came to interview him after his 26-game hit streak at the University of Virginia was snapped...Following the interview, he won a bet with his teammates over whether he would ask her on a date...Lindsay barely missed Brandon's HR in his very first MLB plate appearance...That night, she drove an hour to Camden Yards following her shift as sports anchor on the 6:00 news...She had just pulled into the parking lot and was listening on the radio when he homered.
- His father, Ray, is a former semi-pro tennis player who now works for Exxon Mobil.

CAREER STATISTICS

YEAR	CLUB	AVG	G	AB	R	H	2B	3B	HR	RBI	SH	SF	HB	BB-	BB+	SO	SB	CS	GDP	SLG	OBP	E
2007	AZL Cubs	.222	17	72	10	16	4	1	1	5	0	0	4	5-0	16	6	2	0	.347	.309	1	
	Boise	.268	19	71	9	19	1	0	0	14	7	1	3	6-0	9	5	0	0	.282	.346	2	
2008	Peoria	.269	88	327	55	88	27	3	14	38	1	3	13	19-0	63	22	7	8	.498	.331	4	
	Tennessee	.190	57	189	22	36	12	2	1	14	2	2	10-1	33	7	5	3		.291	.236	2	
2009	Daytona	.347	73	265	40	92	16	3	2	32	0	8	8	24-1	34	23	2	3	.453	.407	2	
	Tennessee	.344	102	369	76	127	39	6	13	58	5	2	7	27-1	51	30	3	6	.588	.398	3	
2010	Durham	.312	107	388	78	121	29	5	14	61	6	2	12	35-1	79	16	6	8	.521	.384	2	
	Tampa Bay	.195	15	41	7	8	1	0	2	3	1	0	0	1-0	9	0	0	1	.366	.214	0	
2012	Durham	.294	22	85	9	25	3	1	1	1	3	1	13	7-0	15	2	0	2	.459	.365	0	
	Tampa Bay	.143	3	7	2	1	0	0	1	1	0	0	0-0	1	0	0	0	0	.571	.143	1	
Minor League Totals		.297	485	1766	299	524	131	21	48	235	22	19	52	133-4	300	111	25	30	.476	.360	16	
Major League Totals		.188	18	48	9	9	1	0	3	4	1	0	0	1-0	10	0	0	1	.396	.204	1	



RIGHT-HANDED PITCHER

WILL INMAN



BATS RIGHT	THROWS RIGHT	HEIGHT 5'11"	WEIGHT 220	AGE 26
-----------------------------	-------------------------------	-------------------------------	-----------------------------	-------------------------

BORN: 2/6/87	MLB SERVICE TIME: None
BIRTHPLACE: Danville, VA	ACQUIRED: Signed as ML Free Agent 11/28/12
RESIDES: Danville, VA	

 FOLLOW HIM @winman87

2012: Signed with the Boston Red Sox organization as a minor league free agent and spent the season pitching out of the bullpen for Triple-A Pawtucket...Inman was a perfect 6-for-6 in save opportunities last year.

CAREER HIGHLIGHTS

2011: Began the season in the rotation and made 17 starts overall for Triple-A Tucson (Padres)...25 of his last 27 appearances came out of the bullpen, his first relief work since 2006...Tied for 6th in the Pacific Coast League with 120 SO...Allowed 16 HR, but just 1 in his last 18 relief appearances following the All-Star break.

2010: Made 11 starts with Triple-A Portland (Padres) before being placed on the DL on June 18 with a right elbow strain...Underwent Tommy John surgery and missed the remainder of the season.

2009: Started the season with Double-A San Antonio (Padres) and went 4-1 with a 3.05 ERA (44.1 IP, 15 ER) before making his Triple-A debut with Portland on May 22...Finished the year in Double-A and allowed just 1 HR in his final 7 starts with San Antonio...Led the Missions with a 1.04 WHIP and ranked 2nd with a .218 opp avg.

2008: Spent the entire season with San Antonio...Named to the Texas League Mid-Season and Postseason All-Star teams, respectively...Led the Texas League with 140 SO and tied for 2nd with 28 starts...Ranked 2nd among qualifying starters in opp avg. (.234) and 4th in ERA (3.52)...Pitched for the U.S. Team in the Futures Game at Yankee Stadium and tossed a scoreless inning of relief.

2007: Compiled a 3.28 ERA while setting a career-high with 159.1 IP and 180 SO between three teams and two organizations...Started the year with the Brewers organization and was acquired by San Diego in a 4-player deal on July 25 that sent RHP Scott Linebrink to Milwaukee.

2006: Led Single-A West Virginia (Brewers) with 10 wins, 134 SO and a 1.71 ERA in 23 appearances (20 starts) as the staff's youngest pitcher...Led qualifying South Atlantic League starters with 10.71 K/9 IP...Ranked as the No. 3 prospect in the Brewers system by *Baseball America*.

2005: Combined to go 6-0 with a 1.91 ERA (47 IP, 10 ER) and 59 SO between Rookie-level Helena and the Arizona League Brewers amidst his first professional season.

NOTE-A-BULLS

- Selected by the Brewers in the third round of the 2005 MLB Amateur Draft.
- Attended Tunstall (Va.) High School.
- Owns a career 48-48 record with a 3.67 ERA and has averaged 9.16 K/9 IP (830.1 IP, 845 SO).
- Pitched at the Triple-A level in each of the last four seasons.

CAREER STATISTICS

YEAR	CLUB	W	L	ERA	G	GS	CG	SHO	SV	IP	H	R	ER	HR	HB	BB-I	SO	WP	BK
2005	AZL Brewers	0	0	0.00	1	0	0	0	0	2.0	0	0	0	0	0	1-0	1	0	0
	Helena	6	0	2.00	13	5	0	0	1	45.0	29	11	10	5	3	11-0	58	6	0
2006	West Virginia	10	2	1.71	23	20	0	0	0	110.2	75	22	21	3	9	24-0	134	5	0
2007	Brevard County	4	3	1.72	13	13	0	0	0	78.2	56	17	15	4	3	23-0	98	2	0
	Huntsville	1	5	5.45	8	8	0	0	0	39.2	38	24	24	7	3	16-0	42	2	0
	San Antonio	3	3	4.17	7	7	0	0	0	41.0	33	19	19	6	1	19-0	40	1	0
2008	San Antonio	9	8	3.52	28	28	2	1	0	135.1	119	67	53	10	6	71-0	140	5	4
2009	San Antonio	6	5	3.40	15	15	0	0	0	87.1	71	36	33	5	8	20-0	59	3	0
	Portland	1	4	6.71	12	12	0	0	0	63.0	83	49	47	15	3	25-1	41	1	0
2010	Portland	2	4	3.61	11	11	1	0	0	62.1	54	31	25	7	3	27-1	52	3	0
2011	Tucson	5	11	6.15	42	17	0	0	0	117.0	139	91	80	16	3	57-2	120	9	0
2012	Pawtucket	1	3	2.23	35	0	0	0	6	48.1	35	14	12	3	3	34-1	60	2	1
Minor League Totals		48	48	3.67	208	136	3	1	7	830.1	732	381	339	81	45	328-5	845	39	5



OUTFIELDER
KEVIN KIERMAIER

BATS LEFT	THROWS RIGHT	HEIGHT 6'1"	WEIGHT 195	AGE 22
BORN: 4/22/90		MLB SERVICE TIME: None		
BIRTHPLACE: Fort Wayne, IN		ACQUIRED: Selected in 31st round of 2010 Draft		
RESIDES: Fort Wayne, IN				

2012: Voted by the Rays as the Best Defensive Player in the organization...Hit .348 (24-for-69) with a .444 OBP and 7 SB in 23 games with the Phoenix Desert Dogs in the Arizona Fall League. Entered the season ranked by *Baseball America* as the Best Defensive Outfielder in the Rays farm system (2011)...In 3 seasons of professional baseball, has made just 16 total errors.

CAREER HIGHLIGHTS

2011: The *Baseball America* Prospect Handbook rated Kiermaier as 26th-best prospect in the Rays' organization in the spring...Led the Hot Rods with 8 triples.

2010: Batted .303 (66-for-218) with more XBH (17) than RBI (16) as he once again led his team, Princeton, in triples (7) while he stole 17 bases and committed just 3 errors total for the season.

NOTE-A-BULLS

- Kiermaier set several school records at Parkland (Illinois) Junior College and was named MVP of the Division II JUCO World series in 2009, as Parkland won the National Championship.
- Parkland is the Junior College for the University of Illinois (Champaign-Urbana), located just minutes from the campus...Parkland is widely known nationally as one of the biggest Junior College baseball powerhouses, competing yearly for the National Championship.
- Kevin then committed to a baseball scholarship at Purdue University before the Rays selected him in the 31st round of the 2010 MLB Amateur Draft, via scout Tom Couston.

CAREER STATISTICS

YEAR	CLUB	AVG	G	AB	R	H	2B	3B	HR	RBI	SF	SH	HB	BB	SO	SB	CS	GDP	SLG	OBP	E
2010	Princeton	.303	57	218	44	66	8	7	2	16	0	1	3	24	54	17	5	4	.380	.431	3
2011	Bowling Green	.241	120	402	54	97	11	8	4	39	3	9	8	37	99	27	10	3	.316	.338	8
2012	Charlotte	.260	57	177	16	46	7	6	0	12	0	7	2	26	38	10	4	1	.361	.367	4
	GCL Rays	.167	2	6	0	1	0	0	0	0	0	0	0	0	2	0	0	0	.167	.167	1
	Durham	.333	4	9	2	3	0	0	0	1	0	0	0	3	1	0	0	0	.500	.333	0
Minor League Totals		.262	812	116	213	26	21	6	68	90	194	54	19	194	54	19	8	8	.344	.368	16



INFIELDER

HAK-JU LEE

BATS
LEFTTHROWS
RIGHTHEIGHT
6'2"WEIGHT
170AGE
22

BORN: 11/4/90

MLB SERVICE TIME: None

BIRTHPLACE: Jeonju, South Korea ACQUIRED: Acquired from Chicago Cubs on 1/8/11

RESIDES: Kyonggi-Do, South Korea

2012: Spent the duration of the season with Double-A Montgomery, where he hit .261 (124-for-475) with 4 HR, 37 RBI, 10 3B and 37 SB...Despite suffering a season-ending oblique strain on Aug. 11, he was named to the Southern League Postseason All-Star Team...Stole 37 bases, tied for 4th most in the Southern League...Ranked 2nd in the Rays organization in SB behind Ryan Brett (48) and was named Best Base Runner in the Rays system by the Baseball Operations staff following the season...Set Biscuits franchise records with a 21-game hit streak (June 17–July 11) and a 46-game on-base streak (June 13–Aug 3)...The on-base streak broke the previous mark of 37 by Evan Longoria in 2007...During that stretch, Lee hit .308 (60-for-195) with a .387 OBP...Recorded 10 triples, tied for 3rd most in the Southern League...Led all Southern League SS in fielding pct. (.954)...Committed 24 errors in 115 games...Batted .278/.360/.405 (85-for-306) vs. RHP compared to .231/.290/.278 against LHP...Played for Phoenix of the Arizona Fall League, appearing in 20 games (16-SS, 4-DH)...Started at SS for the West Team in the AFL Rising Stars Game and went 1-for-3 with an RBI single...Rated by *Baseball America* as the No. 4 prospect in the Rays organization entering the 2013 season, as well as their 2nd-best position player prospect after OF Wil Myers...Rated as the No. 8 prospect in the Southern League in 2012.

CAREER HIGHLIGHTS

2011: Split the season between Single-A Charlotte and Double-A Montgomery, earning a promotion on Aug. 11... His 15 triples were 6th among all minor leaguers and the most ever by a Rays farmhand...Combined to hit .292 (146-for-500) with 17 2B, 15 3B, 5 HR, 30 RBI and 33 SB...Named a Mid-Season and Postseason Florida State League All-Star, including being named Charlotte's team MVP...Tied for 2nd in the FSL in triples (11), 3rd in avg. (.318), 8th in SB (28) and 9th in OBP (.389)...Named the Most Exciting Player, Best Batting Prospect, Fastest Base Runner and Best Defensive Shortstop in the FSL by *Baseball America* after the season, alongside the organization's Fastest Base Runner and Best Defensive Infielder entering 2012...Started at SS in his second straight XM Futures Game in June at Chase Field in Arizona.

2010: Spent the entire season with Single-A Peoria (Chicago Cubs)...Selected to the Midwest League All-Star Team and the 2010 XM All-Star Futures Game...Ranked as the No. 4 prospect in the Cubs system by *Baseball America* entering the 2011 season and the Best Hitter for Average in the system by *Baseball America's* Best Tools Survey.


2009: Spent the season with Single-A Boise and was named a Topps Short-Season/Rookie All-Star and a Northwest League Postseason All-Star...Named the top prospect in the NWL by *Baseball America* following the season.

NOTE-A-BULLS

- Signed by the Cubs as a non-drafted free agent at age 17 on May 29, 2008.
- Lee has recorded a .296 avg., .368 OBP and 90 SB over his three professional season and raised his fielding percentage in each of his three seasons from .919 in 2009 to .939 in 2010 and .967 in 2011.
- Ranked by ESPN.com's Keith Law as the No. 12 overall prospect in baseball entering this season.
- Lee is vying to become just the third Korean-born position player in MLB history...OF Shin-Soo Choo (2005–present) and 1B Hee-Seop Choi (2002-05) are the only two to reach the big leagues...Meanwhile, 11 Korean-born pitchers have spent time in the Majors.
- Teammates describe him as possessing advanced karate skills.
- Hak-Ju is a gifted singer, as evidenced by the YouTube video “Hak-Ju Lee Serenade,” filmed in Boise in 2009...Also known for his pre-game dance ritual in minor league dugouts.
- Hak-Ju began playing baseball when he was 11 years old...A coach at his school noticed his athleticism on the soccer field and invited him to try his hand on the diamond.

CAREER STATISTICS

YEAR	CLUB	AVG	G	AB	R	H	2B	3B	HR	RBI	SH	SF	HB	BB-I	SO	SB	CS	GDP	SLG	OBP	E
2009	Boise	.330	68	264	56	87	14	2	2	33	6	2	1	31-1	50	25	8	3	.420	.399	27
2010	Peoria	.282	122	485	85	137	22	4	1	40	11	5	49-0	86	32	7	7	.351	.354	34	
2011	Charlotte	.318	97	400	82	127	16	11	4	23	7	0	5	42-3	72	28	14	3	.443	.389	16
	Montgomery	.190	24	100	16	19	1	4	1	7	0	2	1	11-0	22	5	2	0	.310	.272	2
2012	Montgomery	.261	116	475	68	124	15	10	4	37	4	1	3	51-1	102	37	9	9	.360	.336	24
Minor League Totals		.287	427	1724	307	494	68	31	12	140	28	6	15	184-5	332	127	40	22	.383	.359	103



LEFT-HANDED PITCHER

ADAM LIBERATORE

BATS LEFT	THROWS LEFT	HEIGHT 6'3"	WEIGHT 225	AGE 25
BORN: 5/12/87		MLB SERVICE TIME: None		
BIRTHPLACE: Bellflower, CA		ACQUIRED: Selected in 21st round of 2010 Draft		
RESIDES: Monaca, PA				

2012: Combined to go 4-5 with a 2.47 ERA (73 IP, 20 ER) in 49 relief appearances as he split the season between Double-A Montgomery and Triple-A Durham...Started the season with Montgomery and recorded a career-high 8 saves...Transferred to Durham and pitched a scoreless inning on April 14 before rejoining Montgomery two days later...Recorded 4 or more outs in 22 of his 33 appearances for the Biscuits...Promoted to Durham on June 22 and finished the season with the Bulls...13 of his 15 appearances in his second Triple-A stint were scoreless outings.

CAREER HIGHLIGHTS

2011: Spent the season with Single-A Charlotte and registered a 6-5 record with a 3.09 ERA and 70 SO over a career-high 90.1 innings pitched...Recorded 4 or more outs in 31 of his 38 appearances...In his first 6 appearances of the season (April 8-27), Adam yielded 11 runs (10 ER) over 14.1 IP (6.28 ERA)...Following that stretch, Liberatore pitched to a 1.65 ERA (60 IP, 11 ER) with 50 SO over his next 23 outings...Amassed a 1-3 mark with a 5.63 ERA (16 IP, 10 ER) over his final 9 appearances...Went 2-0 with a 2.93 ERA (15.1 IP, 5 ER) and 15 SO in 10 appearances with the Surprise Saguaros in the Arizona Fall League.

2010: Made his professional debut with Single-A Hudson Valley after being selected in the 21st round of the 2010 MLB Amateur Draft...Allowed just 1 HR in 27.1 IP with 33 SO (10.87 K/9 IP).

NOTE-A-BULLS

- Drafted out of Tennessee Tech University where Adam went 6-4 with a 5.30 ERA (74.2 IP, 44 ER) and 74 SO in 13 appearances (12 starts) with the Golden Eagles in 2010.
- Underwent Tommy John surgery in 2009 after just 3 starts, but compiled a 2-0 record and did not allow a run in 17 IP, with 21 SO to just 6 BB.
- Posted a 2.78 ERA over three minor league seasons...Allowed just 8 HR in 190.2 IP (23 IP per/HR) and will spend his first spring in 2013 Major League camp this season.


CAREER STATISTICS

YEAR	CLUB	W	L	ERA	G	GS	CG	SHO	SV	IP	H	R	ER	HR	HB	BB-I	SO	WP	BK
2010	Hudson Valley	2	1	2.63	17	0	0	0	2	27.1	32	12	8	11	1	2-0	33	3	0
2011	Charlotte	6	5	3.09	38	1	0	0	1	90.1	88	34	31	3	4	31-4	70	4	0
2012	Montgomery	3	4	2.94	33	0	0	0	8	52.0	53	18	17	4	6	20-1	27	1	0
	Durham	1	1	1.29	16	0	0	0	1	21.0	18	3	3	0	0	8-0	21	4	0
Minor League Totals		12	11	2.78	104	1	0	0	12	190.2	191	67	59	8	11	71-5	151	12	0



RIGHT-HANDED PITCHER

JOSH LUEKE



BATS	THROWS	HEIGHT	WEIGHT	AGE
RIGHT	RIGHT	6'5"	220	28

BORN: 12/5/84	MLB SERVICE TIME: 109 Days
BIRTHPLACE: Covington, KY	ACQUIRED: From Seattle Mariners 11/27/11
RESIDES: Tampa, FL	

2012: Made his first Opening Day roster with RHP Kyle Farnsworth on the DL...Spent remainder of the season with Triple-A Durham, where he went 2-6 with 2 saves and a 5.59 ERA (67.2 IP, 42 ER) in 42 appearances... Made his Rays debut on April 7 vs. NYY, entering an 8-3 game in the 8th inning and surrendered 3 R/1 ER in 1.1 IP...Recalled on May 15 and then optioned May 19 after working a perfect 9th inning on May 18 vs. ATL (1 IP, 2 SO) in a 5-3 loss...Recorded 71 SO to 17 BB for Durham in 67.2 IP...Beginning June 26, he totaled 42 SO and only 4 BB...In July he went 1-0 with a 0.55 ERA (16.1 IP, 1 ER) over 8 games.

CAREER HIGHLIGHTS

2011: Saw his first action in the Major Leagues after making the Mariners Opening Day roster...Made 25 relief appearances over two stints with Seattle, then was optioned to Triple-A Tacoma on April 24...Recalled from Tacoma on July 21 and remained in the Majors through season's end, compiling a 3.42 ERA (26.1 IP, 10 ER) in 17 appearances with 21 SO and 7 BB...Posted a 2.12 ERA (17 IP, 4 ER) when working at least 2 innings... Did not allow a run over his last 7.2 innings (4 games) and did not allow a run in 7 of his last 8 appearances... Made his MLB debut on April 3 at OAK where he struck out the first batter he faced (Cliff Pennington)...Recorded his first MLB win April 11 vs. TOR with a perfect 9th inning in the Mariners 8-7 comeback win after trailing 7-0...Named to the Pacific Coast League Mid-Season All-Star Team...Over 5 minor league seasons, Lueke has compiled a 3.11 ERA with 38 saves and averaged 10.68 K/9 IP (220 IP, 261 SO).

2010: Combined to go 5-2 with 17 saves and a 1.86 ERA (63 IP, 13 ER) in 4 stops between the Rangers and Mariners organizations...Amassed 94 SO and only 15 BB in 63 innings...His average of 13.43 K/9 IP ranked 7th among minor league relievers...Opened the season at Single-A Hickory (Rangers) and posted 10 saves and a 0.46 ERA (19.2 IP, 1 ER) before a May 21 promotion to Double-A Frisco...Acquired by the Mariners on July 9 in a six-player trade involving Cliff Lee...Made 6 scoreless appearances (7.1 IP, 4 H, 0 BB, 14 SO) and was promoted to Triple-A Tacoma on July 31...Made 3 scoreless postseason appearances for the Rainiers and collected 2 saves...Pitched in the Arizona Fall League for the Peoria Javelinas...Made 10 appearances, going 0-1 with 2 saves and a 0.79 ERA (11.1 IP, 1 ER)...Participated in the MLB Rookie Career Development Program.

2009: Placed on restricted list on May 28 for the remainder of the season.

2008: Began the 2008 season with Single-A Clinton and was promoted to Bakersfield on April 28... Combined to go 3-7 with a 4.67 ERA (69.1 IP, 36 ER) with 3 saves in 43 appearances...Made his professional debut in 2007 with Single-A Spokane (Rangers) in the Northwest League and moved to Clinton after 2 scoreless appearances... Combined for a .223 opp avg. (31-for-139).

NOTE-A-BULLS

- Began his collegiate career at St. Catharine College (Ky)...Transferred to Northern Kentucky University where he was used primarily as a starter...Graduated from Scott High School in Taylor Mill, KY.
- Enjoys hunting, fishing and poker...Josh hunts and fishes often on a 900-acre plot of land in Kentucky, owned by a friend, and hopes to take a trip next offseason to Idaho, Wyoming or Montana.
- Majored in Computer Science in college.

CAREER STATISTICS

YEAR	CLUB	W	L	ERA	G	GS	CG	SHO	SV	IP	H	R	ER	HR	HB	BB-1	SO	WP	BK
2007	Spokane	0	0	0.00	2	0	0	0	0	2.2	2	0	0	0	1	0-0	6	0	0
	Clinton	0	3	3.34	20	0	0	0	6	35.0	29	19	13	4	3	10-0	31	3	0
2008	Clinton	1	1	2.61	8	0	0	2	10.1	10	3	3	0	1	2-0	12	1	0	
	Bakersfield	2	6	5.03	35	0	0	1	59.0	65	39	33	6	4	16-0	72	3	0	
2009	Bakersfield	0	1	1.17	4	0	0	1	7.2	5	2	1	0	0	1-0	11	1	0	
2010	Hickory	2	1	0.46	17	0	0	10	19.2	12	4	1	0	2	5-1	36	3	1	
	Frisco	1	1	3.86	15	0	0	1	18.2	18	9	8	2	0	5-0	26	2	0	
	West Tenn	1	0	0.00	6	0	6	3	7.1	4	0	0	0	0	0-0	14	0	0	
	Tacoma	1	0	2.08	12	0	0	2	17.1	14	5	4	0	0	5-0	18	1	0	
2011	Seattle	1	1	6.06	25	0	0	0	32.2	34	22	22	2	0	13-1	29	5	0	
	Tacoma	2	4	2.76	30	0	0	11	42.1	34	17	13	1	5	12-1	35	1	0	
2012	Tampa Bay	0	0	18.90	3	0	0	0	3.1	9	7	7	0	0	3-0	2	0	0	
	Durham	2	6	5.59	42	0	0	0	2	67.2	85	45	42	6	0	17-0	71	4	2
Minor League Totals		12	23	3.69	191	0	0	40	287.2	278	143	118	19	16	73-2	332	19	3	
Major League Totals		1	1	7.25	28	0	0	0	36.0	43	29	29	2	0	16-1	31	5	0	



INFIELDER

OMAR LUNA



BATS RIGHT	THROWS RIGHT	HEIGHT 5'11"	WEIGHT 165	AGE 26
BORN: 12/13/86		MLB SERVICE TIME: None		
BIRTHPLACE: Montecristy, D.R.		ACQUIRED: Signed as Free Agent 5/3/06		
RESIDES: Montecristy, D.R.				

2012: Spent the entire season with Double-A Montgomery where he batted .315 in the Southern League...In 122 games, the Dominican Republic native scored 63 runs, alongside 42 strikeouts to just 38 walks...Amassed 20 doubles and 57 total RBI for the season with Montgomery.

CAREER HIGHLIGHTS

2011: Split the season between the Single-A Florida State League Charlotte Stone Crabs and the Triple-A Durham Bulls...Began the season with the Bulls and hit .203 with 4 2B and 6 RBI...Registered two three-hit games with the Bulls on May 13 and then again on May 22...Played his first game for the Stone Crabs on June 29 when he went 0-for-4...Twice Luna recorded two doubles in a game on July 9 and August 20...Stole two bases for the Stone Crabs on July 3 when he went 2-for-4 with a run scored...In 67 at-bats against lefties in Single-A, Omar batted .328 with 3 2B as opposed to just .235 against righties.

2010: Led the Stone Crabs with 132 hits and ranked 4th in the FSL with 41 stolen bases...Named to the FSL Mid-Season All-Star Team.

2009: Led the Hot Rods in stolen bases in his first year in the Rays organization after spending 4 seasons in the Cleveland Indians farm system.

2008: Spent the entire season with the Columbus Catfish of the South Atlantic League...Played 111 games for the squad and hit .251 with a career-high 19 2B and 31 RBI.


2007: Named Princeton's Player of the Year, as he led the team in batting average (.289) and hits (67).

NOTE-A-BULLS

• The National Park, *Parque Nacional Monte Cristi*, is located in Luna's home town of Monte Cristi, Dominican Republic. The park consists of subtropical dry forest, lagoons and a 900-foot high Mesa. There are over 160 species of birds and over 10 species of reptiles that occupy the park.

CAREER STATISTICS

YEAR	CLUB	AVG	G	AB	R	H	2B	3B	HR	RBI	SH	SF	HB	BB-I	SO	SB	CS	GDP	SLG	OBP	E
2007	Princeton	.289	58	232	30	67	13	3	2	26	2	1	2	12-0	36	10	5	3	.397	.328	16
	Hudson Valley	.265	13	49	5	13	1	0	0	3	0	0	0	2-0	7	2	2	1	.286	.294	1
2008	Columbus	.251	111	390	54	98	19	2	1	31	5	1	1	16-1	58	19	10	11	.318	.282	25
2009	Charlotte	.185	76	259	26	48	6	1	0	19	5	0	0	11-0	32	5	3	11	.216	.219	13
2010	Charlotte	.083	10	24	3	2	1	0	0	3	1	0	0	1-0	3	0	0	0	.125	.120	0
	Montgomery	.250	4	8	1	2	0	0	0	0	0	0	0	0-0	1	0	0	1	.250	.250	1
	Durham	.291	40	141	15	41	6	1	1	9	5	0	1	2-0	28	3	2	4	.369	.306	7
2011	Durham	.203	56	172	15	35	4	0	0	6	3	1	3	3-0	22	1	1	4	.227	.229	4
	Charlotte	.272	48	169	19	46	10	1	0	12	1	0	4	7-0	24	6	3	5	.343	.317	8
2012	Montgomery	.315	122	470	63	148	20	3	3	57	0	3	4	38-2	42	19	7	16	.389	.369	9
Minor League Totals		.261	539	1914	232	500	80	11	7	166	22	6	15	92-3	253	65	33	56	.325	.299	84



LEFT-HANDED PITCHER

MIKE MONTGOMERY

BATS LEFT	THROWS LEFT	HEIGHT 6'4"	WEIGHT 200	AGE 23
BORN: 7/1/89		MLB SERVICE TIME: None		
BIRTHPLACE: Mission Hills, CA		ACQUIRED: Acquired from Kansas City Royals 12/9/12		
RESIDES: Surprise, AZ				

2012: Opened the year with Triple-A Omaha (Royals) but was transferred to Double-A Northwest Arkansas on July 13...Made 17 starts for Omaha and 10 for Northwest Arkansas, compiling a 5-12 record with a 6.07 ERA (149.2 IP, 101 ER)...Amassed a 4.38 ERA (51.1 IP, 25 ER) over his first 9 starts, through May 21...Following the season and before the trade, rated by MLB.com as the No. 6 prospect in the Royals organization...Selected as Best Changeup in the Royals system by *Baseball America* for a second straight season...Entered the season rated by *Baseball America* as the No. 1 prospect in the Royals system and No. 23 prospect in baseball.

CAREER HIGHLIGHTS

2011: Over the last two seasons (2011-12), Mike is 10-23 with a 5.69 ERA (300.1 IP, 190 ER) and 133 walks...In three seasons prior to that (2008-10), he combined to go 15-10 with a 2.27 ERA (245.2 IP, 62 ER), 220 SO and only 79 walks...Spent the entire 2011 season with Omaha and ranked 3rd in the Pacific Coast League with 129 strikeouts...Mike went 2-1 with a 2.45 ERA (33 IP, 9 ER) over his first 6 starts...Rated the No. 1 prospect in the Royals system by *Baseball America* and the No. 7 prospect in the PCL following the season.

2010: Began year with Single-A Wilmington and was promoted on April 26 to Northwest Arkansas after 4 starts, where he allowed just 3 ER in 24.2 IP...In a combined 17 starts, went 7-4 with a 2.77 ERA (84.1 IP, 26 ER)...Named a Texas League Mid-Season All-Star and was ranked the league's No. 3 prospect by *Baseball America*...Represented Team USA at the 2010 Pan American Games Qualifying Tournament...Posted a 2-0 mark with a 1.80 ERA (10 IP, 8 H, 2 ER, 4 BB, 14 SO) in 2 starts as Team USA finished tied for third and qualified for the 2011 Pan Am Games and World Cup...Capped 2010 playing for Surprise in the Arizona Fall League...Named the starting pitcher in the AFL's Rising Stars Game...Rated by *Baseball America* as the AFL's 5th-best prospect.

2009: Accumulated a 2.21 ERA (110 IP, 27 ER) in 21 starts between Single-A Burlington and Wilmington, earning a July 22 promotion...Honored with the Paul Splittorff Award as the Royals Pitcher of the Year...Named Burlington's Pitcher of the Year...Yielded just 1 HR in 21 starts, a solo shot on July 15 vs. Beloit (Twins)...Rated by *Baseball America* as the top prospect in the Royals system and the No. 5 prospect in the Midwest League following the season.

2008: Made his professional debut with the AZL Royals, posting a 1.69 ERA in 12 appearances (9 starts)...Named the Top Prospect in the Arizona League by *Baseball America*.

NOTE-A-BULLS

- Mike's dad, David, is an algebra teacher and women's golf coach at Hart High School in Newhall, CA...When Mike was in middle school, he and his dad would go to baseball games at Hart to watch a promising pitcher who was one of David's students, the pitcher's name was James Shields...On Dec 9, Mike was a part of the package the Rays acquired from the Royals in exchange for Shields and Wade Davis...Mike and James ran into each other a week after the trade was completed at a Hart High School ceremony retiring Shields' No. 33.
- During Mike's senior year, the Hart High School starting rotation consisted of him and RHP Trevor Bauer...Bauer was traded from the D-backs to the Indians only two days after the Rays-Royals blockbuster deal.
- Committed to Cal State Fullerton before signing with the Royals after he attended one of the MLB Urban Youth Academy's Southern California Showcases.
- Both his parents played college basketball: his father at Tennessee Temple, his mother Jeannette at Cal Poly Pomona.

CAREER STATISTICS

YEAR	CLUB	W	L	ERA	G	GS	CG	SHO	SV	IP	H	R	ER	HR	HB	BB-I	SO	WP	BK
2008	AZL Royals	2	1	1.69	12	9	0	0	0	42.2	31	12	8	2	1	12-0	34	4	0
2009	Burlington	2	3	2.17	12	12	0	0	0	58.0	42	19	14	1	2	24-1	52	4	1
	Wilmington	4	1	2.25	9	9	0	0	0	52.0	38	15	13	0	3	12-0	46	5	0
2010	Wilmington	2	0	1.09	4	4	0	0	0	24.2	14	5	3	0	0	4-0	33	2	0
	NW Arkansas	5	4	3.47	13	13	0	0	0	59.2	56	31	23	4	4	26-0	48	9	1
	AZL Royals	0	1	1.04	3	3	0	0	0	8.2	6	1	1	0	2	1-0	7	0	0
2011	Omaha	5	11	5.32	28	27	0	0	0	150.2	157	95	89	15	7	69-0	129	14	1
2012	Omaha	3	6	5.69	17	17	1	0	0	91.2	110	74	58	12	3	43-0	67	4	1
	NW Arkansas	2	6	6.67	10	10	0	0	0	58.0	69	44	43	12	3	21-0	44	5	0
Minor League Totals		25	33	4.15	108	104	1	0	0	546.0	523	296	252	46	25	212-1	460	47	4



OUTFIELDER

WIL MYERS


BATS
RIGHT
THROWS
RIGHT
HEIGHT
6'3"
WEIGHT
190
AGE
22

BORN: 12/10/90

MLB SERVICE TIME: None

BIRTHPLACE: Thomasville, NC

ACQUIRED: From Kansas City Royals on 12/9/12

RESIDES: Thomasville, NC



FOLLOW HIM

@wilmyers

2012: Acquired from the Kansas City Royals on Dec. 9 as part of a seven-player trade that sent pitchers James Shields, Wade Davis and a player to be named later (INF Elliot Johnson) to the Royals for Myers and three other prospects...The third player ever to win the *Baseball America*, USA Today and Topps Minor League Player of the Year awards in the same season, joining Andrew Jones (1996) and Josh Beckett (2001)...Enters 2013 rated by *Baseball America* as the No. 1 prospect, Best Power Hitter and Best Hitter for Average in the Rays system... Ranked the No. 4 prospect in minor league baseball by MLB.com...His 37 HR between Double-A Northwest Arkansas and Triple-A Omaha were the second-most in minor league baseball, 1 shy of 26-year-old Darin Ruf who hit 38 for Double-A Reading (Phillies)...313 total bases led all minor leaguers and his 109 RBI ranked 4th...987 OPS was 5th among full-season minor leaguers...He was one of 6 minor leaguers with a .600 or better SLG...According to *Baseball America*, Myers became 1 of 10 minor leaguers in the past 50 years to hit 35 or more HR above Single-A before turning 22 years old...Only two others in history matched or exceeded his 37 HR: Arlo Engel (41, Double-A El Paso in 1963) and Paul Konerko (37, Triple-A Albuquerque in 1997)...His 37 HR were 29 more than he hit in 2011 and 23 more than he had ever hit in any of his previous three minor league seasons...Made a total of 83 starts in CF, 18 in RF and 15 at 3B...The second-youngest regular starter in the Pacific Coast League, trailing only Seattle shortstop prospect Nick Franklin (who was transferred from Double-A Jackson to Triple-A Tacoma on June 20)...1 of 5 players to play in the Futures Game in both 2011 and 2012, along with COL Nolan Arenado, PIT Chase d'Arnaud, BAL Manny Machado and TEX Jurickson Profar...Collected 2 hits and drove in 3 runs for the U.S. Team at the 2012 Futures Game in Kansas City on July 8...Three days later he was selected the "Star of Stars" for the PCL in the Triple-A All-Star Game after recording 2 hits, including a double, with an RBI and a run scored...Through July, Myers' had amassed 33 HR and 91 RBI in only 102 games...Named the 2012 Minor League Player of the Year by both *Baseball America* and USA Today... He was the third Royals prospect to earn the distinction from *Baseball America*, joining Tom Gordon (1988) and Alex Gordon (2006)...Myers was also the first Royals prospect to be honored by USA Today, and he's the seventh player to earn the *Baseball America* and USA Today awards in the same season. The others were Andrew Jones, Rick Ankiel, Josh Beckett, Jeff Francis, Jason Heyward and the Rays, Jeremy Hellickson...He was ranked the No. 3 prospect in the spring of 2012, but baseball had him as the No. 1 prospect in the Royals organization entering the spring of 2013, prior to their blockbuster deal with Tampa Bay...Enters camp with the Rays in 2013 as the No. 4 overall prospect in minor league baseball.

CAREER HIGHLIGHTS

2011: Spent the entire season with Northwest Arkansas where he converted from catcher to outfield...Missed almost a month beginning May 11 with a serious laceration on his knee and a subsequent infection...Suffered the injury when he slipped running from his car in the rain...At the time, Myers was hitting .284 with 2 HR and 9 RBI in 20 games before the injury, but hit just .246 with 6 HR and 40 RBI in 79 games after his return...Named to the Texas League All-Star Game and the Futures Game at Chase Field...Spent a majority of the season in RF, but also played LF and CF...Following the season, he rebounded in the Arizona Fall League, batting .360 (31-for-86) with 5 2B, 5 3B, 4 HR, 18 RBI and 24 runs scored in 23 games for Surprise...Finished second in the league in OBP (.481), third in SLG (.674) and OPS (1.156)...His 20 walks tied for the PCL league lead.

2010: Batted a combined .316 in the Midwest and Carolina Leagues in 2010, his final season as a catcher... Rated as *Baseball America's* No. 2 prospect in the Royals system, No. 3 prospect in the Midwest League and No. 4 prospect in the Carolina League following the season...Named a *Baseball America* Minor League All-Star (First Team) and a finalist for their Minor League Player of the Year award...The *Baseball America* Prospect Handbook rated Wil as the 3rd-best prospect in the Royals' organization in the spring of 2010...KC moved Myers up to 2nd best in the Royals farm system in the winter before 2011 spring training...Myers added 21 pounds to his 6-foot, 3-inch frame in the offseason before 2010 spring training at the Athletes Compound in Saddlebrook, Florida. The same training center for fellow Creative Artist Agency clients Derek Jeter and Ryan Howard...In addition to working out twice daily, Myers found himself on a yoga mat a couple times a week, trying to loosen his hips for a more explosive swing at the plate.

2010 (continued): Behind the plate as a catcher, threw out 34 percent of attempted basestealers...He also surrendered 17 passed balls in 47 games with Burlington...Threw out 26 percent of Carolina League basestealers after a promotion to the Wilmington Blue Rocks to conclude his 2010 campaign.

2009: Named Single-A Burlington (Royals) Player of the Year and a Midwest League All-Star despite a July 1 promotion to Wilmington...Rated by *Baseball America* as the top prospect in the Pioneer League following the 2009 season...Registered a minor-league-high 21 hits in September...After signing with the Royals in 2009, he began working with the Royals catching coordinator, Tony Tjerina

NOTE-A-BULLS

- Graduated from Wesleyan Christian Academy in High Point, North Carolina in 2009.
- Helped Wesleyan win the 2008 State Championship where he batted .532 with 14 HR and 41 RBI as a senior.
- Listed as the No. 2 Best Pure Hitter among high school players by *Baseball America* entering the 2009 draft.
- Selected by the Kansas City Royals in the third round of the 2009 MLB Amateur Draft...Signed by Steve Connelly.
- Acquired by the Tampa Bay Rays along with RHP Jake Odorizzi, LHP Mike Montgomery and 3B Patrick Leonard from Kansas City in exchange for RHP James Shields, RHP Wade Davis and a player to be named (INF Elliot Johnson) on Dec. 9, 2012.
- According to *Baseball America*, he was a pull hitter until his senior year at Wesleyan Christian Academy, a prep school in N.C. However, his power didn't arrive until his junior year of high school.
- Uses no batting gloves or finger tape
- In 2008, Myers went 10-0 as a high school pitcher during his junior year, thanks to an 87-90 mph fastball and solid secondary pitches.
- In 2009, he committed to the University of South Carolina following his North Carolina State Championship senior campaign.
- When Myers was in high school at High Point, his position was to be the team utility man, filling in at any position when needed, including pitching, playing third base or shortstop, catching or anywhere else the team needed him, except for second base.
- On August 14, 2009 Myers signed with the Royals via scout Steve Connelly. Upon signing, Myers passed up a scholarship to play with the back-to-back NCAA National Champions, University of South Carolina.

Last 5 Baseball America Players of The Year

- 2012 - Wil Myers, OF (TB)
- 2011 - Mike Trout, OF (LAA)
- 2010 - Jeremy Hellickson, RHP (TB)
- 2009 - Jason Heyward, OF (ATL)
- 2008 - Matt Wieters, C (BAL)



CAREER STATISTICS

YEAR	CLUB	AVG	G	AB	R	H	2B	3B	HR	RBI	SH	SF	HB	BB	SO	SB	CS	GDP	SLG	OBP	E
2009	Burlington	.125	4	16	1	2	0	1	1	4	0	0	0	0	3	0	0	2	.438	.125	0
	Idaho Falls	.426	18	68	18	29	7	1	4	14	0	2	1	9-1	15	2	0	3	.735	.488	1
2010	Burlington	.289	68	242	42	70	19	1	10	45	0	2	2	48-0	55	10	3	4	.500	.408	4
	Wilmington	.346	58	205	28	71	18	2	4	38	0	1	4	37-1	39	2	3	5	.512	.453	1
2011	NW Arkansas	.254	99	354	50	90	23	1	8	49	2	4	4	52-1	87	9	2	16	.393	.353	7
2012	NW Arkansas	.343	35	134	32	46	11	1	13	30	0	1	1	16-0	42	4	1	4	.731	.414	0
	Omaha	.304	99	388	66	118	15	5	24	79	0	3	3	45-2	98	2	2	7	.554	.378	5
Minor League Totals		.303	381	1407	237	426	93	12	64	2592	13	15	207	5339	29	11	41	.522	.395	18	



RIGHT-HANDED PITCHER

JAKE ODORIZZI

BATS
RIGHTTHROWS
RIGHTHEIGHT
6'2"WEIGHT
185AGE
22

BORN: 3/27/90

MLB SERVICE TIME: 18 Days

BIRTHPLACE: Breese, IL

ACQUIRED: Acquired from Kansas City Royals 12/9/12

RESIDES: Delray Beach, FL



FOLLOW HIM @JakeOdorizzi

2012: Named Pitcher of the Year for his respective team the last three consecutive seasons (Omaha, Northwest Arkansas and Wilmington)...Saw his first big league action after being selected to the Kansas City Royals Major League roster on Sept. 16...Made two starts for the K.C., both against the Cleveland Indians...Major League debut on Sept. 23 vs. CLE and suffered the loss, totaling 5.1 IP, 6 H, 3 R/ER, 1 BB, 3 SO, 1 HR on 87 pitches, 55 for strikes. Held Cleveland scoreless until the 6th inning, when Asdrubal Cabrera delivered an RBI single and Carlos Santana followed with a 2-run HR. Left the game trailing, 3-1, and the Royals went on to lose 15-4...On Sept. 29 at CLE, Odorizzi earned the no decision in a, 7-6 Royals victory, with 2 IP on 65 pitches (2 H, 1 R/ER, 3 BB, 1 SO)...Named Pitcher of the Year for Triple-A Omaha despite opening the season with Double-A Northwest Arkansas...His 15 combined wins tied for 3rd most in minor league baseball, and he fell just 1 shy of the overall lead...Overall, he went 15-5 in the minors with a 3.03 ERA (145.1 IP, 49 ER) in 26 games, 25 starts...In 7 starts for Northwest Arkansas, the RHP tallied 47 SO and 10 BB in 38 IP until a May 18 promotion to Omaha...He won 8 straight decisions from May 5 - July 14, earning 6 of those victories for the Pacific Coast League Storm Chasers...On June 7 vs. Round Rock (Rangers) he struck out 10 batters out of the bullpen to defeat Major League veteran RHP Roy Oswalt, 7-2. Worked 6.2 IP in relief of starter Everett Teaford, who lasted just 2.0 innings...Earned the starting assignment for the U.S. Team in the Futures Game on July 8 at Kauffman Stadium and worked 1.0 frame and allowed a solo HR to the top prospect in baseball, Texas Rangers SS Jurickson Profar...The righty earned the no decision in the, 17-5, U.S. victory...He entered the 2013 season rated the No. 5 prospect in the Royals farm system by *Baseball America* before he was traded in the off-season, alongside teammates Wil Myers and Mike Montgomery...Since his arrival, MLB.com ranked Odorizzi the Tampa Bay Rays No. 2 prospect behind only Myers...Odorizzi has now been a part of two major deals involving another team's frontline starter as he came to Kansas City from Milwaukee when the Royals sent Zack Greinke to the Brewers in 2011...In his 1 full season with the Royals, the RHP threw stellar across two levels before receiving his first big league callup in Sept. 2012...The Illinois high school product was next shipped to the Rays in the James Shields deal...Odorizzi has four pitches, all that grade out as at least Major League average...He throws both a curve and slider, alongside a changeup and fastball that ranges in the mid 90's...In 2012, led the PCL in strikeouts during the second half of the season (88), following his first career promotion to Triple-A...The right-hander struck out 135 total batters between Double-A and Triple-A, while he walked just 50 batters all season, amidst 145.1 innings of work...In his final start of the 2012 season at Omaha he shutdown Memphis to the tune of 5.0 scoreless innings with 6 strikeouts as he grabbed his 11th win with the Storm Chasers...Collected an 11-3 record with a 2.93 ERA in 18 starts for the Royals Triple-A affiliate...Opponents combined to hit .238 off the right-hander between the two levels, while he registered a miniscule .191 opponent average in Double-A and a .254 mark at Omaha...Ranked the No. 45 overall prospect in baseball entering the 2013 season by MLB.com...On Dec. 23 was named a MiLB.com Organizational All-Star (KC)...During the week of Aug. 20 he was honored as the PCL Pitcher of the Week...Named the Texas League Pitcher of the Week on May 7.

CAREER HIGHLIGHTS

2011: In 2011, opened the year with Single-A Wilmington, making 15 starts before a July 1 promotion to Northwest Arkansas, where he made 12 starts to finish the season...Named the Wilmington Blue Rocks Pitcher of the Year, as well as a Carolina League Mid-Season All-Star...Led the Carolina League with 103 SO at the time of his promotion, as he averaged 11.83 K/9 IP (78.1 IP, 103 SO) for Wilmington and logged double-digit strikeouts in 4 of his 15 starts, including 13 SO over 6.0 scoreless innings of one-hit ball on May 10 vs. Salem (Red Sox)...Following the season, rated by *Baseball America* as the No. 4 prospect in the Royals system...Named the Texas League Pitcher of the Week on Sept. 6 following his promotion...Named a Carolina League Mid-Season All-Star.

2010: Named the 2010 Minor League Pitcher of the Year for the Brewers farm system in his first full-season of baseball...Spent the entire campaign with Single-A Wisconsin and was named to the Midwest League All-Star Team...With 135 SO in 120.2 IP, Jake led the Midwest League with 10.1 K/9 IP...Following the season he was traded to the Royals on Dec. 19 as part of a 6-player trade that sent the 2009 American League Cy Young winner, Zack Greinke to the Brewers...Odorizzi, alongside much-heralded prospects Alcedes Escobar and Lorenzo Cain were shipped to Kansas City...Following the season, Jake was ranked by MLB.com as the No. 37 prospect in baseball and would have been the Brewers top prospect according to *Baseball America* prior to the trade...On Aug. 30, Odorizzi was named the Midwest League Pitcher of the Week...Named to the 2010 Midwest League All-Star Team.

2010 (continued): In Jake's next-to-last start of the 2010 season with low Single-A Wisconsin, he completed the first 8.0 innings of a combined no-hitter against Cedar Rapids.

2009: Spent his entire campaign with Rookie-level Helena...Made his professional debut in 2008 with the Arizona League Brewers, after being selected in the supplemental first round of the June Draft.

NOTE-A-BULLS

- Selected by the Brewers in the First Round (32nd overall) of the 2008 MLB Amateur Draft...Signed by Harvey Kuenn Jr.
- Attended Highland High School in Highland/New Douglas, Illinois.
- Went 14-0 with a 0.10 ERA during his senior year in high school and allowed only 1 ER over 89.2 innings.
- Jake registered 146 strikeouts, while he issued just six walks to lead Highland High School to the Class 3A Illinois High School Association State Title.
- Named the Illinois Gatorade Player of the Year for 2008, a Louisville Slugger Preseason All-American, a Rawlings/Perfect Game All-American and a member of USA Today's All-USA Team.
- Bypassed an opportunity to play baseball and football at the University of Louisville when he signed with the Brewers out of high school.
- Jake and his wife, Carissa, were married in November in Tulum, Mexico...The high school sweethearts had a ceremony of about 65 family members and stayed there a week thereafter for their honeymoon.
- He and Carissa adopted a Shih Tzu two years ago named, Miley.
- Enjoys video games, particularly, "Call of Duty."
- Jake is the only child of Mike and Juli Odorizzi...Mike works as an electrical lineman and Juli as a teacher.
- Acquired by the Kansas City Royals along with OF Lorenzo Cain, SS Alcides Escobar and RHP Jeremy Jeffress from Milwaukee in exchange for SS Yuniesky Betancourt, RH Zack Greinke and cash considerations on December 19, 2010.
- Acquired by the Tampa Bay Rays along with OF Wil Myers, LHP Mike Montgomery and 3B Patrick Leonard from Kansas City in exchange for RHP James Shields, RHP Wade Davis and a player to be named later, (INF Elliot Johnson) on December 9, 2012.



CAREER STATISTICS

YEAR	CLUB	W	L	ERA	G	GS	CG	SHO	SV	IP	H	R	ER	HR	HB	BB-I	SO	WP	BK
2008	AZL Brewers	1	2	3.48	11	4	0	0	0	20.2	18	10	8	2	1	9	19	0	1
2009	Helena	1	4	4.40	12	10	0	0	0	47.0	55	27	23	3	2	9	43	5	0
2010	Wisconsin	7	3	3.43	23	20	0	0	1	120.2	99	52	46	7	9	40	135	5	0
2011	Wilmington	5	4	2.87	15	15	0	0	0	78.1	68	30	25	4	2	22	103	6	0
	NW Arkansas	5	3	4.72	12	12	0	0	0	68.2	66	38	36	13	1	22	54	1	0
2012	NW Arkansas	4	2	3.32	7	7	0	0	0	38.0	27	15	14	2	0	10	47	4	0
	Omaha	11	3	2.93	19	18	0	0	0	107.1	105	41	35	12	2	40	88	3	0
	Kansas City	0	1	4.91	2	2	0	0	0	7.1	8	4	4	1	0	4	4	0	0
Minor League Totals		34	21	3.50	99	86	0	0	1	480.2	438	213	187	43	17	152	489	24	1
Major League Totals		0	1	4.91	2	2	0	0	0	7.1	8	4	4	1	0	4	4	0	0



INFIELDER
SHAWN O'MALLEY

BATS SWITCH	THROWS RIGHT	HEIGHT 5'11"	WEIGHT 160	AGE 25
BORN: 12/28/87		MLB SERVICE TIME: None		
BIRTHPLACE: Richland, WA		ACQUIRED: Selected in 5th Round of 2006 Draft		
RESIDES: Kennewick, WA		 FOLLOW HIM @ShawnOMalley11		

2012: Split the season between Triple-A Durham and Double-A Montgomery...Opened the season with Durham and matched a club record with 5 stolen bases on May 11 at Scranton/Wilkes-Barre (Yankees)...Batted .295 (26-for-88) vs. LHP compared to .211 (27-for-128) vs. RHP before being transferred to Montgomery on July 22...Finished with 102 games played between the two levels, 1 shy of a career high.

CAREER HIGHLIGHTS

2011: Spent the entire season with Montgomery where he played 79 games, most at second base for the Biscuits...Ended the season with a career-high .276 average and 5 triples...Accumulated a season-high 4-RBI game on June 30 when he went 3-for-5 with a run scored, 2B and a SB...Amassed 7 multi-walk games...O'Malley's lone HR of the season came on Aug. 21 against Mississippi...Shawn had his best month of the season in June where he hit .313 with 10 RBL...Batted atop the order in 55 games and second in 23 games...Committed just 11 errors total.

2010: Sidelined after 44 games with Montgomery due to a right shoulder injury...Participated in rehab stints with both Charlotte and the Gulf Coast League Rays after the All-Star break.

2009: Named the Best Base Runner in the Rays organization...Finished the season with 40 stolen bases (2nd in the organization and 4th in the Florida State League) and led the Rays organization and league with a .388 OBP...Named to the FSL All-Star Team...Completed the season with 40 SB (2nd in the Rays system and 4th in the FSL)...Named to the FSL Mid-Season All-Star Team...Batted .313 (20-for-64) in 20 games with the Phoenix Desert Dogs of the Arizona Fall League...Ranked as the No. 18 prospect in the Rays system by *Baseball America*.

2008: Ranked by *Baseball America* as the No. 30 prospect in the Rays organization following the season.

2007: Started the season hitting .100 (4-for-40) over 11 games in June but rebounded to hit .289 (35-for-121) over his last 37 games in July and August.


2006: Made his professional baseball debut with Rookie-level Princeton.

NOTE-A-BULLS

- Drafted by the Rays in the Fifth Round (139th overall) of the 2006 MLB Amateur Draft.
- Attended Southridge High School in Kennewick, Washington.
- Committed to play for the Washington State University Cougars before signing with the Rays.
- As a junior in high school, Shawn was named the Big Nine Conference Player of the Year, hitting over .500 without committing an error.
- O'Malley was also a First Team All-State football player at WR, DB and kick returner.


CAREER STATISTICS

YEAR	CLUB	AVG	G	AB	R	H	2B	3B	HR	RBI	SH	SF	HB	BB-I	SO	SB	CS	GDP	SLG	OBP	E
2006	Princeton	.213	50	160	28	34	4	1	1	10	5	1	7	16-0	38	10	3	3	.269	.310	8
2007	Hudson Valley	.242	48	161	21	39	6	4	0	10	7	0	5	20-0	40	12	3	1	.329	.344	9
2008	Columbus	.237	91	334	48	79	14	3	0	23	8	2	11	34-0	77	28	14	4	.296	.325	15
2009	Charlotte	.268	103	366	73	98	9	2	1	27	6	2	15	58-1	80	40	14	4	.311	.388	16
2010	Montgomery	.181	44	144	18	26	1	3	0	7	3	0	6	16-0	32	9	1	0	.229	.289	1
	GCL Rays	.375	2	8	1	3	0	0	0	1	0	1	0-0	0	2	0	0	0	.375	.400	0
	Charlotte	.320	8	25	8	8	2	2	0	3	2	0	3	4-0	2	4	0	0	.560	.469	2
2011	Montgomery	.276	79	308	55	85	8	5	1	23	7	1	4	42-2	58	24	13	2	.344	.369	11
2012	Durham	.245	67	216	32	53	4	2	2	18	7	4	3	17-0	49	11	1	1	.310	.304	8
	Montgomery	.231	35	121	22	28	3	3	0	5	3	1	2	17-0	24	7	3	1	.306	.333	2
Minor League Totals		.246	527	1843	306	453	51	25	5	127	48	12	57	224-3	400	147	52	16	.309	.344	72



RIGHT-HANDED PITCHER

JIM PADUCH



BATS RIGHT	THROWS RIGHT	HEIGHT 6'3"	WEIGHT 200	AGE 30
----------------------	------------------------	-----------------------	----------------------	------------------

BORN: 11/2/82	MLB SERVICE TIME: None
BIRTHPLACE: Chicago, IL	ACQUIRED: Signed as Free Agent 6/3/11
RESIDES: Elmwood Park, IL	

2012: Spent a majority of the season with Durham, as he appeared in 23 total games for the Bulls after working with Double-A Montgomery for 6 total games...He recorded a 4.05 ERA against Southern League hitting... While with the Bulls, the right-hander collected a record of 6-10 with 63 strikeouts for the season, a total of 74 for the year between the two levels...After four years of independent league baseball, Paduch broke into affiliated baseball when he signed with the Tampa Bay Rays organization in 2011. Since then, he has seen action in Double-A and Triple-A, respectively...Named International League Pitcher of the Week for the week ending on June 25.

CAREER HIGHLIGHTS

2011: Signed from the independent North American Baseball League's Chico Outlaws on June 3...Paduch was in Hawaii, playing for Chico when the Rays signed him. The righty had to fly from Hawaii to San Diego, drive to Chico to pack his things, then back to San Diego to fly to Atlanta and then to Montgomery in the span of 2 days prior to his affiliated debut...Made 1 start at Triple-A with Durham on July 20, tossing 7.0 innings for the win... Appeared in 17 games for the Biscuits and started 15 for the club, going 2-6 with a 5.32 ERA in 91.1 IP...Worked 7.0 innings or more 5 times during the season, four times with the Biscuits and again in his lone Triple-A start... Struck out a season-high 9 batters on July 4 as he earned the win in a 2-hit gem, allowing just three runners to reach base by 2 singles and a walk...Punched out 76 batters at the Double-A level and walked just 37...Jim went 1-1 in 5 starts with a 3.60 ERA in 30.0 IP during July, while he struck out 25 and walked 13 hitters.

2007-2010: Spent 4 seasons in independent ball, splitting the 2007 season between Gary (Northern League) and Evansville (Frontier League) before beginning the 2008 campaign in Rockford (FL)...The RHP then headed to the Lincoln Salt Dogs (American Association) where he played until the Rays signed him in 2010.

NOTE-A-BULLS

- 12th round pick of the Reds in 2003 out of Concordia College-Chicago...Paduch was released after 4 seasons in Reds system, reaching as high as Single-A (High, A+) for 3 full seasons, including 1 appearance at Triple-A.
- Named the Reds MiLB Pitcher of the Year after his rookie campaign in 2003, during which he tossed a no-hitter in the Championship Game.
- Went back to Concordia College to get his degree in Business Administration in 2006 and served as an Assistant Coach at CCC until the 2010 season.


CAREER STATISTICS

YEAR	CLUB	W	L	ERA	G	GS	CG	SHO	SV	IP	H	R	ER	HR	HB	BB-I	SO	WP	BK
2005	Sarasota	4	9	3.81	23	17	1	0	1	104.0	104	51	44	6	4	25-2	66	1	1
2006	Sarasota	6	5	4.61	21	16	0	0	1	105.1	132	67	54	14	5	34-1	55	7	0
	Louisville	0	0	0.00	1	0	0	0	0	4.0	4	0	0	0	0	2-0	0	0	0
2007	Gary (IND)	3	5	5.23	12	11	0	0	0	63.2	67	41	37	6	2	34-0	29	2	0
	Evansville (IND)	0	3	4.37	5	5	0	0	0	22.2	33	12	11	2	4	9-0	20	1	0
2008	Rockford (IND)	3	6	5.07	12	12	2	0	0	71.0	76	46	40	12	3	34-0	59	4	3
	Lincoln (IND)	1	1	3.12	5	2	0	0	1	17.1	14	6	6	1	0	4-0	10	0	0
2009	Lincoln (IND)	7	5	4.79	24	19	0	0	0	120.1	116	74	64	8	5	58-0	96	7	0
2010	Lincoln (IND)	9	6	4.65	23	22	0	0	0	120.0	143	71	62	8	8	63-1	118	26	1
2011	Montgomery	4	6	5.32	17	15	0	0	0	91.1	103	62	54	13	4	37-0	76	8	1
	Durham	1	0	3.86	1	1	0	0	0	7.0	8	3	3	0	0	1-0	3	0	0
2012	Montgomery	0	2	4.05	6	1	0	0	2	13.1	11	6	6	0	0	4-0	11	2	1
	Durham	6	10	5.65	23	21	1	0	0	106.2	128	76	67	13	5	39-0	63	8	0
Minor League Totals		21	32	4.75	92	71	2	0	4	431.2	490	265	228	46	18	142-3	274	26	3



LEFT-HANDED PITCHER

FELIPE RIVERO



BATS	THROWS	HEIGHT	WEIGHT	AGE
LEFT	LEFT	6'0"	150	21
BORN: 7/5/91		MLB SERVICE TIME: None		
BIRTHPLACE: San Felipe, VEN		ACQUIRED: Signed as Free Agent 7/30/08		
RESIDES: San Felipe, VEN		 FOLLOW HIM @Rivero43		

2012: Spent the entire year with Single-A Bowling Green and went 8-8 with a 3.41 ERA (113.1 IP, 43 ER)... Made 21 starts and 6 relief appearances...Felipe registered a 6-3 record with a 2.86 ERA (94.1 IP, 30 ER) as a starter compared to 2-3 with a 6.16 ERA (19 IP, 13 ER) as a reliever out of the bullpen...Named the Rays Minor League Pitcher of the Month for April...Rivero went 2-1 with a 0.67 ERA (26.9 IP, 2 ER) in 5 starts, with 26 SO and 7 BB...Pitched 1.0 inning for the World Team in the Futures Game on July 8 at Kauffman Stadium... Allowed 20 ER in 23 IP over his final 8 appearances (4 starts) of the season, raising his ERA from 2.29 on July 21 to 3.41 by season's end.

CAREER HIGHLIGHTS

2011: Collected a 3-3 mark with a 4.62 ERA (60.1 IP, 31 ER) for Rookie-level Princeton, his first full season playing in the United States...Spent his second season with the Venezuelan Summer League Rays.

2010: Recorded a 3-3 record, alongside a career-low 2.09 ERA (51.2 IP, 12 ER) in 14 appearances (9 starts).


2009: Felipe made his professional debut in 2009 with the VSL Rays...Pitched the entire season out of the bullpen, going 6-4 with a 3.74 ERA (33.2 IP, 14 ER) in 16 appearances.

NOTE-A-BULLS

- Felipe was a Supercross BMX racer when he was 10 years old in the Dominican...He gave up the sport to focus on baseball.
- Rivero has a tattoo on his forearm with the name of his 2-year-old daughter, Tavianny.
- Participated in the Rays Winter Development Program at Tropicana Field in January.


CAREER STATISTICS

YEAR	CLUB	W	L	ERA	G	GS	CG	SHO	SV	IP	H	R	ER	HR	HB	BB-I	SO	WP	BK
2009	VSL Rays	6	4	3.74	16	0	0	0	1	33.2	38	24	14	0	3	12-0	25	2	1
2010	VSL Rays	3	3	2.09	14	9	0	0	2	51.2	46	20	12	1	4	10-0	44	1	0
2011	Princeton	3	3	4.62	14	12	0	0	0	60.1	64	36	31	7	6	13-0	57	0	1
2012	Bowling Green	8	8	3.41	27	21	0	0	0	113.1	115	56	43	5	6	29-1	98	7	2
Minor League Totals		20	18	3.47	71	42	0	0	3	259.0	263	136	100	13	19	64-1	224	10	4



LEFT-HANDED PITCHER

ENNY ROMERO



BATS	THROWS	HEIGHT	WEIGHT	AGE
LEFT	LEFT	6'3"	165	22

BORN: 1/24/91 MLB SERVICE TIME: None

BIRTHPLACE: Santo Domingo, DR ACQUIRED: Signed as Free Agent 6/2/08

RESIDES: Santo Domingo, DR

2012: In his 5th season as a professional baseball player, Romero spent the year with Single-A Charlotte and went 5-7 with a 3.93 ERA (126 IP, 55 ER) in 25 appearances (23 starts)...Ranked 2nd among Florida State League starters with a .208 (84-for-403) opponents' average and 5th with 7.8 K/9 IP...Held right-handed hitters to a .189 avg. (58-for-307)...Pitched a scoreless 5th inning for the World Team in the Futures Game at Kansas City's Kauffman Stadium during the 2012 All-Star week...Entering the 2013 season, he is ranked by *Baseball America* as the Rays No. 8 prospect...In his minor league career has allowed just 18 HR in 370 IP (21 IP per/HR) and has averaged 9.15 K/9 IP.

CAREER HIGHLIGHTS

2011: Amassed a 5-5 mark with a 4.26 ERA (114 IP, 54 ER) and 140 SO in 26 starts with Single-A Bowling Green...Ranked by *Baseball America* as the No. 8 prospect in the Rays system entering 2012.

2010: Spent the majority of the season with Rookie-level Princeton but made 1 start with Single-A Hudson Valley after a late-season promotion...Named the team MVP for Princeton, where he went 4-1 with a 1.95 ERA (69.1 IP, 15 ER) in 13 starts...Led the Appalachian League with a 1.95 ERA and ranked 3rd with 72 SO.

2009: Went 2-4 with a 4.81 ERA (39.1 IP, 21 ER) in 11 appearances (4 starts) with the Rookie-level Gulf Coast League Rays.

2008: Made his professional debut in 2008 with the Dominican Summer League Rays, going 1-0 with a 2.76 ERA (16.1 IP, 5 ER) in 10 relief appearances.

NOTE-A-BULLS

- Enny and his wife, Miguelina, welcomed their first child, a baby boy named Enny Manuel, on Nov. 10.
- Loves to play dominoes with his dad, Modesto who is his most frequent playing partner.
- His stepfather, Narciso Medina, helped teach Enny baseball growing up in the Dominican.
- Enny helps his stepfather with youth baseball camps in the Dominican during the offseason.

CAREER STATISTICS

YEAR	CLUB	W	L	ERA	G	GS	CG	SHO	SV	IP	H	R	ER	HR	HB	BB-I	SO	WP	BK
2008	DSL Rays	1	0	2.76	10	0	0	0	0	16.1	11	9	5	0	3	8-0	20	1	0
2009	GCL Rays	2	4	4.81	11	4	0	0	0	39.1	38	25	21	2	3	21-0	33	6	1
2010	Princeton	4	1	1.95	13	13	0	0	0	69.1	51	15	15	2	6	14-0	72	4	3
	Hudson Valley	1	0	1.80	1	1	0	0	0	5.0	1	1	1	0	1	5-0	4	0	0
2011	Bowling Green	5	5	4.26	26	26	0	0	0	114.0	104	67	54	9	4	68-0	140	14	3
2012	Charlotte	5	7	3.93	25	23	1	1	0	126.0	89	67	55	5	7	76-0	107	12	0
Minor League Totals		18	17	3.67	86	67	1	1	0	370.0	294	184	151	18	24	192-0	376	37	7



RIGHT-HANDED PITCHER

JUAN SANDOVAL



BATS RIGHT	THROWS RIGHT	HEIGHT 6'2"	WEIGHT 170	AGE 32
----------------------	------------------------	-----------------------	----------------------	------------------

BORN: 1/12/81

MLB SERVICE TIME: None

BIRTHPLACE: Santo Domingo, DR ACQUIRED: Signed as ML Free Agent 1/22/13

RESIDES: Bonao, DR

FOLLOW HIM @JSandy727

2012: Split the season between Mexico and Oaxaca in the Mexican League, combining to go 7-3 with a 2.97 ERA (69.2 IP, 23 ER) in 67 relief appearances.

CAREER HIGHLIGHTS

2011: Pitched for Quintana Roo and Mexico in the Mexican League, where he combined to go 3-7 with a 4.12 ERA (72 IP, 33 ER) in 62 relief appearances.

2010: Signed a minor league contract with the Philadelphia Phillies in June and joined Single-A Clearwater on June 26...Pitched for the Threshers for the remainder of the season, going 1-1 with a 6.68 ERA (33.2 IP, 25 ER) in 21 appearances.

2009: Split the year between Double-A Huntsville and Triple-A Nashville in the Brewers system, combining to go 4-3 with a 4.91 ERA (58.2 IP, 32 ER)...Juan spent a majority of the year at Huntsville, where he made 42 of his 49 appearances.

2008: Spent the full year with Huntsville, posting a career-low 3.38 ERA (48 IP, 18 ER) with 20 saves in 45 appearances...Ranked 4th in the Southern League in saves.

2007: Split the season between Double-A West Tennessee and Triple-A Tacoma in the Mariners system, going 2-6 with a 5.75 ERA (67.1 IP, 43 ER) in his first action since injuring his right eye in Feb. 2006...Acquired by the Milwaukee Brewers in the 2007 Rule 5 Draft from Seattle.

2006: Missed the entire season due to injuries suffered in his right eye as the victim of a gun incident in the Dominican Republic.


2002: Named Peoria's Most Valuable Pitcher by the Mariners organization after he accumulated a 5-5 mark with a 3.46 ERA (65 IP, 25 ER) in 11 outings (9 starts).

NOTE-A-BULLS

- Originally signed with the Mariners as a free agent on Aug 3, 2000.
- The Dominican Republic-native is permanently blind in his right eye. In February 2006, he was dining at a restaurant in Bonao, D.R., when a drunken man accidentally hit him with a shotgun blast that left three pellets lodged in his right eye. Underwent two surgeries and was able to save the eye, though the tear duct is dried and his eye has no vision, but has unbelievably pitched 6 solid seasons since the injury.


CAREER STATISTICS

YEAR	CLUB	W	L	ERA	G	GS	CG	SHO	SV	IP	H	R	ER	HR	HB	BB-I	SO	WP	BK
2001	DSL Mariners	7	2	3.40	15	15	2	2	0	87.1	83	44	33	3	13	33-0	53	10	1
2002	AZL Mariners	5	5	3.46	11	9	0	0	0	65.0	66	28	25	1	4	13-0	33	6	1
2003	Wisconsin	11	10	4.46	27	27	0	0	0	157.1	190	97	78	8	12	58-0	73	12	0
2004	Inland Empire	11	11	4.12	27	27	1	0	0	168.1	184	91	77	21	9	43-0	119	7	1
2005	San Antonio	9	11	4.03	28	28	0	0	0	160.2	196	88	72	6	8	46-0	99	8	3
2006																			
2007	West Tenn	1	4	4.29	26	0	0	0	3	50.1	49	24	24	5	7	13-3	29	2	0
	Tacoma	1	2	10.06	14	1	0	0	0	17.0	35	20	19	5	0	11-0	5	3	0
2008	Huntsville	2	6	3.38	45	0	0	0	20	48.0	41	20	18	5	4	27-0	36	6	0
2009	Huntsville	4	3	4.93	42	0	0	0	2	49.1	52	36	27	1	5	24-7	38	5	0
	Nashville	0	0	4.82	7	0	0	0	0	9.1	9	5	5	1	2	5-0	11	0	0
2010	Clearwater	1	1	6.68	21	0	0	0	0	33.2	46	27	25	4	6	15-1	21	6	0
2011	Mexico (MEX)	2	5	5.49	35	0	0	0	2	39.1	41	29	24	3	2	16-4	28	3	0
	Quintana (MEX)	1	2	2.48	27	0	0	0	0	32.2	28	10	9	1	2	18-4	26	1	0
2012	Mexico (MEX)	6	3	3.77	48	0	0	0	1	45.1	46	19	19	2	5	15-3	36	5	0
	Oaxaca (MEX)	1	0	1.48	19	0	0	0	1	24.1	23	5	4	0	3	7-3	21	1	0
Minor League Totals		52	55	4.29	263	107	3	2	25	846.1	951	480	403	60	70	288-11	517	65	6




LEFT-HANDED PITCHER

ALEX TORRES



BATS LEFT	THROWS LEFT	HEIGHT 5'10"	WEIGHT 175	AGE 25
---------------------	-----------------------	------------------------	----------------------	------------------

BORN: 12/8/87	MLB SERVICE TIME: 17 Days
BIRTHPLACE: Valencia, VEN	ACQUIRED: Acquired from LA Dodgers 8/28/09
RESIDES: Valencia, VEN	 FOLLOW HIM @ Alex21Torres

2012: Spent the year with Triple-A Durham, where he went 3-7 with a 7.30 ERA (69 IP, 56 ER)...Amassed 91 SO in 69 IP but allowed 63 BB and 70 hits...Spent 1 day on the Rays active roster as the 26th man for the June 24 doubleheader at Philadelphia, but did not pitch...Torres threw 4.1 shutout innings in his season-opening start on April 6 vs. Gwinnett (Braves)...Allowed 20 ER in 13 IP over his next 4 starts and was moved to the bullpen to begin May...Pitched to a 4.95 ERA (20 IP, 11 ER) in 11 relief appearances before returning to the rotation on June 19...Recorded a 9.00 ERA (24 IP, 24 ER) over his next 8 starts and was placed on the DL on Aug. 2...Made 4 rehab starts with the Gulf Coast League Rays...Reinstated to Durham on Aug. 28 and made a relief appearance on Aug. 29 at Norfolk...Made his final start of the season on Sept. 1 vs. Charlotte, as he tossed 5.2 shutout innings with 10 SO and just 1 walk.

CAREER HIGHLIGHTS

2011: Made 4 relief appearances over two stints with the Rays, his first experience in the Majors...Recalled on July 18 and made his MLB debut that night vs. NYY. Entered the game in the 9th inning and yielded a single and 3 walks (1 IBB) to plate the winning run while he suffered the loss, 5-4...Prior to his call-up, Alex had not pitched in relief since 2009 with Single-A Rancho Cucamonga (Angels)... On Sept. 24 vs. TOR he earned his first MLB win to bring the Rays within 1.5 games of Boston in the AL Wild Card race... Pitched a career-high 5 scoreless innings in relief of Jeff Niemann, who exited after the 1st inning...It was the most scoreless innings thrown by a Rays reliever since Doug Waechter on June 3, 2005 at SEA...It was the most scoreless innings of relief thrown by a Rays rookie since Delvin James' 5 IP on Sep. 24, 2002 at NYY... Torres led all Triple-A pitchers in strikeouts (156) and walks (83)... The 83 BB were tied for 7th-most among all minor leaguers...Alex finished his second straight season winning the strikeout title in his respective league, after leading the Double-A Southern League with 150 in 2010...Starting June 18, the southpaw went 7-2 with a 2.17 ERA (82.2 IP, 20 ER) over his final 15 starts, allowing 2 ER or less in 12 of those 15 outings...Ranked 7th among Rays minor leaguers (4th among full-season players) with a 3.08 ERA...Alex's 12 wins were tied for 2nd in the IL, while his 156 SO were 2nd, only behind Matt Moore...Entered the 2012 season ranked by *Baseball America* as the No. 6 prospect in the Rays organization.

2010: Named to the SL All-Star Team...Led the SL with 150 strikeouts, which fell 3 shy of the Biscuits record held by Andy Sonnanstine (153 in 2006)...Ranked 2nd in the Rays system in strikeouts behind minor league-leader Matt Moore (208)...In addition to his strikeout title, Torres ranked among the league leaders in K/9 IP ratio (9.46, 3rd), starts (tied for 3rd) and ERA (7th)...Issued a league-high 70 walks...Selected to the World Team in the All-Star Futures Game...Entered the season ranked by *Baseball America* as the No. 6 prospect and Best Slider in the Rays organization...*Baseball America* rated him the Southern League's No. 12 prospect and Best Change-up.

2009: Acquired in 2009 by the Rays from the Angels on Aug. 28 as part of the Scott Kazmir trade...Ranked 11th in the minors with 156 strikeouts, as he struck out exactly 1 batter/per inning...Named a Mid-Season and Postseason All-Star in the California League.

2008: Struck out a career-high 12 on Aug. 3 vs. Lancaster (Red Sox) in 5.1 IP.

NOTE-A-BULLS

- Attended Universidad Educativa Privado Bello Monte in Venezuela, where he studied science.
- For the last several years Alex has hosted clinics near his hometown of Valencia during the offseason for Little Leaguers between the ages of 4 and 13.
- His brother, Freddy, was a catcher on the Cleveland Indians Venezuelan League team from 2001-03.
- Alex is ambidextrous when it comes to throwing a baseball...A natural lefty, he began throwing right-handed at age 13 as a way to preserve his left arm and throw more BP...Today he can throw in the 80s right-handed, or at a distance of up to 120 feet.

CAREER STATISTICS

YEAR	CLUB	W	L	ERA	G	GS	CG	SHO	SV	IP	H	R	ER	HR	HB	BB-I	SO	WP	BK
2005	DSL Angels	4	2	1.52	9	9	1	1	0	53.1	23	20	9	2	4	23-0	87	5	0
2006	AZL Angels	2	5	4.29	14	9	0	0	1	50.1	42	28	24	1	2	36-0	47	6	0
2007	AZL Angels	1	0	4.76	4	0	0	0	0	5.2	4	6	3	0	1	8-0	3	7	2
2008	AZL Angels	4	0	1.54	4	4	0	0	0	23.1	11	4	4	1	1	10-0	24	2	0
	R. Cucamonga	3	2	3.91	10	10	0	0	0	53.0	52	26	23	1	3	29-0	62	8	1
2009	R. Cucamonga	10	3	2.74	21	19	0	0	0	121.1	93	43	37	4	6	63-0	124	9	1
	Arkansas	3	1	2.77	5	5	0	0	0	26.0	23	10	8	0	1	17-0	25	1	0
	Montgomery	0	2	3.12	2	2	0	0	0	8.2	7	6	3	1	0	5-0	7	1	0
2010	Montgomery	11	6	3.47	27	27	0	0	0	142.2	136	63	55	9	4	70-2	150	12	1
2011	Durham	9	7	3.08	27	27	1	0	0	146.1	134	61	50	7	6	83-0	156	10	3
	TampaBay	1	1	3.38	4	0	0	0	0	8.0	8	4	3	0	1	7-2	9	0	1
2012	Durham	3	7	7.30	26	14	0	0	0	69.0	70	58	56	6	3	63-1	91	5	0
	GCL Rays	0	1	3.18	4	4	0	0	0	11.1	7	4	4	0	0	4-0	17	0	0
Minor League Totals		50	36	3.49	153	130	2	1	1	711.0	602	329	276	32	31	411-3	793	66	9
Major League Totals		1	1	3.38	4	0	0	0	0	8.0	8	4	3	0	1	7-2	9	0	0



OUTFIELDER

RICH THOMPSON

BATS LEFT **THROWS RIGHT** **HEIGHT 6'2"** **WEIGHT 190** **AGE 33**

BORN: 4/23/79 **MLB SERVICE TIME: 83 Days**

BIRTHPLACE: Reading, PA **ACQUIRED: Acquired from Philadelphia Phillies 5/16/12**

RESIDES: Tampa, FL

 FOLLOW HIM @RICHCTHOMPSON

2012: Acquired from the Phillies in exchange for OF Kyle Hudson on May 16...Added to the active roster the same day, becoming the second oldest rookie in Rays history after LHP Jim Morris (35) in 2000...Went 1-for-3 with a RBI single and 2 stolen bases in his first Major League start, May 17 vs. BOS...Became the first American League player to steal 2 bases in his first career start since KC Bobby Moore on Sept. 29, 1991...Rich's single that day off Felix Doubront was his first career MLB hit...According to the Elias Sports Bureau, Thompson became the oldest AL position player at 33 years, 24 days to get his first MLB hit since MIN Minnie Mendoza (36 years, 167 days) on May 2, 1970 at BAL.

CAREER HIGHLIGHTS

2011: Spent the entire season with Lehigh Valley...Led the International League in runs and SB and finished 3rd in triples...His 48 SB were the most by a Phillies Triple-A player since 1981...Recorded his 400th career professional stolen base on May 5 at Columbus...Rich was not thrown out in his final 22 SB attempts of the season.

2006: Began the season with Double-A Altoona in the Pirates system but was transferred to Triple-A Indianapolis on April 21...Named to the International League All-Star Team.

2005: Led the Eastern League with 45 SB, and ranked 2nd in SB percentage (88.2).

2004: Made his MLB debut as a pinch runner for the Royals on April 7 vs. the Chicago White Sox...Led the PCL with 13 triples and ranked 2nd with 40 SB at Triple-A Nashville.

2003: Traded to Pittsburgh on July 8 and assigned to Nashville...Selected by San Diego in the Rule 5 Draft on Dec. 15 and traded to Kansas City that same day.

2002: Led the Southern League with 109 runs scored and was 2nd with 155 hits and 45 SB with Double-A Tennessee (Blue Jays).

NOTE-A-BULLS

- Has a .281 career avg. and 464 SB over 13 minor league seasons...With his Rays debut on May 16 vs. BOS, Rich became the 7th player to return to the Majors since 2000 after a gap of at least 8 seasons, according to the Elias Sports Bureau...It had been 8 years, 24 days and 915 minor league games since his last Major League action, April 22, 2004 at CLF with the Royals
- On his birthday, the IronPigs honored him with a bobblehead night featuring the speedy outfielder sliding headfirst.

CAREER STATISTICS

YEAR	CLUB	AVG	G	AB	R	H	2B	3B	HR	RBI	SH	SF	HB	BB	SO	SB	CS	GDP	SLG	OBP	E
2000	Queens	.262	68	252	42	66	9	5	1	27	5	0	6	45-1	57	28	8	0	.349	.386	8
2001	Dunedin	.311	112	454	90	141	14	6	1	60	3	4	9	44-1	72	39	11	3	.374	.380	3
	Syracuse	.245	17	53	5	13	0	1	0	3	3	1	0	4-0	12	5	1	1	.283	.293	0
2002	Tennessee	.280	135	554	109	155	13	4	2	44	7	0	20	50-0	86	45	13	1	.329	.361	2
2003	New Haven	.313	49	182	39	57	5	1	0	9	2	1	8	10-0	24	15	3	2	.352	.373	3
	Syracuse	.295	28	112	13	33	2	1	0	7	3	0	5	9-0	10	11	1	2	.330	.373	1
2004	Nashville	.257	35	109	17	28	3	2	0	11	1	4	9-0	21	22	3	0	.321	.333	0	
	Kansas City	.000	6	1	1	0	0	0	0	0	0	0	0-0	0	1	0	1	.000	.000	0	
2005	Nashville	.287	112	411	73	118	7	13	5	36	10	1	13	26-1	62	40	15	0	.404	.348	7
	Indianapolis	.209	29	91	9	19	1	2	1	3	3	0	4	9-0	12	13	2	1	.297	.308	1
2006	Altoona	.257	94	346	58	89	11	5	3	30	10	1	8	30-1	60	45	6	4	.344	.330	2
	Altoona	.340	14	50	11	17	3	0	0	5	0	1	1	8-0	11	1	3	0	.400	.441	0
2007	Indianapolis	.280	80	232	43	65	12	6	2	22	11	1	12	31-4	39	16	8	1	.409	.391	1
	Tucson	.295	111	325	60	96	18	6	3	41	9	0	5	28-1	49	15	2	4	.415	.360	11
2008	Reading	.300	3	10	1	3	0	1	0	1	0	1	0	0-0	2	0	0	1	.500	.273	0
	Lehigh Valley	.264	97	352	41	93	18	5	4	42	7	3	4	39-1	72	25	2	4	.378	.342	3
2009	Lehigh Valley	.265	119	445	69	118	22	7	3	36	2	0	8	38-0	73	26	4	8	.366	.334	2
2010	Lehigh Valley	.279	99	348	47	97	14	4	4	31	8	3	5	24-1	55	28	4	7	.376	.332	3
	Reading	.297	33	128	23	38	4	3	1	14	4	1	4	9-0	20	13	0	1	.398	.359	1
2011	Lehigh Valley	.276	124	424	81	117	25	8	5	30	10	3	16	37-2	84	48	4	9	.408	.354	2
2012	Lehigh Valley	.307	30	88	6	27	4	2	0	11	1	0	4	9-0	18	7	2	1	.398	.396	1
	Tampa Bay	.091	23	22	5	2	0	0	0	1	0	0	2	0-0	5	6	2	1	.091	.167	0
	Durham	.311	63	251	41	78	13	5	2	19	8	0	3	20-1	35	22	5	2	.426	.369	3
Minor League Totals		.281	1452	5217	878	1468	198	87	37	482	10721	139479	1487446497	52	374	356	54	2	.374	.356	54
Major League Totals		.087	29	23	6	2	0	0	0	1	0	0	2	0-0	5	7	2	2	.087	.160	0



CATCHER

STEPHEN VOGT



BATS LEFT	THROWS RIGHT	HEIGHT 6'0"	WEIGHT 215	AGE 28
BORN: 11/1/84		MLB SERVICE TIME: 60 Days		
BIRTHPLACE: Visalia, CA		ACQUIRED: Selected in 12th Round of 2007 Draft		
RESIDES: Tumwater, WA		 FOLLOW HIM @SVogt1229		

2012: Named Rays Minor League Hitter of the Month in June after hitting .364 (39-for-107) with 5 HR, 19 RBI, 6 2B and 24 runs scored...First Major League action over three stints with the Rays and made the Opening Day roster...Went hitless in 25 at-bats, the longest hitless streak to start a MLB career in franchise history...1 of 2 players since 1990 to go hitless through his first 25 career at-bats, joining OAK Chris Carter in 2010 (0-for-33)...Optioned to Durham on April 20 as B.J. Upton was activated from the DL...Re-joined the Rays on May 14 when Desmond Jennings went on the DL, but returned to Durham on May 29 when Hideki Matsui was added to the roster...Threw out the only base runner who attempted to steal on him, Jacoby Ellsbury on Sept. 17 vs. BOS...Named the winner of the 2012 Al Lopez Award as the Rays most outstanding rookie in spring...Hit .323 (10-for-31) while appearing at 5 positions: C, 1B, LF, RF and DH...Split time between C (37 games), LF (23), 1B (16), RF (12) and DH (12).

CAREER HIGHLIGHTS

2011: Named the Rays Minor League Player of the Year...Split the season between Double-A Montgomery and Triple-A Durham...Combined to hit .298 (152-for-510) with 17 HR, 35 2B and 105 RBI...Over 128 games, made appearances at C (50), LF (48), DH (20), 1B (13) and RF (2)...Vogt's 105 RBI led the Rays organization and ranked as the 11th-highest total in the minors... It was the 4th-highest total in Rays minor league history... Finished 6th among Rays minor leaguers with a .298 average... Recorded career highs in hits (152), triples (7) and doubles...Hit 17 HR after entering the season with 18 HR over his previous 4 seasons overall...Opened the season with Montgomery and batted .301 (116-for-386) with 13 HR and 85 RBI in 97 games... Named Montgomery's MVP including a Mid-Season and Postseason All-Star of the Southern League...Hit .364 (4-for-11) in 3 postseason games as the Bulls were swept by Columbus in the IL semifinals...Added to the 40-man roster on Nov 18.

2010: Led the Rays organization and won the Florida State League batting crown with a .345 (127-for-368) average for Single-A Charlotte...Led the FSL with a .511 SLG...Recorded a club-record 17-game hit streak from April 23-May 23...Named to the FSL Mid-Season and Postseason All-Star teams.

2009: Suffered a season-ending shoulder injury after playing in just 10 games with the Stone Crabs.

2008: Hit .208 (37-for-208) with one HR and 16 RBI before the All-Star break and .360 (77-for-214) with five HR and 38 RBI after for Single-A Columbus.

2007: Made his professional debut for Single-A Hudson Valley in 2007...Hit .385 (47-for-122) in his last 34 games and overall .452 (19-for-42) with RISP and two outs.

NOTE-A-BULLS

- First Team NAIA All-American (twice) and GSAC Player of the Year at Azusa Pacific University (California)...Batted .476 in his senior year and finished his collegiate career with a .448 career mark.
- He and his wife, Alyssa, reside in Olympia, Washington, with their daughter, Payton...Alyssa is a basketball coach at Evergreen State College.
- Well known for his impressions, Stephen won the Rays Spring Training Talent Show in both 2009 and 2010 and even hosted the event in 2011...Vogt lists Rays Director of Minor League Operations Mitch Lukevics and Minor League Field Coordinator Bill Evers as his two favorite impressions.
- While sidelined with a shoulder injury at Single-A Charlotte in 2009 he served as a fill-in umpire during a doubleheader for the Stone Crabs at Charlotte Sports Park...The home plate umpire was forced from the game after being hit in the arm by a fastball and Vogt volunteered to be the base umpire with the the two managers agreement.

CAREER STATISTICS

YEAR	CLUB	AVG	G	AB	R	H	2B	3B	HR	RBI	SF	SH	HB	BB-I	SO	SB	CS	GDP	SLG	OBP	E
2007	Hudson Valley	.300	70	240	40	72	8	0	4	48	1	7	0	31-1	31	6	1	3	.383	.371	1
2008	Columbus	.291	113	392	57	114	22	3	6	54	2	4	3	47-0	48	6	1	4	.408	.368	3
2009	Charlotte	.171	10	35	0	6	2	0	0	3	0	0	0	2-0	4	0	1	2	.229	.216	0
2010	Charlotte	.345	106	368	56	127	31	3	8	47	3	6	6	31-4	46	3	1	5	.511	.399	7
2011	Montgomery	.301	97	386	52	116	21	6	13	85	0	10	1	30-3	51	4	2	9	.487	.344	1
	Durham	.290	31	124	15	36	14	1	4	20	0	3	0	4-0	29	0	0	4	.516	.305	1
2012	Tampa Bay	.000	18	25	0	0	0	0	0	0	0	0	0	2-0	2	0	0	0	.000	.074	0
	Durham	.272	94	349	48	95	18	4	9	43	2	2	1	42-2	61	1	0	3	.424	.350	1
	Minor League Totals	.299	521	1894	268	566	116	17	44	300	8	32	11	187-102	7020	6	30	.448	.360	14	
	Major League Totals	.000	18	25	0	0	0	0	0	0	0	0	0	2-0	2	0	0	.000	.074	0	



INFIELDER

NICK WEGLARZ



BATS	THROWS	HEIGHT	WEIGHT	AGE
LEFT	LEFT	6'3"	215	25

BORN: 12/16/87 MLB SERVICE TIME: None

BIRTHPLACE: Stevensville, Ontario ACQUIRED: Signed as ML Free Agent 11/27/12

RESIDES: Fort Erie, Ontario

 FOLLOW HIM @WEGZ33

2012: Spent the entire season with Double-A Akron (Indians)...Recorded multi-HR games on May 9 vs. Erie and June 3 at Binghamton...Hit .292 (28-for-96) with 8 2B, 8 HR and 21 RBI in 28 games in June...Led the team with 58 RBI...Helped Akron win the Eastern League Championship, playing over 100 games for the first time since the 2009 season.

CAREER HIGHLIGHTS

2011: Made his season debut June 5 with Akron after tearing cartilage in his left knee in a minor league spring training game in mid-March that eventually required surgery...Nick was also sidelined with tendonitis in the same knee and a facial fracture suffered after being hit with a bat on July 20.

2010: Made his Triple-A debut with Columbus after opening the season with Akron...Tied for 5th in HR (7), 9th in RBI (27) and 11th in extra-base hits (17), SLG (.511) and OPS (.897) at the time of his promotion...Suffered a tear of his right thumb ligament after sliding into a base on July 26 vs. Pawtucket that ended his season and eventually required surgery.

2009: Named the youngest member of the 2009 Canadian World Baseball Classic Team...Made two starts in LF...Spent the entire season with Akron and finished 10th in the EL with a .377 OBP, tied for 2nd with 75 BB and 11th with 69 runs scored despite not playing after Aug. 14 due to shin splints...Primarily appeared in LF for the champions...Named to the EL Mid-Season All-Star Team and played for the World Team in the Futures Game in St. Louis...Limited to 8 games with the Peoria Javelinas in the Arizona Fall League and eventually had surgery to repair a stress fracture in his left tibia.

2008: Ranked 4th in the Carolina League in walks (71) and 5th in OBP (.396)...The youngest member of Team Canada in the Beijing Olympics...Rated by *Baseball America* as the No. 4 prospect in the Carolina League.

2007: Ranked among South Atlantic League leaders in HR (6th, 23), OBP (8th, .395) and OPS (10th, .892).

2005: Made his professional debut with Rookie-level Burlington after being selected by Cleveland in the third round of the 2005 MLB Amateur Draft.

NOTE-A-BULLS

- Resides in Fort Erie, Ontario, with his wife, Miranda.
- Attended Lakeshore Catholic High School in Port Colborne, Ontario.

CAREER STATISTICS

YEAR	CLUB	AVG	G	AB	R	H	2B	3B	HR	RBI	SH	SF	HB	BB	SO	SB	CS	GDP	SLG	OBP	E
2005	Burlington	.231	41	147	22	34	11	0	2	13	0	1	1	17-1	42	2	1	0	.347	.313	4
2006	GCL Indians	.000	1	2	0	0	0	0	0	0	0	0	0	0-0	2	0	0	0	.000	.000	0
2007	Lake County	.276	125	439	75	121	28	0	23	82	1	3	7	82-3	129	1	1	3	.497	.395	10
	Kinston	.143	2	7	1	1	0	0	1	1	0	0	0	1-0	2	0	0	0	.571	.250	0
2008	Kinston	.272	106	375	68	102	20	5	10	41	0	1	7	71-4	78	9	5	5	.432	.396	6
2009	AKron	.227	105	339	69	77	17	2	16	65	0	4	9	75-2	78	2	3	9	.431	.377	5
2010	AKron	.285	37	137	21	39	10	0	7	27	0	2	2	22-0	26	1	0	3	.511	.387	3
	Columbus	.286	50	175	30	50	17	1	6	20	0	2	4	28-3	43	2	2	3	.497	.392	3
2011	AKron	.179	41	134	25	24	8	0	3	12	0	0	2	36-0	43	0	1	2	.306	.360	1
2012	AKron	.239	109	368	47	88	22	0	14	58	0	4	6	58-1	140	3	1	4	.413	.349	4
Minor League Totals		.252	617	2123	358	536	133	8	82	319	1	17	38	390-1458	320	14	29		.439	.375	36



RIGHT-HANDED PITCHER

JAMEY WRIGHT



BATS **RIGHT** THROWS **RIGHT** HEIGHT **6'6"** WEIGHT **235** AGE **38**

BORN: **12/24/74** MLB SERVICE TIME: **14 Years, 86 Days**

BIRTHPLACE: **Oklahoma City, OK** ACQUIRED: **Signed as ML Free Agent 1/22/13**

RESIDES: **Dallas, TX**

2012: Went 5-3 with a 3.72 ERA (67.2 IP, 28 ER) in 66 relief outings for the Dodgers...The senior member of the Dodgers bullpen had the 2nd-most appearances on the team, trailing only Ronald Belisario (68)...5-0 with a 1.71 ERA (31.2 IP, 6 ER) in 29 appearances at home compared to 0-3 with a 5.50 ERA (36 IP, 22 ER) in 37 appearances on the road...15 of his 17 appearances in September/October were scoreless.

NOTE-A-BULLS

- The 17-year Major League veteran has a 4.89 ERA over 592 career appearances (246 starts)...Rays are his 10th team...The RHP transitioned to a full-time role in the bullpen in 2008 and has compiled a 4.15 ERA in 357.2 IP, the 2nd-most relief innings in the Majors in that span behind only Carlos Marmol (368.1)...Ranks 1st among active right-handed pitchers with 61 career pickoffs...Only lefties Andy Pettitte (102) and Mark Buehler (89) have more.
- Originally a first-round selection (28th overall) by the Rockies in the 1993 MLB Amateur June Draft...Graduated from Westmoore (OK) H.S...Went 7-2 with a 0.57 ERA as a senior, striking out 94 in 6.2 innings...He and his wife, Marnie, have one daughter, Presley, and two sons, Jeff and Cash.

CAREER STATISTICS

YEAR	CLUB	W	L	ERA	G	GS	CG	SHO	SV	IP	H	R	ER	HR	HB	BB-I	SO	WP	BK
1993	AZL Rockies	1	3	4.00	8	8	0	0	0	36.0	35	19	16	1	5	9-0	26	7	0
1994	Asheville	7	14	5.97	28	27	2	0	0	143.1	188	107	95	6	16	59-1	103	9	5
1995	Salem	10	8	2.47	26	26	2	1	0	171.0	160	74	47	7	13	72-3	95	16	2
	New Haven	0	1	9.00	1	1	0	0	0	3.0	6	6	3	0	1	3-0	0	0	0
1996	New Haven	5	1	0.81	7	7	1	1	0	44.2	27	7	4	0	2	12-0	54	1	1
	Colorado Springs	4	2	2.72	9	9	0	0	0	59.2	53	20	18	3	2	22-0	40	1	0
	Colorado	4	4	4.93	16	15	0	0	0	91.1	105	60	50	8	7	41-1	45	1	2
1997	Colorado	8	12	6.25	26	26	1	0	0	149.2	198	113	104	19	11	71-3	59	6	2
	Salem	0	1	9.00	1	1	0	0	0	1.0	1	1	1	0	0	1-0	1	0	0
	Colorado Springs	1	0	1.64	2	2	0	0	0	11.0	9	3	2	1	0	5-0	11	0	0
1998	Colorado	9	14	5.67	34	34	1	0	0	206.1	235	143	130	24	11	95-3	86	6	3
1999	Colorado	4	3	4.87	16	16	0	0	0	94.1	110	52	51	10	4	54-3	49	3	0
	Colorado Springs	5	7	6.46	17	16	2	0	0	100.1	133	87	72	13	10	38-2	75	9	0
2000	Huntsville	2	0	0.00	2	2	0	0	0	12.1	7	0	0	0	1	5-0	10	1	0
	Indianapolis	0	0	1.80	1	1	0	0	0	5.0	8	5	1	0	0	3-0	7	0	0
	Milwaukee	7	9	4.10	26	25	0	0	0	164.2	157	81	75	12	18	88-5	96	9	2
2001	Milwaukee	11	12	4.90	33	33	1	1	0	194.2	201	115	106	26	20	98-10	129	6	1
2002	Milwaukee	5	13	5.35	19	19	1	1	0	114.1	115	72	68	15	11	63-8	69	8	0
	Indianapolis	1	1	4.11	3	3	0	0	0	15.1	16	7	7	3	0	5-0	13	0	0
	St. Louis	2	0	4.80	4	3	0	0	0	15.0	15	8	8	2	0	12-1	8	1	0
2003	Indianapolis	1	3	7.36	7	4	0	0	0	22.0	32	21	18	5	3	10-0	17	1	0
	Oklahoma	2	1	4.12	7	7	2	1	0	39.1	38	18	18	1	3	21-0	40	2	0
	Omaha	3	5	3.64	13	12	1	0	0	76.2	70	35	31	10	3	38-0	65	2	0
	Kansas City	1	2	4.26	4	4	2	1	0	25.1	23	14	12	1	1	11-0	19	0	0
2004	Omaha	8	6	4.21	18	18	1	1	0	104.2	111	58	49	13	9	35-0	70	5	0
	Colorado	2	3	4.12	14	14	0	0	0	78.2	82	39	36	8	6	45-3	41	3	0
2005	Colorado	8	16	5.46	34	27	0	0	0	171.1	201	119	104	22	15	81-4	101	2	2
2006	San Francisco	6	10	5.19	34	21	0	0	0	156.0	167	95	90	16	10	64-4	79	6	0
2007	Frisco	0	0	4.50	1	1	0	0	0	4.0	6	2	2	0	0	0-0	2	0	0
	Texas	4	5	3.62	20	9	0	0	0	77.0	72	35	31	6	5	41-2	39	4	0
	Oklahoma City	2	1	4.41	3	3	0	0	0	16.1	21	11	8	2	0	3-0	11	0	0
2008	Texas	8	7	5.12	75	0	0	0	0	84.1	93	57	48	5	8	35-3	60	5	0
2009	Kansas City	3	5	4.33	65	0	0	0	0	79.0	73	51	38	8	7	44-5	60	7	0
2010	Cleveland	1	2	5.48	18	0	0	0	0	21.1	25	18	13	1	2	9-0	9	1	0
	Sacramento	1	0	9.00	10	0	0	0	1	14.0	23	14	14	2	0	9-1	16	1	0
	Seattle	0	1	3.41	28	0	0	0	0	37.0	30	15	14	2	1	16-1	19	3	1
2011	Seattle	2	3	3.16	60	0	0	0	1	68.1	61	26	24	6	5	30-3	48	4	0
2012	Los Angeles-NL	5	3	3.72	66	0	0	0	0	67.2	72	35	28	2	4	30-7	54	2	0
	Minor League Totals	53	54	4.15	164	148	11	4	1	879.2	944	495	406	67	68	350-7	656	55	8
	Major League Totals	90	124	4.89	592	246	6	3	1	1896.1203511481030193				146		928-66	1070	77	13



RIGHT-HANDED PITCHER

KIRBY YATES

BATS
LEFTTHROWS
RIGHTHEIGHT
5'10"WEIGHT
170AGE
26

BORN: 3/25/87

MLB SERVICE TIME: None

BIRTHPLACE: Lihue, HI

ACQUIRED: Signed as Non-Drafted Free Agent 6/19/09

RESIDES: Koloa, HI

2012: Averaged 12.44 K/9 IP for Double-A Montgomery, highest among Southern League relievers...Tied for 2nd in the SL with 39 games finished and 4th in the Rays organization with 16 saves...Pitched to a 0.65 ERA (27.2 IP, 2 ER) with 40 SO in 19 games from June 30-Aug. 16...Named SL Pitcher of the Week for August 6-12 after recording 2 wins and a save in a 5-game series against Jackson...Allowed just 1 of 22 inherited runners to score, while he pitched to a 2.45 ERA (11 IP, 3 ER) with 2 saves in 10 appearances with the Phoenix Desert Dogs in the Arizona Fall League.

CAREER HIGHLIGHTS

2011: Missed the first two months of the season while recovering from offseason shoulder surgery...Started a rehab assignment with the Gulf Coast League Rays on June 22 and made 4 starts before being reinstated from the DL with Single-A Charlotte on July 3...Started the season with 10 scoreless outings spanning 21.2 IP and did not allow a run until Aug. 12 at St. Lucie...Limited opponents to a .128 avg. (14-for-109)...Since 2005, just 1 Florida State League pitcher (minimum 30 IP) has posted an opp avg. that low; Bradenton's, Diego Moreno (Pirates) in 2010 with a miniscule .105 opp avg.

2010: Spent a majority of the season with Single-A Bowling Green and made his first 15 appearances out of the bullpen...Pitched to a 2.00 ERA (27 IP, 6 ER) and converted all 5 save opportunities before making the transition to the starting rotation...Went 3-4 with a 3.86 ERA (63 IP, 27 ER) in 12 starts before being promoted to Charlotte on Aug. 12...Made 1 start with the Stone Crabs before missing the remainder of the season with a strained right shoulder, which eventually required offseason surgery.

2009: Made his professional debut with Rookie-level Princeton and averaged 16.75 K/9 IP in 14 games...Accumulated a 1.06 ERA (17 IP, 2 ER) with 32 SO over his final 9 appearances.

NOTE-A-BULLS

- Selected by the Red Sox in the 26th round of the 2005 MLB Amateur Draft but did not sign...Opted instead to attend Yavapai (Ariz.) Junior College, the same JUCO that produced Curt Schilling, relief pitcher Bob Howry and fellow Rays farmhand, Parker Markel.
- Underwent Tommy John surgery during his freshman season at Yavapai J.C. and sat out the 2007 season.
- Over four minor league seasons, has averaged 14.4 K/9 IP with a .209 opp avg. (170-for-815).

CAREER STATISTICS

YEAR	CLUB	W	L	ERA	G	GS	CG	SHO	SV	IP	H	R	ER	HR	HB	BB-1	SO	WP	BK
2009	Princeton	0	1	2.39	14	0	0	0	4	26.1	22	7	7	0	5	8-1	49	4	0
2010	Bowling Green	3	6	3.30	27	12	0	0	5	90.0	73	41	33	9	5	41-3	97	5	1
	Charlotte	0	0	5.06	1	1	0	0	0	5.1	7	3	3	0	0	2-0	3	0	0
2011	GCL Rays	0	1	2.70	4	4	0	0	0	6.2	6	3	2	0	1	2-0	3	0	0
	Charlotte	2	0	1.62	16	0	0	0	2	33.1	14	6	6	0	5	22-0	45	1	2
2012	Montgomery	4	2	2.65	50	0	0	0	16	68.0	48	21	20	4	1	39-2	94	8	0
Minor League Totals		9	10	2.78	112	17	0	0	27	229.2	170	81	71	13	17	114-6	291	18	3



2012 Season

Bill Evers
International League
Hall of Fame Induction
May 19, 2012



2012 ROSTER (ALL PLAYERS)

PITCHERS	No.	B	T	HT	WT	BORN	BIRTHPLACE
Archer, Chris	15	R	R	6'3"	200	09/26/1988	Raleigh, NC
Augenstein, Bryan	44	R	R	6'6"	230	07/11/1986	Sebastian, FL
Buschmann, Matt	37	R	R	6'3"	210	02/13/1984	St. Louis, MO
Cobb, Alex	17	R	R	6'2"	195	10/07/1987	Boston, MA
Colome, Alex	9	R	R	6'2"	185	12/31/1988	Santo Domingo, DR
De La Rosa, Dane	40	R	R	6'7"	245	02/01/1983	Torrance, CA
De Los Santos, Frank	17	L	L	6'0"	165	11/17/1987	Samana, DR
Dyer, Shane	32	R	R	6'3"	185	03/09/1988	Greeley, CO
Farnsworth, Kyle		R	R	6'4"	230	04/14/1976	Wichita, KS
Fleming, Marquis	12	R	R	6'1"	180	09/11/1986	Oakland, CA
Gaub, John	29	R	L	6'2"	210	04/28/1985	St. Paul, MN
Gomes, Brandon	12	R	R	5'11"	185	07/15/1984	Fall River, MA
Liberatore, Adam	34	L	L	6'3"	239	05/12/1987	Monaca, PA
Lueke, Josh	28	R	R	6'5"	235	12/05/1984	Covington, KY
Niemann, Jeff	37	R	R	6'9"	285	02/28/1983	Houston, TX
Nunez, Jhonny	26	L	R	6'3"	215	11/26/1985	San Jose de las Matas, DR
Orta, Ricky		R	R	6'2"	195	11/06/1984	Caracas, Venezuela
Paduch, Jim	16	R	R	6'2"	190	11/02/1982	Chicago, IL
Patterson, Jim		R	L	6'0"	190	02/09/1989	Chandler, AZ
Pendleton, Lance	14	L	R	6'3"	225	09/10/1983	Houston, TX
Ramos, Cesar	27	L	L	6'2"	205	06/22/1984	Los Angeles, CA
Reid, Ryan	10	L	R	5'11"	215	04/24/1985	Portland, ME
Sanchez, Romulo	45	R	R	6'5"	270	04/28/1984	Carora, Venezuela
Torra, Matt	39	R	R	6'3"	225	06/29/1984	Pittsfield, MA
Torres, Alexander	21	L	L	5'10"	175	12/08/1987	Valencia, Venezuela

CATCHERS	No.	B	T	HT	WT	BORN	BIRTHPLACE
Acosta, Mayo	12	R	R	6'1"	205	11/20/1987	Cabrera Nagua, DR
Albernaz, Craig	4	R	R	5'8"	195	10/30/1982	Fall River, MA
Ashley, Nevin	41	R	R	6'1"	215	08/14/1984	Vincennes, IN
Gimenez, Chris	36	R	R	6'2"	220	12/27/1982	Gilroy, CA
Lobaton, Jose	27	S	R	6'0"	210	10/21/1984	Acarigua, Venezuela
Rowan, Geoff	29	R	R	5'9"	190	10/30/1989	Naperville, IL
Vogt, Stephen	30	L	R	6'0"	215	11/01/1984	Visalia, CA

INFIELDERS	No.	B	T	HT	WT	BORN	BIRTHPLACE
Anderson, Leslie	24	L	L	6'1"	205	03/30/1982	Camaguey, Cuba
Beckham, Tim	22	R	R	6'0"	190	01/27/1990	Griffin, GA
Brignac, Reid	5	L	R	6'3"	190	01/16/1986	St. Amant, LA
Conrad, Brooks	7	S	R	5'10"	190	01/16/1980	San Diego, CA
Figueroa, Cole	3	L	R	5'10"	180	06/30/1987	Tallahassee, FL
Keppinger, Jeff	12	R	R	6'0"	185	04/21/1980	Miami, FL
Longoria, Evan	6	R	R	6'2"	210	10/07/1985	Downey, CA
Mangini, Matt	33	L	R	6'4"	230	12/21/1985	Springfield, MA
Miranda, Juan	46	L	L	6'0"	220	04/25/1983	Consolacion del Sur, Cuba
O'Malley, Shawn	7	S	R	5'11"	160	12/28/1987	Richland, WA
Price, Robby	5	L	R	5'10"	188	04/20/1988	Lawrence, KS
Rhymes, Will	2	L	R	5'9"	155	04/01/1983	Houston, TX
Rodriguez, Sean	1	R	R	6'0"	200	04/26/1985	Miami, FL
Wrigley, Henry	35	R	R	6'3"	180	08/09/1986	Red Wood City, CA

OUTFIELDERS	No.	B	T	HT	WT	BORN	BIRTHPLACE
Allen, Brandon	43	L	R	6'2"	235	02/12/1986	Conroe, TX
Feliciano, Jesus	23	L	L	5'10"	190	06/06/1979	Bayamon, Puerto Rico
Fuld, Sam	6	L	L	5'10"	175	11/20/1981	Durham, NH
Guyer, Brandon	11	R	R	6'2"	210	01/28/1986	West Chester, PA
Hudson, Kyle	32	L	L	5'11"	175	01/07/1987	Mattoon, IL
Jennings, Desmond	17	R	R	6'2"	200	10/30/1986	Birmingham, AL
Joyce, Matt	26	L	R	6'2"	205	08/03/1984	Tampa, FL
Kiermaier, Kevin	33	L	R	6'1"	200	04/22/1990	Fort Wayne, IN
Matsui, Hideki	55	L	R	6'2"	210	06/12/1974	Kanazawa, Japan
Salazar, Jeff	34	L	L	6'0"	195	11/24/1980	Oklahoma City, OK
Thompson, Rich	29	L	R	6'3"	185	04/23/1979	Reading, PA

2012 STATS (ALL PLAYERS)

BATTERS	AVG	G	AB	R	H	2B	3B	HR	RBI	TB	BB	SO	SB	CS	OBP	SLG	OPS
Mayo Acosta	.190	9	21	3	4	0	0	1	2	7	2	4	0	0	.250	.333	.583
Craig Albernaz	.156	23	64	2	10	3	0	0	3	13	5	23	1	0	.229	.203	.432
Brandon Allen	.262	29	122	17	32	9	1	4	14	55	4	32	0	0	.295	.451	.745
Leslie Anderson	.309	116	444	63	137	21	0	14	56	200	26	56	0	3	.355	.450	.805
Nevin Ashley	.245	35	110	18	27	6	1	5	13	50	15	25	1	1	.357	.455	.811
Tim Beckham	.256	72	285	40	73	10	1	6	28	103	29	71	6	0	.325	.361	.686
Reid Brignac	.231	99	346	45	80	14	2	8	46	122	45	79	3	3	.323	.353	.676
Brooks Conrad	.265	25	83	10	22	5	0	4	12	39	18	34	0	3	.392	.470	.862
Jesus Feliciano	.270	125	429	46	116	19	1	1	46	140	25	43	8	3	.312	.326	.638
Cole Figueroa	.286	88	311	32	89	17	4	2	42	120	26	22	3	2	.344	.386	.730
Sam Fuld	.167	5	18	0	3	1	0	0	0	4	3	3	0	1	.286	.222	.508
Chris Gimenez	.310	71	261	39	81	15	0	10	49	126	33	57	0	3	.389	.483	.871
Brandon Guyer	.294	22	85	9	25	3	1	3	13	39	7	15	2	0	.365	.459	.823
Kyle Hudson	.264	109	406	48	107	5	2	0	25	116	43	74	22	11	.335	.286	.621
Desmond Jennings	.167	3	12	1	2	0	0	0	0	2	0	1	0	0	.167	.167	.333
Matt Joyce	.000	1	2	0	0	0	0	0	0	0	1	0	0	1	.333	.000	.333
Jeff Keppinger	.286	6	21	4	6	1	0	0	1	7	4	2	0	0	.400	.333	.733
Kevin Kiermaier	.333	4	9	2	3	0	0	0	1	3	3	1	0	0	.500	.333	.833
Jose Lobaton	.067	4	15	0	1	1	0	0	0	2	0	5	0	0	.067	.133	.200
Evan Longoria	.200	10	30	0	6	0	0	0	3	6	7	9	0	0	.359	.200	.559
Matt Mangini	.273	82	300	28	82	15	0	5	32	112	25	84	2	1	.337	.373	.711
Hideki Matsui	.170	13	47	3	8	2	0	0	4	10	4	10	0	0	.231	.213	.444
Juan Miranda	.187	44	150	20	28	7	0	2	8	41	23	42	1	0	.307	.273	.580
Shawn O'Malley	.245	67	216	32	53	4	2	2	18	67	17	49	11	1	.304	.310	.614
Robby Price	.500	2	6	1	3	0	0	0	0	3	0	0	0	0	.500	.500	1.000
Will Rhymes	.256	46	172	19	44	5	3	4	21	67	18	19	2	3	.326	.390	.716
Sean Rodriguez	.500	2	6	2	3	2	0	1	4	8	1	2	0	0	.571	1.333	1.905
Jeff Salazar	.216	68	208	21	45	8	0	5	22	68	20	48	4	2	.287	.327	.614
Luke Scott	.375	2	8	3	3	0	0	2	4	9	0	1	0	0	.400	1.125	1.525
Rich Thompson	.310	93	339	47	105	17	7	2	30	142	29	53	29	7	.376	.419	.795
Stephen Vogt	.272	94	349	48	95	18	4	9	43	148	42	61	1	0	.350	.424	.774
Henry Wrigley	.285	94	354	39	101	25	1	13	52	167	21	78	0	1	.324	.472	.795
Team Totals	.267	144	4845	604	1292	225	27	103	564	1880	459	931	74	37	.334	.388	.722

PITCHERS	W	L	ERA	G	GS	CG	SHO	SV	IP	H	R	ER	HR	HB	BB	SO	WHIP	WP
Craig Albernaz	0	0	9.00	6	0	0	0	0	7.0	12	7	2	1	1	2	1.86	0	0
Chris Archer	7	9	3.66	25	25	0	0	0	128.0	99	54	52	6	7	62	139	1.26	12
Bryan Augenstein	2	1	3.59	23	1	0	0	3	42.2	43	18	17	2	2	12	40	1.29	3
Matt Buschmann	0	0	5.23	2	2	0	0	0	10.1	13	6	6	3	2	5	9	1.74	0
Alex Cobb	1	4	4.14	8	8	0	0	0	41.1	44	21	19	1	2	18	44	1.50	2
Alex Colome	0	1	3.24	3	3	0	0	0	16.2	12	6	6	1	1	9	15	1.26	2
Dane De La Rosa	0	4	2.79	54	0	0	0	20	67.2	36	22	21	2	4	42	87	1.15	5
Frank De Los Santos	3	1	2.18	27	0	0	0	1	33.0	32	12	8	2	3	10	25	1.27	1
Shane Dyer	1	3	7.34	9	8	0	0	0	41.2	66	35	34	4	1	13	25	1.90	1
Kyle Farnsworth	0	0	0.00	2	1	0	0	0	2.0	2	0	0	0	0	4	1.00	0	0
Marquis Fleming	0	0	9.00	7	0	0	0	0	13.0	17	13	13	2	2	10	6	2.08	1
John Gaub	0	1	4.32	16	0	0	0	1	16.2	10	8	8	0	0	12	21	1.32	0
Brandon Gomes	5	4	3.09	40	0	0	0	9	55.1	44	19	19	5	3	14	73	1.05	5
Adam Liberatore	1	1	1.29	16	0	0	0	1	21.0	18	3	3	0	0	8	21	1.24	4
Josh Lueke	2	6	5.59	42	0	0	0	2	67.2	85	45	42	6	0	17	71	1.51	4
Jeff Niemann	0	0	7.56	2	2	0	0	0	8.1	17	7	7	1	0	2	4	2.28	0
Jhonny Nunez	2	2	6.57	22	3	0	0	0	37.0	45	29	27	8	1	26	29	1.92	3
Jim Paduch	6	10	5.65	23	21	1	0	0	106.2	128	76	67	13	5	39	63	1.57	8
Jim Patterson	0	0	0.00	1	0	0	0	0	3.1	2	0	0	0	0	4	0.60	0	0
Lance Pendleton	8	7	4.81	26	23	1	0	0	129.0	139	72	69	14	6	55	104	1.50	7
Cesar Ramos	5	5	3.77	25	7	0	0	1	62.0	58	30	26	10	0	16	46	1.19	0
Ryan Reid	6	3	3.52	46	3	0	0	1	79.1	75	36	31	8	3	28	79	1.30	4
Romulo Sanchez	2	2	6.31	34	0	0	0	0	51.1	56	37	36	9	3	21	45	1.50	5
Matt Torra	12	7	4.10	26	23	0	0	0	147.0	148	70	67	25	6	26	78	1.18	5
Alexander Torres	3	7	7.30	26	14	0	0	0	69.0	70	58	56	6	3	63	91	1.93	5
Team Totals	66	78	4.59	144	144	2	11	39	1257	1271	684	641	130	55	509	11251.42	77	

2012 DAY-BY-DAY

DATE	OPP.	RESULT	SCORE	REC.	PLACE	GB	Win	Loss	Save	ATT.	
4/5	GWN	W	4-3 (12)	1-0	1st	--	Reid, R.	Lugo, J.	--	7,741	
4/6	GWN	L	0-3 (11)	1-1	T-2nd	0.5	Russell, A.	De La Rosa, D.	--	5,848	
4/7	GWN	W	6-5	2-1	T-1st	--	Ramos, C.	Chapman, J.	--	8,396	
4/8	GWN	W2	7-4	3-1	1st	--	Archer, C.	Junge, E.	De La Rosa	4,577	
4/9	CHA	W3	13-5	4-1	1st	--	Doyle	Doyle	--	3,207	
4/10	CHA	L	0-5	4-2	1st	--	Stults	Cobb, A.	--	3,557	
4/11	CHA	W	5-4	5-2	1st	--	Torres, A.	Shirek	Gomes	5,999	
4/12	@GWN	L	1-7	5-3	T-1st	--	Teheran	Nunez	--	4,699	
4/13	@GWN	L2	7-12	5-4	2nd	1.0	Junge	Archer	--	6,133	
4/14	@GWN	L3	0-5	5-5	2nd	2.0	Flande, Y.	Torra	--	8,268	
4/15	@GWN	W	5-1	6-5	2nd	1.0	Reid	Redmond, T.	--	5,288	
4/16	@CHA	L	2-14	6-6	2nd	2.0	Shirek	Torres	--	1,326	
4/17	@CHA	L2	2-3	6-7	2nd	3.0	Heath	Sanchez	Bruney	5,728	
4/18	@CHA	L3	3-4	6-8	3rd	4.0	Leesman, C.	Archer	Bruney	6,894	
4/19	@CHA	L4	2-5	6-9	3rd	5.0	Carter, A.	De La Rosa	Bruney	3,190	
4/20	@PAW	L5	10-15	6-10	3rd	5.0	Duckworth	Lueke	--	7,248	
4/21	@PAW	L6	5-9	6-11	3rd	6.0	Ohlendorf, R.	Torres	--	7,194	
4/23	@PAW	L7	0-2 (7)	6-12	3rd	6.0	Germano, J.	Archer	Miller, A.	5,866	
4/23	@PAW	L8	1-7 (7)	6-13	3rd	6.5	Cook, A.	Pendleton	--	5,866	
4/24	@NOR	L9	5-8	6-14	4th	7.5	Tillman, C.	Cobb	--	3,224	
4/25	@NOR	L10	2-4	6-15	4th	7.5	Eveland, D.	Torra	Phillips	2,969	
4/27	IND	L11	2-13	6-16	4th	9.0	Reyes, J.	Torres	--	8,473	
4/28	IND	L12	0-2	6-17	4th	10.0	Owens, R.	Archer	Slaten	8,411	
4/29	IND	L13	0-2	6-18	4th	11.0	Wilson	Cobb	Slaten	7,374	
4/30	IND	W	1-0	7-18	4th	10.5	Torra	Moskos	Ramos	3,797	
5/1	LOU	W2	5-4	8-18	4th	10.0	Ramos	Judy	--	3,343	
5/2	LOU	W3	7-5	9-18	4th	9.5	Paduch, J.	Francis	Lueke	9,356	
5/3	LOU	L	3-4 (11)	9-19	4th	9.5	Webb	Ramos	Christiani	6,005	
5/4	LOU	W	7-1	10-19	4th	9.0	Cobb	Carroll	De La Rosa	7,071	
5/5	NOR	L	2-5	10-20	4th	9.5	Tillman	Torra	Phillips	6,220	
5/6	NOR	W	2-1 (7)	11-20	4th	9.0	Pendleton	Villareal	De La Rosa	7,754	
5/7	@SYR	L	2-4 (7)	11-21	4th	9.0	Duke, Z.	Paduch	--	2,775	
5/8	@SYR	W	2-1 (7)	12-21	4th	8.0	Archer	Atkins	De La Rosa	2,775	
5/9	@SYR	L	8-15	12-22	4th	8.0	Cobb	Wang, C.	Severino	3,517	
5/10	@SYR	L2	1-5	12-23	4th	9.0	Maya	Torra	--	3,948	
5/11	@SWB	W	8-7 (10)	13-23	4th	9.5	Gomes	Gomes	--	2,498	
5/12	@SWB	L	2-3 (10)	13-24	4th	10.5	Whelan	Lueke	--	1,978	
5/13	@SWB	W	3-1	14-24	4th	10.0	Archer	Whitley	Gomes	1,766	
5/14	@SWB	W2	1-0	15-24	4th	9.5	Nunez	Warren	De La Rosa	1,260	
5/15	PAW	L	2-8	15-25	4th	10.5	Duckworth	Torra	--	4,206	
5/16	PAW	L2	4-5	15-26	4th	10.5	Wilson	Gaub	Melancon	4,855	
5/17	PAW	W	5-0	16-26	4th	9.5	Paduch	Matsuzaka	--	10,064	
5/18	PAW	W2	6-5	17-26	4th	8.5	Sanchez	Tazawa	Gomes	10,075	
5/19	CHA	L	1-7	17-27	4th	8.5	Shirek	Dyer	--	9,075	
5/20	CHA	W	6-0	18-27	4th	8.5	Torra	Zaleski	Gaub	7,750	
5/21	CHA	W2	3-2 (10)	19-27	4th	7.5	Gomes	Carter	--	3,524	
5/22	CHA	L	2-5	19-28	4th	8.5	Doyle	Paduch	Bruney	5,118	
5/24	NOR	L2	0-4	19-29	4th	8.5	Archer	Gonzalez, M.	--	7,192	
5/25	NOR	W	4-3 (10)	20-29	4th	8.5	Gomes	Neshek	--	9,905	
5/26	@NOR	W2	5-1	21-29	T-3rd	8.5	Torra	Tillman	--	9,124	
5/27	@NOR	W3	3-1 (10)	22-29	3rd	8.5	Augenstein	Link	--	4,603	
5/28	@IND	L	4-7	22-30	T-3rd	9.5	Johnson, K.	Paduch	Wood	7,644	
5/29	@IND	L2	1-3	22-31	T-3rd	10.5	Owens	Archer	Wood	4,886	
5/30	@IND	W	5-4 (10)	23-31	3rd	9.5	Gomes	Meek, E.	De La Rosa	6,676	
5/31	@IND	L	0-4	23-32	T-3rd	9.5	Torra	van den Hurk	--	6,327	
6/1	@LOU	W	3-1	24-32	T-3rd	8.5	Pendleton	Villareal	Gomes	8,882	
6/2	@LOU	W2	8-3	25-32	4th	7.5	Sanchez	Obispo	--	9,929	
6/3	@LOU	L	0-7	25-33	4th	4th	Francis	Archer	--	8,399	
6/4	@LOU	W	2-1	26-33	T-3rd	7.5	Dyer	Reineke	Gomes	5,927	
6/5	SWB	L	8-12	26-34	4th	8.0	Mitchell	Nunez	--	4,598	
6/6	SWB	L2	4-9	26-35	4th	9.0	Ortiz, R.	Pendleton	--	5,189	
6/7	SWB	L3	2-6	26-36	4th	10.0	Figueroa	Paduch	--	9,068	
6/8	SWB	L4	1-3	26-37	4th	11.0	Warren	Archer	Cedeno	8,972	
6/9	TOL	L5	1-11	26-38	4th	11.0	Turner, J.	Dyer	--	9,021	
6/10	TOL	W	7-1	27-38	4th	10.0	Torra	Brown, B.	--	8,703	
6/11	TOL	W2	6-3	28-38	4th	10.0	Reid	Weber	Gomes	3,500	
6/12	TOL	L	3-8	28-39	4th	11.0	Oliver	Paduch	--	4,306	
6/14	@LHV	W	12-2	29-39	4th	10.0	Archer	Elarton	--	9,867	
6/15	@LHV	L	1-4	29-40	4th	11.0	Misch, P.	Dyer	Aumont	10,100	
6/16	@LHV	W	3-0	30-40	4th	11.0	Torra	Wright	Augenstein	10,100	
6/17	@LHV	L	1-2 (11)	30-41	4th	11.0	Purcey, D.	Lueke	--	10,100	
6/18	@ROC	W	6-1	31-41	4th	11.0	Paduch	Hirschfield	Reid	4,644	
6/19	@ROC	W2	8-2	32-41	4th	10.0	Torres	Torres	French, L.	--	3,912
6/20	@ROC	L	6-7	32-42	4th	10.0	Robertson	Gomes	--	4,199	
6/21	@ROC	W	14-8	33-42	4th	9.0	Reid	Maloney	--	4,551	
6/22	BUF	W2	6-5	34-42	4th	10.0	Pendleton	Ramirez	De La Rosa	9,543	
6/23	BUF	W3	11-5	35-42	4th	8.0	Paduch	McHugh	--	9,561	
6/24	BUF	W4	4-3	36-42	4th	8.0	De Los Santos	Hampson	Augenstein	7,287	
6/25	BUF	W5	14-10	37-42	T-3rd	7.0	Nunez	Egbert	Lueke	4,961	
6/26	SYR	L	2-3 (12)	37-43	T-3rd	8.0	Pena	Reid	Garcia, C.	6,923	
6/27	SYR	W	4-3	38-43	3rd	7.0	Pendleton	Roark	De La Rosa	4,663	
6/28	SYR	L	3-14	38-44	3rd	8.0	Maya	Paduch	Mandel	7,437	

2012 DAY-BY-DAY

DATE	OPP.	RESULT	SCORE	REC.	PLACE	GB	Win	Loss	Save	ATT.
6/29	SYR	L2	7-11	38-45	3rd	9.0	Severino	De Los Santos	--	7,723
6/30	@BUF	W	12-6	39-45	3rd	9.0	Torres	Cohoon	--	7,824
7/1	@BUF	W2	12-6	40-45	3rd	8.0	Torra	Familia, J.	--	6,571
7/2	@BUF	W3	3-2	41-45	3rd	7.0	Archer	Olson	De La Rosa	6,238
7/3	@BUF	L	4-5	41-46	3rd	7.5	Gomes, B.	Mejia	--	15,930
7/4	NOR	W	8-2	42-46	3rd	6.5	Ramos	Berken, J.	--	11,117
7/5	NOR	L	5-10	42-47	3rd	6.5	Hunter, T.	Torres	Socolovich	8,235
7/6	@GWN	W	4-1	43-47	3rd	6.0	Torra	Redmond	De La Rosa	7,907
7/7	@GWN	L	5-6	43-48	3rd	6.0	Chapman	Ramos	--	5,268
7/8	@GWN	L2	9-11	43-49	T-3rd	7.0	Teheran	Pendleton	--	2,314
7/9										
7/10										
7/11										
7/12	@CHA	L3	4-6	43-50	4th	8.0	Shirek	Paduch	Moskos	4,128
7/13	@CHA	L4	3-4	43-51	4th	9.0	Lindsay	Augenstein	--	3,765
7/14	@CHA	L5	1-2	43-52	4th	10.0	Veal, D.	De La Rosa	--	7,381
7/15	@CHA	L6	0-4	43-53	4th	11.0	Remenosky	Pendleton	--	2,314
7/16	LHV	L7	3-6	43-54	4th	11.0	Cloyd	Reid	--	3,664
7/17	LHV	W	8-6	44-54	4th	11.0	Paduch	Elarton	De La Rosa	4,294
7/18	LHV	W2	6-4	45-54	4th	11.0	De Los Santos	Misch	De La Rosa	5,353
7/19	LHV	L	1-10	45-55	4th	11.0	Wright, M.	Torres	--	7,049
7/20	ROC	W	7-4	46-55	4th	11.0	Pendleton	Vasquez	--	7,642
7/22	ROC	L	1-5 (7)	46-56	4th	11.0	Manship	Paduch	--	7,390
7/22	ROC	W	4-3 (7)	47-56	3rd	12.0	Augenstein	Oliveros	--	7,390
7/23	ROC	W2	4-0	48-56	3rd	12.0	Lueke	Hendrick, L.	--	4,084
7/24	@GWN	W3	10-8	49-56	3rd	11.0	Gomes	Hughes, D.	Augenstein	3,182
7/25	@GWN	W4	16-8	50-56	3rd	11.0	Pendleton	Chapman	--	4,116
7/26	@GWN	L	1-8	50-57	3rd	11.0	Delgado, R.	Ramos	--	4,087
7/27	@GWN	L2	1-13	50-58	3rd	11.0	Flande	Paduch	--	6,759
7/28	@NOR	W	8-0	51-58	3rd	10.0	De Los Santos	Johnson	--	7,518
7/29	@NOR	L	7-8	51-59	3rd	11.0	Berken	Torres	Neshek, P.	4,768
7/30	@NOR	L2	6-7 (12)	51-60	3rd	12.0	Gomez	Colome, A.	Wheeler	3,909
7/31	@NOR	W	1-0	52-60	3rd	11.0	Ramos	Eveland	De Los Santos	4,464
8/2	GWN	W2	1-0	53-60	3rd	11.0	Archer	Flande	De La Rosa	8,198
8/3	GWN	W3	5-3	54-60	3rd	11.0	Liberatore, A.	Carlyle, B.	De La Rosa	7,763
8/4	GWN	W4	3-2	55-60	3rd	10.0	Torra	Teheran	Gomes	9,414
8/5	GWN	L	4-6	55-61	3rd	10.0	Russell, An.	De La Rosa	Varvaro, A.	8,286
8/6	COL	W	4-1 (7)	56-61	3rd	10.0	Pendleton	Parker	Liberatore	3,204
8/7	COL	L	1-2 (10)	56-62	3rd	11.0	Barnes	Gomes	Romero	3,541
8/8	COL	L2	0-3	56-63	3rd	12.0	Gomez	Colome	Wheeler	3,909
8/9	COL	W	12-2	57-63	3rd	11.0	Torra	Huff	--	7,524
8/10	@TOL	L	2-7	57-64	3rd	11.5	Oliver	Ramos	--	9,546
8/11	@TOL	L2	2-4 (7)	57-65	3rd	12.0	Marte	Liberatore	Balester	10,300
8/12	@TOL	L3	3-4	57-66	3rd	13.0	Weber	Archer	Ortega	8,897
8/13	@TOL	L4	5-7	57-67	3rd	14.0	Balester	Reid	--	7,484
8/14	@COL	W	6-3	58-67	3rd	14.0	Torra	Gomez	--	8,819
8/15	@COL	W2	9-7	59-67	3rd	14.0	Lueke	Wheeler	De La Rosa	9,337
8/16	@COL	L	1-7	59-68	3rd	15.0	McFarland	Pendleton	--	8,703
8/17	@COL	L2	3-4	59-69	3rd	16.0	Barnes	Gomes	--	11,212
8/18	GWN	L3	5-10	59-70	3rd	17.0	Delgado	Lueke	--	9,360
8/19	GWN	L4	10-13 (11)	59-71	T-3rd	17.0	Hughes	Lueke	Garrin, C.	7,107
8/20	CHA	L5	6-9	59-72	T-3rd	18.0	Shirek	Ramos	Martinez	3,672
8/21	CHA	W	3-1	60-72	3rd	17.0	Pendleton	Axelrod, J.	De La Rosa	4,825
8/22	NOR	W2	2-0	61-72	3rd	16.5	Archer	Arrieta, J.	De La Rosa	9,314
8/23	NOR	W3	3-2	62-72	3rd	16.5	Paduch	Petersime	Gomes	9,257
8/24	NOR	W4	8-3	63-72	3rd	16.5	Torra	Berken	De La Rosa	4,277
8/25	NOR	W5	5-3	64-72	3rd	15.5	Reid	Clark	De La Rosa	9,314
8/26	NOR	W6	4-3	65-72	3rd	15.0	Ramos	Eveland	Gomes	8,175
8/29	@NOR	L	0-1 (7)	65-73	3rd	15.0	Arrieta	Torres	--	4,846
8/29	@NOR	L2	0-3 (7)	65-74	3rd	15.0	Zagone	Pendleton	Burke	4,846
8/30	@NOR	L3	1-3	65-75	3rd	15.0	Berken	Torra	Phillips	5,355
8/31	CHA	L4	2-7	65-76	3rd	16.0	Carroll	Paduch	--	8,746
9/1	CHA	W	2-0	66-76	3rd	15.0	Reid	Shirek	De La Rosa	9,431
9/2	@CHA	L	1-2	66-77	3rd	16.0	Carter	Lueke	--	5,964
9/3	@CHA	L2	3-5	66-78	3rd	17.0	Zaleski	Pendleton	Remenosky	3,441

2012 ALL-STAR BREAK

2012 ALL-STAR BREAK

2012 ALL-STAR BREAK

2012 ALL-STAR BREAK

2012 ALL-STAR BREAK

2012 ALL-STAR BREAK

2012 ALL-STAR BREAK

2012 ALL-STAR BREAK

2012 ALL-STAR BREAK

2012 ALL-STAR BREAK

2012 ALL-STAR BREAK

2012 ALL-STAR BREAK

2012 ALL-STAR BREAK

2012 ALL-STAR BREAK

2012 ALL-STAR BREAK

2012 ALL-STAR BREAK

2012 ALL-STAR BREAK

2012 ALL-STAR BREAK

2012 ALL-STAR BREAK

2012 ALL-STAR BREAK

2012 ALL-STAR BREAK

2012 ALL-STAR BREAK

2012 ALL-STAR BREAK

2012 ALL-STAR BREAK

2012 ALL-STAR BREAK

2012 ALL-STAR BREAK

2012 ALL-STAR BREAK

2012 ALL-STAR BREAK

2012 ALL-STAR BREAK

2012 ALL-STAR BREAK

2012 ALL-STAR BREAK

2012 ALL-STAR BREAK

2012 ALL-STAR BREAK

2012 ALL-STAR BREAK

2012 ALL-STAR BREAK

2012 ALL-STAR BREAK

2012 ALL-STAR BREAK

2012 ALL-STAR BREAK

2012 ALL-STAR BREAK

2012 ALL-STAR BREAK

2012 ALL-STAR BREAK

2012 ALL-STAR BREAK

2012 ALL-STAR BREAK

2012 ALL-STAR BREAK

2012 ALL-STAR BREAK

2012 ALL-STAR BREAK

2012 ALL-STAR BREAK

2012 ALL-STAR BREAK

2012 ALL-STAR BREAK

2012 ALL-STAR BREAK

2012 ALL-STAR BREAK

2012 ALL-STAR BREAK

2012 ALL-STAR BREAK

2012 ALL-STAR BREAK

2012 ALL-STAR BREAK

2012 ALL-STAR BREAK

2012 ALL-STAR BREAK

2012 ALL-STAR BREAK

2012 ALL-STAR BREAK

2012 ALL-STAR BREAK

2012 ALL-STAR BREAK

2012 ALL-STAR BREAK

2012 ALL-STAR BREAK

2012 ALL-STAR BREAK

2012 ALL-STAR BREAK

2012 ALL-STAR BREAK

2012 ALL-STAR BREAK

2012 ALL-STAR BREAK

2012 ALL-STAR BREAK

2012 ALL-STAR BREAK

2012 ALL-STAR BREAK

2012 ALL-STAR BREAK

2012 ALL-STAR BREAK

2012 ALL-STAR BREAK

2012 ALL-STAR BREAK

2012 ALL-STAR BREAK

2012 ALL-STAR BREAK

2012 ALL-STAR BREAK

2012 RIGHT VS. LEFT

BULLS VS. RIGHT

BULLS VS. LEFT

PLAYER	AVG	AB	R	H	2B	3B	HR	RB	BB	SLG	AVG	AB	R	H	2B	3B	HR	RBI	BB	SLG
Acosta, Mayo	.235	17	3	4	0	0	1	2	2	.300	.000	4	0	0	0	0	0	0	0	.000
Albernaz, Craig	.171	35	1	6	1	0	0	2	5	.293	.138	29	1	4	2	0	0	1	0	.207
Allen, Brandon	.235	85	13	20	6	1	3	9	4	.275	.324	37	4	12	3	0	1	5	0	.486
Anderson, Leslie	.327	321	54	105	16	13	44	20	.376	.260	123	9	32	5	0	1	12	6	.325	
Ashley, Nevin	.219	64	11	14	2	1	2	4	8	.333	.283	46	7	13	4	0	3	9	7	.565
Beckham, Tim	.278	194	27	54	7	1	3	20	15	.333	.209	91	13	19	3	0	3	8	14	.341
Brignac, Reid	.235	247	32	58	10	1	8	44	33	.325	.222	99	13	22	4	1	0	2	12	.283
Conrad, Brooks	.231	52	5	12	2	0	2	8	11	.359	.323	31	5	10	3	0	2	4	7	.613
Feliciano, Jesus	.303	307	37	93	15	1	1	36	14	.331	.189	122	9	23	4	0	0	10	11	.221
Figueroa, Cole	.270	211	23	57	13	4	2	28	15	.322	.320	100	9	32	4	0	0	14	11	.360
Fuld, Sam	.077	13	0	1	0	0	0	0	3	.250	.400	5	0	2	1	0	0	0	0	.600
Gimenez, Chris	.273	165	17	45	7	0	4	27	14	.335	.375	96	22	36	8	0	6	22	19	.646
Guyer, Brandon	.296	71	7	21	3	1	2	12	4	.346	.286	14	2	4	0	0	1	1	3	.500
Hudson, Kyle	.319	69	13	22	1	0	0	3	9	.405	.244	41	3	10	0	1	0	5	6	.293
Jennings, Desmond	.286	7	1	2	0	0	0	0	0	.286	.000	5	0	0	0	0	0	0	0	.000
Joyce, Matt	.000	2	0	0	0	0	0	0	1	.333	---	-	-	-	-	-	-	-	-	----
Keppinger, Jeff	.250	12	2	3	0	0	0	0	1	.308	.333	9	2	3	1	0	0	1	3	.444
Kiermaier, Kevin	.250	8	1	2	0	0	0	1	3	.455	1.000	1	1	1	0	0	0	0	0	1.000
Lobaton, Jose	.067	15	0	1	1	0	0	0	0	.067	---	-	-	-	-	-	-	-	-	----
Longoria, Evan	.111	18	0	2	0	0	0	2	5	.320	.333	12	0	4	0	0	0	1	2	.333
Mangini, Matt	.305	220	24	67	14	4	28	21	.376	.188	80	4	15	1	0	1	4	4	.238	
Matsui, Hideki	.190	42	3	8	2	0	0	4	3	.239	.000	5	0	0	0	0	0	0	1	.000
Miranda, Juan	.189	106	13	20	6	0	2	7	20	.328	.182	44	7	8	1	0	0	1	3	.205
O'Malley, Shawn	.211	128	19	27	0	1	0	9	11	.280	.295	88	13	26	4	1	2	9	6	.432
Price, Robby	.600	5	1	3	0	0	0	0	0	.600	.000	1	0	0	0	0	0	0	0	.000
Rhymes, Will	.270	111	15	30	3	3	3	16	13	.346	.230	61	4	14	2	0	1	5	5	.311
Rodriguez, Sean	.500	2	1	1	1	0	0	2	1	.667	.500	4	1	2	1	0	1	2	0	1.500
Salazar, Jeff	.204	142	16	29	4	0	4	18	11	.260	.242	66	5	16	4	0	1	4	9	.348
Scott, Luke	.500	2	1	1	0	0	1	2	0	.333	.333	6	2	2	0	0	1	2	0	.833
Thompson, Rich	.314	140	26	44	9	4	1	13	14	.385	.306	111	15	34	4	1	1	6	6	.387
Vogt, Stephen	.303	234	36	71	12	3	5	28	25	.372	.209	115	12	24	6	1	4	15	17	.383
Wrigley, Henry	.316	253	32	80	19	11	43	13	.347	.208	101	7	21	6	0	2	9	8	.327	
Team Total	.274	3298	434	903	154	22	72	412	.338	.251	15471	70389	71	5	31	152	160	364		

PITCHER	ERA	IP	H	R	ER	HR	HB	BB	SO	ERA	IP	H	R	ER	HR	HB	BB	SO
Archer, Chris	3.17	76.2	51	28	27	2	3	27	80	4.38	51.1	48	26	25	4	4	35	59
Augenstein, Bryan	2.91	21.2	19	7	7	0	0	7	21	4.29	21.0	24	11	10	2	2	5	19
Buschman, Matt	5.68	6.1	6	4	4	1	0	4	4	4.50	4.0	7	2	2	2	2	1	5
Cobb, Alex	4.21	25.2	28	13	12	1	1	7	28	4.02	15.2	16	8	7	0	1	11	16
Colome, Alex	5.00	9.0	6	5	5	1	1	6	11	1.17	7.2	6	1	1	0	0	3	4
De La Rosa, Dane	2.29	39.1	19	11	10	1	3	26	61	3.49	28.1	17	11	11	1	1	16	26
De Los Santos, F.	3.32	19.0	17	11	7	2	2	7	14	0.64	14.0	15	1	1	0	1	3	11
Dyer, Shane	9.00	21.0	31	22	21	4	0	6	11	5.66	20.2	35	13	13	0	1	7	14
Farnsworth, Kyle	0.00	1.0	0	0	0	0	0	0	1	0.00	1.0	2	0	0	0	0	0	3
Fleming, Marquis	9.53	5.2	11	6	6	1	1	4	3	8.59	7.1	6	7	7	1	1	6	3
Gaub, John	5.00	9.0	5	5	5	0	0	7	11	3.52	7.2	5	3	3	0	0	5	10
Gomes, Brandon	3.45	31.1	26	12	12	4	2	5	40	2.63	24.0	18	7	7	1	1	9	33
Liberatore, Adam	1.93	14.0	13	3	3	0	0	6	12	0.00	7.0	5	0	0	0	0	2	9
Lueke, Josh	5.40	38.1	52	23	23	5	0	9	44	5.83	29.1	33	22	19	1	0	8	27
Niemann, Jeff	10.80	5.0	9	6	6	0	0	2	4	2.70	3.1	8	1	1	1	0	0	0
Nunez, Jhonny	5.56	22.2	27	15	14	4	1	10	19	8.16	14.1	18	14	13	4	0	16	10
Paduch, Jim	5.07	55.0	61	35	31	6	3	20	38	6.27	51.2	67	41	36	7	2	19	25
Patterson, Jim	0.00	2.2	1	0	0	0	0	0	2	0.00	0.2	1	0	0	0	0	0	2
Pendleton, Lance	3.84	77.1	73	35	33	6	5	18	64	6.27	51.2	66	37	36	8	1	37	40
Ramos, Cesar	5.27	42.2	50	29	25	10	0	10	36	0.47	19.1	8	1	1	0	0	6	10
Reid, Ryan	2.81	48.0	38	19	15	4	2	15	46	4.60	31.1	37	17	16	4	1	13	33
Sanchez, Romulo	7.28	29.2	35	25	24	5	2	8	30	4.98	21.2	21	12	12	4	1	13	15
Torra, Matt	3.89	76.1	70	34	33	12	6	14	42	4.33	70.2	78	36	34	13	0	12	36
Torres, Alexander	7.93	47.2	47	43	42	5	1	49	66	5.91	21.1	23	15	14	1	2	14	25
Team Total	0.00	730.0	699	395	75	34	267	690	45	0.00	527.0	572	289	289	55	21	242	435

2012 TRANSACTIONS

<u>Date</u>	<u>Player</u>	<u>Transaction</u>
4/4	Vogt, Stephen	Recalled to Tampa Bay
4/4	Salazar, Jeff	Assigned to Durham
4/5	Lueke, Josh	Recalled to Tampa Bay
4/5	Gaub, John	Assigned to Durham
4/8	Gimenez, Chris	Placed on DL, retroactive to 4/8
4/8	Albernaz, Craig	Promoted to Durham
4/12	Augenstein, Bryan	Placed on DL, retroactive to 4/10
4/14	Lueke, Josh	Optioned to Durham
4/14	De La Rosa, Dane	Recalled to Tampa Bay
4/14	Liberatore, Adam	Promoted from Montgomery
4/15	De La Rosa, Dane	Optioned to Durham
4/15	Cobb, Alex	Recalled to Tampa Bay
4/15	Gimenez, Chris	Activated from DL, selected to Tampa Bay
4/15	Paduch, Jim	Promoted from Montgomery
4/16	Liberatore, Adam	Reassigned to Montgomery
4/16	Paduch, Jim	Promoted from Montgomery
4/16	Cobb, Alex	Optioned to Durham
4/16	Gomes, Brandon	Recalled to Tampa Bay
4/21	Pendleton, Lance	Assigned to Durham
4/21	Vogt, Stephen	Optioned to Durham
4/21	Brignac, Reid	Optioned to Durham
4/21	Albernaz, Craig	Reassigned to Hudson Valley
4/23	Beckham, Tim	Placed on DL, retroactive to 4/20
4/28	Ashley, Nevin	Placed on the DL
4/29	Fleming, Marquis	Reassigned to Montgomery
4/29	Paduch, Jim	Reassigned to Montgomery
4/30	Guyer, Brandon	Placed on DL, retroactive to 4/27
4/30	Orta, Ricky	Released from Organization
4/30	Beckham, Tim	Suspended for 50 games
5/1	Rhymes, Will	Contract purchased by Tampa Bay
5/2	Figueroa, Cole	Promoted from Montgomery
5/4	Guyer, Brandon	Removed from DL
5/6	Ramos, Cesar	Recalled to Tampa Bay
5/6	Gomes, Brandon	Optioned to Durham
5/8	Guyer, Brandon	Recalled to Tampa Bay
5/10	Wrigley, Henry	Promoted from Montgomery
5/14	Vogt, Stephen	Recalled to Tampa Bay
5/14	Acosta, Mayo	Promoted from Charlotte
5/15	Lueke, Josh	Recalled to Tampa Bay
5/15	Matsui, Hideki	Assigned to Durham
5/16	Hudson, Kyle	Traded to the Philadelphia Phillies
5/17	Dyer, Shane	Promoted from Montgomery
5/18	Cobb, Alex	Recalled to Tampa Bay
5/18	Lueke, Josh	Optioned to Durham
5/20	Augenstein, Bryan	Reinstated from DL
5/20	Nunez, Jhonny	Reassigned to Hudson Valley
5/21	Lobaton, Jose	MLB Rehab Assignment
5/22	Gaub, John	Designated for Assignment
5/28	Lobaton, Jose	Completed MLB Rehab Assignment
5/28	Gimenez, Chris	Optioned to Durham
5/29	Matsui, Hideki	Promoted to Tampa Bay
5/29	Vogt, Stephen	Optioned to Durham
5/30	Acosta, Mayo	Reassigned to Montgomery
6/1	Jennings, Desmond	MLB Rehab Assignment
6/1	Torra, Matt	Placed on the DL
6/5	Jennings, Desmond	Completed MLB Rehab Assignment
6/5	Thompson, Rich	Optioned to Durham
6/9	Miranda, Juan	Released from Tampa Bay
6/10	Torra, Matt	Reinstated from DL
6/10	Albernaz, Craig	Reassigned to Hudson Valley
6/10	Allen, Brandon	Outrighted to Durham
6/15	Longoria, Evan	MLB Rehab Assignment
6/15	Keppinger, Jeff	MLB Rehab Assignment
6/15	Gomes, Brandon	Recalled to Tampa Bay
6/18	Gomes, Brandon	Optioned to Durham
6/19	Thompson, Rich	Recalled to Tampa Bay
6/19	Archer, Chris	Called Up to Tampa Bay
6/21	De Los Santos, Frank	Promoted from Montgomery
6/22	Gomes, Brandon	Recalled to Tampa Bay
6/22	Thompson, Rich	Optioned to Durham
6/22	Beckham, Tim	Reinstated from 50-Game Suspension

2012 TRANSACTIONS

Date	Player	Transaction
6/24	Torres, Alex	Recalled to Tampa Bay
6/24	Buschmann, Matt	Promoted to Durham
6/24	Scott, Luke	MLB Rehab Assignment
6/26	Torres, Alex	Optioned to Durham
6/26	Farnsworth, Kyle	MLB Rehab Assignment
6/26	Anderson, Leslie	Placed on DL, retroactive to 6/23
6/26	Scott, Luke	Completed MLB Rehab Assignment
6/27	Farnsworth, Kyle	Completed MLB Rehab Assignment
6/28	Allen, Brandon	Placed on the TI list, retroactive to 6/27
6/29	Archer, Chris	Optioned to Durham
6/30	Buschmann, Matt	Reassigned to Montgomery
6/30	Anderson, Leslie	Reinstated from DL
7/2	Vogt, Stephen	Placed on the DL, retroactive to 7/2
7/2	Nunez, Jhonny	Released from Organization
7/2	Ramos, Cesar	Optioned to Durham
7/2	Gomes, Brandon	Optioned to Durham
7/2	Salazar, Jeff	Reassigned to Hudson Valley
7/2	Albernaz, Craig	Promoted to Durham
7/4	Joyce, Matt	MLB Rehab Assignment
7/6	Joyce, Matt	Completed MLB Rehab Assignment
7/8	Salazar, Jeff	Released from Organization
7/12	Vogt, Stephen	Activated from DL
7/12	Albernaz, Craig	Reassigned to Hudson Valley
7/16	Fuld, Sam	MLB Rehab Assignment
7/19	Rhymes, Will	Optioned to Durham
7/19	Mangini, Matt	Placed on the TI List
7/21	Ramos, Cesar	Recalled to Tampa Bay
7/22	Gomes, Brandon	Recalled to Tampa Bay
7/22	Sanchez, Romulo	Placed on the DL, retroactive to 7/21
7/22	Liberatore, Adam	Promoted from Montgomery
7/22	Ashley, Nevin	Reinstated from DL
7/22	O'Malley, Shawn	Reassigned to Montgomery
7/24	Ramos, Cesar	Optioned to Durham
7/24	Gomes, Brandon	Optioned to Durham
7/24	Fuld, Sam	Completed MLB Rehab Assignment
7/24	Allen, Brandon	Placed on the TI List
7/25	Longoria, Evan	MLB Rehab Assignment
7/27	Allen, Brandon	Sold to Fukuoka Softbank Hawks
7/30	Augenstein, Bryan	Placed on the DL, retroactive to 7/27
7/31	Lueke, Josh	Recalled to Tampa Bay
7/31	Sanchez, Romulo	Released from Organization
8/2	Conrad, Brooks	Optioned to Durham
8/2	Albernaz, Craig	Placed on the DL, retroactive to 7/31
8/2	Lueke, Josh	Optioned to Durham
8/2	Colome, Alex	Promoted to Durham
8/3	Rhymes, Will	Recalled to Tampa Bay
8/3	Mangini, Matt	Activated from TIA
8/4	Torres, Alex	Placed on the DL, retroactive to 8/1
8/7	Rhymes, Will	Optioned to Durham
8/7	Longoria, Evan	Completed MLB Rehab Assignment
8/8	Conrad, Brooks	Designated For Assignment
8/8	Augenstein, Bryan	Reinstated from the DL
8/9	Conrad, Brooks	Sent Outright to Durham
8/9	Mangini, Matt	Released from Organization
8/13	Augenstein, Bryan	Placed on the DL
8/18	Niemann, Jeff	MLB Rehab Assignment
8/20	Albernaz, Craig	Reinstated from DL
8/24	Rodriguez, Sean	Optioned to Durham
8/24	Colome, Alex	Placed on the DL, retroactive to 8/22
8/28	Albernaz, Craig	Reassigned to Montgomery
8/28	Torres, Alex	Reinstated from DL
8/31	Brignac, Reid	Recalled to Tampa Bay
8/31	Gimenez, Chris	Recalled to Tampa Bay
8/31	Thompson, Rich	Recalled to Tampa Bay
8/31	Ramos, Cesar	Recalled to Tampa Bay
8/31	Kiermaier, Kevin	Promoted To Durham
8/31	Rodriguez, Sean	Recalled to Tampa Bay
9/1	Rowan, Geoff	Promoted from Hudson Valley
9/1	Price, Robby	Promoted from Charlotte
9/1	Rhymes, Will	Designated for Assignment
9/2	Gomes, Brandon	Recalled to Tampa Bay
9/2	Patterson, James	Promoted from Charlotte

2012 RECORDS

	Total	Home	Away	SCORE BY INNING									EXT.	TOTAL		
				1	2	3	4	5	6	7	8	9				
vs. Charlotte	6-15	6-5	0-10													
vs. Gwinnett	10-11	6-4	4-7													
vs. Norfolk	12-10	8-3	4-7													
vs. SOUTH	28-36	20-12	8-24													
				OPPONENTS	101	84	81	89	90	51	63	64	43	14	677	
				BULLS	69	75	74	73	93	71	57	53	24	9	600	
					Overall	Home	Road	Day	Night							
vs. Columbus	4-4	2-2	2-2	Wins-Losses	66-78	40-32	26-46	10-8	56-68							
vs. Indianapolis	2-6	1-3	1-3	vs. LH Starters	22-25	18-8	11-3	6-1	23-10							
vs. Louisville	6-2	3-1	3-1	vs. RH Starters	44-53	23-23	28-28	7-9	44-42							
vs. Toledo	2-6	2-2	0-4	Bulls Score First	46-22	28-9	26-15	9-3	45-21							
vs. WEST	14-18	8-8	6-6	Opp. Score First	37-17	13-22	13-16	4-7	22-31							
				One-run	24-18	18-8	10-15	3-3	25-20							
vs. Buffalo	7-1	4-0	3-1	Two-run	13-13	2-5	6-2	1-1	7-6							
vs. Lehigh Valley	4-4	2-2	2-2	Lead after 7	57-6	35-2	31-4	11-0	53-5							
vs. Pawtucket	2-6	2-2	0-4	Trail after seven	3-62	1-25	2-23	0-8	3-40							
vs. Rochester	6-2	3-1	3-1	Tied after seven	6-10	5-4	7-5	2-2	10-7							
vs. Scranton W-B	3-5	0-4	3-1	Extra Innings	7-9	4-4	7-4	1-3	10-5							
vs. Syracuse	2-4	1-3	1-3	Double Header	2-6	2-0	0-5	0-1	2-5							
vs. NORTH	24-22	12-12	12-12	Shutouts	11-13	7-2	2-3	1-1	8-4							
				W-L	W-L	W-L	W-L	W-L	W-L							
High-Water Mark	4-1 (4/9)			Monday	11-9		April	7-18								
Low-Water Mark	60-72 (8/21)			Tuesday	9-12		May	16-14								
Walk-Off Victories	7-8			Wednesday	9-8		June	16-13								
Two-Run Games:	13-13			Thursday	7-15		July	13-15								
Three-Run Games:	6-11			Friday	10-12		August	13-16								
Four-Run+ Games:	22-33			Saturday	9-11		September	1-2								
Extra Inning Games:	7-8			Sunday	11-11											

HIGHS/LOWS

TEAM	DURHAM BULLS	OPPONENTS	COMBINED
Most runs	16, 7/25 @ GWN	15, 2x 5/8 @ SYR	24, 7/25 @ Gwinnett
Most runs Inning	9, 5th, 6/30 @ BUF	8, 5th, 8/18 @ GWN	10, 5th, 6/30 @ Buffalo
Most hits	20, 6/21 @ ROC	23, 8/19 vs GWN	36, 7/9 @ Norfolk
Fewest hits	0, 4/29 vs IND	2, 4/30 vs IND	5, 5/29 (2) @ Toledo
Most RBI	15, 7/25 @ GWN	15, 4/20 @ PAW	13, 5/17 vs Louisville
Most home runs	7, 7/21 at Rochester	5, 2X, 7/8 vs Norfolk	7, 7/21 @ Rochester
Most home runs, inning	4x4, 8/20 @ CHA	5, 4/20 @ PAW	5, 4/20 @ Pawtucket
Most doubles	5, 10X, 8/26 vs CHA	5, 4X 7/17 at Pawtucket	10, 2X, 7/7 @ Pawtucket
Most triples	6, 6/25 vs BUF	2, 5/19 vs CHA	3, 2X 8/9 vs. Rochester
Most BB drawn	11, 7/25 @ GWN	12, 4/17 @ CHA	16, 6/26 vs Scranton
Most K by pitchers	13, 4/19 @ CHA	18, 4/5 vs GWN	24, 2X, 6/18 @ Gwinnett
Most stolen bases	8, 5/11 @ SWB	5, 7/2 @ BUF	8, 5/19 vs Louisville
Most DP turned	5, 8/23 vs NOR	4, 5/10 @ SYR	8, 6/6 vs Pawtucket
Most errors committed	5, 4/11 @ GWN	5, 4/9 vs CHA	7, 7/19 @ Norfolk
Most left on base	16, 2X 6/30 at CHA	14, 5/1 @ LOU	16, 5/18 vs PAW

SINGLE GAME HIGHS

OFFENSIVE

Longest Hitting Streak.....	15, Anderson
Longest On-Base Streak.....	27, Vogt
At-Bats, 9-Inning Gm.....	6, last Thompson 7/25
At-Bats, Extra-Inning Gm ...	6 x11, last, 8/19 vs. GWN
Hits	5, Guyer, 4/20 @ PAW
Runs	4, Guyer, Vogt, Thompson
Doubles.....	2, Wrigley, 6/30 @ BUF
Triples	1, Thompson
Home Runs	2x4, last, Gimenez 8/15
Consecutive Games w/HR ..	2 x8, last Anderson
Runs Batted In	5, Gimenez
Stolen Bases	5, O'Malley, 5/11 @ SWB

PITCHING/DEFENSE

Win streak:	5, Cobb, 4/9-6/27, Torres, 7/5-8/24
IP (starter)	8.0, Torra - 4/30 vs IND
IP (relief)	4.2, Torres 5/15 @ CHA
Runs Allowed	12, Paduch, 6/28 vs SYR
ER allowed	10, Paduch, 6/28 vs SYR
H allowed	12, Niemann
BB allowed	7, Torres, 4/16 @ CHA
K (start)	12, Archer, 5/24 vs NOR
K (relief)	6, 6X, De La Rosa, 7/30 @ NOR
Scoreless IP	12, Torra, 5/20-5/31

1998-2012 DURHAM BULLS

BATTING	Career*	.331	Matt Diaz	2003-04
AVERAGE	Season	.341	Steve Cox	1999
RUNS	Career	304	Justin Ruggiano	2007-11
SCORED	Season	107	Steve Cox	1999
	Game	5	Aubrey Huff	5/13/00 vs. S/WB
			Ozzie Timmons	5/13/00 vs. S/WB
			Daniel Mayora	7/17/11 at PAW
HITS	Career	531	Justin Ruggiano	2007-11
	Season	182	Steve Cox	1999
	Game	7	Desmond Jennings	9/3/09 at Charlotte
DOUBLES	Career	117	Chris Richard	2007-10
	Season	49	Steve Cox	1999
TRIPLES	Career	17	Elliot Johnson	2007-11
	Season	14	Jason Smith	2003
HOME RUNS	Career	84	Chris Richard	2007-10
	Season	36	Kevin Witt	2006
	Game	3	Pete LaForest	6/21/05 at Pawtucket
			Justin Ruggiano	5/9/09 at Gwinnett
RUNS	Career	299	Chris Richard	2007-10
BATTED IN	Season	127	Steve Cox	1999
	Game	9	Scott McClain	4/24/98 at Indianapolis
STOLEN	Career	107	B.J. Upton	2004-06
BASES	Season	52	Alex Sanchez	2000
	Game	5	James Buccheri	8/29/98 at Richmond
EARNED RUN	Career	2.46	Jeremy Hellickson	2009-10
AVERAGE	Season	2.42	Luis De Los Santos	2002
INNINGS	Career	454.2	Jason Standridge	2001-04
PITCHED	Season	173.0	Jason Standridge	2002
WINS	Career	34	Mickey Callaway	1998-01
	Season	14	Richard De Los Santos	2010
STRIKEOUTS	Career	272	Jason Standridge	2001-04
	Season	156	Alexander Torres	2011
	Game	13	Jason Hammel	8/16/06 at Toledo
			Wade Davis	6/3/09 vs. Toledo
			Matt Moore	7/27 vs. Gwinnett
SAVES	Career	77	Lee Gardner	2001-05
	Season	30	Lee Gardner	2003

Bold indicates a new record set

** Minimum 150 innings pitched or 500 at-bats for career leaders*

Minimum 0.8 innings pitched or 2.7 plate appearances per game for season leaders

TRIPLE-A SEASON LEADERS

1998-2012 DURHAM BULLS

BATTING AVERAGE

Steve Cox	.341	1999
Toby Hall	.335	2001
Matt Diaz	.332	2004
Elliot Johnson	.319	2010
Aubrey Huff	.316	2000

RUNS SCORED

Steve Cox	107	1999
Scott McClain	106	1999
Ozzie Timmons	100	2000
B.J. Upton	98	2005
Scott McClain	91	1998

HITS

Steve Cox	182	1999
Matt Diaz	167	2004
B.J. Upton	165	2005
Ryan Jackson	157	2003
Darnell McDonald	157	2006

DOUBLES

Steve Cox	49	1999
Matt Diaz	47	2004
Jon Weber	46	2009
Ryan Jackson	45	2003
Russ Canzler	40	2011

TRIPLES

Jason Smith	14	2003
Fernando Perez	11	2008
Carl Crawford	9	2002
Mike Caruso	9	2001
Rich Thompson	7	2012

HOME RUNS

Kevin Witt	36	2006
Scott McClain	34	1998
Dan Johnson	30	2010
Ozzie Timmons	29	2000
Earl Snyder	29	2005

RUNS BATTED IN

Steve Cox	127	1999
Scott McClain	109	1998
Ozzie Timmons	104	2000
Scott McClain	104	1999
Kevin Witt	99	2006

STOLEN BASES

Alex Sanchez	52	2000
B.J. Upton	46	2006
B.J. Upton	44	2005
Fernando Perez	43	2008
Two Tied (Jennings)	37	2010

EARNED RUN AVERAGE

Luis De Los Santos	2.42	2002
Jeremy Hellickson	2.45	2010
Dane De La Rosa	2.79	2012
Lance Carter	2.80	2002
Carlos Reyes	2.86	2003

INNINGS PITCHED

Jason Standridge	173.0	2002
Dave Eiland	171.2	1998
John Webb	163.1	2005
Mitch Talbot	161.0	2008
Mitch Talbot	161.0	2007

WINS

Richard De Los Santos	14	2010
Mitch Talbot	13	2008
Mitch Talbot	13	2007
Dave Eiland	13	1998
Several Tied (Hellickson)	12	2010

LOSSES

Doug Waechter	12	2006
Dan Wheeler	11	2000
Delvin James	10	2003
Jason Standridge	10	2001
Christopher Mason	10	2008

WALKS

Alexander Torres	83	2011
Terrell Wade	80	1999
Ramon Tatis	74	1999
Damian Moss	65	2004
Brad Pennington	65	1998

STRIKEOUTS

Alexander Torres	156	2011
J.P. HOWELL	145	2007
Mitch Talbot	141	2008
Wade Davis	140	2009
Chris Archer	139	2012

SAVES

Lee Gardner	30	2003
Bill Taylor	26	2000
Eddie Gaillard	26	1999
Lee Gardner	25	2002
Winston Abreu	23	2010

APPEARANCES

Eddie Gaillard	59	1999
Maximo Nunez	58	1998
Lee Gardner	57	2003
Todd Williams	56	2003
Lee Gardner	56	2001

YEAR-BY-YEAR LEADERS

	<u>1998</u>	<u>1999</u>	<u>2000</u>
BA	Scott McClain299	Steve Cox341*	Aubrey Huff316
HITS	Scott McClain141	Steve Cox182*	Ryan Jackson156
2B	Scott McClain35	Steve Cox49*	Ryan Jackson38
3B	Kerry Robinson4	Tony Graffanino6	Randy Winn5
HR	Scott McClain34	Scott McClain28	Ozzie Timmons29
RBI	Scott McClain10	Steve Cox127*	Ozzie Timmons104*
SB	Jim Buccheri37	Tony Graffanino16	Alex Sanchez52*
WINS	Dave Eiland13	Ramon Tatis12	Mickey Callaway11
ERA	Dave Eiland2.99	Ramon Tatis5.50	Mickey Callaway5.29
SO	Brad Pennington125	Ramon Tatis97	Dan Wheeler91
SV	Mark Eichhorn18	Eddie Gaillard26	Bill Taylor26
	<u>2001</u>	<u>2002</u>	<u>2003</u>
BA	Toby Hall335*	Andy Sheets294	Ryan Jackson303
HITS	Toby Hall125	Emil Brown120	Ryan Jackson157
2B	Toby Hall28	Ryan Freel27	Ryan Jackson45*
3B	Mike Caruso9	Carl Crawford9	Jason Smith14*
HR	Bobby Smith22	Andy Sheets14	George Lombard17
RBI	Ron Wright75	Andy Sheets69	Two Tied With71
SB	Norm Hutchins15	Ryan Freel37	George Lombard23
WINS	Travis Harper12	Lance Carter12	Carlos Reyes10
ERA	Mickey Callaway3.07	L. De Los Santos2.42*	Carlos Reyes2.86
SO	Travis Harper115	Jason Standridge111	Cedrick Bowers80
SV	Rusty Meacham15	Lee Gardner25	Lee Gardner30*
	<u>2004</u>	<u>2005</u>	<u>2006</u>
BA	Matt Diaz332	B.J. Upton303	Shawn Riggins293
HITS	Matt Diaz167	B.J. Upton165*	Darnell McDonald157*
2B	Matt Diaz47*	B.J. Upton36	Darnell McDonald33
3B	Luis Ordaz6	B.J. Upton6	Elijah Dukes5
HR	Midre Cummings27	Earl Snyder29	Kevin Witt36*
RBI	Matt Diaz93	Earl Snyder92	Kevin Witt99*
SB	Joey Gathright33	B.J. Upton44	B.J. Upton46*
WINS	Two Tied With8	John Webb10	Chris Seddon9
ERA	Jason Standridge3.85	John Webb4.85	Brian Stokes4.11
SO	Jason Standridge76	John Webb86	Jason Hammel117
SV	Al Reyes10	Lee Gardner15	J.B. Miadich10
	<u>2007</u>	<u>2008</u>	<u>2009</u>
BA	Justin Ruggiano309	Dan Johnson307	Jon Weber302
HITS	Justin Ruggiano149	Fernando Perez147	Jon Weber136
2B	Justin Ruggiano29	Chris Richard32	Jon Weber46
3B	Two Tied With6	Fernando Perez11	Henry Mateo4
HR	Justin Ruggiano20	Chris Richard26	Chris Richard24
RBI	Justin Ruggiano73	Chris Richard88	Chris Richard75
SB	Justin Ruggiano26	Fernando Perez43	Justin Ruggiano23
WINS	Mitch Talbot13*	Mitch Talbot13	Wade Davis10
ERA	J.P. Howell3.38	Jeff Niemann3.59	Wade Davis3.40
SO	J.P. Howell145*	Mitch Talbot141	Wade Davis140
SV	Chad Orvella20	Scott Dohmann20	Dale Thayer17
	<u>2010</u>	<u>2011</u>	<u>2012</u>
BA	Elliot Johnson319	Russ Canzler314	Rich Thompson311
HITS	Elliot Johnson136	Russ Canzler149	Leslie Anderson137
2B	Chris Richard39*	Russ Canzler40*	Henry Wrigley25
3B	Desmond Jennings6	Brandon Guyer5	Rich Thompson7
HR	Dan Johnson30*	Russ Canzler18	Leslie Anderson14
RBI	Dan Johnson95	Russ Canzler83	Leslie Anderson56
SB	Desmond Jennings37	Desmond Jennings17	Rich Thompson29
WINS	R. De Los Santos14*	Alexander Torres9	Matt Torra12
ERA	Jeremy Hellickson2.45*	Alexander Torres3.08	Dane De La Rosa2.79
SO	Jeremy Hellickson123	Alexander Torres156*	Chris Archer139*
SV	Winston Abreu23	Rob Delaney13	Dane De La Rosa20

* Indicates that the player led the IL

ALL-STAR SELECTIONS

1998 MID-SEASON	OF Greg Blosser253, 25 HR, 72 RBI
	3B Scott McClain299, 34 HR, 109 RBI
1998 POST-SEASON	3B Scott McClain299, 34 HR, 109 RBI
1999 MID-SEASON	1B Steve Cox341, 25 HR, 127 RBI
	P Eddie Gaillard	3-6, 2.89 ERA, 26 Saves
	2B Tony Graffanino313, 9 HR, 58 RBI
1999 POST-SEASON	1B Steve Cox341, 25 HR, 127 RBI
	3B Scott McClain251, 28 HR, 104 RBI
2000 MID-SEASON	3B Aubrey Huff316, 20 HR, 76 RBI
	P Bill Taylor	4-0, 4.17 ERA, 26 Saves
2000 POST-SEASON	3B Aubrey Huff316, 20 HR, 76 RBI
	1B Ryan Jackson311, 18 HR, 85 RBI
	OF Ozzie Timmons300, 29 HR, 104 RBI
2001 MID-SEASON	C Toby Hall335, 19 HR, 72 RBI
	1B Ron Wright262, 20 HR, 75 RBI
2001 POST-SEASON	C Toby Hall335, 19 HR, 72 RBI
2002 MID-SEASON	OF Carl Crawford297, 7 HR, 52 RBI
	P Lee Gardner	2-1, 2.36 ERA, 25 Saves
	3B Andy Sheets294, 14 HR, 69 RBI
2002 POST-SEASON	P Lee Gardner	2-1, 2.36 ERA, 25 Saves
2003 MID-SEASON	P Lee Gardner	3-7, 3.73 ERA, 30 Saves
	1B Ryan Jackson303, 13 HR, 71 RBI
	P Carlos Reyes	10-3, 2.86 ERA, 78 SO
	SS Jason Smith285, 15 HR, 71 RBI
2003 POST-SEASON	1B Ryan Jackson303, 13 HR, 71 RBI
	SS Jason Smith285, 15 HR, 71 RBI
2004 MID-SEASON	INF Jorge Cantu302, 22 HR, 80 RBI
	OF Midre Cummings285, 27 HR, 89 RBI
2004 POST-SEASON	INF Jorge Cantu302, 22 HR, 80 RBI
	OF Matt Diaz332, 21 HR, 93 RBI
2005 MID-SEASON	OF Joey Gathright305, 1 HR, 18 RBI
	C Pete LaForest270, 21 HR, 52 RBI
	1B Eric Munson285, 25 HR, 71 RBI
	SS B.J. Upton303, 18 HR, 74 RBI
2005 POST-SEASON	SS B.J. Upton303, 18 HR, 74 RBI
2006 MID-SEASON	C Shawn Riggins293, 11 HR, 54 RBI
	SS B.J. Upton269, 8 HR, 41 RBI
	1B Kevin Witt291, 36 HR, 99 RBI
2006 POST-SEASON	OF Darnell McDonald292, 14 HR, 57 RBI
	1B Kevin Witt291, 36 HR, 99 RBI
2007 MID-SEASON	P Jeff Niemann*	12-6, 3.98 ERA, 123 SO
	OF Justin Ruggiano309, 20 HR, 73 RBI
2007 POST-SEASON	OF Justin Ruggiano309, 20 HR, 73 RBI
2008 MID-SEASON	SS Reid Brignac250, 9 HR, 43 RBI
	P Jeremy Cummings	8-3, 2.87 ERA, 77 SO
	1B Chris Richard293, 26 HR, 88 RBI
	P Dale Thayer	3-1, 2.77 ERA, 76 SO
2008 POST-SEASON	SS Reid Brignac250, 9 HR, 43 RBI
2009 MID-SEASON	SS Reid Brignac282, 8 HR, 44 RBI
	P Dale Thayer	2-5, 2.27 ERA, 44 SO
2009 POST-SEASON	OF Jon Weber302, 14 HR, 69 RBI
2010 MID-SEASON	3B Dan Johnson303, 30 HR, 95 RBI
	SS Elliot Johnson319, 11 HR, 56 RBI
	2B Joe Dillon262, 9HR 57 RBI
	Manager Charlie Montoyo88-55 Record
2010 POST-SEASON	3B Dan Johnson303, 30 HR, 95 RBI
	SS Elliot Johnson319, 11HR, 56 RBI
	SP Jeremy Hellickson	12-3, 2.45ERA, 123 SO
	Manager Charlie Montoyo88-55 Team Record
2011 MID-SEASON	UTIL Russ Canzler314, 18 HR, 83 RBI
	SS Ray Olmedo260, 0 HR, 27 RBI
	OF Brandon Guyer312, 14 HR, 61 RBI
	OF Desmond Jennings275, 12 HR, 39 RBI
2011 POST-SEASON	UTIL Russ Canzler314, 18 HR, 83 RBI
2012 MID-SEASON	1B Leslie Anderson309, 14 HR, 56 RBI
	P Dane De La Rosa	0-4, 2.79 ERA, 20 SV
2012 POST-SEASON	1B Leslie Anderson309, 14 HR, 56 RBI

*Elected but did not play due to injury

INDIVIDUAL HONORS

LEAGUE MVP

NAME	YEAR	AVG	HR	RBI	R	SB
John Burman	1941	.327	1	65	86	13
Rusty Staub	1962	.293	23	93	115	9
Cliff Johnson	1970	.332	27	91	74	6
Brad Komminsk	1981	.322	33	104	108	35
Steve Cox	1999	.341	25	127	107	3
Toby Hall	2001	.335	19	72	59	1
Kevin Witt	2006	.291	36	99	82	0
Dan Johnson	2010	.303	30	95	66	0
Russ Canzler	2011	.314	18	83	78	5

LEAGUE ROOKIE OF THE YEAR

NAME	YEAR	AVG	HR	RBI	R	SB
Andy Kosco	1960	.273	22	75	67	1
Rusty Staub	1962	.293	23	93	115	9
Aubrey Huff	2000	.316	20	76	73	2
Carl Crawford	2002	.297	7	52	59	26

LEAGUE PITCHER OF THE YEAR

NAME	YEAR	W-L	ERA	IP	SO	BB
Kent Mercker	1988	11-4	2.75	127.2	159	47
Jeremy Hellickson	2010	12-3	2.45	117.2	123	35

LEAGUE MANAGER OF THE YEAR

NAME	YEAR	WINS	LOSSES	PCT	FINISH
Oscar Roettger	1940	73	62	.541	4th (won league)
Bruno Betzel	1941	84	53	.613	1st (won league)
Floyd Patterson	1946	80	62	.563	2nd
Clarence Parker	1949	70	72	.493	6th
Clarence Parker	1951	84	56	.600	1st
Johnny Pesky	1956	84	69	.549	2nd
Bobby Mavis	1957	79	61	.564	1st (won league)
Lou Fitzgerald	1962	89	51	.636	1st
Clyde McCullough	1967	74	64	.536	1st (won league)
Cliff Davis	1970	77	63	.550	2nd
Grady Little	1989	84	54	.609	1st
Charlie Montoyo	2010	88	55	.615	1st

MINOR LEAGUE PLAYER OF THE YEAR

PITCHER NAME	YEAR	W-L	ERA	IP	SO	BB
Johnny Vander Meer	1936	19-6	2.65	214	295	11
David Price	2008	12-1	2.30	109.2	109	32
Jeremy Hellickson	2010	12-3	2.45	117.2	123	35

PLAYER NAME	YEAR	AVG	HR	RBI	R	SB
Rocco Baldelli	2002	.331	19	71	86	26
Delmon Young	2005	.315	26	99	92	32

DURHAM ALL-TIME RECORD

1902	North Carolina League.....	23 - 35
1913-1917	N. Carolina State League.....	297 - 215
1920-1943	Piedmont League.....	1407 - 1514
	<i>Parent Clubs: Philadelphia (NL) 1932</i>	
	<i>New York (AL) 1933; Cincinnati 1936-1940, Brooklyn 1941-1943</i>	
1945-1997	Carolina League.....	3210 - 3058
	<i>Parent Clubs: Boston (AL) 1945-1947, Detroit 1948-1961; Houston 1962-1966, New York (NL) 1967, 1968, Philadelphia (NL) 1969; Atlanta 1980-1997</i>	
1998-2012	International League.....	1148 - 1000
	<i>Parent Club: Tampa Bay 1998-present</i>	
DURHAM ALL-TIME RECORD.....		6085 - 5555

ALL-TIME SINGLE SEASON LEADERS

BATTING AVERAGE

Willie Duke	.385	1947
Harry Smith	.385	1925
Frank McCormick	.381	1936
Tom Wolfe	.381	1932
Tom Wright	.380	1946
Fred Pacitto	.368	1947
Fred Tauby	.358	1930
Hobe Brumitt	.356	1924
Jack Lindley	.353	1930
Tom Wolfe	.351	1930

RUNS SCORED

Woody Fair	161	1946
Jack Lindley	148	1930
Cecil Tyson	138	1947
Leon Mohr	131	1936
Tom Wright	122	1946
Tom Wolfe	121	1930
Fred Tauby	119	1930
Pat Haggerty	119	1949
Joseph Macedo	116	1936
Henry Navarro	116	1951

HITS

Frank McCormick	211	1936
Fred Tauby	203	1930
Tom Wright	200	1946
Woody Fair	198	1946
Jack Lindley	194	1930
Harry Smith	192	1925
Fred Tauby	189	1928
Cecil Tyson	189	1947
Tom Wolfe	187	1930
Charles King	186	1952

DOUBLES

Woody Fair	51	1946
Fred Tauby	50	1930
Crash Davis	50	1948
Frank McCormick	49	1936
Steve Cox	49	1999
Steve Demeter	48	1954
Matt Diaz	47	2004
Harry Smith	46	1926
Jon Weber	46	2009
Ryan Jackson	45	2003

TRIPLES

Jule Mallonee	22	1925
Fred Tauby	21	1930
Tom Wolfe	18	1929
Leroy Jones	16	1924
Tom Long	16	1927
Lee Gooch	15	1922
Jack Lindley	15	1930
Tom Wolfe	15	1930
Tom Wolfe	15	1932
Three Tied With	14	

HOME RUNS

Tom Wolfe	39	1930
Jack Lindley	37	1930
Kevin Witt	36	2006
Scott McClain	34	1998
Brad Komminsk	33	1981
Greg Luzinski	31	1969
Dan Johnson	30	2010
Ozzie Timmons	29	2000
Earl Snyder	29	2005
Scott McClain	28	1999

RUNS BATTED IN

Woody Fair	161	1946
Tom Wolfe	154	1930
Frank McCormick	138	1936
Fred Tauby	137	1930
Tom Wolfe	134	1929
Steve Cox	127	1999
Jack Lindley	125	1930
George Wilson	121	1946
John Streza	117	1946
Willie Duke	117	1947

STOLEN BASES

Albert Hall	100	1980
Warren Butts	87	1916
Warren Butts	64	1913
Pat Haggerty	62	1949
Fred Tauby	55	1930
Del Duckworth	55	1947
Ramon Caraballo	53	1991
Alex Sanchez	52	2000
Lee Heath	50	1992
Art Bourg	49	1925

ALL-TIME SINGLE SEASON LEADERS

EARNED RUN AVERAGE

Eddie Neville	1.72	1952
Ed Albosta	1.73	1941
John Aehl	1.87	1958
Walt Masters	1.90	1924
Gordon Knutson	1.90	1969
Monte Weaver	1.94	1929
David Reed	2.04	1957
Charles Hudson	2.22	1968
Glen Moulder	2.23	1942
Michael Cronin	2.28	1943

LOSSES

Lee Reid	21	1928
Rube Parnham	19	1916
Joe Caviness	19	1922
John Travis	19	1943
Joe McManus	18	1914
Alex Gibson	18	1923
DeWitt Perry	17	1930
Wray Query	17	1930
DeWitt	17	1931
Murray O'Flynn	17	1937

INNINGS PITCHED

Joe McManus	357	1914
Rube Parnham	314	1916
Murray O'Flynn	306	1937
C.H. Frye	297	1915
Lee Meadows	292	1913
Dick Cherry	290	1930
Lee Meadows	285	1914
Lee Reid	283	1929
DeWitt Perry	282	1930
Paul Gehrman	279	1937

WALKS

DeWitt Perry	168	1930
Buck Jones	151	1925
Charles Hastedt	131	1947
Dick Cherry	130	1930
Murray O'Flynn	126	1937
John McPadden	124	1948
G. Lucien Dawson	122	1952
Henry Behrman	119	1942
Clarence Pickrel	118	1931
Elton Hamilton	118	1936

WINS

Eddie Neville	25	1949
Joe McManus	23	1914
C.H. Frye	22	1915
Guy McWhorter	22	1922
Lee Meadows	21	1913
Vance Page	21	1929
Lee Reid	21	1929
Paul Gehrman	21	1937
Eddie Neville	21	1953
John McPadden	20	1951

SAVES

Lee Gardner	30	2003
Matt Byrd	27	1995
Eddie Gaillard	26	1999
Bill Taylor	26	2000
Lee Gardner	25	2002
Winston Abreu	23	2010
Dane De La Rosa	20	2012
Scott Dohmann	20	2008
Chad Orvella	20	2007
Carl Schutz	20	1994
Kerry Ligtenberg	20	1996

APPEARANCES

Gary Reiter	61	1982
Matt Byrd	60	1995
Eddie Gaillard	59	1999
Maximo Nunez	58	1998
Lee Gardner	57	2003
Lee Gardner	56	2001
Todd Williams	56	2003
Max Del Rosario	55	1986
Jeff Greene	55	1986
Jason Childers	55	2009

STRIKEOUTS

J. Vander Meer	295	1936
DeWitt Perry	211	1930
David Reed	200	1957
Gerald Wild	200	1967
Johnnie Seale	197	1960
Lee Meadows	195	1914
Jon Matlack	188	1968
Lee Meadows	184	1913
A. John Penn	183	1969
Larry Mason	175	1966

ALL-TIME ROSTER

Abernathy, Brent	2000-01, 03	Bannon, Jeff	2008	Bootcher, Chris	2011
Abreu, Winston	2009-10	Barbosa, Rafael	1984	Borbon, Pedro	1990-91
Acosta, Mayo	2012	Bare, Burman	1940	Borders, Pat	2000-01
Adams, Clifford	1958-61	Barger, Vince	1984-85	Bornann, Mike	1983, 1985
Adams, G.	1920	Bark, Brian	1991	Bourg, Arthur	1924-26
Adams, Jackie	1968	Bark, Gerald	1968	Bowen, George	1938
Adcock, Robert	1951	Barlow, Billy	1971	Bowen, Jack	1958-59, 1961
Adkins	1924	Barnett, Marty	1999-2000	Bowers, Cedrick	2000-03
Adlesh, David	1963	Barney, Rex	1943	Bowie, Micah	1995-97
Aehl, John	1957-59	Barr, Richard	1955	Bowlby, Charles	1970
Agosto, Stevenson	2000-02	Barrett, D.L.	1931	Bowles, Charles	1939
Aguirre, Ernest	1969	Barrett, Alexander	1966, 1970	Boyle, Charles	1914-15
Ahearn, Charles E.	1933	Barrett, John	1946	Bradford, Chad	2009
Aird, Richard	1962	Bartholme, Terry	1961	Bradley, Donald	1962
Akers, Bill	1926-27	Bartlett, Jason	2010	Bradshaw, Gary	1971
Akins, Sid	1987	Barto, Jere	1958	Brady, James	1960
Albermaz, Craig	2009-12	Bass, Jayson	1997	Bragg, Gordon	1951
Albertson, John	1987	Bateman, Joe	2009-11	Bragg, H. Wilbert	1962
Albosta, Edward	1941	Bates, Hubert	1949	Brandon, Darrell	1963
Alcaide, Jose	1971	Baumgartner, John	1951	Brazelton, Devon	2002-05
Aldred, Scott	1998	Baxter, David	1952	Brechtel, Wayne	1970
Aldey, Juan	1980	Bay, Richard	1955-56	Brenner, Glenn	1968
Aleno, Charles	1939	Beal	1924	Breslin, Harry	1913
Alfaio, Flavio	1985	Bean, Colter	2008	Brewer, Henry	1926
Alford	1931	Beasley, George	1925-26	Brewster, Charles	1942
Alicea, Ed	1990	Beck, Junius	1939	Briggs, Anthony	1996-97
Allen, Brandon	2012	Beck, Richard	1957-60	Brignac, Reid	2008-09, 2011-12
Allen, C.G.	1923	Beckham, Tim	2011-12	Bill, James	1955
Allen, H.	1924	Behenna, Rick	1980-81	Briner, Daniel	1958-61
Allen, Mitchell	1945	Behrman, Henry	2002	Brito, Luis	1996
Allswede, Keith	1949	Beimel, Joe	1945	Brittain, Grant	1992
Altman, Donald	1962-63	Beinbrink, Andy	2002	Brittain, Guy	1923
Alusik, George	1953-54	Belanger	1914	Brock, Chris	1993, 2005
Alva, John	1987	Beltz, Todd	2000, 03	Brooks, Antone	1996
Alvarez, Jose	1980	Bell, Jery	1971	Brooks, H.	1920
Ames	1929	Bell, Mike	1988	Brown	1927
Anderson, Ferrell	1942	Bell, Rob	2003-05	Brown, B.	1932-33
Anderson, Jimmy	2005	Benbow, Lou	1995	Brown, Curtis	1967
Anderson, Leslie	2010-12	Bennett, Jeff	2009-10	Brown, Davis	1960
Anderson, Rufus	1959-61	Benoit, Joaquin	2010	Brown, Elliot	2000
Andrade, Steve	2007, 08	Benson, Jack	1922-23	Brown, Emil	2002
Andrews, Nate	1932	Benza, Alfred	1957	Brown, George	1932
Angier, Shorty	1913-15	Bernat, Walter	1949	Brown, Hector	1946
Antoine, Wendell	1957, 1960	Bestudnik, Joseph	1937, 1940	Brown, Kevin	1987
Antone, George	1936	Bethae, James	1960	Brown, Kevin	2002
Antonetty, Felipe	1968	Bethell, Roy	1970	Brown, Mace	1931
Apellaniz, Domingo	1970-71	Bethke, James	1967	Brown, William "Gates"	1961
Archer, Christopher	2011-12	Bibby, James	1968	Bruce, Robert	1954-55
Arduini, Salvatore	1949	Bingham	1928	Brucker	1902
Arias, Thomas	1968	Binkley, Brett	1995	Brummitt, Hobe	1924, 26, 31
Arlich, Donald	1962-63	Bird, Don	1939	Bruno, Paul	1941
Arnette	1928	Birkins, Kurt	2008	Brust, Dave	1990-91
Arnold, Jamie	1994-95, 1997	Birrer, Werner	1948	Bryant, James	1933
Arsenuk, Michael	1967-68	Bishop, Herman	1949-51	Brizenk, Thaddeus	1958-59
Ashley, Nevin	2010-12	Bitting	1924	Buccheri, James	1998-2000
Assenmacher, Paul	1984-85	Black, Bobby	1963-65	Buckner	1925
Atkinson, Hollis	1915-17, 20, 22	Blackburn, Wayne	1938-39	Bucy, Jesse	1953
Augenstein, Bryan	2012	Blackstock, Harold	1937	Buente, Jay	2011
Averette, David	1945	Blair, Dirk	1993	Bullard, George	1954
Avery, Steve	1989	Blake, Dean	1947	Buranskas, Victor	1950
Aviles, Brian	1984, 1987	Blakesly, James	1933	Burbrink, Edward	1945
Aybar, Manny	2001	Blalock, Hank	2010	Burgess, Kurt	1993-95
Aybar, Willy	2008	Blanco, Roger	1997	Burgmeier, Thomas	1963
Ayrault, Joe	1993	Blankenship, Kevin	1985	Burlingame, Dennis	1989, 1991
Backe, Brandon	2002-03	Blauser, Jeff	1986	Burman, John	1941
Bacque, Gene	1959	Blinstrub, William	1939	Burris, Paul	1942
Badeaux, Brooks	2000, 02-05	Blonski, Ed	1943	Burroughs, Eugene	1959-60
Bailey, Bruce	1945	Blosser, Greg	1998	Burroughs, Sean	2006
Bailey, Roger	1999	Boaz, William	1943	Burttam, Jerry	1959
Bailey, Welby	1982	Boback, Leonard	1940	Buschmann, Matt	2012
Baird, Chris	1985	Bock, Jeff	1994-95	Bushman, Philip	1971
Brian Baker	2010-11	Bockhorn, Glen	1980-81	Butler, Adam	1996
Baker, John	1983	Roger, James	1959-60	Butler, Brent	2006-07
Baldelli, Rocco	2002, 2006-07, 2010	Bohannon, Larry	1964-65	Butler, Brett	1980
Baldwin, David	1964	Bohl, Richard	1938	Butler, Charley	1932
Balfour, Grant	2008	Bohlike, Scott	1987-88	Butler, Jason	1994
Ball, Edwin	1943, 1945	Boles, Roy	1943	Butler, Rich	1998-99
Bandrimer	1931	Boltz, Brian	1989, 1993	Butts, Warren	1923
Banucci, Roy	1938	Bolzendahl, Daniel	1946	Butts, Dave	1988-89
Banks, Jacob John	1938	Bonair, Paul	1945	Butts, Warren	1913-17
Bankston, Wes	2006-07	Boone, Robert	1969	Byerly, Rod	1990

Byrd, Matt	1994-95	Clark, Jeff	1991	Crook, Ronald	1966
Byrnes, Jim	1920	Clarke, J.C.	1932	Cross, James	1958
Cabanaw, Ray	1953	Clary, Marty	1983	Crouch, Ollie	1927
Caceres, Wilmy	2002	Clay, Dave	1982-83	Crouch, Jack	1959
Caffery, John	1963	Clayton, Tom	1920	Croushore, Rick	2002
Caldwell, Ralph	1946, 1949-53	Clayton, William	1927	Crout, Carthel	1941
Callaway, Mickey	1998-2001	Clement, D. Joseph	1963-64	Crumpler, Bob	1927
Calvin, Ted	1943	Clement, Irving	1940	Cruz, Charlie	1996-97
Cambero, Alberto	1970	Clements, Allan	1968	Cruze, Robert	1950, 1954, 1956
Camilli, Richard	1954, 1956	Clessuras, Arthur	1958-59	Cuesta, Jamie	1989
Camp, Jim	1927	Cleveland, Barney	1926	Cuevas, Johnny	1987, 1989-90, 1992
Camp, Shawn	2007	Clifford, Roderick	1948	Cumby, Jesse	1942
Campanioni, Olide	1961	Cloninger, Greg	1989	Cummings, Brian	1990
Campbell, Don	1990	Clontz, Brad	1993	Cummings, Jeremy	2008
Campbell, Joseph	1967-68	Clossen, Bill	1986	Cummings, Midre	2004
Campbell, Thomas	1968	Cloude, Ken	2004	Cunning, Gary	1966
Canady, T.J.	1921-22	Clow, Dennis	1982	Curran	1902
Cancel, Robinson	2004	Clyburn, Danny	1999	Curran, Wes	1989
Cann, Stuart	1968	Coates, Tom	1993	Curry, Michael	2005
Cannon, John	1938	Coatney, Rick	1980-82	Curtis	1902
Cano, Jose	1984	Cobb, Alex	2011-12	Czajkowski, Jim	1988-89
Canty, John	1970	Codde, Harvey	1943	Czarnick, Chris	1990
Cantu, Jorge	2003-04, 2007	Coe, Harry III	1956	D'Alessandro, Sal	1985
Canizaro, Jay	2003	Coffman, Kevin	1985-86, 88	D'Andrea, Mike	1994
Cannizaro, Andy	2008	Cohen, Al	1933	Daedlow, Raymond	1945-46
Canzano, Anthony	1967-68	Cohn, Clifford	1943	Dahl, Jay	1965
Canzler, Russ	2011	Colclough, Julius	1946	Dando, Pat	1991
Capelli, Peter	1970	Cole, Jesse	1937-38	Daniel, Charles	1956
Cardaballo, Ramon	1991	Cole, Robert	1990	Daniel, Michael	1965-66
Cardinal, Conrad	1964-65	Cole, Ronald	1965	Daniels, Lee	1995
Carey, Scoops	1922	Cole, Tim	1983	Daniels, John	1998-99
Carey, Wyman	1957	Coleman, James	1947	Dannielly, Paul	1922-23
Carlson, Dan	1998	Colina, Alvin	2010	Darcy, Patrick	1970
Carnes, Matt	2004-05	Collins, Harold	1942	Daugherty	1931
Carr, Charles	1968	Collins, Michael	1968	Davies, Rowland	1953-54
Carr, Dustin	2000-01	Collins, Robert	1933	Davis, E. Clifford	1970
Carson, Matt	2011	Collins, Wayne	1943	Davis, Lawrence "Crash"	1948
Carter, Chris	2011	Colome, Alex	2012	Davis, Marcus	1949-50, 1952
Carter, Lance	2002, 2005	Colome, Jesus	2001-02, 04	Davis, Robert	1953
Carthel, Bill	1968	Colone, Richard	1956-57	Davis, Ronald	1962
Caruso, Mike	2001	Coltrane, Jim	1932	Davis, Tim	1999
Carver	1921	Columna, Jose	1994	Davis, Wade	2008-09
Casanova, Raul	2007	Condit, Clarence	1950	Davison, Scott	2001
Casarotti, Rich	1988-89	Conley, Jim	1921	Dawson, G. Lucien	1952, 1955
Cash, Johnny	1985-86	Conrad, Brooks	2012	Day, Dewon	2009
Cash, Kevin	2005-06	Conteras, William	1967	Day, Richard	1958
Cashion, Otis	1926	Conti, Jason	2001	Dayton, Walter	1915-17, 20-23, 29
Cashion, W.	1926	Conteras, Arnaldo	1971	Deak, Brian	1989-90
Cason	1924	Conzatti, John	1971	Deal, Wallace	1941
Cassis, John	1971	Cook, Byron	1949	Dean, Charles	1943
Castaigne, Arcillo	1980	Cooke, Dusty	1927	Dean, Kevin	1989
Castelle, Earl	1955	Cooksey, J.C.	1943	Deardorff, Jeff	2005
Castleberry, Kevin	1990	Combs, Daniel	1963	DeBarr, Nick	2008
Castleman, Clydell	1933	Cooper, Gary	1981	Dedmon, Jeff	1981-82
Caswell, William	1946	Corcoran, Tim	2004-07	Deets, John	1940
Cates	1917	Cordero, Edward	1996-97	DeForge, Barney	1939-40
Cates, Steven	1969	Cordiero, Ray	1961-62	Deitjen	1922
Caviness, Joe	1920-27	Cormack, Terry	1983-85	Delaney, Rob	2011
Cecil, Edward	1969	Cormier, Lance	2011	DeLeon, Roberto	1991
Chambers	1931	Cornett, Brad	2000-01	Delgado, Jose	1997
Champion, Brian	1989-90	Correa, Miguel	1994-96	Delgado, Ricardo	1961
Chantres, Carlos	2002	Cortes, David	1997	Del Guercio, Thaddeus	1945
Chappie, Donald	1950	Cortez, Fernando	2005-2006	Dellinger, Eugene	1943
Charlton, Norm	1999	Costello	1902	De La Rosa, Dane	2011-12
Chaves, Brandon	2009	Costello, Daniel	1945	De Los Santos, Eddie	1998, 2000
Chavez, Angel	2010	Cotter, Harvey	1932	De Los Santos, Frank	2012
Cheek	1915	Courtney, Clinton	1962-63	De Los Santos, Luis	2002-03
Chelini, Kenneth	1966	Coveney	1913	De Los Santos, Richard	2007, 2010-11
Cherry, Dick	1928, 1930-31	Cowley, Joe	1980	Del Rosario, Maximino	1985-87, 89
Chester, Allen	1953	Cox, Mollie	1927	DeLuca, Nicholas	1946-47
Childers, Jason	2006, 2009	Cox, Darron	1998	Demeter, Steve	1954
Childress, Chip	1983-85	Cox, Larry	1969	Dempsey, John	1924
Chiles, Barry	1992-93	Cox, Steve	1998-99, 2005	Denby, Darryl	1986
Chippie, Walter	1943	Cozad	1936	Denson, Drew	1986
Chirinos, Robinson	2011	Crane	1902	Denton, M.R.	1933
Chiti, Dom	1980	Crawford, Carl	2002	DePaula, Julio	2009
Chmil, Steve	1982-83	Crawford, Paul	1946-48	DeRosa, Mark	1997
Choate, Randy	2009	Creek, Doug	2000	DeSalvo, Matt	2009
Christian, Joseph	1966	Criswell, Tim	1986-87	Devare, Cesar	1998
Christman, Terry	1968	Cromer, Jason	2006, 2009-10	Dew, Lefty	1927
Christmas, Mo	1995	Cron, Christopher	1986	DeWald, Terry	1968
Churchill, Robert	1950	Cronin, Jeff	1991	Dewey, Todd	1986, 1989-90
Churn, Clarence	1966, 1969	Cronin, Michael	1943	Dews, Robert	1933

Diaz, Arsenio	1967	Fader, L. Brooks	1962	Gamache, Ray	1948
Diaz, Matt	2003-04	Failing, Donald	1945	Gammon	1920
Diaz, Miguel	1968	Fair, Woody	1946	Gant, Ron	1986
Dickson, Jason	2002	Falk, Robert	1940-41	Gantenbein, Joseph	1936
Diedrick, Robert	1945-46	Falk, Thomas	1952	Garbee	1930
Dieters	1902	Falzone, Alfred	1941-42	Garcia, Adrian	1994-95
Dietz, James	1970	Fanino, James	1960	Garcia, Gerardo	2002-03
Diez, Scott	1990	Farmer, Bryan	1986	Garcia, Justin	2010
DiFelice, Mike	2008	Farnsworth, Kyle	2012	Garcia, Mike	1980-82
Dillman, William	1966	Farrell	1932	Garcia, Neil	1999-2000
Dillon, Joe	2009-10	Farrell, Ben	1970	Gardner, Lee	2000-03, 2005
Disher, Larry	1969	Fasano, Sal	2002	Garrett, James	1943
Dix, James	1967	Fash, Charles	1941	Gates, Luther	1933
Dobson, James	1962	Feie, William	1946	Gatewood, Aubrey	1960
Dobson, Patrick	1960-61	Feliciano, Jesus	2012	Gathright, Joey	2004-06
Dodig, Jeff	1988	Feller, Jack	1957	Matza, Paul	1958
Dohmann, Scott	2007-08	Ferguson, Alex	1933	Gaub, John	2012
Dolan	1902	Fernandez Lorenzo	1959-61	Gaudin, Chad	2004
Donaldson, Ray	1922	Ferrand, Raymond	1964	Gay, Delbert	1952
Donato, Dan	1998	Ferrell, Charles	1947	Geering	1921
Donatucci, John	1958	Ferris, Doc	1913	Gehrman, Paul	1937
Donnelly, Brendon	1999	Ferris, Dale	1956-57	Germer, Glen	1981
Donovan, Lawrence	1953	Fickinger, John	1955-56	Giamico	1916
Dooner, Glenn	1983	Figga, Mike	2002	Giard, Ken	1994, 1996-97
Doss, Jack	1928	Figueroa, Cole	2012	Gibson, Alex	1923
Dost, Richard	1967	Figueroa, Eduardo	1968	Gibson, James	1981
Dotter, Gary	1966	Finlator	1928	Gilbert, Allison	1951
Douglas, David Hal	1942	Finley	1926	Gilchrist, James	1958
Douglass, James	1946	Fiore, Tony	2000-01	Gillis, Tim	1991-92
Dover, Forrest	1968	Fisher	1902	Gimenez, Chris	2012
Downs, Darin	2010	Fisher, Brian	1982	Gimenez, Hector	2008
Downey, John	1938	Fishman, Herman	1938	Ginley, James	1943
Doyle, William	1914	Fleming, Frederick	1953	Ginn, Harold	1937
Draghetti	1929	Fleminid, Marquis	2011-12	Gipson, Charles	2004
Drake, J. Enid	1954	Fleshman, Elvin	1960	Giovanola, Ed	1991
Dreier, Douglas	1971	Flinn, Chris	2006	Glass, John	1968
Drews, Matt	2000	Flodin, Richard	1967	Gledlin, Richard	1952
Drexler, Francis	1943	Flowe	1926	Glen, William	2004
Duckworth, Del	1947-48	Fogleman	1931	Godfrey	1924
Duff, Gordon	1939	Folkers, Richard	1967	Goff, N.	1930
Duke, Henry	1959	Foote, Derek	1997	Goldfield, Alan	1962
Duke, Willie	1947-48	Forbes, Andres	1980	Goldy, Purnal	1959
Dukes, Elijah	2006	Forbes, Josh	1914-16	Gomes, Brandon	2011-12
Dulane, Ralph	1946	Ford, Leonard	1940	Gomes, Jonny	2003-05, 2007-08
Dunkle	1929	Ford, Sidney	1953	Gomez, Chris	2001
Dunn, Scott	2006	Foreman, Jack	1969	Gomez, William	1942
Dupon, Barton	1957	Fornari, John	1949	Gonzalez, Dicky	2004
Durkin, Harry	1953-54	Fortunato, Bartolome	2002-04	Gonzalez, Edgar	2011
Dustal, Robert	1958	Fortune, Richard	1951	Gonzalez, Jeremi	2003-04
Dutt, Marvin	1962, 1964-65	Fortune, Robert	1945	Gonzales, Valentine	1950-51
Duval, Mike	1998-2000	Foster, Larry	1959	Gooch, John	1936
Dwyer, Alan	1957-58	Fountain, Sammy	1963-64	Gooch, Lee	1922-23
Dyer, Shane	2012	Fowler, Mike	1988-89	Goode, Bud	1920
Dyke, Charles	1946	Franchi, Frank	1959	Goodman, William	1963-64
Eaglin, Mike	1996	Francis, John	1966	Goodwin, Ed	1945
Easterwood, Roy	1937-39	Franco, Julio	1999	Goodwin, James	1961
Eastwick, Rawlins	1971	Franks, Paul	1954	Gookin, Clifford	1953
Eaton, George	1953	Fraraccio, Dan	1999-2000	Gore, Lance	1980
Eave, Gary	1987	Frat, Bob	1966	Gorham, John	1914
Ebert, Derrin	1996	Frazier	1920	Goselin, Scott	1989
Edwards, Bruce	1942	Frazier, Andrew	1952-53	Gourlay, Craig	1988
Edwards, Larry	1980	Fredymond, Juan	1985-87	Graffanino, Tony	1993, 1999-2000
Eggers, Lester	1953	Free, Ryan	2002	Graham, Jack	1949, 1953
Eichhorn, Mark	1998	French, Anton	1995-96, 2004	Graham, William	1957
Eiland, Dave	1998-2000	Frendling, Neal	2004	Granade	1931
Eiland, Sharkey	1933	Fried, Art	1926	Grant, Bob	1927-28
Ekstrom, Mike	2010-11	Frisella, Daniel	1967	Grant, Timothy	1971
Eldridge, Rashad	2009-10	Froats, William	1951	Gray	1929
Elliott, Albert	1942	Frost, Jerold	1989	Green, June	1916, 1921
Elliott, N.L.	1917	Frost, Robert	1943	Green, Daniel	1943
Emery, J.R.	1915	Fry, George	1921	Green, James	1957-58
Emery, Joseph	1954	Frye, C.H.	1914-15	Green, Jason	1995
Encerti, Gary	1967	Fuld, Sam	2012	Green, Nick	2006
Enders, Trevor	2000-01	Fullen, Thomas	1965	Greene, Arnold	1938
English, Gilbert	1930-31	Fuller, John	1971	Greene, Charlie	2003
Erickson, Dale	1964	Fuller, Tim	1981-82	Greene, Jeff	1986-88
Escobar, Dan	1937	Fulton, Robert	1951	Gridaitis, Toni	1939-40
Estep, Virgil	1954	Funk, Ernest	1955	Griffin, Dave	1984-85
Etheridge, Roger	1994	Furmaniak, J.J.	2010-11	Grijak, Kevin	1994
Eubanks, Ruie	1946	Futch, Thomas	1957	Grimes, Ray	1916-17
Evans, Richard	1970	Galliard, Eddie	1998-99	Grimes, Roy	1916
Ezell, Glenn	1967	Gallagher, Alan	1980	Grimm	1917
Fabregas, Jorge	2003	Gallagher, Douglas	1959	Grissom, Herbert	1953

Groves, Jeff.....	1985-86	Hellickson, Jeremy.....	2009-10	Istringhausen, Jason.....	2009
Groza, Arthur.....	1968	Helms, Wes.....	1996	Jackson, Cliff.....	1926
Grummitt, Dan.....	2003	Henderson, Brian.....	2008	Jackson, Edwin.....	2006
Grundy, Harry.....	1943	Hendrickson, Ben.....	2008	Jackson, Ryan.....	2000, 03
Grzenda, Joseph.....	1957	Hendry, Charles.....	1945	Jacobs, Dwayne.....	1997
Guerra, Julio.....	1961	Henkel, Howard.....	1950-52	Jacobs, Ryan.....	1995
Guerrero, Inocencio.....	1982-83	Hepler, William.....	1967	Jacquez, Henry.....	1969
Gufford, Bob.....	1926	Herbst, John.....	1969	James, Delvin.....	2001-03
Gugler, Don.....	1939	Hermann.....	1927	James, Lacy.....	1949-51
Guillen, Jose.....	1999-2001	Hermanski, Eugene.....	1943	Jamieson, Alex.....	2008-09
Guyer, Brandon.....	2011-12	Hernandez, Carlos.....	2009-10	Jaso, John.....	2008-11
Guzman, Edwards.....	2004	Hernandez, Michel.....	2007, 2009	Jeffries, William.....	1946
Guzman, Joel.....	2006-08	Hernandez, Santos.....	1998-99	Jelencich, Frank.....	1937
Guzman, Juan.....	2001	Herrera, Jose.....	1965	Jenkins, Herbert.....	1946
Haad, Yamid.....	2002	Hertz, Stephen.....	1964, 1966	Jenkins, William.....	1943
Hackney, Bill.....	1924	Hetrick, John.....	1970	Jennings, Desmond.....	2009-12
Haggerty, Patrick.....	1949	Hetz, George.....	1950	Jessen, Svend.....	1943
Hagman, Keith.....	1981-83	Hickman, Jesse.....	1962	Jimenez, Cesar.....	1986-88
Hahn.....	1932	Hicks, Jamie.....	1995	Jimenez, Jason.....	2000-02
Hailey, Roger.....	1990-92	Hicks, Jesse.....	1945	Jimenez, Manny.....	1993-95
Haines, Talley.....	2000-03	Higgins, Charles.....	1971	Johnson, Adam.....	1997
Haje, Charles.....	1967	Hill, David.....	1961	Johnson, Andre.....	1992
Hall, Albert.....	1980	Hill, David Eddie.....	1971	Johnson, Clifford.....	1970
Hall, James.....	2006	Hill, Everett.....	1938-40	Johnson, Dan.....	2008, 2010-11
Hall, Jeremy.....	2011	Hiller.....	1915	Johnson, Dodd.....	1987-88
Hall, Matthew.....	2009	Hines, Carlos.....	2005-06	Johnson, Elijah.....	1965
Hall, Toby.....	2000-02	Hippes, Bob.....	1928	Johnson, Elliot.....	2007-11
Hammel, Jason.....	2005-07	Hodge, Pat.....	1983-84	Johnson, G.....	1927
Hamill, Thomas.....	1942	Hoffer, William.....	1954	Johnson, Holt.....	1927-29
Hamilton.....	1936-37	Hoffman, Elton.....	1916	Johnson, Henry.....	1950-51
Hamley, Robert.....	1951	Hoffman, Edward.....	1941	Johnson, James.....	1956
Hamons, Frank.....	1946	Hoffman, John.....	1964-65	Johnson, James.....	1970
Hand, Russell.....	1946	Holbert, Aaron.....	1999	Johnson, Jason.....	1998
Handley, Eugene.....	1936-37	Holbrook, James.....	1963-65	Johnson, Joshua.....	2006-08
Hankins, Terry.....	1970	Holcomb, Ted.....	1988	Johnson, Lawrence.....	1960-61
Hansen, Brian.....	1969	Hollingsworth.....	1932	Johnson, Lee.....	1990
Hansen, James.....	1962	Hollins, Damon.....	1994, 2005	Johnson, Lloyd.....	1989
Hargrave.....	1955	Hollins, Dave.....	2000	Johnson, Raymond.....	1965
Hargrove, George.....	1913	Holloway.....	2010	Johnson, Robert.....	1948
Harms, John.....	1963, 1965-66	Holmes, Earl.....	1937	Johnson, Walter Jr.....	1937
Harper, Rufus.....	1938-39	Holmquist, Douglas.....	1962	Johnstone, Robert.....	1967
Harper, Travis.....	2000-02, 04	Holtz, Mike.....	2004	Jones.....	1925
Harrar, Edward.....	1966	Honeycutt, Adolph.....	1947	Jones, A.L.....	1929
Harring, Ken.....	1990	Honn.....	1931	Jones, Andrew.....	1996
Harrington, Julius.....	1939	Hood, Dennis.....	1987	Jones, C.....	1924
Harrington, Roland.....	1939-40	Hood, Scott.....	1982-84	Jones, Craig.....	1980
Harris, Alonzo.....	1970	Hoover, Paul.....	2000-02, 04-05	Jones, Chipper.....	1992
Harris, Reggie.....	2000	Horn.....	1931	Jones, D.J.....	1987
Harrison, Charles.....	1963	Horner, Kenton.....	1946	Jones, David.....	1984-85
Harrison, Tommy.....	1995	Hornick.....	1926	Jones, John.....	1933
Harrison, Wayne.....	1985-86	Hosap, Claude.....	1971	Jones, K.....	1928
Harrison, William.....	1946	Host, Eugene.....	1954	Jones, Leroy.....	1924
Harrist, Earl.....	1939	Hostetler, Marcus.....	1995	Jones, Labarry.....	1986-87
Hartley, Lawrence.....	1947	Hostetler, Mike.....	1992	Jones, Lynwood.....	1958
Hartley, Roy Leon.....	1962-64	Houser, James.....	2009	Jones, Mike.....	1996
Harville, Chad.....	2006	Houston, Tyler.....	1992	Jones, Tommy.....	1962
Hassinger, Brad.....	1993	Howard, Larry.....	1966	Jorda.....	1917
Hastedt, Charles.....	1946-47	Howell, Fred.....	1947	Jordan, Harry.....	1950
Hatcher, Chris.....	2001	Howell, J.P.....	2006-07, 2011	Jordan, Milton.....	1950
Hatcher, Jon.....	1983-86	Hoyt, Lawrence.....	1964-65	Jorgensen, Michael.....	1968
Hatcher, Rick.....	1982-83	Hubbard, Trenidad.....	2005	Jorgensen, Carl.....	1938
Hatz, George.....	1951	Hudnall.....	1916	Joseph, George.....	1938
Haub, Harold.....	1942	Hudson, Charles.....	1968	Josephson, Paul.....	1984
Haury, Art.....	1926-27	Hudson, Kyle.....	2012	Joyce, Matt.....	2009-10, 2012
Hawkins, Craig.....	1998	Huebner, Larry.....	1963	Julio, Jorge.....	2009
Hawley, Charles.....	1939	Huff, Aubrey.....	2000-02	Jungman, Maury.....	1941
Hayes, Allen.....	1938	Hughes, Harry.....	1936	Justice, David.....	1986
Hayhurst, Dirk.....	2011	Hughes, James.....	1955-56	Justus, David.....	1958-60
Hayne, Charles.....	1946	Hughes, Rhyme.....	2009	Kadis, George.....	1937
Haynes, Jimmy.....	2005	Hughes, Troy.....	1992	Kahn, Jack.....	1933
Haynes, Nathan.....	2008	Hughes, William.....	1936, 1938	Kahny, Leonard.....	1936
Hayes, Tom.....	1981	Hull, Lewis.....	1955	Kain, Tom.....	1933
Hayworth, Ray.....	1924-26	Hummell, R. Shane.....	1970	Kalbaugh, Robert.....	1943
Hazen, Bob.....	1925	Humphreys, Robert.....	1959	Kale, Wilford.....	1943
Heath, Lee.....	1992	Hunt, Allen.....	1937, 1939	Karasinski, Dave.....	1990
Hebert, Gerald.....	1968, 1971	Hunter, Brian.....	1988, 2002	Karcher, Rick.....	1992
Hefl, Arnold.....	1939	Hutchins, Norm.....	2001	Karliik, Emil.....	1952, 1956
Heiles, Lewis.....	1945	Hyman, Lee.....	1963	Karp, Ryan.....	1998
Hein, Stewart.....	1956	Imbeau, James.....	1945	Katzen, Julius.....	1939
Heine, Bud.....	1923-24	Ingle, Randy.....	1984	Kazmarek, George.....	1968
Heise, Larry.....	1986	Irace, John.....	1955	Kazmir, Scott.....	2008-09
Heise, Robert.....	1967	Iwamura, Akinori.....	2009	Keeline, Jason.....	1992, 1994
Heiser, Bruce.....	1982	Irwin, Walt.....	1921	Keeter, Carl.....	1942

HISTORY - ALL-TIME ROSTER

Keithley, Ernest	1938	Landay, Harry	1945	Lucia, Danny	1980-81
Kelfer, Joel	1963	Lane, John	1962	Luck, Eugene	1956
Kelly, Chas.	1932	Lankenu	1924	Ludstick, John	1938-39
Kelly, David	1960	Lanning	1928-29	Lugo, Ruddy	2007
Kelly, Jim	1913-15	Lanza, Joseph	1952	Lueke, Josh	2012
Kelly, Mike	1991, 1995	Larsen, Gail	1954	Luke, Matt	2002
Kelly, Pat	1991, 1993	Lau, Charlie	1955	Luna, Omar	2010-11
Kelly, Patrick	1982	Lavenia, Mark	1995	Lumadue, James	1955
Kelly, W.F.	1914	Laving, Garland	1940	Luszczynski, Edward	1948
Kelly, William	1914-16	Lawrence, Ernest	1953	Luzinski, Greg	1969
Kennedy, Adam	2009	Laybourne, Dale	1937-38	Luzon, Bob	1982-84
Kennedy, John	1928	Leach	1931	Lyda, Thomas	1945
Kennedy, Gus	1996	Leach, Richard	1954	Lyle, Robert	1943
Kennedy, Joe	2001, 03	Leahy, Tom	1992-93	Lynn, Kevin	2006, 2008
Kennedy, Ralph	1955	Leatherwood, Robert	1969	Lyons, Russell	1939
Kenyon, Michael	1967	LeBright, Daniel	1970	Maas, Duane	1953
Keppinger, Jeff	2012	Ledbetter, Slat	1924-25	MacCallum, Nelson	1954
Kern, Richard	1945	Ledesma, Aaron	1999	Macedo, Joseph	1936-37
Kessler, Robert	1971	Lee, Johnny	1980	Mackay	1930
Kiebler, Frederick	1942	Legault, Steve	1936, 1938	Mackie, H.P.	1921
Kiermaier, Kevin	2012	Leggatt, Rich	1983-84	Macklin	1920
Kieschnick, Brooks	1998-99	Lehman, Henry	1933	Maddox	1915
Killingsworth	1921	LeMasters, Jim	1988	Magee, Danny	1995-96
Kilner, John	1986	Lemke, Mark	1987	Magrane, Jim	2002-06
Kimball, Leighton	1942	Lemonds, David	1969	Magrann, Tommie	1920-22
King, Andre	1995	Lennon, Patrick	2002	Maier, Bruce	1961
King, Charles	1952	Lennox, Bob	1924-26	Mahoney, Mike	1996
King, Frederick	1938	Leonard, Thomas	1955	Malaska, Mark	2003
King, Ray	1996-97	LeRoy, John	1995-96, 1998	Malatin, Martin	1939
Kinaman, Richard	1943	Leslie, Nyal	1967	Malcomb, Robert	1969
Kirk	1915	Levis, Jesse	1999	Maldonado, Phil	1988-90
Kirk, Tim	1989	Levis, Joseph	1953, 1956	Malliet, Theodore	1939
Kirkland, Donald	1971	Levis, Milton	1945	Mallonee, Jule	1924-26
Kirkpatrick, Thomas	1956	Levis, Marc	1996	Malloy, Marty	1994
Kleinsmith, Gerald	1953	Liberatore, Adam	2012	Maloney, Rich	1987-88, 1990
Klesko, Ryan	1990	Lidle, Cory	1999-2000	Maltby, Clyde	1925-26
Kliewer, Phillip	1958-59	Liefer, Jeff	2003	Mancini, Lawrence	1941
Kluckhorn, Karl	1953	Light, Fred	1964, 1966	Mangini, Matt	2012
Klunder, Richard	1958-59, 61	Lichtenberg, Kerry	1996	Maniscalco, Matthew	2006-07
Knabe, Richard	1950	Lilquist, Derek	1987	Manlove, Sid	1927
Knott, John	1995	Lindblad, Edward	1968	Mann, Dan	1982
Knox, Mike	1983-84	Lindley, Jack	1928-31, 1933	Manning, Norman	1960
Knox, Ryan	2006	Lindstrom, O.	1933	Mansfield, Larry	1970
Knutson, Gordon	1969	Liner, Henry	1952	Manush, Frank	1916-17, 1920-21
Koehl, Robert	1961	Linhart, Carl	1949	Manzanillo, Josias	1998
Koleff, Nicholas	1955-57, 59	Lipka, Stanley	1942	Marak, Paul	1988
Koller, Jerry	1993	Lisiecke, Richard	1955	Marconi, Alex	2001
Kolwe, Oswald	1948	Liske, John	1940	Marion, Leo	1937
Komisarek, Edward	1949	Litchfield	1915	Marks, Lance	1993
Kominsky, Brad	1981	Livingood, Wesley	1939-40	Marrujo, Jimmie	1963
Kopitz, Howard	1958	Livingston	1916	Marsden, John	1933
Kosco, Andrew	1960	Livingston, Bobby	2010	Marshall	1928
Kostro, Frank	1957	Lloyd	1923-24	Marshall, Gene	1938
Kotchman, Casey	2011	Loane, Robert	1938	Martin, Al	1989
Kowalski, Thomas	1965	Lobaton, Jose	2010-12	Martin, Chris	1998-99
Kowitz, Brian	1991-92	Loeffler, Edward	1967	Martin, James	1951-52
Koy, Ernest	1933	Lolich, Michael	1959-61	Martin, Robert	1962
Krajeski, Robert	1945-46	Lombard, George	1997, 2003	Martin, Tom	1950-51
Kramer, Norman	1947	Lombardi, Victor	1942	Martin, Tom	2002
Kraus, Jack	1941	Lomon, Kevin	1992-93	Martinez, Felix	2000
Kress, Charles	1958	Long, Tom	1927, 1932	Martinez, Gabby	2003
Krider, John	1933	Long, Michael	1967-68	Martinez, Greg	2001
Kronberg, Lloyd	1946	Longoria, Evan	2007-08, 2012	Martinez, Teodoro	1968
Kuhn	1902	Longuil, Rich	1988, 1990	Mason, Chris	2008-09
Kuk, John	1939	Loos, Walter	1940	Mason, Larry	1964, 1966
Kunkle, Charles	1945	Lopez, Christian	2007	Massiatte, Danny	2004
Kuykendall	1915	Lopez, Felipe	2011	Masters, Walt	1924-26
Kyle	1915	Lopez, Javy	1991	Mateo, Henry	2009
Labandeira, Josh	2008	Lopez, Tito	1968	Mathews, Del	1995-96
LaForest, Pete	2002-05	Lorenz, Joe	1982	Mathews, Eddie	1985, 1987, 1990
Lagar, Floyd	1961	Loschke, Robert	1954-55	Matlack, Jonathan	1968
Laker, Tim	1998, 2005	Loseth, Charles	1971	Matos, Francisco	1998
LaMaster, Wayne	1941	Lotz, Myron	1953	Matos, Pascual	1996-97
Lamb, David	1984, 1986	Low, Doc	1913	Matsui, Hideki	2012
Lamb, David	1999	Lowery, Terrell	1999, 2001	Matte, Bruce	1968
Lamb, Todd	1983	Lowman, Carroll	1940	Matthews, Jeff	1980
Lambert, Elmer	1932	Lowthian	1929	Matthews, Leroy	1941
Lampard, C. Keith	1966	Lubert, Dennis	1983	Matthews, Walter	1962-65
Lampe, James	1968	Luby, James	1945	Mattison, Glenn	1964
Lamson, Charles	1981	Lucas, G. William	1948	Mattson, Rob	1991
Lance, Mark	1983-84	Lucas, Jack	1964	Matulia, John	2011
Land	1931	Lucas, Mark	1980	Mauch, Gene	1943
		Luca, Allen	1958	Mauney	1931

Maupin, William	1959	Miller, Robert	1952	Nelson, Earl	1995
Mavis, Robert	1957	Miller, Stephen	1966, 1971	Nelson, Eric	1997
Maxwell, Gordon	1958	Miller, Tad	1920	Nelson, George	1920
Maxwell, Jason	2004	Millwood, Kevin	1996	Nelson, James	1950-51
May, Darrell	1993-94	Minchey, Nate	1990-91	Nelson, Joe	1997, 2005, 2009
May, Merrill	1933	Minix, Travis	2004	Nemes, Robert	1954
Waynard, James	1952	Minster, Michael	1968	Neuberger, Scott	2003, 2005
Mayo, Glen	1931	Mirabito, John	1941	Neuberger, Warren	1954
Mayora, Daniel	2011	Miranda, Juan	2012	Neuendorff, Tony	1983-84
McAuliffe, Richard	1959	Mische, Robert	1954	Neville, Eddie	1949, 52-54
McBride, Gator	1995-97	Mitchell, Curtis	1932	Newell, Brett	1995
McBride, Harold	1946	Mitchell, Keith	1990	Newman, Alan	1999
McCarrick, Edward	1941	Mitchell, Michael	1967-68	Newson, Gary	1987
McCarter, Jack	1931-32	Mitchell, Wallace	1945	Nicholas, Elbert	1946
McCarthy, Floyd	1937	Mitchell, William	1955-56	Nichols, Joe	1943
McCarthy, Andy	1914	Mixon, Wallace	1965	Nickell, Paul	1957-58
McCarthy, Edward	1948	Mohr, Dustan	2007	Nied, David	1989-91
McCartney, Stephen	1971	Mohr, Leon	1946	Niemann, Jeff	2007-08, 2011-12
McCarty, David	2002	Monds, Wonderful	1994-95	Niemes, Jack	1940
McCarty, Lew	1926-27	Monin, James	1966	Nieves, Melvin	1991-92
McClain, Scott	1998-99	Moock, Joseph	1968	Nifong, Russell	1946
McClinck, James	1947	Moore, Alvin	1980-81	Nipper, Mike	1985-87
McCloy, Merritt	1933	Moore, Curtis	1971	Nipper, Ron	1987
McClung, Seth	2004-07	Moore, Frank	2003	Noble	1930
McClure, Jack	1965	Moore, Herbert	1943	Nolen, William Jr.	1956
McCombs, Rodger	1960	Moore, Jack	1959	Nonnenmocher, Bob	1961
McConnell, Sheldon	1938	Moore, Matt	2011	Norris, Dax	1997
McCormick, Frank	1936	Moore, Vince	1993	North, Roy	1981-82
McCoy, Brent	1991	Moore, William	1921	Norton, Greg	2006
McCracken, Quinton	2000	Moorling, James	1961	Nosse, Larry	1959
McCullough	1922	Morales, Julio	1968	Nowak, Chris	2008-09
McDaniel, Joel	1960-61	Morawski, Gerald	1964-65	Nunez, Franklin	2004-05
McDaniel, Robert	1956, 1959	Mordecai, Mike	1990-91	Nunez, Johnny	2012
McDonald, Blaine	1980	Morelock, Charlie	1985-86	Nunez, Maximo	1998-99
McDonald, Darnell	2005-06	Morgan, Fred	1942	Nunez, Ramon	1994-96
McDonald, James	1966	Morgan, Joe	1963	Nye, Rodney	2006
McElroy, Frank	1954	Morgan, Wayne	1970	O'Brien, Thomas	1955
McFadden, Leon	1964, 1966	Morman, Russ	1998	O' Cain, John	1959
McFarland, Michael	1970	Morpheth, Casper	1913-15	O'Connor, Kevin	1991-92
McGaughey	1931	Morris	1902	O'Connor, Michael	1971
McGee, Jake	2010-11	Morris, Dave	1985-86	O'Flynn, Murray	1937-39, 1946
McGlinchy, Kevin	1997	Morris, Harry	1938-39	O'Hara, Faber	1927
McGloin, James	1937	Morris, Jim	1999	O'Malley, Paul	1930-33, 1937
McGriff, Fred	2004	Morris, Rick	1986-88	O'Malley, Shawn	2012
McLaughlin, Denis	1997	Morrow, Donald	1950	O'Neill, Patrick	1953-54
McLean, Wayne	1961	Mortillaro, John	1982, 1984	O'Quinn, Steve	1987
McManus, James	1955-56	Morton, Wycliffe "Bubba"	1957	O'Rourke	1932
McManus, Joe	1913-14, 1916	Moser, Larry	1983	Oakley	1916
McMichael, Greg	1991	Moss, Damian	1996, 2004	Olexic, Donald	1951
McMichael, J. Richard	1940	Mottola, Chad	2003	Oliver, Joe	1999
McMillan, Jim	1923	Moulder, Glen	1941-42	Oliver, Thomas	1939
McMillan, Steven	1967	Moxey, Edmondo	1962, 1964-65	Oliveros, Rayner	2009
McNally, Robert	1986	Muderski, Harold	1942	Olmeda, Jose	1992
McNeill, William	1959	Mueller, Carl	1945	Olmedo, Ray	2009, 2011
McNulty, Edmund	1954	Mullaney, Andrew	1933	Olsen	1930
McPadden, John	1947-51	Muniz, Manuel	1969	Olaszewski, Eric	1996
McWhorter, Guy	1922	Munoz, Bobby	1999	Onley, Shawn	1997
McWilliams, William	1941	Munson, Eric	2005	Ordaz, Luis	2004-06
Meacham, Rusty	2001	Munter, Scott	2008	Orrell, Forrest	1937
Meadows, Lee	1913-14	Murphy	1902	Orta, Ricky	2012
Medlinger, Irving	1945	Murray, Charles	1965-66	Ortega, Pablo	1999
Medlock, Calvin	2007-09	Murray, Guinn	1963-64	Ortiz, Hector	2003
Meekin	1930	Murray, James	1938	Ortiz, Ramon	2010
Melago, Joseph	1955-56	Murray, John	1937	Orvella, Chad	2004, 2006-07, 2009
Mele, Albert	1938-39	Murray, Matt	1991, 1994	Osborne, Lawrence	1954
Mele, Jack	1943	Murray, Robert	1933	Osik, Keith	2004
Meliana, Joe	1932	Murray, Thomas	1962-64	Osteen, Champ	1913
Mello, Edward	1970	Murray, Tom	1943	Ostermeyer	1915
Meloan, Jon	2009	Murray, William	1949	Overstreet, Cary	1964
Mendoza, Carlos	1998-99	Murrell, Ivan	1964, 1966	Owens	1913
Mendyk, Dennis	1958	Musgraves, Dennis	1967-68	Owens, Bob	1920
Menendez, Louis	1939	Mutaw, Vincent	1945	Owens, Jeremy	2007-08
Mercker, Kent	1987-88	Myers	1923	Owen, Allison	1962
Merenette, Leo Jr.	1961	Ng, Steve	1942	Pachecho, Alexander	1998
Merrill, Ronnie	2008	Narron, Samuel	1968	Pachecho, Edwin	1965
Meyers, Otto	1940	Natal, Bob	1998	Paciorek, John	1964
Miadich, J.B.	2006	Navarro, Dioner	2010	Pacitto, Fred	1947
Michalak, Chris	2000	Navarro, Henry	1951	Paduch, Jim	2012
Mikesell, Maurice	1953	Neal, Bryan	1982-83	Padgett, James	1943
Miller, Don	1930	Neebling, Robert	1955	Padron, Jose	1969
Miller, Dave	1987	Neff, C. Eugene	1955-56	Paduch, Jim	2011
Miller, Jack	1952-53	Neid, Dick	1914	Paffel, Robert	1961
Miller, Justin	2006	Neitopski, Edmund	1945	Pagano, Scott	1995

HISTORY - ALL-TIME ROSTER

Page, Vance	1926-29	Potter, M. Dykes	1941	Richison, Charles	1953
Paige, Carey	1994-95	Potts, Mike	1992	Richmond, Earl	1948-49
Palica, Alexander	1947-48	Powell, Francis	1946	Richter, David	1960
Palmer	1936	Powell, Hollis	1956	Ricketts, Virgil	1941
Panella, Joseph	1965	Powell, J. Edward	1970	Riddle, Charles	1946, 1948, 1950
Paprella, Gerald	1956	Powers	1920	Riddle, Elmer	1939
Parker	1926	Powers, Leslie	1933	Ridgway, Jeff	2006-07
Parker, Clarence "Ace"	1949-51	Powers, Orace	1939	Riefler, Carl	1962
Parker, Josh	2004	Powers, Scott	1985	Rigby, Kevin	1980-81
Parker, Matt	2004	Pratt, L. Albert	1980	Riggins, Shawn	2006-07, 2009
Parker, Roy	1946	Pressley, Josh	2002	Rikard, Robert	1963-64
Parnham, Rube	1916	Price, David	2008-09	Riley, Max	1945
Parque, Jim	2003	Price, George	1921	Rios, Juan	1968, 1971
Parrilla, Samuel	1969	Price, Leslie	1947	Rippelmeyer, Brad	1992, 1994
Parrish, C.	1931	Price, Robby	2012	Risch, John	1954-45
Parrish, Clay	1920	Pridie, Jason	2007	Ritchie, Todd	2004
Paschal, Alfred	1956-57	Prieto, Ariel	2001	Ritter, Darren	1991-92
Passero, John	1945	Prim, Ray	1931	Ritter, George	1945
Pate, Kenneth	1962-64	Pritchard, Thomas	1947	Rivas, Danilo	1965
Patrick, Robert	1961	Prochaska, Mike	2005-08	Rivas, Luis	2006
Patterson, Ralph	1929	Prozeller	1920	Rivera, Ben	1989-90
Patterson, Edward	1943	Psutka, Harry	1950	Rivera, Jim	1984
Patterson, Floyd	1945	Pujals, Denis	2000-01	Roa, Hector	1992, 1994
Patterson, Jim	2012	Pumphrey	1922	Roach, Jason	2005
Patterson, John	1998	Putnam, Christopher	1967	Roberts	1916-17
Patterson, Scott	1981	Puttmann, Gary	1967	Roberts, Melvin	1969
Patton, Richard	1958	Quatraro, Matt	2002	Roberts, Neil	1962
Paulino, Nelson	1994	Queen, Jackson	1959	Roberts, Perry	1943
Payano, Vidal	1981	Query, Wray	1930-31	Roberts, Quineth	1961
Payne, Michael	1981-82	Quinn, Mark	2003	Roberts, Rex	1930
Pearson	1924	Quintana, Juan	1965-66	Roberts, Verbele	1936-37
Peeters, Donald	1945	Raburn, John	2006	Robertson, Edward	1946
Pequero, Tony	2007	Rackley, Marvin	1942	Robinette, James	1958
Pehanick, Albert	1955-57	Rader, Douglas	1965	Robinson	1946
Peiffer, Thomas	1946	Radulovich, William	1953	Robinson, Charles	1964
Pendleton, Lance	2012	Raeford, Harold	1962	Robinson, Don	1993
Penn, A. John	1969	Raines, Ken	1995	Robinson, John	1952
Pennington, Brad	1998	Rainey, Charles	1925-26	Robinson, Kerry	1998
Pennington, Ken	1989-90	Rainey, Sam	1933	Robinson, Stanley	1970
Perez, Antonio	2003	Ramazotti, Bob	1941	Roble, Josman	1990
Perez, Eddie	1990-91	Ramirez, Leo	1993	Robson, Thomas	1967
Perez, Fernando	2008-10	Ramos, Cesar	2011-12	Roby, Ellis	1987-88
Perisho, Matt	2003	Randall, Charles	1960	Rochelli, Louis	1941-43
Perme, Leonard	1950	Ransom, Jeff	1985	Rochford	1902
Perry, DeWitt	1927-31	Ransom, Walter	1971	Rocker, John	1996-97
Perry, Gerald	1980	Raper, Clint	1938	Rockey, Jim	1986
Perry, Herbert	1998-99	Rapp	1922	Rodgers, Tom	1922
Pesky, John	1956	Raugh, James	1957	Rodriguez, Aneurly	2010
Petit, Earl	1940	Rawlinson, Glenn	1943	Rodriguez, Gerardo	1969
Petoskey, Fred	1936	Ray, Daniel	1945	Rodriguez, Inocencio	1958
Petro, Paul	1955	Ray, James	1965	Rodriguez, John	2008
Petschow, Donald	1953	Ray, Jerry	1968	Rodriguez, Jose	2006
Pettaway, Felix	1980, 1983	Raynor, James	1971	Rodriguez, Sean	2009, 2012
Pettis, Robert	1967-68	Raziano, Barry	1967	Roettger, Oscar	1939
Pfaff, Bob	1987-88	Redd, Clyde	1945	Rogers	1923
Pfeifer, Allan	1945	Redmon, James	1971	Rogers, Mac	1984-86
Pfeifer, Cyril	1939-41	Reed, David	1957	Rohe, William	1914
Phelon, Allen	1961	Regan, Phillip	1957	Rohr, Leslie	1967-68
Phelps, Josh	2005	Rehkamp, Charles	1940	Rojek, Stanley	1941
Phelps, T.M.	1929	Reid, Lee	1927-30	Rollins, Heath	2009-10
Phelps, Travis	2000-02	Reid, Ryan	2011-12	Rolls, Damian	2002-04
Philbin	1902	Reilly	1916	Roman, William	1960
Phillips, Damon	1940	Reilly, John	1988	Romano, Jason	2006
Phillips, Ed	1928	Reinhart, Roger	1937	Rooney, Samuel	1943
Phillips, Jason	2005	Reiter, Gary	1980-82	Rosario, Maximo	1984-85
Phillips, Heath	2008, 2010	Rekar, Bryan	1998-2000	Rosario, Simon	1984-85
Phillips, Paul	2009-11	Resco, George	1922	Rose, Brian	2006
Pickrel, Clarence	1931	Restaino, Emil	1954	Rose, Mike	2001
Pierini, Richard	1966	Reyes, Al	2004, 06	Roselund, Charles	1938
Pierre, Bill	1924	Reyes, Carlos	1992, 2003	Ross, John	1950
Pilarski, Carl	1945	Reynolds	1931	Ross, Sean	1989-90
Pill, Leonard	1942	Reynolds, Mike	1946	Rothermel, Russell	1970
Pinkston, Roy	1939	Reynolds, Mike	1983, 1985-86	Rowe	1917
Place, Mike	1993-95	Rhabe, Nicholas	1938	Rowe, John	1940
Plantenberg, Erik	1999	Rhymes, Will	2012	Rudd, Ronnie	1980
Plumb, Dave	1988	Rice, James	1960	Ruebel, Matt	1998
Pluss, David	1942	Richard	1929	Ruggiano, Justin	2007-11
Poehlsky, Thomas	1945-46	Richard, Chris	2007-10	Ruiz, Augie	1983
Pointer, Aaron	1962	Richards, Rusty	1987-88	Ruiz, Manuel	1984
Pope	1917	Richardson, Edward	1962	Rumer, Tim	1998
Porter, J. Donald	1964	Richardson, Theodore	1957	Runge, Paul	1963
Posay, Bob	1985-86	Richardson, Willie	1968	Runge, Paul	1980
Postove, Leon	1946	Rickey, Rod	1989-90	Rupe, Ryan	2000-01

Russell, Adam	2011	Seyboth, Bob	1926, 1928	Sosh, John	1941
Russo, Marion	1971	Seyfried, Gordon	1957	Sottile, Shaun	1991
Rust, Evan	2003	Shackelford, Brian	2007	Southworth, Bill	1967
Rust, Brian	1997	Shafer, Bill	1994	Souza, George	1943
Ryan, Gil	1980	Sharkey, Thomas	1958	Spaeter, William	1946
Ryder, Scott	1991-93	Shaw, Robert	1954	Spannraft, Louis	1938
Ryu, Jae Kuk	2007-08	Shay, Francis	1920-21	Sparks, Jeff	1999-2000
Sabino, Miguel	1988	Shealy, Ryan	2010	Sparks, Oliverio	1965-66
Sadler, Ray	2009	Sheehan, Gerard	1948-49	Sparma, Bense	1992, 1994
Sadler, Roy	1923	Sheets, Andy	2001-02	Spaulding, Edward	1941
Sadler, Richard	1969	Shelby, John	2011	Spence, Earl	1940
Sady, James	1954	Sheldon, Richard	1958-61	Spikes	1928
Salado, Jose	1971	Shelton, "Big Six"	1924-25	Spottke, John	1971
Salas, Juan	2006-08	Sheppard, Kenneth	1958	Springer, Dennis	1998
Salazar, Jeff	2012	Sheppard, Roger	1959	Springer, Harry	1962
Salem, Emeel	2010	Shields, Jamie	2005-06	Spyhalski, James	1959
Salisbury, Juri	1987	Shields, Germain	1939	Stadler, Raymond	1967-68
Salmon, Ruthford	1961	Shifflett, Matt	1991	Standridge, Jason	2001-04
Salzano, Jerry	1997	Shires, Art	1932	Stanley, Hans	1938
Sanchez, Alex	1999-2000	Shoffner, Dan	1937	Stanton, James	1943
Sanchez, Jose	1969	Shoop, Ronald	1956-57	Stanton, Leroy	1968
Sanchez, Ozzie	1992-93	Shoppach, Kelly	2010	Stanton, Mike	1988
Sanchez, Romulo	2012	Short, Ray	1914	Stapenhorst, Robert	1948
Sandberg, Jared	2000-04	Shouse, Brian	2010	Starnes, Raymond	1969
Sanders, James	1970	Showfety, Emile	1942	Staub, Daniel "Rusty"	1962
Sandlin, Bennie	1961	Shrawder, Roy	1966	Stechman, Robert	1958
Santana, Rafael	1982	Shreve, Charles	1970	Stefanski, Jim	1982
Santiago, Mike	1985	Shuggart	1930	Stefurak, Louis	1938
Santora, Michael	1943	Siebert, Rick	1986-88	Stegall	1913
Sarna, Thomas	1953	Sigman, Tripp	1932	Steinmetz, Earl	1991-93
Sass, John	1953	Silicato, Thomas	1969	Stephen, John	1971
Sauget, Richard	1970	Silvestri, Dave	1998-99	Stevens, Malcolm	1947-48
Saunders, Jim	1927-28	Simmonis, Alphonsus	1942	Stevens, Roger	1967
Saunders, Dennis	1945	Simmons, John	1994	Stewart, Rachaad	1997
Sawyer, William	1947	Simmons, Malcolm	1955-56	Stewart, John	1987
Saxon, Nathan	1945-46	Simmons, Randy	1991	Stieb, Steve	1980-81
Scaling, Sam	1938	Simon, Randall	1995	Stigelman, Harry	1961
Scanlon, Ken	1981-83	Simons, Raymond	1943	Stieler, W.L.	1922-23
Scariato, Robert	1956	Sims, Gregory	1966	Stockam, Doug	1988
Scariot, Angelo	1941	Singleton, Chris	2005	Stocksdale, Otis	1902
Scarpa, Daniel	1967-68	Singleton, Ken	1968	Stockwell, Walter	1942
Schacht, Sid	1932	Sinnott, John	1943	Stoecklin, Tony	1994
Schaper, Wayne	1960	Siriano, Rick	1982-83	Stoker, Mike	1988-89
Scharein, George	1933	Skalski, Chester	1948	Stokes, Brian	2006
Schleicher, Robert	1933	Skiff, William	1933	Stoll, Maximilian	1961
Schmid, George	1959	Skogan, Thor	1971	Strain, Odie	1922
Schmidt, George	1926	Slayback, Elbert	1931	Strange, Alan	1929-31
Schmidt, Jason	1993	Small, Aaron	1999	Strange, Don	1991
Schmitt, Chris	1996	Small, Norman	1937-38	Street, William	1950
Schmitt, Fred	1951	Smallwood, Richard	1959	Streuli, Walter	1954
Schneck, David	1968	Smith	1920	Streza, John	1946
Schreiber, Marty	1984-85	Smith	1936	Stringfield	1923
Schroder, John Jr.	1956-58	Smith, Alex	1987	Strong, Joe	1999
Schuermann, Louis	1943	Smith, Bobby	1994, 1999-2001	Studener, Lester	1943
Schuetz, John	1954	Smith, Cameron	2005	Sturm, Frank	1947
Schultz, John	1950, 1953	Smith, Chad	1989-90	Suba, Robert	1951
Schultz, Waldamar	1942	Smith, David	1941	Suggs, William	1933
Schutz, Carl	1994	Smith, David	1949	Sullivan	1902
Schuyler	1929	Smith, George	1958-59	Sullivan	1928
Scott, Luke	2012	Smith, Hans	2002	Sullivan, Chester	1940
Scott, Mike	1985-86	Smith, Harry	1924-26	Sullivan, John	1960
Scudero, John	1946	Smith, Jason	2001-03	Summers, Lloyd	1937
Seale, Johnnie	1960	Smith, John	1945	Sutton	1950
Seals, Wm. Russell	1968	Smith, Leo	1959	Swail, Steve	1991-93
Searle, Daniel	1953	Smith, Mayo	1936	Swaney, Charles	1931
Sears, Allen	1983	Smith, Mike	1980-82	Swann, Pedro	1993
Sears, Hubert	1982	Smith, Paul	1945	Sweeney, Brian	2005
Seay, Bobby	2002-04	Smith, Richard	1966	Swiggett, Claude	1949
Seberino, Roni	2000	Smith, Sean	1995	Swindle, R.J.	2010-11
Seedon, Chris	2005-06	Smith, Spencer	1941	Switzer, Jon	2003, 2005-07
Seelbach, Chris	1993	Smith, Stephen	1967	Sycinger	1955
Seidel, George	1956	Smith, Terrance	1986	Tadd, Donald	1945
Seidenburg, Irving	1938	Smith, Zane	1983	Talbot, Mitch	2007-09
Seifert, John	1970	Snicker, Brian	1980	Tally	1916
Semera, Carroll	1964	Snover, Dan	1990	Tarasco, Tony	1991
Semenko, Alexander	1946	Snowball	1928	Tasker, John	1958
Self	1936	Snyder, Earl	2005	Tatis, Ramon	1998-99
Sellers, Danny	1970	Soffel	1902	Tauby, Fred	1927-30
Sells, J.C.	1959	Sonnastine, Andy	2007, 2009, 2011	Taylor, Bill	1990, 2000
Senefc	1917	Sorenson, Einar	1937	Taylor, C.E.	1902
Senger, Frederick	1970	Sorgi, Walt	1945	Taylor, H.E.	1902
Seo, Jae	2007	Sosa, Jorge	2003-04	Taylor, Harry	1928-30
Sessions, Pete	1924-26	Sosa, Miguel	1980-82	Taylor, Reggie	2005

HISTORY - ALL-TIME ROSTER

Taylor, Robert	1954-56	Velandia, Jorge	2007-08	Wilcox, Luke	1998-99
Taylor, Scott	1991	Venable, John	1955	Wild, R. Gerald	1967
Teague, Clyde	1940	Veras, Jose	2003-04	Wilder, John	1993
Teixeira, Peter	1980	Viau, Lou	1932	Wilhelm	1922
Terhune, Leland	1938	Viegerust, Jim	1923	Wilkie, Carl	1943
Terlecki, Robert	1969	Villegas, Ismael	1997	Wilkie, O.L.	1942
Tessier, Lawrence	1951	Viteretto, Peter	1954	Wilkins, Marc	2002
Thayer, Dale	2007-10	Vogt, Stephen	2011-12	Willett, Dennis	1962
Thesis, Duane	1980	Von Hoff, Bruce	1966	Willett, Raymond	1948-49
Theobald, Ray	1943	Vorrell, Robert	1945	Williams, Chester	1945, 1948
Therrien, Dominic	1993	Vuksan, Jeff	1981	Williams, David	1992
Thesenga, Arnold	1939	Waddell, Tom	1982	Williams, Dewey	1942
Thomas, Andres	1983-84	Wade, Ben	1940	Williams, Harold	1981
Thomas, George	1958	Wade, Cory	2011	Williams, Juan	1993-94
Thomas, Gerald	1957	Wade, Jake	1936	Williams, Leslie	1937
Thompson	1932	Wade, Terrell	1993, 1998-99	Williams, R.	1927
Thompson, A.	1924	Waechter, Doug	2003-06	Williams, Todd	2003
Thompson, Andy	2002	Wagner, Carlyle	1956	Williams, Vern	1945-46
Thompson, Milton	1980	Wagner, Gerald	1986	Williams, Walt	1987-88
Thompson, Ryan	2003	Wagner, Jeff	1984-85	Williams, Walter	1963
Thompson, Rich	2012	Wahonick	1932	Williamson	1928-29
Thompson, Shag	1913	Waldrup, Tom	1993-94	Willingham, Hugh	1932
Thompson, Tommy	1980-82	Walker, R. Daniel	1966	Willworth, Thomas	1963-64
Thornburn, Joe	1917	Wallace, Jeff	2001	Wilson	1928
Thornton, Otis	1970	Wallin, Larry	1967	Wilson, Allen	1986
Thurston, William	1957	Wallis, Lloyd	1962	Wilson, George	1946
Tiburcio, Frederick	1982-83	Walsh	1930	Wilson, Harry	1932
Tieman, Jerry	1933	Walsh, Joe	1932	Wilson, Henry	1946
Tillman, Howard	1945	Walsh, Robert	1936	Wilson, Jimmy	1961
Tilmon, Pat	1988-90	Walter	1917	Wilson, Tom	1999
Timko, Michael	1940	Walter, Richard	1958	Wilson, Walter	1952
Timm, Charles	1939	Waltos	1902	Wilson, Ward	1953
Timmermann, Thomas	1960	Wamack, Jimmy	1965-66	Winkelsas, Joe	1997
Timmons, Ozzie	2000	Ward, Duane	1983	Winn, Randy	1998-2000
Titus, Glenn	1946	Ward, Woodrow	1945	Winstead, Ralph	1947
Todd, Theron	1988-90	Warfield, Donald	1952-53	Winston, Edward	1941
Toohunter, James	1963-66	Warner, Ken	1995	Winters, Harry	1943
Tollson, James	1958	Warner, Mike	1993-94, 1996	Wirth, Richard	1954
Tomberlin, Andy	1988-89	Warren, Malcolm	1967	Wissel, Richard	1969
Tomsick, Troy	1985	Warren, Robert	1950-52	Witt, Kevin	2006
Toney, Robert	1970	Warsick, Walter	1940	Wlodarczyk, Michael	2009
Torra, Matt	2011-12	Wassam	1916	Wolf, Walter	1962
Torres, Alexander	2011-12	Watkins, Darren	1991	Wolfe, Harry	1939
Torres, Gerardo	1960	Watson, Guthrie	1946	Wolfe, Tom	1929-32
Torres, Gilberto	1969	Watson, Preston	1988-90	Wolger, George	1970
Torres, Victor	1969	Watts	1922	Wollenburg, Doug	1993
Toth, David	1994-95	Weatherby, Jeff	1986	Womack	1942
Tovado, John	1942	Weatherford, Forrest	1969	Womack, Fred	1909
Townsend, Arnold	1927	Weaver	1924	Womack, Lawrence	1950
Trammell, Bubba	1998-99, 2004	Weaver, Claude	1943, 1947-48	Wood, Jacob	1958
Trapaga, Julio	1994	Weaver, Colby	1995	Wood, Tony	1996
Trapp, Harold	1960-61	Weaver, Monte	1928-29	Woodall, Brad	1991-93
Travis, John	1943	Webb, John	2004-05	Woodell	1925
Treadway, Andre	1982	Webb, Kevin	1995	Woodington	1922
Treon, Art	1925-26	Weber, Jon	2007-09	Woods, William	1965-66
Trippy, Joe	1996-97	Weems, Danny	1988, 1990	Wooten, Joe	1964
Tricek, Rick	1989	Weiss, Jeff	1987	Wright, Ron	1996, 2001
Tropea, Joseph	1962	Welaj, Louis	1942	Wright, Stephen	1968
Truby, Chris	2003	Welch	1916	Wright, Terry	1996
Trullson, Clarence	1945	Welch	1932	Wright, Thomas	1946
Tubbs, Greg	1985	Welchel, Charles	1942	Wright, William	1990
Tucker	1902	Weldon, Gary	1969	Wrigley, Henry	2012
Tumppane, Bob	1982-84	Weldon, West	1949	Yarger, Dennis	1941, 1943
Turner	1902	Wellman, Phillip	1986	Yastrzemski, Mike	1984-85
Turner, Matt	1989	Wells, David	1995	Yoakum, David	1970
Turnier, Aaron	1994	Welsh, Robert	1971	Yodice, Robert	1968
Turtzo, Paul	1950	Wendell, Turk	1989-90	Yon, C.J.	1913
Twitty, Jeff	1982	Werk, Frank	1936	Young, Delmon	2005-06
Tyner, Jason	2001-03	Werland, Henry	1991	Young, Mike	1991
Tyson, Cecil	1947	Werner, John	1945	Zam, Louis	1949
Uhle, Stanley	1942	Wert, Donald	1959-60	Zambrano, Victor	2000-03
Ulrich, Dick	1913	West, Matt	1983	Zapor, John	1940
Upchurch, Woody	1932	West, Russell	1937	Zeitler, John	1954
Upshur, Lee	1988	Westmoreland, L.	1927-28	Zelasko, Bruno	1938, 1940
Upton, B.J.	2004-06	Weston, Al	1931	Ziem, Steve	1984, 1988-89
Usdavin, John	1937	Wetherby, Jeff	1985-86	Zimmerman, George	1942
Utting, Ben	1997	Whately, Gabe	1996-97	Zimmerman, Phil	1993
Valdes, Marc	1999-2000	Wheeler, Dan	1999-2001	Zobrist, Ben	2006-08
VanAntwerp, Ross	1936	White	1920	Zodda, Victor	1943
Vance	1931	White, Fred	1962-64	Zuvela, Paul	1980
Vander Meer, Johnny	1936	White, Matt	2000-01	Zwergel, James	1963, 1965
Van Derzee, Richard	1951, 1954	White, Rick	1998	Zwirchitz, Andy	1997
Van Horn, David	1983	White, Robert	1956		
Van Remmen, Tom	1955	Whitman, Richard	1942		
Vasquez, Marcos	1990-92	Whitted, George	1920, 27-31		
Vasquez, Virgil	2010	Wiener, Edward	1942		
Vaughan, Glenn	1962	Wieser, Mike	1995		
Veal, O. Inman	1952	Wigginton, Ty	2006		

Players with major league experience are in bold.

YEAR-BY-YEAR RESULTS

YEAR	LEAGUE	LEVEL	NICKNAME	MANAGER	W	L	PCT
2012	International League	AAA	Durham Bulls	Charlie Montoyo	66	78	.458
2011	International League	AAA	Durham Bulls	Charlie Montoyo	80	62	.563
2010	International League	AAA	Durham Bulls	Charlie Montoyo	88	55	.615
2009	International League	AAA	Durham Bulls	Charlie Montoyo	83	61	.576
2008	International League	AAA	Durham Bulls	Charlie Montoyo	74	70	.514
2007	International League	AAA	Durham Bulls	Charlie Montoyo	80	63	.559
2006	International League	AAA	Durham Bulls	John Tamargo	64	78	.451
2005	International League	AAA	Durham Bulls	Bill Evers	65	79	.451
2004	International League	AAA	Durham Bulls	Bill Evers	77	67	.535
2003	International League	AAA	Durham Bulls	Bill Evers	73	67	.521
2002	International League	AAA	Durham Bulls	Bill Evers	80	64	.556
2001	International League	AAA	Durham Bulls	Bill Evers	74	70	.514
2000	International League	AAA	Durham Bulls	Bill Evers	81	62	.566
1999	International League	AAA	Durham Bulls	Bill Evers	83	60	.580
1998	International League	AAA	Durham Bulls	Bill Evers	80	64	.556
1997	Carolina League	A+	Durham Bulls	Paul Runge	63	76	.453
1996	Carolina League	A+	Durham Bulls	Randy Ingle	73	66	.525
1995	Carolina League	A+	Durham Bulls	Matt West	63	76	.453
1994	Carolina League	A+	Durham Bulls	Matt West	66	70	.485
1993	Carolina League	A+	Durham Bulls	Leon Roberts	69	69	.500
1992	Carolina League	A+	Durham Bulls	Leon Roberts	70	70	.500
1991	Carolina League	A+	Durham Bulls	Grady Little	79	58	.577
1990	Carolina League	A+	Durham Bulls	Grady Little	71	68	.511
1989	Carolina League	A	Durham Bulls	Grady Little	84	54	.609
1988	Carolina League	A	Durham Bulls	Buddy Bailey/Grady Little	82	58	.586
1987	Carolina League	A	Durham Bulls	Brian Snitker	65	75	.464
1986	Carolina League	A	Durham Bulls	Buddy Bailey	72	68	.514
1985	Carolina League	A	Durham Bulls	Harry Bright	66	74	.471
1984	Carolina League	A	Durham Bulls	Brian Snitker	68	72	.486
1983	Carolina League	A	Durham Bulls	Brian Snitker	59	78	.431
1982	Carolina League	A	Durham Bulls	Bobby Dew	80	56	.588
1981	Carolina League	A	Durham Bulls	Al Gallagher	70	68	.507
1980	Carolina League	A	Durham Bulls	Al Gallagher	84	56	.600
1977	Carolina League	A	Raleigh-Durham Triangles	Dick Kennedy	56	80	.412
1970	Carolina League	A	Raleigh-Durham Triangles	Cliff Davis	77	63	.550
1969	Carolina League	A	Raleigh-Durham Phillies	Nolan Campbell	79	62	.560
1968	Carolina League	A	Raleigh-Durham Mets	Pete Pavlick	83	56	.597
1967	Carolina League	A	Durham Bulls	Clyde McCullough	74	64	.536
1966	Carolina League	A	Durham Bulls	Chuck Churn	62	76	.449
1965	Carolina League	A	Durham Bulls	Dave Phillely	83	60	.580
1964	Carolina League	A	Durham Bulls	Billy Goodman/Walt Matthews	54	82	.397
1963	Carolina League	A	Durham Bulls	Billy Goodman	78	65	.545
1962	Carolina League	B	Durham Bulls	Lou Fitzgerald	89	51	.636
1961	Carolina League	B	Durham Bulls	Al Lakeman	65	73	.471
1960	Carolina League	B	Durham Bulls	Stubby Overmine	57	78	.422
1959	Carolina League	B	Durham Bulls	Frank Staff	70	60	.538
1958	Carolina League	B	Durham Bulls	Chuck Kress	58	79	.423
1957	Carolina League	B	Durham Bulls	Frank Staff	79	61	.564
1956	Carolina League	B	Durham Bulls	Johnny Pesky	84	69	.549
1955	Carolina League	B	Durham Bulls	Frank Staff	69	69	.500
1954	Carolina League	B	Durham Bulls	Charlie Metro	70	68	.507
1953	Carolina League	B	Durham Bulls	Marvo Owen	64	75	.460
1952	Carolina League	B	Durham Bulls	Ace Parker	76	59	.563
1951	Carolina League	B	Durham Bulls	Ace Parker	84	56	.600
1950	Carolina League	B	Durham Bulls	Ace Parker	73	79	.480
1949	Carolina League	B	Durham Bulls	Ace Parker	70	72	.493
1948	Carolina League	C	Durham Bulls	Willie Duke	63	79	.444
1947	Carolina League	C	Durham Bulls	Willie Duke	70	71	.497
1946	Carolina League	C	Durham Bulls	Floyd Patterson	80	62	.563
1945	Carolina League	C	Durham Bulls	Floyd Patterson	59	77	.434
1943	Piedmont League	B	Durham Bulls	Bruno Betzel	44	86	.339
1942	Piedmont League	B	Durham Bulls	Bruno Betzel	65	70	.482
1941	Piedmont League	B	Durham Bulls	Bruno Betzel	84	53	.613
1940	Piedmont League	B	Durham Bulls	Oscar Roettger	73	62	.541
1939	Piedmont League	B	Durham Bulls	Oscar Roettger	75	65	.536
1938	Piedmont League	B	Durham Bulls	Bill Hughes	64	71	.474
1937	Piedmont League	B	Durham Bulls	Paul O'Malley	68	69	.496
1936	Piedmont League	B	Durham Bulls	Johnny Gooch	79	63	.556
1933	Piedmont League	B	Durham Bulls	Bob Murray/Bill Skiff	65	76	.461
1932	Piedmont League	B	Durham Bulls	George "Possum" Whitted	56	77	.421
1931	Piedmont League	C	Durham Bulls	George "Possum" Whitted	56	72	.438
1930	Piedmont League	C	Durham Bulls	George "Possum" Whitted	71	68	.511
1929	Piedmont League	C	Durham Bulls	George "Possum" Whitted	58	51	.532
1928	Piedmont League	C	Durham Bulls	George "Possum" Whitted	40	91	.305
1927	Piedmont League	C	Durham Bulls	Lew McCarty/Barney Cleveland/G. Whitted	48	95	.336
1926	Piedmont League	C	Durham Bulls	Art Bourg/Lew McCarty	73	71	.507
1925	Piedmont League	C	Durham Bulls	Art Bourg	68	58	.540
1924	Piedmont League	C	Durham Bulls	Bill Pierre	74	46	.617
1923	Piedmont League	C	Durham Bulls	Lee Gooch	50	73	.407
1922	Piedmont League	C	Durham Bulls	Lee Gooch	69	58	.543
1921	Piedmont League	C	Durham Bulls	Frank Manush	57	64	.471
1920	Piedmont League	D	Durham Bulls	Frank Manush	53	65	.449
1917	North Carolina State League	D	Durham Bulls	Frank Manush	24	12	.667
1916	North Carolina State League	D	Durham Bulls	Richard Hoffman/ Frank Manush	69	52	.570
1915	North Carolina State League	D	Durham Bulls	James "King" Kelly	69	52	.570
1914	North Carolina State League	D	Durham Bulls	James "King" Kelly	70	50	.583
1913	North Carolina State League	D	Durham Bulls	James "King" Kelly	65	49	.570
1912	North Carolina League	C	Durham Bulls	Otis Stockdale/William G. Bramham	23	35	.397

ALL-TIME GREATS

JOE MORGAN - The only former Bull in the Hall of Fame, Morgan cracked a two-run pinch-hit home run in his Bulls debut on June 8, 1963. The 19-year-old hit .332 with 13 home runs and 43 RBI in 95 games, before he made his big league debut later that season with Houston. Morgan was a 10-time All-Star, a five-time Gold Glove winner and the National League MVP in 1975 and '76. He hit .271 with 268 home runs, 1,133 RBI, 689 stolen bases and 2,571 hits in his 22-year major league career with the Astros, Reds, Giants, Phillies and A's. Morgan's Bulls jersey number was retired at the old Durham Athletic Park in 1992 and at the new Durham Bulls Athletic Park in 2002.

JIM BIBBY - The native of nearby Franklinton went 7-7 with a 2.82 ERA in 23 games for the 1968 Raleigh-Durham Mets. He went 111-101 in a 12-year major league career with St. Louis, Pittsburgh, Cleveland and Texas. He won 19 games twice and notched a no-hitter against Oakland while pitching for Texas on July 30, 1973. He passed away on February 18, 2010.

BOB BOONE - Boone hit .300 in 80 games at third base for the 1969 Raleigh-Durham Phillies. He spent 19 years in the majors and won seven Gold Gloves as a catcher. The former Reds manager is part of the first three-generation family to play in the majors, along with father Ray and sons Bret, and Aaron.

RON GANT - His performance during the 1986 season is one of the best in team history. He led the Carolina League with 26 home runs, drove in 102 runs, scored 108 and stole 35 bases while playing second base. He was named to *Baseball America's* Class-A All-Star team. Gant played for nine teams in 16 major league seasons, collecting 321 home runs and 1,008 RBI.

DAVID JUSTICE - He joined the Bulls for the second half of 1986 and hit .279 with 12 home runs. The former National League Rookie of the Year (1990) homered in the Braves' 1-0 World Series-clinching win in 1995. He retired after the 2002 season with 305 career home runs and 15 career postseason home runs.

MICKEY LOLICH - The portly left-hander's career blossomed after he left Durham. Loliche spent parts of the 1959, '60 and '61 seasons in Durham and compiled an 11-17 record in 39 starts. He struck out 261 and walked 195 in 252 innings. Loliche reached Detroit in 1963 and won three games in the 1968 World Series against St. Louis. He went 25-14 with 308 strikeouts in 1971 and finished his career with 2,832 whiffs, second all-time among left-handers behind Steve Carlton. Loliche went 217-191 in 16 years with the Tigers, Mets and Padres.

GREG LUZINSKI - At age 18, he was the league's All-Star first baseman with a .289 average and a league leading 31 home runs and 92 RBI. Luzinski hit 307 homers and drove in 1,128 runs in 15 major league seasons with the Phillies and White Sox.

FRANK McCORMICK - Johnny Vander Meer's teammate on the 1936 Bulls, McCormick led the Piedmont League with a .381 average and 138 RBI while setting a team record with 211 hits. He was the Reds' first baseman for both of Vander Meer's no-hitters in 1938 and went on to make the All-Star team nine times in his 13-year career with the Reds, Phillies and the Boston Braves. He drove in 127 runs on the way to the 1940 MVP award, leading the Reds to the World Series title.

RUSTY STAUB - He won the Carolina League's Rookie of the Year and Player of the Year award at 18 years of age in leading the Bulls to an 89-51 record and a loss in the playoff finals to Kinston in 1962. He hit .293 with 23 home runs, 93 RBI and a league-leading 115 runs scored. He made his big league debut with Houston a year later and, along with Ty Cobb, is the only major-leaguer to hit a home run before he turned 20 and after he turned 40. Staub, a left-handed hitter, collected 2,716 hits and 1,466 RBI in 23 years with Houston, Montreal, the Mets, Detroit and Texas.

JOHNNY VANDER MEER - He is the only pitcher in major league baseball history to hurl back-to-back no-hitters. The Boston Bees walked away empty on June 11, 1938, and the Dodgers did the same five days later at Ebbets Field in baseball's first night game. He allowed a hit in the fourth inning of his next start for a National League-record 21 hitless innings. He went 19-6 for the Bulls in 1936 and fanned a Piedmont League-record 295 batters. Vander Meer whiffed 20 Asheville batters on July 23, 1936. He was *The Sporting News* Minor League Player of the Year. Vander Meer pitched his final minor league no-hitter for Beaumont in the Texas League on July 15, 1952, at the age of 38.

FAMOUS BULLS IN THE BIGS

CARL CRAWFORD - After playing one season for the Boston Red Sox, Carl was traded to the Los Angeles Dodgers alongside RHP Josh Beckett, 1B Adrian Gonzalez and IF Nick Punto. Crawford finished the 2012 injury-hampered campaign batting .282 in 31 games with the Red Sox. He stole five bases without being thrown out for the season

JEREMY HELLICKSON - Jeremy followed up his stellar 2011 campaign with a solid 2012, boasting a 10-11 record with a 3.10 ERA...Hellickson struck out 124 batters while he walked just 59 through 177.0 innings of quality work for Joe Maddon's 90-win ballclub.

AUBREY HUFF - In 2000 became the first Bull to win the IL Rookie of the Year Award, posting 20 home runs, 76 RBI and a .316 batting average. In 2003, produced the best offensive numbers in Tampa Bay history to date by setting records in RBI (107), hits (198), doubles (47), extra-base hits (84), runs (94), slugging percentage (.555) and tied the home run record of 34. He was traded to Houston in July 2006 and signed a three-year deal with Baltimore in 2007. Huff was a key member on the Giants 2010 World Series winning team, and still plays with the team by the bay.

ANDRUW JONES - Four months before becoming the youngest player ever to hit a World Series homer, Jones led the Bulls to a first-half title in 1996. He hit .313 with 17 homers and 43 RBI before joining Greenville (AA). After stops with the Dodgers, Rangers, and White Sox, the five-time National League All-Star with Atlanta signed a one-year contract to play with the New York Yankees in 2011. Jones hit 19 home runs for the White Sox in 2010, and surpassed 400-HR for his career (407). In December, Jones resigned with the New York Yankees.

CHIPPER JONES - The future Hall-of-Famer capped off an incredible career in his final season before retiring at the end of the 2012 season...Jones still had plenty left in the tank, as he was named a 2012 All-Star and led his Braves to the 2012 MLB Playoffs where they lost to the eventual champion, San Francisco Giants...Chipper batted .287 with 14 HR and 62 RBI in 112 games played (all but 1 coming at 3B).

EVAN LONGORIA - Plagued by an injury-riddled 2012, Longo spent most of the season on the DL before beginning his MLB rehab assignment with the Bulls near the end of the year...Longoria was still able to salvage a solid season after an incredibly hot-start to begin April...The third basemen batted .289 with 17 HR and 55 RBI for the Rays while playing a majority of the season in the DH slot, as Maddon looked to avoid any further injury.

DAVID PRICE - The southpaw put together the greatest season by a pitcher in Tampa Bay Rays history, collecting the first-ever Cy Young for himself and the franchise in 2012...David was the runner-up for the American League Cy Young in 2010, as Felix Hernandez walked away with the hardware...Price was brilliant to the tune of a league-leading 20 wins with 5 losses, including a MLB-best 2.56 ERA...Price struck out an incredible 205 hitters while he walked just 59 over 211.0 innings of work for Tampa Bay...David was also named a 2012 All-Star (his 3rd straight ASG appearance).

B.J. UPTON - The outfielder would not let an injury to begin the season hamper him, as he finished with one of his most productive all-around seasons in his career before being traded during the 2013 off-season to the Atlanta Braves where he will team up with his younger brother, Justin...B.J. batted .246 last season with 28 HR, 78 RBI and 31 stolen bases in 146 games played, while he committed just 4 errors in the field all year.

DELMON YOUNG - Delmon played for the Bulls in 2005 and 2006. In 2006 he hit .316 recording 108 hits including eight home runs, 59 RBI, and 22 stolen bases. After being traded to the Minnesota Twins in 2007 Young has continued to improve. In 2011, Young was traded mid-season from the Twins to the Tigers. Together, Young hit .268 with 64 RBI, 12 HR, 21 2B, 64 RBI and 127 H.



David Price

CHRONOLOGY

- March 18, 1902: The North Carolina League is formed at a meeting in Raleigh. The Durham club is secured by Mr. W. G. Bramham, the owner of the team. The league is scheduled to begin on May 5 and play for four months.
- April 24, 1902: The Durham Tobacconists take the field for the first time in an exhibition game against Trinity College. Durham won the game, 8-5.
- May 5, 1902: Durham Tobacconists play their first official regular season game in Charlotte. The Bulls lost to Charlotte, 12-2. Brucker took the loss.
- May 12, 1902: Durham plays its first home game against New Bern.
- July 12, 1902: Bulls' owner Judge William G. Bramham refused to send his team to play at New Bern, stating that as far as the home team was concerned, the league was at an end. Professional baseball didn't return to Durham until 1913.
- December 12, 1912: Durham joins the newly formed North Carolina State League.
- April 24, 1913: The Durham team played its first game as the Bulls at Hanes Field on the Trinity College Campus (now Duke East Campus). Lee Meadows pitched a complete game as the Bulls defeated the Raleigh Capitals, 7-4.
- May 30, 1917: North Carolina State League folds due to the start of World War I. Bulls win North Carolina State League, though it was a shortened season of only 36 games.
- October 31, 1919: The Piedmont League is officially formed. Teams will be placed in cities throughout Virginia and North Carolina.
- July 7, 1926: Bulls play their first game at El Toro Park.
- July 26, 1926: In ceremonies presided over by North Carolina Governor Angus W. McLean and Commissioner of Baseball Judge Kenesaw Mountain Landis, El Toro Park is dedicated. Judge Landis stole the show by mounting the Bulls' mascot, a real bull, and riding it on the field. Durham loses to Raleigh, 3-2.
- 1932: Durham begins its first major league affiliation with the Philadelphia Phillies.
- December 9, 1932: Judge William G. Bramham, the man who brought professional baseball to Durham and owned the Bulls from 1913-1915, was elected president of the National Association. Bramham had previously served as president of the North Carolina State League and the Piedmont League.
- 1933: After the 1933 season, John Sprunt Hill and his wife donate \$20,000 to the city. The city purchases El Toro Park and renames it Durham Athletic Park.
- 1934-1935: Durham Bulls are unable to operate due to the Great Depression.
- June 17, 1939: Durham Athletic Park burns to the ground, resulting in over \$100,000 in damage. It happened just before midnight. The Bulls had defeated Portsmouth, 7-3 just hours earlier. Groundskeeper Walter Williams, who slept under the stands, escapes through the center field gate.
- July 2, 1939: After a remarkable two-week construction period, DAP is functional. New and old parks are similar in design except that the wooden grandstand is replaced by steel and concrete. Stadium has a 1,000-seat grandstand and temporary bleachers. The Bulls beat the Charlotte Hornets, 11-4.
- April 7, 1940: During the off-season, DAP is completely rebuilt and is debuted during an exhibition game between Cincinnati and the Boston Red Sox.
- April 17, 1940: The Bulls' first home game at the rebuilt DAP takes place against the Winston-Salem Twins. Only 1,587 fans attend, almost 4,000 less than the crowd that came for the exhibition game 10 days earlier (5,574).
- September 5, 1943: Last-place Durham defeats Richmond 15-5 in the last Piedmont League game played at the DAP.
- 1944: The Piedmont League becomes an all-Virginia league; no baseball in Durham.
- April 27, 1945: Durham plays its first game in the new Carolina League, defeating the Burlington Bees, 5-0.
- September 15, 1948: Former Bulls' outfielder Tom Wright becomes the first player from the Carolina League to make it to the major leagues when he makes his debut with the Boston Red Sox.
- August 10, 1951: Durham loses to the Danville Leafs 5-4. However, this game marks the debut of Percy Miller Jr., the first black player in the Carolina League, who plays for the Danville Leafs.
- April 18, 1957: 3B Bubba Morton and LHP Ted Richardson became the first African-Americans to play for the Durham Bulls. Morton went hitless and Richardson took the loss to Greensboro, 4-1.
- July 10, 1957: First Carolina League All-Star Game played in Durham. All-Stars beat Durham 7-6 with 1,964 fans in attendance.
- 1968: Durham Bulls merge with Raleigh to form the Raleigh-Durham Mets. The team plays half its games in DAP and half at Raleigh's Devereaux Meadow.
- 1972: Just before the start of the 1972 season, the Raleigh-Durham team folds. There would be no professional baseball in the Triangle until 1980.
- April 15, 1980: Minor league baseball returns to Durham for the first time since 1971. 4,418 show up at the DAP on a cool, 45-degree night.
- June 22, 1980: Durham's CBS affiliate broadcasts the Bulls' game on local TV. It's the first Bulls' game ever broadcast on television.
- November 1987: Kevin Costner, Susan Sarandon and Tim Robbins star in Ron Shelton's movie Bull Durham, which is filmed at DAP and surrounding Triangle locations. The movie's release in 1988 brings the Durham Bulls national attention. The Durham Bulls' famous "snorting bull" was originally to be used only as a prop for the movie, but has remained a Bulls' staple ever since.

- February 1988: Miles Wolff meets with Durham officials to discuss building a 10,000 to 12,000 seat stadium to win a Class Triple-A baseball franchise for Durham.
- May 9, 1990: Miles Wolff grants Jim Goodman, president of Capital Broadcasting Company, an option to buy the Bulls. Goodman announces plans to move the Durham Bulls to Triangle Central Park, a sports complex he envisions in eastern Durham County, near the Raleigh-Durham International Airport.
- August 30, 1990: A crowd of 6,202 at the DAP pushes Durham's attendance to 300,499, making the Bulls the first Class-A Team ever to pass the 300,000 mark.
- July 17, 1992: The Bulls unveil their new mascot, Wool E. Bull. In a local contest, Jim Vickery of Durham submits the winning moniker chosen from a pool of more than 500 entries. The "E" in Wool E. Bull stands for "Education."
- June 17, 1993: The Bulls retired the jersey number 18 of Hall of Fame second baseman Joe Morgan. It is the only number retired in the Bulls' history.
- September 1993: After the Bulls' highly touted "last season" at DAP, construction bids for the new ballpark come in more than \$4 million over budget, and the project runs into numerous delays. Opening Day is pushed back one year, to April 1995.
- September 5, 1994: Winston-Salem won the final game at Durham Athletic Park, 6-2, in Game One of the Carolina League's South Division playoffs.
- April 6, 1995: Seven years after Miles Wolff's original proposal, the Durham Bulls Athletic Park opens its gates for its inaugural season in front of 10,886 fans.
- August 30, 1997: The Bulls lost to Winston-Salem 6-4 in 10 innings, their last game in 45 seasons in the Carolina League.
- April 9, 1998: Bulls begin their inaugural season as the Triple-A affiliate of the Tampa Bay Devil Rays. The Bulls defeated the Norfolk Tides, 6-1 at Harbor Park.
- April 16, 1998: The newly expanded and improved DBAP opens. The "Blue Monster" is raised eight feet to 32 feet high and the new Diamond View opens, expanding the stadium to 10,000 seats.
- June 20, 1998: The Bulls play their first game ever outside of the United States. Lynx OF Derrick May hit a grand slam as Ottawa defeated the Bulls, 8-2.
- May 28, 1999: Durham won for the first time outside of the United States with a 6-1 victory at Ottawa. 1B Steve Cox's franchise record 23-game hitting streak ended. He hit .371 with 36 hits during the streak.
- September 12, 2002: The Bulls win their first league title in 33 years with a 2-0 victory vs. Buffalo, completing a six-game post-season sweep of Toledo and the Bisons.
- September 11, 2003: Durham defeats the Pawtucket Red Sox, 3-2, to claim its second consecutive Governors' Cup Championship. It is the first time an IL team won back-to-back titles since the Columbus Clippers in 1990 and 1991.
- June 8, 2004: Bill Evers, the Bulls' only Triple-A manager in team history, records his 500th win as Durham's skipper with a 10-1 victory at Syracuse.
- August 1, 2005: ESPN's *SportsCenter* broadcasts live at the Durham Bulls Athletic Park as part of their "50 States in 50 Days" promotion. Kenny Mayne interviews UNC Football coach John Bunting and Duke Basketball Coach Mike Krzyzewski on the 1st Base Party Deck before a paid crowd of 10,837, the third largest crowd in history. The Bulls beat the Charlotte Knights, 5-0.
- August 29, 2005: The Bulls set a paid attendance record of 520,371, shattering the old record of 505,314 set in 2001.
- April 14, 2006: The Bulls set a single-game attendance record of 11,060 for the 2006 home opener. B.J. Upton hit a walk-off grand slam to defeat Toledo 5-4.
- August 18, 2006: Kevin Witt slams his 36th home run at Columbus, setting a new Triple-A Bulls season home run record. Scott McClain had held the record since Durham's inaugural Triple-A year in 1998 when he hit 34.
- September 1, 2007: With a crowd of 11,070, the Bulls set a single game and single season record for attendance (520,952).
- September 3, 2007: Justin Ruggiano homers at Charlotte, becoming first Bull since Ron Gant (1986) to collect at least 20 homers and 20 steals in a season.
- September 7, 2007: The City of Durham names the field at the Durham Bulls Athletic Park "Goodman Field" after Capital Broadcasting Company President/CEO Jim Goodman.
- July 4, 2008: Bull Durham star Kevin Costner returned to the Bull City with his band, Modern West, to host an Independence Day Celebration at the DBAP. A few hours into the show, strong thunderstorms knocked out the power at the ballpark and cancelling the remainder of the show and fireworks.
- May 15, 2009: Chris Richard smashes a International League Record two grand slams, the last of which sends the Bulls home with an 11th inning, 13-9 victory over Louisville.
- September 17, 2009: John Jaso laced an RBI double in the top of the 12th and Julio DePaula closed the door as the Bulls clinched their third championship in team history with a 3-2 victory over Scranton Wilkes-Barre.
- September 22, 2009: The Bulls defeat the Pacific Coast League's Memphis Redbirds 5-4 (11 innings) to win the Triple-A National Championship. It is the first for the Bulls and the International League.
- August 29, 2010: The Bulls defeat Charlotte 8-5, thanks to a seventh inning three-run homer from Chris Richard, to set a new Triple-A franchise record for wins with 84. They would go on to finish the season with 88 wins.
- August 2, 2011: With a smashing 18-3 win over interstate and division rival the Charlotte Knights, the Durham Bulls notch their 6,000th franchise victory. Rays #1 prospect Matt Moore led the team to the win by striking out nine in five scoreless innings.
- January 31, 2012: The International League announced that former Bulls Manager Bill Evers will be inducted into the circuit's Hall of Fame as a member of the Class of 2012. Evers is the winningest manager in the history of the club. Evers has been added to the IL Hall of Fame plaque display and will be presented with "The Curtin Call" statue on May 19th, during a Bulls home game.
- May 15-28, 2012: Hideki Matsui spent 13 games with the Bulls in 2012 as he prepared for his Tampa Bay Rays career debut. The man known as "Godzilla" brought a media frenzy to Durham, unlike any player before him. The sweet-swinging lefthander recorded eight hits in 47 at-bats, including two doubles and four RBI. Matsui registered a .444 OPS amidst his first-ever appearance at the Triple-A level.
- September 18, 2012: Durham Athletic Park hosted the 2012 Triple-A National Championship Game. This marked the first time the game was hosted at an International League park and east of the Mississippi River. The Reno Aces defeated the Pawtucket Red Sox, 10-3.

PLAYOFF HISTORY

PIEDMONT LEAGUE

- 1922 Beat High Point, 4 games to 3, to win league title.
 1924 Bulls win Piedmont League Title (no playoffs).
 1925 Beat Winston-Salem, 4 games to 3, to win league title.
 1926 Lost to Greensboro, 4 games to 1, in the finals.
 1929 Lost to Greensboro, 4 games to 1, in the finals.
 1930 Beat Henderson, 4 games to 3.
 1936 Beat Rocky Mount, 3 games to 1;
 Lost to Norfolk, 3 games to 0, in the finals.
 1939 Lost to Rocky Mount, 3 games to 1, in the first round.
 1940 Beat Richmond, 4 games to 3;
 Beat Rocky Mount, 4 games to 2, to win league title.
 1941 Beat Norfolk, 4 games to 1;
 Beat Greensboro, 4 games to 0, to win league title.

CAROLINA LEAGUE

- 1951 Lost to Reidsville, 4 games to 1, in the first round.
 1952 Beat Winston-Salem, 3 games to 0;
 Lost to Reidsville, 4 games to 0, in the finals.
 1954 Lost to Fayetteville, 3 games to 1, in the first round.
 1955 Lost to High Point-Thomasville, 4 games to 3, in the first round.
 1956 Lost to Danville, 3 games to 1, in the first round.
 1957 Beat High Point-Thomasville, 4 games to 3, to win league title.
 1959 Lost to Wilson, 3 games to 0, in the first round.
 1962 Beat Burlington, 2 games to 0;
 Lost to Kinston, 4 games to 3, in the finals.
 1963 Lost to Greensboro, 3 games to 2, in the first round.
 1965 Beat Greensboro, 2 games to 1;
 Lost to Tidewater, 2 games to 0, in the finals.
 1967 Beat Burlington, 1 game to 0; Beat Lynchburg, 2 games to 0;
 Beat Tidewater, 2 games to 1, to win league title.
 1968 Beat Peninsula, 1 game to 0; Beat Wilson, 2 games to 1;
 Lost to High Point-Thomasville, 2 games to 0, in the finals.
 1969 Beat Kinston, 2 games to 0; Beat Peninsula, 2 games to 1;
 Beat Burlington, 2 games to 1, to win league title.
 1980 Lost to Peninsula, 3 games to 1, in the finals.
 1982 Beat Peninsula, 1 game to 0;
 Lost to Alexandria, 3 games to 0, in the finals.
 1984 Beat Peninsula, 2 games to 0;
 Lost to Lynchburg, 3 games to 1, in the finals.
 1989 Lost to Prince William, 3 games to 1, in the finals.
 1994 Lost to Winston-Salem, 2 games to 0, in the first round.
 1996 Lost to Kinston, 2 games to 1, in the first round.

INTERNATIONAL LEAGUE

- 1998 Beat Louisville, 3 games to 0;
 Lost to Buffalo, 3 games to 2, in the Governors' Cup finals.
 1999 Beat Columbus, 3 games to 0;
 Lost to Charlotte, 3 games to 1, in the Governors' Cup finals.
 2000 Lost to Indianapolis, 3 games to 2, in the first round.
 2002 Beat Toledo, 3 games to 0;
 Beat Buffalo, 3 games to 0, to win Governors' Cup.
 2003 Beat Louisville, 3 games to 1;
 Beat Pawtucket, 3 games to 0, to win Governors' Cup.
 2004 Lost to Buffalo, 3 games to 2, in the first round.
 2007 Beat Toledo, 3 games to 0;
 Lost to Richmond, 3 games to 2, in the Governors' Cup finals.
 2008 Beat Louisville 3 games to 1;
 Lost to Scranton/Wilkes-Barre, 3 games to 1 in the Governors' Cup finals.
 2009 Beat Louisville 3 games to 2
 Beat Scranton/Wilkes-Barre, 3 games to 0, to win Governors' Cup.
 Beat Memphis 5-4 in 2009 Bricktown Showdown to win the National Championship
 2010 Beat Louisville 3 games to 2
 Lost to Columbus, 3 games to 1, in the Governors' Cup Finals
 2011 Lost to Columbus, 3 games to none, in the first round

CHAMPIONSHIP HISTORY

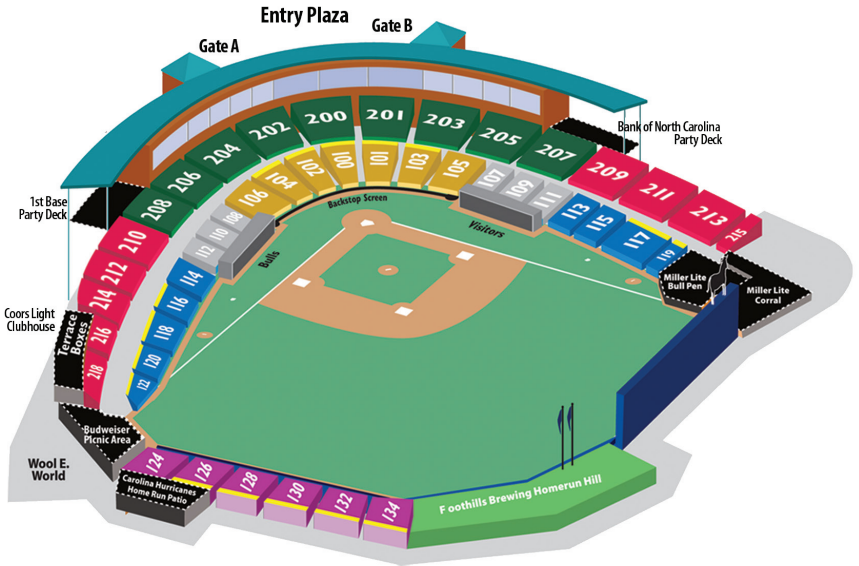
- 1922 The Bulls struggled in the first half under player/manager Lee Gooch, but dominated the second half, going 43-25 behind Gooch's .350 batting average and Guy McWhorter's 22 wins. Facing the first-half champion High Point Furniture Makers in the championship series, the Bulls captured the series in the deciding seventh game for their first Piedmont League title.
- 1924 After struggling in 1923, the Bulls took the Piedmont League regular season pennant with a 74-46 record, topping High Point by four games. Since the league had chosen to abandon the split-season plan, the Bulls were declared the league champions without a playoff. Hobe Brummitt was the team's hitting star, pacing the league at .356.
- 1925 The Piedmont League returned to a split-season format, and the Bulls rolled to the first half title at 39-23. Harry Smith led the league with a .385 average and Jule Mallonee smacked a still team-record 23 triples. The Bulls went the distance with the Winston-Salem Twins in the playoffs, taking the seventh game for their second straight league championship.
- 1930 The Bulls scrambled to a 71-68 record under George Whitted and a second-place finish in the league, six games behind Henderson. Fred Tauby had 203 hits and Tom Wolfe led the league with 39 homers and 154 runs batted in. In the league championship playoffs, the Bulls defeated Henderson 4-games-to-3 to win their fourth Piedmont League crown in nine seasons.
- 1940 The Bulls ended a 10-year drought after enduring a difficult playoff run. The Bulls finished fourth in the eight-team Piedmont League at 73-62. Joseph Bestudnik led the club with a .318 average, 18 homers and 93 RBI. Regular-season winner Richmond fell to the Bulls in seven games in the semifinals, and Rocky Mount succumbed in six games in the finals.
- 1941 Bruno Betzel's crew dominated the league at a .613 clip, finishing over 10 games ahead of the nearest competitor. John Burman was the league batting champion at .327, and Ed Albosta took the ERA crown at 1.73. The team showed its class in the playoffs, defeating Norfolk and Greensboro with only one loss for its second straight title.
- 1957 After joining the Carolina League in 1945, the Bulls made the playoffs five times in 12 years, but were unable to capture a title. The Bulls won the first half title at 43-25, and played .500 second-half ball leading to their championship series with High Point. Bubba Morton, the Bulls' first African-American position player, led the club with a .310 average. The Bulls continued their tradition of winning a full seven-game series, knocking off the Hi-Toms 3-1 in Durham in the decider behind a strong relief effort from Alan Dwyer.
- 1967 In the expanded, 12-team Carolina League, the Bulls took the Western Division pennant with a 74-64 record. Clyde McCullough managed the club to three straight playoff wins in the preliminary rounds against Burlington and Lynchburg. In the finals, a best-of-three series against Tidewater, the Bulls captured Game One, 1-0, behind Rich Folkers and Gerald Wild. After being shutout in Game Two, the Bulls broke open a tie game in Game Three with three runs in the seventh to win 6-3 and capture their second Carolina League title.
- 1969 In their second season as a Raleigh-Durham club, the team was affiliated with the Philadelphia Phillies. With future major league stars Greg Luzinski and Bob Boone on the squad, the Phillies finished second in the Eastern Division at 79-62, one game behind Rocky Mount. After sweeping Kinston in the first round, the Phillies met Peninsula, which upset Rocky Mount in the semifinals. After falling in Game One, the Phillies stormed back to take the final two games of the series and advance to the finals against Burlington. In Game Three of the finals, Luzinski hit a three-run home run giving the Phillies an 8-2 win.
- 2002 In their 100th Anniversary Season and fifth season of affiliation with the Tampa Bay Devil Rays, the Durham Bulls ended a 33-year championship drought by defeating the Buffalo Bisons to win the International League Championship. Led by fifth-year manager Bill Evers, the Bulls won the South Division with an 80-64 record. They went on to sweep both Toledo and Buffalo to earn the Governors' Cup.
- 2003 The Durham Bulls became the first IL team to win the Governors' Cup in back-to-back seasons since the Columbus Clippers did so in 1991 and 1992. The Bulls held off a late Charlotte run to win the South Division with a 73-67 record. Durham defeated Louisville 3-1 in the first round of the Governors' Cup Playoffs to advance to the championship series against Pawtucket. The Bulls swept the PawSox, becoming the only team to sweep the Cup Finals in back-to-back seasons.
- 2009 The Bulls made their third straight appearance in the Governors' Cup Finals after dispatching with the Louisville Bats in a five-game opening series, then swept the defending champion Scranton Wilkes-Barre Yankees to win their first International League Title in six years. The win gave them their first National Championship berth, facing the Pacific Coast League Champion Memphis Redbirds in a one-game championship. Rashad Eldridge scored the winning run on a wild pitch in the bottom of the 11th inning to give the Bulls a 5-4 win and their first National Title.



DBAP

Durham Bulls Athletic Park





FIELD DIMENSIONS

Left Field	305 feet
Left Center	375 feet
Center Field	400 feet
Right Center	375 feet
Right Field	325 feet
Blue Monster Height	32 feet

Stadium Capacity	10,000
Stadium Architects	HOK Sport/Freelon Group
Cost of Stadium (1995)	\$16.1 Million
Grand Opening	April 6, 1995

AND THE CROWD GOES WILD

Paid Regular-Season Attendance at Durham Bulls Athletic Park

1998	467,701	2006	507,547
1999	464,001	2007	520,952
2000	475,363	2008	503,636
2001	505,315	2009	488,385
2002	502,553	2010	500,073
2003	493,174	2011	462,682
2004	490,615	2012	483,593
2005	520,371		

THE FIRST TIME IT HAPPENED

First Game	April 9th, 1998 at Norfolk (Bulls won 5-4)
First Starting Pitcher	Jason Johnson
First Relief Pitcher	Santos Hernandez (4/09)
First Winning Pitcher	Jason Johnson
First Save	Josias Manzanillo
First Batter	Randy Winn (walked)
First Run	Tim Laker
First Hit	Tim Laker (HR)
First Double	Russ Morman
First Triple	Randy Winn 4/10 at Norfolk
First Home Run	Tim Laker
First RBI	Tim Laker
First Triple Play	Brooks Badeaux (7/23/05 @ ROC)
First Three-Home Run Game	Pete LaForest (6/21/05 @ PAW)

THE FIRST TIME AT THE DBAP

First Game	April 16th vs. Louisville (Bulls lost, 6-1)
First Starting Pitcher	Dave Eiland
First Relief Pitcher	Josias Manzanillo
First Winning Pitcher	Mark Eichhorn (4/19 vs. Louisville)
First Save	John Daniels (4/20 vs. Indy)
First Batter	Randy Winn (struck out)
First Run	Dave Silvestri
First Hit	Russ Morman
First RBI	Russ Morman
First Double	Russ Morman
First Triple	Steve Cox (5/21 vs. Rochester)
First Home Run	Dave Silvestri (4/17 vs. Louisville)
First Grand Slam	Randy Winn (4/15/98 vs. RIC)
First Leadoff Home Run	Jim Buccheri (5/23/98 vs. Syracuse)
First Walk-Off Home Run	Chris Martin (5/19/98 vs. Rochester)
First Two-Home Run Game	Tim Laker (4/9/98 vs. Norwich)
First 10+ Strikeout Game	Josias Manzanillo (6/11/98 vs. Richmond)
First Triple Play	8/2/05 vs. Norfolk

NOTE: The first Triple-A batter at the DBAP was Louisville CF Greg Martinez. He homered into the new Diamond View seats in right field off Dave Eiland.

IT'S A SELLOUT!

Top 10 Single-Game Attendance at Durham Bulls Athletic Park

Att.	Date	Opp.	Att.	Date	Opp.
11,674	7/4/10	GWN	11,048	7/4/06	SYR
11,300	6/19/09	PAW	10,991	8/23/08	IND
11,117	7/4/12	NOR	10,936	8/31/07	CHA
11,071	9/1/07	CHA	10,925	9/4/10	NOR
11,060	4/14/06	TOL	10,916	7/3/01	RIC

LAST TIME IT HAPPENED

Scored 10+ runs.....	8/18/12 vs. Gwinnett (L, 10-13)
Scored 15+ runs.....	7/25/12 at Gwinnett (W, 16-8)
Scored 10 or more in an inning.....	7/26/10 vs Syracuse, 10, 1st (L, 10-13)
Allowed 10 or more in an inning.....	4/17/11 vs Gwinnett, 10 in 6th, (L, 7-18)
Allowed 10+ runs.....	8/31/11 at Charlotte (L, 2-10)
Allowed 15+ runs.....	7/8/11 vs Norfolk (L, 2-17)
Had 20 or more hits.....	6/21/12 at Rochester, 20 (W, 14-8)
Allowed 20 or more hits.....	8/18/12 vs Gwinnett, 22 (L, 10-13)
Recorded 10+ strikeouts.....	9/1/12 vs Charlotte, 15 (W, 2-0)
Struck out 10+ times.....	8/22/12 vs Norfolk, (W, 2-0)
Shutout an opponent.....	9/1/12 vs Charlotte, (W 2-0)
Opponent Shutout.....	8/8/12 vs Columbus (L 0-3)
Back-to-back shutout.....	7/31 @ Norfolk, 8/2 @ Gwinnett (W, 1-0, 1-0)
Back-to-back opp. shutout.....	Games 1-2, 8/29/12 at Norfolk (L, 0-1, 0-3)
Hit a grand slam.....	Brignac (6th), 7/25/12 at Gwinnett (W, 16-8)
Allowed a grand slam.....	7/27/12 at Gwinnett (L, 1-13)
Hit a walk-off home run.....	4/18/11 vs. Gwinnett, Justin Ruggiano (11th) (W 4-1)
Allowed a walk-off home run.....	6/20/12 at Rochester, Wilkin Ramirez (9th) (L, 6-7)
Hit back-to-back home runs.....	8/20/12 vs Charlotte, Wrigley, Anderson (4th) (W 5-3)
Allowed back-to-back home runs.....	6/12/11 vs Norfolk, Jake Fox, Josh Bell (3rd) (L 5-11)
Hit three straight home runs.....	9/5/07 vs Toledo, Weber, Pridie, Ruggiano (W 11-8)*
Led off game with home run.....	7/25/12 at Gwinnett, Thompson (W, 16-8)
Had a two homer game.....	8/15/12 at Columbus, Gimenez (W, 9-7)
Allowed a two homer game.....	7/16/12 vs Lehigh Valley, Luna (L, 3-6)
Hit an inside-the-park HR.....	5/30/12 vs Indianapolis, Jeff Salazar (W, 5-14 in 10)
Opposing Inside-the-park home run.....	7/7/10 at Charlotte, Stefan Gartrell (W 6-4)
Opposing steal of home.....	5/11/12 atScranton W/B, O'Malley (W, 8-7)*
HR each side same game.....	7/28/09 at Scranton, Elliot Johnson (W 4-2)
Opposing HR each side same game.....	4/25/11 at Norfolk, Josh Bell (L 2-5)
Opposing cycle.....	9/17/10 vs Columbus, Jason Kipnis (L 2-13)*
Recorded a triple play.....	8/2/05 vs. Norfolk (W 13-8)
Allowed a triple play.....	6/8/06 at Rochester (1st) (L, 8-9)
Swept a doubleheader.....	8/28/11 vs Charlotte (W, 4-3 in 8, 3-0)
Lost a doubleheader.....	4/23/12 at Pawtucket (L, 0-2, 1-7)
Sweep a 3-game series.....	7/31-8/3/11 at and vs Charlotte
Sweep a 4-game series.....	6/22-25/12 vs Buffalo
Sweep a 5-game series.....	8/22-26/12 vs Norfolk
Swept in a 4-game series.....	8/10-13/12 at Toledo
Swept in a 3-game series.....	8/28-30/12 at Norfolk
Won in last AB.....	7/22/12 vs Rochester, Gm #2 (W, 4-3 in 7)
Opponent won in last AB.....	7/30/12 at Norfolk (L, 6-7 in 12)
Pitched a one-hitter.....	6/8/10 vs Buffalo, Hernandez/Bateman/Thayer (W 7-0)
Pitched a no-hitter.....	7/16/06 vs. Columbus, Jason Hammel/Juan Salas (W, 4-1)
Pitched a CG Shutout (nine innings).....	8/20/08 at Louisville, Jeff Niemann (W 5-0)
Pitched a CG (nine innings).....	8/20/08 at Louisville, Jeff Niemann (W 5-0)
Pitched a CG (eight innings).....	4/29/10 at Buffalo, Heath Phillips (L 0-4)
Pitched a CG (seven innings).....	7/22/12, Paduch vs Rochester, Gm #2 (W, 4-3)
Pitched a CG (six innings or less).....	8/29/12, Pendleton at Norfolk, Gm #2 (L, 0-3)
Pitched a CG Shutout (seven innings).....	6/6/07 (1) at Ottawa, Mitch Talbot (W 2-0)
Opponent pitched CG (nine innings).....	6/3/12 at Louisville, Jeff Francis (L, 0-7)
Opponent pitched CG (eight innings).....	9/1/12 vs Charlotte, Shirek (W, 2-0)
Opponent pitched CG shutout (9 IP).....	6/3/12 at Louisville, Jeff Francis (L, 0-7)
Opponent pitched CG (seven IP or less).....	8/29/12 at Norfolk, Arrieta (L, 0-1)
Was no-hit.....	4/29/12 vs Indianapolis, Combined 3 pitchers (L, 0-2)

*Post-season



TAMPA BAY RAYS

TROPICANA FIELD

ONE TROPICANA DRIVE ST. PETERSBURG, FL 33705

GENERAL INFO: 727.825.3137

MEDIA: 727.825.3242

FAX: 888.825.3111

Principal Owner	Stuart Sternberg
President	Matt Silverman
Executive Vice President, Baseball Operations	Andrew Friedman
Senior Vice President, Business Operations	Brian Auld
Senior Vice President	Mark Fernandez
Senior Vice President, Administration/General Counsel	John Higgins
Senior Vice President, Baseball Operations	Gerry Hunsicker
Senior Vice President, Development and Business Affairs	Michael Kalt
Vice President, Finance	Rob Gagliardi
Vice President, Marketing	Tom Hoof
Vice President, Development	Melanie Lenz
Vice President, Operations/Facilities	Rick Nafe
Vice President, Branding and Fan Experience	Darcy Raymond
Vice President, Sales & Service	Brian Richeson
Vice President, Communications	Rick Vaughn

BASEBALL OPERATIONS

Special Assistant, International Operations	Carlos Alfonso
Director, Pro Scouting	Matt Arnold
Director, Baseball Operations	Chaim Bloom
Director, Baseball Research & Development	James Click
Director, Major League Administration	Sandy Dengler
Director, Scouting	R.J. Harrison
Director, Minor League Operations	Mitch Lukevics
Director, Baseball Operations	Erik Neander
Special Assistant, Baseball Operations	Rocco Baldelli
Special Assignment Scout	Mike Cabbage
Senior Baseball Advisor	Don Zimmer
Field Coordinator	Jim Hoff
Architect, Baseball Systems	Brian Plexico
Developer, Baseball Systems	Daniel Turkenkopf
Analyst, Baseball Research & Development	Joshua Kalk, Leland Chen
Assistant Director, Amateur Scouting	Rob Metzler
Assistant, Baseball Operations	Graham Tyler
Assistant, Baseball Operations Systems	Matt Hahn
Assistant, Baseball Research & Development	Peter Bendix, Shawn Hoffman
Assistant, Minor League Operations	Jeff McLerran
Assistant, International & Minor League Operations	Patrick Walters
Administrator, Scouting	Nancy Berry
Administrator, International & Minor League Operations	Giovanna Rodriguez
Medical Director	Dr. James Andrews
Medical Team Physician	Dr. Michael Reilly
Orthopedic Team Physician	Dr. Koco Eaton
Head Athletic Trainer	Ron Porterfield
Assistant Athletic Trainer	Paul Harker, Mark Vinson
Strength & Conditioning Coach	Kevin Barr
Video Coordinator	Chris Fernandez
Video Coordinator, Baseball Operations	Ryan Bristow
Director, Team Travel	Jeff Ziegler
Equipment Manager, Home Clubhouse	Chris Westmoreland
Assistant Manager, Home Clubhouse	Jose Fernandez
Manager, Visitors Clubhouse	Guy Gallagher

BROADCASTING

Senior Advisor	Dick Crippen
Senior Director, Broadcasting	Larry McCabe
Senior Coordinator, Broadcasting	Christopher Mueller

COMMUNICATIONS

Director, Communications	Dave Haller
Senior Coordinator, Communications	Jonathan Gantt
Coordinator, Communications	Carli Todd

COMMUNITY RELATIONS

Senior Director, Community Relations	Suzanne Luecke
Manager, Community Relations	Jamie Patterson Schaefer
Senior Coordinator, Community Relations	Jennifer Funk, Shannon Lapsley

40-MAN ROSTER

*AS OF MARCH 13, 2013

CATCHERS	B/T	HT	WT	D.O.B.
Christopher Archer	R-R	6'3"	185	Sept. 26, 1988
Alex Cobb	R-R	6'2"	195	Oct. 7, 1987
Alexander Colome	R-R	6'2"	185	Dec. 31, 1988
Frank De Los Santos	L-L	6'0"	165	Nov. 17, 1987
Kyle Farnsworth	R-R	6'4"	230	Apr 14, 1976
Brandon Gomes	R-R	5'11"	175	Jul 15, 1984
Jeremy Hellickson	R-R	6'1"	185	Apr 8, 1987
Roberto Hernandez	R-R	6'4"	230	Aug. 30, 1980
Josh Lueke	R-R	6'5"	235	Dec 5, 1984
Jake McGee	L-L	6'3"	230	Aug 6, 1986
Mike Montgomery	L-L	6'4"	200	Jul. 1, 1989
Matt Moore	L-L	6'2"	205	Jun 18, 1989
Jeff Niemann	R-R	6'9"	260	Feb 28, 1983
Jake Odorizzi	R-R	6'2"	185	Mar. 27, 1990
Joel Peralta	R-R	5'11"	195	Mar 23, 1976
David Price	L-L	6'6"	225	Aug 26, 1985
Cesar Ramos	L-L	6'2"	205	Jun 22, 1984
Felipe Rivero	L-L	6'0"	150	Jul. 5, 1991
Fernando Rodney	R-R	5'11"	220	Mar 18, 1977
Enny Romero	L-L	6'3"	165	Jan. 24, 1991
Alexander Torres	L-L	5'10"	175	Dec 8, 1987

CATCHERS	B/T	HT	WT	DOB
Robinson Chirinos	R-R	6'1"	195	Jun. 5, 1984
Chris Gimenez	R-R	6'2"	220	Dec. 27, 1982
Jose Lobaton	S-R	6'0"	195	Oct. 21, 1984
Jose Molina	R-R	6'2"	250	Jun. 3, 1975
Stephen Vogt	L-R	6'0"	215	Nov. 1, 1984

INFIELDERS	B/T	HT	WT	DOB
Tim Beckham	R-R	6'0"	190	Jan. 27, 1990
Yunel Escobar	R-R	6'2"	210	Nov. 2, 1982
Kelly Johnson	L-R	6'1"	200	Feb. 22, 1982
Hak-Ju Lee	L-R	6'2"	170	Nov. 4, 1990
James Loney	L-L	6'3"	220	May 7, 1984
Evan Longoria	R-R	6'2"	210	Oct. 7, 1985
Ryan Roberts	R-R	5'11"	185	Sept. 19, 1980
Sean Rodriguez	R-R	6'0"	200	Apr. 26, 1985

OUTFIELDERS	B/T	HT	WT	DOB
Sam Fuld	L-L	5'10"	180	Nov. 20, 1981
Brandon Guyer	R-R	6'1"	210	Jan. 28, 1986
Desmond Jennings	R-R	6'2"	200	Oct. 30, 1986
Matt Joyce	L-R	6'2"	205	Aug. 3, 1984
Ben Zobrist	S-R	6'3"	200	May 26, 1981

DESIGNATED HITTERS	B/T	HT	WT	DOB
Luke Scott	L-R	6'0"	205	Jun. 25, 1978

BASEBALL AMERICA TAMPA BAY RAYS TOP 30 PROSPECTS

PLAYER	POS	B-T
1. Wil Myers	OF	R-R
2. Chris Guerrier	RHP	R-R
3. Taylor Guerrieri	RHP	R-R
4. Hak-Ju Lee	SS	L-R
5. Jake Odorizzi	RHP	R-R
6. Alex Colome	RHP	R-R
7. Richie Shaffer	3B	R-R
8. Enny Romero	LHP	L-L
9. Blake Snell	LHP	L-L
10. Tim Beckham	SS	R-R
11. Drew Vettleson	OF	L-R
12. Mikie Mahtook	OF	R-R
13. Jeff Ames	RHP	R-R
14. Jesse Hahn	RHP	R-R
15. Mike Montgomery	LHP	L-L
16. Tyler Goeddel	3B	R-R
17. Brandon Martin	SS	R-R
18. Jake Hager	SS	R-R
19. Andrew Toles	OF	R-R
20. Felipe Rivero	LHP	L-L
21. Todd Glaesmann	OF	R-R
22. Ryan Brett	2B	S-R
23. Jose Mujica	RHP	R-R
24. Josh Sale	OF	L-R
25. Parker Markel	RHP	R-R
26. Patrick Leonard	3B	R-R
27. Bralin Jackson	OF	R-L
28. Ty Morrison	OF	L-R
29. Spencer Edwards	SS	R-R
30. Nick Sawyer	RHP	R-R

BASEBALL AMERICA BEST TOOLS

Best Hitter for Average.....	Richie Shaffer
Best Power Hitter.....	Todd Glaesmann
Best Strike Zone Discipline	Richie Shaffer
Fastest Baserunner.....	Andrew Toles
Best Athlete.....	Andrew Toles
Best Fastball.....	Jesse Hahn
Best Curveball.....	Taylor Guerrieri
Best Slider.....	Chris Archer
Best Changup	Parker Markel
Best Control.....	Taylor Guerrieri
Best Defensive Catcher.....	Mark Thomas
Best Defensive Infielder	Brandon Martin
Best Infield Arm.....	Tim Beckham
Best Defensive OF	Ty Morrison
Best Outfield Arm.....	Drew Vettleson

MINOR LEAGUE OPERATIONS

Director, Minor League Operations	Mitch Lukevics
Administrator, International & Minor League Operations	Giovanna Rodriguez
Assistant, International & Minor League Operations	Patrick Walters
Assistant, Minor League Operations	Jeff McLerran
Minor League Video Coordinator	Chris Fernandez
Field Coordinator.....	Jim Hoff
Field Coordinator.....	Bill Evers
Pitching Coordinator.....	Dick Bosman
Pitching Coordinator.....	Dewey Robinson
Hitting Coordinator	Steve Livesey
Hitting Coordinator	Matt Quatraro
Outfield & Baserunning Coordinator.....	Skeeter Barnes
Catching Coordinator	Jamie Nelson
Medical Coordinator	Joe Bengé
Rehabilitation & Athletic Training Coordinator	Joel Smith
Strength & Conditioning Coordinator	Trung Cao
Minor League Equipment Manager	Tim McKechney
Assistant Minor League Equipment Manager	Shane Rossetti

MINOR LEAGUE AFFILIATES

MONTGOMERY BISCUITS

SOUTHERN LEAGUE (AA)
PHONE (334) 323-2255
WEB BISCUITSBASEBALL.COM
MANAGER BILLY GARDNER JR.
PITCHING COACH R.C. LICHTENSTEIN
COACH OZZIE TIMMONS
TRAINER KRIS RUSSELL

CHARLOTTE STONE CRABS

FLORIDA STATE LEAGUE (A)
PHONE (941) 206-3501
WEB STONECRABSBASEBALL.COM
MANAGER JIM MORRISON
PITCHING COACH STEVE WATSON
COACH JOE SZEKELY
TRAINER SCOTT THURSTON

BOWLING GREEN HOT RODS

MIDWEST LEAGUE (A)
PHONE (270) 901-2121
WEB BGHOTRODS.COM
MANAGER BRADY WILLIAMS
PITCHING COACH BILL MOLONEY
COACH MANNY CASTILLO
TRAINER JEREMY SPENCER

HUDSON VALLEY RENEGADES

NEW YORK-PENN LEAGUE (SHORT-A)
PHONE (845) 838-0094
WEB HVRENEGADES.COM
MANAGER JARED SANDBERG
PITCHING COACH KYLE SNYDER
COACH DAN DEMENT
TRAINER BRIAN NEWMAN

PRINCETON RAYS

APPALACHIAN LEAGUE (ROOKIE)
PHONE (304) 487-2000
WEB PRINCETONRAYS.NET
MANAGER MICHAEL JOHNS
PITCHING COACH DARWIN PEGUERO
COACHES REINALDO RUIZ
TRAINER NICK FLYNN

GCL RAYS

GULF COAST LEAGUE (ROOKIE)
PHONE (727) 825-3267
WEB MILB.COM
MANAGER PAUL HOOVER
PITCHING COACH MARTY DEMERRITT
COACHES HECTOR TORRES,
WUARNNER RINCONES
TRAINER CHRIS TOMASHOFF

DSL RAYS

DOMINICAN SUMMER LEAGUE (ROOKIE)
PHONE (809) 323-4793
WEB MILB.COM
MANAGER JULIO ZORRILLA
PITCHING COACH JOSE GONZALEZ
COACHES ELVIN DEL ROSARIO,
ROBERTO GIL, RAFAEL GUERRERO,
JOAN MARTINEZ
TRAINER EVER PEREZ

VSL RAYS

VENEZUELAN SUMMER LEAGUE (ROOKIE)
WEB MILB.COM
MANAGER ESTEBAN GONZALEZ
PITCHING COACH JORGE MONCADA
COACHES GERMAN MELENDEZ,
GUSTAVO OMAÑA
TRAINER PABLO PACHECO

2012 ORGANIZATIONAL LEADERS

BATTING TOP 10 (minimum 2.7 PA/team game)

BATTER	CLUB	AVG	G	AB	R	H	HR	RBI
Kline, Benjamin	RAY	.333	45	156	16	52	2	20
Luna, Omar	MTG	.315	122	470	63	148	3	57
Anderson, Leslie	DUR	.309	116	444	63	137	14	56
Seitzer, Cameron	BG	.307	118	424	50	130	4	54
Figueroa, Cole	DUR	.292	113	397	49	116	5	54
Argo, Willie	PRN	.289	69	225	42	65	2	24
Brett, Ryan	BG	.285	100	410	77	117	6	35
Glaesmann, Todd	BG	.285	127	491	77	140	21	75
Wrigley, Henry	DUR	.282	126	476	56	134	20	79

2 others tied at .281

PITCHING TOP 10 (minimum 0.8 IP/team game)

PITCHER	CLUB	W-L	ERA	IP	H	BB	SO
Ames, Jeff	HV	6-1	1.96	64.1	44	20	70
Gomez, Roberto	BG	9-3	2.48	120.0	110	42	79
Floethe, Jake	BG	10-3	3.31	122.1	104	31	92
Rivero, Felipe	BG	8-8	3.41	113.1	115	29	98
Markel, Parker	BG	11-5	3.53	120.0	117	34	96
Spann, Matthew	HV	5-5	3.59	72.2	71	28	39
Archer, Chris	DUR	7-9	3.66	128.0	99	62	139
Romero, Enny	CHA	5-7	3.93	126.0	89	76	107
Buschmann, Matt	MTG	7-8	3.98	151.1	149	53	120
Quinonez, Eduar	HV	7-3	4.04	62.1	58	21	52

HOMERUNS

1.	Glaesmann, Todd	BG	21
2.	Wrigley, Henry	DUR	20
3.	Segovia, Alejandro	BG	15
3.	Vettleson, Drew	BG	15
4.	Anderson, Leslie	DUR	14

RBI

1.	Wrigley, Henry	DUR	79
2.	Dietrich, Derek	MTG	75
2.	Glaesmann, Todd	BG	75
3.	Hager, Jake	BG	72
4.	Vettleson, Drew	BG	69

STOLEN BASES

1.	Brett, Ryan	BG	48
2.	Lee, Hak-Ju	MTG	37
3.	Morrison, Ty	MTG	31
3.	Goeddel, Tyler	BG	30
5.	Motter, Taylor	BG	24

WINS

1.	Torra, Matt	DUR	12
2.	Carpenter, Ryan	BG	11
2.	Markel, Parker	BG	11
3.	Floethe, Jake	BG	10
4.	Gomez, Roberto	BG	9

SAVES

1.	Hubbard, Austin	BG	23
2.	Rearick, Chris	MTG	22
3.	De La Rosa, Dane	DUR	20
4.	Yates, Kirby	MTG	16
5.	2 others tied at 9		

STRIKE OUTS

1.	Archer, Chris	DUR	139
2.	Lobstein, Kyle	MTG	129
3.	Buschmann, Matt	MTG	120
4.	Riefenhauser, C.J.	MTG	118
5.	Carpenter, Ryan	BG	113

BATTING	AVG	AB	R	H	HR	BB	SO	SB	CS	PITCHING	W-L	ERA	H	CG	SHO	SV	HR	BB	SO
Bowling Green	.269	4698	681	1262	105	547	1004	188	72	Hudson Valley	52-24	2.91	582	0	9	23	29	209	572
Durham	.267	4845	604	1292	103	459	931	74	37	GCL Rays	28-32	2.97	452	0	3	14	11	145	428
Montgomery	.261	4615	636	1204	84	518	935	140	55	Bowling Green	80-60	3.59	1163	0	10	50	66	449	1062
Princeton	.254	2318	346	589	38	205	454	102	36	Montgomery	74-63	3.98	1151	2	6	34	92	568	1004
Charlotte	.252	4436	518	1120	69	338	860	105	44	Princeton	36-32	4.14	606	1	3	18	59	206	554
Hudson Valley	.241	2560	347	617	28	260	548	77	30	Charlotte	55-79	4.42	1107	2	7	33	90	482	869
GCL Rays	.238	1882	187	448	7	164	483	56	35	Durham	66-78	4.59	1271	2	11	39	130	509	1125

2012 MINOR LEAGUE HONORS

2012 Bulls Player of the Week

May 7-13, Chris Archer, SP
June 18-24, Jim Paduch, RP

2012 Rays Minor League Player of the Year

Most Valuable Pitcher: Chris Archer

Most Valuable Player: Todd Glaesmann

Bulls MVP - Leslie Anderson

Biscuits MVP - Alex Colome

Stone Crabs MVP - Derek Dietrich

Hot Rods MVP - Drew Vettleson

Renegades MVP - Jeff Ames

Princeton MVP - Blake Snell

GCL Rays MVP - Ben Kline

DSL Rays MVP - Alexander Simon

VSL Rays MVP - Jose Paez

Defensive Player - Kevin Kiermaier

Baserunner - Hak-Ju Lee

Reliever - Chris Rearick

AMERICAN LEAGUE AFFILIATE SINCE 1998



2012 Attendance 1,559,681, (19,255)
 Stadium Capacity 34,078
 Dimensions LF-315, CF-404, RF-322

Owner Stuart Sternberg
 President Matthew Silverman
 General Manager Andrew Friedman
 Media Contact Rick Vaughn

Tropicana Field
 One Tropicana Drive
 St. Petersburg, FL 33705
 (727) 825-3137

Manager Joe Maddon
 Hitting Coach Derek Shelton
 Pitching Coach Jim Hickey
 Trainer Ron Porterfield

Communications (727) 825-3242
 Fax (727) 825-3111

Level MLB
 League American League
 2011 Record 90-72 (3rd - AL East)
 Home Record 46-35
 Away Record 44-37
 Division Record 41-31

Website www.raysbaseball.com
 Twitter @RaysBaseball

2012 RAYS BATTING

BATTERS	AVG	G	AB	R	H	TB	2B	3B	HR	RBI	BB	SO	SB	CS	OBP	SLG
Brandon Allen	.154	7	13	3	2	5	0	0	1	3	2	4	0	0	.385	.267
Reid Brignac	.095	16	21	1	2	2	0	0	0	1	1	5	0	0	1.095	.136
Brooks Conrad	.172	24	58	4	10	21	5	0	2	9	3	27	0	0	.362	.213
Ben Francisco	.228	24	57	4	13	24	5	0	2	8	4	16	0	0	.421	.270
Sam Fuld	.255	44	98	14	25	32	3	2	0	5	8	14	7	2	.327	.318
Chris Gimenez	.260	42	100	10	26	33	4	0	1	9	8	24	0	0	.330	.315
Brandon Guyer	.143	3	7	2	1	4	0	0	1	1	0	1	0	0	.571	.143
Desmond Jennings	.246	132	505	85	124	196	19	7	13	47	46	120	31	2	.388	.314
Elliot Johnson	.242	123	297	32	72	104	10	2	6	33	24	84	18	6	.350	.304
Matt Joyce	.241	124	399	55	96	171	18	3	17	59	55	102	4	3	.429	.341
Jeff Keppinger	.325	115	385	46	125	169	15	1	9	40	24	31	1	0	.439	.367
Jose Lobaton	.222	69	167	16	37	53	10	0	2	20	24	46	0	1	.317	.323
Evan Longoria	.289	74	273	39	79	144	14	0	17	55	33	61	2	3	.527	.369
Hideki Matsui	.147	34	95	7	14	21	1	0	2	7	8	22	0	0	.221	.214
Jose Molina	.223	102	251	27	56	89	9	0	8	32	20	60	3	1	.355	.286
Carlos Peña	.197	160	497	72	98	176	17	2	19	61	87	182	2	3	.354	.330
Will Rhymes	.228	47	123	11	28	35	2	1	1	8	10	17	1	2	.285	.299
Ryan Roberts	.214	60	187	23	40	68	10	0	6	18	18	47	4	3	.364	.284
Sean Rodriguez	.213	112	301	36	64	98	14	1	6	32	27	75	5	0	.326	.281
Luke Scott	.229	96	314	35	72	138	22	1	14	55	21	80	5	0	.439	.285
Drew Sutton	.271	18	48	2	13	17	4	0	0	6	2	16	0	0	.354	.314
Rich Thompson	.091	23	22	5	2	2	0	0	0	1	0	5	6	2	.091	.167
B.J. Upton	.246	146	573	79	141	260	29	3	28	78	45	169	31	6	.454	.298
Stephen Vogt	.000	18	25	0	0	0	0	0	0	0	2	2	0	0	.000	.074
Ben Zobrist	.270	157	560	88	151	264	39	7	20	74	97	103	14	9	.471	.377
Team Totals	.240	162	5398	697	1293	2128	250	30	175	665	571	1323	134	44	.394	.317

2012 RAYS PITCHING

PITCHERS	W	L	ERA	G	GS	CG	SV	IP	H	R	ER	HR	HB	BB	SO	WP	BK	AVG
Chris Archer	1	3	4.60	6	4	0	0	29.1	23	17	15	3	1	13	36	2	0	.215
Burke Badenhop	3	2	3.03	66	0	0	0	62.1	63	24	21	6	1	12	42	1	0	.259
Alex Cobb	11	9	4.03	23	23	2	0	136.1	130	67	61	11	9	40	106	8	1	.254
Wade Davis	3	0	2.43	54	0	0	0	70.1	48	20	19	5	0	29	87	2	0	.189
Dane De La Rosa	0	0	12.60	5	0	0	0	5.0	7	7	7	2	0	2	5	0	0	.350
Kyle Farnsworth	1	6	4.00	34	0	0	0	27.0	22	13	12	1	1	14	25	2	0	.216
Brandon Gomes	2	2	5.09	15	0	0	0	17.2	16	12	10	2	2	12	15	1	0	.235
Jeremy Hellickson	10	11	3.10	31	31	0	0	177.0	163	68	61	25	4	59	124	5	0	.244
J.P. Howell	1	0	3.04	55	0	0	0	50.1	39	17	17	7	4	22	42	1	0	.223
Josh Lueke	0	0	18.90	3	0	0	0	3.1	9	7	7	0	0	3	2	0	0	.563
Jake McGee	5	2	1.95	69	0	0	0	55.1	33	13	12	3	1	11	73	3	0	.168
Matt Moore	11	11	3.81	31	31	0	0	177.1	158	85	75	18	7	81	175	8	1	.238
Jeff Niemann	2	3	3.08	8	8	0	0	38.0	30	17	13	2	2	12	34	2	0	.213
Joel Peralta	2	6	3.63	76	0	0	0	67.0	49	28	27	9	1	17	84	5	0	.200
David Price	20	5	2.56	31	31	2	0	211.0	173	63	60	16	5	59	205	8	1	.226
Carlos Ramos	1	0	2.10	17	1	0	0	30.0	19	7	7	2	2	10	29	0	0	.176
Fernando Rodney	2	2	0.60	76	0	0	0	48	74.2	43	9	2	3	15	76	4	0	.167
James Shields	15	10	3.52	33	33	3	0	227.2	208	103	89	25	11	58	223	7	1	.239
Team Totals	90	72	3.19	162	162	7	50	1459	1233	577	518	139	54	469	1383	59	4	.228



Riverwalk Stadium
 200 Coosa Street
 Montgomery, AL 36104
 (334) 323-2255

Press Box
 (334) 323-2255

Fax
 (334) 323-2225

Email
 jdavis@biscuitsbaseball.com

Website
 www.biscuitsbaseball.com

Twitter
 @BiscuitBaseball

2012 Attendance 244,976 (3,769)
 Stadium Capacity 7,000
 Dimensions LF-314, CF-401, RF-332

Owner Tom Dickson and Sherrie Myers
 President Greg Rauch
 General Manager Marla Terranova Vickers
 Media Contact David Ruckman

Manager Billy Gardner Jr.
 Hitting Coach Ozzie Timmons
 Pitching Coach R.C. Lichtenstein
 Trainer Kris Russell

Level Double-A
 League Southern
 2012 Record 74-63 (4th - South)
 Home Record 36-31
 Away Record 38-32

2012 BISCUITS BATTING

BATTERS	AVG	G	AB	R	H	2B	3B	HR	RBI	TB	BB	SO	SB	CS	OBP	SLG	OPS
Mayo Acosta	.264	30	91	14	24	6	0	5	13	45	13	18	0	0	.358	.495	.853
Craig Albarnaz	.000	1	2	0	0	0	0	0	0	0	2	2	0	0	.500	.000	.500
Tyler Bortnick	.253	95	348	46	88	18	8	4	48	134	46	61	23	3	.352	.385	.737
Brad Coon	.227	90	278	31	63	8	3	2	30	83	46	58	13	5	.340	.299	.639
Derek Dietrich	.271	34	133	22	36	7	1	4	17	57	7	36	0	1	.324	.429	.753
Cole Figueroa	.314	25	86	17	27	6	1	3	12	44	17	9	1	2	.419	.512	.931
Ryan Garko	.297	61	229	33	68	9	0	8	40	101	28	50	0	0	.386	.441	.827
Kyeong Kang	.243	104	345	58	84	18	4	14	53	152	51	135	4	2	.349	.441	.790
Hak-Ju Lee	.261	116	475	68	124	15	10	4	37	171	51	102	37	9	.336	.360	.696
Omar Luna	.315	122	470	63	148	20	3	3	57	183	38	42	19	7	.369	.389	.758
Mikie Mahtook	.248	39	153	17	38	10	1	4	25	62	11	31	4	3	.308	.405	.713
Ty Morrison	.269	102	405	56	109	17	8	3	35	151	35	88	20	8	.341	.373	.714
Brett Nommensen	.255	50	157	19	40	10	0	3	25	59	25	33	2	3	.360	.376	.736
Shawn O'Malley	.231	35	121	22	28	3	3	0	5	37	17	24	7	3	.333	.306	.639
Emeel Salem	.238	26	63	11	15	1	1	0	8	18	8	16	0	2	.347	.286	.632
Greg Sexton	.235	79	247	29	58	20	0	5	30	93	34	39	0	1	.327	.377	.704
Michael Sheridan	.246	129	464	61	114	24	4	10	58	176	38	69	3	4	.301	.379	.680
Mark Thomas	.254	93	311	37	79	19	3	5	42	119	29	78	4	0	.323	.383	.705
Isaias Velasquez	.242	10	33	4	8	2	0	0	1	10	1	5	0	2	.286	.303	.589
David Wendt	.276	18	58	9	16	1	3	0	5	23	2	9	0	0	.333	.397	.730
Henry Wrigley	.270	32	122	17	33	12	0	7	27	66	15	25	3	0	.350	.541	.891
Team Totals	.261	137	4615	636	120422753	84	570	1789518	935	140	55	.342	.388	.729			

2012 BISCUITS PITCHING

PITCHERS	W	L	ERA	G	GS	CG	SV	IP	H	R	ER	HR	HB	BB	SO	WP	GO/AO	WHIP
Nick Barnese	3	1	5.72	13	12	0	0	56.2	65	41	36	5	7	25	30	0	0.76	1.59
Matt Buschmann	7	8	3.89	24	22	1	0	141.0	136	69	61	12	8	48	111	6	1.62	1.30
Alex Colome	8	3	3.48	14	14	1	0	75.0	69	30	29	2	0	34	75	5	1.14	1.37
Joseph Cruz	6	6	4.60	18	15	0	0	78.1	64	42	40	7	4	54	64	5	0.69	1.51
Frank De Los Santos	4	1	2.06	24	2	0	4	48.0	45	11	11	1	2	15	26	0	2.03	1.25
Shane Dyer	4	3	2.85	23	9	0	0	66.1	55	31	21	2	5	25	34	3	1.26	1.21
Marquis Fleming	4	5	3.55	41	0	0	0	63.1	49	28	25	6	2	34	72	3	1.00	1.31
Merrill Kelly	8	3	3.57	32	9	0	0	88.1	84	41	35	4	4	28	61	6	0.78	1.27
Alex Koronis	1	2	4.12	24	0	0	0	39.1	29	18	18	2	3	30	37	3	0.44	1.50
Adam Liberatore	3	4	2.94	33	0	0	8	52.0	53	18	17	4	6	20	27	1	2.08	1.40
Kyle Lobstein	8	7	4.06	27	27	0	0	144.0	140	73	65	12	2	69	129	4	0.87	1.45
Jim Paduch	0	2	4.05	6	1	0	2	13.1	11	6	6	0	0	4	11	2	0.87	1.13
Chris Rearick	2	1	4.38	15	0	0	2	24.2	22	14	12	4	2	8	26	2	0.96	1.22
Neil Schenk	3	1	2.97	42	0	0	1	60.2	61	21	20	7	3	20	42	4	1.05	1.34
Scott Shuman	0	1	8.83	29	0	0	0	34.2	32	40	34	3	1	47	54	10	1.50	2.28
Jacob Thompson	7	12	5.56	25	25	0	0	124.2	162	90	77	12	1	56	90	7	1.04	1.75
Kirby Yates	4	2	2.65	50	0	0	16	68.0	48	21	20	4	1	39	94	8	0.87	1.28
Team Totals	74	63	3.98	137137	1	34	12061151	604	533	92	54	568	100469	1.36	1.36			

RAY'S AFFILIATE SINCE 2009



Charlotte Sports Park
2300 El Jobean Rd.
Port Charlotte, FL 33948
941-206-4487

2012 Attendance 117,417 (1,925)
Stadium Capacity 7,000
Dimensions LF-338, CF-402, RF-338

Owner Cal Ripken, Jr, Ripken Baseball
General Manager Jim Pfander
Media Contact Grant McAuley

Press Box
(941) 235-5082

Manager Brady Williams
Hitting Coach Joe Szekely
Pitching Coach Bill Moloney
Trainer Scott Thurston

Fax
(941)-206-3599

Email
gmcauley@stonecrabsbaseball.com

Level High-A
League Florida State
2011 Record 55-79 (6th - SL South)
Home Record 31-36
Away Record 24-43

Website
www.stonecrabsbaseball.com

Twitter
@StoneCrabs

2012 STONE CRABS BATTING

BATTERS	AVG	G	AB	R	H	2B	3B	HR	RBI	TB	BB	SO	SB	CS	OBP	SLG	OPS
Mayo Acosta	.278	22	72	11	20	8	0	3	15	37	7	19	1	0	.346	.514	.860
Brandon Allen	.255	14	51	8	13	3	0	2	4	22	9	14	0	0	.361	.431	.792
Lucas Bailey	.231	67	234	33	54	15	1	7	28	92	8	67	0	2	.277	.393	.670
Keith Castillo	.218	16	55	1	12	2	0	0	3	14	3	14	0	0	.283	.255	.538
Derek Dietrich	.282	98	372	49	105	21	9	10	58	174	25	78	4	2	.343	.468	.811
Robi Estrada	.253	75	249	32	63	15	1	3	25	89	22	43	6	1	.310	.357	.668
Todd Glaesmann	.295	36	139	20	41	8	2	8	22	77	8	35	0	0	.333	.554	.887
Hector Guevara	.234	100	367	35	86	12	1	3	35	109	24	44	6	6	.281	.297	.578
Kevin Kiermaier	.260	57	177	16	46	7	6	0	12	65	26	38	10	4	.361	.367	.728
Craigie Lyster	.194	14	31	5	6	1	0	0	1	7	2	17	3	0	.242	.226	.468
Mikie Mahtook	.290	92	341	44	99	15	7	5	37	143	29	71	19	6	.358	.419	.777
Ty Morrison	.281	32	135	15	38	8	2	0	14	50	9	29	11	2	.340	.370	.711
Christopher Murrill	.239	15	46	2	11	0	0	0	4	11	1	17	1	0	.255	.239	.494
Brett Nommensen	.216	13	51	5	11	1	0	0	3	12	4	9	3	1	.273	.235	.508
Robby Price	.265	110	389	51	103	14	3	3	30	132	45	36	5	9	.372	.339	.711
Cody Rogers	.244	112	361	39	88	12	6	4	38	124	30	99	22	4	.312	.343	.655
Luke Scott	.308	8	26	6	8	1	0	2	6	15	6	7	0	0	.438	.577	1.014
Steven Tinoco	.281	83	303	30	85	8	1	1	27	98	16	24	3	1	.318	.323	.641
Alejandro Torres	.286	21	70	9	20	3	0	0	7	23	8	17	0	3	.354	.329	.683
Riccio Torrez	.219	123	442	52	97	18	3	9	50	148	27	86	7	2	.287	.335	.622
David Wendt	.185	24	81	4	15	2	0	0	3	17	3	15	0	0	.214	.210	.424
Philip Wunderlich	.231	109	404	47	93	21	2	9	47	145	21	75	2	0	.278	.359	.636
Team Totals	.252	134	4436518	112019744	69	472	1612338860	10544	.316	.363	.680						

2012 STONE CRABS PITCHING

PITCHERS	W	L	ERA	G	GS	CG	SV	IP	H	R	ER	HR	HB	BB	SO	GO/AO	WHIP
Chris Andujar	1	0	4.40	14	0	0	1	30.2	30	16	15	3	4	12	19	1.62	1.37
Kyle Farnsworth	0	0	2.25	4	4	0	0	4.0	3	1	1	0	0	0	2	1.25	0.75
Nate Garcia	0	3	3.58	17	0	0	1	32.2	35	14	13	3	2	14	28	0.83	1.50
Grayson Garvin	2	4	5.05	11	10	0	0	46.1	45	29	26	0	1	19	37	1.11	1.38
Theron Geith	0	3	2.98	31	0	0	2	54.1	48	19	18	2	4	11	49	1.68	1.09
George Jensen	3	6	5.83	34	2	0	0	83.1	101	56	54	9	5	34	50	0.82	1.62
Alex Koronis	3	3	6.23	14	0	0	1	30.1	36	21	21	6	2	14	23	0.56	1.65
Braulio Lara	6	10	5.71	25	21	0	0	112.0	123	81	71	11	5	58	82	0.99	1.62
Lenny Linsky	1	2	3.07	18	0	0	2	29.1	28	13	10	2	0	19	12	1.27	1.60
Victor Mateo	6	5	4.31	30	16	0	1	117.0	115	66	56	9	11	43	72	0.83	1.35
Matt Nevarez	1	1	0.57	9	0	0	1	15.2	3	1	1	0	3	18	1.00	0.38	
Jeff Niemann	0	0	6.00	2	2	0	0	6.0	9	5	4	0	1	3	6	0.83	2.00
Chris Reareck	2	3	1.79	35	0	0	20	45.1	35	12	9	0	2	15	59	0.82	1.10
C.J. Riefenhauser	7	8	4.76	23	14	0	1	96.1	98	55	51	11	6	32	103	0.76	1.35
Wilking Rodriguez	0	4	5.56	7	7	0	0	34.0	26	22	21	3	3	15	29	0.66	1.21
Enny Romero	5	7	3.93	25	23	1	0	126.0	89	67	55	5	7	76	107	1.17	1.31
Albert Suarez	5	9	4.08	25	25	1	0	125.2	132	74	57	11	12	30	62	0.91	1.29
Eliazer Suero	5	7	5.81	30	9	0	1	91.1	89	65	59	10	12	63	61	0.88	1.66
Team Totals	55	79	4.42	134134	2	33	1158	1107	647	569	90	78	482	869	1.14	1.37	



Bowling Green Ballpark
 300 8th Avenue
 Bowling Green, KY 42101
 (270) 901-2121

Press Box
 (270) 846-2815

Fax
 (270) 901-2165

Email
 hfuerst@bghotrods.com

Website
 www.bghotrods.com

Twitter
 @BGHotRods

2012 Attendance 233,208 (3,538)
 Stadium Capacity 3,430
 Dimensions LF-318, CF-400, RF-326

Owner Art Solomon
 President Brad Taylor
 General Manager Ryan Gates
 Media Contact Hank Fuerst

Manager Jared Sandberg
 Hitting Coach Manny Castillo
 Pitching Coach Kyle Snyder
 Trainer Jeremy Spencer

Level Single-A
 Midwest
 2012 Record 80-60 (2nd - Eastern)
 Home Record 43-27
 Away Record 39-31

2012 HOT RODS BATTING

BATTERS	AVG	G	AB	R	H	2B	3B	HR	RBI	TB	BB	SO	SB	CS	OBP	SLG	OPS
Willie Argo	.125	5	16	1	2	1	0	0	0	3	1	3	0	0	.176	.188	.364
Ryan Brett	.285	100	410	77	117	20	3	6	35	161	37	73	48	8	.348	.393	.741
Joel Caminero	.209	39	134	12	28	4	0	1	12	35	5	27	1	0	.243	.261	.504
Kes Carter	.228	37	127	16	29	5	2	2	16	44	23	34	9	4	.363	.346	.710
Keith Castillo	.250	8	24	5	6	1	0	0	2	7	6	5	0	0	.400	.292	.692
Todd Glaesmann	.281	91	352	57	99	17	5	13	53	165	22	89	8	3	.338	.469	.806
Tyler Goeddel	.246	103	329	52	81	19	2	6	46	122	38	94	30	5	.335	.371	.706
Jake Hager	.281	114	442	63	124	22	3	10	72	182	40	60	17	11	.345	.412	.757
Benjamin Kline	.281	9	32	2	9	2	0	1	4	14	2	9	0	1	.343	.438	.780
Jeff Malm	.263	128	464	67	122	36	3	13	61	203	62	127	6	3	.356	.438	.793
Taylor Motter	.244	99	303	41	74	17	2	5	37	110	50	60	24	12	.357	.363	.720
Juniel Querecuto	.249	106	386	53	96	17	2	0	32	117	38	79	13	6	.316	.303	.619
Matt Rice	.301	74	246	26	74	9	2	4	33	99	34	38	2	1	.390	.402	.793
Joshua Sale	.264	74	239	35	63	10	4	10	44	111	51	62	7	6	.391	.464	.855
Alejandro Segovia	.269	70	245	43	66	14	2	15	45	129	29	36	2	0	.362	.527	.888
Cameron Seitzer	.307	118	424	50	130	36	2	4	54	182	55	83	1	1	.386	.429	.815
Alejandro Torres	.150	6	20	1	3	0	0	0	1	3	3	8	0	0	.292	.150	.442
Drew Vetteson	.275	132	505	80	139	24	5	15	69	218	51	117	20	11	.340	.432	.772
Team Totals	.269	140	4698	681	1262	254	37	105	616	1905	547	1004	188	72	.350	.405	.756

2012 HOT RODS PITCHING

PITCHERS	W	L	ERA	G	GS	CG	SV	IP	H	R	ER	HR	HB	BB	SO	WP	GO/AO	WHIP
Andrew Bellatti	7	3	2.97	40	1	0	5	91.0	74	33	30	9	5	30	99	6	0.59	1.14
Sean Bierman	1	1	8.68	2	2	0	0	9.1	15	10	9	2	0	4	9	1	3.75	2.04
Ryan Carpenter	11	8	4.09	29	28	0	0	149.2	153	76	68	15	8	23	113	7	0.85	1.18
Charlie Cononie	2	4	4.20	34	0	0	5	60.0	45	34	28	1	12	45	69	9	2.66	1.50
Shay Crawford	0	0	4.50	7	0	0	0	10.0	9	5	5	0	2	4	10	0	1.63	1.30
Jake Floethe	10	3	3.31	24	24	0	0	122.1	104	56	45	4	8	31	92	12	2.09	1.10
Roberto Gomez	9	3	2.48	28	22	0	0	120.0	110	43	33	3	4	42	79	8	0.92	1.27
Austin Hubbard	2	6	4.11	49	0	0	23	57.0	53	28	26	7	0	25	72	6	1.49	1.37
Reinaldo Lopez	1	1	5.40	2	1	0	0	10.0	12	6	6	1	1	4	6	0	1.00	1.60
Parker Markel	11	5	3.53	24	24	0	0	120.0	117	55	47	6	6	34	96	9	1.23	1.26
Jason McEachern	2	2	2.80	28	0	0	2	61.0	46	24	19	2	8	31	68	2	0.98	1.26
Jacob Partridge	5	1	2.51	34	3	0	5	96.2	76	33	27	2	8	38	93	7	1.10	1.18
Felipe Rivero	8	8	3.41	27	21	0	0	113.1	115	56	43	5	6	29	98	7	1.62	1.27
Nick Sawyer	1	0	0.00	2	0	0	0	3.0	1	0	0	0	0	2	3	1	1.50	1.00
Trevor Shull	5	7	5.05	28	13	0	1	82.0	87	54	46	3	5	48	55	8	1.41	1.65
Stayton Thomas	1	4	3.62	39	0	0	5	74.2	77	46	30	1	5	20	44	4	1.68	1.30
Jason Wilson	1	0	8.22	4	0	0	0	7.2	11	7	7	2	1	3	4	0	0.64	1.83
Justin Woodall	3	4	4.76	30	1	0	4	58.2	58	36	31	3	7	36	52	9	0.92	1.60
Team Totals	80	60	3.59	140	140	0	50	1246	1163	602	497	66	86	449	1062	96	1.59	1.29

RAYS AFFILIATE SINCE 1996



2012 Attendance 161,811 (4,373)
 Stadium Capacity 4,500
 Dimensions LF-325, CF-400, RF-325

Owner Goldklang Group
 President Jeff Goldklang
 General Manager Eben Yager
 Media Contact Rick Kubitschek

Manager Mike Johns
 Hitting Coach Dan DeMent
 Pitching Coach Steve Watson
 Trainer Brian Newman

Level Rookie
 League New York-Penn
 2012 Record 54-24 (1st - McNamara)
 Home Record 25-13
 Away Record 27-11

Dutchess Stadium
 1500 Rt. 9D
 Wappingers Falls, N.Y. 12590
 (845) 838-0094

Press Box
 (845) 838-1748

Fax
 (845) 838-0014

Email
 rick@hvrenegades.com

Website
 www.hvrenegades.com

Twitter
 @HVRenegades

2012 RENEGADES BATTING

BATTERS	AVG	G	AB	R	H	2B	3B	HR	RBI	TB	BB	SO	SB	CS	OBP	SLG	OPS
Joel Caminero	.226	58	217	25	49	10	0	2	21	65	4	53	6	4	.243	.300	.543
Thomas Coyle	.265	67	253	46	67	13	2	5	31	99	42	50	20	4	.373	.391	.765
Jake DePew	.204	46	147	11	30	4	0	1	16	37	18	24	3	0	.289	.252	.541
Deshun Dixon	.193	38	140	14	27	5	1	1	14	37	17	48	5	1	.283	.264	.547
Ryan Dunn	.278	61	223	32	62	16	0	1	36	81	27	25	8	2	.366	.363	.729
Charles Epperson	.194	32	103	13	20	4	1	1	9	29	8	34	4	4	.272	.282	.553
Marty Gantt	.204	63	235	37	48	10	2	2	21	68	29	52	6	4	.291	.289	.580
Felix Gonzalez	.150	27	80	6	12	1	0	0	0	13	3	27	1	1	.181	.163	.343
Luke Maile	.278	61	216	30	60	10	3	3	41	85	31	36	3	1	.377	.394	.771
Justin O'Conner	.223	59	238	39	53	18	1	5	29	88	18	73	2	0	.276	.370	.646
Pat Reardon IV	.000	1	1	0	0	0	0	0	0	0	0	0	0	0	.000	.000	.000
Leonardo Reginatto	.276	65	232	22	64	8	0	1	29	75	16	26	8	4	.329	.323	.653
Joey Rickard	.279	47	183	35	51	11	0	2	14	68	16	32	11	3	.371	.372	.742
Geoff Rowan	.167	7	12	0	2	1	0	0	3	3	1	3	0	0	.231	.250	.481
Richie Shaffer	.308	33	117	25	36	5	2	4	26	57	16	31	0	0	.406	.487	.893
Michael Williams	.221	46	163	12	36	9	1	0	18	47	14	34	0	2	.293	.288	.581
Team Totals	.241	76	2560	347	617	125	13	28	308	852	260	548	77	30	.319	.333	.652

2012 RENEGADES PITCHING

PITCHERS	W	L	ERA	G	GS	CG	SV	IP	H	R	ER	HR	HB	BB	SO	WP	GO/AO	WHIP
Jeff Ames	6	1	1.96	14	13	0	0	64.1	44	21	14	1	10	20	70	3	0.60	0.99
Sean Bierman	4	2	2.75	11	11	0	0	52.1	55	20	16	2	2	5	36	2	2.24	1.15
Kris Carlson	1	2	3.74	17	0	0	1	21.2	20	11	9	1	2	12	15	2	0.78	1.48
Shay Crawford	1	0	2.76	14	0	0	3	16.1	14	7	5	1	6	5	12	2	1.19	1.16
Rob Finneran	0	0	3.70	19	0	0	0	24.1	24	13	10	2	3	14	21	3	1.29	1.56
Dylan Floro	4	1	2.40	18	0	0	2	30.0	26	11	8	0	0	4	21	2	5.45	1.00
Ryan Garton	4	0	2.00	21	0	0	7	27.0	19	9	6	0	0	8	31	1	1.50	1.00
Taylor Guerrieri	1	2	1.04	12	12	0	0	52.0	35	7	6	0	4	5	45	3	2.76	0.77
Jesse Hahn	2	2	2.77	14	14	0	0	52.0	38	18	16	0	2	15	55	2	2.88	1.02
Jordan Harrison	0	1	4.00	4	0	0	1	9.0	7	4	4	0	0	3	9	0	1.43	1.11
Brandon Henderson	5	2	2.06	18	1	0	0	48.0	35	12	11	3	2	7	41	1	1.00	0.88
Marcus Jensen	6	1	3.58	22	0	0	6	32.2	25	15	13	3	0	12	32	4	1.06	1.13
Ian Kendall	1	0	6.21	17	1	0	0	42.0	46	34	29	3	9	27	41	4	0.80	1.74
Reinaldo Lopez	2	1	3.00	13	5	0	0	39.0	36	19	13	2	2	11	22	1	0.96	1.21
Jose Molina	3	1	1.41	22	0	0	3	32.0	27	5	5	0	1	12	26	0	1.63	1.22
Alex Moshier	0	0	0.00	3	0	0	0	5.0	2	0	0	0	0	4	0	0	0.57	0.40
Eduar Quinonez	7	3	4.04	15	5	0	0	62.1	58	34	28	6	4	21	52	1	1.00	1.27
Matthew Spann	5	5	3.59	16	14	0	0	72.2	71	40	29	5	6	28	39	4	1.28	1.36
Team Totals	52	24	2.91	76	76	0	23	682	582	280	221	29	53	209	572	35	1.82	1.16



H.P. Hunnicutt Field
05, Old Bluefield Road,
Princeton, WV 24740
(304) 487-2000

Press Box
(304) 487-2000

Fax
(304) 487-8762

Email
princetonrays@frontier.com

Website
www.princetonrays.net

Twitter
@PrincetonRays

2012 Attendance 26,110 (816)
Stadium Capacity 3,000
Dimensions LF-314, CF-401, RF-332

Owner Tampa Bay Rays Ltd.
President Mori Williams
General Manager Jim Holland
Media Contact Jim Holland

Manager Danny Sheaffer
Hitting Coach Reinaldo Ruiz
Pitching Coach Darwin Peguero
Trainer Nick Flynn

Level Rookie
League Appalachian
2012 Record 36-32 (3rd - East)
Home Record 18-15
Away Record 18-17

2012 RAYS BATTING

BATTERS	AVG	G	AB	R	H	2B	3B	HR	RBI	TB	BB	SO	SB	CS	OBP	SLG	OPS
John Alexander	.230	62	235	23	54	15	1	4	33	83	9	39	5	3	.260	.353	.613
Ismel Antunez	.254	31	71	12	18	4	0	0	5	22	7	22	8	3	.354	.310	.664
Willie Argo	.301	64	209	41	63	15	1	2	24	86	31	49	17	6	.404	.411	.815
Daniel Duran	.238	19	63	4	15	3	0	0	9	18	3	4	0	0	.273	.286	.558
Darryl George	.260	50	169	19	44	10	0	2	28	60	13	27	6	0	.314	.355	.669
Granden Goetzman	.298	12	47	10	14	5	0	1	8	22	4	7	7	1	.346	.468	.814
James Harris	.182	58	170	20	31	6	4	1	16	48	22	38	6	8	.284	.282	.566
Oscar Hernandez	.231	49	160	25	37	9	1	5	24	63	23	31	0	1	.349	.394	.742
Brandon Martin	.209	63	254	46	53	11	4	10	32	102	21	73	8	1	.272	.402	.674
Julian Morillo	.303	38	119	15	36	3	4	1	20	50	2	18	2	2	.328	.420	.748
Chad Nacapoy	.244	22	45	4	11	1	0	0	2	12	9	11	0	0	.375	.267	.642
Omar Narvaez	.305	43	151	24	46	7	1	1	16	58	17	19	4	2	.380	.384	.764
Reid Redman	.265	60	226	40	60	15	2	2	26	85	21	46	6	4	.324	.376	.700
Ariel Soriano	.255	52	200	32	51	10	3	2	28	73	11	34	19	0	.291	.365	.656
Andrew Toles	.281	51	199	31	56	13	3	7	33	96	12	36	14	5	.327	.482	.810
Team Totals	.254	68	2318	346	589	127	24	38	304	878	205	454	102	36	.321	.379	.700

2012 RAYS PITCHING

PITCHERS	W	L	ERA	G	GS	CG	SV	IP	H	R	ER	HR	HB	BB	SO	WP	GO/AO	WHIP
Kevin Brandt	2	2	2.25	12	4	0	0	36.0	34	9	9	3	1	6	43	1	1.71	1.11
Daniel Bream	1	1	3.60	17	0	0	0	35.0	30	17	14	2	5	18	29	2	1.24	1.37
Zach Butler	3	0	2.20	22	0	0	7	32.2	27	10	8	1	4	12	31	5	0.97	1.19
Randy Davis	4	0	2.63	19	0	0	0	27.1	21	12	8	0	3	14	23	10	1.18	1.28
Hugo Duarte	1	3	8.53	14	2	0	0	31.2	49	30	30	2	3	10	29	4	1.16	1.86
Eli Echarry	1	3	6.05	13	10	0	0	55.0	65	45	37	9	3	14	36	7	1.76	1.44
Jacob Faria	3	4	5.14	13	5	0	0	42.0	44	25	24	6	4	9	34	3	0.88	1.26
William Gabay	2	1	7.77	15	1	0	0	22.0	30	19	19	5	1	15	23	7	1.22	2.05
Joan Guerrero	1	0	5.47	14	1	0	0	24.2	26	19	15	3	2	16	19	4	1.12	1.70
Kevin James	1	1	3.03	11	11	0	0	38.2	40	20	13	5	2	12	30	2	1.62	1.34
Alex Keudell	3	4	2.28	16	6	0	3	43.1	35	13	11	3	3	11	42	2	2.48	1.06
Christopher Kirsch	2	2	8.10	10	0	0	0	16.2	24	17	15	2	1	9	15	4	1.90	1.98
Jorge Rodriguez	0	0	4.15	1	1	0	0	4.1	6	2	2	1	0	1	3	0	1.25	1.62
Nick Sawyer	2	1	0.37	15	0	0	5	24.1	6	5	1	0	1	10	50	1	1.88	0.66
Pedro Silvestre	1	0	3.27	12	0	0	1	22.0	23	10	8	3	1	4	20	4	2.67	1.23
Blake Snell	5	1	2.09	11	11	1	0	47.1	34	12	11	4	4	17	53	2	2.00	1.08
Bruedlin Suero	4	3	4.20	14	13	0	0	64.1	73	34	30	6	3	12	44	2	2.46	1.32
Jonathan Weaver	0	6	5.85	19	3	0	2	32.1	39	27	21	4	3	16	30	3	2.28	1.70
Team Totals	36	32	4.14	68	68	1	18	599	606	326	276	59	44	206	554	63	1.60	1.35

2012 GCL RAYS PITCHING

BATTERS	AVG	G	AB	R	H	2B	3B	HR	RBI	TB	BB	SO	SB	CS	OBP	SLG	OPS
Armando Araiza	.284	34	109	13	31	5	1	0	10	38	11	22	0	2	.347	.349	.695
Yoel Araujo	.286	30	105	9	30	6	2	1	11	43	6	35	4	3	.339	.410	.749
Nevin Ashley	.333	15	45	6	15	3	0	1	5	21	7	6	2	0	.434	.467	.901
Miguel Beltran	.176	25	74	6	13	0	0	0	6	13	9	17	0	0	.279	.176	.455
Kes Carter	.381	7	21	5	8	1	1	0	3	11	4	7	0	3	.519	.524	1.042
Leopoldo Correa	.256	39	121	6	31	5	1	0	7	38	15	29	1	1	.336	.314	.650
Wilmer Dominguez	.275	25	80	2	22	1	1	0	7	25	1	17	0	0	.284	.313	.596
Douglas Duran	.164	40	110	10	18	2	0	0	8	20	16	34	4	0	.268	.182	.450
Spencer Edwards	.188	33	128	14	24	5	2	1	7	36	9	42	8	4	.250	.281	.531
Johnny Eierman	.231	46	160	16	37	10	2	0	10	51	14	32	6	4	.299	.319	.618
Taylor Hawkins	.182	16	55	5	10	2	0	0	5	12	2	24	1	0	.211	.218	.429
Clayton Henning	.168	37	113	12	19	1	0	0	7	20	14	38	1	2	.262	.177	.439
Bralin Jackson	.253	39	146	16	37	5	4	0	11	50	6	39	5	3	.286	.342	.628
Kevin Kiermaier	.167	2	6	0	1	0	0	0	0	1	0	2	0	0	.167	.167	.333
Benjamin Kline	.347	36	124	14	43	6	0	1	16	52	7	15	10	5	.393	.419	.812
Ryan McChesney	.205	17	44	4	9	2	0	0	3	11	9	7	0	0	.333	.250	.583
Jiminson Natera	RF	49	162	20	40	6	5	3	17	65	12	64	7	4	.311	.401	.712
Cesar Perez	.175	33	103	7	18	6	0	0	12	24	8	27	0	2	.230	.233	.463
Jonathan Quinonez	.250	8	16	4	4	0	0	0	0	4	2	1	1	0	.368	.250	.618
Adderly Rosa	.228	40	123	14	28	4	1	0	10	34	10	22	2	1	.286	.276	.562
Geoff Rowan	.167	2	6	0	1	0	0	0	0	1	0	0	0	0	.167	.167	.333
Isaias Velasquez	.290	9	31	4	9	3	0	0	0	12	2	3	4	1	.333	.387	.720
Team Totals	.238	60	1882	187	448	73	20	7	155	582	164	483	56	35	.304	.309	.613

2012 GCL RAYS PITCHING

PITCHERS	W	L	ERA	G	GS	CG	SV	IP	H	R	ER	HR	HB	BB	SO	WP	GO/AO	WHIP
Chris Andujar	0	0	0.00	2	1	0	0	5.0	2	0	0	0	2	3	0	11.00	0.80	
Oscar Armenta	0	1	0.00	5	4	0	0	21.1	14	2	0	0	1	2	21	1	0.71	0.75
Nick Barnese	1	0	1.80	1	1	0	0	5.0	2	2	1	0	0	1	5	1	2.00	0.60
Brett Blaise	1	1	8.36	8	0	0	0	14.0	17	14	13	2	0	12	16	4	1.44	2.07
Luis Cabrera	3	3	3.30	11	7	0	0	46.1	44	21	17	0	6	11	30	7	1.10	1.19
Kris Carlson	0	0	0.00	1	0	0	1	1.0	0	0	0	0	0	0	0	2.00	0.00	
Damion Carroll	1	0	2.33	10	2	0	0	19.1	13	7	5	0	2	19	20	6	4.50	1.66
Carlos Cedeno	0	2	3.82	12	4	0	0	33.0	35	20	14	2	1	9	28	4	2.22	1.33
Geisel De La Cruz	2	5	4.20	10	10	0	0	45.0	46	24	21	0	1	11	35	5	2.03	1.27
Nolan Gannon	2	2	3.00	11	4	0	0	27.0	17	12	9	2	2	13	29	1	0.83	1.11
Isaac Gil	4	1	2.38	12	2	0	1	34.0	25	11	9	0	2	11	29	2	1.52	1.06
Lucas Goodgion	0	1	1.80	12	0	0	2	25.0	19	6	5	0	2	8	22	3	1.26	1.08
Jordan Harrison	1	2	1.52	10	5	0	0	29.2	28	8	5	0	1	6	29	1	1.15	1.15
Stepan Havlicek	3	2	2.25	11	3	0	0	36.0	26	13	9	1	0	8	28	1	0.60	0.94
Lenny Linsky	0	0	0.00	2	0	0	1	3.0	2	0	0	0	1	0	1	0	6.00	0.67
Alex Moshier	1	3	2.82	14	0	0	4	22.1	20	9	7	1	0	10	16	2	1.30	1.34
Kyle Pelchy	0	2	5.25	12	0	0	0	24.0	32	16	14	0	1	5	19	1	1.40	1.54
Dayne Quist	1	2	2.55	11	0	0	0	17.2	14	5	5	0	2	1	17	2	1.54	0.85
Matthew Ramsey	2	1	1.98	11	5	0	0	13.2	12	4	3	0	0	2	9	0	1.00	1.02
Jorge Rodriguez	2	3	3.54	11	8	0	0	48.1	54	27	19	0	4	7	26	4	0.95	1.26
Nick Sawyer	1	0	0.00	3	0	0	0	4.2	3	0	0	0	0	2	6	0	1.50	1.07
Alexander Torres	0	1	3.18	4	4	0	0	11.1	7	4	4	0	0	4	17	0	4.33	0.97
Jason Wilson	3	0	3.15	13	0	0	5	20.0	20	9	7	3	0	1	22	0	0.95	1.05
Team Totals	28	32	2.97	60	60	0	14	506	452	214	167	11	26	145	428	45	1.68	1.18



International League



'Major League Matchup'
Hideki Matsui vs. Daisuke Matsuzaka
Durham Bulls Athletic Park
May 17, 2012



55 South High Street Suite 202 Dublin, OH 43017

Phone: (614) 791-9300 Fax: (614) 791-9009

office@ilbaseball.com www.ilbaseball.com

President/Treasurer: Randy A. Mobley

Assistant to the President: Chris Sprague

Vice President: Dave Rosenfield

Office Manager: Gretchen Addison

Vice President: Anthony Simone

THE GOVERNORS' CUP

Frank "Shag" Shaughnessy, who served as International League President from 1936 until 1960, introduced a playoff system to the league in 1933 and the Governors' Cup was born.

Shaughnessy, enshrined in the International League's Hall of Fame upon its formation in 1947, saw the need to maintain interest for more than one or two clubs to the conclusion of each season and his playoff format filled that bill. After viewing the success of this format in the International League, several other leagues were soon to follow.

After 55 years of service and many homes, the original Governors' Cup trophy was given a permanent home in Cooperstown, N.Y. at the National Baseball Hall of Fame and Museum following the 1988 season. The original trophy, which was the oldest rotating trophy at the time of its retirement, consists primarily of solid silver and has been appraised at more than \$3,000. Because of a new playoff format, the formation of the Triple-A Alliance, and the retirement of the original Governors' Cup, the International League forged a new Governors' Cup trophy.

PLAYOFF FORMAT - Playoff spots are awarded to each division winner, along with a Wild Card team holding the best winning percentage among the non-division winning teams.

The first round is a best-of-five series. The West Division winner will play the South Division winner, while the North Division champion will take on the Wild Card. The South division winner and the Wild Card winner will host the first two games of each series, and the North and West Division winners will host game three and, if necessary, games four and five.

The Governors' Cup Final will place the winners from the first round against each other in a best-of-five series. The West or South Division winner will host games one and two. The North or Wild Card winner will host games three through five.

MULTIPLE CUP WINNERS

10-Time Champion	Rochester
9-Time Champion	Columbus
8-Time Champion	Syracuse
7-Time Champion	Montreal*
6-Time Champion	Buffalo
5-Time Champion	Norfolk, Richmond
4-Time Champion	Newark*, Toronto*
3-Time Champion	Durham, Toledo, Pawtucket
2-Time Champion	Baltimore*, Charlotte, Indianapolis,
1-Time Champion	Atlanta*, Charleston*, Havana*, Jacksonville*, Louisville, Ottawa*, Scranton/W-B

*No longer in league

1933	Buffalo	1953	Montreal	1973	Pawtucket	1993	Charlotte
1934	Toronto	1954	Syracuse	1974	Rochester	1994	Richmond
1935	Syracuse	1955	Rochester	1975	Tidewater	1995	Ottawa
1936	Buffalo	1956	Rochester	1976	Syracuse	1996	Columbus
1937	Newark	1957	Buffalo	1977	Charleston	1997	Rochester
1938	Newark	1958	Montreal	1978	Richmond	1998	Buffalo
1939	Rochester	1959	Havana	1979	Columbus	1999	Charlotte
1940	Newark	1960	Toronto	1980	Columbus	2000	Indianapolis
1941	Montreal	1961	Buffalo	1981	Columbus	2001	Louisville
1942	Syracuse	1962	Atlanta	1982	Tidewater	2002	Durham
1943	Syracuse	1963	Indianapolis	1983	Tidewater	2003	Durham
1944	Baltimore	1964	Rochester	1984	Pawtucket	2004	Buffalo
1945	Newark	1965	Toronto	1985	Tidewater	2005	Toledo
1946	Montreal	1966	Toronto	1986	Richmond	2006	Toledo
1947	Syracuse	1967	Toledo	1987	Columbus	2007	Richmond
1948	Montreal	1968	Jacksonville	1988	Rochester	2008	Scranton-WB
1949	Montreal	1969	Syracuse	1989	Richmond	2009	Durham
1950	Baltimore	1970	Syracuse	1990	Rochester	2010	Columbus
1951	Montreal	1971	Rochester	1991	Columbus	2011	Columbus
1952	Rochester	1972	Tidewater	1992	Columbus	2012	Pawtucket

ALL-TIME AWARD WINNERS

YEAR	MOST VALUABLE PLAYER	MOST VALUABLE PITCHER	ROOKIE OF THE YEAR
1963	Don Buford IND	Fred Ackley IND	Joe Foy TOR
1964	Joe Morgan JAX	Mel Stottlemyre RMD	Jim Northrup SYR
1965	Joe Foy TOR	Sam Jones COL	Joe Foy TOR
1966	Mike Epstein ROC	Gary Waslewski COL	Mike Epstein ROC
1967	Tommy Aaron RMD	Dave Leonhard ROC	Curt Motton ROC
1968	Merv Rettenmund ROC	Dave Roberts ROC	Merv Rettenmund ROC
1969	Luis Alvarado LOU	Ron Klimkowski SYR	Luis Alvarado LOU
1970	George Kopacz COL	Bob Gardner SYR	Roger Freed ROC
	Roger Freed ROC		
1971	Bobby Grich ROC	Roric Harrison ROC	Rusty Torres SYR
1972	Dwight Evans LOU	Gene Garber CHR	Al Bumby ROC
1973	Jim Fuller ROC	Dick Pole PAW	Otto Velez SYR
1974	Jim Rice PAW	Scott McGregor SYR	Jim Rice PAW
1975	Mike Vall TID	Craig Swan TID	Mike Vall TID
1976	Rich Dauer ROC	Dennis Martinez ROC	Rich Dauer ROC
	Mickey Klutts SYR		
	Joe Lis TOR		
1977	Ted Cox PAW	Mike Parrott ROC	Dale Murphy RMD
1978	Gary Allenson PAW	Juan Berenguer TID	Glenn Hubbard RMD
1979	Bobby Brown COL	Rick Anderson ROC	Mookie Wilson TID
	Dave Stapleton PAW		
1980	Marshall Brant COL	Bob Kammeyer COL	Bob Bonner ROC
1981	Brett Butler RMD	Bob Ojeda PAW	Cal Ripken Jr. ROC
1982	Tucker Ashford COL	Craig McMurtry RMD	Brooke Jacoby RMD
1983	Tim Teufel TOR	Walt Terrell TID	Brad Kommink RMD
1984	Scott Bradley COL	Brad Havens TOR	Scott Bradley COL
1985	Dan Pasqua COL	Tom Henke SYR	Dan Pasqua COL
1986	Pat Dodson PAW	John Mitchell TID	Orestes Destrade COL
1987	Randy Milligan TID	Brad Arnsberg COL	Randy Milligan TID
1988	Craig Worthington ROC	Steve Searcy TOR	Steve Finley ROC
1989	Tom O'Malley TID	Alex Sanchez SYR	Francisco Cabrera SYR
1990	Hensley Muelens COL	Dave Eiland COL	Phil Plantier PAW
1991	Derek Bell SYR	Mike Mussina ROC	Luis Mercedes ROC
1992	J.T. Snow COL	Sam Militello COL	J.T. Snow COL
1993	Jim Thome CHA	Aaron Sele PAW	Chipper Jones RMD
1994	Jeff Manto NOR/ROC	Brad Woodall RMD	Shawn Green SYR
1995	Butch Huskey NOR	Jason Isringhausen NOR	Jason Isringhausen NOR
1996	Phil Hiatt TOR	Mike Fyhrie NOR	Billy McMillon CHA
1997	Roberto Petagine NOR	Brian Rose PAW	Brian Rose PAW
1998	Roberto Petagine IND	Shannon Withem SYR	Marlon Anderson SWB
1999	Steve Cox DUR	Ed Yarnall COL	Kurt Bierek COL
2000	Chad Mottola SYR	Jon Garland CHR	Aubrey Huff DUR
2001	Toby Hall DUR	Brandon Duckworth SWB	Brandon Duckworth SWB
2002	Raul Gonzalez LOU	Joe Roa SWB	Carl Crawford DUR
2003	Fernando Seguin COL	Bronson Arroyo PAW	Aaron Miles CHR
2004	Jhonny Peralta BUF	Ben Hendrickson IND	Jason Kubel ROC
2005	Shane Victorino SWB	Zach Duke IND	Francisco Liriano ROC
2006	Kevin Witt DUR	Heath Phillips CHA	Josh Fields CHA
2007	Mike Hessman TOR	Kevin Slowey ROC	Joey Votto LOU
2008	Jeff Bailey PAW	Charlie Zink PAW	Randy Ruiz ROC
2009	Shelley Duncan SWB	Justin Lehr LHV/LOU	Austin Jackson SWB
2010	Dan Johnson DUR	Jeremy Hellickson DUR	Freddie Freeman GWN
2011	Russ Canzler DUR	Julio Teheran GWN	Julio Teheran GWN
2012	Mauro Gomez PAW	Tyler Cloyd LHV	Ernesto Mejia GWN

2012 AWARD WINNERS

MAURO GOMEZ MOST VALUABLE PLAYER		TYLER CLOUD MOST VALUABLE PITCHER		ERNESTO MEJIA ROOKIE OF THE YEAR	
AVG	.310	RECORD	12-1	AVG	.296
GAMES	100	ERA	2.35	GAMES	133
AT-BATS	387	INNINGS	142.0	AT-BATS	514
RUNS	65	HITS	105	RUNS	73
HITS	120	WALKS	38	HITS	152
HOME RUNS	24	STRIKEOUTS	93	HOME RUNS	24
RBI	74	WHIP	1.01	RBI	92

The IL was derived from three leagues: the Eastern, founded in 1884, the New York State and the Ontario Leagues, both organized in 1885. The New York State and Ontario Leagues merged in 1886 to form the International League, and Buffalo, until then in the National, was also granted a franchise. Final consolidation of the three units occurred in 1887 when the Eastern, reduced to Newark and Jersey City, was absorbed by the IL to form the 10-club circuit. Also in 1887, Scranton and Wilkes-Barre replaced former New York State League cities, Oswego and Utica.

- 1890: Bidding wars between the teams of competing leagues throughout professional baseball caused the IL to fold before the season ended on July 7. This is the first and only time the league disbands before the end of the season.
- 1896: The IL's membership remains the same as it did the prior year for the first time ever. Buffalo, Rochester, Toronto, Providence, Springfield, Wilkes-Barre, Syracuse, and Scranton all return following the 1895 season.
- 1914: A group of wealthy men attempt to organize a third major league, the Federal League. Three IL cities are invaded, Baltimore, Buffalo and then Newark in 1915, earning the IL the title "The Belgium of Baseball." This ends the 11-year period of stability in the IL.
- 1922: The great baseball war ends in compromise and consolidation. The Baltimore Feds alone are dissatisfied and carry their battle into the U.S. Supreme Court, where organized baseball wins the historic decision handed down by Justice Oliver Wendell Holmes that the game is not subject to Federal Anti-Trust Law.
- 1930: In July, the first night game in International League history is played as 12,000 fans watch Buffalo fall to Montreal, 5-4.
- 1947: The International League Hall of Fame is founded by the IL Baseball Writers' Association.
- 1949: The advent of TV helps lead to the collapse of the IL's Newark and Jersey City franchises, which are relocated to Springfield and Ottawa, respectively.
- 1954: A new era begins with the admission of Havana, Cuba. The league, now "truly international," embraces three countries.
- 1960: Political disturbances in Cuba cause the League to transfer the Havana franchise to Jersey City in the middle of the season.
- 1966: Attendance jumps upward to 1,248,658 paid admissions for the season.
- 1981: In April, Rochester and Pawtucket battle for 32 innings to a 2-2 tie. The marathon is later completed on June 23 at Pawtucket with the PawSox winning 3-2 in 33 innings. Time of the game is 8 hours and 25 minutes, the longest game in the history of professional baseball.
- 1983: The IL All-Stars lose to the Cleveland Indians in 11 innings 8-6 before 11,032 fans in Columbus to highlight the league's 100th season. By winning three of four games against Denver of the American Association and Portland of the Pacific Coast League, the Tidewater Tides win the inaugural Triple-A World Series.
- 1990: Following the 1990 season, Columbus, Pawtucket, Rochester, Tidewater and Toledo have working agreements terminated by their respective major league affiliates as part of Major League Baseball's strategy to negotiate a new Professional Baseball Agreement with the National Association. Following five months of negotiations, a new PBA is ratified between MLB and the NAPBL on Dec. 13, 1990. Each IL club eventually signs a new Player Development Contract with their 1990 affiliates for the 1991 season.
- 1991: The 1991 Triple-A Classic, a championship series between the International League and American Association, is the last as a result of the IL's mid-season vote not to continue regular season interleague play with the American Association. The Columbus Clippers' 101-win season (95 in the regular season and six in the postseason), in which the club broke or tied 34 club records and filled eight of 11 IL All-Star spots, guarantees them a place among the best teams in IL history.

- 1993: With the opening of a new ballpark in Norfolk and the addition of expansion franchises in Charlotte and Ottawa, the IL becomes the first minor league to attract more than four million fans in a single season. The mark of 4,723,236 shatters the previous mark of 3,055,012. Minor League Baseball's return to Canada's capital is nothing short of astounding. Ottawa's attendance of 693,043 breaks the IL's single-season club attendance mark set in 1946 by Baltimore.
- 1994: The MLB Players Association strike results in increased attention for the league. In addition to radio and television coverage in a number of major league affiliates' markets, national cable television coverage includes regular season games on ESPN and the Turner Network.
- 1995: Rosters expand to 25, up from 23, as one of the implications from the ongoing major league strike. Rosters change by the minute in April as major league clubs hold a second spring training. The first had involved "replacement players" in anticipation of a 144-game abbreviated season scheduled to begin on April 25. In the future, IL rosters will be reduced to 24.
- 1998: To equal the 1998 expansion by Major League Baseball into Arizona and Tampa Bay, Triple-A baseball also expands by two teams. Joining the existing 28 clubs at Minor League Baseball's top level are the Durham Bulls (A - Atlanta Braves) and Memphis Chicks (AA - Seattle Mariners). In conjunction with the 1998 expansion, the American Association's Buffalo Bisons, Indianapolis Indians and Louisville Redbirds enter the IL and join Durham to form a 14-team International League.
- 2001: Louisville defeats Scranton/Wilkes-Barre in the first and only game of the 2001 Governor's Cup Finals. League President Randy Mobley cancels the remainder of the Governors' Cup Series due to the terrorist attacks in New York City, Washington, D.C., and Pennsylvania on September 11th, and names Louisville the 2001 Champions. The IL sets an all-time attendance record of 6,757,150 fans with the help of franchise record attendances in Durham and Pawtucket.
- 2002: Toledo and Governors' Cup Champion Durham set franchise attendance records to help the IL break the attendance record for the second consecutive year (6,815,633).
- 2003: Pawtucket's Bronson Arroyo tosses the fourth nine-inning perfect game in International League history on August 10th vs. Buffalo. The IL's recent attendance success is dampened by a record-tying 71 postponed games, which makes 2003 the first year since 1976 in which no IL franchise sets an attendance record.
- 2005: For the first time in International League history, the 12 members of the IL Post-Season All-Star Team come from 12 different clubs.
- 2006: The inaugural Bricktown Showdown marks the first interleague Triple-A championship contest since the 2000 Las Vegas Triple-A World Series. The Pacific Coast League Champion Tucson Sidewinders down the International League's Toledo Mud Hens, 5-2, in the winner-take-all game in Oklahoma City, OK.
- 2008: The International League commemorates its 125th season. In a July 2007 celebration of the upcoming anniversary, IL President Randy Mobley announces the revival of the league's hall of fame, which had not elected a new member since 1963.
- 2009: The Durham Bulls become the first International League Team to win a Triple-A National Championship, defeating the Memphis Redbirds, 5-4 in 11 innings on September 22 in Oklahoma City.
- 2011: On August 30th, the International League announced that the Durham Bulls will host the 2011 Triple-A National Championship game on September 18th, 2012, becoming the first International League Team to host the event.
- 2012: On January 30th, the National Association of Professional Baseball Leagues announced that the active roster limit for teams in both Triple-A and Double-A classifications would be raised from 24 players to 25 players for the 2012 season.

SINGLE SEASON BATTING RECORDS

ALL-TIME RECORDS

AVG.	.415	Dan Brouthers, Springfield, 1897
RUNS	173	Joe Hauser, Baltimore, 1930
HITS	246	Jack Bentley, Baltimore, 1921
HR	63	Joe Hauser, Baltimore, 1930
RBI	180	Rip Collins, Rochester, 1930
SB	112*	Mike Slattery, Toronto, 1887
SO	199	Dave Nicholson, Richmond, 1968

* Total includes taking extra bases on routine plays, such as going from first to third on a single.

RECORDS SINCE 1963

.386	Ralph Garr, Richmond, 1970
129	Otis Nixon, Columbus, 1983
206	Don Buford, Indianapolis, 1963
42	Phil Hiatt, Toledo, 1996
130	Roger Freed, Rochester, 1970
94	Otis Nixon, Columbus, 1983
199	Dave Nicholson, Richmond, 1968

400 HITTERS/50 HOME RUN SEASONS

.415	Dan Brouthers, Springfield, 1897
.412	Jack Bentley, Baltimore, 1921
.404	Abel Lezotte, Wilkes-Barre, 1896
.404	Merwyn Jacobson, Baltimore, 1920

63	Joe Hauser, Baltimore, 1930
54	Buzz Arlett, Baltimore, 1932
53	George Puccinelli, Baltimore, 1935
53	Howie Moss, Baltimore, 1947
50	Hank Sauer, Syracuse, 1947

TRIPLE CROWN WINNERS

Batters who led the IL in average, home runs and RBI's in the same season.

		AVG	HR	RBI
1921	Jack Bentley, Baltimore	.412	24	120
1928	Dale Alexander, Toronto	.380	31	144
1935	George Puccinelli, Baltimore	.359	53	172
1955	Rocky Nelson, Montreal	.364	37	139
1958	Rocky Nelson, Toronto	.326	43	120
1959	Frank Herrera, Buffalo	.329	37	128
1974	Jim Rice, Pawtucket	.337	25	93

SINGLE SEASON PITCHING RECORDS

ALL-TIME RECORDS

PCT	.929	Tony Jacobs, Richmond, 1954
WINS	35	George Stovey, Newark, 1887
SAVES	38	Matt Whiteside, Richmond, 2004
SO	330	Lefty Grove, Baltimore, 1923
ERA	1.31	Urban Shocker, Toronto, 1916

RECORDS SINCE 1963

.917	(11-1) Kelly Faulk, Columbus, 1984
.917	(11-1) Don Schulze, Tidewater, 1987
.917	(11-1) Mickey Weston, Rochester, 1990
18	Fritz Ackley, Indianapolis, 1963
18	Gary Waslewski, Toronto, 1966
18	Dave Roberts, Columbus, 1968
38	Matt Whiteside, Richmond, 2004
208	Tom Phoebus, Rochester, 1966
1.45	Pablo Torrealba, Richmond, 1975

TRIPLE CROWN WINNERS

Pitchers who led the IL in wins, earned run average and strikeouts in the same season.

		WINS	K's	ERA
1886	Bill Serad, Utica	30	260	1.02
1960	Al Cicotte, Toronto	16	158	1.79
1976	Dennis Martinez, Rochester	14	140	2.50

2012 FINAL DIVISION STANDINGS

NORTH DIVISION	W	L	PCT	GB
Scranton/WB Yankees	84	60	.583	-
Pawtucket Red Sox	79	65	.549	5.0
Lehigh Valley IronPigs	75	68	.524	8.5
Rochester Red Wings	72	72	.471	12.0
Syracuse Chiefs	70	74	.486	14.0
Buffalo Bisons	67	76	.469	16.5

WEST DIVISION	W	L	PCT	GB
Indianapolis Indians	89	55	.618	-
Columbus Clippers	75	69	.521	14.0
Toledo Mud Hens	60	84	.417	29.0
Louisville Bats	51	93	.354	38.0

SOUTH DIVISION	W	L	PCT	GB
Charlotte Knights	83	61	.576	-
Norfolk Tides	74	70	.514	9.0
Durham Bulls	66	78	.483	17.0
Gwinnett Braves	62	82	.431	21.0

GOVERNORS' CUP PLAYOFFS (SEMIFINALS)

Charlotte defeats Indianapolis, 3-1
Pawtucket defeats Scranton/WB, 3-1

(FINALS)

Pawtucket defeats Charlotte, 3-0

2012 STATISTICAL LEADERS

BATTER	CLUB	AVG	G	AB	R	H	HR	RBI
Constanza, Jose	GWN	.314	88	344	54	108	1	27
Gomez, Mauro	PAW	.310	100	387	65	120	24	74
Anderson, Leslie	DUR	.309	116	444	63	137	14	56
Rivero, Carlos	SYR	.303	126	455	57	138	10	64
Fransden, Kevin	LHV	.302	99	391	38	118	1	33
Perez, Felix	LOU	.301	116	392	46	118	4	35
Henry, Justin	TOL	.300	131	476	72	143	1	38
Rottino, Vinny	COL	.297	96	374	60	111	9	66
Mejia, Ernesto	GWN	.296	133	514	73	152	24	92
Carrera, Ezequiel	COL	.294	97	394	65	116	6	42

PITCHER	CLUB	W-L	ERA	IP	H	BB	SO	WHIP
Cloyd, Tyler	LHV	12-1	2.35	142.0	105	38	93	1.01
Leesman, Charlie	CHA	12-10	2.47	135.0	129	52	103	1.34
Locke, Jeff	IND	10-5	2.48	141.2	126	43	131	1.19
Wilk, Adam	TOL	7-11	2.77	149.2	123	28	128	1.01
van den Hurk, Rick	IND	13-5	2.92	123.1	112	35	113	1.19
Owens, Rudy	IND	8-5	3.14	117.1	112	25	85	1.17
Schwinden, Chris	BUF	9-9	3.21	126.0	126	37	99	1.24
Seddon, Chris	COL	11-5	3.44	123.0	112	27	108	1.13
Ortiz, Ramon	SWB	13-6	3.45	169.1	167	39	98	1.10
Berken, Jason	NOR	5-6	3.50	144.0	160	39	98	1.19

HOME RUNS	CLUB	PL	NAME	CLUB	ON-BASE PCT	CLUB	PCT	
Johnson, Dan	CHA	28	Duke, Zach	IND	15	Cust, Jack	SWB	.400
Brown, Corey	SYR	25	Ortiz, Ramon	SWB	13	Satin, Josh	BUF	.391
Gomez, Mauro	PAW	24	VandenHurk, Rick	IND	13	Johnson, Dan	CHA	.388
Mejia, Ernesto	GWN	24	4 others	12	Constanza, Jose	GWN	.380	
Eldred, Brad	TOL	24	Seddon, Chris	COL	11	Lewis, Fred	BUF	.379

RBI	CLUB	PL	NAME	CLUB	PL	NAME	CLUB	PL
Mejia, Ernesto	GWN	92	Cabrera, Fernando	BUF	22	Johnson, Dan	CHA	94
Johnson, Dan	CHA	85	Wood, Tim	IND	21	Pascucci, Valentino	BUF	87
Canzler, Russ	COL	79	De La Rosa, Dane	DUR	20	Cust, Jack	SWB	81
Laird, Brandon	SWB	77	Bootcheck, Chris	TOL	17	Satin, Josh	BUF	77
Gomez, Mauro	PAW	74	Aumont, Phillipe	LHV	15	Phelps, Cord	COL	71

STOLEN BASES	CLUB	PL	NAME	CLUB	PL	NAME	CLUB	PL
Durango, Luis	GWN	46	Archer, Chris	DUR	139	Shirek, Charles	CHA	170.1
d'Arnaud, Chase	IND	34	Wilson, Justin	IND	138	Ortiz, Ramon	SWB	169.1
Thompson, Rich	DUR	29	Redmond, Todd	LOU	136	Maya, Yunesky	SYR	167.0
Carrera, Ezequiel	COL	26	Locke, Jeff	IND	131	Duke, Zach	SYR	164.1
Lewis, Fred	BUF	25	Roark, Tanner	SYR	130	Warren, Adam	SWB	152.2



BUFFALO BISONS

MLB AFFILIATE: TORONTO BLUE JAYS (2013)

WWW.BUFFALOBISONS.COM
E-MAIL: INFO@BISONS.COM

Coca-Cola Field Phone: 716.846.2000
One James D. Griffin Plaza Fax: 716.852.6530
Buffalo, NY 142203

BALLPARK INFORMATION

Ballpark (Opened) 1988
Capacity 18,025
Dimensions (L-C-R).....325-404-325

2012 INFORMATION 6TH-IL NORTH

Record67-76
Vs. Bulls.....1-7
Attendance.....515,898 (7,370)

POSTSEASON PLAY

IL Pennants: 1891, 1904, 1906,
1915, 1916, 1927,
1936, 1949, 1959,
1998, 2004

Governors' Cup:
1933, 1936, 1957,
1961, 1998, 2004

FRONT OFFICE

General Manager.....Michael Buczkowski
Media ContactBrad Bisbing
Email.....BBisbing@bisons.com
Phone.....716.846.2019
Twitter@BuffaloBisons

2013 SCHEDULE

DATE	H/A	TIME
6/29	H	7:05 PM
6/30	H	5:05 PM
7/1	H	7:05 PM
7/2	H	7:05 PM

FIELD STAFF

Manager.....	Marty Brown	8/26	A	7:15 PM
Pitching Coach	Bob Stanley	8/27	A	7:05 PM
Hitting Coach.....	Jon Nunnally	8/28	A	6:05 PM
Athletic Trainer	Voon Chong	8/29	A	7:05 PM

BROADCAST

Flagship Station 1520 AM
Play-By-PlayBen Wagner

2012 vs DURHAM

DATE	RESULT	CITY
6/22	L, 6-5	DUR
6/23	L, 11-5	DUR
6/24	L, 4-3	DUR
6/25	L, 14-10	DUR
6/30	L, 12-6	BUF
7/1	L, 12-6	BUF
7/2	L, 3-2	BUF
7/3	W, 5-4	BUF

BASEBALL AMERICA'S TOP PROSPECTS

- Aaron Sanchez, RHP
- Roberto Osuna, RHP
- Daniel Norris, LHP
- D.J. Davis, OF
- Marcus Stroman, RHP
- Anthony Alford, OF
- Matthew Smoral, LHP
- Sean Nolin, LHP
- John Stilson, RHP
- Adonys Cardona, RHP

*Stats from 2012 Las Vegas 51s (Blue Jays Triple-A Affiliate)

2012 BISON BATTING

BATTERS	AVG	G	AB	R	H	2B	3B	HR	RBI	TB	BB	SO	SB	CS	OBP	SLG	OPS
Kenen Bailli	.323	12	31	5	10	1	0	1	3	14	4	6	0	0	.400	.452	.852
Brian Bocock	.211	20	76	9	16	5	1	0	9	23	5	13	1	0	.259	.303	.562
David Cooper	.314	68	261	45	82	27	1	10	52	141	37	34	0	1	.395	.540	.935
Jack Cust	.200	16	50	7	10	1	0	0	6	11	16	21	3	0	.397	.220	.617
Jonathan Diaz	.240	95	312	58	75	11	2	3	31	99	62	56	12	4	.374	.317	.691
Ryan Egstgi	.158	21	38	1	6	1	0	0	3	7	3	10	0	0	.220	.184	.404
Joel Galarraga	.306	12	36	4	11	1	1	0	3	14	4	8	1	0	.375	.389	.764
Yan Gomes	.328	79	305	44	100	29	1	13	59	170	25	72	4	0	.380	.557	.938
Anthony Gose	.286	102	420	87	120	21	10	5	43	176	49	101	34	12	.366	.419	.785
Tuffy Gosewisch	.277	24	83	9	23	8	1	1	8	36	9	17	0	1	.365	.434	.798
Ruben Gotay	.346	22	78	14	27	3	0	0	14	30	13	19	3	0	.435	.385	.819
Vladimir Guerrero	.303	8	33	5	10	2	1	0	4	14	0	1	0	0	.314	.424	.739
Adeiny Hechavarria	.312	102	443	78	138	20	6	6	63	188	38	86	8	2	.363	.424	.788
Kevin Howard	.311	35	119	14	37	6	1	4	16	57	12	19	3	1	.374	.479	.853
Luke Hughes	.275	63	207	36	57	15	3	5	26	93	27	60	2	2	.361	.449	.810
Luis Hurtado	.167	4	12	0	2	0	0	0	0	2	0	2	0	0	.167	.167	.333
Adam Lind	.392	32	125	24	49	10	0	8	29	83	15	26	1	0	.448	.664	1.112
Mike McCoy	.263	85	278	46	73	13	1	3	31	97	58	51	21	10	.386	.349	.735
Mike McDade	.338	18	71	9	24	3	1	2	18	35	7	11	0	0	.392	.493	.885
Ricardo Nanita	.306	93	333	49	102	17	0	12	62	155	23	39	3	3	.353	.465	.819
Danny Peralta	.279	72	262	39	73	18	2	6	39	113	15	41	4	2	.319	.431	.750
Paul Phillips	.278	31	97	7	27	2	0	0	6	29	9	12	0	1	.343	.299	.642
Moises Sierra	.289	100	377	62	109	16	1	17	63	178	39	86	7	6	.360	.472	.832
Travis Snider	.335	56	209	49	70	16	0	13	56	125	34	42	2	4	.423	.598	1.021
Mark Sobolewski	.188	23	80	12	15	4	0	2	8	25	6	12	1	0	.244	.313	.557
Eric Thames	.330	54	197	31	65	15	3	6	32	104	26	42	1	1	.407	.528	.935
Chris Woodward	.285	88	309	39	88	25	1	2	34	121	21	58	4	2	.338	.392	.730
Travis d'Arnaud	.333	67	279	45	93	21	2	16	52	166	19	59	1	1	.380	.595	.975
Team Totals	.298	143	4954	4808	1474	305	39	133	225	655	55	796	11	55	1.370	.455	.826

2012 BISON PITCHING

PITCHERS	W	L	ERA	G	GS	CG	SV	IP	H	R	ER	HR	HB	BB	SO	WP	GO/AO	WHIP
Juan Abreu	2	3	6.80	42	0	0	5	49.0	50	38	37	13	3	36	59	0	1.50	1.76
Chad Beck	2	0	1.31	43	0	0	18	48.0	39	7	7	2	1	13	24	2	1.04	1.08
Andrew Carpenter	6	3	3.38	21	12	0	0	74.2	83	31	28	10	2	19	56	2	1.56	1.37
David Carpenter	1	1	3.08	23	0	0	4	26.1	22	10	9	2	1	7	25	1	0.89	1.10
Joel Carreno	2	5	8.92	10	8	0	0	36.1	50	41	36	7	2	27	30	2	1.15	2.12
Brett Cecil	1	2	2.50	6	6	0	0	39.2	36	11	11	1	1	7	33	2	1.26	1.08
Jesse Chavez	8	5	3.77	21	18	1	2	105.0	98	47	44	10	1	22	95	5	1.18	1.14
Robert Coello	4	1	3.00	19	3	0	0	42.0	31	16	14	4	0	18	43	1	0.88	1.17
Evan Crawford	1	4	6.83	26	0	0	0	27.2	38	22	21	2	2	12	20	5	2.28	1.81
Clint Everts	3	2	3.10	37	0	0	2	61.0	53	23	21	2	0	32	53	5	2.28	1.39
Jerry Gil	7	1	4.92	58	0	0	9	64.0	68	36	35	8	2	20	51	6	1.30	1.38
Shawn Hill	9	2	4.52	15	15	0	0	89.2	115	49	45	10	7	22	52	2	1.68	1.53
Jim Hoey	0	3	4.60	46	0	0	1	60.2	59	36	31	5	0	42	45	22	1.17	1.66
Luke Hughes	0	0	0.00	1	0	0	0	0.1	0	0	0	0	0	0	0	0	0.00	0.00
Ryota Igarashi	1	1	1.29	19	0	0	4	21.0	10	3	3	0	0	3	28	2	0.94	0.62
Chris Jakubauskas	2	3	4.64	21	7	0	0	54.1	61	35	28	2	3	16	28	0	0.75	1.42
Bobby Korecky	3	4	3.44	46	2	0	0	86.1	89	40	33	10	6	19	47	3	1.25	1.25
Aaron Laffey	3	5	4.52	11	11	1	0	63.2	77	41	32	6	3	20	38	3	1.98	1.52
Jamie Moyer	1	1	8.18	2	2	0	0	11.0	17	10	10	3	0	3	9	0	0.86	1.82
Bill Murphy	8	5	4.38	28	15	0	0	100.2	109	56	49	7	4	47	59	11	1.43	1.55
Sean O'Sullivan	14	7	4.23	31	19	0	1	142.2	153	82	67	11	7	46	70	2	1.23	1.39
Yohan Pino	0	2	22.183	3	0	0	0	9.1	29	23	23	1	0	3	8	0	0.90	3.43
Tim Redding	0	5	8.66	23	7	0	1	62.1	94	64	60	15	5	25	38	2	1.18	1.91
Scott Richmond	11	7	5.61	27	25	0	0	134.2	163	93	84	21	4	43	112	9	0.99	1.53
Nate Robertson	0	3	8.07	23	2	0	0	29.0	43	28	26	8	1	8	20	1	1.50	1.76
Chris Schwinden	0	1	21.001	1	0	0	0	3.0	8	8	7	1	0	1	2	1	1.33	3.00
Ronald Uviedo	0	0	3.00	3	0	0	0	6.0	5	3	2	0	0	2	5	0	0.63	1.17
Chris Woodward	0	0	9.00	2	0	0	0	2.0	3	2	2	1	0	1	0	0	0.25	2.00
Team Totals	79	64	4.59	143	143	2	37	1260	1379	721	643	135	46	437	912	90	7.57	1.44



CHARLOTTE KNIGHTS

MLB AFFILIATE: CHICAGO WHITE SOX (1999)

WWW.CHARLOTTEKNIGHTS.COM

E-MAIL: KNIGHTS@CHARLOTTEKNIGHTS.COM

Knights Stadium
2280 Deerfield Drive
Fort Mill, SC 29715

Phone: 704.357.8071

Fax: 704.329.2155

BALLPARK INFORMATION

Ballpark (Opened) 1990
Capacity 10,002
Dimensions (L-C-R)..... 325-400-325

2012 INFORMATION

1ST-IL SOUTH

Record 83-61
Vs. Bulls 15-6
Attendance 282,117 (4,030)

FRONT OFFICE

General Manager Scott Brown
Media Contact Tommy Viola
Email Tommyv@charlotteknights.com
Phone ext. 2116
Twitter @Knightsbaseball

FIELD STAFF

Manager Joel Skinner
Pitching Coach Richard Dotson
Hitting Coach Brandon Moore
Athletic Trainer Joe Geck
Strength and Conditioning Raymond Smith

BROADCAST

Flagship Station 1340 AM
Play-By-Play Matt Swierad

BASEBALL AMERICA'S TOP PROSPECTS

1. Courtney Hawkins, OF
2. Trayce Thompson, OF
3. Erik Johnson, RHP
4. Carlos Sanchez, 2B/SS
5. Jared Mitchell, OF
6. Scott Snodgrass, LHP
7. Keon Barnum, 1B
8. Keenyn Walker, OF
9. Andre Rienzo, RHP
10. Nestor Molina, RHP

POSTSEASON PLAY

IL Pennants: 1993, 1999, 2012

Governors' Cup: 1993, 1999

2013 SCHEDULE

DATE	H/A	TIME	DATE	H/A	TIME
4/13	A	7:15 PM	8/9	H	7:05 PM
4/14	A	2:15 PM	8/10	H	7:05 PM
4/15	A	7:15 PM	8/11	H	5:05 PM
4/16	A	11:15 AM	8/17	A	7:15 PM
4/17	H	7:05 PM	8/18	A	2:15 PM
4/18	H	11:05 AM	8/19	A	7:15 PM
7/3	A	7:15 PM	8/20	A	7:05 PM
7/8	A	7:15 PM	8/21	A	7:05 PM
7/9	A	7:15 PM	8/26	H	7:05 PM
7/10	H	7:05 PM	8/27	H	7:05 PM
7/11	H	7:05 PM			

2012 VS DURHAM

DATE	RESULT	CITY
4/9	L, 13-5	DUR
4/10	W, 5-0	DUR
4/11	L, 5-4	DUR
4/16	W, 14-2	CHA
4/17	W, 3-2	CHA
4/18	W, 4-3	CHA
4/19	W, 5-2	CHA
5/19	W, 7-1	DUR
5/20	L, 6-0	DUR
5/21	L, 3-2	DUR
5/22	W, 5-2	DUR
7/12	W, 6-4	CHA
7/13	W, 4-3	CHA
7/14	W, 2-1	CHA
7/15	W, 4-0	CHA
8/20	W, 9-6	DUR
8/21	L, 3-1	DUR
8/31	W, 7-2	DUR
9/1	L, 2-0	DUR
9/2	W, 2-1	CHA
9/3	W, 5-3	CHA

2012 KNIGHTS BATTING

BATTERS	AVG	G	AB	R	H	2B	3B	HR	RBI	TB	BB	SO	SB	CS	OBP	SLG	OPS
Jeff Baissley	.183	26	93	5	17	4	0	1	8	24	7	16	0	0	.257	.258	.515
Jose Castro	.174	8	23	4	4	1	0	0	1	5	0	5	0	0	.208	.217	.426
Jordan Danks	.317	64	218	37	69	17	1	8	30	112	44	66	6	3	.428	.514	.942
Alejandro De Aza	.250	5	20	3	5	1	0	1	2	9	1	3	0	0	.286	.450	.736
Damaso Espino	.000	3	7	0	0	0	0	0	0	0	1	1	0	0	.125	.000	.125
Kosuke Fukudome	.264	43	140	17	37	5	1	2	16	50	40	29	1	1	.429	.357	.786
Jim Gallagher	.225	82	276	29	62	15	2	1	28	84	32	54	4	1	.304	.304	.608
Drew Garcia	.234	99	364	43	85	18	2	5	49	122	28	83	4	3	.294	.335	.629
Hector Gimenez	.259	99	375	50	97	22	2	14	57	165	37	89	2	1	.324	.440	.764
Greg Golson	.276	109	449	67	124	29	7	6	52	185	17	114	20	2	.309	.412	.721
Justin Greene	.238	56	185	28	44	6	1	6	25	70	17	50	12	4	.307	.378	.686
Orlando Hudson	.313	5	16	1	5	1	0	0	1	6	1	2	2	0	.353	.375	.728
Conor Jackson	.277	88	318	44	88	23	0	9	41	138	41	43	5	1	.363	.434	.797
Dan Johnson	.267	137	476	77	127	21	1	28	85	234	94	94	1	0	.388	.492	.880
Tyler Kuhn	.273	103	417	65	114	26	4	4	36	160	20	66	6	4	.309	.384	.692
Seth Loman	.273	4	11	1	3	0	0	0	0	3	0	4	0	0	.385	.273	.657
Jose Lopez	.375	19	72	8	27	9	0	1	14	39	7	10	0	0	.430	.542	.972
Tommy Manzella	.171	14	41	4	7	3	0	0	6	10	2	14	0	0	.205	.244	.448
Oswaldo Martinez	.178	60	214	15	38	11	0	0	13	49	10	34	4	0	.221	.229	.450
Dallas McPherson	.265	81	306	45	81	16	1	17	62	150	37	115	3	1	.344	.490	.834
Jared Mitchell	.231	36	121	18	28	11	1	1	13	44	16	53	1	1	.329	.364	.692
Brent Morel	.194	34	124	12	24	4	0	1	10	31	8	28	0	0	.242	.250	.492
Ray Olmedo	.273	80	275	24	75	15	1	0	19	92	27	42	9	3	.340	.335	.674
Josh Phegley	.266	102	394	40	105	22	1	6	48	147	20	60	3	0	.306	.373	.680
Tyler Saladino	.224	15	49	9	11	2	0	0	6	13	4	16	1	0	.296	.265	.562
Carlos Sanchez	.224	39	4	10	2	0	0	1	12	0	6	0	0	0	.256	.308	.564
Kyle Shelton	.200	8	20	1	4	1	0	1	2	8	2	5	0	0	.304	.400	.704
Trayce Thompson	.167	6	18	1	3	2	0	0	0	5	2	6	1	0	.250	.278	.528
Dewayne Wise	.280	28	107	20	30	8	1	4	13	52	10	24	3	0	.339	.486	.825
Team Totals	.254	144	4834	626	1228	274	24	105	592	1865	467	1056	84	24	.323	.386	.709

2012 KNIGHTS PITCHING

PITCHERS	W	L	ERA	G	GS	CG	SV	IP	H	R	ER	HR	HB	BB	SO	WP	GO/AO	WHIP
Dylan Axelrod	7	5	2.88	16	16	1	0	97.0	81	34	31	8	2	31	92	3	0.81	1.15
J.R. Ballinger	0	0	7.71	2	0	0	0	4.2	4	6	4	1	0	4	2	1	0.38	1.71
Brian Bruney	2	3	1.70	25	4	0	11	37.0	22	7	7	1	1	13	37	2	0.64	0.95
Scott Carroll	4	6	4.74	34	8	0	0	87.1	90	47	46	10	2	34	63	1	2.03	1.42
Anthony Carter	4	6	4.60	39	1	0	2	62.2	71	39	32	6	2	22	54	2	2.03	1.48
Simon Castro	1	1	4.32	5	5	0	0	25.0	32	13	12	2	2	6	16	3	1.35	1.52
Jesse Crain	0	0	0.00	2	2	0	0	2.0	0	0	0	0	1	0	3	1	1.41	0.00
John Danks	0	0	2.25	1	1	0	0	4.0	4	3	1	0	0	1	1	0	0.00	1.25
Terry Doyle	6	3	2.83	12	11	1	0	76.1	53	25	24	5	4	18	71	0	1.20	0.93
Deunte Heath	4	3	1.48	36	4	0	3	67.0	47	13	11	4	4	20	74	4	1.10	1.00
Pedro Hernandez	1	2	4.46	7	6	0	0	34.1	43	18	17	2	0	4	28	2	0.57	1.37
Philip Humber	0	1	5.68	2	2	0	0	6.1	8	4	4	1	0	4	4	0	0.81	1.89
Gregory Infante	4	1	3.66	20	0	0	1	32.0	30	18	13	1	0	16	20	1	0.38	1.44
Brandon Kloess	3	0	1.61	13	1	0	1	28.0	27	6	5	1	1	12	26	0	0.64	1.39
Ryan Kusssmaul	0	0	18.00	1	0	0	0	1.0	4	2	2	0	0	0	0	7	2.03	4.00
Charles Leesman	12	10	2.47	26	26	0	0	135.0	129	54	37	8	5	52	103	1	2.03	1.34
Shane Lindsay	1	1	7.48	15	0	0	0	21.2	16	20	18	2	1	28	25	1	1.35	2.03
Jhan Marinéz	4	2	2.86	40	0	0	4	63.0	39	24	20	5	4	30	65	5	1.41	1.10
Nestor Molina	0	1	13.50	1	1	0	0	4.0	9	6	6	2	0	1	4	10	0.00	2.50
Daniel Moskos	2	3	4.19	30	0	0	2	34.1	39	18	16	2	1	22	32	8	1.20	1.78
Scott Olsen	0	0	2.25	2	2	0	0	4.0	3	1	1	1	0	2	2	0	1.10	1.25
Brian Omogrosso	0	2	4.56	33	0	0	9	47.1	43	25	24	3	2	12	59	3	0.57	1.16
Dan Remenowsky	2	1	3.86	11	1	0	1	21.0	26	9	9	3	0	5	21	6	0.57	1.48
Andre Rienzo	0	0	0.00	1	1	0	0	6.2	5	1	0	0	0	2	10	0	0.82	1.05
Santos Rodriguez	0	0	3.68	5	0	0	0	7.1	7	3	3	0	0	2	9	3	0.40	1.23
Hector Santiago	1	0	0.00	3	3	0	0	14.2	9	0	0	0	0	6	13	0	0.85	1.02
Leyson Septimo	2	1	1.31	24	0	0	1	34.1	16	5	5	1	1	20	43	1	2.00	1.05
Charles Shirek	11	5	3.65	28	26	1	0	170.1	172	79	69	18	6	29	117	0	2.00	1.18
Zach Stewart	3	5	3.94	11	11	0	0	59.1	58	26	26	6	2	14	42	0	0.58	1.21
Eric Stults	1	1	2.20	5	5	0	0	28.2	25	7	7	0	0	10	26	2	1.55	1.22
Donnie Veal	7	3	2.08	35	0	0	2	52.0	40	17	12	0	5	23	61	4	1.25	1.21
Wes Whisler	0	1	6.35	5	0	0	0	5.2	6	6	4	1	1	2	2	1	1.44	1.41
Matt Zaleski	7	6	3.70	25	22	1	0	129.0	131	56	53	12	10	51	77	4	1.60	1.41
Team Totals	83	61	3.15	144	1444	37	127	2114	524	446	95	53	457	111	169	1.45	1.26	



COLUMBUS CLIPPERS

MLB AFFILIATE: CLEVELAND INDIANS (2009)

WWW.CLIPPERSBASEBALL.COM

E-MAIL: INFO@CLIPPERSBASEBALL.COM

Huntington Park
330 Huntington Park Lane
Columbus, Ohio 43215

Phone: 614.462.5250

Fax: 614.462.3271

BALLPARK INFORMATION

Ballpark (Opened) 2009
Capacity 10,100
Dimensions (L-C-R)..... 325-400-330

2012 INFORMATION

2ND-IL WEST

Record 75-69
Vs. Bulls..... 4-4
Attendance 611,223 (8,732)

POSTSEASON PLAY

IL Pennants: 1961, 1965, 1979,
1980, 1981, 1983,
1984, 1991, 1992,
1996, 2010, 2011

Governors'

Cup: 1979, 1980, 1981,
1987, 1991, 1992,
1996, 2010, 2011

FRONT OFFICE

General Manager Ken Schnacke
Media Contact Joe Santry
Email..... jsantry@clippersbaseball.com
Phone..... 614.722.1133
Twitter @CLBCLippers

2013 SCHEDULE

DATE	H/A	TIME
6/29	H	7:05 PM
6/30	H	5:05 PM
7/1	H	7:05 PM
7/2	H	7:05 PM
8/26	A	7:15 PM
8/27	A	7:05 PM
8/28	A	6:05 PM
8/29	A	7:05 PM

FIELD STAFF

Manager..... Chris Tremie
Pitching Coach Tony Arnold
Hitting Coach..... Phil Clark
Athletic Trainer James Quinlan

BROADCAST

Flagship Station 920 AM
Play-By-Play Scott Leo, Ryan Mitchell

2012 vs DURHAM

DATE	RESULT	CITY
8/6	L, 4-1	DUR
8/7	W, 2-1	DUR
8/8	W, 3-0	DUR
8/9	L, 12-2	DUR
8/14	L, 6-3	COL
8/15	L, 9-7	COL
8/16	W, 7-1	COL
8/17	W, 4-3	COL

BASEBALL AMERICA'S TOP PROSPECTS


- Francisco Lindor, SS
- Trevor Bauer, RHP
- Dorssys Paulino, SS
- Ronny Rodriguez, SS
- Mitch Brown, RHP
- Tyler Naquin, OF
- Tony Wolters, SS
- Danny Salazar, RHP
- Jose Ramirez, 2B
- Dillon Howard, RHP

2012 CLIPPERS BATTING

BATTERS	AVG	G	AB	R	H	2B	3B	HR	RBI	TB	BB	SO	SB	CS	OBP	SLG	OPS
Lars Anderson	.250	111	396	53	99	27	2	9	59	157	65	107	1	0	.353	.396	.750
Russ Canzler	.265	130	487	68	129	36	3	22	79	237	46	128	2	4	.328	.487	.815
Luke Carlin	.252	62	206	23	52	10	0	3	27	71	34	26	0	1	.358	.345	.703
Ezequiel Carrera	.294	97	394	65	116	19	6	6	42	165	29	60	26	7	.345	.419	.764
Lonnie Chisenhall	.314	30	118	16	37	12	0	4	17	61	4	22	0	0	.341	.517	.858
Ben Copeland	.242	10	33	2	8	1	0	2	3	15	0	5	0	0	.242	.455	.697
Trevor Crowe	.250	38	132	20	33	7	1	3	12	51	17	24	8	3	.336	.386	.722
Aaron Cunningham	.203	22	74	6	15	4	0	2	5	25	8	21	0	0	.280	.338	.618
Juan Diaz	.306	19	72	12	22	5	0	2	11	33	4	18	0	0	.342	.458	.800
Jason Donald	.277	65	256	46	71	18	3	6	31	113	30	58	5	5	.365	.441	.807
Tim Fedroff	.325	69	265	52	86	14	5	9	32	137	31	45	9	0	.393	.517	.910
Anthony Gallas	.308	6	13	2	4	1	0	0	2	5	1	3	0	0	.400	.385	.785
Jared Goedert	.279	86	326	54	91	17	0	14	60	150	28	72	0	1	.331	.460	.792
Travis Hafner	.100	3	10	0	1	0	0	0	1	1	0	2	0	0	.167	.100	.267
Michel Hernandez	.105	6	19	2	2	1	0	0	1	3	4	2	0	1	.261	.158	.419
Chad Huffman	.282	67	234	34	66	22	0	6	33	106	23	58	1	0	.350	.45	.803
Matt LaPorta	.264	101	375	56	99	19	1	19	62	177	44	81	0	3	.350	.472	.822
Andy LaRoche	.254	95	323	41	82	20	0	12	41	138	37	51	1	1	.337	.427	.764
Jose Lopez	.375	19	72	8	27	9	0	1	14	39	7	10	0	0	.430	.542	.972
Beau Mills	.197	39	127	13	25	4	0	7	21	50	7	34	0	0	.239	.394	.633
Matt Pagnozzi	.224	78	245	27	55	12	0	7	32	88	33	71	0	0	.324	.359	.683
Gregorio Petit	.260	111	377	51	98	24	0	10	45	152	29	75	1	2	.320	.403	.723
Cord Phelps	.276	135	503	82	139	34	3	16	62	227	71	94	9	4	.368	.451	.820
Ryan Rohlinger	.308	4	13	3	4	0	0	1	4	7	1	1	0	0	.357	.538	.896
Vinny Rottino	.297	96	374	60	111	28	2	9	66	170	34	53	14	6	.355	.455	.809
Ryan Spilborghs	.250	21	72	12	18	3	0	1	13	24	10	18	0	0	.341	.333	.675
Justin Toole	.000	6	18	2	6	1	0	0	2	7	0	1	0	0	.333	.389	.722
Team Totals	.269	144	4832	709	1302296	23	150	665	2094506	1003	70	34	.342	.433	.775		

2012 CLIPPERS PITCHING

PITCHERS	W	L	ERA	G	GS	CG	SV	IP	H	R	ER	HR	HB	BB	SO	WP	GO/AO	WHIP
Jeremy Accardo	0	2	2.76	13	0	0	4	16.1	12	7	5	0	1	7	16	1	2.10	1.16
Cody Allen	3	2	2.27	24	0	0	2	31.2	22	8	8	3	0	9	35	0	0.84	0.98
Hector Ambriz	0	1	3.55	20	1	0	1	33.0	29	14	13	3	0	17	25	6	2.00	1.39
Scott Barnes	2	3	3.98	31	3	0	2	52.0	37	26	23	1	4	23	67	3	0.93	1.15
Eric Berger	2	6	5.50	26	13	0	0	88.1	92	55	54	16	1	29	78	8	1.08	1.37
Cole Cook	0	0	0.00	4	2	0	0	12.0	9	0	0	0	0	4	10	0	0.53	1.08
Jose De La Torre	2	0	3.00	18	0	0	2	27.0	23	9	9	2	1	5	30	1	3.67	1.04
Paolo Espino	0	1	6.75	2	2	0	0	6.2	10	8	5	2	1	4	5	1	4.00	2.10
Jeanmar Gomez	6	5	4.41	11	11	1	0	69.1	75	39	34	6	1	17	54	2	1.49	1.33
Nick Hagadone	0	0	0.00	5	0	0	0	7.1	4	0	0	0	0	1	7	0	0.44	0.68
Roberto Hernandez	1	0	4.50	2	2	0	0	12.0	13	6	6	0	0	3	7	1	1.80	1.33
Frank Herrmann	2	2	4.78	42	0	0	8	52.2	58	31	28	8	1	15	58	4	0.77	1.39
David Huff	7	6	4.97	24	22	2	0	134.0	155	78	74	27	2	34	79	7	0.86	1.41
Corey Kluber	11	7	3.59	21	21	1	0	125.1	121	62	50	9	5	49	128	6	1.37	1.36
Kyle Landis	0	0	6.00	1	0	0	0	3.0	2	2	2	1	0	1	2	0	0.40	1.00
Matt Langwell	4	0	3.29	32	0	0	0	54.2	49	21	20	0	7	22	63	2	0.94	1.30
Chen Lee	2	0	2.57	5	0	0	0	7.0	5	2	2	1	0	1	8	1	12.00	0.86
Scott Maine	0	0	0.00	2	0	0	0	2.0	2	0	0	0	0	0	0	0	0.67	1.00
Zach McAllister	5	2	2.98	11	11	0	0	63.1	59	27	21	5	2	19	52	3	0.80	1.23
T.J. McFarland	8	6	4.82	17	17	1	0	102.2	112	55	55	9	1	33	55	5	1.79	1.41
Toru Murata	0	1	5.87	2	2	0	0	7.2	8	5	5	1	0	2	5	0	0.21	1.30
Matt Packer	1	4	5.50	6	6	0	0	34.1	45	21	21	6	0	14	23	1	2.43	1.72
Matt Pagnozzi	0	0	0.00	1	0	0	0	1.0	2	0	0	0	0	0	0	0	1.00	2.00
Rafael Perez	0	0	0.00	2	0	0	0	2.0	1	0	0	0	0	1	1	0	3.00	1.00
Bryan Price	0	1	6.63	13	0	0	0	19.0	27	14	14	2	0	12	17	3	1.22	2.05
Chris Ray	2	4	2.75	33	0	0	11	36.0	33	16	11	1	1	17	30	1	1.55	1.39
J.C. Romero	1	0	2.74	25	1	0	3	23.0	14	7	7	3	1	8	20	0	2.00	0.96
Chris Schwinden	9	9	3.21	25	23	2	0	126.0	126	54	45	11	2	37	99	1	1.67	1.29
Chris Seddon	11	5	3.44	20	20	1	0	123.0	112	55	47	16	2	27	108	2	0.95	1.13
Kevin Slowey	3	3	5.14	8	8	0	0	49.0	52	31	28	7	1	13	34	4	0.69	1.33
Tyler Sturdevant	0	3	6.30	18	0	0	0	20.0	29	14	14	5	0	9	15	2	0.88	1.90
Robinson Tejada	0	0	18.00	1	0	0	0	1.0	3	2	2	1	0	0	1	0	0.00	3.00
Loek Van Mil	0	0	6.48	6	0	0	0	8.1	12	6	6	1	0	7	4	0	1.38	2.28
Dan Wheeler	3	3	2.32	36	0	0	5	42.2	38	14	11	4	3	13	30	0	0.68	1.20
Team Totals	75	69	4.14	1441	1446	34	125	2125	76375	756	142	34	414	104	564	1.44	1.33	



GWINNETT BRAVES

MLB AFFILIATE: ATLANTA BRAVES (1966)

WWW.GWINNETTBRAVES.COM

E-MAIL: GWINNETTINFO@BRAVES.COM

Coolray Field
One Braves Avenue
Lawrenceville, GA 30043

Phone: 678.277.0300

Fax: 678.277.0338

BALLPARK INFORMATION

Ballpark (Opened) 2009
Capacity 10,100
Dimensions (L-C-R)..... 335-400-335

2012 INFORMATION 4TH-IL SOUTH

Record 62-82
Vs. Bulls..... 11-10
Attendance 327,584 (4,680)

FRONT OFFICE

General Manager North Johnson
Media Contact Dave Lezotte
Email..... dave.lezotte@braves.com
Phone..... 678.277.0320
Twitter @GwinnettBraves

FIELD STAFF

Manager..... Randy Ready
Pitching Coach Marty Reed
Hitting Coach..... Jamie Dismuke
Athletic Trainer Mike Graus

BROADCAST

Flagship Station 550 AM
Play-By-Play Tony Schiavone

BASEBALL AMERICA'S TOP PROSPECTS

1. Julio Teheran, RHP
2. Christian Bethancourt, C
3. Lucas Sims, RHP
4. J.R. Graham, RHP
5. Sean Gilmartin, LHP
6. Alex Wood, LHP
7. Mauricio Cabrera, RHP
8. Matt Lipka, OF
9. Todd Cunningham, OF
10. Juan Jaime, RHP

POSTSEASON PLAY

IL Pennants:
Governors' Cup:

2013 SCHEDULE

DATE	H/A	TIME	DATE	H/A	TIME
4/8	H	6:05 PM	7/25	H	7:05 PM
4/9	H	7:05 PM	8/3	H	7:05 PM
4/10	H	1:05 PM	8/4	H	5:05 PM
7/6	A	7:05 PM	8/13	A	6:05 PM
7/7	A	5:05 PM	8/14	A	6:05 PM
7/12	H	7:05 PM	8/15	A	6:05 PM
7/13	H	7:05 PM	8/16	A	7:05 PM
7/14	H	5:05 PM	8/28	A	6:05 PM
7/22	A	6:05 PM	8/29	A	6:05 PM
7/23	A	6:05 PM	8/30	A	7:05 PM
7/24	H	7:05 PM			

2012 vs DURHAM

DATE	RESULT	CITY
4/5	L, 4-3	DUR
4/6	W, 3-0	DUR
4/7	L, 6-5	DUR
4/8	L, 7-4	DUR
4/12	W, 7-1	GWN
4/13	W, 12-7	GWN
4/14	W, 5-0	GWN
4/15	L, 5-1	GWN
7/6	L, 4-1	GWN
7/7	W, 6-5	GWN
7/8	W, 11-9	GWN
7/24	L, 10-8	GWN
7/25	L, 16-8	GWN
7/26	W, 8-1	GWN
7/27	W, 13-1	GWN
8/2	L, 1-0	DUR
8/3	L, 5-3	DUR
8/4	L, 3-2	DUR
8/5	W, 6-4	DUR
8/18	W, 10-5	DUR
8/19	W, 13-10	DUR

2012 BRAVES BATTING

BATTERS	AVG	G	AB	R	H	2B	3B	HR	RBI	TB	BB	SO	SB	CS	OBP	SLG	OPS
J.C. Boscan	.189	70	222	22	42	12	0	3	23	63	19	59	1	0	.264	.284	.548
Jose Constanza	.314	88	344	54	108	10	4	1	27	129	36	43	14	6	.380	.375	.755
Collin DeLome	.125	6	16	4	2	1	0	0	0	3	0	5	0	0	.176	.188	.364
Luis Durango	.289	132	499	68	144	13	5	0	45	167	50	90	46	16	.352	.335	.687
Brian Friday	.213	96	282	38	60	13	2	2	33	83	34	57	10	6	.305	.294	.600
Stefan Gartrell	.251	122	418	67	105	22	1	20	55	189	50	123	10	0	.335	.452	.787
Ruben Gotay	.243	57	181	31	44	8	1	5	22	69	31	46	1	0	.357	.381	.738
Cory Harrilchak	.000	2	8	1	0	0	0	0	0	0	1	3	0	0	.111	.000	.111
Josh Kroeger	.266	95	334	47	89	24	0	11	37	146	39	54	3	6	.341	.437	.778
Christian Marrero	.241	76	216	26	52	14	1	5	35	83	34	44	6	6	.345	.384	.729
Shawn McGill	.143	17	35	6	5	0	0	0	2	5	2	6	1	1	.184	.143	.327
Ernesto Mejia	.296	133	514	73	152	32	1	24	92	258	34	132	10	4	.347	.502	.849
Lyle Overbay	.273	7	22	3	6	3	0	0	3	9	6	6	0	0	.429	.409	.838
Greg Paiml	.212	29	85	11	18	4	0	0	7	22	6	22	2	0	.261	.259	.520
Jordan Parraz	.288	34	118	14	34	6	1	2	9	48	11	26	5	1	.364	.407	.770
Tyler Pastornicky	.268	38	153	15	41	15	1	1	20	61	11	21	3	3	.317	.399	.716
Felix Pie	.285	96	333	39	95	26	7	6	51	153	23	46	16	0	.338	.459	.797
Rusty Ryal	.287	28	101	9	29	8	0	2	12	43	5	24	3	0	.333	.426	.759
Drew Sutton	.241	50	158	21	38	11	2	0	16	53	24	31	3	3	.354	.335	.690
Joey Terdoslavich	.180	53	194	19	35	4	0	4	20	51	19	50	3	0	.252	.263	.515
Terry Tiffiee	.299	34	117	9	35	9	0	2	21	50	3	13	0	1	.314	.427	.741
Josh Wilson	.241	122	407	46	98	26	3	5	43	145	34	97	7	4	.306	.356	.662
Jack Wilson	.188	19	64	7	12	4	0	0	6	16	4	9	1	2	.239	.250	.489
Jose Yopez	.264	79	254	21	67	16	1	3	30	94	26	37	2	1	.354	.370	.724
Lance Zawadzki	.231	48	147	12	34	5	1	3	17	50	7	31	3	1	.271	.340	.611
Team Totals	.258	144	4819	600	1241	258	29	89	570	1824457	1011	141	49	.327	.379	.705	

2012 BRAVES PITCHING

PITCHERS	W	L	ERA	G	GS	CG	SV	IP	H	R	ER	HR	HB	BB	SO	WP	GO/AO	WHIP
Miguel Batista	1	1	3.38	6	4	0	0	24.0	19	9	9	2	1	10	21	1	1.82	1.21
Ryan Buchter	0	2	10.13	9	0	0	0	8.0	10	13	9	1	0	17	5	2	1.63	3.38
Billy Bullock	0	0	11.07	14	0	0	0	20.1	33	25	25	4	1	23	26	2	1.19	2.75
Buddy Carlyle	5	4	3.43	33	1	0	0	76.0	81	33	29	5	1	14	73	0	0.64	1.25
D.J. Carrasco	1	0	9.00	7	0	0	0	8.0	12	8	8	1	0	5	4	0	1.00	2.13
Jaye Chapman	3	6	3.52	40	0	0	7	53.2	46	31	21	3	0	29	60	0	1.50	1.40
Erik Cordier	1	1	4.38	8	4	0	0	24.2	27	15	12	1	1	21	15	1	0.76	1.95
Randall Delgado	4	3	4.06	8	8	1	0	44.1	47	20	20	6	1	21	51	4	1.45	1.53
Yohan Flande	6	11	4.21	29	27	0	0	147.2	153	75	69	11	5	55	106	3	0.92	1.41
Cory Gearrin	3	3	2.30	39	0	0	9	54.2	43	21	14	0	2	22	66	12	1.31	1.19
Sean Gilmartin	1	2	4.78	7	7	0	0	37.2	41	22	20	6	0	13	25	3	2.48	1.43
Tommy Hanson	1	0	0.00	1	1	0	0	5.0	3	0	0	0	0	2	5	0	0.73	1.00
Tim Hudson	2	0	0.84	2	2	0	0	10.2	8	2	1	0	0	5	8	0	2.00	1.22
Dusty Hughes	3	2	3.31	54	0	0	4	65.1	68	30	24	2	3	37	55	0	2.71	1.61
Eric Junge	6	8	4.66	19	18	1	0	104.1	126	67	54	7	3	37	64	4	0.94	1.56
Jair Jurrjens	4	6	4.98	14	14	1	0	72.1	79	47	40	10	1	16	39	3	1.07	1.31
Brent Leach	0	1	189.00	1	1	0	0	0.1	3	7	7	1	0	4	1	1	0.87	21.00
Jose Lugo	2	6	6.50	20	7	0	0	62.1	79	48	45	5	3	37	58	0	0.00	1.86
Cole McCurry	1	2	4.59	19	0	0	1	33.1	26	17	17	1	1	17	23	2	1.25	1.29
Kris Medlen	0	2	4.73	3	3	0	0	13.1	15	7	7	2	1	6	12	0	0.76	1.58
Peter Moylan	0	0	5.68	12	0	0	0	12.2	18	8	8	0	0	5	13	0	5.00	1.82
Todd Redmond	8	11	3.63	26	25	1	0	148.2	150	71	60	18	3	39	136	1	1.27	1.27
Jason Rice	1	1	3.38	16	0	0	0	18.2	20	10	7	0	0	15	18	4	0.46	1.88
Daniel Rodriguez	0	0	1.50	2	1	0	0	6.0	5	2	1	1	0	7	4	0	1.17	2.00
Adam Russell	3	3	7.28	31	0	0	1	38.1	52	34	31	1	1	26	37	2	1.39	2.03
Andrew Russell	1	1	1.75	20	0	0	2	25.2	19	6	5	1	5	11	13	0	2.44	1.17
Ben Swaggerty	0	0	4.32	6	0	0	0	8.1	7	5	4	2	0	6	9	0	2.40	1.56
Julio Teheran	7	9	5.08	26	26	1	0	131.0	146	81	74	18	15	43	97	4	0.77	1.44
Anthony Varvaro	0	2	2.23	33	1	0	6	44.1	39	12	11	1	1	24	47	1	0.71	1.42
Jonny Venters	0	0	0.00	1	1	0	0	1.0	0	0	0	0	0	0	0	0	0.50	0.00
Josh Wilson	0	0	0.00	3	0	0	0	1.2	2	0	0	0	0	1	0	1	0.25	1.80
Team Totals	62	82	4.41	1441	1445	29	1251	1330707	614	103	48	557	104454	1.30	1.51			



INDIANAPOLIS INDIANS

MLB AFFILIATE: PITTSBURGH PIRATES (2005)

WWW.INDYINDIANS.COM

E-MAIL: INDIANS@INDYINDIANS.COM

Victory Field
501 West Maryland Street
Indianapolis, IN 46225

Phone: 317.269.3542

Fax: 317.269.3541

BALLPARK INFORMATION

Ballpark (Opened) 1996
Capacity 12,496
Dimensions (L-C-R)..... 320-402-320

POSTSEASON PLAY

IL Pennants: 1963, 2000
Governors' Cup: 1963, 2000

2012 INFORMATION 1ST-IL WEST

Record 89-55
Vs. Bulls..... 3-5
Attendance 595,043 (8,501)

FRONT OFFICE

General Manager Cal Bureson
Media Contact Brian Bosma
Email..... bbosma@IndyIndians.com
Phone..... 317.269.2281
Twitter @IndyIndians

2013 SCHEDULE

DATE	H/A	TIME
6/4	A	7:05 PM
6/5	A	1:35 PM
6/6	A	7:05 PM
6/7	A	7:15 PM
6/13	H	7:05 PM
6/14	H	7:05 PM
6/15	H	7:05 PM
6/16	H	5:05 PM

FIELD STAFF

Manager..... Dean Treanor
Pitching Coach Tom Filer
Hitting Coach..... Mike Pagliarulo
Athletic Trainer Bryan Housand

BROADCAST

Flagship Station 1260 AM
Play-By-Play Howard Kellman, Will Fleming

2012 VS DURHAM

DATE	RESULT	CITY
4/27	W, 13-2	DUR
4/28	W, 2-0	DUR
4/29	W, 2-0	DUR
4/30	L, 1-0	DUR
5/28	W, 7-4	IND
5/29	W, 3-1	IND
5/30	L, 5-4	IND
5/31	W, 4-0	IND

BASEBALL AMERICA'S TOP PROSPECTS

- Gerrit Cole, RHP
- Jameson Taillon, RHP
- Alen Hanson, SS
- Gregory Polanco, OF
- Luis Heredia, RHP
- Josh Bell, OF
- Kyle McPherson, RHP
- Barrett Barnes, OF
- Justin Wilson, LHP
- Wyatt Mathisen, C

2012 INDIANS BATTING

BATTERS	AVG	G	AB	R	H	2B	3B	HR	RBI	TB	BB	SO	SB	CS	OBP	SLG	OPS
Brandon Boggs	.259	127	409	64	106	24	5	9	57	167	62	120	6	8	.359	.408	.767
Ramon Cabrera	.400	1	5	1	2	1	0	0	0	3	0	0	0	0	.400	.600	1.000
Jeff Clement	.276	112	416	58	115	35	2	16	57	202	41	101	1	0	.340	.486	.825
Matt Curry	.400	2	5	0	2	0	0	0	2	2	1	1	0	1	.500	.400	.900
Miles Durham	.143	19	42	4	6	1	0	0	2	7	2	18	2	1	.200	.167	.367
Nick Evans	.197	19	71	8	14	3	0	2	9	23	7	14	0	0	.263	.324	.586
Jeremy Farrell	.207	8	29	2	6	1	0	0	3	7	2	6	0	0	.281	.241	.523
Jake Fox	.247	51	154	18	38	14	0	2	20	58	13	30	0	0	.316	.377	.693
Brian Friday	.213	96	282	38	60	13	2	2	33	83	34	57	10	6	.305	.294	.600
Eric Fryer	.204	65	162	14	33	7	0	0	10	40	10	38	1	0	.257	.247	.504
Matt Hague	.283	91	367	41	104	13	0	4	54	129	26	50	3	1	.332	.351	.683
Hernandez, And.	.328	105	369	43	99	9	5	1	39	121	18	58	3	4	.301	.328	.629
Gorkys Hernandez	.257	67	237	43	61	11	2	2	25	82	34	64	13	7	.353	.346	.699
Brock Holt	.432	24	95	13	41	7	0	1	7	51	9	5	2	2	.476	.537	1.013
Jeff Larish	.182	61	181	22	33	13	1	2	24	54	33	65	0	1	.308	.298	.607
Hector Luna	.297	66	236	38	70	13	2	8	33	111	16	41	2	0	.342	.470	.813
Christian Marrero	.241	76	216	26	52	14	1	5	35	83	34	44	6	6	.345	.384	.729
Starling Marte	.286	99	388	64	111	21	13	12	62	194	28	91	21	12	.347	.500	.847
Dallas McPherson	.265	81	306	45	81	16	1	17	62	150	37	115	3	1	.344	.490	.834
Jordy Mercer	.287	56	209	28	60	14	1	4	27	88	20	45	3	5	.357	.421	.778
Jose Morales	.256	58	158	12	42	6	1	1	31	53	24	35	0	0	.360	.335	.695
Yamaico Navarro	.279	66	222	41	62	14	3	9	35	109	32	41	9	4	.366	.491	.857
Miguel Perez	.333	4	6	1	2	0	0	0	0	2	2	1	0	0	.500	.333	.833
Greg Picart	.250	1	4	0	1	0	0	0	0	1	0	0	0	0	.250	.250	.500
Alex Presley	.307	40	153	24	47	3	4	5	22	73	24	26	7	2	.399	.477	.876
Tony Sanchez	.233	62	206	21	48	12	0	8	26	84	23	46	0	0	.316	.408	.724
Drew Sutton	.241	50	158	21	38	11	2	0	16	53	24	31	3	3	.354	.335	.690
Jose Tabata	.297	41	158	21	47	9	0	0	15	56	10	20	5	2	.353	.354	.707
Kris Watts	.250	9	24	3	6	1	0	0	4	7	4	2	0	0	.357	.292	.649
Chase d'Arnaud	.252	98	381	63	96	24	4	6	38	146	37	93	34	5	.325	.383	.709
Team Totals	.260	144	4863	662	1263	256	44	91	619	1880	513	1108	123	62	.334	.387	

2012 INDIANS PITCHING

PITCHERS	W	L	ERA	G	GS	CG	SV	IP	H	R	ER	HR	HB	BB	SO	WP	GO/AO	WHIP
Tim Alderson	0	0	4.50	2	0	0	0	4.0	5	2	2	1	0	2	4	0	1.67	1.75
Brandon Boggs	0	0	0.00	1	0	0	0	1.0	0	0	0	0	0	0	0	0	2.00	0.00
A.J. Burnett	0	1	11.25	1	1	0	0	4.0	7	5	5	2	0	4	0	0	1.50	2.75
Daniel Cabrera	6	6	4.58	20	20	1	0	108.0	112	57	55	6	8	40	71	9	1.12	1.41
Gerrit Cole	1	0	4.50	1	1	0	0	6.0	6	3	3	0	0	1	7	0	1.00	1.17
Jose Diaz	1	2	3.60	41	0	0	3	45.0	43	19	18	3	4	19	37	3	0.71	1.38
Jared Hughes	0	0	0.00	2	0	0	0	2.0	1	0	0	0	0	1	3	0	2.00	1.00
Phil Irwin	3	0	2.57	4	4	0	0	21.0	20	8	6	1	1	7	28	1	0.94	1.29
Kris Johnson	5	2	4.53	20	4	0	0	45.2	42	25	23	7	1	18	33	2	1.33	1.31
Jeff Karstens	0	2	4.61	3	3	0	0	13.2	11	13	7	1	1	3	13	1	3.00	1.02
Logan Kensing	0	0	4.09	11	0	0	0	11.0	8	5	5	1	1	5	10	0	2.00	1.18
Jeff Larish	0	0	0.00	1	0	0	1	0.1	0	0	0	0	0	1	0	0	0.00	3.00
Chris Leroux	4	0	3.11	21	7	0	0	63.2	52	22	22	6	8	14	56	10	1.74	1.04
Brad Lincoln	1	0	2.25	2	2	0	0	12.0	10	3	3	0	2	0	9	0	2.13	0.83
Jeff Locke	10	5	2.48	24	24	0	0	141.2	126	42	39	9	7	43	131	2	0.96	1.19
Shairon Martis	4	3	5.51	14	10	0	0	67.0	72	43	41	12	0	21	46	0	0.67	1.39
Daniel McCutchen	7	2	2.98	36	1	0	3	63.1	54	25	21	3	3	14	55	2	0.81	1.07
Kyle McPherson	0	1	0.98	3	3	0	0	18.1	11	3	2	1	0	4	17	1	0.61	0.82
Evan Meek	3	2	2.74	36	0	0	1	46.0	33	16	14	3	4	26	41	3	2.62	1.28
Bryan Morris	2	2	2.67	46	0	0	5	81.0	76	32	24	8	0	17	79	9	1.96	1.15
Charlie Morton	0	0	1.17	1	1	0	0	7.2	6	1	1	0	0	1	8	0	2.50	0.91
Daniel Moskos	2	3	4.19	30	0	0	2	34.1	39	18	16	2	1	22	32	3	0.30	1.78
Rudy Owens	8	5	3.14	19	19	1	0	117.1	112	42	41	12	6	25	85	6	0.63	1.17
Chad Qualls	0	0	0.00	1	1	0	0	1.0	0	0	0	0	0	0	3	7	0.82	0.00
Jo-Jo Reyes	6	2	2.67	17	9	1	0	54.0	51	16	16	5	1	13	43	0	0.00	1.19
Doug Slaten	3	3	2.11	40	0	0	10	42.2	30	11	10	5	2	13	24	2	0.89	1.01
Duke Welker	0	1	2.27	26	0	0	0	31.2	24	8	8	1	1	18	30	1	1.61	1.33
Justin Wilson	9	6	3.78	29	25	1	0	135.2	91	60	57	12	7	66	138	5	1.14	1.16
Tim Wood	6	6	2.19	54	0	0	21	70.0	55	22	17	3	1	23	67	4	1.11	1.11
Rick van den Hurk	13	5	2.92	21	19	0	0	123.1	112	46	40	8	11	35	113	5	1.14	1.19
Team Totals	89	55	3.15	144	144	16	44	1293	1119	500	452	102	70	425	1123	76	1.42	1.19



LEHIGH VALLEY IRONPIGS

MLB AFFILIATE: PHILADELPHIA PHILLIES (2008)

WWW.IRONPIGSBASEBALL.COM

E-MAIL: INFO@IRONPIGSBASEBALL.COM

Coca-Cola Park
1050 IronPigs Way
Allentown, PA 18109

Phone: 610.841.7447

Fax: 610.841.1509

BALLPARK INFORMATION

Ballpark (Opened) 2008
Capacity 10,000
Dimensions (L-C-R)..... 334-400-325

POSTSEASON PLAY

IL Pennants: -
Governors' Cup: -

2012 INFORMATION 3RD-IL NORTH

Record 75-68
Vs. Bulls..... 4-4
Attendance 628,925 (9,249)

FRONT OFFICE

General Manager..... Kurt Landes
Media Contact Matt Provence
Email..... mprovence@ironpigsbaseball.com
Phone..... 610.841.2281
Twitter @IronPigs

2013 SCHEDULE

DATE	H/A	TIME
5/10	H	7:05 PM
5/11	H	5:05 PM
5/12	H	5:05 PM
5/13	H	1:05 PM
6/25	A	7:05 PM
6/26	A	7:05 PM
6/27	A	7:05 PM
6/28	A	7:05 PM

FIELD STAFF

Manager..... Dave Brundage
Pitching Coach Ray Burris
Hitting Coach..... Sal Rende
Athletic Trainer..... Chris Mudd

BROADCAST

Flagship Station 1230 -1320 AM
Play-By-Play Matt Provence, Matt Sutor

2012 VS DURHAM

DATE	RESULT	CITY
6/14	L, 12-2	LHV
6/15	W, 4-1	LHV
6/16	L, 3-0	LHV
6/17	W, 2-1	LHV
7/16	W, 6-3	DUR
7/17	L, 8-6	DUR
7/18	L, 6-4	DUR
7/19	W, 10-1	DUR

BASEBALL AMERICA'S TOP PROSPECTS

- Jesse Biddle, LHP
- Ethan Martin, RHP
- Tommy Joseph, C
- Jonathan Pettibone, RHP
- Roman Quinn, SS
- Larry Greene, OF/1B
- Adam Morgan, LHP
- Sebastian Valle, C
- Cody Asche, 3B
- Austin Wright, LHP

2012 IRONPIGS BATTING

BATTERS	AVG	G	AB	R	H	2B	3B	HR	RBI	TB	BB	SO	SB	CS	OBP	SLG	OPS
Jeremy Barnes	.000	2	2	1	0	0	0	0	0	0	1	2	0	0	.333	.000	.333
Andres Blanco	.235	120	413	47	97	14	1	10	40	143	39	77	6	5	.301	.346	.648
Dominic Brown	.286	60	220	33	63	13	2	5	28	95	17	42	4	6	.335	.432	.767
Mike Fontenot	.308	16	52	5	16	6	0	1	7	25	5	11	0	0	.368	.481	.849
Jake Fox	.247	51	154	18	38	14	0	2	20	58	13	30	0	0	.316	.377	.693
Kevin Frandsen	.302	99	391	38	118	34	0	1	33	155	14	31	2	4	.337	.396	.733
Tuffy Gosewisch	.192	65	213	22	41	13	0	4	20	66	9	42	0	0	.241	.310	.551
Cesar Hernandez	.248	30	121	13	30	4	1	0	6	36	4	11	5	3	.270	.298	.567
Ryan Howard	.417	4	12	1	5	1	0	1	6	9	2	1	0	0	.500	.750	1.250
Kyle Hudson	.264	109	406	48	107	5	2	0	25	116	43	74	22	11	.335	.286	.621
Tug Hulett	.325	37	120	18	39	5	1	2	17	52	9	24	1	0	.369	.433	.803
Tim Kennelly	.189	17	53	3	10	2	0	1	5	15	2	8	1	0	.218	.283	.501
Erik Kratz	.266	37	124	17	33	10	0	8	30	67	10	20	0	0	.326	.540	.867
Hector Luna	.297	66	236	38	70	13	2	8	33	111	16	41	2	0	.342	.470	.813
Michael Martinez	.271	32	107	12	29	4	2	2	15	43	10	12	3	1	.331	.402	.732
Derrick Mitchell	.218	72	238	24	52	11	0	7	35	84	19	53	8	3	.279	.353	.632
Lou Montanez	.136	17	44	3	6	1	0	0	1	7	8	9	0	0	.264	.159	.423
Laynece Nix	.250	2	8	1	2	0	0	0	0	2	1	3	0	0	.333	.250	.583
Jake Opitz	.000	2	2	0	0	0	0	0	0	0	0	0	0	0	.000	.000	.000
Pete Orr	.258	81	302	43	78	13	2	4	33	107	23	53	16	2	.314	.354	.668
Cody Overbeck	.249	133	458	58	114	27	2	14	71	187	39	113	0	0	.307	.408	.716
Scott Podsednik	.242	48	165	23	40	3	1	1	15	48	16	25	10	3	.308	.291	.599
Jason Pridie	.298	49	178	17	53	7	3	5	22	81	16	38	4	0	.356	.455	.811
Nate Schierholtz	.118	4	17	1	2	0	0	0	1	2	0	3	0	0	.118	.118	.235
Michael Spidale	.268	75	228	24	61	7	0	1	8	71	6	20	7	6	.291	.311	.603
John Suomi	.265	64	196	27	52	13	0	4	18	77	13	29	1	1	.311	.393	.704
Steve Susdorf	.282	84	266	38	75	18	0	1	26	96	27	42	4	4	.350	.361	.711
Rich Thompson	.310	93	339	47	105	17	2	30	142	29	53	29	7	0	.376	.419	.795
Joe Thurston	.139	26	72	9	10	1	0	2	4	17	12	16	1	0	.267	.236	.504
Chase Utley	.400	1	5	1	2	0	0	1	1	5	0	2	0	0	.400	1.000	1.400
Sebastian Valle	.218	22	78	7	17	2	0	4	13	31	2	31	0	1	.232	.397	.629
Team Totals	.257	1434	690	551	1203	235	19	84	509	1728	349	851	93	46	.311	.368	

2012 IRONPIGS PITCHING

PITCHERS	W	L	ERA	G	GS	CG	SV	IP	H	R	ER	HR	HB	BB	SO	WP	GO/AO	WHIP
Phillippe Aumont	3	1	4.26	41	0	0	15	44.1	34	23	21	3	5	34	59	15	1.84	1.53
Tyson Brummett	4	6	3.63	34	7	0	1	72.0	67	33	29	2	3	27	65	4	1.33	1.31
Dave Bush	4	3	3.16	11	11	1	0	62.2	69	27	22	5	3	8	37	1	1.48	1.23
Michael Cisco	2	0	2.67	17	0	0	1	30.1	27	12	9	4	2	11	18	0	1.21	1.25
Tyler Cloyd	12	1	2.35	22	22	1	0	142.0	105	39	37	14	4	38	93	1	1.11	1.01
Tom Cochran	9	5	3.96	25	23	0	0	127.1	107	63	56	10	5	70	106	3	0.82	1.39
Justin De Fratus	0	1	2.49	17	0	0	3	21.2	15	6	6	2	0	3	22	2	1.93	0.83
Jake Diekman	1	1	1.69	25	0	0	7	26.2	19	5	5	0	2	13	37	0	1.53	1.20
Ryan Duke	0	0	0.00	1	0	0	0	2.0	1	0	0	0	0	2	2	0	0.33	1.50
Scott Elarton	6	11	5.41	26	26	0	0	136.1	160	93	82	13	9	54	88	9	0.70	1.57
Justin Friend	2	1	4.40	12	0	0	1	14.1	21	8	7	1	0	3	13	0	0.93	1.67
Frank Gailey	0	0	9.00	1	0	0	0	1.0	3	1	1	0	0	0	0	0	2.00	3.00
Mario Hollands	0	2	9.24	3	3	0	0	12.2	21	13	13	4	0	4	10	1	0.87	1.97
Jeremy Horst	2	1	2.11	26	0	0	2	38.1	43	11	9	3	2	18	32	0	0.90	1.59
Tug Hulett	0	0	0.00	1	0	0	0	1.0	0	0	0	0	0	0	1	0	1.00	0.00
Austin Hyatt	2	7	6.33	11	11	0	0	54.0	62	45	38	10	1	26	35	0	0.56	1.63
Pat Misch	7	12	4.98	21	21	0	0	112.0	132	73	62	16	6	29	81	1	1.87	1.44
Juan Morillo	1	0	3.07	8	0	0	0	14.2	10	5	5	0	0	11	22	2	0.83	1.43
Jonathan Pettibone	4	1	2.55	7	7	1	0	42.1	31	12	12	0	0	22	32	2	1.53	1.25
David Purcey	1	4	4.37	47	1	0	0	57.2	57	28	28	2	8	33	63	9	0.68	1.56
J.C. Ramirez	3	2	4.28	29	0	0	1	40.0	36	19	19	3	2	17	34	5	0.83	1.33
B.J. Rosenberg	4	2	2.00	20	6	0	0	54.0	49	14	12	4	3	16	63	2	1.43	1.20
Brian Sanches	3	2	2.50	25	1	0	0	39.2	41	15	11	2	1	8	31	1	1.13	1.24
Joe Savery	1	1	4.24	20	0	0	2	23.1	27	14	11	3	1	9	26	1	1.93	1.54
Michael Schwimer	2	1	3.93	15	0	0	6	18.1	17	11	8	2	1	5	19	0	1.18	1.20
Raul Valdes	1	2	2.70	16	0	0	3	30.0	26	12	9	3	0	2	41	1	0.61	0.93
Matt Wright	1	1	3.09	7	4	0	0	23.1	18	8	8	2	0	7	17	0	1.17	1.07
Team Totals	75	68	3.771	143	143	12	42	1242	1198	590	520	108	58	470	1047	60	1.38	1.34



LOUISVILLE BATS

MLB AFFILIATE: CINCINNATI REDS (2000)

WWW.BATSBASEBALL.COM

E-MAIL: INFO@BATSBASEBALL.COM

Louisville Slugger Field
401 East Main Street,
Louisville, KY 40202

Phone: 502.212.2287

Fax: 505.515.2255

BALLPARK INFORMATION

Ballpark (Opened) 2000
Capacity 13,131
Dimensions (L-C-R)..... 325-400-340

2012 INFORMATION

4TH-IL WEST

Record51-93
Vs. Bulls.....2-6
Attendance570,003 (8,143)

POSTSEASON PLAY

IL Pennants: 1972, 2001

Governors' Cup: 2001

FRONT OFFICE

General Manager Dale Owens
Media Contact Chadwick Fischer
Email..... cfisher@batsbaseball.com
Phone..... 502.614.4524
Twitter @LouisvilleBats

2013 SCHEDULE

DATE	H/A	TIME
6/8	A	6:05 PM
6/9	A	6:05 PM
6/10	A	7:05 PM
6/11	A	7:05 PM
6/17	H	7:05 PM
6/18	H	7:05 PM
6/19	H	7:05 PM
6/20	H	7:05 PM

FIELD STAFF

Manager..... Jim Riggleman
Pitching Coach Ted Power
Hitting Coach..... Tony Jaramillo
Athletic Trainer Jimmy Mattocks

BROADCAST

Flagship Station790 AM
Play-By-PlayMatt Andrews, Nick Curran

2012 vs DURHAM

DATE	RESULT	CITY
5/1	L, 5-4	DUR
5/2	L, 7-5	DUR
5/3	W, 4-3	DUR
5/4	L, 7-1	DUR
6/1	L, 3-1	LOU
6/2	L, 8-3	LOU
6/3	W, 7-0	LOU
6/4	L, 2-1	LOU

BASEBALL AMERICA'S TOP PROSPECTS

1. Billy Hamilton, SS
2. Tony Cingrani, LHP
3. Robert Stephenson, RHP
4. Daniel Corcino, RHP
5. Nicholas Trivieso, RHP
6. Kyle Lotzkar, RHP
7. Ryan Wright, 2B
8. Sean Buckley, 3B
9. Sal Romano, RHP
10. Henry Rodriguez, 2B

2012 BATS BATTING

BATTERS	AVG	G	AB	R	H	2B	3B	HR	RBI	TB	BB	SO	SB	CS	OBP	SLG	OPS
Mike Costanzo	.262	96	313	41	82	18	1	9	38	129	43	79	0	4	.355	.412	.767
Danny Dorn	.252	116	393	50	99	25	2	14	49	170	50	108	5	2	.344	.433	.777
Todd Frazier	.231	10	39	4	9	2	0	1	7	14	2	11	3	0	.268	.359	.627
Joey Gathright	.299	40	147	9	44	7	0	0	16	51	7	29	4	2	.346	.347	.693
Didi Gregorius	.243	48	185	25	45	10	3	6	23	79	12	31	0	2	.288	.427	.715
Willie Harris	.224	74	250	22	56	13	0	3	20	78	23	52	4	3	.295	.312	.607
Paul Janish	.237	49	169	27	40	12	1	4	11	66	20	26	0	1	.332	.391	.722
Daryl Jones	.187	27	91	16	17	5	1	3	9	33	11	31	7	1	.282	.363	.644
Devin Mesoraco	.167	5	18	0	3	1	0	0	0	4	1	2	0	0	.211	.222	.433
Corky Miller	.235	89	243	20	57	8	0	7	29	86	57	46	2	1	.386	.354	.740
Dioner Navarro	.319	62	207	24	66	12	0	5	32	93	23	24	0	0	.382	.449	.832
Kristopher Negron	.218	74	284	34	62	13	2	6	20	97	22	77	17	3	.287	.342	.628
Xavier Paul	.332	66	238	34	79	18	1	9	48	126	20	46	9	3	.388	.529	.918
Brian Peacock	.203	32	69	7	14	4	0	2	8	24	5	19	0	1	.253	.348	.601
Felix Perez	.301	116	392	46	118	25	1	4	35	157	23	63	5	5	.348	.401	.749
Yordany's Perez	.000	3	8	0	0	0	0	0	0	0	0	4	0	0	.111	.000	.111
P.J. Phillips	.143	4	14	0	2	0	0	0	1	2	0	3	0	1	.133	.143	.276
Denis Phipps	.221	92	357	48	79	19	0	15	45	143	33	103	4	2	.293	.401	.693
Cody Puckett	.219	91	310	38	68	12	1	9	45	109	25	81	8	1	.278	.352	.629
Bill Rhinehart	.233	92	292	32	68	14	1	8	26	108	31	64	1	3	.310	.370	.680
Henry Rodriguez	.244	51	213	23	52	10	0	3	20	71	6	35	5	4	.264	.333	.597
Miguel Rojas	.186	44	129	9	24	3	0	1	7	30	7	16	0	0	.226	.233	.459
Scott Rolan	.333	2	6	1	2	0	0	1	3	5	0	2	0	0	.333	.833	1.167
Neftali Soto	.245	122	465	55	114	30	0	14	59	186	41	116	2	1	.313	.400	.713
Chris Valaika	.223	85	291	30	65	14	2	6	29	101	15	63	2	3	.268	.347	.615
Joey Votto	.167	2	6	1	1	0	0	1	1	4	0	4	0	0	.167	.667	.833
Team Totals	.241	144	4837	552	1167	249	14	116	516	1792	442	1092	68	40	.310	.370	

2012 BATS PITCHING

PITCHERS	W	L	ERA	G	GS	CG	SV	IP	H	R	ER	HR	HB	BB	SO	WP	GO/AO	WHIP
James Allen,	0	0	12.00	1	0	0	0	3.0	8	4	4	0	0	3	1	0	1.67	3.67
Luis Atilano	0	1	15.43	1	0	0	0	2.1	5	4	4	0	1	2	0	0	2.00	3.00
Andrew Brackman	1	3	9.87	5	5	0	0	17.1	18	19	19	3	3	16	13	0	1.50	1.96
Bill Bray	1	0	9.00	14	0	0	0	12.0	17	14	12	1	0	12	10	9	1.12	2.42
Scott Carroll	4	6	4.74	34	8	0	0	87.1	90	47	46	10	2	34	63	0	1.00	1.42
Nick Christiani	2	5	3.34	54	0	0	1	72.2	84	34	27	4	2	29	35	3	0.71	1.56
Ryan Feierabend	1	4	6.75	7	7	0	0	34.2	45	29	26	11	2	17	25	0	2.00	1.79
Carlos Fisher	0	2	4.61	52	0	0	0	66.1	57	36	34	6	2	57	64	1	0.94	1.72
Jeff Francis	3	6	3.72	12	12	1	0	77.1	84	33	32	6	1	18	65	2	1.33	1.32
Sean Gallagher	10	9	4.92	26	26	0	0	139.0	134	78	76	18	8	75	84	1	3.00	1.50
Tim Gustafson	5	7	5.56	18	18	0	0	87.1	101	59	54	13	2	42	58	0	2.00	1.64
J.J. Hoover	4	0	1.22	30	0	0	13	37.0	15	9	5	1	1	12	55	0	0.00	0.73
Donnie Joseph	4	1	2.86	18	0	0	5	22.0	22	8	7	0	0	9	22	10	1.74	1.41
Josh Judy	2	2	6.99	40	0	0	1	56.2	68	44	44	6	2	30	56	0	2.13	1.73
Ron Mahay	1	0	4.50	14	1	0	0	18.0	21	10	9	0	0	10	16	0	0.96	1.72
Nick Masset	0	1	8.10	6	2	0	0	6.2	7	6	6	0	1	3	9	0	0.67	1.50
Corky Miller	0	0	0.00	1	0	0	0	1.0	0	0	0	0	0	0	0	2	0.81	0.00
Wirfin Obispo	0	1	6.05	10	3	0	0	19.1	19	14	13	0	0	15	14	1	0.61	1.76
Will Ohman	0	1	4.09	15	0	0	0	11.0	17	5	5	0	1	10	17	3	2.62	2.45
Logan Ondrusek	0	1	9.00	3	0	0	0	4.0	8	4	4	1	0	4	5	9	1.96	3.00
Todd Redmond	8	11	3.63	26	25	1	0	148.2	150	71	60	18	3	39	136	0	2.50	1.27
Chad Reineke	5	11	4.57	27	26	0	0	151.2	174	86	77	16	3	45	108	3	0.30	1.44
Jordan Smith	3	3	4.76	51	0	0	13	56.2	67	31	30	2	3	16	36	6	0.63	1.46
Kanekoa Texeira	0	3	2.72	34	3	0	1	56.1	47	19	17	2	1	27	35	7	0.82	1.31
Brett Tomko	0	6	3.78	12	12	0	0	66.2	66	28	28	4	2	33	48	2	0.89	1.49
Pedro Villarreal	3	12	4.61	20	20	0	0	113.1	129	70	58	9	3	32	81	1	1.61	1.42
Travis Webb	2	6	4.81	54	1	0	0	58.0	47	34	31	7	4	34	67	5	1.14	1.40
Team Totals	51	93	4.71	144	144	3	34	1273	1354	725	666	121	44	578	991	76	1.42	1.52



NORFOLK TIDES

MLB AFFILIATE: BALTIMORE ORIOLES (2007)

WWW.NORFOLKTIDES.COM

E-MAIL: RECEPTIONIST@NORFOLKTIDES.COM

Harbor Park
150 Park Ave.
Norfolk, VA 23510

Phone: 757.622.2222
Fax: 757.624.9090

BALLPARK INFORMATION

Ballpark (Opened) 1993
Capacity 12,067
Dimensions (L-C-R).....333-410-318

2012 INFORMATION **2ND-IL SOUTH**
Record74-70
Vs. Bulls.....11-11
Attendance389,188 (5,560)

FRONT OFFICE

General ManagerJoe Gregory
Media Contact Ian Locke
Email.....ilocke@norfolktides.com
Phone..... ext. 125
Twitter@NorfolkTides

FIELD STAFF

Manager.....Ron Johnson
Pitching Coach Mike Griffin
Hitting Coach.....Denny Walling
Coach..... Jose Hernandez
Athletic TrainerMark Shires

BROADCAST

Flagship Station 94.1 FM
Play-By-Play ... Michaud Rosenfield, Dave Rosenfield

BASEBALL AMERICA'S TOP PROSPECTS

1. Dylan Bundy, RHP
2. Kevin Gausman, RHP
3. Eduardo Rodriguez, LHP
4. Jonathan Schoop, IF
5. Nick Delmonico, IF
6. L.J. Hoes, IF/OF
7. Xavier Avery, OF
8. Branden Kline, RHP
9. Mike Wright, RHP
10. Glynn Davis, OF

POSTSEASON PLAY

IL Pennants: 1969, 1975, 1987

Governors'

Cup: 1972, 1975, 1982,
1983, 1985

2013 SCHEDULE

DATE	H/A	TIME	DATE	H/A	TIME
4/4	A	7:05 PM	5/21	A	6:35 PM
4/5	A	7:05 PM	5/22	A	6:35 PM
4/6	A	7:05 PM	7/4	H	6:05 PM
4/7	A	1:05 PM	7/5	H	7:05 PM
4/11	H	7:05 PM	8/22	A	7:05 PM
4/12	H	7:05 PM	8/23	A	7:05 PM
4/19	H	7:05 PM	8/24	H	7:05 PM
4/20	H	5:05 PM	8/25	H	5:05 PM
4/21	H	5:05 PM	8/31	A	7:05 PM
5/18	H	7:05 PM	8/29	A	6:05 PM
5/19	H	5:05 PM	8/30	A	12:05 PM

2012 vs DURHAM

DATE	RESULT	CITY
4/24	W, 8-5	NOR
4/25	W, 4-2	NOR
5/5	SUSPEND	DUR
5/6	W, 5-2	DUR
5/6	W, 2-1	DUR
5/24	W, 4-0	DUR
5/25	L, 4-3	DUR
5/26	L, 5-1	NOR
5/27	L, 3-1	NOR
7/4	L, 8-2	DUR
7/5	W, 10-5	DUR
7/28	L, 8-0	NOR
7/29	W, 8-7	NOR
7/30	W, 7-6	NOR
7/31	L, 1-0	NOR
8/22	L, 2-0	DUR
8/23	L, 3-2	DUR
8/24	L, 8-3	DUR
8/25	L, 5-3	DUR
8/26	L, 4-3	DUR
8/28	PPD	NOR
8/29	W, 1-0 (#1)	NOR
8/29	W, 3-0 (#2)	NOR
8/30	W, 3-1	NOR

2012 TIDES BATTING

BATTERS	AVG	G	AB	R	H	2B	3B	HR	RBI	TB	BB	SO	SB	CS	OBP	SLG	OPS
Ryan Adams	.224	65	232	26	52	18	0	4	20	82	27	60	2	2	.312	.353	.665
Matt Antonelli	.201	44	154	22	31	5	1	2	11	44	24	32	1	2	.324	.286	.610
Xavier Avery	.236	102	390	57	92	13	5	8	34	139	51	106	22	7	.330	.356	.686
Josh Barfield	.000	4	8	0	0	0	0	0	0	0	1	3	0	0	.111	.000	.111
Scott Beerer	.215	18	65	6	14	2	1	0	7	18	2	5	0	0	.250	.277	.527
Josh Bell	.094	9	32	2	3	2	0	1	3	8	7	8	0	1	.256	.250	.506
Endy Chavez	.149	15	47	2	7	3	0	0	4	10	2	6	0	0	.192	.213	.405
Blake Davis	.251	108	355	33	89	17	4	3	38	123	25	61	6	0	.299	.346	.646
Luis Exposito	.265	58	215	27	57	13	1	6	24	90	19	37	0	2	.323	.419	.742
Ryan Flaherty	.289	9	38	5	11	1	1	2	3	20	2	9	0	0	.341	.526	.868
Lew Ford	.331	62	242	35	80	14	3	11	40	133	23	43	8	2	.390	.550	.939
Bill Hall	.246	90	342	38	84	18	0	15	45	147	26	141	2	1	.300	.430	.730
John Hester	.265	10	34	7	9	4	0	1	1	16	3	8	0	0	.342	.471	.813
L.J. Hoess	.300	82	317	54	95	14	4	3	38	126	34	43	8	7	.374	.397	.771
Jamie Hoffmann	.254	110	366	49	93	19	2	11	44	149	54	74	9	2	.347	.407	.754
Caleb Joseph	.206	22	68	6	14	4	1	0	7	20	8	10	0	0	.289	.294	.584
Ty Kelly	.278	11	36	3	10	1	0	1	2	14	4	3	1	0	.350	.389	.739
Joe Mahoney	.265	132	491	54	130	29	1	10	56	191	35	95	4	2	.319	.389	.708
Nate McLouth	.244	47	180	29	44	5	2	10	33	83	18	26	5	0	.325	.461	.786
Jai Miller	.196	53	179	20	35	10	1	8	21	71	27	95	3	1	.308	.397	.705
Ronny Paulino	.287	40	150	13	43	9	1	1	15	57	13	25	0	0	.341	.380	.721
Antoan Richardson	.160	9	25	4	4	0	0	0	0	4	7	6	1	0	.344	.160	.504
Brian Roberts	.238	5	21	2	5	2	0	0	1	7	2	4	0	0	.304	.333	.638
Chris Robinson	.232	52	177	18	41	10	2	0	18	55	15	27	0	2	.298	.311	.609
Carlos R Rojas	.208	39	106	8	22	2	0	0	7	24	9	20	0	0	.270	.226	.496
Bobby Stevens	.111	3	9	0	1	1	0	0	0	2	0	1	0	0	.200	.222	.422
Miguel Tejada	.259	36	135	10	35	5	0	0	18	40	11	16	1	0	.325	.296	.621
Scott Thomas	.143	5	14	2	2	0	0	0	0	2	0	5	0	0	.143	.143	.286
Steve Tolleson	.278	50	162	15	45	8	0	1	21	56	23	32	3	2	.358	.346	.704
Brandon Waring	.248	66	234	44	58	12	0	13	33	109	23	86	0	1	.337	.466	.803
Zelous Wheeler	.231	14	52	6	12	2	0	1	3	17	5	8	0	1	.310	.327	.637
Team Totals	.250	144	4831	586	1208	240	29	111	544	1839	495	1091	76	35	.324	.381	.705

2012 TIDES PITCHING

PITCHERS	W	L	ERA	G	GS	CG	SV	IP	H	R	ER	HR	HB	BB	SO	WP	GO/AO	WHIP
Jake Arrieta	5	4	4.02	10	10	1	1	56.0	46	25	25	3	4	28	54	4	1.33	1.32
Timothy Bascom	0	0	3.68	4	2	0	0	14.2	8	6	6	1	0	11	12	0	0.58	1.30
Eric Beaulac	1	0	0.00	3	1	0	0	5.1	2	1	0	0	0	6	1	0	1.33	1.50
Brad Bergesen	4	3	4.03	22	10	0	0	80.1	90	42	36	10	2	23	41	1	0.97	1.41
Jason Berken	5	6	3.50	26	26	1	0	144.0	160	73	56	10	5	39	98	15	1.19	1.38
Zach Britton	4	2	4.91	9	9	0	0	51.1	49	29	28	5	0	20	37	1	1.00	1.34
Greg Burke	2	1	1.53	21	0	0	0	35.1	25	8	6	1	1	11	30	7	2.08	1.02
Zach Clark	5	2	1.75	8	7	1	1	46.1	38	10	9	1	4	16	32	2	2.41	1.17
Pat Egan	1	1	1.65	8	0	0	0	16.1	9	3	3	0	0	1	12	2	2.00	0.61
Dana Eveland	5	5	2.79	14	14	0	0	84.0	82	32	26	4	5	28	55	0	0.00	1.31
Willie Eyre	1	3	7.92	21	0	0	0	25.0	33	22	22	2	1	15	20	4	1.51	1.92
Zach Fowler	2	0	4.50	3	0	0	0	8.0	9	4	4	0	0	4	5	3	1.04	1.63
Eddie Gamboa	1	1	7.02	4	3	0	0	16.2	20	13	13	4	0	5	9	0	1.25	1.50
Chris George	0	1	11.25	4	1	0	0	8.0	13	10	10	2	0	5	5	1	1.57	2.25
Miguel Gonzalez	3	2	1.61	14	6	0	0	44.2	22	12	8	1	0	10	53	1	0.86	0.72
Tommy Hunter	2	1	4.66	3	3	1	0	19.1	20	10	10	2	0	5	14	0	1.41	1.29
Steve Johnson	4	8	2.86	19	14	1	0	91.1	66	38	29	7	6	31	86	3	0.50	1.06
Jon Link	1	2	3.48	18	0	0	3	20.2	23	12	8	2	0	7	16	2	2.00	1.45
Andy Loomis	0	0	2.79	6	0	0	0	9.2	15	4	3	0	0	2	8	1	1.75	1.76
Brian Matusz	2	1	4.21	10	6	1	1	47.0	43	24	22	2	0	15	32	4	0.84	1.23
Cole McCurry	1	2	4.59	19	0	0	1	33.1	26	17	17	1	1	17	23	0	0.67	1.29
Pat Neshek	3	2	2.66	35	0	0	11	44.0	42	13	13	1	1	7	49	2	1.05	1.11
Zach Petersime	0	3	3.86	5	3	0	0	16.1	16	8	7	2	0	6	13	0	0.50	1.35
Zach Phillips	2	2	3.17	42	0	0	7	54.0	56	22	19	1	2	22	45	1	0.89	1.44
Stuart Pomeranz	0	0	0.00	5	0	0	2	10.0	2	0	0	0	2	15	1	0	0.56	0.40
Carlos R Rojas	0	1	4.50	3	0	0	1	4.0	4	2	2	1	1	1	0	1	0.33	1.25
J.C. Romero	1	0	2.74	25	1	0	3	23.0	14	7	7	3	1	8	20	1	1.50	0.96
Rich Rundles	1	0	2.03	4	1	0	0	13.1	6	5	3	0	4	5	13	1	1.67	0.83
Miguel Socolovich	4	0	1.90	28	0	0	2	52.0	33	13	11	4	3	14	52	1	1.55	0.90
Chris Tillman	8	8	3.63	16	15	1	0	89.1	85	36	36	5	3	30	92	1	1.15	1.29
Oscar Villarreal	3	4	2.88	37	2	0	1	68.2	62	30	22	1	4	27	49	1	1.27	1.30
Pedro Viola	0	0	7.80	11	0	0	0	15.0	14	14	13	4	0	15	17	0	4.00	1.93
Tsuyoshi Wada	0	1	20.25	1	1	0	0	2.2	6	6	6	1	0	4	1	8	1.44	3.75
Richard Zagone	2	0	0.00	4	2	0	1	20.1	9	0	0	0	1	7	16	1	0.90	0.79
Team Totals	74	70	3.41	144	144	7	38	1280	1175	564	564	485	80	50	441	10361	1.49	1.26



PAWTUCKET RED SOX

MLB AFFILIATE: RED SOX (1973)

WWW.PAWSOX.COM

E-MAIL: INFO@PAWSOX.COM

McCoy Stadium
One Ben Mondor Way
Pawtucket, RI 02860

Phone: 401.724.7300

Fax: 401.724.2140

BALLPARK INFORMATION

Ballpark (Opened) 1942
Capacity 10,031
Dimensions (L-C-R)..... 325-400-325

2012 INFORMATION 2ND-IL NORTH

Record79-65
Vs. Bulls.....6-2
Attendance521,023 (7,551)

FRONT OFFICE

General Manager Lou Schwechheimer
Media Contact Bill Wanless
Email..... pr@pawsox.com
Phone..... 401.724.7305
Twitter @PawSox

FIELD STAFF

Manager..... Gary DiSarcina
Pitching Coach Rich Sauveur
Hitting Coach..... Dave Joppie
Athletic Trainer Joe Jochim

BROADCAST

Flagship Station920 AM
Play-By-Play Jeff Levering

BASEBALL AMERICA'S TOP PROSPECTS

1. Xander Bogaerts, SS
2. Jackie Bradley, OF
3. Matt Barnes, RHP
4. Allen Webster, RHP
5. Henry Owens, LHP
6. Jose Iglesias, SS
7. Bryce Brentz, OF
8. Garin Cecchini, 3B
9. Blake Swihart, C
10. Deven Marrero, SS

POSTSEASON PLAY

IL Pennants: 1977
Governors' Cup: 1973, 1984

2013 SCHEDULE

DATE	H/A	TIME
5/2	A	6:15 PM
5/3	A	6:15 PM
5/4	A	1:05 PM
5/5	A	1:05 PM
7/18	H	7:05 PM
7/19	H	7:05 PM
7/20	H	7:05 PM
7/21	H	5:05 PM

2012 vs DURHAM

DATE	RESULT	CITY
4/20	W, 15-10	PAW
4/21	W 9-5	PAW
4/22	PPD	PAW
4/23	W, 2-0 (#1)	PAW
4/23	W, 7-1 (#2)	PAW
5/15	W, 8-2	DUR
5/16	W, 5-4	DUR
5/17	L, 5-0	DUR
5/18	L, 6-5	DUR

2012 RED SOX BATTING

BATTERS	AVG	G	AB	R	H	2B	3B	HR	RBI	TB	BB	SO	SB	CS	OBP	SLG	OPS
Lars Anderson	.250	111	396	53	99	27	2	9	59	157	65	107	1	0	.353	.396	.750
Ronald Bermudez	.163	17	43	5	7	1	1	0	2	10	2	11	1	0	.213	.233	.445
Bryce Brentz	.118	5	17	0	2	0	0	0	0	2	1	6	0	0	.167	.118	.284
Dan Butler	.233	22	73	8	17	5	0	3	11	31	9	20	0	0	.313	.425	.738
Pedro Ciriaco	.301	64	276	41	83	13	2	4	21	112	6	49	14	8	.318	.406	.724
Carl Crawford	.333	3	12	4	4	0	0	0	1	4	1	1	1	0	.385	.333	.718
Ivan De Jesus	.385	7	26	5	10	1	0	0	0	11	2	3	1	0	.429	.423	.852
Ryan Dent	.214	5	14	2	3	1	0	0	1	4	2	5	0	0	.313	.286	.598
Jacoby Ellsbury	.125	2	8	1	1	0	0	0	0	1	0	1	0	0	.125	.125	.250
Luis Exposito	.265	58	215	27	57	13	1	6	24	90	19	37	0	2	.323	.419	.742
Mauro Gomez	.310	100	387	65	120	34	1	24	74	228	35	88	1	0	.371	.589	.960
Alex Hassan	.256	94	312	39	80	13	0	7	46	114	55	70	1	1	.377	.365	.743
Jeremy Hazelbaker	.267	7	30	2	8	3	0	0	3	11	0	8	3	0	.281	.367	.648
Jonathan Hee	.253	64	198	13	50	11	1	2	21	69	16	40	2	3	.324	.348	.673
Jose Iglesias	.266	88	353	46	94	9	1	1	23	108	27	46	12	3	.318	.306	.624
Ryan Kalish	.261	27	111	18	29	5	0	4	14	46	13	30	7	2	.336	.414	.750
Josh Kroeger	.266	95	334	47	89	24	0	11	37	146	39	54	3	6	.341	.437	.778
Andy LaRoche	.251	96	327	41	82	20	0	12	41	138	38	52	1	1	.335	.422	.757
Ryan Lavarney	.295	83	319	52	94	22	0	8	43	140	40	62	1	0	.376	.439	.815
Che-Hsuan Lin	.247	113	396	42	98	11	5	2	30	125	42	65	15	4	.323	.316	.638
J.C. Linares	.297	52	202	24	60	11	1	8	29	97	7	36	0	0	.321	.480	.801
Darnell McDonald	.194	37	129	20	25	4	0	3	9	38	15	35	1	2	.286	.295	.580
Will Middlebrooks	.333	24	93	18	31	3	1	9	27	63	7	18	3	1	.380	.677	1.057
Daniel Nava	.313	29	99	20	31	7	1	4	18	52	16	15	1	1	.425	.525	.950
Scott Podsednik	.242	48	165	23	40	3	1	1	15	48	16	25	10	3	.308	.291	.599
Jason Repko	.225	47	178	30	40	6	4	7	26	75	15	40	4	3	.293	.421	.714
Mike Rivera	.250	43	140	7	35	5	0	3	18	49	8	35	0	1	.312	.350	.662
Reynaldo Rodriguez	.186	12	43	8	8	3	0	0	4	11	4	12	1	0	.265	.256	.521
Nate Spears	.240	108	346	46	83	16	4	10	38	137	43	86	3	2	.329	.396	.725
Matt Spring	.333	2	9	1	3	1	0	0	1	4	0	4	1	0	.333	.444	.778
Tony Thomas	.242	68	223	35	54	10	2	10	30	98	24	64	12	1	.308	.439	.747
Valencia Danny	.259	82	317	33	82	20	1	8	45	128	18	52	1	4	.300	.404	.703
Kevin Youkilis	.364	4	11	1	4	2	0	0	1	6	3	4	0	1	.500	.545	1.045
Team Totals	.266	144	4855654	129025727	133606	2000485100891	41	.336	.412	.748							

2012 RED SOX PITCHING

PITCHERS	W	L	ERA	G	GS	CG	SV	IP	H	R	ER	HR	HB	BB	SO	WP	GO/AO	WHIP
Scott Atchison	0	0	13.50	2	1	0	0	2.0	3	3	3	1	0	0	2	0	1.00	1.50
Daniel Bard	3	2	7.03	31	1	0	0	32.0	31	29	25	2	10	29	32	9	1.90	1.88
Pedro Beato	4	4	3.64	28	1	0	0	42.0	33	22	17	7	2	15	34	2	0.75	1.14
Billy Buckner	8	6	3.91	17	17	1	1	96.2	87	48	42	12	8	36	59	0	1.00	1.27
Chris Carpenter	1	0	1.15	16	0	0	0	15.2	7	2	2	1	0	8	17	3	0.86	0.96
Jose De La Torre	2	0	2.79	19	0	0	0	29.0	24	9	9	2	1	5	32	3	1.88	1.00
Duckworth, B.	9	2	3.17	21	18	0	0	110.2	110	43	39	12	2	35	93	1	1.57	1.31
Josh Fields	1	0	0.00	10	0	0	0	13.2	8	0	0	0	0	2	19	2	1.94	0.73
Nelson Figueroa	12	5	3.89	25	15	2	0	115.2	113	54	50	11	7	37	69	6	1.10	1.30
Justin Germano	9	4	2.40	17	16	1	0	105.0	82	33	28	15	5	13	72	0	0.54	0.90
Jonathan Hee	1	0	0.00	2	0	0	0	2.0	0	0	0	0	0	0	4	0.64	0.00	0.00
Chris Hernandez	1	4	3.59	8	7	0	0	42.2	40	18	17	4	2	17	30	6	0.88	1.34
Rich Hill	1	0	1.13	8	0	0	0	8.0	3	1	1	1	0	2	10	1	1.10	0.63
Brock Huntzinger	0	0	6.00	2	0	0	0	3.0	4	2	2	0	0	1	4	0	0.50	1.67
Jeremy Kehrt	0	0	7.20	2	1	0	0	5.0	7	4	4	1	0	1	3	0	1.33	1.60
Will Latimer	0	2	6.30	5	0	0	0	10.0	13	7	7	4	0	4	5	0	0.67	1.70
Doug Mathis	7	6	4.07	19	18	0	0	101.2	116	56	46	12	5	36	59	2	1.05	1.50
Daisuke Matsuzaka	1	3	3.18	11	11	0	0	51.0	42	23	18	6	5	17	41	0	0.83	1.16
Mark Melancon	0	0	0.83	21	0	0	0	21.2	15	2	2	0	2	3	27	1	2.00	0.83
Andrew Miller	0	0	5.73	10	0	0	0	11.0	4	7	7	1	1	14	23	1	2.00	1.64
Garrett Mock	3	2	3.33	35	0	0	0	48.2	49	18	18	5	3	23	53	1	1.09	1.48
Clayton Mortensen	5	3	1.91	24	0	0	0	37.2	21	11	8	3	4	15	36	0	1.00	0.96
Ross Ohlendorf	4	3	4.61	10	10	0	0	52.2	57	28	27	5	8	15	37	2	1.44	1.37
Tony Pena Jr.	1	9	4.75	32	12	0	0	91.0	108	50	48	11	9	30	62	1	0.51	1.52
Mark Prior	1	0	3.96	19	0	0	0	25.0	15	11	11	4	2	23	38	1	2.25	1.52
Chorye Spooone	1	1	2.79	14	0	0	0	19.1	18	8	6	2	1	20	10	1	1.20	1.97
Zach Stewart	3	5	3.94	11	11	0	0	59.1	58	26	26	6	2	14	42	1	1.00	1.21
Junichi Tazawa	3	2	2.55	25	0	0	0	42.1	34	18	12	2	0	17	56	2	1.21	1.20
Justin Thomas	2	1	3.45	34	6	0	0	62.2	54	25	24	3	1	20	54	3	1.12	1.18
Alex Wilson	5	3	3.72	40	3	0	0	72.2	76	40	30	3	0	33	78	4	0.79	1.50
Steven Wright	0	1	3.15	4	4	0	0	20.0	19	10	7	1	2	5	16	1	1.19	1.20
Team Totals	79	75	3.43	144	144	5	10	1268.11160553	483	124	76	481	1074	64	1.33	1.29		



ROCHESTER RED WINGS

MLB AFFILIATE: MINNESOTA TWINS (2003)

WWW.REDWINGSBASEBALL.COM

E-MAIL: INFO@REDWINGSBASEBALL.COM

Frontier Field
One Morrie Silver Way
Rochester, NY 14608

Phone: 585.454.1001

Fax: 585.454.1056

BALLPARK INFORMATION

Ballpark (Opened) 1996
Capacity 10,840
Dimensions (L-C-R)..... 335-402-322

2012 INFORMATION 4TH-IL NORTH

Record 72-72
Vs. Bulls..... 2-6
Attendance 414,398 (6,094)

FRONT OFFICE

General Manager Dan Mason
Media Contact Tim Doohan
Email..... timd@RedWingsBaseball.com
Phone..... ext. 3006
Twitter @RocRedWings

FIELD STAFF

Manager..... Gene Glynn
Pitching Coach Marty Mason
Hitting Coach..... Tim Doherty
Athletic Trainer Larry Bennese
Strength & Conditioning Jon Cioffo

BROADCAST

Flagship Station 1280 AM
Play-By-Play Josh Whetzel

BASEBALL AMERICA'S TOP PROSPECTS

1. Miguel Sano, 3B
2. Byron Buxton, OF
3. Alex Meyer, RHP
4. Kyle Gibson, RHP
5. Oswaldo Arcia, OF
6. Aaron Hicks, OF
7. Trevor May, RHP
8. Eddie Rosario, 2B
9. Jose Berrios, RHP
10. Max Kepler, OF

POSTSEASON PLAY

IL Pennants: 1899, 1901, 1909,
1910, 1911, 1923,
1929, 1930, 1931,
1940, 1950, 1953,
1966, 1971, 1974,
1976, 1988, 1990,
1997

Governors'
Cup: 1939, 1952, 1955,
1956, 1964, 1971,
1974, 1988, 1990,
1997

2013 SCHEDULE

DATE	H/A	TIME
5/14	A	7:05 PM
5/15	A	7:05 PM
5/16	A	3:35 PM
5/17	A	7:05 PM
8/5	H	7:05 PM
8/6	H	7:05 PM
8/7	H	7:05 PM
8/8	H	7:05 PM

2012 VS DURHAM

DATE	RESULT	CITY
6/18	L, 6-1	ROC
6/19	L, 8-2	ROC
6/20	W, 7-6	ROC
6/21	L, 14-8	ROC
7/20	L, 7-4	DUR
7/21	PPD	DUR
7/22	W, 5-1 (#1)	DUR
7/22	L, 4-3 (#2)	DUR
7/23	L, 4-0	DUR

2012 RED WINGS BATTING

BATTERS	AVG	G	AB	R	H	2B	3B	HR	RBI	TB	BB	SO	SB	CS	OBP	SLG	OPS
Aaron Bates	.238	28	84	7	20	4	0	0	10	24	18	19	0	0	.379	.286	.664
Joe Benson	.179	28	95	9	17	3	2	2	8	30	11	27	4	0	.269	.316	.584
Evan Bigley	.207	39	140	11	29	7	0	3	20	45	5	37	1	1	.235	.321	.556
Sean Burroughs	.271	67	221	23	60	14	0	1	18	77	16	25	2	0	.326	.348	.675
Drew Butera	.279	15	43	6	12	3	0	1	5	18	3	9	0	0	.319	.419	.738
Matt Carson	.282	115	422	64	119	28	2	14	53	193	37	106	9	5	.347	.457	.804
Ray Chang	.241	89	266	27	64	8	0	0	17	72	20	39	3	3	.304	.271	.574
Brian Dinkelman	.252	74	246	32	62	13	3	4	32	93	26	46	5	5	.336	.378	.714
Brian Dozier	.232	48	181	15	42	11	1	2	17	61	14	34	3	2	.286	.337	.623
Eduardo Escobar	.217	35	138	19	30	3	3	1	9	42	8	26	3	1	.259	.304	.563
Pedro Florimon	.251	83	311	38	78	16	2	3	27	107	23	89	6	7	.308	.344	.652
Michael Hollimon	.223	59	166	21	37	7	2	5	14	63	21	50	2	0	.305	.380	.685
Danny Lehmann	.237	14	38	7	9	4	0	0	0	13	8	7	0	0	.383	.342	.725
Darin Mastroianni	.346	20	78	10	27	2	2	0	11	33	5	14	10	1	.393	.423	.816
Tsuyoshi Nishioka	.258	101	392	42	101	18	1	2	34	127	32	53	7	7	.315	.324	.639
Chris Parmelee	.338	64	228	45	77	17	1	17	49	147	51	52	1	1	.457	.645	1.102
Trevor Plouffe	.000	2	8	0	0	0	0	0	0	0	1	2	0	0	.111	.000	.111
Wilkin Ramirez	.276	98	370	39	102	18	1	15	54	167	18	97	7	7	.316	.451	.767
Ben Revere	.330	23	94	9	31	1	0	0	6	32	4	6	6	2	.360	.340	.700
Rene Rivera	.226	95	288	31	65	14	1	10	34	111	30	62	0	1	.307	.385	.693
Matt Rizzotti	.246	22	69	1	17	4	0	0	6	21	2	18	0	0	.268	.304	.572
Clete Thomas	.232	109	393	47	91	22	5	12	47	159	27	109	15	4	.281	.405	.686
Joe Thurston	.232	26	72	9	10	1	0	2	4	17	12	16	1	0	.267	.236	.504
Rene Tosoni	.167	21	66	7	11	2	0	0	5	13	9	16	3	0	.267	.197	.464
J.R. Towles	.214	52	168	24	36	14	0	1	10	53	12	36	2	4	.280	.315	.595
Danny Valencia	.259	82	317	33	82	20	1	8	45	128	18	52	1	4	.300	.404	.703
Team Totals	.251	144	4816	568	1208	250	27	101	525	1815	421	1031	90	53	.315	.377	.692

2012 RED WINGS PITCHING

PITCHERS	W	L	ERA	G	GS	CG	SV	IP	H	R	ER	HR	HB	BB	SO	WP	GO/AO	WHIP	
Nick Blackburn	3	1	2.70	7	7	1	0	36.2	42	16	11	2	0	9	11	1	2.30	1.39	
David Bromberg	1	2	2.75	5	2	0	0	19.2	17	6	6	0	0	1	10	16	1	1.17	1.37
Matt Carson	0	0	18.00	1	0	0	0	1.0	1	2	2	1	0	2	0	0	2.00	3.00	
Cole De Vries	3	5	4.37	12	12	0	0	70.0	75	37	34	7	1	10	50	2	2.75	1.21	
Samuel Deduno	1	2	2.14	9	9	0	0	42.0	27	13	10	2	4	22	46	1	0.66	1.17	
Scott Diamond	4	1	2.60	6	6	0	0	34.2	35	12	10	1	1	7	26	0	1.48	1.21	
Casey Fien	2	5	4.30	33	0	0	9	46.0	39	23	22	5	0	14	42	1	0.52	1.15	
Luke French	1	5	6.42	19	14	0	0	74.1	90	54	53	11	2	40	49	6	0.80	1.75	
Kyle Gibson	0	2	9.45	2	2	0	0	6.2	11	7	7	1	0	1	10	0	0.80	1.80	
Deolis Guerra	2	3	4.87	29	0	0	0	57.1	59	33	31	7	2	21	56	5	0.98	1.40	
Carlos Gutierrez	2	2	5.06	10	0	0	0	16.0	13	9	9	2	1	3	20	1	2.00	1.00	
Liam Hendriks	9	3	2.20	16	16	1	1	106.1	76	28	26	5	1	28	82	3	1.03	0.98	
Pedro Hernandez	1	2	4.46	7	6	0	0	34.1	43	18	17	2	0	4	28	1	1.11	1.37	
Steven Hirschfeld	1	3	7.07	6	6	0	0	28.0	42	24	22	3	2	7	13	1	0.82	1.75	
Eric Hurley	0	1	14.14	5	4	0	0	14.0	28	22	22	5	1	6	10	0	0.89	2.43	
Bobby Lanigan	6	2	4.69	22	0	0	1	40.1	40	25	21	3	1	17	21	1	0.78	1.41	
Matt Maloney	0	4	9.38	8	6	0	0	24.0	46	33	25	5	3	7	16	4	1.09	2.21	
Jeff Manship	6	3	2.91	22	11	0	0	80.1	79	27	26	5	1	35	52	2	1.15	1.42	
Shairon Martis	4	3	5.51	14	10	0	0	67.0	72	43	41	12	0	21	46	1	1.36	1.39	
Lester Oliveros	1	2	3.07	19	0	0	6	29.1	24	10	10	2	0	8	35	2	0.96	1.09	
Luis Perdomo	4	1	2.43	19	0	0	7	33.1	27	9	9	4	0	6	25	2	0.91	0.99	
Rene Rivera	0	0	0.00	1	0	0	0	1.0	1	0	0	0	0	0	1	0	0.56	1.00	
Tyler Robertson	2	2	3.77	33	0	0	2	28.2	26	18	12	2	0	13	33	1	1.17	1.36	
Daniel Sattler	1	0	2.38	7	0	0	1	11.1	5	3	3	1	1	4	11	0	0.00	0.79	
Anthony Slama	1	0	1.24	31	0	0	14	36.1	26	6	5	1	0	18	56	1	2.17	1.21	
Caleb Thielbar	3	1	3.57	25	1	0	1	40.1	42	19	16	5	1	16	32	0	1.09	1.44	
Daryl Thompson	1	5	4.71	9	9	0	0	42.0	47	24	22	3	0	25	30	1	0.68	1.71	
Daniel Turpen	0	0	4.74	13	0	0	2	19.0	16	15	10	1	3	15	15	3	0.98	1.63	
Esmerling Vasquez	9	6	2.78	31	8	1	0	100.1	74	33	31	8	7	39	98	1	0.70	1.13	
Kyle Waldrop	0	0	3.34	24	0	0	4	35.0	35	14	13	1	2	13	16	5	0.75	1.37	
P.J. Walters	3	3	4.01	14	14	1	0	58.1	67	28	26	7	1	15	47	1	0.60	1.41	
Brendan Wise	2	3	5.64	29	3	0	1	52.2	85	43	33	3	2	25	34	2	0.68	2.09	
Team Totals	72	72	5.64	1441	1444	48	1261	1284	638	569	112	38	454	100	347	1.43	1.38		



SCRANTON/WB RAILRIDERS

MLB AFFILIATE: NEW YORK YANKEES (2007)

WWW.SWBRAILRIDERS.COM

E-MAIL: INFO@SWBRAILRIDERS.COM

PNC Park
Suite 101
Moosic, PA 18507

Phone: 570.969.2255

Fax: 570.963.6564

BALLPARK INFORMATION

Ballpark (Opened) 1996
Capacity 10,840
Dimensions (L-C-R)..... 335-402-322

2012 INFORMATION 1ST-IL NORTH

Record 84-60
Vs. Bulls..... 5-3
Attendance 272,168 (3,944)

FRONT OFFICE

General Manager Rob Crain
Media Contact John Sadak, Andrew Kappes
Email..... jsadak@swbrailriders.com
Phone..... ext. 3118
Twitter @SWBRailRiders

FIELD STAFF

Manager..... Dave Miley
Pitching Coach Scott Aldred
Hitting Coach..... Butch Wynegar
Coach..... Frank Menechino
Athletic Trainer Darren London

BROADCAST

Flagship Station 1340/1400 AM
Play-By-Play John Sadak, Andrew Kappes

BASEBALL AMERICA'S TOP PROSPECTS

1. Gary Sanchez, C
2. Mason Williams, OF
3. Tyler Austin, OF
4. Slade Heathcott, OF
5. Manny Banuelos, LHP
6. Ty Hensley, RHP
7. Angelo Gumbs, 2B
8. Mark Montgomery, RHP
9. Dante Bichette, Jr., 3B
10. Zoilo Almonte, OF

POSTSEASON PLAY

IL Pennants: 2008

Governors' Cup: 2008

2013 SCHEDULE

DATE	H/A	TIME
5/23	A	6:35 PM
5/24	A	7:05 PM
5/25	A	7:05 PM
5/26	A	1:05 PM
5/31	H	7:05 PM
6/1	H	7:05 PM
6/2	H	5:05 PM
6/3	H	1:05 PM

2012 VS DURHAM

DATE	RESULT	CITY
5/11	L, 8-7	SWB
5/12	W, 3-2	SWB
5/13	L, 3-1	SWB
5/14	L, 1-0	SWB
6/5	W, 12-8	DUR
6/6	W, 9-4	DUR
6/7	W, 6-2	DUR
6/8	W, 3-1	DUR

2012 RAILRIDERS BATTING

BATTERS	AVG	G	AB	R	H	2B	3B	HR	RBI	TB	BB	SO	SB	CS	OBP	SLG	OPS
Matt Antonelli	.201	44	154	22	31	5	1	2	11	44	24	32	1	2	.324	.286	.610
Ryan Baker	.500	1	2	0	1	1	0	0	2	2	0	1	0	0	.500	1.000	1.500
Doug Bernier	.201	58	174	13	35	9	0	0	10	44	27	49	1	2	.307	.253	.560
Russell Branyan	.309	33	110	19	34	5	0	11	39	72	26	31	0	0	.438	.655	1.093
Francisco Cervelli	.246	99	354	43	87	15	2	2	39	112	39	82	6	0	.341	.316	.657
Colin Curtis	.220	71	250	26	55	13	2	1	23	75	32	55	12	3	.308	.300	.608
Jack Cust	.249	98	337	63	84	14	1	20	66	160	81	127	2	0	.400	.475	.875
Chris Dickerson	.316	69	266	57	84	24	4	7	25	137	49	73	17	3	.417	.515	.932
Kosuke Fukudome	.264	43	140	17	37	5	1	2	16	50	40	29	1	1	.429	.357	.786
Brett Gardner	.600	2	5	1	3	0	1	0	0	5	2	1	0	0	.714	1.000	1.714
Cole Garner	.258	64	236	27	61	13	1	6	25	94	16	75	3	1	.311	.398	.709
Jose Gil	.200	1	5	0	1	0	0	0	0	1	0	0	0	0	.200	.200	.400
Corban Joseph	.266	84	327	50	87	25	2	13	56	155	53	57	0	1	.366	.474	.840
Raymond Kruml	.225	24	71	6	16	3	0	1	7	22	4	22	7	2	.267	.310	.577
Brandon Laird	.254	130	503	54	128	31	2	15	77	208	34	103	1	0	.307	.414	.721
Darnell McDonald	.194	37	129	20	25	4	0	3	9	38	15	35	1	2	.286	.295	.580
Melky Mesa	.230	33	126	19	29	8	1	9	21	66	7	43	5	1	.271	.524	.794
Gustavo Molina	.174	29	109	7	19	5	0	4	18	36	4	29	0	0	.209	.330	.539
Yadil Mujica	.308	13	39	2	12	3	0	0	1	15	3	5	1	1	.357	.385	.742
Ronnier Mustelier	.303	89	347	51	105	21	1	10	49	158	26	49	7	2	.359	.455	.815
Jason Nix	.233	8	30	5	7	4	0	0	4	11	3	9	0	0	.314	.367	.681
Eduardo Nunez	.227	38	163	18	37	4	0	2	16	47	7	28	16	3	.256	.288	.544
Steve Pearce	.318	53	192	37	61	15	0	11	30	109	29	33	3	1	.419	.568	.986
Ramiro Pena	.258	101	360	40	93	13	3	2	29	118	34	74	1	3	.325	.328	.653
Austin Romine	.213	17	61	6	13	2	0	3	9	24	8	10	0	0	.296	.393	.689
Kevin Russo	.284	101	402	57	114	21	3	0	36	141	45	72	15	5	.358	.351	.709
Craig Tatum	.179	8	28	3	5	0	0	1	6	8	3	6	0	0	.258	.286	.544
Dewayne Wise	.280	28	107	20	30	8	1	4	13	52	10	24	3	0	.339	.486	.825
Team Totals	.260	144	4869	667	1264	263	25	128	625	1961	598	1113	101	31	.344	.403	.747

2012 RAILRIDERS PITCHING

PITCHERS	W	L	ERA	G	GS	CG	SV	IP	H	R	ER	HR	HB	BB	SO	WP	WHIP	AVG
Ryan J. Baker	1	1	5.40	2	0	0	0	3.1	3	2	2	1	1	0	1	0	0.90	.250
Manny Banuelos	0	2	4.50	6	6	0	0	24.0	29	13	12	2	1	10	22	1	1.63	.299
Dellin Betances	3	5	6.39	16	16	0	0	74.2	71	58	53	9	6	69	71	13	1.88	.250
Jason Bulger	2	1	3.41	24	1	0	1	34.1	25	13	13	3	0	21	28	5	1.34	.208
Juan Cedeno	3	0	2.81	53	0	0	4	64.0	66	23	20	5	1	21	57	3	1.36	.273
Preston Claiborne	4	0	4.05	20	0	0	1	33.1	31	17	15	2	0	12	29	1	1.29	.254
Manny Delcarmen	3	5	4.42	39	2	0	3	57.0	62	35	28	5	2	36	59	5	1.72	.276
Cody Eppley	0	0	0.00	7	0	0	2	9.1	3	0	0	0	0	1	13	0	0.43	.100
Danny Farquhar	0	0	0.00	1	0	0	0	2.0	0	0	0	0	0	0	1	0	0.00	.000
Nelson Figueroa	7	2	3.96	17	9	1	0	72.2	79	35	32	8	5	25	36	2	1.43	.282
Craig Heyer	0	0	0.00	1	0	0	0	4.1	2	0	0	0	0	1	2	1	0.69	.133
Lee Hyde	0	0	4.76	6	0	0	0	5.2	6	3	3	0	0	5	3	0	1.94	.286
Ryota Igarashi	4	3	2.45	30	0	0	10	36.2	30	11	10	1	1	18	55	8	1.31	.216
John Maine	8	5	4.97	16	15	1	0	79.2	76	51	44	7	4	31	66	5	1.34	.250
Jon Meloan	0	0	0.00	1	0	0	0	2.0	0	0	0	0	0	1	1	0	0.50	.000
Adam Miller	0	1	4.50	5	0	0	0	10.0	13	5	5	0	0	4	4	1	1.70	.342
D.J. Mitchell	6	4	5.04	15	14	0	0	85.2	85	49	48	8	6	29	72	3	1.33	.261
Michael O'Connor	3	6	3.73	31	15	0	0	108.2	117	49	45	14	1	28	95	3	1.33	.273
Ramon Ortiz	13	6	3.45	27	27	1	0	169.1	167	75	65	18	5	37	104	2	1.20	.261
Kelvin Perez	1	2	3.77	7	0	0	0	14.1	15	6	6	2	1	5	21	0	1.40	.263
Andy Pettitte	0	1	5.40	1	1	0	0	5.0	8	5	3	0	0	2	5	0	2.00	.381
David Phelps	1	0	0.00	1	1	0	0	6.2	4	0	0	0	0	3	7	0	1.05	.167
David Robertson	0	0	0.00	2	1	0	0	2.0	0	0	0	0	0	2	0	0	0.00	.000
Francisco Rondon	0	0	11.57	1	0	0	0	2.1	4	3	3	0	0	1	2	1	2.14	.400
Chris Schwinden	0	1	6.75	1	1	0	0	4.0	8	4	3	0	0	1	2	1	2.25	.400
Justin Thomas	2	1	3.45	30	6	0	1	57.1	49	23	22	3	1	20	49	1	1.20	.236
Matt Tracy	1	0	1.80	1	1	0	0	5.0	3	1	1	0	0	3	4	2	1.20	.167
Pat Venditte	1	1	2.77	7	0	0	0	13.0	11	4	4	1	1	6	12	0	1.31	.234
Cory Wade	2	0	2.27	17	0	0	5	31.2	22	12	8	3	1	9	20	2	0.98	.190
Adam Warren	7	8	3.71	26	26	2	0	152.2	167	64	63	11	4	46	107	9	1.40	.276
Team Totals	84	60	3.86	144	144	5	40	1276	1240	601	547	112	43	486	1052	77	1.35	.256

SYRACUSE CHIEFS

MLB AFFILIATE: WASHINGTON NATIONALS (2009)



WWW.SYRACUSECHIEFS.COM

E-MAIL: BASEBALL@SYRACUSECHIEFS.COM

Alliance Bank Stadium
One Tex Simone Drive
Syracuse, NY 13208

Phone: 315.474.7833

Fax: 315.474.2658

BALLPARK INFORMATION

Ballpark (Opened) 1997
Capacity 11,671
Dimensions (L-C-R)..... 330-400-330

2012 INFORMATION 5TH-IL NORTH

Record 70-74
Vs. Bulls..... 6-2
Attendance 349,027 (5,288)

POSTSEASON PLAY

IL Pennants: 1885, 1888, 1897,
1970, 1985

Governors'

Cup: 1935, 1942, 1943,
1947, 1954, 1969,
1970, 1976

FRONT OFFICE

General Manager John Simone
Media Contact Jason Benetti
Email..... jasonbenetti@syracusechiefs.com
Phone..... 315.474.7833
Twitter @SyracuseChiefs

2013 SCHEDULE

DATE	H/A	TIME
4/27	A	7:00 PM
4/28	A	2:00 PM
4/29	A	7:00 PM
4/30	A	12:00 PM
5/6	H	7:05 PM
5/7	H	7:05 PM
5/8	H	11:05 AM
5/9	H	7:05 PM

FIELD STAFF

Manager..... Tony Beasley
Pitching Coach Greg Booker
Hitting Coach..... Troy Gingrich
Coach..... Jason Michaels
Athletic Trainer Jeff Allred

BROADCAST

Flagship Station 1260 AM
Play-By-Play Jason Benetti

2012 VS DURHAM

DATE	RESULT	CITY
5/7	PPD	SYR
5/8	W, 4-2 (#1)	SYR
5/8	L, 2-1 (#2)	SYR
5/9	W, 15-8	SYR
5/10	W, 5-1	SYR
6/26	W, 3-2	DUR
6/27	L, 4-3	DUR
6/28	W, 14-3	DUR
6/29	W, 11-7	DUR

BASEBALL AMERICA'S TOP PROSPECTS

1. Anthony Rendon, 3B
2. Brian Goodwin, OF
3. Lucas Giolito, RHP
4. A.J. Cole, RHP
5. Michael Taylor, OF
6. Nathan Karns, RHP
7. Eury Perez, OF
8. Destin Hood, OF
9. Matt Purke, LHP
10. Robbie Ray, LHP

2012 CHIEFS BATTING

BATTERS	AVG	G	AB	R	H	2B	3B	HR	RBI	TB	BB	SO	SB	CS	OBP	SLG	OPS
Rick Ankiel	.333	1	3	1	1	0	0	0	0	1	0	2	0	0	.500	.333	.833
Corey Brown	.285	126	484	83	138	22	9	25	71	253	59	139	18	7	.365	.523	.888
Seth Bynum	.205	94	278	36	57	11	2	6	34	90	26	89	3	2	.282	.324	.605
Brett Carroll	.250	111	364	55	91	23	2	10	50	148	44	97	7	5	.333	.407	.739
Bryce Harper	.243	21	74	8	18	4	1	1	3	27	9	14	1	1	.325	.365	.690
J.R. Higley	.100	4	10	1	1	0	0	0	0	1	0	1	0	0	.100	.100	.200
Koyie Hill	.163	31	104	14	17	1	0	2	9	24	9	26	1	0	.226	.231	.457
Jarrett Hoffpauir	.280	106	336	45	94	16	2	3	44	123	32	41	4	0	.340	.366	.706
Jeff Howell	.211	30	90	6	19	2	0	0	11	21	3	16	0	1	.232	.233	.465
Josh Johnson	.231	76	234	35	54	8	0	0	18	62	35	30	6	7	.333	.265	.598
Erik Komatsu	.269	31	104	16	28	4	0	3	14	41	13	13	2	5	.355	.394	.750
Sandy Leon	.346	19	52	8	18	5	0	2	4	29	12	12	0	0	.469	.558	1.026
Carlos Maldonado	.210	51	157	20	33	7	0	6	11	58	27	42	0	0	.326	.369	.696
Chris Marrero	.244	37	127	13	31	6	1	0	12	30	9	19	0	0	.265	.288	.554
Manny Mayorson	.225	17	40	4	9	1	0	0	1	10	2	2	0	0	.262	.250	.512
Chris McConnell	.235	6	17	1	4	2	0	0	0	6	0	6	0	0	.235	.353	.588
Jason Michaels	.202	35	104	11	21	3	0	2	12	30	9	19	0	0	.265	.288	.554
Tyler Moore	.307	29	101	15	31	6	1	9	26	66	12	26	1	0	.374	.653	1.027
Jim Negrych	.264	91	276	31	73	9	1	8	39	108	40	41	2	4	.357	.391	.749
Xavier Paul	.315	60	213	30	67	16	1	8	44	109	19	41	6	3	.376	.512	.888
Eury Perez	.333	40	159	21	53	7	1	0	10	62	8	26	20	5	.373	.390	.763
Carlos Rivero	.303	126	455	57	138	28	1	10	64	198	33	87	6	5	.347	.435	.783
James Skelton	.280	17	50	9	14	4	0	0	7	18	10	10	1	0	.410	.360	.770
Jhonathan Solano	.250	13	52	8	13	2	0	0	2	15	3	6	0	0	.298	.288	.587
Mark Teahen	.260	124	450	60	117	28	4	3	63	162	45	102	9	3	.328	.360	.688
Chad Tracy	.474	6	19	2	9	0	0	1	3	12	1	2	0	0	.500	.632	1.132
Jesus Valdez	.263	48	156	21	41	6	1	6	31	67	9	29	0	0	.304	.429	.733
Zach Walters	.214	29	98	9	21	4	0	1	6	28	6	28	0	0	.260	.286	.545
Jayson Werth	.238	7	21	4	5	2	0	0	4	7	6	5	0	0	.407	.333	.741
Team Totals	.259	144	4725	632	1224	227	27	107	597	1826	494	1020	88	48	.331	.386	.717

2012 CHIEFS PITCHING

PITCHERS	W	L	ERA	G	GS	CG	SV	IP	H	R	ER	HR	HB	BB	SO	WP	WHIP	AVG
Erik Arneson	3	4	3.53	33	3	0	2	63.2	65	27	25	6	2	21	46	1	1.35	.269
Mitch Atkins	6	9	4.87	28	20	1	0	118.1	133	73	64	12	2	39	91	2	1.45	.283
A. Bibens-Dirkx	0	3	5.59	29	2	0	1	46.2	57	31	29	4	3	16	41	2	1.56	.298
Erik Davis	1	0	4.15	8	0	0	0	8.2	10	5	4	1	0	2	5	1	1.38	.278
Zach Duke	15	5	3.51	26	26	2	0	164.1	178	69	64	16	1	39	91	1	1.32	.276
Christian Garcia	1	1	0.56	27	0	0	14	32.1	18	4	2	0	0	11	38	3	0.90	.157
Michael Gonzalez	0	0	0.00	1	0	0	0	1.1	0	0	0	0	0	2	0	0	0.00	.000
Neil Holland	0	0	0.00	1	0	0	0	1.0	0	0	0	0	0	0	0	0	0.00	.000
John Lannan	9	11	4.30	24	24	3	0	148.2	164	77	71	16	1	50	86	6	1.44	.283
Pat Lehman	1	0	3.32	37	0	0	1	43.1	42	18	16	3	1	17	29	0	1.36	.247
Mike MacDougal	1	1	4.22	12	0	0	2	10.2	9	5	5	1	0	8	14	1	1.59	.237
Jeff Mandel	6	5	2.98	19	11	1	1	83.2	78	26	24	6	2	16	48	1	1.12	.251
Rafael Martin	0	0	7.13	13	0	0	0	17.2	16	14	14	2	3	11	15	3	1.53	.232
Yunesky Maya	11	10	3.88	28	26	1	0	167.0	158	79	72	20	6	40	89	6	1.19	.248
Hassan Pena	3	5	3.81	42	0	0	4	56.2	53	26	24	6	4	22	36	3	1.32	.250
Ryan Perry	1	1	4.50	11	0	0	2	12.0	16	6	6	0	1	7	14	6	1.92	.356
Kevin Pucetas	1	0	3.86	1	1	0	0	7.0	7	3	3	1	0	1	5	0	1.14	.269
Tanner Roark	6	17	4.39	28	26	1	0	147.2	161	89	72	14	11	47	130	5	1.41	.281
Henry Rodriguez	0	0	0.00	4	0	0	2	4.0	0	0	0	0	0	4	3	0	1.00	.000
Atahualpa Severino	3	0	2.81	46	0	0	3	48.0	37	20	15	5	3	36	43	7	1.52	.218
Cory VanAllen	0	0	8.50	17	0	0	1	18.0	24	19	17	1	1	13	14	0	2.06	.320
Chien-Ming Wang	2	0	4.35	3	3	0	0	17.0	26	10	10	1	2	5	8	1	1.50	.321
Josh Wilkie	0	2	4.76	18	0	0	3	17.0	22	10	9	2	0	5	14	1	1.59	.314
Team Totals	70	74	3.95	144	144	8	36	1238	1274	611	544	117	43	410	862	50	1.36	.267



TOLEDO MUD HENS

MLB AFFILIATE: DETROIT TIGERS (1987)

WWW.MUDHENS.COM

E-MAIL: MUDHENS@MUDHENS.COM

Fifth Third Field
406 Washington St.
Toledo, OH 43604

Phone: 419.725.4367

Fax: 419.725.4368

BALLPARK INFORMATION

Ballpark (Opened) 2002
Capacity 10,300
Dimensions (L-C-R)..... 320-412-315

2012 INFORMATION 3RD-IL NORTH

Record 60-84
Vs. Bulls..... 6-2
Attendance 550,900 (7,870)

FRONT OFFICE

General Manager Joe Napoli
Media Contact Andi Roman
Email..... aromantye@mudhens.com
Phone..... 419.725.4371
Twitter @MudHens

FIELD STAFF

Manager..... Phil Nevin
Pitching Coach A. J. Sager
Hitting Coach..... Leon Durham
Athletic Trainer Matt Rankin

BROADCAST

Flagship Station 1230 AM
Play-By-Play Jim Weber, Jason Griffin

BASEBALL AMERICA'S TOP PROSPECTS

1. Nick Castellanos, 3B
2. Bruce Rondon, RHP
3. Avisail Garcia, OF
4. Danny Vasquez, OF
5. Casey Crosby, LHP
6. Tyler Collins, OF
7. Daniel Fields, OF
8. Eugenio Suarez, SS
9. Jake Thompson, RHP
10. Austin Schotts, OF

POSTSEASON PLAY

IL Pennants: 1968, 2005, 2006

Governors' Cup: 1967, 2005, 2006

2013 SCHEDULE

DATE	H/A	TIME
4/23	H	7:05 PM
4/24	H	1:05 PM
4/25	H	7:05 PM
4/26	H	7:05 PM
7/30	A	7:00 PM
7/31	A	7:00 PM
8/1	A	7:00 PM
8/2	A	7:00 PM

2012 VS DURHAM

DATE	RESULT	CITY
6/9	W, 11-1	DUR
6/10	L, 7-1	DUR
6/11	L, 6-3	DUR
6/12	W, 8-3	DUR
8/10	SUSPEND	TOL
8/11	W, 7-2 (#1)	TOL
8/11	W, 4-2 (#2)	TOL
8/12	W, 4-3	TOL
8/13	W, 7-5	TOL

2012 MUD HENS BATTING

BATTERS	AVG	G	AB	R	H	2B	3B	HR	RBI	TB	BB	SO	SB	CS	OBP	SLG	OPS
Alex Avila	.429	3	7	0	3	0	0	0	1	3	1	3	0	0	.500	.429	.929
Jeff Baisley	.081	10	37	1	3	1	0	0	3	4	2	2	0	0	.146	.108	.254
Quintin Berry	.270	39	159	18	43	8	0	0	11	51	22	46	19	3	.368	.321	.688
Rawley Bishop	.143	6	21	1	3	1	0	0	1	4	3	8	0	1	.240	.190	.430
Rob Brantly	.254	36	130	11	33	4	0	0	6	37	7	25	0	0	.295	.285	.580
Audy Ciriaco	.224	102	348	43	78	16	0	12	35	130	17	74	17	7	.262	.374	.636
Edgar Corcino	.250	3	4	0	1	0	0	0	0	1	0	1	0	0	.250	.250	.500
Brad Davis	.327	15	55	9	18	3	0	0	9	21	5	9	0	0	.393	.382	.775
Argeniz Diaz	.253	111	356	33	90	12	0	0	32	102	27	64	12	7	.302	.287	.589
Andy Dirks	.216	10	37	4	8	1	0	2	5	15	4	8	2	0	.293	.405	.698
Brent Dlugach	.169	25	65	8	11	2	0	2	8	19	7	19	2	0	.257	.292	.549
Danny Dom	.281	47	167	24	47	11	1	7	25	81	22	43	4	0	.376	.485	.861
Brad Eldred	.305	63	236	49	72	18	1	24	65	164	24	73	5	0	.374	.695	1.069
Jeff Frazier	.190	23	79	6	15	4	0	1	5	22	1	14	0	0	.200	.278	.478
Ben Guez	.284	82	292	43	83	20	6	6	37	133	33	76	11	6	.379	.455	.834
Jerad Head	.268	85	295	50	79	18	0	12	38	133	29	64	9	1	.353	.451	.804
Justin Henry	.300	131	476	72	143	14	5	1	38	170	54	65	22	12	.372	.357	.729
Bryan Holaday	.240	75	250	18	60	12	1	2	25	80	22	43	2	0	.312	.320	.632
Brandon Inge	.111	3	9	1	1	0	0	0	0	1	3	1	0	0	.385	.111	.496
Cale Iorg	.157	47	134	9	21	7	1	1	6	33	6	45	2	2	.193	.246	.439
Austin Jackson	.125	2	8	0	1	0	0	0	0	1	1	2	0	1	.222	.125	.347
Jamie Johnson	.222	10	36	4	8	0	1	0	2	10	5	3	3	1	.317	.278	.595
Don Kelly	.233	20	73	8	17	2	0	1	12	22	12	17	4	1	.341	.301	.643
John Lindsey	.270	65	233	33	63	17	0	15	47	125	29	59	0	0	.365	.536	.902
Zach Maggard	.222	3	9	1	2	0	0	1	1	5	0	1	0	0	.222	.556	.778
Eric Patterson	.244	64	221	23	54	6	2	2	23	70	41	58	13	3	.365	.317	.681
Bryan Pounds	.132	12	38	6	5	0	1	2	5	13	1	9	0	1	.154	.342	.496
Ryan Raburn	.250	15	60	8	15	2	0	4	12	29	5	15	1	0	.318	.483	.802
Adolfo Reina	.250	1	4	1	1	0	0	1	2	4	0	2	0	0	.250	1.000	1.250
Omir Santos	.310	23	84	7	26	7	1	0	9	35	2	17	0	1	.315	.417	.731
Ryan Strieby	.195	88	334	41	65	17	2	13	52	125	37	108	0	0	.279	.374	.654
Danny Worth	.264	60	216	30	57	15	2	5	24	91	31	58	10	5	.364	.421	.785
Matt Young	.212	96	293	44	62	6	5	1	24	81	68	68	16	4	.363	.276	.640
Team Totals	.249	144	4766	606	1188	224	29	115	563	1815	521	1100	154	56	.330	.381	.710

2012 MUD HENS PITCHING

PITCHERS	W	L	ERA	G	GS	CG	SV	IP	H	R	ER	HR	HB	BB	SO	WP	WHIP	AVG
Albuquerque	1	0	1.69	9	0	0	0	10.2	9	2	2	1	1	4	18	0	1.22	.225
Collin Balester	1	1	3.64	31	0	0	1	47.0	38	20	19	7	3	12	45	1	1.06	.224
Duane Below	1	2	6.23	4	4	0	0	17.1	24	12	12	3	0	12	7	1	2.08	.353
Chris Bootcheck	2	5	4.06	41	0	0	17	44.1	39	25	20	1	2	26	53	2	1.47	.228
Brooks Brown	4	4	4.90	29	19	0	0	112.0	125	67	61	11	5	58	81	12	1.63	.291
Casey Crosby	7	9	4.01	22	22	2	0	125.2	112	63	56	12	0	65	112	11	1.41	.238
Darin Downs	0	2	2.15	25	0	0	0	29.1	25	8	7	0	0	8	33	3	1.13	.234
Ramon Garcia	1	3	8.46	7	6	0	0	27.2	41	29	26	1	2	11	15	3	1.88	.350
Matt Hoffman	1	2	3.69	43	0	0	0	46.1	55	28	19	4	4	16	32	4	1.53	.289
Luis Marte	3	2	3.70	18	0	0	2	24.1	20	10	10	1	0	10	27	2	1.23	.222
Zach Miner	2	0	2.50	23	0	0	2	36.0	23	10	10	3	1	20	16	1	1.19	.180
Fu-Te Ni	2	2	4.56	7	5	0	0	23.2	27	12	12	5	2	14	14	0	1.73	.287
Andrew Oliver	5	9	4.88	28	19	0	0	118.0	103	70	64	7	3	88	112	18	1.62	.235
Jose Ortega	5	8	5.74	45	0	0	1	62.2	76	44	40	4	2	51	68	12	2.03	.311
Luke Putkonen	3	3	4.92	24	2	0	0	56.2	68	37	31	3	1	20	46	2	1.55	.304
Ryan Robowski	0	2	4.38	7	0	0	0	12.1	11	7	6	0	2	5	8	1	1.30	.244
Bruce Rondon	1	0	2.25	9	0	0	2	8.0	5	3	2	1	0	7	9	0	1.50	.167
Daniel Schlereth	0	0	10.80	3	0	0	0	1.2	3	2	2	0	0	4	2	2	4.20	.375
Drew Smyly	0	2	6.11	7	7	0	0	17.2	22	13	12	3	1	8	25	2	1.70	.310
Shawn Teufel	1	1	5.40	2	2	0	0	10.0	11	8	6	1	0	8	5	1	1.90	.282
Jacob Turner	4	2	3.16	10	10	1	1	62.2	52	23	22	2	2	24	40	1	1.21	.229
Brandon Villareal	0	0	1.29	8	0	1	1	14.0	5	2	2	1	1	7	22	1	0.86	.125
Rob Waite	2	3	4.76	31	2	0	1	56.2	69	38	30	2	2	26	29	4	1.68	.303
Thad Weber	7	11	4.20	22	21	1	0	128.2	123	62	60	16	6	31	97	5	1.20	2.51
Adam Wilk	7	11	2.77	24	24	3	0	149.2	123	61	46	13	0	28	128	2	1.01	.221
Adam Wood	0	0	5.68	11	0	0	0	12.2	19	10	8	1	1	12	18	0	2.46	.333
Team Totals	60	84	4.23	144	144	7	27	1260	1237	673	592	107	41	577	1067	91	1.44	.258

Radio

All home games throughout the course of the 2013 can be heard on the flagship station for Bulls baseball - 620 The Buzz. All 144 games will be aired live on WDNC-AM, starting with a 15-minute pre-game show leading to the first pitch.

TV

Over 50 home games throughout the season will be hosted on the home of the Durham Bulls, Me-TV 50.2, which is available free over-the-air on WRAZ Channel 50.2 and on Time Warner Digital Cable Channel 151. You can enjoy Bulls baseball in high-definition on Time Warner Digital Cable Channel 1151. For more information and a schedule of broadcasts please visit durhambulls.com

Explorer Post 50

Explorer Post 50 enters their 14th season in 2013 and is a youth based television broadcasting program that provides students, ages 14-20, with an invaluable opportunity to gain exceptional experience in the field of television broadcasting.

All Explorer Post 50 members have the opportunity to learn: Camera Operation, Directing, Producing, Audio Board Operation, Video Tape/Instant Replay Operation, Camera Control Unit Operation, Graphic Computer Operation

The Explorer Post is designed to make every opportunity a learning opportunity. While we take great pride in teaching the skills needed to produce a television broadcast, we believe our greatest responsibility is to mold our young people into well-adjusted, productive, responsible individuals.

Explorer Post 5 and Explorer Post 50 are members of the Learning for Life program, a subsidiary of the Boy Scouts of America, and are associated with the Occaneechee Council of Boy Scouts here in Raleigh. Youth between the ages of 14-20 are eligible to participate in Post 5 to learn about broadcasting.

The Learning for Life career exploration program also helps youth develop social and life skills, assists in character development, and help them formulate positive personal values. Exploring is a worksite-based program that gives young people an opportunity to visit community organizations and explore the dynamics of various careers.

Explorer Post 5 was chartered in 1969 by Jim Goodmon, President and CEO of CBC, and then WRAL-TV engineer Powell Kidd. Post 5 is the oldest continuous post in the country. Hundreds of youngsters have been introduced to broadcasting through the post and a number of current outstanding employees got their start in the post. ...and many, many more who are working throughout the country.

The students of Explorer 50 have been producing a closed-circuit broadcast for Bulls' home games since 1999. In the 2001 season, the Bulls and FOX 50 expanded the program to broadcast 32 home games on WRAZ-DT, FOX 50's digital channel. Explorer Post 50 were nominated for a Student Production Emmy by the Midsouth Region for their work in producing Bulls games that inaugural year.

Originally, Post 5 focused on scouting and consisted of an all-male membership. During the mid-70's, the Post began producing documentaries and then began producing "Post 5 Reports," a short-lived 30-minute interview program, in 1979. As local high schools began teaching classes in broadcasting, Post 5 became increasingly popular. The membership has since opened to females.

EXPLORER POST 50 HISTORY

Capitol Broadcasting Company CEO Jim Goodmon created Explorer Post 50 in the fall of 1998 to provide area youth with a positive and productive way to spend their summer. The following spring, Bulls fans were able to enjoy live game action on television sets throughout the ballpark and inside the skyboxes.

- Beginning in 2001, the Durham Bulls could be seen more than thirty times per year on WRAZ-DT, Time Warner digital cable channel 251.

- On November 16th, 2001 it was announced that Explorer Post 50 was nominated for an Emmy in the Student Production Category for the Mid-South region. A select group of Post 50 members were chosen to attend the banquet and awards ceremony on February 2nd, 2002 at the Gaylord Opryland Hotel in Nashville, Tennessee.

- On May 2nd, 2002 WRAL-TV hosted the Occoneechee Council of the Boy Scouts of America – Learning for Life Recognition Banquet where Post 50 was named Explorer/Learning for Life Post of the Year.

- On September 6th, 2002, the very first out of market broadcast of a Bulls game was seen in Toledo, Ohio, when the Toledo Mud Hens came to Durham to play game three of a five-game playoff series against the Bulls.

- In the summer of 2003 when Explorer Post 50 began to produce and broadcast games for the United States National Baseball Team with commentators Jerry Kendall, former University of Arizona baseball coach and Tony Haynes, color commentator for North Carolina State University and host of State's Coaches shows.

- In 2005 Post 50 made it possible for more fans to get in on the action by airing the games on the web at MiLB.com.

- On September 5th and 6th in 2007, the Durham Bulls were in the playoffs with the Toledo Mud Hens and Post 50 aired their broadcast on the Buckeye Cable System (BCSN) in Northwest Ohio, North Central Ohio and Southeast Michigan.

- On September 10th, 2007, FOX 50 launched RTN, the Retro Television Network on their digital cable channel, WRAZ-DT 251, and became the official home of the Durham Bulls.



BULLS ON THE ROAD

Buffalo

Hyatt Regency Buffalo
Two Fountain Plaza
Buffalo, NY 14202
(716) 855-4950

Charlotte

Comfort Suites Pineville
10415 Centrum Suites Parkway
Pineville, NC 28134
(704) 540-0069

Columbus

Crowne Plaza Hotel Columbus
33 E Nationwide Blvd
Columbus, OH 43215
(614) 461-4100

Durham

Marriott Civic Center
201 Foster Street
Durham, NC 27701
(919) 768-6000

Gwinnett

Courtyard by Marriott Buford/Mall of GA
1495 Mall of Georgia Blvd
Buford, GA 30519
(678) 745-3380

Indianapolis

Courtyard by Marriott Downtown
601 West Washington St
Indianapolis, IN 46204
(317) 808-3046

Louisville

Galt House
140 N Fourth Street
Louisville, KY 40202
(502) 568-3497

Norfolk

Sheraton Waterside
777 Waterside Drive
Norfolk, VA 23510
(757) 640-2744

Pawtucket

Courtyard by Marriott Downtown
32 Exchange Terrace
Providence, RI 02903
(401) 752-3003

Rochester/Scranton/WilkesBarre

Rochester Plaza Hotel
70 State St
Rochester, NY 14614
(585) 546-3450

Syracuse

Ramada Syracuse
1305 Buckley Blvd
Syracuse, NY 13212
315) 457-8670
Contact: Judy Herzig

Toledo

Park Inn Toledo \$84
101 North Summit Street
Toledo, OH 43604
(419) 241-3000

Lehigh Valley

Staybridge Suites \$88
1787 A Airport Road
Allentown, PA 18109
(610) 686-5022

CREDENTIALS - Accredited news media may obtain press credentials by calling, faxing or emailing requests to the Durham Bulls Media Relations Department. Requests must be made no later than noon on a gameday. Press credentials can be picked up at the Bulls front office one hour before game time. All requests are subject to approval by the Bulls Media Relations Department.

CLUB HOUSES - The Bulls clubhouses are open to accredited media until 30 minutes prior to game time. There will be no media admittance during rain delays or between games of a doubleheader. Within 15 minutes following the final out of the game, the Bulls clubhouse will reopen for media. The Bulls training room, lounge, manager's office and coaches office are off limits to media at all times. The Visitors clubhouse is governed by the visiting team.

FIELD & DUGOUTS - The playing field and dugouts must be clear of all media representatives 30 minutes prior to the game and remain so until after the game. Field photo passes may be requested through the Media Relations Department and are subject to approval and revocation.

PRESS BOX - The press box is open to accredited members of the media on assignment only. Proper etiquette must be maintained at all times. Children are not permitted in the press box.

MEDIA NOTES - Game notes and statistics are available in the press box approximately two hours prior to game time. Anyone needing the information earlier or needing additional information should contact the Media Relations Department.

NO AUTOGRAPHS - Autograph seeking by media is prohibited at Durham Bulls Athletic Park.

MORE INFORMATION - For more information regarding policies or questions about interviews, photo requests, statistical information, credential requests, news releases, etc., contact the Media Relations Department at (919) 687-6528

BATTING PRACTICE SCHEDULE

7:05 PM GAME

Bulls B.P. 4:15-5:15
 Visitors B.P. 5:15-6:00
 Bulls Infield 6:05-6:15
 Visitors Infield 6:15-6:25

5:05 PM GAME

Bulls B.P. 2:15-3:15
 Visitors B.P. 3:15-4:00
 Bulls Infield 4:05-4:15
 Visitors Infield 4:15-4:25

1:05 PM GAME

Bulls B.P. 10:15-11:15
 Visitors B.P. 11:15-12:00
 Bulls Infield 12:05-12:15
 Visitors Infield 12:15-12:25

12:05 PM GAME

Bulls B.P. 9:15-10:15
 Visitors B.P. 10:15-11:00
 Bulls Infield 11:05-11:15
 Visitors Infield 11:15-11:25

11:05 AM GAME

Bulls B.P. 8:15-9:15
 Visitors B.P. 9:15-10:00
 Bulls Infield 10:05-10:15
 Visitors Infield 10:15-10:25

ACC BASEBALL CHAMPIONSHIP

The Atlantic Coast Conference Baseball Championship will visit Durham Bulls Athletic Park from May 22-26. Full tournament passes for the 2013 ACC Baseball Championship are now available. Adult passes for the full 13-game tournament may be purchased for \$130.00. Meanwhile, single-game tickets are also on sale.

The round-robin, pool-play tournament will showcase the top eight ACC teams, featuring three games per day for the 5-day extravaganza. The championship game between the two pool winners will be played on Sunday afternoon.

Game 1 – Wednesday, May 22 at 11:00 a.m.

Game 2 – Wednesday, May 22 at 3:00 p.m.

Game 3 – Wednesday, May 22 at 7:00 p.m.

Game 4 – Thursday, May 23 at 11:00 a.m.

Game 5 – Thursday, May 23 at 3:00 p.m.

Game 6 – Thursday, May 23 at 7:00 p.m.

Game 7 – Friday, May 24 at 11:00 a.m.

Game 8 – Friday, May 24 at 3:00 p.m.

Game 9 – Friday, May 24 at 7:00 p.m.

Game 10 – Saturday, May 25 at 11:00 a.m.

Game 11 – Saturday, May 25 at 3:00 p.m.

Game 12 – Saturday, May 25 at 7:00 p.m.


Game 13 (Championship Game) - Sunday, May 26 at 1:00 p.m.

The 2012 ACC Tournament at DBAP saw the No. 8 seed Georgia Tech run away with the Championship after they defeated No. 6 Miami, 8-5 in the Sunday finale.

The ACC Baseball Championship annually features many of the nation's top-ranked teams. The ACC placed seven teams in the 2012 NCAA Tournament field, and a total of 15 ACC teams have reached the College World Series over the past six seasons. Last season marked the ninth straight year that at least six ACC teams had been selected for NCAA postseason play and the 11th consecutive year that at least five conference teams were chosen.

Located in Downtown Durham with a seating capacity of 10,000, the Durham Bulls Athletic Park serves as home to the Tampa Bay Rays Triple-A affiliate and has been the host venue for the ACC Baseball Championship on five prior occasions (1996, 1998, 1999, 2009 and 2011).

To purchase full tournament passes to the 2013 ACC Baseball Championship, call the Durham Bulls ticket office at 919.956.BULL or order online at durhambulls.com



CONNECT WITH THE BULLS

EXCLUSIVE OFFERS • BEHIND THE SCENES ACCESS
IN DEPTH COVERAGE OF THE TRIANGLE'S TEAM



[Twitter.com/DurhamBulls](https://twitter.com/DurhamBulls)

[Facebook.com/DurhamBulls](https://facebook.com/DurhamBulls)

[Pinterest.com/DurhamBulls](https://pinterest.com/DurhamBulls)

[Instagram.com/DurhamBulls](https://instagram.com/DurhamBulls)



SIGN UP FOR BULL-ET POINTS

The Official E-Newsletter of the Durham Bulls





DURHAM BULLS 2013 SCHEDULE

APRIL

SUN	MON	TUE	WED	THUR	FRI	SAT
				4	5	6
				NOR	NOR	NOR
				7:05p	7:05p	7:05p
7	8	9	10	11	12	13
NOR	GWN	GWN	GWN	NOR	NOR	CHA
10:50p	6:05p	7:05p	1:05p	7:05p	7:05p	7:15p
14	15	16	17	18	19	20
CHA	CHA	CHA	CHA	CHA	NOR	NOR
2:15p	7:15p	11:15a	7:05p	11:05a	7:05p	8:05p
21	22	23	24	25	26	27
NOR	OFF	TOL	TOL	TOL	TOL	SYR
9:05p		7:05p	1:05p	7:05p	7:05p	7:00p
28	29	30				
SYR	SYR	SYR				
2:00p	7:00p	12:00p				

MAY

SUN	MON	TUE	WED	THUR	FRI	SAT
			1	2	3	4
			OFF	PAW	PAW	PAW
				6:15p	6:15p	1:05p
5	6	7	8	9	10	11
PAW	SYR	SYR	SYR	SYR	LHV	LHV
10:50p	7:05p	7:05p	11:05a	7:05p	7:05p	8:05p
12	13	14	15	16	17	18
LHV	LHV	ROC	ROC	ROC	ROC	NOR
5:05p	10:50p	7:05p	7:05p	3:35p	7:05p	7:05p
19	20	21	22	23	24	25
NOR	OFF	NOR	NOR	SWB	SWB	SWB
9:05p		6:35p	6:35p	6:35p	7:05p	7:05p
26	27	28	29	30	31	
ACC	BUF	BUF	BUF	BUF	SWB	
11:05p	9:05p	7:05p	7:05p	7:05p	7:05p	

JUNE

SUN	MON	TUE	WED	THUR	FRI	SAT
						1
						SWB
						7:05p
2	3	4	5	6	7	8
SWB	SWB	IND	IND	IND	IND	LOU
5:05p	1:05p	7:05p	7:05p	1:35p	7:05p	6:05p
9	10	11	12	13	14	15
LOU	LOU	LOU	OFF	IND	IND	IND
6:05p	7:05p	7:05p		7:05p	7:05p	7:05p
16	17	18	19	20	21	22
IND	LOU	LOU	LOU	LOU	BUF	BUF
5:05p	7:05p	7:05p	7:05p	7:05p	7:05p	6:05p
23	24	25	26	27	28	29
BUF	BUF	LHV	LHV	LHV	LHV	COL
1:05p	7:05p	7:05p	7:05p	7:05p	7:05p	7:05p
30						
COL						
8:05p						

JULY

SUN	MON	TUE	WED	THUR	FRI	SAT
	1	2	3	4	5	6
	COL	COL	CHA	NOR	NOR	GWN
	6:05p	7:15p	7:15p	8:05p	7:05p	7:05p
7	8	9	10	11	12	13
GWN	CHA	CHA	CHA	CHA	GWN	GWN
5:05p	7:15p	7:15p	7:05p	7:05p	7:05p	7:05p
14	15	16	17	18	19	20
GWN	ALL STAR BREAK	PAW	PAW	PAW	PAW	
5:05p		7:05p	7:05p	7:05p	7:05p	
21	22	23	24	25	26	27
PAW	GWN	GWN	GWN	GWN	COL	COL
5:05p	7:15p	7:05p	7:05p	7:05p	7:15p	7:05p
28	29	30	31			
COL	COL	TOL	TOL			
6:05p	7:05p	7:00p	7:00p			

AUGUST

SUN	MON	TUE	WED	THUR	FRI	SAT
				1	2	3
				TOL	TOL	GWN
				7:00p	7:05p	7:05p
4	5	6	7	8	9	10
GWN	ROC	ROC	ROC	ROC	CHA	CHA
5:05p	7:05p	7:05p	7:05p	7:05p	7:05p	7:05p
11	12	13	14	15	16	17
CHA	OFF	GWN	GWN	GWN	GWN	CHA
5:05p		6:00p	6:00p	6:00p	7:05p	7:15p
18	19	20	21	22	23	24
CHA	CHA	CHA	CHA	NOR	NOR	NOR
2:15p	7:15p	7:15p	7:05p	7:05p	7:05p	7:05p
25	26	27	28	29	30	31
NOR	CHA	CHA	GWN	GWN	GWN	GWN
8:05p	7:05p	7:05p	6:05p	6:05p	7:05p	7:05p

SEPTEMBER

SUN	MON	TUE	WED	THUR	FRI	SAT
1	2	3	4	5	6	7
NOR	NOR	OFF	First Round Playoffs			
6:05p	12:05p					
8	9	10	11	12	13	14
Championship Round						

International League Legend

BUF	Buffalo Bisons (NYM)	NOR	Norfolk Tides (BAL)
CHA	Charlotte Knights (CWS)	NOR	Norfolk Tides (BAL)
COL	Columbus Clippers (CLE)	PHI	Philadelphia Phillies (PHI)
GWN	Gwinnett Braves (ATL)	ROC	Rochester Red Wings (BOS)
IND	Indianapolis Indians (PIT)	SWB	Sacramento/San Francisco (MIN)
LOU	Louisville Bats (CHN)	SYR	Syracuse Chiefs (WAS)
LHV	Lynchburg Hilltoppers (PHI)	TOL	Toledo Mud Hens (DET)

 HOME GAME
 HOMEDAY GAME
 AWAY GAME

2013 PROMOTIONAL EVENTS

To view the full 2013 Promotional Events Schedule including Diamond Cutters Dancing Grounds Crew performances visit B.COM

APRIL

- 4/8 Opening Night and Fireworks presented by Bronto Software
- 4/10 Midweek Matinee
- 4/12 Friday Night Fireworks presented by Click It or Ticket
- 4/17 Bark in the Park #1
K9 Crew Frisbee Dogs Appearance
- 4/18 Education Day
- 4/19 Friday Night Fireworks and Game presented by Durham Marriott City Center
- 4/20 Game presented by Blue Cross and Blue Shield of NC
Team Autograph Session
- 4/24 Midweek Matinee
- 4/26 Friday Night Fireworks and Game presented by Triangle Orthopaedic Associates

MAY

- 5/6 Game presented by Northwestern Mutual
- 5/8 Education Day
- 5/10 Friday Night Fireworks presented by Great Clips
- 5/11 Game presented by Duke Energy
Star Wars Night
Team Autograph Session
- 5/13 Midweek Matinee & Senior Day
- 5/15 Play4Health presented by Sofanofi US
- 5/19 Wool E. Bull's Birthday
Swim Night presented by Rising Sun Pools & Spas
- 5/30 Game presented by Bayer CropScience
Russian Bar Trio Appearance
- 5/31 Friday Night Fireworks and Game presented by North Carolina Education Lottery

JUNE

- 6/1 Game presented by Blue Cross and Blue Shield of NC
- 6/3 Midweek Matinee
- 6/14 Friday Night Fireworks and Game presented by Wilson Law P.A.
- 6/15 Game presented by Chevrolet
Camp Out Night #1
presented by Great Outdoor Provision Co.
- 6/16 Bull Durham 25th Anniversary Celebration
- 6/19 Bark in the Park #2
K9 Crew Frisbee Dogs Appearance
- 6/20 90s Night
Game presented by North Carolina Education Lottery
- 6/29 Fireworks and Swing for the Cure Night presented by Sport Durst
Pink Jersey Auction
- 6/29-30 Foofa from Yo Gabba Gabba! Appearance

JULY

- 7/4 Independence Day Fireworks Extravaganza presented by PNC
- 7/5 Friday Night Fireworks
- 7/10 DBAP Food Truck Fest
- 7/12 Friday Night Fireworks and Game presented by North Carolina Education Lottery
Camp Out Night #2
presented by Great Outdoor Provision Co.
- 7/13 Fireworks and Game presented by Blue Cross and Blue Shield of NC
- 7/13-14 Brobee from Yo Gabba Gabba! Appearance
- 7/18 Game presented by Boozie It & Lose It
- 7/19 Friday Night Fireworks and Game presented by Triangle Orthopaedic Associates

- 7/20 Mascot Wrestling Throwdown
Autism Awareness Night presented by 47 Brand
- 7/25 SocialBulls Social Media Night

AUGUST

- 8/3 Fireworks
- 8/4 Negro League Night
- 8/5 Recycling Night presented by YP Holdings, LLC
- 8/8 Bring A Book Night presented by Smith Breeden Associates
- 8/9 Friday Night Fireworks and Game presented by GotTo Be NC Peanuts
- 8/10 Fireworks and Game presented by Triangle Orthopaedic Associates
- 8/24 Fireworks and Fan Appreciation Day presented by Chevrolet
Bull Durham Jersey Auction
Camp Out Night #3
presented by Great Outdoor Provision Co.
- 8/26 Recycling Night presented by YP Holdings, LLC

SEASON LONG PROMOTIONS

- Tuesdays: AAA Membership Card Night
Buy One Member Redeem Ticket, Get One Free Courtesy of AAA Cardinals
- Thursdays: \$1 Commemorative Items featuring Bright Leaf hot dogs, fries and popcorn (Excludes 7/4)
- Thursdays: College Night (Excludes 7/4)
- Sundays: Pepsi Kids Run The Bases
- Pepsi Baseball Camp: June 13-15, July 10-12, August 7-9



★ The Triangle's Team ★