



2013 MEDIA GUIDE

FRESNO GRIZZLIES BASEBALL



2013 SCHEDULE



MAY

SUN	MON	TUE	WED	THUR	FRI	SAT
			1 SAC 7:05 PM	2 SAC 7:05 PM	3 COL 7:05 PM	4 COL 7:05 PM
5 COL 8:05 PM	6 COL 12:05 PM	7 NAS 5:05 PM	8 NAS 9:05 AM	9 NAS 5:05 PM	10 NAS 5:05 PM	11 MEM 4:05 PM
12 MEM 11:35 AM	13 MEM 5:05 PM	14 MEM 10:02 AM	15 NO 7:05 PM	16 NO 7:05 PM	17 NO 7:05 PM	
18 NO 3:05 PM	19 OKC 7:05 PM	20 OKC 11:03 AM	21 OKC 7:05 PM	22 OKC 7:05 PM	23 COL 8:05 PM	24 COL 5:05 PM
25 COL 12:35 PM	26 TUC 7:05 PM	27 TUC 7:05 PM	28 TUC 7:05 PM	29 TUC 7:05 PM	30 TUC 7:05 PM	31 TUC 7:05 PM

JULY

SUN	MON	TUE	WED	THUR	FRI	SAT
	1 LAS 7:05 PM	2 LAS 7:05 PM	3 LAS 7:05 PM	4 SAC 7:05 PM	5 SAC 7:05 PM	6 SAC 7:05 PM
7 SAC 8:05 PM	8 REN 7:05 PM	9 REN 7:05 PM	10 REN 7:05 PM	11 SAC 7:05 PM	12 SAC 7:05 PM	13 SAC 7:05 PM
14 SAC 1:05 PM	15 PCL ALL-STAR BREAK	16 PCL ALL-STAR BREAK	17 PCL ALL-STAR BREAK	18 TAC 7:05 PM	19 TAC 7:05 PM	20 TAC 7:05 PM
21 TAC 6:05 PM	22 SL 6:05 PM	23 SL 6:05 PM	24 SL 6:05 PM	25 COL 6:05 PM	26 COL 5:05 PM	27 COL 5:05 PM
28 COL 4:05 PM	29 COL 11:35 AM	30 RR 7:05 PM	31 RR 7:05 PM			

Schedule Legend:



APRIL

SUN	MON	TUE	WED	THUR	FRI	SAT
				1 TAC 7:05 PM	2 TAC 7:05 PM	3 TAC 7:05 PM
4 TAC 8:05 PM	5 LAS 7:05 PM	6 LAS 7:05 PM	7 LAS 7:05 PM	8 LAS 7:05 PM	9 TUC 7:05 PM	10 TUC 7:05 PM
11 TUC 1:05 PM	12 TUC 7:05 PM	13 TAC 6:05 PM	14 TAC 7:05 PM	15 TAC 7:05 PM	16 TAC 7:05 PM	17 TUC 7:05 PM
18 TUC 2:05 PM	19 TUC 7:05 PM	20 TUC 7:05 PM	21 REN 6:35 PM	22 REN 6:35 PM	23 REN 6:35 PM	24 REN 6:35 PM
25 REN 1:05 PM	26 SAC 7:05 PM	27 SAC 7:05 PM				

JUNE

SUN	MON	TUE	WED	THUR	FRI	SAT
						1 LAS 7:05 PM
2 LAS 2:05 PM	3 LAS 7:05 PM	4 LAS 12:05 PM	5 SL 6:05 PM	6 SL 6:05 PM	7 SL 6:05 PM	8 SL 6:05 PM
9 SL 12:05 PM	10 TUC 7:05 PM	11 TUC 7:05 PM	12 TUC 7:05 PM	13 TUC 7:05 PM	14 SL 7:05 PM	15 SL 7:05 PM
16 SL 2:05 PM	17 SL 7:05 PM	18 REN 7:05 PM	19 REN 7:05 PM	20 REN 7:05 PM	21 REN 7:05 PM	22 COL 7:00 PM
23 SL 1:30 PM	24 TAC 7:05 PM	25 TAC 7:05 PM	26 SL 7:05 PM	27 SL 7:05 PM	28 SL 7:05 PM	29 SL 7:05 PM

AUGUST / SEPTEMBER

SUN	MON	TUE	WED	THUR	FRI	SAT
				1 RR 7:05 PM	2 RR 7:05 PM	3 ALB 7:05 PM
4 ALB 6:05 PM	5 ALB 7:05 PM	6 ALB 7:05 PM	7 IOW 7:05 PM	8 IOW 7:05 PM	9 IOW 7:05 PM	10 IOW 7:05 PM
11 IOW 11:05 AM	12 OMA 5:05 PM	13 OMA 5:05 PM	14 OMA 10:05 AM	15 OMA 5:05 PM	16 REN 7:05 PM	17 REN 7:05 PM
18 REN 6:05 PM	19 REN 7:05 PM	20 REN 7:05 PM	21 LAS 7:05 PM	22 LAS 7:05 PM	23 LAS 7:05 PM	24 LAS 7:05 PM
25 LAS 7:05 PM	26 SAC 7:05 PM	27 SAC 7:05 PM	28 SAC 7:05 PM	29 SAC 7:05 PM	30 COL 7:05 PM	31 COL 7:05 PM

* Schedule subject to change. All game times are local times.

** For Fresno Fuego game times and other team information, visit FresnoFuego.com.

2013 PACIFIC COAST LEAGUE

ALB - Los Angeles Dodgers Affiliate
Albuquerque Isotopes
COL - Colorado Rockies Affiliate
Colorado Springs Sky Sox
IOW - Chicago Cubs Affiliate
Iowa Cubs
LAS - New York Mets Affiliate
Las Vegas 51s
MEM - St. Louis Cardinals Affiliate
Memphis Redbirds

NAS - Milwaukee Brewers Affiliate
Nashville Sounds
NO - Florida Marlins Affiliate
New Orleans Zephyrs
OKC - Houston Astros Affiliate
Oklahoma City RedHawks
OMA - Kansas City Royals Affiliate
Omaha Storm Chasers
REN - Arizona Diamondbacks Affiliate
Reno Aces

RR - Texas Rangers Affiliate
Round Rock Express
SAC - Oakland Athletics Affiliate
Sacramento River Cats
SL - Los Angeles Angels Affiliate
Salt Lake Bees
TAC - Seattle Mariners Affiliate
Tacoma Rainiers
TUC - San Diego Padres Affiliate
Tucson Padres



2013 Season Presented By:



Table Of Contents

Fresno Grizzlies Front Office

Front Office.....	4
Executive Management.....	5
Grizzlies Community Fund.....	6
Award-Winning Entertainment.....	7

2013 Fresno Grizzlies

Grizzlies Field Staff.....	10
Player Bios.....	13

2012 Season Review

Roster.....	56
Statistics.....	57
Day-By-Day.....	58
Transactions.....	60
Miscellaneous.....	61

History and Records

Fresno Baseball History.....	63
Single Season Records.....	65
Career Records.....	69
Award Winners.....	71
All-Time Roster.....	72

Year-By-Year Reviews

2012-1998 Reviews.....	75
Year-By-Year Totals.....	90
Opening Day.....	91

San Francisco Giants Organization

Front Office Personnel.....	93
2012 Organizational Leaders.....	94
Richmond Flying Squirrels.....	95
San Jose Giants.....	96
Augusta GreenJackets.....	97
Salem-Keizer Volcanoes.....	98

Pacific Coast League

PCL Info.....	100
2012 Recap.....	101
PCL Opponents.....	102

Chukchansi Park and Media Relations

Stadium Info.....	118
Radio Play-By-Play Broadcaster.....	120
Media Information.....	121
Pre-Game Schedule.....	122

The Fresno Grizzlies would like to thank the San Francisco Giants for providing the 2013 player head shots and biographical information, and Major League Baseball Advanced Media for providing statistical information.

Photos courtesy of Don Davis (www.dadphoto.com).

Front Office

Ownership

Operated by Fresno Sports Management, LLC

Executive Management

President Chris Cummings
Executive Vice President Brian Glover

Sales

Vice President, Sales Derek Franks
Director, Corporate Partnerships Jerry James
Director, Client Services Andrew Melrose
Inside Sales Manager Andrew Milios
Ticket Sales Manager Cody Holden
Group Sales Manager Adam Gleich
Corporate Sponsorships/Business Development Executive Ray Ortiz
Ticket Account Executive Marissa Barretta
Ticket Account Executive Christopher Cox
Ticket Account Executive Jon Stockton
Client Services Account Executive Karen Kelly
Group Sales Account Executive Kyle Kleiman
Partnership Executive Phillip Kasparian
Ticket Sales Assistant Andrea Renfro
Assistant Ticket Sales Manager Brian Boden

Marketing

Vice President, Marketing & Stadium Events Drew Vertiz
Marketing & Entertainment Coordinator Sarah Loving
Media Relations Coordinator Chris Kutz
Entertainment & Mascot Coordinator Troy Simeon
Entertainment & Mascot Coordinator Nick Haas
Graphic Designer Sam Hansen
Graphic Designer Jennifer Rose
Broadcaster Doug Greenwald

Fresno Grizzlies Community Fund

Community Fund Manager Whitney Campbell
Community Relations Coordinator Risa Isard
Community Fund Assistant Chris Wilson

Finance

Chief Financial Officer SuSin Correa
Accounts Receivable Finance Manager Monica DeLaCerde
Accounts Payable Finance Manager Brian Mehlman

Administration

Director, Human Resources Ashley Tennell
Guest Services Manager Steve Sodini
Receptionist DeeAnn Hernandez

Operations

Director, Event Operations Matt Studwell
Director, Stadium Operations Harvey Kawasaki
Stadium & Baseball Operations Coordinator Joe Castillo
Stadium Maintenance Operations Manager Ira Calvin
Operations Albert Estrada
Head Groundskeeper David Jacinto

Grizzlies Team Store

Merchandise Manager Lalonnie Calderon

Ovations Food Services

General Manager Tim Dickert
Assistant General Manager Ron Hassett
Suites and Catering Coordinator Maira Delao

Chris Cummings

President



Chris has been with the Grizzlies as Managing General Partner since purchasing the team in October of 2005 as part of Fresno Sports Management, LLC. The 2013 season will mark his second as the Grizzlies' Team President & CEO.

Originally from Boston, Chris is a long-suffering Boston Red Sox fan, as well as an avid San Francisco Giants fan, with a lengthy business history in commercial and multi-family residential real estate development.

Chris has served in a variety of business roles, including Project Manager and Consultant for Antaramian Development Corps, Consultant for LMB Partners, L.P., Vice President for Shawmut Bank, N.A., and Senior Asset Manager for Himmel and Co., Inc. and LaSalle Partners, Inc.

He holds an M.B.A. from the University of Illinois in Chicago, majoring in Marketing and Finance as well as a M.A. and B.A. degrees from the University of Rhode Island.

Chris lives in Fresno with his wife, Mona. He has two daughters, Ginny and Tadiwe, and a son, Wesley.

Brian Glover

Executive Vice President



Brian has been a part of the Fresno Grizzlies ownership group since purchasing the team following the 2005 season and is entering his third season as Executive Vice President.

Brian was born in Hanford, CA and spent his formative years in the Central San Joaquin Valley. His family has been in Fresno and Kings County for four generations, working in agriculture, the oil industry, construction, and education. Brian spent 10 years in retail, working full-time through college and into middle management. He became successful in multi-store management/development for various retail organizations.

He has been involved in the real estate sector since 2000, working with such national firms as Boston Capital, Midland Mortgage, GMAC, Citibank, and Goldman Sachs. Brian has also served as an independent consultant on various commercial and residential real estate projects throughout the United States.

A Fresno State and Fresno Pacific University alumnus, Brian is extremely proud of his Valley roots and is excited by the many opportunities that the Grizzlies and Chukchansi Park offer Fresno.



FRESNO GRIZZLIES

COMMUNITY FUND

The Fresno Grizzlies Community Fund is a 501c-3 non-profit organization that was introduced in 2004 in order to spearhead efforts to assist, reward, and support worthwhile causes throughout the Central San Joaquin Valley. In 2012, the Grizzlies Community Fund supported over 500 community and non-profit groups by donating over \$200,000 in tickets and memorabilia. The Grizzlies Community Fund has established several of its own outreach programs, including Wild About Reading, Junior Grizzlies Baseball League, Swing For Kids, and the newest addition to the Grizzlies Community Fund, the Farm Grown Program that was implemented in April 2012.

Wild About Reading

Wild About Reading is one the largest educational initiatives in all of Minor League Baseball. Now in its 10th year of existence in 2013, the program utilizes baseball to promote reading in the classroom. Each student at participating schools that reads 10 books in five weeks earns two free tickets to a 2013 Grizzlies game at Chukchansi Park. Each participating school hosts a kickoff assembly featuring Parker, the Grizzlies mascot. From December to March of 2013, Parker and the Grizzlies staff reached out to more than 100,000 students in Fresno, Kings, Madera, Mariposa, Merced and Kern counties, the most students enrolled ever in the program's history.



Junior Grizzlies

The Junior Grizzlies, a non-competitive baseball league for athletes with mental and physical disabilities, is the flagship program of the Fresno Grizzlies Community Fund. The league will enter its seventh season beginning in April of 2013. More than 110 participants from all over the Central Valley competed in the Junior Grizzlies in 2012. The Junior Grizzlies athletes played their final game with the entire Fresno Grizzlies roster of players and coaches at Chukchansi Park on June 24th.



In 2007, the Grizzlies Community Fund built the "Field of Dreams" for the Junior Grizzlies. This special baseball diamond is made out of a rubberized surface that is safe for all participants. The Grizzlies partnered with Clovis Unified School District and Granite Construction to build the one of-a-kind field at Gateway High School, located at Herndon and Sunnyside in Clovis.

Swing For Kids

Swing For Kids is a Grizzlies Community Fund program that allows unused tickets from Grizzlies season ticket holders to be donated to non-profit groups or organizations to attend a Grizzlies baseball game at Chukchansi Park. The support of Grizzlies season ticket holders goes a long way in allowing Central Valley residents to attend a Grizzlies game who usually do not have an opportunity to see the Fresno Grizzlies play.

Theme Jerseys

Throughout the season, the Grizzlies wear custom-designed theme jerseys that are auctioned off after the game to fans and benefit local non-profit organization partners. The Grizzlies wore three different theme jerseys in 2012, including a 15th Season jersey, Dark Knight jersey, and Farm Grown jersey. The jersey auctions helped raise over \$10,000 for community partners.

Farm Grown

In April of 2012, the Fresno Grizzlies and the Grizzlies Community Fund released its new community program called Farm Grown. The mission of Farm Grown is to promote the agricultural heritage and philanthropic vitality of the Central San Joaquin Valley through the building of meaningful partnerships in support of education and healthy living.



The vision of Farm Grown is to provide agricultural awareness, while strengthening knowledge of the farming tradition in the Central San Joaquin Valley. Through private and public partnerships, Farm Grown serves to promote education to children and adults, encourage healthy eating and exercise, and recognize leaders in agriculture who give back to their communities.

The community Fund released the inaugural issue of Farm Grown Magazine in 2013. This educational magazine full of fun and games will be given to over 100,000 Central San Joaquin Valley students in 2013 as part of the Grizzlies Community Fund's Wild About Reading program. The magazine features stories, games and fun activities for children to try at home, as well as the short story, "Parker Goes To The Farm."

Grizzlies Baseball Camp

During the 2013 season, Fresno Grizzlies will put on their annual baseball camp for children ages 5-14 in the month of June. These children will get to spend two days learning from the Grizzlies coaching staff and players. Over the course of the two days, the camp participants will learn baseball fundamentals, take part in baseball games and will get a tour of Chukchansi Park.

Fresno Grizzlies Golf Tournament

The Fresno Grizzlies and Crown Jewels Produce hosted the inaugural Fresno Grizzlies Golf Tournament on June 6, 2012 at Copper River Country Club in Fresno. The afternoon featured 18 holes of golf with Grizzlies players and coaches playing alongside fans of the team. The Grizzlies Golf Tournament was held to benefit the Fresno Grizzlies Community Fund and the Community Food Bank. Over \$9,000 were raised for the two organizations during the successful first-time event. The Golf Tournament will return in 2013.



Award-Winning Entertainment

Only one organization can claim that it has been nominated for Promo of the Year by MiLB.com for six consecutive years. The Fresno Grizzlies have developed a reputation as one of the most creative franchises in professional sports. The organization continued to receive accolades from national organizations for their on-field entertainment in 2012.

Taco Truck Throwdown 2

After a successful debut in 2011, Taco Truck Throwdown returned in 2012 bigger and better. The event drew over 11,000 fans who consumed over 14,000 tacos from 13 different local taco trucks. Gates opened early for the Grizzlies game on August 30th, but the flow of fans did not stop from beginning to end. A "People's Choice" and "Judges' Choice" for best tacos was crowned.

Taco Truck Throwdown 2 was nominated for Promo of the Year by MiLB.com, joining 11 other promotions that vied for the honor chosen through an online vote. Taco Truck Throwdown 2 also earned an honorable mention from GameOps.com for 2012 Best Game Promotion.

Six Years In A Row

Taco Truck Throwdown 2's nomination was the sixth consecutive year a Grizzlies promotion was nominated for the top honor on MiLB.com. Past nominees include "Fresno Famous" Night (2007), "Mascot Showdown" featuring the Phillie Phanatic (2008), "As Seen On TV" Night (2009), "Twilight" Night (2010), and "Taco Truck Throwdown" (2011). "Mascot Showdown" won the Promo of the Year award.

What's New In 2013

While Taco Truck Throwdown will return once again in 2013, the Grizzlies are holding several other noteworthy promotions in 2013. Giveaways are highlighted by a four-part Farm Grown Bobblehead series, featuring former Grizzlies Matt Cain, Brandon Crawford, and Buster Posey joined by former Fresno Giants hitter Will Clark. The Grizzlies will also be holding the Fresno Ideaworks Mini Maker Faire (the first Mini Maker Faire hosted by a sports team) and Instagrizz Night (a meetup for its Instagram followers).



Parker

Full Name: Parker T. Bear

Born: April 14, 2006

Gender: Male

Height: Really Tall

Weight: Really Heavy

Position: Center of Attention

Bats: Scare Him

Throws: T-Shirts

Special Skills: Dancing, partying, eating, and disregarding authority figures

Likes: Sleeping in, belly dancing, honey, national parks, birthday parties, and baseball

Dislikes: Laundry, bills, Goldilocks, barking dogs, traffic, and bad mascots

Books: "Parkers Goes To The Farm"

Awards

- 2007 Best Mascot in the Country - GameOps.com
- 2008 Winner of MiLB.com's Best Promotion for Mascot Showdown
- 2009 Best Mascot in the Country (Honorable Mention) - GameOps.com



2013 Coaching Staff

Bob Mariano led the Grizzlies to the Grizzlies' fifth winning season in its franchise's 15-year history





Bob MARIANO

Manager

Opening Day Age	55
Born	June 5, 1957
Resides	Phoenix, AZ
Giants Org. Since	2005

The 2013 season marks Mariano's second season with the Grizzlies. He made his managerial debut with the San Francisco Giants organization in 2012, guiding the Grizzlies to its best start in franchise history. Mariano's Grizzlies finished 2012 with a 74-70 record, the franchise's fifth winning season in its 15-year team history.

Mariano owns a career managerial record of 243-239 (.504) over four seasons entering 2013. Prior to managing the Grizzlies in 2012, Mariano last served as skipper when he managed Single-A Advanced Vero Beach (Los Angeles Dodgers) of the Florida State League in 2001. He has also managed the PCL's Tucson Toros (Milwaukee Brewers) in 1997 and California League's Stockton Ports (Brewers) in 1995. Mariano took over as manager of the Toros in 1997 in an interim role in June after starting the year as the team's hitting instructor.

Mariano has been with the San Francisco Giants organization since 2005. He served as the Coordinator of Minor League Hitting Instruction for the Giants farm system from 2005-2011.

Prior to joining the Giants organization, Mariano most recently worked with the Los Angeles Dodgers organization, including time serving as Minor League Hitting Instructor from 2002-2004. Other organizations he has also worked for include the Baltimore Orioles (1985-86), New York Yankees (1988-92), Milwaukee Brewers (1993-97) and Arizona Diamondbacks (1998-2000).

The Phoenix, Ariz. native has also managed in the Italian Baseball Federation (Anzio, 1987) and Australian Baseball Federation (Newport, 1987).

The former infielder and outfielder spent seven seasons in the minors with the Yankees (1980-82) and Orioles (1983-86). He originally signed with the Yankees as a non-drafted free agent in 1980.

Mariano's Managerial Record

Year	Team (League)	Record	Win%
2012	Fresno	74-70	.514
2001	Vero Beach (FSL, A+)	67-66	.504
1997	Tucson (PCL, AAA)	28-37	.431
1995	Stockton (CAL, A+)	74-66	.529
Total	4 seasons	243-239	.504

All-Time Grizzlies Managers

Manager	Seasons	Record	Win%
Jim Davenport	1998	81-62	.566
Bob Mariano	2012	74-70	.514
Ron Roenicke	1999	73-69	.514
Dan Rohn	2007-09	215-216	.494
Steve Decker	2010-11	140-148	.486
Shane Turner	2000-01, 05-06	254-314	.447
Fred Stanley	2003-04	117-170	.408
Lenn Sakata	2002	57-87	.396



Pat RICE

Pitching Coach

Opening Day Age	49
Born	November 2, 1963
Resides	Colorado Springs, CO
Giants Org. Since	2008

Rice will serve as the Fresno Grizzlies pitching coach for the fifth consecutive season in 2013. It will be his sixth overall season with the San Francisco Giants organization after spending the 2008 campaign with the Single-A Advanced San Jose Giants as their pitching coach.

In 2012, 12 Grizzlies hurlers pitched for both the Grizzlies and Giants, including nine who started their seasons with the Grizzlies before ascending to San Francisco.

The former Major League pitcher worked in the Seattle Mariners organization for 13 seasons prior to joining the Giants system. He was the Mariners' Minor League Pitching Coordinator from 2000-2007. From 1995-97, Rice was the pitching coach for Single-A Wisconsin of the Mariners organization, and from 1998-99, he was the pitching coach for Double-A New Haven.

During his playing career from 1985-92, Rice pitched in the Seattle organization. He logged 7 games in the Majors in 1991, posting a 1-1 record with 3.00 ERA. Beginning with his Major League debut on May 18, 1991 against the New York Yankees, Rice did not allow a run over his first 13 innings pitched, establishing a club record for scoreless innings at start of career.



Russ MORMAN

Hitting Coach

Opening Day Age	50
Born	April 28, 1962
Resides	Blue Springs, MO
Giants Org. Since	2009

Morman will be the Fresno Grizzlies hitting coach for the third consecutive season in 2013. This year will mark his fourth campaign as part of the Giants organization after spending 2010 with Double-A Richmond as the team's hitting coach.

Prior to joining the Giants organization, Morman spent seven years in the Boston Red Sox organization. From 2008-09, he served as the hitting coach for Triple-A Pawtucket, and from 2004-07, he served in the same capacity with Double-A Portland. His first season with the Boston organization was as the manager of Single-A Augusta, leading the team to a 49-87 record.

Morman served as the manager of Single-A Kane County of the Florida Marlins organization in 2000 and 2001. The 2001 Midwest League Manager of the Year guided the team to an 88-50 record and league championship in 2001. In 2000, Morman also led Kane County to the playoffs after posting a 74-65 record.

The former first round draft pick by the Chicago White Sox played 17 seasons in professional baseball. Parts of nine of the 17 pro seasons were in the Major Leagues, including stints with the White Sox (1986, 1988-89), Kansas City Royals (1990-91), and Florida Marlins (1994-97). The product of Iowa Western Community College and Wichita State University was originally drafted by the Royals in the 7th round of the 1981 First-Year Player Draft, but did not sign.

Eric Ortega

Athletic Trainer

Ortega will enter his second season with the Grizzlies in 2013. This season marks Ortega's eighth year overall in the San Francisco Giants organization.

The resident of Watsonville, CA has previously worked with the AZL Giants (2006-07), Class Low A Augusta (2008), and Double-A Connecticut/Richmond (2009-11).

He earned his B.S. in Kinesiology in 2003 from Cal State Sacramento and is certified by National Athletic Trainer's Association (NATA).

Jim Bose

Strength & Conditioning Coach

Bose enters his first season with the Grizzlies and third season in the Giants organization after spending 2012 with the Double-A Richmond Flying Squirrels. The native of Chicago, Illinois served as the Strength & Conditioning Coach for the Class Low A Augusta GreenJackets in 2011.

He worked for the Seattle Mariners organization in 2010.

Bose earned a Bachelor's degree in Kinesiology from Cornell College (Iowa).

2013 Fresno Grizzlies



Roger Kieschnick led
the Fresno Grizzlies
in home runs during
the 2012 season



INF • Ehire Adrianza

BATS	THROWS	HEIGHT	WEIGHT
Switch	Right	6'1"	165

Opening Day Age	23
Born	August 21, 1989 in Miranda, VZ
Resides	Miranda, VZ
Last School	N/A
Acquired	Non-drafted Free Agent April 26, 2006

Career: 23-year-old enters his eighth professional season ... In seven minor league seasons, he has batted .245 with 15 home runs and 200 RBI in 590 games ... Played in Fresno back in 2008 as a late-season addition, appearing in 2 games and going 3-for-6 with a double and 2 runs scored ... Was added to the Giants' 40-man roster over the winter of 2010.

2012: Made his Double-A debut by playing in 127 games for Richmond and batting .220 (99-for-451) with 22 doubles and 16 stolen bases (20 attempts)

- Was placed on the disabled list (left thumb) on June 16 and missed 11 games before being activated on June 28
- Had a season-high 12-game hitting streak from Aug. 3-16, during which he batted .313 (15-for-48) with 5 doubles, 1 triple, and 5 runs scored
- Drove in the game-winning run with a walk-off RBI single vs. Harrisburg on Aug. 30

2011: He did not make his season debut until May 14 due to a hand injury ... Earned Class A Advanced San Jose's Defensive Player of the Year honor. **2008:** Missed most of the campaign with a broken foot, but was not placed on the disabled list ... Began the season in San Francisco's Extended Spring Training ... Also saw playing time at three different levels within the Giants organization.

Personal: Name is pronounced A-ee-rey A-dree-an-za

Year	Club	AVG	G	AB	R	H	2B	3B	HR	RBI	SH	SF	HBP	BB-I	SO	SB-CS	OBP	SLG	E
2006	DSL-Giants	.156	44	122	17	19	2	1	0	7	4	1	4	24-0	31	3-2	.311	.189	18
2007	DSL-Giants	.241	66	249	44	60	17	2	0	30	3	5	4	41-1	31	23-6	.351	.325	13
2008	Fresno	.500	2	6	2	3	1	0	0	0	0	0	0	2-0	1	0-0	.625	.667	0
	AZL Giants	.255	15	55	13	14	4	0	1	6	0	0	1	7-0	4	0-1	.349	.382	3
	Salem-Keizer	.400	1	5	3	2	0	0	0	0	0	0	0	0-0	1	0-0	.400	.400	0
2009	Augusta	.258	117	388	54	100	15	3	2	46	6	7	5	42-0	66	7-1	.333	.327	30
2010	San Jose	.256	124	445	70	114	12	5	3	35	10	1	5	47-0	87	33-15	.333	.348	16
2011	Augusta	.231	38	143	18	33	10	1	3	17	6	1	0	18-0	32	3-2	.315	.378	8
	San Jose	.300	56	230	34	69	24	3	3	27	1	2	6	23-0	46	5-1	.375	.470	10
2012	Richmond	.220	127	451	52	99	22	5	3	32	13	3	4	41-2	90	16-4	.289	.310	17
	Minor Totals	.245	590	2094	307	513	117	20	15	200	43	20	29	245-3	389	90-32	.330	.341	115



INF • Brock BOND

BATS	THROWS	HEIGHT	WEIGHT
Switch	Right	5'10"	195

Opening Day Age	27
Born	September 11, 1985 in St. Louis, MO
Resides	St. Louis, MO
Last School	University of Missouri
Acquired	24th round of 2007 First-Year Player Draft

Career: 27-year-old enters 7th year in pro baseball, all with the San Francisco organization ... In 523 career games, he has a .313 batting average (563-for-1800), 86 2B, 18 3B, 4 HR and 174 RBI ... Named to All-Star teams in 2010 (PCL) and 2009 (Eastern League) ... Won Eastern League batting title in 2009 with a .333 average ... Was selected by the Giants in the 24th round of the 2007 Draft out of the University of Missouri.

2012: Spent entire campaign with Fresno (106 games), placing himself among the franchise's single season leaderboards in batting average and OBP

- His .332 batting average (112-for-337) was best on the Grizzlies and 6th-best in the PCL (min. 389 PAs) ... Average tied for 8th-best in Grizzlies franchise history for a single season
- His team-best .422 OBP was 3rd-best in PCL ... 5th-best in Grizzlies franchise history for a single season
- Struggled in April, batting .171 (6-for-35) in 11 games
- Batted .565 (26-for-46) with 10 RBI and a .615 OBP in 14 games during May
- Hit his first and only home run of the season on May 9 vs. Iowa ... It was Bond's first HR since June 6, 2010 and 4th in his career ... In same game, he set a new career-high for RBI in a single game with 4
- Placed on DL from May 22-31 with a sprained left thumb ... Batted .219 (16-for-73) with 1 extra-base hit in his first 23 games back from DL (June 1-27)
- Recorded a season-high 17-game on-base streak from July 2-25
- Reached base safely 5 times in a single on 3 different occasions
- Had 28 multi-hit games, including 12 games in which he had 3 or more hits
- Batted .409 (18-for-44) with 16 RBI with RISP and 2 outs
- Batted .432 (38-for-88) with a .519 OBP when leading off an inning

2011: Only played in 19 games with Fresno after finishing the year on the DL (concussion) ... Last game played in was on May 2 at Col. Springs, when he went 3-for-5 with an RBI and run scored ... Batted .248 (14-for-57) with 1 2B, 2 3B, 3 RBI and .338 OBP. **2010:** Made his 2nd-straight All-Star team, joining relief pitcher Steve Edlefsen as the 2 Grizzlies to represent the PCL ... Led the team with 66 BB, compared to 63 K in 117 games with Fresno ... Spent final 12 games of the season with Double-A Richmond. **2009:** Named to both mid-season and postseason Eastern League (EL) All-Star teams ... Won the EL batting title with a .333 (150-for-450) average in 122 games ... Also led the EL with a .429 OBP and ranked 2nd with 93 runs scored ... Reached base safely in a league-best 51-straight games from May 8-July 7 ... Hit .302 (32-for-106) vs. LHP ... Collected team- and season-best 16-game hitting streak from July 17-Aug. 2, batting .452 (28-for-62) during the stretch. **2008:** Batted .315 (96-for-305) with 1 HR and 43 RBI in 87 games between Low-A Augusta and High-A San Jose ... Batted .306 against RHP. **2007:** Combined for .317 AVG (64-for-202) with 45 R and 25 RBI in 60 games between AZL Giants and Short-Season Salem-Keizer ... Fell homer shy of hitting for cycle in his final appearance of season for Salem-Keizer on Sept. 5 vs. Eugene.

Personal: Graduated from Lindbergh High School (St. Louis, MO) ... Earned All-State honors in both baseball and as quarterback on football team ... Attended University of Missouri.

Year	Club	AVG	G	AB	R	H	2B	3B	HR	RBI	SH	SF	HBP	BB-I	SO	SB-CS	OBP	SLG	E
2007	AZL Giants	.227	18	44	4	10	0	2	0	6	2	2	3	6-0	3	2-1	.345	.318	1
	Salem-Keizer	.342	42	158	41	54	10	2	0	19	6	0	6	26-0	21	7-2	.453	.430	8
2008	Augusta	.333	42	150	28	50	6	0	1	24	0	0	4	13-0	20	6-3	.401	.393	4
	San Jose	.297	45	155	26	46	6	0	0	19	3	0	5	20-0	31	9-3	.394	.335	4
2009	Connecticut	.333	122	450	93	150	21	5	1	33	4	1	9	67-5	69	13-15	.429	.409	14
2010	Fresno	.285	117	403	62	115	24	4	1	35	8	1	9	66-1	63	9-4	.397	.372	12
	Richmond	.261	12	46	8	12	3	1	0	4	0	0	1	3-0	10	0-0	.320	.370	0
2011	Fresno	.246	19	57	6	14	1	2	0	3	0	0	1	7-0	8	1-2	.338	.333	2
2012	Fresno	.332	106	337	59	112	15	2	1	31	2	2	6	48-0	41	3-2	.422	.398	12
Minor Totals		.313	523	1800	327	563	86	18	4	174	25	6	44	256-6	266	50-32	.410	.387	57



RHP • Boof BONSER

BATS	THROWS	HEIGHT	WEIGHT
Right	Right	6'4"	245

Opening Day Age	31
Born	October 14, 1981 in St. Petersburg, FL
Resides	Largo, FL
Last School	Gibbs (FL) High School
Acquired	Minor League Free Agent November 2, 2012

Career: 31-year-old enters his 14th professional season and 6th season in the San Francisco organization ... After beginning his career with San Francisco, he signed as a minor league free agent in November, 2012.

2012: After appearing in four games as a reliever with Fresno, he made his first start of the season with the Grizzlies on July 31st

- Was 0-2 with a 3.64 ERA (12er, 29.2ip) in his seven starts with Fresno
- Struck out a season-high 7 batters in his final start of the season on September 2nd vs. Tacoma ... The 7 strikeouts were his most in an appearance since he struck out 8 on April 29, 2008 with the Minnesota Twins vs. Chicago White Sox
- On August 28th vs. Reno, he allowed 1 run on 5 hits and no walks over a season-high 6 innings
- Also swatted his first career home run in the August 28th start ... He hit a solo homer to centerfield off of Reno's Trevor Bauer in the 5th inning to give the Grizzlies a 2-1 lead ... The home run was Bonser's only hit in 9 at-bats with the Grizzlies in 2012 ... It was the first home run hit by a Grizzlies pitcher at home since Kevin Pickford in 2003
- Held Memphis scoreless over 4 innings in his second start of the season on August 6th
- Made his first appearance of the season with Fresno on July 14th ... Allowed 2 runs on 2 hits in 1 IP

2011: Underwent Tommy John surgery after one appearance with Buffalo and missed remainder of the season. **2010:** Split the year between the Boston Red Sox and Oakland A's organizations after missing all of 2009 following right shoulder surgery ... Worked exclusively out of the bullpen for the first time in his career ... Began the season on Boston's 15-day disabled list with a right groin strain ... Activated on June 7 and pitched in 2 games with the Red Sox before he was designated for assignment on June 18 ... Outrighted to Pawtucket on June 28 and elected free agency. **2009:** Underwent arthroscopic surgery on right shoulder on February 25 to repair partial tears to the labrum and rotator cuff. **2007:** In his first full Major League season, he made 31 appearances (30 starts) for the Twins. **2006:** Made his Major League debut and started 18 games overall in three stints with Minnesota ... Recalled from Triple-A Rochester of the International League on May 19 and made his Major League debut in a start at Milwaukee on May 21 ... Struck out 8 in the May 21 start, setting a Twins record for most strikeouts in a Major League debut.

Personal: Legally changed his name from John to Boof, a nickname since childhood, after the 2001 season.

Year	Club	W-L	ERA	G	GS	CG	SHO	SV	IP	H	R	ER	HR	HB	BB	SO	WP	BK
2000	Salem-Keizer	1-4	6.00	10	9	0	0	0	33.0	21	23	22	2	1	29	41	4	0
2001	Hagerstown	16-4	2.49	27	27	0	0	0	134.0	91	40	37	7	9	61	178	10	1
2002	Shreveport	1-2	5.55	5	5	0	0	0	24.1	30	15	15	3	1	14	23	0	0
	San Jose	8-6	2.88	23	23	0	0	0	128.1	89	44	41	9	7	70	139	7	1
2003	Norwich	7-10	4.00	24	24	1	1	0	135.0	122	80	60	11	0	67	103	10	0
	Fresno	1-2	3.13	4	4	0	0	0	23.0	17	13	8	4	0	8	28	2	0
2004	New Britain	12-9	4.37	27	27	0	0	0	154.1	160	89	75	22	3	56	146	4	0
	Rochester	1-0	1.29	1	1	0	0	0	7.0	5	1	1	1	0	1	7	0	0
2005	Rochester	11-9	3.99	28	28	0	0	0	160.1	153	80	71	22	2	57	168	3	0
2006	Rochester	6-4	2.81	14	14	0	0	0	86.1	68	31	27	4	3	35	83	0	0
	Minnesota	7-6	4.22	18	18	0	0	0	100.1	104	50	47	18	1	24	84	2	0
2007	Minnesota	8-12	5.10	31	30	0	0	0	173.0	199	108	98	27	5	65	136	3	1
2008	Minnesota	3-7	5.93	47	12	0	0	0	118.1	139	87	78	16	1	36	97	6	1
2009	Fort Myers	0-0	0.00	1	0	0	0	0	1.0	0	0	0	0	0	1	1	0	0
2010	Pawtucket	0-2	6.34	9	8	0	0	0	32.2	37	23	23	3	2	14	25	2	0
	Boston	0-0	18.00	2	0	0	0	0	2.0	6	4	4	0	0	2	0	0	0
	Sacramento	2-1	4.56	5	5	0	0	0	23.2	20	14	12	2	0	11	17	0	0
	Oakland	1-0	5.09	13	0	0	0	0	23.0	27	13	13	2	0	6	17	1	0
2011	Buffalo	0-0	2.45	1	1	0	0	0	3.2	3	1	1	0	0	2	4	0	0
2012	AZL Giants	1-1	3.38	6	2	0	0	0	5.1	2	3	2	0	1	4	3	2	0
	Fresno	0-3	4.50	11	7	0	0	0	34.0	38	17	17	4	0	13	23	3	0
Minor Totals		67-57	3.76	196	185	1	1	0	986.0	856	474	412	94	29	443	989	47	2
Major Totals		19-25	5.18	111	60	0	0	0	416.2	475	262	240	63	7	133	334	12	2



OF • Gary BROWN

BATS	THROWS	HEIGHT	WEIGHT
Right	Right	6'1"	190
Opening Day Age	24		
Born	September 28, 1988		
	in Diamond Bar, CA		
Resides	Walnut, CA		
Last School	Cal State Fullerton		
Acquired	1st round of 2010		
	First-Year Player Draft		

Career: The fourth-year professional was drafted by the Giants in the first round of the 2010 Draft ... Ranked by MLB.com as the Giants' second-best prospect entering 2013 ... Has stolen 30+ bases in each of his first two full seasons as a professional.

2012: Outfielder spent entire campaign with Double-A Richmond, playing in 134 games (6 as leftfielder, 1 as DH and 127 as centerfielder)

- Led the Flying Squirrels with 33 stolen bases
- He was 33-for-51 in stolen base attempts overall ... Stole a season-high 3 bases on July 13 at Harrisburg
- Also led Richmond in hits (150), doubles (32) and runs (73) ... Led the Eastern League in hit by pitch with 19
- Batted .227 (20-for-88) with a .333 OBP and .284 SLG in the month of April (23 games)
- Batted .355/.389/.573 with 13 doubles, 1 triple, 4 home runs and 12 RBI in 29 games during July
- Had a 12-game hitting from 7/1-7/13, batting .464 (26-for-56) with 11 extra-base hits over the stretch
- During the 13-game hitting streak, he had a stretch of seven straight multi-hit games ... Hit his first home run of the season on May 31 at Altoona

2011: Was selected as the California League Topps Player of the Year and was recognized as MiLB.com Class A Advanced Hitter of the Year ... Named to the California League mid-season and post-season All-Star teams ... Participated in the MLB Futures Game during the All-Star break and started in center field, going 1-for-2 with a stolen base and run scored ... Set San Jose Giants franchise single-season hits record on Aug. 29 with a second inning double, breaking the previous team record of 176 held by Mark Leonard (1988) ... Was named the San Jose Giants Offensive Player of the Year and Most Valuable Player by teammates ... Started in center fielder during California League All-Star game and finished 1-for-4 with an RBI and run scored ... His third inning single drove home the first run of the game ... Finished the month of April ranked first in the California League with 17 stolen bases ... Hit safely in 20 of 23 games and batted .333 (32-for-96) during April ... Was named the California League Offensive Player of the Week for May 2-8 ... Collected hits in eight-consecutive at-bats dating back to Aug. 25 before grounding out in the top of the fifth inning on Aug. 26 at Rancho Cucamonga ... Hit .375 (6-for-16) with 7 runs scored in 4 games during California League playoffs.

Personal: Graduated from Diamond Bar (CA) High School ... Drafted by San Francisco out of Cal State Fullerton, Brown was named an All-American by Baseball America (second team), Rivals.com (first team), Collegiate Baseball (first team), National Collegiate Baseball Writer's Association (first team), and American Baseball Coaches Association (first team) ... Named 2010 Big West Conference Player of the Year, the speedy outfielder set a single-season school record in batting avg. by hitting .438 and became first Titan to steal more than 30 bases in a season since 1994 (32 steals).

Year	Club	AVG	G	AB	R	H	2B	3B	HR	RBI	SH	SF	HBP	BB-I	SO	SB-CS	OBP	SLG	E
2010	AZL Giants	.182	6	22	6	4	1	0	0	0	0	0	1	4-0	5	2-0	.333	.227	0
	Salem-Keizer	.136	6	22	2	3	0	1	0	2	0	1	2	2-0	7	0-1	.259	.227	0
2011	San Jose	.336	131	559	115	188	34	13	14	80	6	4	23	46-1	77	53-19	.407	.519	3
2012	Richmond	.279	134	538	73	150	32	2	7	42	7	6	19	40-1	87	33-18	.347	.385	2
Minor Totals		.302	277	1141	196	345	67	16	21	124	13	11	45	92-2	176	88-38	.374	.444	5



RHP • Fabio CASTILLO

BATS **THROWS** **HEIGHT** **WEIGHT**
Right **Right** **6'1"** **235**

Opening Day Age 24
Born February 19, 1989
in Samana, DR
Resides La Romana, DR
Last School N/A
Acquired Minor League Free Agent
November 14, 2012

2013 GRIZZLIES

Career: 24-year-old enters his eighth professional season and first with the San Francisco organization ... Was a member of the Texas Rangers organization for the first seven years of his career ... Has battled injury issues throughout his career, including a stress fracture in his left foot during 2011 Spring Training and elbow issues in July of 2012 ... Has participated in big league Spring Training in each of the last three years, including this past Spring Training with the Giants.

2012: Split his seventh professional season between Double-A Frisco and Triple-A Round Rock, combining for a 4-1 record with a 3.54 ERA (22er, 56.0ip) in 35 relief appearances.

- Pitched at the Triple-A level for the first time in his career
- Landed on the disabled list twice with inflammation in his right elbow (June 20-27 and July 16-23)
- Was a non-roster invitee to Rangers Spring Training for the second-consecutive season

2011: Spent the entire campaign with Double-A Frisco ... Converted 9 of 14 (64.3%) save chances, the second-most on the club ... Opened the season on the disabled list with a foot fracture ... Activated from the DL on April 14 ... Rated as the Rangers' No. 23 prospect by Baseball America prior to the season. **2010:** Spent the bulk with Class A Advanced Bakersfield before a late-season promotion to Frisco, combining to go 1-3 with a 2.11 ERA (13er, 55.1ip) and 67 strikeouts in 39 relief appearances ... Was added to the 40-man roster on November 19. **2009:** Spent entire season with Class A Hickory, the bulk of the season in the bullpen, going 3-5 with a 3.89 ERA (32er, 74.0ip) in 38 relief appearances ... Teamed with Martin Perez and Tyler Tufts on a 7.0-inning no-hitter on April 11 vs. Bowling Green ... Tossed a scoreless 7th inning to complete the no-hitter. **2008:** Was 1-3 with a 4.53 ERA (30er, 59.2ip) in 29 appearances out of the bullpen and 1-2 with a 6.75 ERA (23er, 30.2ip) over seven starts ... Finished among team leaders in appearances (T-4th, 36), innings (4th, 90.1), and saves (T-2nd, 4) ... Landed on the DL from July 9-17 with hamstring strain. **2007:** Named the Northwest League's fifth-best prospect and the Rangers' 14th-best prospect by Baseball America following the season.

Personal: Originally signed by Texas as a non-drafted free agent on July 2, 2005.

Year	Club	W-L	ERA	G	GS	CG	SHO	SV	IP	H	R	ER	HR	HB	BB	SO	WP	BK
2006	AZL Rangers	0-0	0.00	1	1	0	0	0	3.0	1	0	0	0	0	2	4	0	0
	DSL Rangers	1-4	3.46	7	6	0	0	0	26.0	21	13	10	0	1	12	37	2	0
2007	Spokane	3-5	5.92	14	14	0	0	0	62.1	73	46	41	4	8	27	46	5	0
2008	Clinton	2-5	5.28	36	7	0	0	4	90.1	88	65	53	11	1	47	78	16	0
2009	Hickory	3-6	4.05	40	2	0	0	2	80.0	87	45	36	5	4	25	67	4	0
2010	Bakersfield	1-3	1.92	36	0	0	0	6	51.2	41	15	11	2	3	26	65	1	0
	Frisco	0-0	4.91	3	0	0	0	0	3.2	3	2	2	0	0	4	2	4	0
2011	Frisco	3-6	6.36	42	0	0	0	9	52.1	58	40	37	6	5	23	37	5	0
2012	Frisco	2-1	2.89	21	0	0	0	1	37.1	28	15	12	1	1	12	28	3	0
	Round Rock	2-0	4.82	14	0	0	0	0	18.2	17	10	10	2	0	14	13	0	0
Minor Totals		17-30	4.49	214	30	0	0	21	425.1	417	251	212	31	23	192	377	40	0



INF • Juan CIRIACO

BATS	THROWS	HEIGHT	WEIGHT
Right	Right	5'11"	165
Opening Day Age	29		
Born	August 15, 1983		
	in San Pedro de Macoris, DR		
Resides	San Pedro de Macoris, DR		
Last School	N/A		
Acquired	Rule 5 Draft (Triple-A Phase)		
	from San Diego, 2007		

Career: 29-year-old enters his 11th professional season ... The 2013 season marks his 6th season in the San Francisco organization ... Is a career .263 (72-for-274) hitter at Triple-A, with 14 doubles, 3 triples, 5 home runs, and 48 RBI in 107 games ... Has played for Fresno in three of the last four seasons.

2012: Split the season between Double-Richmond and Fresno, batting a combined .247 (58-for-243) with 7 doubles, 3 triples, 6 home runs and 45 RBI in 89 games

- Made his season debut on April 27 with Fresno as a pinch-hitter
- Drove in a season-high 4 runs on May 22 at Albuquerque ... Went 2-for-3 with a double and run scored on May 22 ... Between May 18-29, he drove in 15 runs
- Batted .327 (16-for-49) with 16 RBI in 20 games during May
- Played second base, third base, shortstop, left field and right field with the Grizzlies
- Transferred to Double-Richmond on June 1 ... Appeared in Richmond's June 1 game, subbing in as a first baseman
- Went 4-for-5 with 2 RBI on July 15 at Harrisburg ... Batted .346 (9-for-26) over his final 11 games with Richmond
- Returned to Fresno on July 22, finishing out the season with the Grizzlies ... Went 19-for-99 (.192) in his final 34 games of the season

2011: Spent the entire season with Class A Advanced San Jose, playing in 43 games for the Giants. **2010:** Played at three different levels, with the majority of his season at Double-A Richmond (48 games). **2009:** Made his Triple-A debut, playing in 34 games for the Grizzlies ... Played in his first game of the season on May 18. **2007:** Selected by the Giants in the Triple-A phase of the 2007 Rule 5 Draft from San Diego. **2006:** Played in a career-high 122 games, all for Double-A Mobile. **2005:** Stole a career-high 17 bases with Class A Advanced Lake Elsinore. **2003:** Made his professional debut, playing in 49 games with Rookie-level Idaho Falls.

Personal: Originally signed by San Diego as a non-drafted free agent on Oct. 16, 2002.

Year	Club	AVG	G	AB	R	H	2B	3B	HR	RBI	SH	SF	HBP	BB-I	SO	SB-CS	OBP	SLG	E
2003	Idaho Falls	.223	49	157	21	35	6	4	0	19	0	4	2	9-0	39	8-0	.267	.312	19
2004	Fort Wayne	.241	99	348	29	84	12	2	2	35	3	2	2	16-0	80	5-8	.277	.305	44
2005	Lake Elsinore	.281	120	466	73	131	29	6	9	77	7	2	3	33-1	84	17-10	.331	.427	45
2006	Mobile	.222	122	442	46	98	20	3	3	31	7	3	3	32-2	97	9-3	.277	.301	27
2007	San Antonio	.160	37	131	13	21	4	0	1	6	3	0	0	6-0	25	5-1	.197	.214	11
	Lake Elsinore	.268	47	183	28	49	8	0	9	32	1	0	0	9-0	36	7-2	.302	.459	11
	AZL Padres	.281	10	32	6	9	3	0	2	10	1	1	0	3-0	4	2-0	.333	.563	4
2008	San Jose	.172	41	87	5	15	2	0	0	7	3	2	0	7-0	17	1-1	.229	.195	7
	Augusta	.283	36	138	28	39	3	1	5	26	1	2	0	13-0	21	7-3	.340	.428	9
2009	Fresno	.274	34	84	14	23	6	1	0	12	0	3	0	6-0	8	2-2	.312	.369	5
2010	San Jose	.375	2	8	2	3	0	0	1	1	0	0	1	0-0	2	0-0	.444	.750	0
	Fresno	.250	17	40	7	10	2	0	0	2	0	1	0	5-0	7	2-1	.333	.300	2
	Richmond	.263	48	133	14	35	8	3	2	13	1	3	0	8-1	24	2-0	.299	.414	5
2011	San Jose	.274	43	124	23	34	9	3	0	20	0	2	0	12-0	19	5-0	.333	.395	7
2012	Richmond	.204	33	93	7	19	1	1	1	11	0	1	0	7-0	12	4-1	.257	.269	4
	Fresno	.260	56	150	20	39	6	2	5	34	4	2	2	20-0	30	7-2	.351	.427	4
Minor Totals		.246	794	2616	336	644	119	26	40	336	32	27	13	186-4	505	83-34	.297	.357	204



OF • Chris DOMINGUEZ

BATS	THROWS	HEIGHT	WEIGHT
Right	Right	6'5"	235

Opening Day Age	26
Born	November 22, 1986 in Los Angeles, CA
Resides	Miami, FL
Last School	University of Louisville
Acquired	3rd round of 2009 First-Year Player Draft

2013 GRIZZLIES

Career: 26-year-old enters his 6th professional season, all with the San Francisco organization ... Made his Triple-A debut in 2012 but ended the season on the disabled list ... The third baseman transitioned to outfield during the 2012 season ... Of his 426 career games, he has played 307 at third base, 85 in the outfield, 23 as designated hitter, and 13 at first base.

2012: Split the season between Double-A Richmond and Fresno, playing in 92 games before ending the season on the disabled list.

- Started the year with Richmond, playing in 49 games and batting .223 (42-for-188)
- Played all but 5 games in left field ... The former third baseman played 3 games at third base and 2 as designated hitter
- Made his Triple-A debut on May 31 at Sacramento ... Went 1-for-4 with an RBI and 3 strikeouts vs. the River Cats
- Had a 10-game hitting streak between June 20-29
- Hit his first Triple-A home run on June 27 at Reno, a 2-run shot in the 4th inning
- Drove in a run in 6-consecutive games from July 14-20 before going down with a knee injury

2011: Split campaign between Class A Advanced San Jose and Double-A Richmond, combining for .266 avg. (147-for-553) with 18 home runs and 95 RBI in 141 games ... Had career-high 5 hits on May 16 with San Jose ... Posted 13-game hitting streak from May 29-June 13 ... Was transferred to Richmond on June 16 ... Hit first grand slam in Richmond franchise history on June 27. **2010:** Led South Atlantic League with 101 RBI and had 2nd-most home runs (21) and 5th-most hits (152) ... Was Augusta Player of the Month for May ... Named South Atlantic League mid-season and post-season All-Star ... Represented GreenJackets in 2010 South Atlantic League All-Star Game Home Run Derby.

Personal: Attended University of Louisville ... Named 2009 Sporting News Preseason National Player of the Year, as well as 2009 Louisville Slugger Preseason All-American ... Hit .345 with 12 doubles, 2 triples, 25 home runs, 82 RBI, and a .443 OBP in 64 games during junior season ... Led Cape Cod League with 10 home runs in 2008 ... Drafted by Colorado in 5th round of 2008 Draft, but did not sign.

Year	Club	AVG	G	AB	R	H	2B	3B	HR	RBI	SH	SF	HBP	BB-I	SO	SB-CS	OBP	SLG	E
2009	AZL Giants	.306	9	36	8	11	2	0	2	8	0	0	1	3-0	9	1-0	.375	.528	0
	Salem-Keizer	.254	47	181	31	46	5	1	9	32	0	4	4	9-0	57	11-2	.298	.442	8
2010	Augusta	.272	137	559	85	152	32	4	21	101	0	3	11	35-3	133	14-7	.326	.456	32
2011	San Jose	.291	63	258	40	75	10	1	11	40	0	2	1	18-0	73	8-2	.337	.465	13
	Richmond	.244	78	295	35	72	22	2	7	45	0	5	4	9-0	78	1-5	.272	.403	13
2012	Richmond	.223	49	188	17	42	9	0	2	19	0	1	1	7-0	50	3-0	.254	.303	4
	Fresno	.247	43	174	15	43	11	0	3	25	0	0	2	2-0	47	1-2	.264	.362	5
	Minor Totals	.261	426	1691	231	441	91	8	55	270	0	15	24	83-3	447	39-18	.302	.422	75



RHP • Jake DUNNING

BATS	THROWS	HEIGHT	WEIGHT
Right	Right	6'4"	190

Opening Day Age	24
Born	August 12, 1988 in Forest Stewart, GA
Resides	Forest Stewart, GA
Last School	Indiana University
Acquired	33rd round of 2009 First-Year Player Draft

Career: 23-year-old enters his fifth professional season but has yet to appear in a Triple-A game since being selected by the Giants in the 33rd round of the 2009 Draft ... Was added to the Giants' 40-man roster in November of 2012 ... Was primarily a shortstop in college, but appeared in a handful of games in junior college and at Indiana as a reliever.

2012: Pitched solely out of the bullpen in his first season at Double-A

- Was second to Daryl Maday for most innings pitched by a Richmond reliever
- Was 0-for-6 in save opportunities
- Recorded 9 holds, tied for the third-most in the Eastern League
- Closed out the season with a strong August, posting a 0.84 ERA (1er, 10.2ip) over 9 games
- Left-handers hit .346 against Dunning while right-handed hitters batted .242
- Added to the Giants' 40-man roster in November

2011: Had a successful season with Class A Advanced San Jose, setting career-highs in wins (6), games (41), saves (10), innings pitched (76.0), and strikeouts (71) ... Overall, went 6-3 with a 4.74 ERA (40er, 76.0ip) in 34 relief appearances (7 starts) for San Jose ... Logged 76.0 innings (more than twice his previous career-high) of work and converted 10 saves in 11 chances. **2010:** Went 1-0 with 2 saves in three chances and posted a 2.95 ERA in 18 appearances with Salem-Keizer ... Struck out 46 batters in 36.2 innings pitched ... Surrendered just 8 walks. **2009:** Made his professional debut with AZL Giants.

Personal: Graduated from Clay (FL) High School ... Was named first-team All-Conference and first-team All-County in each of his final two high school seasons ... Attended Florida Community College of Jacksonville and Indiana University ... Played shortstop and pitcher for FCCJ ... Transferred to Indiana for his junior season and batted .308 with 5 home runs and 45 RBI in 57 games with the Hoosiers in 2009 ... Helped Indiana capture its second Big Ten Tournament championship and was named to the All-Tournament team as a shortstop.

2013 GRIZZLIES

Year	Club	W-L	ERA	G	GS	CG	SHO	SV	IP	H	R	ER	HR	HB	BB	SO	WP	BK
2009	AZL Giants	0-0	9.00	1	0	0	0	0	1.0	2	1	1	0	0	1	2	0	0
2010	Salem-Keizer	1-0	2.95	18	0	0	0	2	36.2	30	15	12	2	2	8	46	4	0
2011	San Jose	6-3	4.74	41	7	0	0	10	76.0	86	42	40	7	6	24	71	5	0
2012	Richmond	5-2	4.10	44	0	0	0	0	68.0	74	36	31	2	4	22	53	6	0
Minor Totals		12-5	4.16	104	7	0	0	12	181.2	192	94	84	11	12	55	172	15	0



RHP • Steve EDLEFSEN

BATS	THROWS	HEIGHT	WEIGHT
Switch	Right	6'2"	195

Opening Day Age	27
Born	June 27, 1985 in Minneapolis, MN
Resides	Bloomington, MN
Last School	University of Nebraska
Acquired	16th round of 2007 First-Year Player Draft

2013 GRIZZLIES

Career: 27-year-old enters 7th season in pro baseball, all with the San Francisco organization ... Has spent the last 2 seasons with both Fresno and San Francisco ... Made his Major League debut in 2011 ... Named PCL mid-season All-Star in 2010, but did not participate due to injury ... Over 227 career games in first 6 seasons, he has posted a 28-15 record and 3.02 ERA (110er, 327.1ip) ... Had Tommy John surgery and did not play in 2005 ... Originally a 41st round selection by Boston in 2004 Draft, but did not sign.

2012: Spent the majority of the season with the Grizzlies, appearing in 35 games

- Held opponents to a .228 average against, including left-handed hitters to a .212 average
- In 17 road games, he registered a 1.86 ERA (5.79 ERA in 18 home games)
- Allowed 1 ER in his first 6 games with Fresno
- Promoted to San Francisco in place of starter Eric Hacker after Hacker made 1 start for the Giants ...
- Spent just over a month with San Francisco from May 2-June 8, making 14 appearances ... Posted a 2.70 ERA (4er, 13.1ip) in his first 11 games with San Francisco, striking out 9 and walking 3 ... In his final 3 games with the Giants, he allowed 4 ER over 2.0 innings and walking three with no strikeouts
- Did not allow a run in his first 4 games back with the Grizzlies in June, but struggled from June 24-July 17, posting a 8.68 ERA (9er, 9.1ip) over the 9-game stretch
- Recorded a 2.79 ERA (6er, 19.1ip) over his final 16 appearances of the season, striking out 19 and walking 7
- Struck out a season-high 3 on 3 different occasions, all after July 19th

2011: Made 32 relief appearances for Fresno before earning late call-up to San Francisco in August, making his Major League debut with the Giants ... Was recalled on August 21, taking roster spot of RHP Brian Wilson who was placed on the DL ... Made his Major League debut on August 21 at Houston, entering in the fifth inning and tossing a scoreless 1.1 innings ... Was placed on the DL with elbow tendinitis on May 17 ... Made 4 rehab appearances with the AZL Giants and was reinstated on July 2 after missing a total of 43 games ... Hit a ninth inning home run on April 21 at Tucson ... marked his first professional home run as well as his first hit. **2010:** Completed his first full season at Triple-A where he appeared in a career-high 49 games ... Was added to the Giants' 40-man roster during the 2010 winter. **2009:** Made stops at three different levels, starting the year at Double-A Connecticut, then moving to Class A Advanced San Jose, and finishing campaign with Fresno ... combined for an 8-1 record and 1.95 ERA. **2008:** Spent entire season with Class A Advanced San Jose, leading club in relief innings (77.2), as well as appearing in second-most games (40) as a reliever ... At conclusion of the season, he played for Waikiki Beach Boys of the Hawaiian Winter Baseball League and allowed 15 earned runs in 12.2 innings (10.66 ERA) in 11 relief appearances. **2005:** Had Tommy John surgery.

Personal: Graduated from Jefferson High School (Bloomington, MN) ... Attended Barton County Community College (KS) and University of Nebraska ... Was mostly infielder during college career.

Year	Club	W-L	ERA	G	GS	CG	SHO	SV	IP	H	R	ER	HR	HB	BB	SO	WP	BK
2007	Salem-Keizer	2-0	1.62	18	0	0	0	2	33.1	14	8	6	0	3	16	26	2	0
2008	San Jose	8-5	3.36	40	0	0	0	0	77.2	71	34	29	5	7	38	77	7	0
2009	Connecticut	2-0	3.18	6	0	0	0	0	11.1	10	4	4	1	2	8	8	2	0
	San Jose	1-1	0.96	21	0	0	0	7	28.0	15	4	3	1	0	13	40	1	0
	Fresno	5-0	2.40	22	0	0	0	2	30.0	23	9	8	2	3	16	24	2	1
2010	Fresno	7-2	2.38	49	0	0	0	6	64.1	55	22	17	6	3	34	50	3	0
2011	AZL Giants	0-0	2.70	4	0	0	0	0	3.1	4	4	1	0	0	4	6	1	0
	Fresno	2-4	5.66	32	0	0	0	1	41.1	50	28	26	2	2	19	29	3	0
	San Francisco	0-0	9.53	13	0	0	0	0	11.1	17	12	12	2	1	10	6	0	0
2012	San Francisco	0-1	4.70	14	0	0	0	0	15.1	20	8	8	1	0	6	9	0	0
	Fresno	1-3	3.79	35	0	0	0	0	38.0	33	19	16	3	3	18	29	1	0
Minor Totals		28-15	3.02	227	0	0	0	18	327.1	275	132	110	20	23	166	289	22	1
Major Totals		0-1	6.75	27	0	0	0	0	26.2	37	20	20	3	1	16	15	0	0



RHP • Justin FITZGERALD

BATS	THROWS	HEIGHT	WEIGHT
Right	Right	6'5"	230
Opening Day Age	27		
Born	March 3, 1986		
	in Santa Rosa, CA		
Resides	Scottsdale, AZ		
Last School	UC Davis		
Acquired	11th round of 2008		
	First-Year Player Draft		

Career: 27-year-old enters his sixth professional season ... Has spent each of the last two seasons with Double-A Richmond, making a total of 55 starts for the Flying Squirrels ... Was solely a reliever in his first two pro seasons before making the switch to a starter in 2010 with Class A Advanced San Jose ... Two-time All-Star set new career-bests in strikeouts (130) and ERA (3.22) in 2012 with Double-A Richmond.

2012: Spent his second-consecutive season with Double-A Richmond

- Led the Eastern League with 28 starts and 18 wild pitches
- Finished second in the Eastern League in innings pitched (164.2), third in opponents' batting avg. against (.225), fifth in strikeouts (130), and eighth in ERA (3.22)
- His 130 strikeouts were also a career-high
- Was named Eastern League Pitcher of the Week for July 2-9, after going 2-0 with a 1.29 ERA (2er, 14.0ip) in his 2 starts
- Went 3-2 with a 1.70 ERA (12er, 63.2ip) and .196 batting average against in 10 starts after the All-Star break
- Was winless in his final 6 starts of the season despite posting a 1.59 ERA (7er, 39.2ip) over the stretch
- Hurlled 16.2-consecutive scoreless innings spanning three starts from Aug. 15-25
- Went 1-1 with a 5.00 ERA (10er, 18.0ip) in 5 starts for Leones del Escogido in the Dominican Winter League

2011: Was named to the Eastern League mid-season All-Star team. **2010:** Was named to California League mid-season All-Star team ... Recorded fourth-lowest ERA (3.45) in the California League ... Was named the San Jose Giants' Pitcher of the Month for April after going 2-0 with a 0.95 ERA (2er, 19.0ip) in 4 starts.

Personal: Graduated from Cardinal Newman (Santa Rosa, CA) High School ... Attended UC Davis ... His grandfather, John Fitzgerald, played in the Pirates and Cardinals organization ... Father, Patrick, played basketball at Hawaii-Hilo and mother, Margaret, played softball at Santa Rosa Junior College.

Year	Club	W-L	ERA	G	GS	CG	SHO	SV	IP	H	R	ER	HR	HB	BB	SO	WP	BK
2008	AZL Giants	0-0	0.00	3	0	0	0	0	4.0	2	0	0	0	0	2	6	0	0
	Salem-Keizer	1-0	4.76	14	0	0	0	5	17.0	20	9	9	1	2	6	13	4	0
2009	Augusta	2-2	3.70	39	0	0	0	0	56.0	59	32	23	4	2	27	63	9	0
2010	San Jose	10-6	3.45	26	25	0	0	0	146.0	140	65	56	11	4	46	116	14	0
2011	Richmond	9-9	3.51	27	27	0	0	0	146.1	147	65	57	7	5	55	111	10	0
2012	Richmond	7-8	3.22	28	28	0	0	0	164.2	134	68	59	8	8	60	130	18	0
Minor Totals		29-25	3.44	137	80	0	0	5	534.0	502	239	204	31	21	196	439	55	0



OF • Cole GILLESPIE

BATS	THROWS	HEIGHT	WEIGHT
Right	Right	6'1"	215
Opening Day Age	28		
Born	June 20, 1984		
	in Portland, OR		
Resides	San Diego, CA		
Last School	Oregon State		
Acquired	Minor League Free Agent		
	December 22, 2012		

Career: 28-year-old enters his eighth professional season and first in the San Francisco organization ... Originally selected by Milwaukee in the third round of the 2006 Draft ... Traded to Arizona from Milwaukee in July of 2009 ... Has played in the PCL in each season since 2009 with Reno and Nashville ... Holds a .292 (456-for-1,563) batting average in 449 Triple-A games with 86 doubles, 35 triples, 45 home runs, and 248 RBI.

2012: Spent the entire season with Reno, hitting .308 (136-for-441) with 35 doubles, 13 home runs, and 66 RBI in 126 games

- Had a 15-game hitting streak from May 23-June 7 ... During streak, he tallied 5 hits in the May 30 game vs. Tacoma ... He went 5-for-5 with 3 RBI and 2 runs scored on May 30.
- Batted .362 (34-for-94) in 29 games during May
- Went 3-for-3 with 3 home runs and 8 RBI on June 29 vs. Fresno ... Was part of a nine-game stretch in which he drove in 19 runs (June 29-July 8)
- Hit .361 (35-for-97) with a .448 OBP vs. left-handed pitching
- Was placed on the disabled list on Sept. 3 and remained there for rest of the season with a left hip impingement

2011: Was recalled from Reno by Arizona on Sept. 16 ... Hit first grand slam with a career-high 4 RBI on Sept. 28 vs. Los Angeles (NL) ... Received the Rawlings Minor League Gold Glove Award honors as an outfielder ... Ranked second among PCL leaders in triples (16) and runs scored (100). **2010:** Was recalled from Reno by Arizona on April 21, and made his Major League debut that same day vs. St. Louis ... Collected his first hit (pinch-hit double off Chris Carpenter) in his first game on April 21 ... Hit his first career home run on May 7 vs. Brewers (off Yovani Gallardo). **2009:** Traded to Arizona on July 19 by Milwaukee with RHP Roque Mercedes for INF Felipe Lopez ... Played for Scottsdale in the Arizona Fall League and hit .333 (24-for-72) with 7 doubles, 1 home run, and 7 RBI. **2008:** Named to Southern League mid-season All-Star team ... Ranked second among Southern League leaders in doubles (38) and third in extra-base hits (56). **2007:** Selected to Florida State League mid-season All-Star team ... Named Florida State League Player of the Week for May 14-20 ... Ranked first among the Pioneer League leaders in OBP (.464) and second in batting average (.344).

Personal: Graduated from West Linn (Oregon) High School, where he was First-Team All-State as a senior ... Also lettered in football and basketball ... Attended Oregon State University and was co-captain of the 2006 NCAA National Champion team and the Pac-10 Conference Player of the Year.

Year	Club	AVG	G	AB	R	H	2B	3B	HR	RBI	SH	SF	HBP	BB-I	SO	SB-CS	OBP	SLG	E
2006	Helena	.344	51	186	49	64	12	1	8	31	0	3	4	40-1	34	18-4	.464	.548	1
2007	Brevard City	.267	129	438	75	117	25	3	12	62	1	3	8	72-1	95	16-8	.378	.420	3
2008	Huntsville	.281	131	462	73	130	38	4	14	79	3	4	6	75-1	102	17-1	.386	.472	5
2009	Brevard City	.349	12	43	10	15	2	3	1	9	0	1	0	7-1	11	4-0	.431	.605	0
	Nashville	.242	75	236	29	57	12	5	7	27	3	4	3	31-1	56	6-5	.332	.424	2
	Reno	.304	42	138	33	42	6	4	5	27	0	3	2	27-0	31	8-0	.418	.514	1
2010	Reno	.288	69	264	54	76	14	6	8	49	0	1	3	44-1	49	8-5	.394	.477	3
	Arizona	.231	45	104	11	24	8	0	2	12	0	1	1	44-1	29	1-1	.283	.365	1
2011	Reno	.300	137	484	100	145	19	16	12	79	0	7	10	81-2	91	24-5	.405	.479	2
	Arizona	.333	5	6	2	2	0	0	1	4	0	0	0	1-0	1	0-0	.429	.833	0
2012	Reno	.308	126	441	85	136	35	4	13	66	0	6	4	59-1	80	11-8	.390	.494	4
Minor Totals		.290	772	2692	508	782	163	46	80	429	7	32	40	436-9	549	112-36	.393	.474	21
Major Totals		.236	50	110	13	26	8	0	3	16	0	1	1	8-1	30	1-1	.292	.391	1



RHP • Heath HEMBREE

BATS	THROWS	HEIGHT	WEIGHT
Right	Right	6'4"	210

Opening Day Age	24
Born	January 13, 1989 in Spartanburg, SC
Resides	Cowpens, SC
Last School	College of Charleston
Acquired	5th round of 2010 First-Year Player Draft

Career: 24-year-old enters his 4th season as pro and 3rd full season in 2013 ... Is 56-for-61 in save opportunities in his career ... In 110 career games, he is 2-2 with a 2.68 ERA (32er, 107.1ip) and 143 K against 46 BB ... Has surrendered 4 HR in his career, with 2 of the 4 occurring in 2012 with Fresno ... Named to California League mid-season All-Star team (2011) and PCL mid-season All-Star team (2012).

2012: An impressive start to the season was interrupted by injury and a 5-appearance with High-A San Jose before finishing the season with Fresno.

- His 15 saves (17 opportunities) tied Jean Machi for the team-lead on Fresno ... Tied for 6th in the PCL in saves.
- Recorded the save in his first career Triple-A game on April 5 at Tacoma ... Allowed 2 H and no runs while striking out 2 in 1 IP.
- In his first 12 career Triple-A games (April 5-May 5), he was 1-0 with a 1.50 ERA (2er, 12.0ip) and 8 saves.
- Named PCL Pitcher of the Week for the week of April 23-29 ... Was a perfect 3-for-3 in save opportunities during the week, retiring all 9 batters he faced in 3 games.
- Over 6 games between April 26-May 5, he did not allow a run or hit and was a perfect 6-for-6 in save opportunities
- Voted to the PCL mid-season All-Star team but did not participate due to injury ... It was his 2nd career All-Star nomination after being named to California League mid-season All-Star team in 2011.
- Allowed a season-high 5 ER in 0.2 IP on July 4 vs. Sacramento ... Placed on DL on July 5
- Returned to Fresno in mid-August, posting a 1.29 ERA (1er, 7ip), 2 saves, and 10 K in his final 7 appearances
- Pitched for Scottsdale Scorpions of Arizona Fall League, registering a 3.00 ERA (3er, 9.0ip) in 9 games with 12 K and 3 BB

2011: Split year between High-A San Jose and Double-A Richmond, going 1-1 with a 1.86 ERA (11er, 53.1ip) and 38 saves over a combined 54 games between the 2 stops ... Began the year with San Jose, making 26 appearances for the Giants ... Despite only playing for San Jose for half the season, he led the California League with 21 saves ... Was named to California League mid-season All-Star team ... Threw 16.2-consecutive scoreless innings from April 16-May 27 ... During that stretch, he recorded 16 saves and struck out 31 batters ... Was promoted to Double-A Richmond on June 16 ... Had stretch of 32-consecutive successful save opportunities combined between San Jose and Richmond dating from April 16 to Aug. 3 ... posted 2.00 ERA (8er, 36.0ip) during stretch with 63 K. **2010:** Made his pro debut with AZL Giants appearing in only 12 games ... Had a great start to his pro career, posting a 0.82 ERA (1er, 11.0ip) and surrendering 9 hits ... Struck out 22 batters while recording no walks.

Personal: Attended College of Charleston ... Also played at Spartanburg Methodist Junior College.

Year	Club	W-L	ERA	G	GS	CG	SHO	SV	IP	H	R	ER	HR	HB	BB	SO	WP	BK
2010	AZL Giants	0-0	0.82	12	0	0	0	3	11.0	9	1	1	0	0	0	22	0	0
2011	San Jose	0-0	0.73	26	0	0	0	21	24.2	16	2	2	1	1	12	44	2	0
	Richmond	1-1	2.83	28	0	0	0	17	28.2	20	11	9	1	0	13	34	1	0
2012	San Jose	0-0	0.00	5	0	0	0	0	5.0	0	0	0	0	0	1	7	0	0
	Fresno	1-1	4.74	39	0	0	0	15	38.0	29	24	20	2	4	20	36	2	0
Minor Totals		2-2	2.68	110	0	0	0	56	107.1	74	38	32	4	5	46	143	5	0



RHP • Chris HESTON

BATS	THROWS	HEIGHT	WEIGHT
Right	Right	6'4"	185

Opening Day Age	24
Born	April 10, 1988 in Palm Bay, FL
Resides	Palm Bay, FL
Last School	East Carolina University
Acquired	12th round of 2009 First-Year Player Draft

Career: Fifth-year professional is looking to make his first career stop at the Triple-A level in 2013 ... 24-year-old is coming off a 2012 season in which he posted career-bests in ERA (2.24) and strikeouts (135) en route to being named Eastern League Pitcher of the Year.

2012: Enjoyed a career year, earning several awards, including Eastern League Pitcher of the Year

- Also named Topps Double-A All-Star, mid-season and postseason Eastern League All-Star, and Eastern League Pitcher of the Week (May 21-27)
- Led the Eastern League in ERA (2.24) and WHIP (1.10)
- Went 9-8 with a 2.24 ERA (37er, 148.2ip) in 25 starts with Richmond, striking out 135 and walking 40 ... His 135 strikeouts were second-most on the Flying Squirrels, trailing Michael Kickham's 137
- Only surrendered 2 home runs to the 595 batters faced
- Was 5-2 with a 0.68 ERA (5er, 66.2ip) in his first 11 starts of the season
- Right-handed opponents hit .208 against
- Served as the Western Division's starting pitcher in the 2012 Eastern League All-Star Game
- Struck out a career-high 11 on May 27 vs. Trenton
- Later matched his career-high for strikeouts in a game when he fanned 11 over 7.2 scoreless innings on August 12 vs. Bowie
- Also struck out 10 on June 20 at Trenton

2011: Led the San Jose Giants in ERA (3.16) while tying for second in wins (12) ... Named California League mid-season All-Star ... Logged 151.0 innings, finishing second on the San Jose staff, falling just short of Craig Westcott (155.1) ... Held California League hitters to a .259 average against (144-for-557), the 5th-lowest mark in the circuit ... Was named California League Pitcher of the Week for May 9-16. **2010:** Posted a 5-13 record with a 3.75 ERA in 26 starts with Class A Augusta ... Struck out 124 batters and issued just 33 walks in 148.2 innings pitched ... Led the South Atlantic League in losses (13) and finished fourth in innings pitched (148.2). **2009:** Began his pro career with AZL Giants ... Went 1-5 with a 4.11 ERA in 11 appearances (six starts).

Personal: Nicknamed "Hesto Presto" by his teammates ... Graduated from Bayside (FL) High School ... Attended Seminole Community College and East Carolina University ... Went 8-9 with a 4.76 ERA in 107.2 innings pitched in 2 seasons at Seminole Community College ... Named first-team All-Conference USA and Conference USA Newcomer of the Year in 2009 ... Went 7-0 with a 4.15 ERA in 15 starts with East Carolina in 2009 ... Led Conference USA in strikeouts (88) in 2009 ... Was selected by Minnesota in the 47th round of the 2007 Draft and by Washington in the 29th round of the 2008 Draft but did not sign.

Year	Club	W-L	ERA	G	GS	CG	SHO	SV	IP	H	R	ER	HR	HB	BB	SO	WP	BK
2009	AZL Giants	1-5	4.11	11	6	0	0	0	35.0	30	19	16	0	4	10	34	2	2
2010	Augusta	5-13	3.75	26	26	1	0	0	148.2	161	83	62	6	9	33	124	12	1
2011	San Jose	12-4	3.16	24	24	1	0	0	151.0	144	64	53	10	8	40	131	7	0
2012	Richmond	9-8	2.24	25	25	1	0	0	148.2	124	43	37	2	4	40	135	12	0
Minor Totals		27-30	3.13	86	81	3	0	0	483.1	459	209	168	18	25	123	424	33	3



INF • Carter JURICA

BATS	THROWS	HEIGHT	WEIGHT
Right	Right	5'11"	185
Opening Day Age	24		
Born	September 23, 1988		
	in Houston, TX		
Resides	Katy, TX		
Last School	Kansas State		
Acquired	3rd round of 2010		
	First-Year Player Draft		

Career: 24-year-old enters his fourth professional season ... Has not played higher than Class A Advanced in his first three years as a pro ... Third round selection by the Giants in the 2010 Draft out of Kansas State ... In 239 career games, he has played 125 career games at shortstop and 98 at second base.

2012: Returned to Class A Advanced San Jose for a second season, playing in a career-high 108 games and batting .300 (121-for-403) with 19 doubles, 3 triples, 6 home runs, and 56 RBI

- The hits, runs, doubles, home runs, and RBI totals were all career-highs
- His 121 hits were 4th-most on San Jose
- After playing shortstop for most of his career, he switched to second base, playing in 96 games as a second baseman ... Only played in 2 games at second base prior to the 2012 season
- Batted .335 (65-for-194) with 5 home runs and 30 RBI in 55 home games ... Hit .268 (56-for-209) in 53 road contests
- Posted a .329 (76-for-231) batting average after the All-Star break

2011: Missed over two months of the season due to injury ... Played in 55 games with Class A Advanced San Jose ... Batted .278 (40-for-144) against right-handed pitchers compared to .139 (5-for-36) against left-handed pitchers ... Appeared in 14 games for the AZL Giants from August 1-17, batting .224 (11-for-49).

2010: Made his professional debut with Salem-Keizer, batting .216 (51-for-236) with 4 home runs and 31 RBI in 62 games.

Personal: Graduated Katy (Houston, TX) High School ... Earned Louisville Slugger High School All-American honors in 2007 ... Attended Kansas State University ... Named All-Big 12 First Team after his junior year in 2010 ... Was All-Big 12 Second Team after his sophomore year in 2009.

2013 GRIZZLIES

Year	Club	AVG	G	AB	R	H	2B	3B	HR	RBI	SH	SF	HBP	BB-I	SO	SB-CS	OBP	SLG	E
2010	Salem-Keizer	.216	62	236	23	51	7	3	4	31	3	1	4	18-0	47	10-3	.282	.322	14
2011	San Jose	.250	55	180	36	45	12	0	4	23	1	1	5	25-0	44	5-2	.355	.383	14
	AZL Giants	.224	14	49	6	11	2	0	1	9	0	1	3	4-0	8	4-1	.316	.327	4
2012	San Jose	.300	108	403	68	121	19	3	6	56	2	8	3	43-0	74	6-4	.365	.407	16
Minor Totals		.263	239	868	133	228	40	6	15	119	6	11	15	90-0	173	25-10	.338	.374	48



LHP • Michael KICKHAM

BATS	THROWS	HEIGHT	WEIGHT
Left	Left	6'4"	220

Opening Day Age	24
Born	December 12, 1988 in St. Louis, MO
Resides	Springfield, MO
Last School	Missouri State
Acquired	6th round of 2010 First-Year Player Draft

Career: 24-year-old enters his fourth professional season since being drafted by the Giants in the 6th round of the 2010 Draft ... Was a non-roster invitee to San Francisco's big league Spring Training in 2013 ... Has started 48 of his 52 career games.

2012: Made 27 starts over 28 games with Double-A Richmond, going 11-10 with a 3.05 ERA (51er, 150.2ip)

- Paced the Flying Squirrels in strikeouts with 137 and walks with 75 while he was tied for the team-lead in wins (11)
- Was 2nd in the Eastern League in strikeouts and batting average against (.219), 3rd in walks, and 4th in ERA
- Posted a 2.01 ERA in 13 home games (12 starts) compared to a 4.10 ERA in 15 road starts
- Threw a complete game shutout on June 2 vs. Erie, striking out 8, walking 1, and allowing just 2 hits
- Struck out a career-high 12 on August 2 vs. Reading while also holding the R-Phillies to no runs and 3 hits over 8.1 innings ... The 12 strikeouts were also a Richmond franchise record.
- Threw seven no-hit innings (105 pitches) on August 8 vs. Harrisburg ... Also held Altoona to no hits in an August 24 start, striking out 7 and walking 5 on 103 pitches
- As a hitter, he batted .320 (8-for-25) with 2 doubles and 4 RBI

2011: Set to open the season with San Jose, but a cracked finger nail in Spring Training caused him to stay back in Extended Spring Training ... Eventually joined Class Low A Augusta and made his first start of the season on May 13 ... Overall, went 5-10 with a 4.11 ERA (51er, 111.2ip) in 21 starts. **2010:** Made three appearances for the AZL Giants in his professional debut.

Personal: Has three siblings, Daniel, Carolina and Janie ... His father, Kevin, played tennis at Truman State, mother, Dana, played volleyball at Florida Southern and brother Dan plays baseball at Crowder College ... Graduated from Glendale (MO) High School ... Attended Missouri State and won the Dave Dickensheet Pitcher of the Year award in 2010 ... Holds the Missouri State single-season strikeout record in 2010 with 103 strikeouts ... Also pitched for Crowder College (JC) before attending Missouri State.

Year	Club	W-L	ERA	G	GS	CG	SHO	SV	IP	H	R	ER	HR	HB	BB	SO	WP	BK
2010	AZL Giants	0-0	11.57	3	0	0	0	0	2.1	4	3	3	0	0	2	3	0	0
2011	Augusta	5-10	4.11	21	21	0	0	0	111.2	112	58	51	9	3	37	103	8	1
2012	Richmond	11-10	3.05	28	27	1	1	0	150.2	119	57	51	8	2	75	137	9	3
Minor Totals		16-20	3.57	52	48	1	1	0	264.2	235	118	105	17	5	114	243	17	4



OF • Roger KIESCHNICK

BATS	THROWS	HEIGHT	WEIGHT
Left	Right	6'3"	220
Opening Day Age	26		
Born	January 27, 1987		
	in Dallas, TX		
Resides	Rockwall, TX		
Last School	Texas Tech		
Acquired	3rd round of 2008		
	First-Year Player Draft		

Career: 26-year-old enters his fifth professional season carrying a .276 (395-for-1,433) batting average and 58 career home runs in 375 games ... Was added to the Giants' 40-man roster over winter of 2011 ... Has been bit by the injury bug in each of the last three seasons, including three months on the DL in 2012 due to a shoulder injury ... Played two summers for USA National Team, featuring best college freshman and sophomores in the country.

2012: Made his professional Triple-A debut, playing in 55 games with the Grizzlies, but his season was cut short due to a left shoulder injury suffered on the final play in a May 29 game at Sacramento.

- Despite missing three months, he still led the Grizzlies in home runs (15) ... 10 of his 15 home runs were hit on the road.
- Started the season with a 10-game hitting streak
- Had a season-high 14-game on base streak from 4/17-5/2 ... Also had a 13-game on-base streak from 5/11-5/24.
- Hit two home runs on 5/23 at Albuquerque, including his first career grand slam
- Played in three games with AZL Giants from 8/26-8/29, going 1-for-12 with four RBI

2011: Spent second-straight campaign with Double-A Richmond, batting .255 (117-for-459) with 16 home runs, 22 doubles, and 65 RBI in 126 games ... Named to Eastern League mid-season All-Star team ... Drove in a season-high 5 runs in 11-9 victory over Binghamton on June 16 ... Broke Richmond's single season home run record with his 13th home run on July 30th ... Was placed on DL on Aug. 26 with back spasms and remained on the DL for remainder of the season. **2010:** Batted .251 (56-for-223) with 4 home runs and 23 RBI over 60 games in his second pro season ... Entered the year as San Francisco's 7th-best prospect according to Baseball America ... Was placed on the DL twice during season due to back inflammation and missed significant time. **2009:** Produced one of best seasons of any Giants farmhand in what was his first pro season with Class A Advanced San Jose ... Batted .296 (153-for-517) with 37 doubles, 8 triples, 23 home runs, and 110 RBI in 131 games ... Helped lead San Jose to California League Championship ... Led Giants' farm system in home runs and his RBI total was not only the most of any Giants minor leaguer, but 3rd-most in all of minors behind Lancaster's (A+) Koby Clemens (123) and Sacramento's (AAA) Chris Carter (115) ... His 275 total bases ranked as 7th-best among all minor league farmhands ... Was named to mid-season and post-season California League All-Star teams ... Earned Player of the Week honors twice: June 15-22 and June 22-29 ... Tabbed California League Rookie of the Year ... Reached base safely in 28-consecutive games, July 19-Aug. 21 ... Hit .242 (8-for-33) with one home run and 2 RBI in California League playoffs.

Personal: Graduated from Rockwall (TX) High School ... Attended Texas Tech University ... Posted .305 avg. (67-for-220) with 47 runs, 15 doubles, 3 triples, 17 home runs and 65 RBI in 55 games for Red Raiders his junior year ... Earned Big 12 Freshman of the Year, as voted by conference coaches, in 2006 ... Also named All-Big 12 First-Team selection in 2006 and was freshman All-American ... Played 2 summers with USA National Team, helping the Americans win silver medal at '07 Pan Am Games in Rio De Janerio.

Year	Club	AVG	G	AB	R	H	2B	3B	HR	RBI	SH	SF	HBP	BB-I	SO	SB-CS	OBP	SLG	E
2009	San Jose	.296	131	517	86	153	37	8	23	110	0	5	5	36-2	130	9-1	.345	.532	2
2010	Richmond	.251	60	223	21	56	8	3	4	23	0	4	1	18-1	55	2-3	.305	.368	0
2011	Richmond	.255	126	459	71	117	22	5	16	65	0	5	3	34-1	121	13-7	.307	.429	2
2012	AZL Giants	.083	3	12	0	1	1	0	0	4	0	1	0	0-0	5	0-0	.077	.167	0
	Fresno	.306	55	222	49	68	13	4	15	40	0	2	2	24-1	68	0-2	.376	.604	0
Minor Totals		.276	375	1433	227	395	81	20	58	242	0	17	11	112-5	379	24-13	.329	.482	4



RHP • Andrew KOWN

BATS	THROWS	HEIGHT	WEIGHT
Left	Right	6'7"	210

Opening Day Age	30
Born	October 7, 1982 in Marietta, GA
Resides	Atlanta, GA
Last School	Georgia Tech
Acquired	Minor League Free Agent December 23, 2010

Career: 30-year-old enters his 10th professional season and third straight with the San Francisco organization ... Has played for Fresno in each of the last two seasons ... Ranks 10th on the Grizzlies' all-time career wins list with 16.

2012: Spent the entire campaign with the Grizzlies, going 6-8 with a 5.60 ERA (74er, 119.0ip) in 23 games (22 starts)

- His 5.60 ERA was a career-worst for a season
- Did not allow a home run in his first 5 starts and surrendered only 2 home runs in 53.1 innings to start the season
- Spent a month (May 21-June 23) on the DL
- In his first 6 games (5 starts) back after the DL stint, he went 0-3 with a 14.73 ERA (30er, 18.1ip)
- Threw a complete game, 7-inning shutout on August 19 vs. Tucson, allowing 4 hits, walking 1, and striking out 3

2011: In first season with Fresno, tied for team lead with Matt Yourkin in wins with 10 while his 103 strikeouts were second-most on the team ... Was PCL Pitcher of the Week for May 2-9 as he went 2-0 with a 1.38 ERA (2er, 13.0ip) with 13 strikeouts ... Was named PCL mid-season All-Star team. **2010:** Split season between Double-A Harrisburg (15 starts) and Triple-A Syracuse (15 games, 11 starts) in third season in Washington's organization ... Started season with Double-A Harrisburg. **2008:** Began the season in Detroit's farm system until he was released on July 22 ... Signed with Washington organization on July 28 and began his Nationals career with Double-A Harrisburg. **2007:** Played majority of season with Double-A Erie, going 6-8 with a 4.12 ERA (55er, 120.0ip) with 1 complete game and 86 strikeouts. **2006:** Split season between Class A West Michigan and Class A Advanced Lakeland, going a combined 8-5 with 3.06 ERA (41er, 120.2ip) in 24 games (18 starts). **2005:** Was tied for most games on Class A West Michigan while his 150.2 IP and 98 strikeouts were second-most on the club. **2004:** Began his professional career with Short-Season Oneonta as he went 1-2 with a 2.85 ERA (13er, 41.0ip) in 9 starts.

Personal: Brother, John, spent four years playing professional baseball in St. Louis Cardinals organization ... Attended Georgia Tech.

Year	Club	W-L	ERA	G	GS	CG	SHO	SV	IP	H	R	ER	HR	HB	BB	SO	WP	BK
2004	Oneonta	1-2	2.85	9	9	0	0	0	41.0	40	19	13	4	2	13	37	2	0
2005	West Michigan	8-11	4.36	26	26	1	0	0	150.2	152	83	73	13	10	52	98	6	1
2006	West Michigan	2-0	0.00	6	0	0	0	0	16.0	10	0	0	0	0	0	16	1	0
	Lakeland	6-5	3.53	18	18	2	0	0	104.2	99	53	41	9	7	43	67	12	0
2007	Lakeland	0-0	6.23	1	1	0	0	0	4.1	7	6	3	0	0	0	2	0	0
	Erie	6-8	4.13	27	19	1	0	1	120.0	127	62	55	9	9	36	86	7	2
2008	Erie	5-9	5.38	17	16	1	0	0	93.2	111	62	56	16	1	34	42	1	1
	Harrisburg	0-0	30.86	2	0	0	0	0	2.1	8	8	8	2	0	3	1	0	0
	Potomac	0-2	3.00	3	1	0	0	0	9.0	9	8	3	0	0	5	3	0	0
	Columbus	3-0	3.71	3	3	0	0	0	17.0	22	7	7	0	0	2	13	0	1
2009	Potomac	1-1	4.50	11	0	0	0	3	18.0	18	9	9	4	1	4	15	0	0
	Harrisburg	3-0	2.28	13	0	0	0	1	27.2	21	8	7	0	1	6	15	1	1
	Syracuse	5-3	4.45	14	9	0	0	0	54.2	58	27	27	4	3	15	28	3	0
2010	Harrisburg	6-4	3.83	15	15	0	0	0	84.2	83	40	36	13	3	19	47	1	0
	Syracuse	2-4	3.48	15	11	0	0	1	62.0	67	25	24	5	4	16	41	1	0
2011	Fresno	10-9	4.48	25	25	0	0	0	136.2	142	75	68	15	6	52	103	6	2
2012	Fresno	6-8	5.60	23	22	1	1	0	119.0	138	80	74	14	6	44	66	3	1
Minor Totals		64-66	4.27	228	175	6	1	6	1061.1	1112	572	504	108	53	344	680	44	9



C • Tyler LATORRE

BATS	THROWS	HEIGHT	WEIGHT
Left	Right	6'0"	235

Opening Day Age	29
Born	April 22, 1983 in Santa Cruz, CA
Resides	Santa Cruz, CA
Last School	UC Davis
Acquired	Non-drafted Free Agent, 2006

Career: 29-year-old enters his eighth professional season, all with the San Francisco organization ... Has played for Fresno in each of the last two seasons ... Holds a .270 (55-for-204) career batting average in 94 Triple-A games ... Six of his 12 career home runs have been hit at Triple-A ... Played for Team Italy in the 2013 World Baseball Classic, going 1-for-4 with a walk in 2 games.

2012: Played all but one game with Fresno, batting .278 (27-for-97) with 6 doubles, 2 home runs, and 15 RBI over 42 games with the Grizzlies

- Struggled in the first half batting .231 (15-for-65) in 27 games, but was much better following the break hitting at a .375 clip (12-for-32) in 15 games
- Appeared in 1 game with Class A Advanced San Jose on May 22, going 0-for-3 with a run scored

2011: Missed most of the season after three separate stints on the disabled list for a right groin strain and a right knee contusion. **2007:** Produced his best offensive season with Salem-Keizer, batting .316 (30-for-95) with a .404 OBP. **2006:** Made his professional debut with Salem-Keizer after signing as a minor league free agent.

Personal: Graduated from Aptos (Aptos, CA) High School ... Attended UC Davis.

2013 GRIZZLIES

Year	Club	AVG	G	AB	R	H	2B	3B	HR	RBI	SH	SF	HBP	BB-I	SO	SB-CS	OBP	SLG	E
2006	Salem-Keizer	.111	6	18	4	2	2	0	0	0	1	0	0	1-0	5	0-0	.158	.222	0
	AZL Giants	.143	7	21	1	3	0	0	0	0	0	0	0	0-0	6	0-0	.143	.143	0
	San Jose	.280	8	25	3	7	1	0	0	5	0	0	0	5-0	6	1-0	.400	.320	1
2007	Salem-Keizer	.316	31	95	19	30	4	2	1	11	4	0	0	14-0	19	1-1	.404	.432	3
2008	San Jose	.253	45	99	9	25	3	0	2	8	3	0	0	19-0	29	1-2	.373	.343	5
2009	Connecticut	.265	69	181	27	48	10	1	1	24	1	1	1	29-4	35	1-2	.368	.348	3
2010	Richmond	.204	81	255	27	52	13	1	2	20	4	1	2	36-1	76	0-3	.306	.286	7
2011	San Jose	.263	6	19	4	5	2	0	0	3	0	0	1	3-0	3	0-0	.391	.368	0
	Fresno	.262	52	107	13	28	7	0	4	22	1	2	2	10-1	23	1-0	.331	.439	1
2012	San Jose	.000	1	3	1	0	0	0	0	0	0	0	0	1-0	2	0-0	.250	.000	1
	Fresno	.278	42	97	14	27	6	0	2	15	2	0	1	15-1	18	0-0	.381	.402	0
Minor Totals		.247	348	920	122	227	48	4	12	108	16	4	7	133-7	222	5-8	.345	.347	21



INF • Todd LINDEN

BATS	THROWS	HEIGHT	WEIGHT
Switch	Right	6'2"	225

Opening Day Age	32
Born	June 30, 1980 in Edmonds, WA
Resides	Bremerton, WA
Last School	LSU
Acquired	Minor League Free Agent December 20, 2011

Career: 32-year-old returns to the Giants organization for the second consecutive season ... Giants' sandwich selection (41st overall) in 2001 Draft ... Has also played in the Miami, Cleveland, Oakland, and New York (AL) organizations.

2012: Returned to the Giants organization after a five-year hiatus, playing in 127 games for the Grizzlies

- He batted .280 (119-for-425) with 27 doubles, 6 triples, 11 home runs, and 66 RBI
- The 27 doubles led the Grizzlies while his 66 RBI were second-most on the team
- 10 of his 11 home runs were hit on the road
- During a series at Round Rock from May 17-20, he went 12-for-18 (.667) with 2 home runs, 9 RBI and 9 runs scored
- Drove in a season-high 5 runs on May 17 at Round Rock
- Recorded a 17-game on-base streak between June 27 and July 19
- He vaulted to the top of the Grizzlies all-time career leaderboard in several offensive categories, including games (558), hits (563), triples (19), home runs (83), and RBI (310)

2011: Named North American Most Valuable Player after leading the Edmonton Capitals to a 56-32 record and NAL Championship ... Batted .355 with a .480 OBP, 1.080 SLG, 14 home runs, 79 RBI, and 23 stolen bases. **2009:** Began the year with Scranton/Wilkes-Barre before joining Rakuten in June. **2005:** Led all of Minor League Baseball and broke a Grizzlies franchise record with a .682 slugging percentage ... Was also tied for 2nd in the PCL with 30 home runs and ranked 5th with a .437 OBP ... Named a PCL post-season All-Star, while earning SF Organizational Player of the Month honors for Fresno in both May and June. **2004:** Hit 23 home runs and drove in 75 runs in 130 games with Fresno. **2003:** Made his Major League debut ... Hit his first big league home run in Los Angeles on September 21, 2003, becoming the fifth Giants rookie to hit his first career home run at Dodgers Stadium. **2002:** Was named San Francisco's organization's Player of the Year by USA Today during first pro season ... Named a Texas League mid-season All-Star.

Personal: Graduated from Central Kitsap (Silverdale, WA) High School ... Lettered four years in baseball, two in football, and one in basketball ... Attended University of Washington and LSU ... Transferred to LSU prior to 2001 season ... Earned 2nd-team All-SEC honors in 2001.

Year	Club	AVG	G	AB	R	H	2B	3B	HR	RBI	SH	SF	HBP	BB-I	SO	SB-CS	OBP	SLG	E
2002	Shreveport	.314	111	392	64	123	26	2	12	52	1	3	12	61-7	101	9-5	.419	.482	3
	Fresno	.250	29	100	18	25	2	1	3	10	0	0	1	20-0	35	2-0	.380	.380	0
2003	Fresno	.278	125	471	75	131	24	3	11	56	4	0	17	40-2	105	14-4	.356	.412	4
	San Francisco	.211	18	38	2	8	1	0	1	6	1	0	0	1-0	8	0-0	.231	.316	1
2004	Fresno	.260	130	489	93	127	28	2	23	75	3	5	7	63-3	149	8-6	.349	.466	7
	San Francisco	.156	16	32	6	5	1	0	0	1	2	0	1	5-0	7	0-0	.289	.188	0
2005	Fresno	.321	95	340	81	109	25	4	30	80	1	2	10	62-5	97	6-2	.437	.682	4
	San Francisco	.216	60	171	20	37	8	0	4	13	1	0	5	10-0	54	3-0	.280	.333	2
2006	Fresno	.278	52	187	31	52	11	3	5	23	0	1	4	29-1	44	5-0	.385	.449	2
	San Francisco	.273	61	77	15	21	4	2	2	5	2	0	1	9-0	20	1-0	.356	.455	0
2007	San Francisco	.182	30	55	6	10	1	0	0	3	0	0	0	5-1	23	0-0	.250	.200	3
	Albuquerque	.375	14	48	10	18	3	1	1	10	0	0	1	8-0	12	0-1	.474	.542	0
	Florida	.271	85	129	15	35	7	1	1	8	0	0	1	14-0	36	4-0	.347	.364	0
2008	Sacramento	.333	23	78	13	26	7	0	3	12	0	0	2	14-0	22	1-0	.447	.538	0
	Buffalo	.278	90	324	51	90	20	1	14	50	2	0	5	52-2	101	3-2	.386	.475	2
2009	Scranton-Wilkes	.312	60	237	43	74	17	5	7	42	0	3	1	27-1	61	5-0	.381	.515	2
	Rakuten (JPN)	.292	73	284	47	83	22	0	12	37	0	0	1	32-1	105	2-5	.366	.496	0
2010	Rakuten (JPN)	.185	53	162	18	30	5	0	5	18	0	2	4	21-0	64	1-0	.291	.309	0
2011	Edmonton (Ind.)	.355	86	296	85	105	22	5	79	79	0	6	8	64-1	62	23-5	.605	.473	1
2012	Fresno	.280	127	425	63	119	27	6	11	66	0	2	7	53-9	99	3-3	.368	.449	6
Minor Totals		.298	461	1639	292	488	110	20	71	283	3	8	30	245-10	436	23-8	.397	.519	31
Japan Totals		.253	126	446	65	113	27	0	17	55	0	2	5	53-1	169	3-5	.339	.428	0
Major Totals		.231	270	502	64	116	22	3	8	36	5	0	8	44-1	148	8-0	.303	.335	6



RHP • Mitch LIVELY

BATS	THROWS	HEIGHT	WEIGHT
Right	Right	6'5"	240
Opening Day Age	27		
Born	September 7, 1985		
	in Susanville, CA		
Resides	Susanville, CA		
Last School	Sacramento State		
Acquired	Minor League Free Agent		
	June, 2008		

Career: 27-year-old enters his seventh professional season and sixth with the San Francisco organization ... Originally selected by the Colorado Rockies in the 16th round of the 2007 Draft ... Was signed by San Francisco to a minor league contract on July 25, 2008 ... Enters 2013 coming off a career-year in 2012, his first at the Triple-A level.

2012: In his first season at Triple-A, he set career-highs in innings pitched (78.1) and wins (8)

- The 8 victories matched Dusty Bergman (2005), Robbie Crabbtree (2001) and Steve Connelly (2000) for the most wins by a Grizzlies reliever in a season in franchise history
- Finished 2nd on the Grizzlies with 8 wins and 3rd on the team with 69 strikeouts ... His 47 appearances were the 3rd-most on the team
- His .220 batting average against was 4th-best in the PCL among qualifying PCL relievers
- Had the 3rd-best fewest baserunners/9 IP ratio (10.34 baserunners/9 IP) among qualifying PCL relievers
- Only allowed 3 of his 19 inherited runners to score
- Struck out a season-high 4 in 2 different games (Last: August 1 vs. Nashville)
- Threw 3 or more innings in 4 different games, including a season-high 3.1 IP twice (Last: May 22 at Albuquerque)
- Did not surrender a home run in his first 25 games (43 IP) of the season
- Recorded a strikeout over 17 consecutive appearances from June 25-August 16
- Did not allow a run in 7 straight outings (12.1 IP) from August 8-27
- Over his final 10 games, he was 3-0 with a 0.55 ERA (1er, 16.1ip) and 13 strikeouts against 4 walks

2011: Split time between Class A Advanced San Jose and Double-A Richmond, going a combined 3-7 with a 2.14 ERA (17er, 71.1ip), 9 saves, and 71 strikeouts. **2010:** Climbed from Class A Augusta to Double-A Richmond in his third season with the Giants organization. **2007:** Missed most of his first professional season with a right elbow strain.

Personal: Graduated from Lassen (CA) High School ... Attended Sacramento State, where he was the team's main closer in 2007, totaling 8 saves in 25 appearances ... At that time, his 8 rescues were tied for the fourth-most in the Hornets single season record book ... Was also a punter on the football team.

Year	Club	W-L	ERA	G	GS	CG	SHO	SV	IP	H	R	ER	HR	HB	BB	SO	WP	BK
2007	Casper	1-0	1.35	6	0	0	0	0	6.2	4	2	1	0	0	2	3	2	2
2008	San Angelo (IND)	0-0	2.13	11	0	0	0	4	12.2	11	3	3	1	2	0	18	0	1
	AZL Giants	0-0	0.00	2	0	0	0	0	2.2	1	0	0	0	0	0	4	0	0
	Augusta	1-0	1.42	10	0	0	0	0	12.2	11	5	2	0	0	6	18	3	0
2009	San Jose	0-0	5.23	16	0	0	0	0	20.2	25	13	12	6	0	15	20	2	0
	Augusta	0-0	4.58	13	0	0	0	0	17.2	17	9	9	1	1	6	5	2	0
	Connecticut	3-0	0.70	14	0	0	0	1	25.2	17	3	2	0	0	9	18	0	0
2010	Augusta	4-2	4.89	24	0	0	0	1	35.0	37	20	19	2	2	7	26	3	2
	Richmond	2-4	3.90	23	0	0	0	3	32.1	32	17	14	1	0	18	25	2	1
2011	San Jose	3-3	1.46	38	0	0	0	8	49.1	33	13	8	3	0	18	52	2	0
	Richmond	0-4	3.68	18	0	0	0	1	22.0	23	12	9	0	0	9	19	0	0
2012	Fresno	8-4	2.99	47	0	0	0	0	78.1	65	35	26	5	2	23	69	4	1
Minor Totals		22-17	3.03	211	0	0	0	14	303.0	265	129	102	18	5	113	259	20	6



OF • Ryan LOLLIS

BATS	THROWS	HEIGHT	WEIGHT
Left	Left	6'1"	190

Opening Day Age	26
Born	December 16, 1986 in Houston, TX
Resides	Houston, TX
Last School	Missouri
Acquired	37th round of 2009 First-Year Player Draft

Career: 26-year-old enters his fifth professional season ... Made his Triple-A debut in 2012, playing in 50 games for Fresno ... Has only played in 3 Double-A games prior to 2013 ... Selected by the Giants in the 37th round of the 2009 Draft out of the University of Missouri.

2012: After starting the campaign with Class A Advanced San Jose, he cracked the Triple-A level for the first time in his career

- Played in 75 games for San Jose before being summoned to Fresno during the Triple-A All-Star break ... Batted .293 (12-for-41) in his final 9 games with San Jose
- Had a 13-game hitting streak with San Jose from May 11-25, batting .411 (23-for-56) over the stretch
- Made his Triple-A debut on July 12, going 1-for-4 with a run scored
- Became the Grizzlies' every day center fielder once he arrived, playing in 50 of the team's 53 games after the All-Star break
- Went 3-for-5 with 3 doubles on August 2 vs. Nashville ... His last double was the walk-off hit in the 11th inning
- Had back-to-back 3-hit games on July 24-25 vs. Las Vegas ... Hit his first career Triple-A home run on July 25, a solo shot in the fourth inning

2011: Played at three different levels, with the majority of his season with Class A Augusta (80 games) ... Batted .314 (93-for-296) for the GreenJackets ... Made his Double-A debut with Richmond on September 2 at Altoona. **2010:** Hit a career-high 9 triples with Augusta. **2009:** Made his professional debut with Salem-Keizer, batting .312 (62-for-199) with a .373 OBP in 52 games.

Personal: Graduated from Houston Christian (Houston, TX) High School ... Attended the University of Missouri ... Named to the All-NCAA Regional Team in 2007 and 2008 ... All-Big 12 Honorable Mention in 2008 ... Was drafted by the Pittsburgh Pirates in the 20th round of the 2005 Draft but did not sign.

Year	Club	AVG	G	AB	R	H	2B	3B	HR	RBI	SH	SF	HBP	BB-I	SO	SB-CS	OBP	SLG	E
2009	Salem-Keizer	.312	52	199	31	62	9	3	2	25	0	1	0	20-0	24	1-5	.373	.417	1
2010	Augusta	.288	114	389	52	112	9	9	3	36	2	0	2	32-1	55	8-2	.345	.380	3
2011	San Jose	.255	14	51	12	13	2	0	0	5	0	0	2	4-0	9	0-0	.333	.294	1
	Augusta	.314	80	296	45	93	22	2	2	37	0	2	1	39-0	47	10-5	.393	.422	1
	Richmond	.222	3	9	1	2	0	0	0	1	0	0	0	0-0	1	0-0	.222	.222	0
2012	San Jose	.296	75	318	49	94	18	3	5	39	0	4	0	27-0	53	5-6	.347	.418	2
	Fresno	.309	50	175	27	54	9	2	3	21	3	1	0	25-1	26	2-3	.393	.434	4
Minor Totals		.299	388	1437	217	430	69	19	15	164	5	8	5	147-2	215	26-21	.364	.405	12



RHP • Shane LOUX

BATS	THROWS	HEIGHT	WEIGHT
Right	Right	6'2"	225

Opening Day Age	33
Born	August 31, 1979 in Rapid City, SD
Resides	Chandler, AZ
Last School	Highland High School (AZ)
Acquired	Minor League Free Agent November, 2012

Career: 33-year-old enters his 16th professional season ... Former PCL Pitcher of the Year has pitched for Fresno in each of the last 2 seasons ... Has also pitched for the Detroit, Kansas City, Los Angeles-AL, and Houston organizations ... Has made 321 appearances (260 starts) in the minors and 58 appearances (13 starts) in the Majors ... Of his 34 total appearances in 2012, only one was a start with AZL Giants on MLB Rehab ... It was his first full season as a reliever.

2012: Split his 16th professional season between Fresno and San Francisco, but missed over two months of the season in the big leagues with a neck strain, suffered from June 26-Aug. 2 and then again from Aug. 7-Sept. 1

- Went 1-0 with a 4.97 ERA (14er, 25.1ip) in 19 relief appearances for the Giants
- Was 4-1 with a 1.41 ERA (5er, 32.0ip) in 23 games for the Grizzlies
- Had his contract purchased from Fresno on May 11
- Allowed just 1 earned run in his first 21.0 innings pitched with Fresno before receiving MLB promotion
- Struck out a season-high 4 on May 1 vs. Salt Lake over 3.0 innings
- Made 10 MLB Rehab appearances for the Grizzlies between July 24 and August 28 ... Also made 1 MLB Rehab appearance for the AZL Giants on July 21

2011: Tossed a career-high in innings (179.1) while tying a career-high with 28 starts (Last: 1998) in his first year in the Giants' organization with Fresno ... Led all PCL pitchers with 179.1 innings pitched. **2008:** Was named PCL Pitcher of the Year ... Placed second in the PCL in wins (12) and finished with the league's fourth-best ERA (3.98). **2007:** Played briefly in Seattle's minor league system during Spring Training before being released ... Did not pitch the entire year. **2005:** Spent the entire season on the disabled list after having Tommy John surgery on his right elbow. **2002:** Led all International League pitchers with 5 complete games and 3 shutouts ... Earned International League Pitcher of the Week honors on 3 different occasions. **2000:** Led Double-A Jacksonville with 130 strikeouts and placed second in the Southern League with 12 wins. **1997:** Was named the fourth-best prospect in the Tigers organization by Baseball America.

Year	Club	W-L	ERA	G	GS	CG	SHO	SV	IP	H	R	ER	HR	HB	BB	SO	WP	BK
1997	GCL Tigers	4-1	0.84	10	9	1	1	0	43.0	19	7	4	0	1	10	33	2	1
1998	West Michigan	7-13	4.64	28	28	2	1	0	157.0	184	96	81	13	8	52	88	12	2
1999	West Michigan	1-3	6.27	8	8	0	0	0	47.1	55	39	33	5	8	16	43	4	0
	Lakeland	6-5	4.05	17	17	0	0	0	91.0	92	48	41	8	10	47	52	7	1
2000	Lakeland	0-1	1.80	1	1	0	0	0	5.0	2	1	1	0	0	3	6	0	0
	Jacksonville	12-9	3.82	26	26	2	0	0	157.2	150	78	67	12	14	55	130	7	0
2001	Toledo	10-11	5.78	28	27	2	0	0	151.0	203	111	97	22	15	73	72	14	1
2002	Toledo	11-10	4.72	26	26	5	3	0	158.1	196	94	83	11	10	38	87	9	2
	Detroit	0-3	9.00	3	3	0	0	0	14.0	19	16	14	4	1	3	7	1	0
2003	Toledo	11-6	3.02	21	20	2	1	0	128.0	129	53	43	5	6	30	58	4	0
	Detroit	1-1	7.12	11	4	0	0	0	30.1	37	24	24	4	4	12	8	1	0
2004	Toledo	7-11	5.29	22	22	1	1	0	132.2	154	86	78	14	5	34	86	3	0
2005									Injured, Did Not Pitch									
2006	Omaha	2-5	6.46	31	0	0	0	2	54.1	74	48	39	2	4	15	23	3	0
2007									Injured, Did Not Pitch									
2008	Salt Lake	12-6	3.98	22	22	1	0	0	138.0	154	69	61	14	6	40	77	3	0
	Los Angeles (AL)	0-0	2.81	7	0	0	0	0	16.0	16	6	5	1	2	2	4	0	0
2009	Rancho Cucamonga	0-0	0.00	1	1	0	0	0	1.0	1	0	0	0	0	2	0	1	0
	Los Angeles (AL)	2-3	5.86	18	6	0	0	0	58.1	84	42	38	4	4	19	19	3	0
	Salt Lake	1-2	3.96	8	5	0	0	0	25.0	24	12	11	2	0	14	13	1	0
2010	Round Rock	6-12	5.25	20	19	1	1	0	108.0	134	72	63	11	5	16	62	2	0
2011	Fresno	8-12	4.67	28	28	1	1	0	179.1	202	101	93	19	14	41	84	4	0
2012	AZL Giants	0-0	0.00	1	1	0	0	0	1.0	0	0	0	0	0	0	1	0	0
	Fresno	4-1	1.41	23	0	0	0	0	32.0	23	6	5	0	1	5	22	1	0
	San Francisco	1-0	4.97	19	0	0	0	0	25.1	32	15	14	3	0	9	9	1	0
Minor Totals		102-108	4.47	321	260	18	9	2	1609.2	1796	921	800	138	107	491	937	77	7
Major Totals		4-7	5.94	58	13	0	0	0	144.0	188	103	95	16	11	45	47	6	0



RHP • Jean MACHI

BATS	THROWS	HEIGHT	WEIGHT
Switch	Right	5'10"	195

Opening Day Age	31
Born	February 1, 1982 in El Tigre, Venezuela
Resides	Carabobo, Venezuela
Last School	N/A
Acquired	Minor League Free Agent February, 2011

2013 GRIZZLIES

Career: 31-year-old enters his 14th professional season and third consecutive season with the San Francisco organization ... Made his Major League debut in 2012, appearing in 8 games for the Giants ... Appeared in 368 career minor league games before his first taste of the Majors ... Has played for the Philadelphia, Tampa Bay, Toronto, and Pittsburgh organizations.

2012: Spent the entire season with Fresno, appearing in a team-best 53 games before having his contract purchased by San Francisco on Sept. 1

- Was a perfect 15-for-15 in his final 15 save opportunities with the Grizzlies ... Tied Heath Hembree for the team lead on the Grizzlies with 15 saves
- Did not allow a run in 10.0 consecutive innings (9 games) between June 9 and June 28
- Made his Major League debut on Sept. 3, throwing a scoreless inning ... Went on to appear in 8 games with the Giants, posting a 6.75 ERA (5er, 6.2ip).

2011: Signed with the Giants and only appeared in 3 games with Fresno, going 1-1 with a 9.00 ERA (4er, 4.0ip) ... Was also on loan to Mexico City (Mexican League), where he went 3-1 with a 2.30 ERA (14er, 54.2ip) and 15 saves in 48 games. **2009:** Signed as a minor league free agent with Pittsburgh where he made jump to Triple-A ... Had success going 1-1 with a 2.12 ERA (4er, 17.0ip) and 6 saves in 13 games with Indianapolis. **2006:** Signed as a minor league free agent with Toronto and had his best season yet with Double-A Montgomery setting career-highs in wins (6), ERA (2.64), saves (16), and games (49). **2005:** Was selected in 2005 Rule 5 Draft by Tampa Bay and spent the season splitting time between starting and relieving mostly for Class A Advanced Visalia, where he went 3-11 with a 6.03 ERA (65er, 97.0ip), 3 saves, and 106 strikeouts in 31 games (14 starts). **2000:** Made his professional debut with VSL Phillies and went 2-2 with a 4.13 ERA (11er, 24.0ip), 1 save, and 23 strikeouts in 11 games (3 starts).

Personal: Name is pronounced JEAN Ma-CHI.

Year	Club	W-L	ERA	G	GS	CG	SHO	SV	IP	H	R	ER	HR	HB	BB	SO	WP	BK
2000	VSL PHI/DET	2-2	4.13	11	3	0	0	1	24.0	21	15	11	1	5	14	23	5	1
2001	VSL PHI/DET	8-3	2.86	14	7	1	0	2	56.2	40	23	18	0	0	30	56	0	0
2002	VSL PHI	2-0	0.00	11	0	0	0	7	11.2	5	0	0	0	2	3	13	0	1
	GCL PHI	2-0	1.00	10	2	0	0	1	27.0	11	4	3	0	1	16	22	2	0
2003	Batavia	2-4	4.78	8	8	0	0	0	32.0	30	21	17	1	7	13	19	2	0
2004	VSL PHI	2-2	2.18	9	7	1	0	0	41.1	29	15	10	0	4	10	39	1	0
2005	Visalia	3-11	6.03	31	14	0	0	3	97.0	113	76	65	8	10	58	106	16	1
	Montgomery	0-0	54.00	1	0	0	0	0	0.2	4	4	4	1	0	1	0	0	0
2006	Montgomery	6-1	2.64	49	0	0	0	16	71.2	68	25	21	2	4	37	68	6	0
2007	New Hampshire	2-4	3.53	48	0	0	0	2	81.2	68	35	32	8	3	24	56	5	2
2008	New Hampshire	2-6	4.65	21	9	0	0	1	69.2	74	37	36	3	3	40	51	1	0
2009	Altoona	2-3	2.08	28	0	0	0	6	34.2	28	12	8	2	0	13	25	5	0
	Indianapolis	1-1	2.12	13	0	0	0	6	17.0	8	4	4	1	0	6	12	0	0
2010	Indianapolis	5-5	3.92	58	0	0	0	23	59.2	51	29	26	6	2	32	58	5	0
2011	Diablos (MEX)	3-1	2.30	48	0	0	0	15	54.2	54	16	14	0	3	17	37	5	0
	Fresno	1-1	9.00	3	0	0	0	0	4.0	5	4	4	0	0	0	6	0	0
2012	Fresno	2-1	3.97	53	0	0	0	15	56.2	67	29	25	7	3	17	44	0	0
	San Francisco	0-0	6.75	8	0	0	0	0	6.2	7	5	5	2	0	1	4	0	0
Mexican League Totals		3-1	2.31	48	0	0	0	15	54.2	54	16	14	0	3	17	37	5	0
Minor Totals		42-44	3.73	368	50	2	0	83	685.1	622	333	284	40	44	314	598	48	5
Major Totals		0-0	6.75	8	0	0	0	0	6.2	7	5	5	2	0	1	4	0	0



RHP • Daryl MADAY

BATS	THROWS	HEIGHT	WEIGHT
Right	Right	6'2"	225
Opening Day Age	27		
Born	August 12, 1985		
Resides	in McHenry, IL		
Last School	Bristol, WI		
Acquired	Arkansas University		
	30th round of 2006		
	First-Year Player Draft		

Career: 27-year-old has spent the last 3 seasons primarily with Double-A Richmond ... Enters his seventh professional season overall, all with the San Francisco organization ... Has appeared in 10 Triple-A games (8 starts), going 1-6 with a 8.50 ERA (40er, 42.1ip), 21 strikeouts, and 20 walks ... Last appeared with Fresno in August of 2011 ... Has appeared in Double-A in each of the last five seasons.

2012: After serving primarily as a starter for much of his career, the right-hander shifted to the bullpen and making 43 appearances (3 starts) for Double-A Richmond

- Posted his lowest ERA (3.11) since his 2008 campaign (2.48)
- His 73 strikeouts were most by all Richmond relievers
- Appeared in the second-most games (43) by a Richmond pitcher ... Also had the second-most saves by a Richmond pitcher, trailing Brett Bochy's team-high 14
- Struck out a season-high 7 on 6/6 at New Hampshire ... The 7 strikeouts were over 3.2 innings ... Also allowed three runs on 4 hits in the 6/6 appearance
- Did not allow a run in his final 14.0 innings (8 games) of the season ... Struck out 13 and walked 3 while surrendering 7 hits between August 7-September 1
- Left-handed hitters batted .218 (26-for-119) against

2011: Began the season as a starter for Double-A Richmond, making a total of 19 starts in his 25 appearances for the Flying Squirrels ... Was 4-8 with a 4.12 ERA (47er, 102.2ip) in the 19 starts ... Struck out a season-high 8 on June 11 at New Hampshire ... Made 3 starts for Fresno in mid-August, going 0-2 with a 7.07 ERA (11er, 14.0ip). **2010:** Recorded sixth-best ERA (3.47) in Eastern League ... Was named Eastern League mid-season All-Star ... Tabbed as Pitcher of the Week from April 26-May 3 ... Was Richmond Pitcher of the Month for month of April ... Also made his Triple-A debut, appearing in 7 games (5 starts) for Fresno.

2008: Named to South Atlantic League mid-season All-Star.

Personal: Graduated Wetosha (Wetosha, WI) High School ... Attended Arkansas University ... Was drafted by Milwaukee in 43rd round of 2003 Draft, but did not sign.

Year	Club	W-L	ERA	G	GS	CG	SHO	SV	IP	H	R	ER	HR	HB	BB	SO	WP	BK
2007	Salem-Keizer	5-2	2.32	14	3	0	0	1	42.2	41	12	11	4	2	10	28	2	0
2008	Augusta	9-4	1.55	21	13	0	0	0	104.2	74	20	18	3	3	23	92	4	2
	Connecticut	1-1	8.35	4	3	0	0	0	18.1	31	17	2	0	8	11	1	0	
	San Jose	3-0	2.05	4	4	0	0	0	22.0	20	6	5	1	3	5	27	3	0
2009	Connecticut	6-6	4.25	25	25	1	0	0	135.2	149	67	64	10	7	44	67	9	1
2010	Richmond	9-8	3.47	25	18	0	0	1	114.0	121	48	44	7	4	33	70	2	0
	Fresno	1-4	9.21	7	5	0	0	0	28.1	37	29	29	10	2	13	14	0	0
2011	Richmond	4-10	4.47	25	19	0	0	1	116.2	124	61	58	14	5	39	92	12	1
	Fresno	0-2	7.07	3	3	0	0	0	14.0	25	15	11	3	1	7	7	0	0
2012	Richmond	3-6	3.11	43	3	0	0	13	84.0	81	36	29	7	2	16	73	4	0
Minor Totals		41-43	3.78	171	96	1	0	16	680.1	703	311	286	61	29	198	481	37	4



C • Johnny MONELL

BATS	THROWS	HEIGHT	WEIGHT
Left	Right	6'0"	210

Opening Day Age	27
Born	March 27, 1986 in Bronx, NY
Resides	Margate, NJ
Last School	Seminole Community College
Acquired	30th round of 2007 First-Year Player Draft

Career: Seventh-year professional has played two consecutive seasons with Double-A Richmond entering 2013 ... Tallied 10+ home runs in each of his last two seasons ... Played in 5 games for Fresno in 2010 as a late-season call-up, going 3-for-15 (.200) with a double and triple.

2012: Spent the entire season for the second consecutive year with Double-A Richmond, hitting .257 (83-for-323) with 27 doubles, 11 home runs, and 50 RBI

- Led the club with a .449 slugging pct. and tied Juan Perez for the most home runs on the club
- Had 2 home runs in a single game twice: 5/12 vs. Bowie and 8/30 vs. Harrisburg
- Threw out 33.8% (23-of-68) of opposing base stealers
- Registered a .312 (39-for-125) batting average after the All-Star break
- Hit .313 (25-for-80) with 5 home runs and 15 RBI in 24 games for Criollos de Caguas in the Puerto Rican Winter League

2011: Was named to the Eastern League mid-season All-Star with Double-A Richmond ... Batted .478 (11-for-23) in the Eastern League playoffs. **2010:** Appeared in big league camp in San Francisco ... Led Class A Advanced San Jose with 19 home runs ... Was named the California League Player of the Week for July 26-Aug. 1. **2009:** Led the South Atlantic League by throwing out 42% of would be base stealers with Class A Augusta ... Played winter ball for Gigantes de Carolina of the Puerto Rican League and hit .242 (8-for-33) in 13 games. **2007:** Spent first professional season with AZL Giants, hitting .240 (18-for-75) with 3 home runs and 19 RBI in 28 games.

Personal: Graduated from Christopher Columbus (Bronx, NY) High School ... Father, Johnny Sr., played professionally in the New York Mets organization, reaching Triple-A Tidewater in 1990.

Year	Club	AVG	G	AB	R	H	2B	3B	HR	RBI	SH	SF	HBP	BB-I	SO	SB-CS	OBP	SLG	E
2007	AZL Giants	.240	28	75	11	18	3	1	3	19	0	1	2	15-0	16	3-4	.376	.427	5
	AZL Giants	.405	11	42	13	17	7	0	1	10	0	0	2	4-0	5	3-0	.479	.643	1
2008	Salem-Keizer	.267	43	161	21	43	17	0	5	25	0	0	4	11-0	36	1-2	.330	.466	3
2009	Augusta	.273	91	293	46	80	21	0	8	44	1	1	5	33-0	45	4-1	.355	.427	7
2010	Fresno	.200	5	15	0	3	1	1	0	1	0	0	0	2-0	4	0-0	.294	.400	0
	San Jose	.273	115	421	66	115	25	4	19	70	0	1	2	48-1	105	12-3	.350	.487	5
2011	Richmond	.249	119	386	46	96	24	1	10	49	1	3	3	48-2	93	0-3	.334	.394	9
2012	Richmond	.257	108	323	39	83	27	1	11	50	0	5	5	41-1	84	2-2	.345	.449	4
Minor Totals		.265	520	1716	242	455	125	8	57	268	2	11	23	202-4	388	25-15	.348	.447	34



INF • Nick NOONAN

BATS	THROWS	HEIGHT	WEIGHT
Left	Right	6'1"	170
Opening Day Age	23		
Born	May 4, 1989		
	in Poway, CA		
Resides	San Diego, CA		
Last School	Francis Parker HS [CA]		
Acquired	32nd overall in 2007		
	First-Year Player Draft		

Career: 23-year-old enters his seventh pro season ... Has spent parts of the last two seasons, including all of 2012, with Fresno ... Holds a career .296 (156-for-527) batting average at the Triple-A level ... Was added to the Giants' 40-man roster in November of 2012.

2012: Spent the entire season with Fresno, playing in a team-high 129 games

- Also led the Grizzlies in hits (145), at-bats (490), runs (65), total bases (204), and errors (24) ... finished second on the team in doubles (26) and runs scored (65).
- Named Offensive Player of the Year for the Grizzlies
- Set a Grizzlies team record for most RBI in a single game when he recorded 8 RBI on 5/20 at Round Rock ... Hit two home runs, including his first career grand slam in Fresno's 11-5 win ... 8 RBI passed the previous mark of 7 last set by John Bowker on August 16, 2009 at Nashville
- Played the majority of his games at shortstop, appearing in 97 games ... also played 13 games at third base and 6 at second base.
- Had a season-high hitting streak of 12 games from 5/4-5/17
- Had a season-high 15-game on-base streak from 6/19-7/5
- Tied a Grizzlies franchise record with five hits on 6/12 at Sacramento (13 inning game)
- Batted .327 (33-for-101) with nine doubles, one triple, six home runs and 18 RBI in July
- Batted .344 with 50 RBI with runners in scoring position.

2011: Split campaign between three different levels within the Giants' farm system, playing for Class A Advanced San Jose, Double-A Richmond, and Fresno ... Began the season on the disabled list with an oblique strain. **2010:** Spent entire year with Double-A Richmond and was placed on the disabled list twice: May 27-June 15 and June 21-July 4, suffering from a right hamstring strain. **2009:** Was tabbed as the fifth-best Giants prospect by Baseball America entering the season and helped San Jose win the California League Championship. **2008:** Helped the GreenJackets win the South Atlantic League Championship after hitting .333. **2007:** Was tabbed as a Baseball America Rookie All-Star and ARL post-season All-Star after hitting .316 (65-for-206) with 3 home runs and 40 RBI in 52 games for the Rookie level Giants.

Personal: Graduated from Francis Parker (San Diego, CA) High School ... Turned down a scholarship to Clemson and was signed to the Giants in the 2007 Draft.

2013 GRIZZLIES

Year	Club	AVG	G	AB	R	H	2B	3B	HR	RBI	SH	SF	HBP	BB-I	SO	SB-CS	OBP	SLG	E
2007	AZL Giants	.316	52	206	33	65	11	4	3	40	3	1	2	12-0	20	18-3	.357	.451	11
2008	Augusta	.279	119	499	79	139	27	7	9	68	2	3	5	23-0	98	29-4	.315	.415	18
2009	San Jose	.259	124	459	82	119	26	8	7	64	9	9	5	48-1	97	9-5	.330	.397	16
2010	Richmond	.237	101	372	43	88	12	2	3	26	6	4	2	22-2	74	7-3	.280	.304	11
2011	Richmond	.212	71	260	28	55	11	0	3	25	2	2	2	33-5	60	2-2	.303	.288	9
	Fresno	.297	13	37	6	11	0	0	1	4	0	0	0	4-0	2	1-0	.366	.378	1
	San Jose	.246	28	122	14	30	6	1	1	16	0	1	0	12-0	18	1-2	.311	.336	7
2012	Fresno	.296	129	490	65	145	26	3	9	62	5	5	1	40-2	84	7-3	.347	.416	24
	Minor Totals	.267	637	2445	350	652	119	25	36	305	27	25	17	194-10	453	74-22	.322	.380	97



INF • Joe PANIK

BATS	THROWS	HEIGHT	WEIGHT
Left	Right	6'1"	190

Opening Day Age	22
Born	October 30, 1990 in Yonkers, NY
Resides	Hopewell Junction, NY
Last School	St. John's University
Acquired	1st round of 2011 First-Year Player Draft

Career: Third-year professional attended the Giants' Spring Training for the second consecutive year in 2013 ... Was the Giants' 1st round selection in the 2011 Draft out of St. John's.


2012: Spent his second professional season with Class A Advanced San Jose, hitting .297 (159-for-535) in 130 games.

- Was named San Jose's Defensive Player of the Year, as he led all California League shortstops with a .972 fielding pct.
- Ranked third in the California League with 159 hits and fifth with 93 runs scored
- Was the hardest batter to fan in the California League with 11.2 plate appearances per strikeout
- Hit .337 (90-for-267) with 5 home runs and 46 RBI in 64 games following the All-Star break after batting .257 (69-for-268) with 2 home runs and 30 RBI in 66 games prior to the break.

2011: Was named short-season Northwest League MVP ... Led the NWL in batting average (.341), runs (49), hits (82), RBI (54), total bases (126), and OBP (.401) ... Led all of NWL shortstops with a .964 fielding percentage ... Was named to Northwest League post-season All-Star team ... Named NWL Player of the Week for Aug. 8-15 ... Following season, he played in the Arizona Fall League and hit .323 (30-for-93) with 2 home runs and 13 RBI ... Was named an AFL Rising Star and was selected to the AFL All-Prospect Team ... Was selected to the Topps Short-Season/Rookie All-Star team.

Personal: Attended St. John's University and in his three seasons there batted .371 (233-for-628) with 48 doubles, 24 home runs, 156 RBI, and 33 stolen bases in 166 games ... Batted .402 (86-for-214) with 59 runs, 19 doubles, 3 triples, 9 home runs, 56 RBI, and 21 stolen bases in 2011 ... Named a third-team All-American, first team All-BIG EAST selection, Golden Spikes Award semi-finalist and third team Academic All-American his junior season ... Is a two-time All-BIG EAST selection and Freshman All-American ... Ended his St. John's career by ranking second on the all-time leaderboard with a .370 career avg., sixth in hits (237), third in RBI (157), fourth in doubles (48), and fifth in home runs (25).

Year	Club	AVG	G	AB	R	H	2B	3B	HR	RBI	SH	SF	HBP	BB-I	SO	SB-CS	OBP	SLG	E
2011	Salem-Keizer	.341	69	270	49	92	10	3	6	54	0	4	2	28-0	25	13-5	.401	.467	12
2012	San Jose	.297	130	535	93	159	27	4	7	76	2	5	5	58-1	54	10-4	.368	.402	17
Minor Totals		.312	199	805	142	251	37	7	13	130	2	9	7	86-1	79	23-9	.379	.424	29



OF • Francisco PEGUERO

BATS	THROWS	HEIGHT	WEIGHT
Right	Right	5'11"	195
Opening Day Age	24		
Born	June 1, 1988		
	in Nigua, DR		
Resides	Nigua, DR		
Last School	N/A		
Acquired	Non-drafted Free Agent,		
	2005		

Career: 24-year-old enters his eighth pro season ... Attended big league Spring Training in 2013 for the fourth time in his career ... Played in Triple-A and the Majors for the first time in 2012 ... Made his big league debut on August 25, 2012.

2012: Spent the majority of the season with Fresno, batting .272 (122-for-449) with 20 doubles, 10 triples, 5 home runs, and 68 RBI in 105 games

- His 10 triples and 68 RBI led the Grizzlies ... Was tied for third in the PCL with 10 triples ... The 10 triples also tied Nate Schierholtz for the second-most ever by a Grizzlies hitter in a single season
- Posted the Grizzlies' longest hitting streak and on-base streak at 22 games between July 29 and August 21 ... Also had a 14-game hitting streak between June 14 and June 29
- Matched a Grizzlies record with 2 triples in a game on May 22 at Albuquerque, becoming the first Grizzlies hitter to achieve the feat since Michael Byas in 2002
- Hit .326 (28-for-86) in 20 games during August, eventually earning his first Major League call-up
- Made his Major League debut on Aug. 25 ... Recorded his first big league hit on Sept. 23 off San Diego LHP Eric Stults ... Went on to play in 17 games for the Giants

2011: Was added to San Jose roster on June 2 after being in Extended Spring Training recovering from knee surgery ... Tied Tim Garland's (1996) San Jose Giants' franchise hitting streak record of 23-consecutive games on June 5. **2010:** set a San Jose franchise record for most triples in a season ... Was one of three outfielders selected to the California League post-season All-Star team ... Finished with a 20-game hitting streak, which was fourth-longest in San Jose history. **2009:** Missed the first three months (April-July) with a hernia contusion. **2008:** Recorded the sixth-highest avg. in the Northwest League, hitting .307 (62-for-202) in 50 games. **2006:** Made his professional debut in the DSL, hitting .275 (50-for-182) with 10 doubles, 3 triples, 4 home runs, and 16 RBI in 56 games.

Personal: Signed by the Giants as non-drafted free agent on August 8, 2005.

Year	Club	AVG	G	AB	R	H	2B	3B	HR	RBI	SH	SF	HBP	BB-I	SO	SB-CS	OBP	SLG	E
2006	DSL Giants	.275	56	182	24	50	10	3	4	16	4	1	3	6-0	37	3-2	.307	.429	1
2007	DSL Giants	.294	69	235	51	69	12	2	1	17	0	4	4	15-1	39	25-5	.341	.374	5
2008	Augusta	.261	50	180	23	47	2	4	2	15	0	1	1	12-0	43	15-1	.309	.350	3
	Salem-Keizer	.307	50	202	33	62	11	4	2	28	2	2	5	9-0	43	10-3	.349	.431	2
2009	Salem-Keizer	.394	17	71	14	28	3	1	0	12	0	1	1	3-0	9	7-0	.421	.465	0
	Augusta	.340	58	238	28	81	12	4	1	34	1	4	4	5-0	39	15-5	.359	.4374	4
2010	San Jose	.329	122	510	78	168	19	16	10	77	2	2	6	18-3	88	40-22	.358	.488	4
2011	San Jose	.324	16	68	12	22	2	0	2	9	1	0	0	7-0	8	4-0	.387	.441	1
	Richmond	.309	71	285	34	88	12	6	5	37	0	5	1	5-0	45	8-1	.318	.446	3
2012	Fresno	.272	105	449	46	122	20	10	5	68	4	5	3	15-1	82	1-0	.297	.394	2
	San Francisco	.188	17	16	6	3	0	0	0	0	0	0	0	0-0	7	3-0	.188	.188	0
Minor Totals		.305	614	2420	343	737	103	50	32	313	14	25	28	95-5	433	128-39	.335	.428	25
Major Totals		.188	17	16	6	3	0	0	0	0	0	0	0	0-0	7	3-0	.188	.188	0



INF • Juan PEREZ

BATS	THROWS	HEIGHT	WEIGHT
Right	Right	5'11"	185

Opening Day Age	26
Born	November 13, 1986 in Santiago, DR
Resides	Bronx, NY
Last School	Western Oklahoma JC
Acquired	13th round of 2008 First-Year Player Draft

Career: 26-year-old enters his fifth professional season since being drafted by the Giants in the 13th round of the 2008 Draft ... Has spent all of the last two seasons with Double-A Richmond ... His .302 batting average from 2012 was a career-high ... Has 17 or more stolen bases in each of his four pro seasons.

2012: Named the Flying Squirrels' Most Valuable Player after hitting .302 (146-for-483) with 26 doubles, 11 home runs, 53 RBI, and 18 stolen bases in 126 games

- Led Richmond with 46 multiple-hit games
- Hit safely in 18-consecutive games from July 25-Aug. 14, the second longest hitting streak in the Eastern League
- Finished 8th in the league batting race (.302) and became the first Flying Squirrel to ever hit over .300 while having enough plate appearances to qualify among league leaders
- His 13 outfield assists ranked as the second most in the circuit
- Led Richmond in total bases (213), while tying Brown for the most extra-base hits (41)
- Tied for the team lead in home runs with Johnny Monell (11)
- Was added to the Giants' 40-man roster in November

2011: Spent entire campaign with Double-A Richmond, batting .256 (117-for-457) with 25 doubles, 10 triples, and 22 stolen bases in 131 games ... Led the Eastern League with 10 triples ... Batted .214 (6-for-28) with a double and 3 RBI in the Eastern League playoffs ... Provided the game-winning hit for the Squirrels in the 11th inning of Game 2 of the Western Division Championship Series ... Played in the Dominican Winter League after the season and ranked second in the league with 10 doubles and 13 stolen bases, while also placing ninth in batting average (.290). **2010:** Hit .298 (164-for-551) and helped lead the San Jose Giants to their second-straight California League Championship ... Recorded the fourth-most triples (10) and fifth-most doubles (37) in the California League ... Was named to the California League mid-season All-Star team and was named MVP of the California-Carolina League All-Star Game played at BB&T Coastal Field in Myrtle Beach, SC after going 2-for-4 with a home run, double and 2 RBI ... Led San Jose in at-bats (551), runs scored (83), doubles (37), total bases (260), and strikeouts (116) ... His 551 at-bats ranked as the fifth-most in the California League and his 37 doubles placed him fifth ... Hit .162 (6-for-37) with 2 extra-base hits in the California League playoffs ... Was named San Jose Giants Player of the Month for May after hitting .355 (44-for-124) with 3 home runs, 18 RBI, and 10 stolen bases. **2009:** Opened his professional career with Class A Augusta, hitting .244 (109-for-447) in 123 games ... Was named to the South Atlantic League post-season All-Star team.

Personal: Attended DeWitt Clinton (Bronx, NY) High School ... Graduated in 2006 and went undrafted ... Played for two seasons (2006, 2007) in the amateur La Caribe Baseball League ... Played for Western Oklahoma Junior College in 2008 ... Had one of the best seasons in JC history, hitting .465 with 37 home runs and 102 RBI ... Scouts and members of the media called him "Mystery Guy" while he was at WOJC because no one had any reports on him.

Year	Club	AVG	G	AB	R	H	2B	3B	HR	RBI	SH	SF	HBP	BB-I	SO	SB-CS	OBP	SLG	E
2009	Augusta	.244	123	447	56	109	29	3	9	54	3	7	4	23-0	101	18-4	.283	.383	19
2010	San Jose	.298	131	551	83	164	37	10	13	63	3	6	5	31-2	116	17-15	.337	.472	5
2011	Richmond	.256	131	457	58	117	25	10	4	40	5	3	4	28-0	95	22-6	.303	.381	9
2012	Richmond	.302	126	483	65	146	26	4	11	53	2	0	6	22-0	85	18-15	.341	.441	5
Minor Totals		.277	511	1938	262	536	117	27	37	210	13	16	19	104-2	397	397-75	.317	.422	28



RHP • Yusmeiro PETIT

BATS	THROWS	HEIGHT	WEIGHT
Right	Right	6'1"	250
Opening Day Age	28		
Born	November 22, 1984		
	in Maracaibo, VZ		
Resides	Maracaibo, VZ		
Last School	N/A		
Acquired	Minor League Free Agent		
	November 28, 2011		

Career: 28-year-old enters his 12th professional season and second with the Giants organization ... Originally signed by New York (NL) as a non-drafted free agent in 2001 ... Has also played in the Miami, Arizona, and Seattle organizations in his career ... Has pitched at the Triple-A level in each season since 2005.

2012: Spent the entire campaign with Fresno, going 7-7 with a 3.46 ERA (64er, 166.2ip) and 153 strikeouts and 36 walks in 28 starts

- His 153 strikeouts paced the Grizzlies and were 4th-most in the PCL
- His 166.2 innings pitched also led the Grizzlies and were 3rd-most in the PCL
- Named PCL Pitcher of the Week for the week of May 21-27 after going 1-0 with a 0.69 ERA (1er, 13.0ip) and 19 strikeouts against 3 walks in 2 starts
- Struck out a season-high 10 in 2 different starts, including in his final start for Fresno on August 31 vs. Tacoma
- Had his contract purchased by the Giants from Fresno on Sept. 7
- Made one appearance for San Francisco on Sept. 23 vs. San Diego, starting in place of Tim Lincecum, as he allowed 2 runs in 4.2 innings

2011: Played for Guerreros de Oaxaca in the Mexican League posting a 1-2 mark with a 4.17 ERA (17er, 36.2ip) in 7 games (6 starts). **2008:** Was a spot starter for the Diamondbacks, going 3-5 with a 4.31 ERA in 19 games (8 starts) ... Started the season in the Major Leagues for the first time in his career and posted a 0-1 mark with a 4.70 ERA (4er, 7.2ip) in 6 relief appearances before being optioned to Triple-A Tucson on April 27 ... Was recalled on June 27 and remained in the Majors for the remainder of the season. **2007:** Was promoted from Triple-A Tucson on April 22, and made his Diamondbacks debut at San Francisco, allowing 2 runs over 7.0 innings in a loss. **2006:** Made his Major League debut with Florida on May 14 at Pittsburgh, recording 2 strikeouts in 1.0 inning of work ... Notched his first Major League hit and RBI on July 5 at Washington. **2005:** Was tabbed by Baseball America as the New York Mets' 2nd-best prospect prior to season ... Named to Eastern League mid-season All-Star team for Double-A Binghamton ... Pitched for the Magallanese in the Venezuelan Winter League. **2004:** Finished second among all minor league pitchers with 200 strikeouts and first in strikeouts per inning (12.92) ... Received the Sterling Organizational Pitcher of the Year Award as top pitcher in the Mets organization ... Selected to the South Atlantic League mid-season All-Star Game

Personal: Graduated from U.E. Andres Bello in Venezuela.

Year	Club	W-L	ERA	G	GS	CG	SHO	SV	IP	H	R	ER	HR	HB	BB	SO	WP	BK
2002	VSL Mets	3-5	2.43	12	11	0	0	0	55.2	53	25	15	1	2	16	62	2	0
2003	Kingsport	3-3	2.32	12	12	0	0	0	62.0	47	19	16	2	4	8	65	1	0
	Brooklyn	1-0	2.19	2	2	0	0	0	12.1	5	3	3	0	1	2	20	0	0
2004	Capital City	9-2	2.39	15	15	0	0	0	83.0	47	29	22	8	4	22	122	4	0
	St. Lucie	2-3	1.22	9	9	1	1	0	44.1	27	9	6	0	3	14	62	0	1
	Binghamton	1-1	4.50	2	2	0	0	0	12.0	10	6	6	0	0	5	16	0	0
2005	Binghamton	9-3	2.91	21	21	2	0	0	117.2	90	41	38	15	2	18	130	0	0
	Norfolk	0-3	9.20	3	3	0	0	0	14.2	24	16	15	5	0	6	14	0	0
2006	Albuquerque	4-6	4.28	17	17	0	0	0	96.2	101	53	46	14	1	20	68	2	0
	Florida	1-1	9.57	15	1	0	0	0	26.1	46	28	28	7	0	9	20	0	0
2007	Tucson	8-4	4.04	17	17	0	0	0	93.2	83	47	42	11	1	38	60	5	1
	Arizona	3-4	4.58	14	10	0	0	0	57.0	58	30	29	12	0	18	40	0	1
2008	Tucson	3-3	4.80	11	11	0	0	0	60.0	64	34	32	7	0	8	67	2	0
	Arizona	3-5	4.31	19	8	0	0	0	56.1	45	29	27	12	1	14	42	3	1
2009	Reno	0-1	6.89	5	5	0	0	0	15.2	21	13	12	4	0	5	13	0	0
	Arizona	3-10	5.82	23	17	0	0	0	89.2	102	62	58	19	0	34	74	3	0
2010	Tacoma	4-2	4.85	24	6	0	0	0	59.1	54	36	32	9	1	16	55	2	0
2011	Oaxaca (MEX)	1-2	4.17	7	6	0	0	0	36.2	33	18	17	3	0	5	28	0	0
2012	Fresno	7-7	3.46	28	28	1	0	0	166.2	178	88	64	14	1	36	153	1	0
	San Francisco	0-0	3.86	1	1	0	0	0	4.2	7	2	2	0	0	4	1	1	0
Minor Totals		54-43	3.52	178	159	4	1	0	893.2	804	419	349	90	20	214	907	21	3
Major Totals		10-20	5.54	72	37	0	0	0	234.0	258	151	144	50	1	79	177	7	2



INF • Brett PILL

BATS **Right** THROWS **Right** HEIGHT **6'4"** WEIGHT **225**

Opening Day Age 28
Born September 9, 1984
in San Dimas, CA
Resides Covina, CA
Last School Cal State Fullerton
Acquired 7th round of 2006
First-Year Player Draft

2013 GRIZZLIES

Career: 28-year-old enters his eighth professional season since being drafted by the Giants in the 7th round of the 2006 Draft ... Has played for Fresno for each of the last three seasons and San Francisco for the last two seasons ... Ranks second on the Grizzlies' all-time career list in doubles (88) and fifth in home runs (52) ... On the Grizzlies' all-time single-season record list, he is first in games played (140, 2010) and second in RBI (107, 2011).

2012: Split time between Fresno and San Francisco, making three separate appearances on the Giants' roster

- Made San Francisco's Opening Day roster for the first time in his career and batted .210 (22-for-105) with 4 home runs and 11 RBI in 48 games
- Made 25 starts for the Giants (18 at first base and 7 in left field)
- On May 8, supplied San Francisco with their only runs by hitting a 2-run home run off Clayton Kershaw in the 2nd inning of the Giants' 2-1 win ... Became just the fourth Giants player to ever homer off Kershaw
- Finished his season with Fresno batting .285 (70-for-246) with 11 home runs and 45 RBI in 60 games
- Hit 2 home runs on July 25 vs. Las Vegas ... Also drove in a season-high 5 runs ... It was his second 2-home run game of the season with Fresno ... The first was on June 23 vs. Tucson.
- Eight of his 11 home runs with Fresno were hit at Chukchansi Park ... 10 home runs were off right-handed pitchers

2011: Made his first career appearance with the big club as he earned a September call-up after hitting .312 (167-for-536) with 36 doubles, 25 home runs, and 107 RBI in 133 games with Fresno ... Was named both Fresno's Offensive Player of the Year as well as its MVP for the second-consecutive season as he ranked second in hits (167) and total bases (284), fourth in RBI (107) and extra-base hits (64) among PCL leaders ... Was the only PCL player to amass 20 or more RBI in each of the first four months of the season: April - 21 RBI, May - 20, June - 21, and July - 27 ... Set a career-high with his 20th home run of the season on July 27 ... Had his contract purchased from Triple-A on Aug. 31, taking the roster spot of Miguel Tejada, who was designated for assignment ... Started 13 of 26 games, all at first base, and went 15-for-50 (.300) with 3 doubles, 2 triples, 2 home runs, and 9 RBI in 15 games for San Francisco ... Made his Major League debut on Sept. 6 at San Diego, starting at first base ... Homered in his first at-bat, becoming just the third Giant to hit a home run in his first plate appearance, joining Will Clark (April 8, 1986 at Houston) and Johnnie Lemaster (Sept. 2, 1975 vs. Los Angeles (NL)) ... Homered in his first 2 Major League games, joining John Bowker (April 12-13, 2008) as the only Giants in franchise history to accomplish that. **2010:** Was named PCL Player of the Week for May 3-9. **2009:** Among Eastern League leaders, he ranked first in RBI, second in total bases (253), third in doubles (37), hits and extra-base hits (57), tied for fourth in home runs, fifth in slugging pct. (.480) and sixth in batting average ... Was named Eastern League Player of the Week on 3 different occasions: June 29-July 6, Aug. 3-9, and Aug. 31-Sept. 8 ... Was named to Eastern League post-season All-Star team. **2007:** Led the South Atlantic League in doubles (47).

Personal: Graduated from Covina (Covina, CA) High School ... Attended Cal State Fullerton ... Was a member of 2004 NCAA Champion Titans.

Year	Club	AVG	G	AB	R	H	2B	3B	HR	RBI	SH	SF	HBP	BB-I	SO	SB-CS	OBP	SLG	E
2006	Salem-Keizer	.220	60	223	37	49	16	0	5	35	0	2	3	22-1	39	3-2	.296	.359	3
2007	Augusta	.269	137	536	72	144	47	1	10	91	1	7	7	38-2	81	4-2	.321	.416	15
2008	San Jose	.266	131	458	73	122	32	0	9	65	0	9	8	33-1	85	5-2	.321	.395	6
2009	Connecticut	.298	139	527	71	157	37	1	19	109	0	9	8	37-7	72	6-3	.348	.480	4
2010	Fresno	.275	140	520	63	143	34	0	16	84	0	9	8	30-2	65	7-2	.319	.433	5
2011	Fresno	.312	133	536	82	167	36	3	25	107	2	9	4	25-1	54	6-6	.341	.530	11
	San Francisco	.300	15	50	7	15	3	2	2	9	0	1	0	2-0	8	0-1	.321	.560	0
2012	Fresno	.285	60	246	35	70	18	1	11	45	0	2	7	13-1	36	0-0	.336	.500	0
	San Francisco	.210	48	105	10	22	3	0	4	11	1	0	2	6-1	19	1-0	.265	.352	2
Minor Totals		.280	800	3046	433	852	220	6	95	536	3	47	45	198-15	432	31-17	.328	.449	44
Major Totals		.239	63	155	17	37	6	2	6	20	1	1	2	8-1	27	1-1	.283	.419	2



RHP • Ramon RAMIREZ

BATS	THROWS	HEIGHT	WEIGHT
Right	Right	5'11"	200
Opening Day Age	31		
Born	August 31, 1981		
	in Santa Domingo, DR		
Resides	Santa Domingo, DR		
Last School	N/A		
Acquired	Minor League Free Agent		
	March 28, 2013		

Career: The 31-year-old enters his 12th professional season ... Last pitched in the San Francisco organization from 2010-11 ... Traded to New York (NL) from San Francisco, along with Andres Torres in exchange for Angel Pagan in December of 2011 ... Has also pitched for the New York (AL), Colorado, Kansas City, Boston, and New York (NL) organizations.

2012: Appeared in 48 games for the New York Mets, going 3-4 with a 4.24 ERA (30er, 63.2ip)

- Left-handed hitters hit .273 (30-for-110) against compared to right-handed hitters posting a .224 (28-for-125) batting average against
- Struggled in his first 5 outings of the season, surrendering 5 earned runs in 6.1 innings pitched (7.11 ERA)
- His 35 walks were his most allowed in a season since 2005 ... Walked 52 across 3 teams in 2005 (Triple-A Columbus, Double-A Trenton, and Double-A Tulsa)
- Made 1 appearance for Triple-A Buffalo on June 22, allowing 3 runs on 4 hits in 0.2 innings pitched

2011: In his first full season with San Francisco, posted a career-best 2.62 ERA ... Averaged 8.7 strikeouts per 9.0 innings ... Finished the season with the 5th-lowest road ERA (1.76) among National League relievers with a minimum of 30.0 innings pitched. **2010:** Made a combined 69 relief appearances for Boston and San Francisco, going a combined 1-3 with a 2.99 ERA and 2 saves ... Pitched in 2 World Series games vs. Texas and 2 NLCS contests vs. Philadelphia. **2009:** Posted a career-high in wins with 7. **2008:** Established career-highs in games, innings pitched, and strikeouts in his only season with Kansas City ... Finished the season as the one of three pitchers in the Majors to pitch at least 70.0 innings and yield 2 or less home runs. **2007:** Began the season on the Colorado Rockies' Opening Day roster. **2006:** Established Rockies franchise records for rookie relievers in strikeouts and ERA ... Made his Major League debut on April 14 vs. Philadelphia, throwing 2.0 shutout innings with 2 strikeouts ... Earned his first career win on April 25 at Philadelphia.

Personal: Signed with Texas Rangers in 1996 at the age of 16 years old as an outfielder, but converted to a pitcher after being cut by the Rangers ... Was out of baseball for four years while he developed his pitching technique ... Signed by Hiroshima Carp (Japan) as a free agent in 2002.

Year	Club	W-L	ERA	G	GS	CG	SHO	SV	IP	H	R	ER	HR	HB	BB	SO	WP	BK
2002	Hiroshima (JPN)	0-0	3.00	2	0	0	0	0	3.0	3	1	1	0	0	2	3	0	0
2003	Tampa	2-8	5.21	14	14	0	0	0	74.1	88	47	43	7	2	20	70	3	1
	Trenton	1-1	1.69	4	3	0	0	0	21.1	18	8	4	3	0	8	21	0	1
	Columbus	0-1	4.50	2	1	0	0	0	6.0	5	5	3	1	0	1	5	0	0
2004	Columbus	0-3	8.50	4	4	0	0	0	18.0	25	19	17	3	0	8	17	1	0
	Trenton	4-6	4.62	18	18	2	0	0	115.0	116	60	59	11	3	32	128	9	3
2005	Columbus	1-3	5.33	6	6	0	0	0	27.0	32	16	16	3	1	9	26	1	0
	Trenton	6-5	3.84	15	15	0	0	0	89.0	79	44	38	10	1	35	82	4	1
	Tulsa	2-1	5.33	9	3	0	0	0	25.1	27	17	15	6	1	8	23	3	0
2006	Colorado Springs	0-0	0.00	1	0	0	0	0	1.0	0	0	0	0	0	0	1	0	0
	Colorado	4-3	3.46	61	0	0	0	0	67.2	58	28	26	5	1	27	61	2	0
2007	Colorado	2-2	8.31	22	0	0	0	0	17.1	21	16	16	2	1	6	15	2	0
	Colorado Springs	4-0	2.28	25	0	0	0	0	27.2	18	10	7	2	0	16	35	1	0
2008	Kansas City	3-2	2.64	71	0	0	0	1	71.2	57	23	21	2	0	31	70	6	1
2009	Boston	7-4	2.84	70	0	0	0	0	69.2	61	26	22	7	4	32	52	2	2
2010	Boston	0-3	4.46	44	0	0	0	2	42.1	39	21	21	6	0	16	31	4	1
	San Francisco	1-0	0.67	25	0	0	0	1	27.0	13	3	2	1	0	11	15	1	1
2011	San Francisco	3-3	2.62	66	0	0	0	4	68.2	54	24	20	3	3	26	66	6	1
2012	Buffalo	0-1	40.50	1	0	0	0	0	0.2	4	3	3	0	0	1	0	0	0
	New York (NL)	3-4	4.24	58	0	0	0	1	63.2	58	33	30	4	0	35	52	4	0
Minor Totals		20-29	4.60	101	65	2	0	0	407.1	417	232	208	46	8	138	408	22	6
Major Totals		23-21	3.32	417	0	0	0	9	428.0	361	174	158	30	9	184	362	27	6



RHP • Sandy ROSARIO

BATS	THROWS	HEIGHT	WEIGHT
Right	Right	6'1"	210
Opening Day Age	27		
Born	August 22, 1985		
	in Salcedo, DR		
Resides	Salcedo, DR		
Last School	N/A		
Acquired	Off Waivers, Chicago (NL)		
	December 21, 2012		

2013 GRIZZLIES

Career: 27-year-old enters his 10th professional season ... Spent his entire career with Miami organization prior to this past offseason in which he changed five different organizations over 3 months ... Acquired by Boston off waivers from Miami on October 17, 2012 before being traded to Oakland in exchange for Graham Godfrey on November 28, 2012 ... Later claimed by Boston from Oakland on waivers on December 10, 2012 ... After being claimed by Chicago (NL) off waivers on December 12, he was claimed by San Francisco off waivers on December 21, 2012.

2012: Began the season with Triple-A New Orleans, going 0-2 with 16 saves in 16 opportunities and a 1.04 ERA (3er, 26.0ip) in 25 games

- Had 2 stints with Miami before going on the 15-day DL with a right quad strain on June 15
- Was recalled for the first time on May 5 and optioned to New Orleans on May 9 without making an appearance
- Earned a promotion again on June 8 and made 4 appearances, allowing 6 runs in 3.0 innings (18.00 ERA)
- Led the PCL in saves at the time of his second promotion, ahead of Oklahoma City's Jose Valdez (13)
- Recalled from MLB Rehab and optioned to New Orleans on August 30 ... made 4 MLB Rehab appearances with Single-A Jupiter prior to season's end, with no record and a 7.36 ERA

2011: Split the season among three different levels, including Double-A Jacksonville, Triple-A New Orleans and Florida ... Led the Southern League in saves with 23 ... Selected to the Southern League mid-season All-Star team. **2010:** Was selected to Major League roster on September 19, and made his Major League debut for the Marlins on September 23 at Milwaukee ... Was touched for 3 runs on 5 hits in 1.0 inning of relief ... Ranked 4th among all Marlins' farmhands with 125 strikeouts.

Personal: Originally signed by the Florida Marlins as a non-drafted free agent on July 2, 2004.

Year	Club	W-L	ERA	G	GS	CG	SHO	SV	IP	H	R	ER	HR	HB	BB	SO	WP	BK
2004	DSL Marlins	3-1	2.89	10	4	0	0	0	37.1	34	15	12	1	2	9	32	5	0
2005	DSL Marlins	6-3	1.03	14	4	1	0	0	43.2	28	8	5	0	4	10	52	6	0
2006	GCL Marlins	3-2	2.25	10	6	0	0	0	40.0	41	20	10	0	0	10	27	3	1
2007	Greensboro	0-1	9.82	2	2	0	0	0	7.1	11	8	8	1	0	2	7	2	0
2008	Greensboro	0-0	13.50	1	1	0	0	0	2.0	3	4	3	0	0	3	4	1	0
2009	Jamestown	4-2	1.70	9	9	0	0	0	42.1	48	12	8	1	5	8	41	1	0
	Greensboro	3-2	5.13	7	7	0	0	0	40.1	57	28	23	4	1	6	36	2	0
2010	Greensboro	7-2	3.60	43	0	0	0	3	90.0	92	47	36	9	3	17	122	4	0
	Jacksonville	1-0	0.00	1	0	0	0	0	2.0	0	0	0	0	0	0	3	0	0
	Florida	0-0	54.00	2	0	0	0	0	1.0	9	6	6	2	0	1	0	0	0
2011	Jacksonville	3-2	4.15	46	0	0	0	23	47.2	52	31	22	4	0	17	46	4	1
	New Orleans	0-1	4.05	7	0	0	0	4	6.2	5	4	3	0	0	5	4	1	0
	Florida	0-0	2.45	4	0	0	0	0	3.2	5	1	1	0	0	2	2	0	0
2012	New Orleans	0-2	1.04	25	0	0	0	16	26.0	20	4	3	0	1	2	24	1	0
	Miami	0-0	18.00	4	0	0	0	0	3.0	8	6	6	0	0	0	2	0	0
	Jupiter	0-0	7.36	4	2	0	0	0	3.2	3	3	3	1	0	2	1	1	0
	Jacksonville	0-0	4.50	2	0	0	0	1	2.0	3	1	1	1	0	1	4	0	0
Minor Totals		30-18	3.15	181	35	1	0	47	391.0	397	185	137	22	16	92	403	31	2
Major Totals		0-0	15.26	10	0	0	0	0	7.2	22	13	13	2	0	3	4	0	0



LHP • Dan RUNZLER

BATS	THROWS	HEIGHT	WEIGHT
Left	Left	6'4"	230

Opening Day Age	28
Born	March 30, 1985 in Santa Monica, CA
Resides	Simi Valley, CA
Last School	UC Riverside
Acquired	9th round of 2007 First-Year Player Draft

Career: 28-year-old enters his seventh professional season since being drafted by the Giants in the ninth round of the 2007 Draft ... Has pitched for Fresno and San Francisco in each season since 2009 ... Logged 89 games in the Majors since 2009 while he has appeared in 54 games (10 starts) with the Grizzlies.

2012: Missed first two months of the season due to injury and played the majority of his games in the minors, appearing in 32 games and going 0-4 with a 6.00 ERA (20er, 30.0ip)

- Missed almost all of Spring Training and did not appear in any Cactus League games after aggravating his latissimus dorsi muscle in a bullpen session during the first week of spring ... Was placed on the 15-day DL on March 26 and began the 2012 campaign in extended Spring Training to build up innings
- Went on a rehabilitation assignment to Class A Advanced San Jose on June 8 and appeared in 3 games before being reinstated from the DL and transferred to Fresno on June 27
- Went 0-2 with a 6.00 ERA (18er, 27.0ip) and 1 save in 29 games with the Grizzlies
- Was called up by the Giants in September and appeared in 6 games, logging 3.2-scoreless innings ...
- Participated in the Arizona Fall League following the regular season

2011: Made San Francisco's Opening Day roster for the second-consecutive season and was one of three left-handers in the bullpen ... Optioned to Fresno on May 28 ... Worked his way into a starting role while at Fresno, going 1-3 with a 4.02 ERA (18er, 40.1ip) as a starter ... Was recalled to San Francisco on Aug. 16 ... Made his first career start on Aug. 21 at Houston, but only lasted 1.2 innings ... Injured his left lat muscle in the Giants' season finale vs. Colorado. **2010:** Missed 47 games with an injury to his left patella, an injury that occurred while taking his first Major League at-bat on July 8 at Milwaukee. **2009:** Combined to go 5-1 with an 0.76 ERA (5er, 59.0ip), 17 saves, and 83 strikeouts against 24 walks in 47 relief appearances at all four of San Francisco's full season minor league affiliates ... Was named by MLB.com as Minor League Reliever of the Year ... Made his Major League debut on Sept. 4 at Milwaukee ... Awarded "Overall Reliever of the Year" by This Year in Minor League Baseball Awards ... Named to South Atlantic League's mid-season All-Star team, but did not participate due to his promotion to San Jose.

Personal: Graduated from Chaminade (West Hills, CA) High School ... Attended UC Riverside ... Acknowledged with a plaque on city of Riverside sport walk on Jan. 30, 2010 ... Wall of Distinction recognizes athletes who have played in Riverside in one of four major sports and have gone on to reach the top level.

Year	Club	W-L	ERA	G	GS	CG	SHO	SV	IP	H	R	ER	HR	HB	BB	SO	WP	BK
2007	AZL Giants	1-2	3.44	15	0	0	0	4	18.1	15	8	7	1	4	6	24	4	0
	Salem-Keizer	0-0	9.00	1	0	0	0	0	1.0	2	1	1	0	0	2	1	0	0
2008	Augusta	0-1	5.47	20	0	0	0	0	24.2	25	18	15	2	2	19	26	3	0
	Salem-Keizer	0-1	2.10	27	0	0	0	0	30.0	19	8	7	1	1	21	43	4	0
2009	Augusta	1-1	0.68	19	0	0	0	11	26.1	8	2	2	0	4	13	45	5	0
	San Jose	1-0	0.84	19	0	0	0	5	21.1	8	3	2	1	0	4	26	0	0
	Connecticut	3-0	0.96	7	0	0	0	1	9.1	5	1	1	1	1	7	11	0	0
	Fresno	0-0	0.00	2	0	0	0	0	2.0	2	0	0	0	0	0	1	0	0
	San Francisco	0-0	1.04	11	0	0	0	0	8.2	6	1	1	1	1	5	11	0	0
2010	San Francisco	3-0	3.03	41	0	0	0	0	32.2	29	12	11	1	1	20	37	2	0
	AZL Giants	0-0	0.00	0	1	1	0	0	2.0	0	0	0	0	0	0	4	0	0
	San Jose	0-0	0.00	1	1	0	0	0	1.0	0	0	0	0	0	0	2	0	0
	Fresno	0-1	3.86	6	0	0	0	0	7.0	8	4	3	0	0	4	5	0	0
2011	San Francisco	1-2	6.26	31	1	0	0	0	27.1	29	21	19	0	0	16	25	1	0
	Fresno	2-3	3.98	17	10	0	0	0	52.0	47	32	23	2	3	32	59	2	0
2012	San Jose	0-2	6.00	3	2	0	0	0	3.0	3	3	2	1	0	1	1	0	0
	Fresno	0-2	6.00	29	0	0	0	1	27.0	36	21	18	2	1	14	33	0	0
	San Francisco	0-0	0.00	6	0	0	0	0	3.2	1	0	0	0	1	3	5	1	0
Minor Totals		8-13	3.24	167	14	0	0	22	225.0	178	101	81	11	16	123	281	18	0
Major Totals		4-2	3.86	89	1	0	0	0	72.1	65	34	31	2	3	44	78	4	0



RHP • Ryan SADOWSKI

BATS	THROWS	HEIGHT	WEIGHT
Right	Right	6'4"	185
Opening Day Age	30		
Born	October 4, 1982		
	in Miami, FL		
Resides	Davie, FL		
Last School	University of Florida		
Acquired	Minor League Free Agent		
	December 14, 2012		

2013 GRIZZLIES

Career: 30-year-old enters his 11th professional season ... Was originally drafted by San Francisco in 12th round of the 2003 Draft ... Signed by San Francisco this past offseason on December 14, 2012 ... Was signed by Houston on December 5, 2009 but never appeared in a game with the organization after signing with Lotte Giants of the Korean League 23 days later on December 28, 2009.


2012: Pitched for the Lotte Giants of the Korean League for the third consecutive year.

- Went 8-8 with a 4.32 ERA (72er, 150.0ip) in 29 games

2010: Signed by the Lotte Giants of the Korean League on December 26, 2009 and went on to make 26 starts (27 appearances) in his first season in Korea. **2009:** Made his Major League debut with the Giants, going 2-4 with a 4.45 ERA (14er, 28.1ip) in 6 starts ... Had his contract purchased from Fresno on June 28, taking the roster spot of INF Rich Aurilia, who was placed on bereavement list due to the passing of his father ... Sadowski replaced Jonathan Sanchez temporarily in the rotation ... Made his Major League debut on June 28 at Milwaukee and earned his first career victory, tossing 6.0-scoreless innings and allowing just 4 hits in San Francisco's 7-0 win ... Became the first Giants starting pitcher to win his big league debut in more than 10 years, since Joe Nathan tossed 7.0-shutout innings to defeat Marlins on April 21, 1999 ... Won his second career game on July 3 vs. Houston ... Tossed 7.0-scoreless frames, surrendering only 3 hits and one walk in San Francisco's 13-0 win ... Began his Major League career with a 16.0-inning scoreless streak which ended on July 8 against Florida ... Was the longest streak by a Giants pitcher to start his big league career since Al Worthington did not allow a run in his first 19.0 innings in 1953 ... Prior to Sadowski, the last Giants pitcher to start his career with 16.0-scoreless innings as a starter was Ron Herbel in 1964. **2008:** Opened the season with Double-A Connecticut, going 1-0 with a 3.27 ERA in 9 relief appearances ... Was promoted to Fresno in late April, and led the Grizzlies in wins, going 8-4 with a 4.80 ERA in 31 appearances (11 starts). **2007:** Returned from injury to make 35 appearances for Double-A Connecticut and went 4-3 with a 3.04 ERA (23er, 68.0ip). **2006:** Missed the entire season having surgery on his right shoulder. **2005:** Established career-highs in starts (23), innings (126.0), and strikeouts (118) for the California League champion San Jose Giants.

Personal: Graduated from Western (Davie, FL) High School ... Attended the University of Florida ... Grew up a Marlins fan and attended several games during the 1994 and 1995 seasons ... Shortly after being drafted by San Francisco, he began to experience headaches and dizziness and it was later discovered that one-sixth of his brain was filled with blood ... Was diagnosed with subdural hematoma and underwent surgery in 2003 ... Wears a custom-designed plastic insert in his hat.

Year	Club	W-L	ERA	G	GS	CG	SHO	SV	IP	H	R	ER	HR	HB	BB	SO	WP	BK
2004	Salem-Keizer	1-2	3.16	15	3	0	0	0	31.1	22	11	11	2	2	22	26	3	0
	Hagerstown	3-9	6.92	26	16	0	0	0	91.0	106	84	70	12	7	45	90	13	0
2005	San Jose	9-6	4.64	24	23	0	0	0	126.0	120	70	65	12	9	42	118	15	0
2006									Injured, Did Not Pitch									
2007	Connecticut	4-3	3.04	35	3	0	0	1	68.0	56	29	23	3	2	27	50	9	0
2008	Connecticut	1-0	3.27	9	0	0	0	0	11.0	13	5	4	0	2	9	9	3	0
	Fresno	8-4	4.80	31	11	0	0	0	80.2	93	47	43	7	7	33	72	10	0
2009	San Jose	1-0	0.00	1	1	0	0	0	6.0	5	1	0	0	0	1	8	0	0
	Fresno	6-3	5.04	18	17	0	0	0	89.1	84	54	50	14	2	43	73	7	0
	San Francisco	2-4	4.45	6	6	0	0	0	28.1	28	15	14	2	1	17	17	2	0
2010	Lotte (KBO)	10-8	3.87	27	26	0	0	0	169.2	153	83	73	17	8	54	120	--	--
2011	Lotte (KBO)	11-8	3.91	25	25	0	0	0	140.1	130	64	61	15	6	52	79	--	--
2012	Lotte (KBO)	8-8	4.32	29	28	1	0	0	150.0	154	75	72	9	6	69	98	16	0
Minor Totals		43-35	4.53	186	100	0	0	1	673.0	652	384	339	67	39	276	566	60	0
KBO Totals		29-24		81	79	1	0	0	460.0	437	222	206	41	20	175	297	--	--
Major Totals		2-4	4.45	6	6	0	0	0	28.1	28	15	14	2	1	17	17	2	0



INF • Skyler STROMSMOE

BATS	THROWS	HEIGHT	WEIGHT
Switch	Right	5'10"	175
Opening Day Age	29		
Born	March 30, 1984		
	in Bow Island, Alberta, CN		
Resides	Dallas, TX		
Last School	Southern Arkansas		
Acquired	Non-drafted Free Agent, 2007		

Career: 29-year-old enters his seventh professional season ... Has played every position except catcher in his career ... Played for Canada in the 2011 Pan Am Games, held in Central America, and helped the Canadian National Team capture its first major international senior baseball tournament and first medal since winning a bronze in Winnipeg in 1999 ... Had 2 hits in the 2-1 victory over the United States in the gold medal game.

2012: Broke Spring Training with Fresno, going on to play in 72 games for the Grizzlies and batting .249 (57-for-229) with 14 doubles, 3 home runs, and 17 RBI

- Second on the Grizzlies in stolen bases with 13 (16 attempts) ... Trained Charlie Culberson's 14 for the team-lead
- Logged games at first base, second base, shortstop, third base, and each outfield position with Fresno
- Hit .338 (22-for-65) against left-handed pitchers with the Grizzlies, compared to .213 (35-for-164) against right-handed pitchers
- Struggled after the All-Star break, hitting .195 (8-for-41) with one extra-base hit
- Transferred to Class A Advanced San Jose in early August ... Played in 22 games for San Jose to close out the season

2011: Batted .329 (27-for-82) with 13 RBI over 29 games during the month of August ... Appeared in 4 games as a pitcher for Double-A Richmond ... Did not allow a run in 3 of the 4 appearances ... Did not appear in his first game until April 29. **2009:** While spending most of the season with Class A Advanced San Jose, he did appear in 3 games with Fresno to close out the season ... Went hitless in each pinch-hit at-bat for the Grizzlies from Sept. 5-7 at Reno. **2007:** Made his pro debut on June 27 with AZL Giants ... Hit his first pro home run on August 7 ... Batted .379 (11-for-29) in the month of August with 2 home runs and 9 RBI in 12 games.

Personal: Attended Southern Arkansas University (Division II) from 2005-07 ... Holds the school record for stolen bases in a single season with 52 in 55 attempts in 2007 ... Helped the Muleriders to a 40-18 record in 2006, as the team won the Gulf South Conference Championship and reached the semifinals of the NCAA South Central Regional ... Was twice named First Team All-Conference with SAU.

2013 GRIZZLIES

Year	Club	AVG	G	AB	R	H	2B	3B	HR	RBI	SH	SF	HBP	BB-I	SO	SB-CS	OBP	SLG	E
2007	AZL Giants	.290	28	62	16	18	3	0	2	11	1	0	4	11-0	9	7-1	.429	.435	1
2008	Augusta	.200	19	55	6	11	0	0	0	0	0	0	1	10-0	9	2-1	.333	.200	3
	Salem-Keizer	.250	12	44	6	11	0	0	0	0	1	0	1	5-0	6	3-1	.340	.250	1
2009	Salem-Keizer	.222	2	9	2	2	0	0	0	1	0	0	0	0-0	0	0-0	.222	.222	0
	San Jose	.267	44	101	17	27	7	1	2	15	3	2	3	10-0	19	1-0	.345	.416	5
	Fresno	.000	3	3	0	0	0	0	0	0	0	0	0	0-0	2	0-0	.000	.000	0
2010	Richmond	.239	47	142	11	34	3	1	2	7	5	1	2	7-0	34	6-0	.283	.317	2
	Augusta	.195	25	87	18	17	5	1	0	12	1	5	4	13-0	16	6-1	.312	.276	1
2011	Richmond	.277	83	195	30	54	6	1	2	20	4	5	2	28-2	39	3-6	.365	.349	5
2012	Fresno	.249	72	229	27	57	14	1	3	17	8	0	8	29-0	46	13-3	.353	.358	12
	San Jose	.267	22	75	7	20	3	1	0	8	2	1	1	15-0	16	1-1	.391	.333	4
Minor Totals		.250	357	1002	140	251	41	6	11	91	25	14	26	128-2	196	42-14	.346	.336	34



LHP • Eric SURKAMP

BATS	THROWS	HEIGHT	WEIGHT
Left	Left	6'5"	215

Opening Day Age	25
Born	July 16, 1987 in Cincinnati, OH
Resides	Cincinnati, OH
Last School	North Carolina State
Acquired	6th round of 2008 First-Year Player Draft

Career: 25-year-old will enter his sixth professional season after missing all of the 2012 campaign due to injury ... Skipped Triple-A thus far in his career, going from Double-A to the Majors in 2011 ... Was named a mid-season and post-season All-Star in each 2010 and 2011.

2012: Missed the entire season due to Tommy John surgery

- Had Tommy John surgery on July 24 ... Dr. James Andrews performed the procedure in Pensacola, FL ... Surkamp had been on the disabled list since the end of Spring Training as he suffered from inflammation in his left elbow ... Was placed on the DL on March 26.

2011: Made his Major League debut in just his fourth professional season with San Francisco ... Spent the majority of the season overpowering hitters in the Eastern League, compiling a 10-4 record with 165 strikeouts and a 2.02 ERA (32er, 142.1ip) in 23 games (22 starts) in his first season at Double-A ... Went 2-2 with a 5.74 ERA (17er, 26.2ip) in six big league starts ... Was named to the Eastern League mid-season and post-season All-Star teams ... Had a great chance of becoming the first Eastern League pitcher in over 30 years to win the pitching equivalent of the Triple Crown as he led the league in strikeouts (165), ERA (2.02), and was tied for third in wins (10) at the time of his recall to the big leagues ... Finished the season leading the Eastern League in ERA, finished second in strikeouts and tied for fifth in wins ... Also led the Eastern League in WHIP (1.08) and ranked second in opponents avg. against (.213) ... Was named Eastern League Pitcher of the Week for May 2-8 after posting a 2-0 record with a 0.73 ERA (1er, 12.1ip) with 20 strikeouts in 2 starts ... Was placed on the DL with a left knee injury from June 14-24 and missed 9 games for Richmond ... Was named Eastern League Pitcher of the Week for the second time July 4-10, posting a 1-0 record with a 2.13 ERA (3er, 12.2ip) with 23 strikeouts in 2 starts ... Had his contract purchased from Double-A Richmond on Aug. 27 and made his Major League debut that night vs. Houston, filling rotation slot of an injured Jonathan Sanchez ... Did not receive a decision in his debut despite tossing 6.0 innings and allowing just one run on 6 hits ... Threw 87 pitches and left game tied at 1-1 ... Earned his first career victory on Sept. 6 at San Diego, tossing 5.0 innings and allowing 3 earned runs on 5 hits in SF's 6-4 win ... Recorded his first career hit and RBI with a two out single in the 2nd inning on Sept. 17 at Colorado off RHP Drew Pomeranz. **2010:** Named to the California League mid-season and post-season All-Star team ... Placed on July 18, 2010 after dislocating his hip attempting to field a ground ball and missed the remainder of the season. **2009:** Led the Giants' farm system and ranked third in the South Atlantic League for the third-most strikeouts in the minors (169) ... Also posted third-most wins (11).

Personal: Graduated from Moeller (Cincinnati, OH) High School ... Attended North Carolina State ... Went 5-2 with a 4.39 ERA and 89 strikeouts in 14 starts in 2008 ... Played for Team USA and Cape Cod League in summer of 2007.

Year	Club	W-L	ERA	G	GS	CG	SHO	SV	IP	H	R	ER	HR	HB	BB	SO	WP	BK
2008	AZL Giants	0-0	2.70	2	0	0	0	0	3.1	3	1	1	0	0	0	7	0	0
	Salem-Keizer	0-2	6.34	5	4	0	0	0	14.0	20	10	10	1	1	5	16	0	0
2009	Augusta	11-5	3.30	23	23	2	0	0	131.0	129	57	48	6	4	39	169	9	0
2010	San Jose	4-2	3.11	17	17	1	1	0	101.1	79	39	35	5	6	22	108	5	0
2011	Richmond	10-4	2.02	23	22	1	0	0	142.1	110	37	32	5	5	44	165	5	1
	San Jose	1-0	0.00	1	1	0	0	0	6.0	4	0	0	0	0	1	5	0	0
2011	San Francisco	2-2	5.74	6	6	0	0	0	26.2	32	18	17	1	2	17	13	0	0
2012									Injured, Did Not Pitch									
Minor Totals		26	2.85	71	67	4	1	0	398.0	345	144	126	17	16	111	470	19	1
Major Totals		2-2	5.74	6	6	0	0	0	26.2	32	18	17	1	2	17	13	0	0



INF • Kensuke TANAKA

BATS **Left** THROWS **Right** HEIGHT **5'9"** WEIGHT **170**

Opening Day Age **31**
 Born **May 20, 1981**
 in **Fukuoka, Japan**
 Resides **Fukuoka, Japan**
 Last School **N/A**
 Acquired **Minor League Free Agent**
January 7, 2013

Career: 31-year-old enters his 14th professional season but first in the United States after the Giants signed him as a minor league free agent on January 7, 2013 ... Is a career .286 (1,052-for-3,674) hitter in 13 seasons in Japan ... Is a four-time winner of Best Nine (2006, 2007, 2010, 2012) ... Has also won the Mitsui Golden Glove award three times as a second baseman (2008, 2009, 2010).

2012: Was voted Best Nine, an honor given to the individual who is perceived as the best overall player at each individual position in both Japanese leagues, at second base

- Appeared in 114 games for Nippon and batted .300 (137-for-457) before suffering a fracture in his left elbow and a ruptured UCL in a game against the Seibu Lions in late August
- Had surgery in early September on his left elbow, which required two months of rehab

2011: Appeared in only 49 games because of a fracture in the talus bone of his left foot, an injury he sustained after sliding into second base during a game in mid-June against the Hiroshima Toyo Carp. **2010:** Was voted Best Nine and won the Mitsui Golden Glove as a second baseman.

Personal: Name is pronounced kin-SU-kay te-nah-kah

2013 GRIZZLIES

Year	Club	AVG	G	AB	R	H	2B	3B	HR	RBI	SH	SF	HBP	BB-I	SO	SB-CS	OBP	SLG	E
2000	Nippon-Ham	.200	5	5	0	1	0	0	0	0	0	0	0	0-0	2	0-0	.200	.200	--
2001	Nippon-Ham	.141	56	99	12	14	1	1	3	9	3	1	0	13-0	28	0-2	.159	.262	--
2002	Nippon-Ham	.253	60	158	18	40	7	4	0	10	9	0	1	13-0	36	3-2	.314	.348	--
2003	Nippon-Ham	.216	52	102	10	22	4	1	1	7	2	0	2	6-0	30	1-1	.268	.206	--
2004	Nippon-Ham	.325	21	40	4	13	3	2	1	7	2	0	1	2-0	7	1-0	.372	.575	--
2005	Nippon-Ham	.208	22	24	2	5	0	0	1	2	0	0	0	2-0	7	1-1	.321	.333	--
2006	Nippon-Ham	.301	125	376	68	113	10	6	7	42	34	4	6	30-0	60	21-7	.358	.415	--
2007	Nippon-Ham	.255	144	526	66	134	24	7	3	31	58	2	9	43-1	107	27-14	.321	.344	--
2008	Nippon-Ham	.297	144	536	89	159	32	9	11	63	26	3	11	62-2	80	21-7	.379	.451	--
2009	Nippon-Ham	.283	144	575	93	163	34	4	3	49	17	4	5	79-4	105	31-11	.373	.372	--
2010	Nippon-Ham	.335	142	576	88	193	24	4	5	54	7	5	2	72-4	66	34-10	.408	.417	10
2011	Nippon-Ham	.290	49	200	25	58	6	1	1	10	2	1	0	17-0	21	8-3	.344	.345	5
2012	Nippon-Ham	.300	114	457	49	137	14	3	3	32	8	3	2	35-2	36	13-9	.350	.363	--
Japan Totals		.286	1078	3674	524	1,052	159	42	39	316	168	23	39	374-13	585	161-67	.356	.384	--



RHP • Mason TOBIN

BATS	THROWS	HEIGHT	WEIGHT
Right	Right	6'3"	210

Opening Day Age	25
Born	July 8, 1987 in Glendive, MT
Resides	Escondido, CA
Last School	Everett Community College
Acquired	Minor League Free Agent January 2, 2013

Career: 25-year-old enters his seventh season as a professional but has missed dealt with several injury issues, including two injuries that cost him two seasons (2010, 2012) ... In his first 6 seasons, Tobin has made 29 appearances ... Originally selected by Los Angeles (AL) in the 16th round of the 2007 Draft ... Although he has appeared in 4 Major League games, Tobin has never pitched above Class A Advanced in his minor league career.

2012: Missed the entire campaign after undergoing a second Tommy John surgery

2011: Made a Major League Opening Day roster for the first time in his career ... Appeared in 4 games with Texas but spent the rest of the season on the disabled list ... Made his Major League debut on April 2 vs. Boston, surrendering a 2-run home run to Jacoby Ellsbury ... Was removed from his appearance on April 19 vs. Los Angeles (AL) and placed on 60-day disabled list on April 20 ... Underwent right elbow ligament reconstruction surgery, which was performed by Dr. James Andrews on June 1 in Birmingham, Alabama.

2010: Did not pitch the entire season as he continued to recover from right elbow surgery ... Acquired by Texas from Chicago (NL) in exchange for cash considerations ... Cubs had selected Tobin from the Triple-A Salt Lake roster of the Los Angeles (AL) with the 8th selection in the first round of that day's Major League Rule 5 Draft. **2009:** Was on the disabled list from April 16 through the end of the season ... Had Tommy John surgery on his right elbow in June. **2008:** Missed most of the season with two disabled list stints ... Was on the DL from May 11-28 with a right triceps strain and June 11-end of season with a right shoulder strain. **2007:** Combined to go 4-1 with a 2.08 ERA (13er, 56.1ip) for the AZL Angels and Orem Owlz ... Had 14 walks against 55 strikeouts in his first professional action ... Tossed 3.1 shutout innings over 3 appearances for Orem in the playoffs, recording 2 saves ... Orem went 4-0 in the postseason en route to the league crown.

Personal: Played at both Western Nevada Community College and Everett (WA) CC after graduating from Kentridge High School in Kent, Wash. ... Was drafted by Atlanta twice previously: 15th round in 2005 and 45th round in 2006 ... Was a draft-and-follow selection both times for the Braves, but was never signed.

Year	Club	W-L	ERA	G	GS	CG	SHO	SV	IP	H	R	ER	HR	HB	BB	SO	WP	BK
2007	AZL Angels	2-0	0.95	8	7	0	0	0	28.1	17	5	3	1	0	7	32	2	0
	Orem	2-1	3.21	6	6	0	0	0	28.0	23	10	10	0	3	7	23	1	0
2008	Cedar Rapids	2-3	3.13	8	8	1	1	0	37.1	29	13	13	2	4	18	18	1	0
2009	Rancho Cucamonga	0-0	0.00	3	0	0	0	1	2.2	2	4	0	0	0	2	2	0	0
2010									-Injured, Did Not Pitch-									
2011	Texas	0-0	6.75	4	0	0	0	0	5.1	5	5	4	1	1	5	0	0	0
2012									-Injured, Did Not Pitch-									
Minor Totals		6-4	2.43	25	21	1	1	1	96.1	71	32	26	3	7	34	75	4	0
Major Totals		0-0	6.75	4	0	0	0	0	5.1	5	5	4	1	1	5	0	0	0



INF • Angel VILLALONA

BATS	THROWS	HEIGHT	WEIGHT
Right	Right	6'3"	255

Opening Day Age	22
Born	August 13, 1990 in La Romana, DR
Resides	La Romana, DR
Last School	N/A
Acquired	Non-drafted Free Agent August 19, 2006

Career: 22-year-old enters his fifth professional season ... Did not play in 2010 and 2011 ... Was added to the Giants' 40-man roster over the winter of 2010 ... Enters 2013 having not played above the Class A Advanced level.

2012: Appeared in 44 games for DSL-Giants, hitting .303 (47-for-155) with 7 home runs and 34 RBI

- Led the club with 77 total bases and a .497 slugging percentage
- Began the season on a tear, hitting at a .407 clip (22-for-54) with 2 home runs in 14 games during the month of June
- Hit safely in his final 11 games, his second double-digit hitting streak of the season
- Hit .273 (9-for-33) with 1 home run and 4 RBI in 15 games for Toros del Este in the Dominican Republic Winter League

2009: Was named to Futures Game as member of the World Team in the All-Star Game festivities ... Was named the Giants Player of the Month with San Jose in May as he batted .309 (34-for-110) with 4 home runs and 18 RBI in 28 games. **2008:** Represented the Giants in the Futures Game as a member of the World Team in the All-Star Game festivities at Yankee Stadium.

Personal: Signed by the Giants as a 16-year-old as a non-drafted free agent on August 19, 2006.

2013 GRIZZLIES

Year	Club	AVG	G	AB	R	H	2B	3B	HR	RBI	SH	SF	HBP	BB-I	SO	SB-CS	OBP	SLG	E
2007	AZL Giants	.285	52	200	40	57	12	3	5	37	0	4	5	15-0	42	1-1	.344	.450	18
	Salem-Keizer	.167	5	12	1	2	0	0	0	1	0	0	1	0-0	2	1-0	.231	.167	0
2008	Augusta	.263	123	464	64	122	29	0	17	64	0	2	16	18-3	118	1-2	.312	.435	15
2009	San Jose	.267	74	292	47	78	11	0	9	42	0	1	8	9-2	73	0-1	.316	.397	9
2010		-Did Not Play-																	
2011		-Did Not Play-																	
2012	DSL Giants	.303	44	155	32	47	9	0	7	34	0	2	13	23-4	40	0-0	.430	.497	4
Minor Totals		.272	298	1123	184	306	61	3	38	178	0	9	43	65-9	275	3-4	.334	.434	46



C • Jackson WILLIAMS

BATS	THROWS	HEIGHT	WEIGHT
Right	Right	5'11"	200

Opening Day Age	26
Born	May 14, 1986 in Tulsa, OK
Resides	Broken Arrow, OK
Last School	University of Oklahoma
Acquired	43rd overall in 2007 First-Year Player Draft

Career: 26-year-old enters seventh pro season, all with the San Francisco organization ... Has played for Fresno in each of the last three seasons, batting .228 (124-for-545) with 25 doubles, 15 home runs, and 67 RBI in 184 games at the Triple-A level ... Is a career .217 (333-for-1533) hitter with 32 home runs and 165 RBI.

2012: Enjoyed career year offensively, batting a career-best .247 (73-for-295) in 86 games with Fresno

- Career-high in home runs with 11 ... Never hit more than 5 home runs in a single season prior to 2012 ... The 11 home runs were the most by a Grizzlies catcher in a single season since Guiseppe Chiaramonte hit 22 HR as a catcher in 2000
- Also posted a career-high in RBI (40), hits (73) and runs scored (34)
- Threw out 29.2% (26-of-89) of opposing base stealers, which was 3rd-best in the PCL among qualifying catchers
- Led the PCL in passed balls with 12
- Batted .364 (20-for-55) with 4 doubles, 4 home runs and 12 RBI over 14 games in June
- Registered his first career 4-hit game on June 12 vs. Sacramento, going 4-for-5 with 2 doubles
- Recorded his first career multi-home run game on June 20 at Sacramento ... Went 2-for-4 with 2 HR and 2 RBI
- Hit 3 home runs and had 8 RBI over 4 games between July 29-August 1 ... Hit a home run in back-to-back games on July 31 (at Colorado Springs) and August 1 (vs. Nashville)


2011: Split season between Fresno and Double-A Richmond, combining to hit .191 (34-for-178) with 4 home runs and 21 RBI in 74 games ... Threw out 36.6% (15-for-41) of base stealers with Fresno. **2010:** Was named Richmond Player of the Month for April after hitting .298 (14-for-47) with six extra-base hits and a .431 OBP ... With Fresno, he threw out 16-for-36 (44.4%) of would-be base stealers. **2008:** Was named by Baseball America as the Giants' 16th-best prospect entering the season.

Personal: Graduated from Broken Arrow (OK) High School ... Attended the University of Oklahoma, where he was a three-year starter, team captain, and earned second-team All-Big 12 honors ... In summers of 2005 and 2006, played for the Yarmouth-Dennis Red Sox and Hyannis Mets, respectively, of Cape Cod League.

Year	Club	AVG	G	AB	R	H	2B	3B	HR	RBI	SH	SF	HBP	BB-I	SO	SB-CS	OBP	SLG	E
2007	Salem-Keizer	.231	42	130	20	30	3	0	5	20	4	4	7	16-0	27	0-0	.338	.369	7
2008	Augusta	.179	47	156	22	28	7	0	2	13	2	1	6	15-0	37	0-0	.275	.263	5
	San Jose	.231	50	156	11	36	5	0	3	16	3	1	3	15-0	40	2-3	.309	.321	11
2009	Connecticut	.223	105	300	33	67	20	0	2	24	6	1	6	35-1	60	1-5	.316	.310	8
2010	Richmond	.192	60	193	17	37	9	1	2	16	6	1	7	29-1	54	0-1	.317	.280	1
	Fresno	.224	42	125	16	28	7	0	3	15	0	2	5	15-1	33	1-1	.327	.352	2
2011	Fresno	.184	56	125	13	23	3	0	1	12	1	2	2	17-1	36	0-2	.288	.232	4
	Richmond	.208	18	53	8	11	2	0	3	9	0	0	1	5-0	9	0-0	.288	.415	0
2012	Fresno	.247	86	295	34	73	15	1	11	40	1	3	2	13-2	62	0-0	.281	.417	3
Minor Totals		.217	506	1533	174	333	71	2	32	165	23	15	39	160-6	358	4-12	.305	.329	41

2012 Review

Nick Noonan led the Grizzlies in hits and games played during the 2012 season



2012 Roster (All Players)

NAME	POS	B	T	HT	WT	BORN	BIRTHPLACE
Arias, Joaquin	INF	R	R	6'2"	170	9/21/1984	Santo Domingo, DR
Blackley, Travis	LHP	L	L	6'3"	205	11/4/1982	Melbourne, Australia
Bond, Brock	INF	S	R	5'11"	185	09/11/1985	St. Louis, MO
Bonser, Boof	RHP	R	R	6'4"	265	10/14/1981	St. Petersburg, FL
Burres, Brian	LHP	L	L	6'1"	175	04/08/1981	Oregon City, OR
Burriss, Emmanuel	INF	S	R	6'0"	205	01/17/1985	Washington, DC
Christian, Justin	OF	R	R	6'1"	195	04/03/1980	Lincoln, NE
Ciriaco, Juan	INF	R	R	6'0"	160	08/15/1983	San Pedro de Macoris, DR
Correa, Hector	RHP	R	R	6'3"	175	03/18/1988	Arecibo, Puerto Rico
Culberson, Charlie	INF	R	R	6'1"	200	04/10/1989	Rome, GA
Dominguez, Chris	OF	R	R	6'5"	235	11/22/1986	Los Angeles, CA
Duran, Rey	C	R	R	6'0"	200	07/31/1989	Santo Domingo, DR
Edlefsen, Steve	RHP	R	R	6'2"	195	06/27/1985	Minneapolis, MN
Gillaspie, Conor	INF	L	R	6'1"	195	07/18/1987	Omaha, NE
Graham, Tyler	OF	R	R	6'0"	185	01/25/1984	Great Falls, MT
Hacker, Eric	RHP	S	R	6'1"	230	03/26/1983	Dallas, TX
Harris, Devin	OF	R	R	6'3"	225	04/23/1988	Gastonia, NC
Hembree, Heath	RHP	R	R	6'4"	210	01/13/1989	Spartanburg, SC
Huff, Aubrey*	INF	L	R	6'4"	225	12/20/1976	Marion, OH
Kieschnick, Roger	OF	L	R	6'3"	220	01/21/1987	Dallas, TX
Kontos, George	RHP	R	R	6'3"	225	06/12/1985	Lincolnwood, IL
Kown, Andrew	RHP	L	R	6'7"	210	10/07/1982	Marietta, GA
LaTorre, Tyler	C	L	R	6'0"	219	04/22/1983	Santa Cruz, CA
Linden, Todd	1B/OF	S	R	6'2"	225	06/30/1980	Edmonds, WA
Lively, Mitch	RHP	R	R	6'5"	240	09/07/1985	Susanville, CA
Lollis, Ryan	OF	L	L	6'2"	185	12/16/1986	Houston, TX
Lormand, Ryan	INF	R	R	6'0"	165	10/30/1985	Lafayette, LA
Loux, Shane	RHP	R	R	6'2"	225	08/31/1979	Rapid City, SD
Machi, Jean	RHP	R	R	6'0"	260	02/01/1982	El Tigre, Venezuela
Mota, Guillermo*	RHP	R	R	6'6"	240	07/25/1973	San Pedro de Macoris, DR
Munter, Scott	RHP	R	R	6'6"	260	03/07/1980	Norfolk, NE
Nady, Xavier	1B/OF	R	R	6'2"	215	11/14/1978	Carmel, CA
Noonan, Nick	INF	L	R	6'1"	170	05/04/1989	Poway, CA
Otero, Dan	RHP	R	R	6'3"	215	02/19/1985	Miami, FL
Page, Jarrad	OF	S	R	6'1"	205	10/19/1984	Oakland, CA
Peguero, Francisco	OF	R	R	5'11"	195	06/01/1988	Nigua, DR
Penny, Brad	RHP	R	R	6'4"	230	05/24/1978	Blackwell, OK
Petit, Yusmeiro	RHP	R	R	6'1"	250	11/22/1984	Maracaibo, Venezuela
Pill, Brett	INF	R	R	6'4"	225	09/09/1984	San Dimas, CA
Rodriguez, Wilmin	LHP	L	L	6'2"	215	05/13/1985	La Romana, DR
Runzler, Dan	LHP	L	L	6'4"	235	03/30/1985	Santa Monica, CA
Sanchez, Hector*	C	S	R	5'11"	225	11/17/1989	Maracay, Venezuela
Sandoval, Pablo*	INF	S	R	5'11"	240	08/11/1986	Puerto Cabello, Venezuela
Sanford, Shawn	RHP	R	R	6'0"	210	08/28/1988	Vorhees, NJ
Sim, Eric	C	R	R	6'2"	215	01/03/1989	Busan, South Korea
Stevenson, Jason	LHP	L	L	6'1"	175	08/08/1981	Redding, CA
Stromsmoe, Skyler	INF/OF	S	R	5'10"	175	03/30/1984	Bow Island, Canada
Tanner, Clayton	LHP	L	L	6'2"	205	12/05/1987	Mona Vale, Australia
Villegas, Ydwin	INF	R	R	5'10"	180	09/01/1990	Valencia, Venezuela
Vogelsong, Ryan*	RHP	R	R	6'4"	215	07/22/1977	Charlotte, NC
Whitaker, Craig	RHP	R	R	6'4"	210	11/19/1984	Lufkin, TX
Whiteside, Eli	C	R	R	6'2"	220	10/22/1979	New Albany, MS
Williams, Jackson	C	R	R	5'11"	200	05/14/1986	Tulsa, OK
Yourkin, Matt	LHP	R	L	6'3"	235	07/04/1981	Napa, CA

*MLB Rehab Appearance

2012 Statistics (All Players)

Batters	AVG	G	AB	R	H	2B	3B	HR	RBI	BB	IBB	SO	SB	CS	OBP	SLG	OPS
Arias, Joaquin	.400	18	70	14	28	5	0	2	17	3	0	11	0	1	.432	.557	.990
Bond, Brock	.332	106	337	59	112	15	2	1	31	48	0	41	3	2	.422	.398	.820
Burriss, Emmanuel	.274	29	106	12	29	7	2	0	3	11	2	12	5	0	.342	.377	.719
Christian, Justin	.343	72	303	58	104	23	3	7	35	28	1	32	12	5	.409	.508	.918
Ciriaco, Juan	.260	56	150	20	39	6	2	5	34	20	0	30	7	2	.351	.427	.777
Culberson, Charlie	.236	91	351	53	83	14	6	10	53	20	0	76	8	2	.283	.396	.679
Dominguez, Chris	.247	43	174	15	43	11	0	3	25	2	0	47	1	2	.264	.362	.626
Gillaspie, Conor	.281	108	413	60	116	18	3	14	49	41	3	54	0	0	.345	.441	.786
Graham, Tyler	.263	5	19	3	5	1	0	0	0	1	0	1	1	0	.300	.316	.616
Harris, Devin	.000	1	1	0	0	0	0	0	0	0	0	1	0	0	.000	.000	.000
Huff, Aubrey	.154	4	13	1	2	0	0	0	1	1	0	1	0	0	.214	.154	.368
Kieschnick, Roger	.306	55	222	49	68	13	4	15	40	24	1	68	0	2	.376	.604	.980
LaTorre, Tyler	.278	42	97	14	27	6	0	2	15	15	1	18	0	0	.381	.402	.783
Linden, Todd	.280	127	425	63	119	27	6	11	66	53	1	99	3	3	.368	.449	.817
Lollis, Ryan	.309	50	175	27	54	9	2	3	21	25	1	26	2	3	.393	.434	.827
Lormand, Ryan	.500	2	2	0	1	0	0	0	0	0	0	0	0	0	.500	.500	1.000
Nady, Xavier	.270	25	89	13	24	5	0	6	18	7	1	20	0	0	.343	.528	.872
Noonan, Nick	.296	129	490	65	145	26	3	9	62	40	2	84	7	3	.347	.416	.763
Page, Jarrad	.000	2	4	0	0	0	0	0	0	1	0	1	1	0	.200	.000	.200
Peguero, Francisco	.272	105	449	46	122	20	10	5	68	15	1	82	1	0	.297	.394	.691
Pill, Brett	.285	60	246	35	70	18	1	11	45	13	1	36	0	0	.336	.500	.836
Sanchez, Hector	.067	4	15	0	1	0	0	0	1	0	0	1	0	0	.067	.067	.133
Sandoval, Pablo	.273	3	11	3	3	1	0	2	2	1	0	0	0	0	.333	.909	1.242
Sim, Eric	.500	2	4	2	2	0	0	0	0	1	0	1	0	0	.600	.500	1.100
Stromsmoe, Skyler	.249	72	229	27	57	14	1	3	17	29	0	46	13	3	.353	.358	.711
Villegas, Ydwin	.143	9	21	3	3	2	0	0	0	0	0	7	0	0	.143	.238	.381
Whiteside, Eli	.224	60	201	27	45	11	1	1	20	17	1	43	0	1	.296	.303	.600
Williams, Jackson	.247	86	295	34	73	15	1	11	40	13	2	62	0	0	.281	.417	.698
Total	.276	144	5051	710	1395	267	48	122	671	435	18	947	64	29	.339	.421	.759

Pitchers	W	L	ERA	G	GS	CG	SV	IP	H	R	ER	HR	BB	SO	WP	DP	WHIP	AVG
Blackley, Travis	3	0	0.39	4	3	0	1	23.1	13	1	1	1	3	19	1	3	0.69	.163
Bonser, Boof	0	3	4.50	11	7	0	0	34.0	38	17	17	4	13	23	3	2	1.50	.288
Burres, Brian	4	6	5.40	19	19	0	0	98.1	107	62	59	13	42	63	3	9	1.52	.279
Edlefsen, Steve	1	3	3.79	35	0	0	0	38.0	33	19	16	3	18	29	1	5	1.34	.228
Hacker, Eric	12	6	4.01	26	25	0	0	150.1	149	70	67	12	43	103	3	17	1.28	.264
Hembree, Heath	1	1	4.74	39	0	0	15	38.0	29	24	20	2	20	36	2	0	1.29	.207
Kontos, George	2	0	1.71	23	0	0	1	31.2	24	9	6	1	7	26	2	1	0.98	.209
Kown, Andrew	6	8	5.60	23	22	1	0	119.0	138	80	74	14	44	66	3	8	1.53	.293
Lively, Mitch	8	4	2.99	47	0	0	0	78.1	65	35	26	5	23	69	4	2	1.12	.220
Loux, Shane	4	1	1.41	23	0	0	0	32.0	23	6	5	0	5	22	1	4	0.88	.209
Machi, Jean	2	1	3.97	53	0	0	15	56.2	67	29	25	7	17	44	0	4	1.48	.288
Mota, Guillermo	0	0	4.26	4	0	0	0	6.1	8	3	3	1	2	3	1	2	1.58	.333
Munter, Scott	4	1	4.99	31	0	0	0	39.2	50	26	22	4	16	30	2	7	1.66	.314
Otero, Dan	5	5	2.90	48	0	0	0	62.0	70	26	20	4	8	45	1	10	1.26	.293
Penny, Brad	1	0	4.82	8	0	0	0	9.1	10	8	5	0	3	3	1	1	1.39	.270
Petit, Yusmeiro	7	7	3.46	28	28	1	0	166.2	178	88	64	14	36	153	3	12	1.28	.271
Rodriguez, Wilmin	5	5	5.92	37	3	0	0	62.1	90	46	41	7	31	34	6	8	1.94	.344
Runzler, Dan	0	2	6.00	29	0	0	1	27.0	36	21	18	2	14	33	0	2	1.85	.333
Sanford, Shawn	0	3	4.74	4	4	0	0	19.0	20	12	10	2	12	10	0	1	1.68	.278
Stevenson, Jason	6	7	6.21	19	17	0	0	91.1	115	67	63	20	35	51	5	6	1.64	.308
Tanner, Clayton	0	2	8.40	12	4	0	0	30.0	50	31	28	3	12	19	2	3	2.07	.370
Vogelsong, Ryan	1	0	1.80	2	2	0	0	10.0	9	2	2	0	4	12	0	2	1.30	.243
Whitaker, Craig	0	0	9.28	18	0	0	0	21.1	19	22	22	2	25	20	1	1	2.06	.235
Yourkin, Matt	2	5	9.25	17	10	0	0	48.2	74	53	50	16	16	36	2	1	1.85	.347
Total	74	70	4.60	144	144	2	33	1293.1	1415	757	661	137	449	949	47	111	1.44	.279

2012 Day-By-Day

DATE	OPPONENT	D/N	W/L	SCORE	RECORD	Pos.	GB	WP	LP	SV	TIME	Att.
4/5	@TUC	N	W	3-0	1-0	T-1st	---	LOUX (1-0)	Wieland (0-1)	HEMBREE (1)	2:46	5,681
4/6	@TUC	N	L	3-4	1-1	T-1st	---	Spence (1-0)	YOURKIN (0-1)	Boxberger (1)	2:39	3,036
4/7	@TUC	N	W	11-4	2-1	T-1st	---	HACKER (1-0)	Geer (0-1)		2:55	3,599
4/8	@TUC	D	W	4-1	3-1	T-1st	---	KOWN (1-0)	Reyes (0-1)	BLACKLEY (1)	2:38	2,045
4/9	@LV	N	W	9-3	4-1	T-1st	---	PETIT (1-0)	Richmond (0-1)		2:40	2,806
4/10	@LV	N	W	10-5	5-1	T-1st	---	VOGELSONG (1-0)	Pino (0-1)		3:01	1,955
4/11	@LV	N	L	4-14	5-2	2nd	-1.0	Chavez (1-0)	BURRES (0-1)		2:45	1,656
4/12	@LV	N	W	8-5	6-2	T-1st	---	HACKER (2-0)	Murphy (0-2)	HEMBREE (2)	3:06	4,286
4/13	TAC	N	W	6-1	7-2	1st	+1.0	KOWN (2-0)	Snow (0-2)		2:36	6,306
4/14	TAC	N	L	1-11	7-3	T-1st	---	Vasquez (2-0)	PETIT (1-1)		3:20	8,008
4/15	TAC	D	W	7-1	8-3	T-1st	---	BLACKLEY (1-0)	Fox (0-3)		2:47	10,063
4/16	TAC	N	W	3-2	9-3	T-1st	---	HEMBREE (1-0)	Ruffin (0-2)		2:29	3,153
4/17	REN	N	W	4-2	10-3	T-1st	---	HACKER (3-0)	Martinez (0-1)		2:32	3,515
4/18	REN	D	L	6-7 (11)	10-4	T-1st	---	Albaladejo (1-1)	LOUX (1-1)		4:06	3,965
4/19	REN	N	W	10-8	11-4	1st	+1.0	RODRIGUEZ (1-0)	Woodall (0-1)		2:36	5,775
4/20	REN	N	W	5-2	12-4	1st	+1.0	BLACKLEY (2-0)	DeMark (0-1)		2:54	13,121
4/21	@TAC	N	W	12-0	13-4	1st	+1.0	BURRES (1-1)	Marquez (1-1)		3:10	5,846
4/22	@TAC	D	W	10-3	14-4	1st	+1.0	HACKER (4-0)	Robles (0-2)		2:54	5,087
4/23	@TAC	N	L	5-6	14-5	1st	+1.0	Perez (2-0)	RODRIGUEZ (1-1)		3:36	3,273
4/24	@TAC	N	W	11-5	15-5	1st	+1.0	YOURKIN (1-1)	Vasquez (3-1)		3:20	3,303
4/26	CSP	N	W	3-0	16-5	1st	+1.0	BLACKLEY (3-0)	White (1-2)	HEMBREE (3)	2:25	3,774
4/27	CSP	N	L	0-6	16-6	1st	+1.0	Gonzalez (1-0)	BURRES (1-2)		2:51	6,736
4/28	CSP	N	W	3-1	17-6	1st	+2.0	KOWN (3-0)	Torres (2-1)	HEMBREE (4)	2:19	7,600
4/29	CSP	D	W	4-3	18-6	1st	+2.0	LOUX (2-1)	Gonzalez (1-1)	HEMBREE (5)	2:41	10,137
4/30	SL	N	W	9-5	19-6	1st	+3.0	LIVELY (1-0)	Bell (1-3)		2:43	3,458
April Record: 19-6 (Home: 10-3; Road: 9-3)												
5/1	SL	N	W	9-7	20-6	1st	+3.0	MACHI (1-0)	Johnson (0-2)	HEMBREE (6)	3:03	3,147
5/2	SL	D	W	5-4	21-6	1st	+3.0	HACKER (5-0)	Shoemaker (1-2)	HEMBREE (7)	2:49	3,376
5/3	SL	N	L	3-5	21-7	1st	+2.0	Pauley (2-0)	KOWN (3-1)	Casaveah (1)	2:53	5,375
5/4	@CSP	N	W	7-6	22-7	1st	+2.0	OTERO (1-0)	Pauley (1-1)		2:54	8,592
5/5	@CSP	D	W	7-4	23-7	1st	+3.0	KONTOS (1-0)	Scahill (3-3)	HEMBREE (8)	3:14	3,499
5/6	@CSP	D	L	5-6	23-8	1st	+2.5	Ekstrom (1-0)	OTERO (1-1)		3:31	3,676
5/7	@CSP	D						* POSTPONED, MADE UP ON 7/29 *				
5/8	IOW	N	L	2-13	23-9	1st	+1.5	Rusin (3-2)	HACKER (5-1)		3:07	3,305
5/9	IOW	N	W	8-7	24-9	1st	+1.5	LOUX (3-1)	Maine (2-1)		3:17	3,101
5/10	IOW	N	L	1-10	24-10	1st	+0.5	Wells (2-1)	PETIT (1-2)		2:48	5,606
5/11	IOW	N	L	5-6	24-11	1st	+0.5	Wood (2-3)	YOURKIN (1-2)	Parker (4)	3:05	14,023
5/12	OMA	N	L	1-10	24-12	2nd	-0.5	Teaford (2-0)	BURRES (1-3)		2:57	9,388
5/13	OMA	D	W	7-1	25-12	1st	+0.5	HACKER (6-1)	Coleman (0-1)		2:44	3,853
5/14	OMA	N	L	5-8	25-13	1st	+0.5	Hottovy (2-0)	HEMBREE (1-1)	Jeffress (1)	2:45	4,511
5/15	OMA	D	W	6-4	26-13	1st	+0.5	OTERO (2-1)	Hardy (0-1)	MACHI (1)	2:36	7,185
5/17	@RR	N	W	10-5	27-13	1st	+0.5	MUNTER (1-0)	Hamburger (0-1)		2:53	8,351
5/18	@RR	N	W	5-2	28-13	1st	+1.5	BURRES (2-3)	Jackson (1-4)	MACHI (2)	3:03	9,469
5/19	@RR	N	W	10-4	29-13	1st	+1.5	HACKER (7-1)	Ramirez (4-4)	KONTOS (1)	3:03	10,364
5/20	@RR	D	W	11-5	30-13	1st	+1.5	KOWN (4-1)	Perez (3-4)		3:19	8,641
5/21	@ALB	N	L	2-3	30-14	1st	+1.5	Ledezma (3-2)	MACHI (1-1)		2:24	3,659
5/22	@ALB	N	L	7-8	30-15	1st	+1.5	St. Clair (2-0)	MUNTER (1-1)	Wall (10)	3:12	7,302
5/23	@ALB	N	W	10-7	31-15	1st	+1.5	BURRES (3-3)	Nieve (1-2)		2:58	4,320
5/24	@ALB	N	W	12-5	32-15	1st	+2.5	HACKER (8-1)	Savage (7-1)		3:07	4,936
5/25	CSP	N	L	1-5	32-16	1st	+2.5	Gonzalez (3-2)	SANFORD (0-1)	Brothers (1)	2:46	10,360
5/26	CSP	N	W	1-0	33-16	1st	+2.5	PETIT (2-2)	Scahill (3-5)	MACHI (3)	2:47	5,118
5/27	CSP	D	W	8-3	34-16	1st	+2.5	STEVENSON (1-0)	De La Rosa (0-1)		2:43	4,607
5/28	CSP	N	W	10-8	35-16	1st	+3.5	BURRES (4-3)	Chatwood (0-2)	MACHI (4)	2:56	4,737
5/29	@SAC	N	L	2-4	35-17	1st	+2.5	Scribner (2-0)	OTERO (2-2)		2:52	8,729
5/30	@SAC	D	L	1-3	35-18	1st	+1.5	Banwart (4-2)	SANFORD (0-2)	Scribner (5)	2:41	10,230
5/31	@SAC	N	W	2-1	36-18	1st	+2.5	KONTOS (2-0)	De Los Santos (1-2)		2:31	9,431
May Record: 17-12 (Home: 8-7; Road: 9-5)												
6/1	@SAC	N	L	7-10	36-19	1st	+1.5	Castro (3-5)	LIVELY (1-1)	Scribner (6)	3:38	10,501
6/2	SL	N	L	1-7	36-20	1st	+1.5	Smith (1-3)	BURRES (4-4)	White (1)	2:43	6,333
6/3	SL	D	W	3-2	37-20	1st	+1.5	HACKER (9-1)	Shoemaker (4-5)	Machi (5)	2:38	6,570
6/4	SL	N	L	0-9	37-21	1st	+0.5	McKiernan (1-1)	SANFORD (0-3)		2:36	3,214
6/5	SL	N	W	5-2	38-21	1st	+0.5	PETIT (3-2)	Hurley (5-5)		2:38	5,034
6/7	LAS	N	L	6-9	38-22	T-1st	---	Laffey (3-5)	STEVENSON (1-1)	Gil (1)	3:08	8,875
6/8	LAS	N	W	5-4	39-22	1st	+0.5	OTERO (3-2)	Crawford (1-1)	HEMBREE (9)	2:43	7,690
6/9	LAS	N	L	2-4	39-23	2nd	-0.5	Carpenter (4-1)	HACKER (9-2)	Gil (2)	2:55	6,577
6/10	LAS	D	L	7-8	39-24	2nd	-1.5	Murphy (2-2)	YOURKIN (1-3)	Gil (3)	3:11	8,008
6/11	SAC	N	W	3-2	40-24	2nd	-0.5	LIVELY (2-1)	Farquhar (0-1)	HEMBREE (10)	2:52	4,910
6/12	SAC	N	W	8-7 (13)	41-24	1st	+0.5	RODRIGUEZ (2-1)	Castro (3-7)		4:29	4,710
6/13	SAC	N	L	1-6	41-25	2nd	-0.5	Griffin (2-2)	BURRES (4-5)		2:11	6,294
6/14	@SL	N	W	8-5	42-25	1st	+0.5	HACKER (10-2)	Shoemaker (5-6)	MACHI (6)	3:17	8,739
6/15	@SL	N	W	8-5	43-25	1st	+0.5	RODRIGUEZ (3-1)	McKiernan (2-2)	HEMBREE (11)	3:02	7,610
6/16	@SL	N	W	2-1	44-25	1st	+1.5	LIVELY (3-1)	Jepsen (2-2)	MACHI (7)	2:59	14,763
6/17	@SL	D	W	4-2	45-25	1st	+2.5	MUNTER (2-1)	White (0-1)	HEMBREE (12)	2:46	6,038
6/19	@SAC	N	L	2-5	45-26	1st	+1.5	Griffin (3-2)	LIVELY (3-2)	Scribner (7)	2:44	7,279
6/20	@SAC	D	L	7-10	45-27	1st	+0.5	Godfrey (7-0)	HACKER (10-3)	Scribner (8)	3:13	7,094

2012 Day-By-Day

DATE	OPPONENT	D/N	W/L	SCORE	RECORD	Pos.	GB	WP	LP	SV	TIME	ATT.
6/21	@SAC	N	L	0-6	45-28	2nd	-0.5	Straily (1-0)	YOURKIN (1-4)		2:49	8,521
6/22	@SAC	N	L	1-2 (12)	45-29	2nd	-1.5	Farquhar (1-2)	OTERO (3-3)		3:56	12,022
6/23	TUC	N	W	4-3	46-29	2nd	-0.5	STEVENSON (2-1)	Bay (1-4)	HEMBREE (13)	2:24	9,825
6/24	TUC	D	L	5-7	46-30	2nd	-1.5	Mikolas (1-0)	EDLEFSEN (0-1)	Hamren (2)	3:04	4,734
6/25	TUC	N	L	6-9	46-31	2nd	-2.5	Kunz (2-0)	LIVELY (3-3)	Hamren (3)	2:59	6,549
6/26	TUC	N	L	8-9	46-32	2nd	-2.5	Wagner (2-1)	EDLEFSEN (0-2)	Burns	3:30	6,419
6/27	@REN	N	L	3-6	46-33	2nd	-2.5	Brewer (4-5)	PETIT (3-3)	Lewis (2)	2:52	5,795
6/28	@REN	N	W	11-8	47-33	2nd	-1.5	LIVELY (4-3)	Enright (6-5)		3:28	6,103
6/29	@REN	N	L	3-11	47-34	2nd	-2.5	Kroenke (5-1)	KOWN (4-2)		2:50	9,420
6/30	@TAC	N	L	1-9	47-35	T-2nd	-3.5	Carraway (3-3)	HACKER (10-4)		2:43	4,723
June Record: 11-17 (Home: 6-9; Road: 5-8)												
7/1	@TAC	D	W	12-3	48-35	2nd	-3.5	YOURKIN (2-4)	Garrison (0-1)		2:47	4,971
7/2	@TAC	N	L	3-4 (12)	48-36	2nd	-3.5	LaFromboise (2-0)	RODRIGUEZ (3-2)		3:58	2,893
7/3	@TAC	N	L	2-8	48-37	2nd	-3.5	Hultzen (1-1)	STEVENSON (2-2)		3:03	7,273
7/4	SAC	N	L	4-18	48-38	2nd	-4.5	Ross (3-1)	KOWN (4-3)		3:06	13,839
7/5	SAC	N	W	9-8 (10)	49-38	2nd	-3.5	MUNTER (3-1)	Figueroa (0-1)		3:38	5,608
7/6	SAC	N	L	0-12	49-39	2nd	-4.5	Straily (3-1)	YOURKIN (2-5)		2:57	7,573
7/7	SAC	N	L	3-6 (16)	49-40	3rd	-5.5	Leon (2-0)	LIVELY (4-4)		4:59	7,799
7/8	SAC	N	W	8-6	50-40	T-2nd	-4.5	EDLEFSEN (1-2)	Banwart (5-3)	MACHI (8)	2:57	3,313
7/12	@TUC	N	L	5-6	50-41	3rd	-4.5	Hamren (2-1)	OTERO (3-4)		3:00	3,114
7/13	@TUC	N	W	8-5	51-41	3rd	-3.5	PETIT (4-3)	Palmer (5-6)	MACHI (9)	2:54	1,947
7/14	@TUC	N	L	5-9	51-42	3rd	-4.5	Vincent (1-1)	RODRIGUEZ (3-3)	Burns (2)	2:58	3,224
7/15	@TUC	N						* POSTPONED, MADE UP ON 8/19*				
7/16	@LAS	N	L	6-9	51-43	3rd	-6.0	Chavez (8-2)	STEVENSON (2-3)		2:42	2,996
7/17	@LAS	N	L	4-5	51-44	3rd	-7.0	O'Sullivan (9-5)	EDLEFSEN (1-3)		2:19	2,077
7/18	@LAS	N	L	5-11	51-45	3rd	-7.0	Hill (4-0)	KOWN (4-4)		2:29	1,923
7/19	@LAS	N	L	9-10 (10)	51-46	3rd	-8.0	Gil (5-1)	BONSER (0-1)		3:16	4,864
7/20	@SL	N	L	1-4	51-47	3rd	-8.0	Smith (5-7)	HACKER (10-5)	Cassevah (4)	2:50	11,233
7/21	@SL	N	W	6-4	52-47	3rd	-7.0	STEVENSON (3-3)	McKiernan (5-3)	MACHI (10)	3:02	10,883
7/22	@SL	D	W	10-5	53-47	3rd	-6.0	LIVELY (5-4)	Mills (4-5)		3:11	4,135
7/23	@SL	N	L	0-1	53-48	3rd	-7.0	Shoemaker (8-8)	KOWN (4-5)		2:30	6,898
7/24	LAS	N	L	3-4	53-49	3rd	-7.0	Everts (2-1)	RUNZLER (0-1)	Gil (7)	2:52	4,349
7/25	LAS	N	W	12-1	54-49	3rd	-7.0	HACKER (11-5)	Redding (0-5)		2:44	4,626
7/26	LAS	N	W	2-1	55-49	3rd	-7.0	STEVENSON (4-3)	Murphy (5-4)	MACHI (11)	2:41	8,414
7/27	LAS	N	L	5-8	55-50	3rd	-8.0	O'Sullivan (10-5)	TANNER (0-1)	Gil (8)	3:05	10,017
7/28	@CSP	N	L	1-10	55-51	3rd	-9.0	White (3-4)	KOWN (4-6)		2:41	5,693
7/29	@CSP - 1	D	W	4-3 (7)	56-51	3rd	-8.5	PETIT (5-3)	Cabrera (3-1)		1:44	---
7/29	@CSP - 2	N	W	9-1 (7)	57-51	3rd	-7.5	LOUX (4-1)	Brooks (0-2)		1:55	5,966
7/30	@CSP (SUS)	L	4-9	57-52	3rd	-8.0	Schmidt (3-2)	STEVENSON (4-4)		3:24	2,094	
7/31	@CSP	N	W	7-3	58-52	3rd	-7.5	OTERO (4-4)	Riordan (0-1)		2:26	8,049
July Record: 11-17 (Home: 4-5; Road: 7-12)												
8/1	NAS	N	L	5-7 (11)	58-53	3rd	-8.5	Sanchez (2-0)	RODRIGUEZ (3-4)		3:52	3,935
8/2	NAS	N	W	4-3 (11)	59-53	3rd	-8.5	MUNTER (4-1)	Rivas (4-7)		3:51	5,635
8/3	NAS	N	W	10-5	60-53	3rd	-8.5	KOWN (5-6)	Burgos (0-1)		3:05	7,201
8/4	NAS	N	L	1-9	60-54	3rd	-9.5	Vargas (5-1)	PETIT (5-4)		2:44	6,403
8/5	MEM	N	L	2-9	60-55	3rd	-10.5	Miller (7-9)	STEVENSON (4-5)		2:56	4,098
8/6	MEM	N	W	2-1 (10)	61-55	3rd	-9.5	MACHI (2-1)	Marte (0-1)		2:57	6,321
8/7	MEM	N	W	6-4	62-55	3rd	-8.5	HACKER (12-5)	Gast (8-3)	RUNZLER (1)	3:10	4,220
8/8	MEM	N	W	7-6 (11)	63-55	3rd	-8.5	RODRIGUEZ (4-4)	Gaub (0-2)		3:31	5,038
8/10	@NO	N	W	9-2	64-55	3rd	-8.5	PETIT (6-4)	Villanueva (8-7)		3:18	4,989
8/11	@NO	N	L	3-4	64-56	3rd	-9.5	Koehler (12-8)	STEVENSON (4-6)	Link (4)	3:03	6,985
8/12	@NO	N	L	2-4	64-57	3rd	-10.5	Turner (2-0)	BONSER (0-2)	Link (5)	2:54	1,975
8/13	@NO	N	L	1-2	64-58	3rd	-11.5	Poveda (4-1)	HACKER (12-6)	Link (6)	2:46	1,898
8/14	@OKC	N	L	3-4	64-59	3rd	-11.5	Abad (2-0)	KOWN (5-7)	Ambriz (2)	2:59	3,542
8/15	@OKC	N	L	1-7	64-60	3rd	-11.5	Oberholtzer (5-5)	PETIT (6-5)		2:42	3,644
8/16	@OKC	N	W	5-1	65-60	3rd	-11.5	STEVENSON (5-6)	Owens (0-2)		3:07	5,923
8/17	@OKC	N	L	2-3 (12)	65-61	3rd	-11.5	Bass (2-5)	TANNER (0-2)		4:20	8,372
8/18	TUC	N	W	5-3	66-61	3rd	-10.5	LIVELY (6-4)	Bay (2-9)	MACHI (12)	2:37	9,724
8/19	TUC - 1	N	W	5-0 (7)	67-61	3rd	-10.0	KOWN (6-7)	Kunz (2-1)		1:54	---
8/19	TUC - 2	N	L	0-5 (7)	67-62	3rd	-10.0	Spence (10-10)	BURRES (4-6)		2:12	4,981
8/20	TUC	N	L	2-6	67-63	3rd	-11.0	Jackson (2-0)	PETIT (6-6)		2:49	4,691
8/21	TUC	N	L	0-6	67-64	3rd	-12.0	Wells (2-4)	STEVENSON (5-7)		2:36	4,732
8/22	@REN	N	W	5-3	68-64	3rd	-12.0	OTERO (5-4)	Gorgen (1-2)	MACHI (13)	2:42	5,281
8/23	@REN	N	L	2-5	68-65	3rd	-13.0	DeMark (4-5)	RODRIGUEZ (4-5)	Albaladejo (23)	3:07	5,815
8/24	@REN	N	W	2-0	69-65	3rd	-12.0	LIVELY (7-4)	Cabrera (0-1)	MACHI (14)	2:35	7,033
8/25	@REN	N	L	7-8 (10)	69-66	3rd	-12.0	Lewis (5-2)	RUNZLER (0-2)		3:43	7,362
8/26	@REN	D	W	6-3	70-66	3rd	-11.0	PETIT (7-6)	Kroenke (6-5)	HEMBREE (14)	3:03	5,412
8/27	REN	N	L	3-4 (10)	70-67	3rd	-12.0	Lewis (6-2)	OTERO (5-5)	Albaladejo (24)	2:45	4,704
8/28	REN	N	W	4-3 (12)	71-67	3rd	-11.0	RODRIGUEZ (5-5)	Henry (2-1)		3:44	4,490
8/29	REN	N	W	5-4	72-67	3rd	-11.0	PENNY (1-0)	Martinez (10-11)	MACHI (15)	2:55	8,314
8/30	REN	N	L	4-5	72-68	3rd	-12.0	Cabrera (1-1)	KOWN (6-8)	Albaladejo (25)	3:02	11,463
8/31	TAC	N	L	3-19	72-69	3rd	-12.0	Mitchell (3-2)	PETIT (7-7)		3:47	10,331
August Record: 14-17 (Home: 9-9; Road: 5-8)												
9/1	TAC	N	W	4-3 (12)	73-69	3rd	-12.0	STEVENSON (6-7)	Ruffin (0-5)		4:21	10,445
9/2	TAC	N	L	2-10	73-70	3rd	-13.0	Noesi (2-6)	BONSER (0-3)	Moran (2)	3:08	10,083
9/3	TAC	D	W	6-4	74-70	3rd	-12.0	LIVELY (8-4)	Sweeney (6-4)	HEMBREE (15)	2:48	10,288

2012 Transactions

- 4/5 RHP Craig Whitaker placed on Temporary Inactive List
- C Eli Whiteside placed on Temporary Inactive List
- 4/9 C Eli Whiteside reinstated from Temporary Inactive List
- C Tyler LaTorre transferred to Extended Spring Training
- 4/11 OF Tyler Graham placed on DL
- 4/12 INF Brock Bond reinstated from DL
- 4/15 RHP Ryan Vogelsong returned from MLB Rehab
- 4/25 INF Joaquin Arias contract purchased by San Francisco
- 4/26 RHP Dan Otero optioned from San Francisco
- 4/27 RHP Eric Hacker contract purchased by San Francisco
- RHP Hector Correa reinstated from DL; transferred to San Jose
- RHP Craig Whitaker reinstated from Temporarily Inactive List; transferred to Extended Spring Training
- INF Juan Ciriaco transferred from San Jose
- 4/28 RHP Eric Hacker optioned from San Francisco
- RHP Steve Edlefsen recalled by San Francisco
- 5/1 LHP Travis Blackley contract purchased by San Francisco
- OF Tyler Graham reinstated from DL; designated for assignment
- RHP Craig Whitaker transferred from Extended Spring Training
- 5/3 INF Conor Gillaspie recalled by San Francisco
- C Tyler LaTorre transferred from Extended Spring Training
- 5/8 C Eli Whiteside placed on Temporarily Inactive List
- 5/9 C Eric Sim transferred from Augusta
- 5/11 RHP Shane Loux contract purchased by San Francisco
- 5/12 C Eric Sim transferred to Extended Spring Training
- C Eli Whiteside reinstated from Temporarily Inactive List
- 5/13 INF Charlie Culberson recalled by San Francisco
- RHP Scott Munter reinstated from DL
- INF Conor Gillaspie optioned from San Francisco
- 5/21 C Tyler LaTorre transferred to San Jose
- INF Ryan Lormand reinstated from DL
- 5/25 INF Brock Bond placed on DL, retro to 5/22
- LHP Matt Yourkin placed on DL, retro to 5/23
- RHP Andrew Kown placed on Temporarily Inactive List, retro to 5/22
- INF Conor Gillaspie placed on DL, retro to 5/23
- INF Charlie Culberson optioned from San Francisco
- C Tyler LaTorre transferred from San Jose
- RHP Shawn Sanford transferred from San Jose
- 5/26 LHP Jason Stevenson transferred from Richmond
- 5/29 RHP Andrew Kown reinstated from Temporarily Inactive List; transferred to DL, retro to 5/25
- 5/30 OF Roger Kieschnick placed on DL
- INF Conor Gillaspie reinstated from DL
- 5/31 INF Ryan Lormand released
- INF/OF Chris Dominguez transferred from Richmond
- 6/1 INF Juan Ciriaco transferred to Richmond
- INF Brock Bond reinstated from DL
- 6/5 INF Pablo Sandoval added on MLB Rehab
- 6/9 INF Pablo Sandoval returned from MLB Rehab
- RHP George Kontos recalled by San Francisco
- INF/OF Todd Linden placed on Temporarily Inactive List
- INF Brett Pill optioned from San Francisco
- 6/10 LHP Matt Yourkin reinstated from DL
- 6/11 RHP Shawn Sanford transferred to San Jose
- RHP Steve Edlefsen optioned from San Francisco
- 6/12 RHP Craig Whitaker placed on DL
- RHP Brad Penny assigned to Fresno
- 6/14 OF Justin Christian removed from Fresno roster
- OF Todd Linden reinstated from Temporarily Inactive List
- 6/15 OF Justin Christian contract purchased by San Francisco
- 6/19 LHP Dan Runzler added on MLB Rehab from San Jose
- 6/20 LHP Brian Burres placed on DL
- 6/21 RHP Scott Munter placed on DL
- RHP Craig Whitaker reinstated from DL
- 6/24 RHP Andrew Kown reinstated from DL
- 6/27 LHP Dan Runzler returned from MLB Rehab; activated from San Francisco DL; optioned to Fresno
- 6/29 RHP Brad Penny contract purchased by San Francisco
- LHP Dan Runzler reports to Fresno's active roster
- 7/5 RHP Heath Hembree placed on DL
- RHP Scott Munter reinstated from DL
- 7/7 RHP Craig Whitaker placed on DL
- OF Francisco Peguero placed on DL
- INF Conor Gillaspie placed on DL (retro to 7/6)
- LHP Clayton Tanner assigned to Fresno
- OF Devin Harris transferred from San Jose
- INF Ydwin Villegas transferred from San Jose
- 7/10 OF Devin Harris transferred to Augusta
- OF Ryan Lollis transferred from San Jose
- 7/13 LHP Matt Yourkin placed on DL
- RHP Boof Bonser transferred from San Jose
- 7/16 INF Aubrey Huff added on MLB Rehab
- 7/18 C Eli Whiteside recalled by San Francisco
- 7/19 INF Conor Gillaspie reinstated from DL
- 7/21 OF Chris Dominguez placed on DL
- INF Juan Ciriaco transferred from Richmond
- 7/24 RHP Shane Loux added on MLB Rehab
- INF Aubrey Huff returned from MLB Rehab
- 7/26 C Hector Sanchez added on MLB Rehab
- RHP Craig Whitaker reinstated from DL; transferred to San Jose
- 7/27 INF Charlie Culberson traded to Colorado
- 7/28 OF Francisco Peguero reinstated from DL
- 7/31 INF Brett Pill recalled by San Francisco
- 8/2 C Hector Sanchez returned from MLB Rehab assignment
- RHP Shane Loux returned from MLB Rehab assignment
- C Rey Duran reinstated from DL
- C Eli Whiteside optioned from San Francisco, report 8/3
- OF Justin Christian optioned from San Francisco
- INF Emmanuel Burriss cleared waivers, outrighted to Fresno
- 8/3 C Rey Duran transferred to AZL Giants
- INF Ydwin Villegas placed on DL
- C Eli Whiteside reports to Fresno
- OF Justin Christian reports to Fresno
- 8/4 C Tyler LaTorre placed on DL
- INF Emmanuel Burriss reports to Fresno
- 8/5 1B/OF Xavier Nady signed minor league contract
- INF Skyler Stromsmoe transferred to San Jose
- 8/7 RHP Heath Hembree reinstated from DL, transferred to San Jose
- 8/13 INF Brett Pill optioned from San Francisco
- 8/14 RHP Shane Loux added on MLB Rehab
- RHP Dan Otero recalled by San Francisco
- 8/16 RHP Dan Otero optioned from San Francisco
- 8/17 RHP Eric Hacker recalled by San Francisco
- OF Justin Christian recalled by San Francisco
- 8/18 LHP Brian Burres activated from DL
- RHP Guillermo Mota added on MLB Rehab
- 8/19 LHP Clayton Tanner placed on DL (retro: 8/18)
- RHP Heath Hembree transferred from San Jose
- 8/23 OF Francisco Peguero recalled by San Francisco
- C Tyler LaTorre activated from DL
- 8/26 RHP Eric Hacker optioned from San Francisco
- C Eli Whiteside recalled by San Francisco
- 8/28 C Tyler LaTorre placed on Temporarily Inactive List
- C Eric Sim transferred from AZL Giants
- RHP Guillermo Mota returned from MLB Rehab
- 8/29 RHP Brad Penny added on MLB Rehab
- 8/31 RHP Andrew Kown transferred to AZL Giants
- RHP Jean Machi contract purchased by San Francisco
- OF Xavier Nady contract purchased by San Francisco
- INF Brett Pill recalled by San Francisco
- RHP Shane Loux returned from MLB Rehab assignment
- RHP Brad Penny returned from MLB Rehab assignment
- OF Jarrad Page transferred from San Jose
- INF Ydwin Villegas activated from DL
- LHP Clayton Tanner activated from DL
- OF Roger Kieschnick activated from DL
- 9/1 RHP Yusmeiro Petit transferred to AZL Giants
- RHP Craig Whitaker transferred from San Jose

Miscellaneous 2012 Records

	Total	Home	Away		Total	Home	Away
vs. Pacific Conf.	58-54	31-26	27-28	vs. American Conf.	16-16	8-8	8-8
vs. Pac South	18-30	10-15	8-15	vs. Am. South	8-8	---	8-8
vs. Las Vegas	6-10	3-5	3-5	vs. Albuquerque	2-2	---	2-2
vs. Sacramento	5-11	4-4	1-7	vs. New Orleans	1-3	---	1-3
vs. Tucson	7-9	3-6	4-3	vs. Oklahoma City	1-3	---	1-3
				vs. Round Rock	4-0	---	4-0
vs. Pac North	40-24	21-11	19-13				
vs. Col. Springs	11-5	6-2	5-3	vs. Am. North	8-8	8-8	---
vs. Reno	9-7	5-3	4-4	vs. Iowa	1-3	1-3	---
vs. Salt Lake	11-5	5-3	6-2	vs. Memphis	3-1	3-1	---
vs. Tacoma	9-7	5-3	4-4	vs. Nashville	2-2	2-2	---
				vs. Omaha	2-2	2-2	---

	W-L		W-L		W-L
Day	17-7	Scoring 4 Or More	62-25	Trailing After 8 Inn.	3-53
Night	57-63	10 Or More Hits	37-24	Leading After 8 Inn.	62-2
Extra-Innings	7-9	Scoring First	49-27	Tied After 8 Inn.	6-3
Shutouts	6-7	Opp. Scores First	39-17	High Water Mark	45-25
Double Headers	3-1	Trailing After 6 Inn.	7-49	Low Water Mark	70-67
Series W-L-T	15-13-8	Leading After 6 Inn.	59-12	Walk-Off Victories	9
1-Run Games	22-23	Tied After 6 Inn.	8-9	Series Swp/Swpt	2/2
2-Run Games	14-7	Trailing After 7 Inn.	5-53	Series First Game	15-21
3-Run Games	14-12	Leading After 7 Inn.	61-7	Series Last Game	17-19
+3-Run Games	24-28	Tied After 7 Inn.	8-10	Largest Division Lead	+3.5

Team High/Lows

Most Runs, Gm	12	Longest Winning Streak	5 games (Last: 5/15-20)
Most Runs Allowed, Gm	19	Longest Losing Streak	6 games, 7/14-20
Most Runs, Inn.	8 (7th Inn. 4/19 vs. REN)	Most PA (Inn)	12, 4/19 @ REN
Most Runs Allowed, Inn.	10 (7/4 vs. SAC)	Most Opp PA (Inn)	14, 8/31 vs. TAC
Most Hits, Gm	19 (4/21 at TAC)		
Most Hits Allowed, Gm	20 (7/6 vs. SAC)	Shortest Game	1:44, 7/29 @ CSP
Most Hits, Inn.	9 (7th Inn. 4/19 vs. REN)	Shortest Game (9 inn.)	2:11, 6/13 vs. SAC
Most Hits Allowed, Inn.	8 (Last: 9th Inn. 8/31 vs. TAC)	Longest Game	4:59, 7/7 vs. SAC
Most 2Bs	6, (Last: 7/14 @ TUC)	Longest Game (9 inn.)	3:47, 8/31 vs. TAC
Most 2Bs Allowed	8, 5/22 @ ALB		
Most 3Bs	3 (Last: 5/22 @ ALB)	Largest Margin of Victory	12, 4/21 @ TAC
Most 3Bs Allowed	3, 5/12 vs. OMA	Largest Margin of Defeat	16, 8/31 vs. TAC
Most HRs, Gm	4 (7/29 at CSP)	Biggest Comeback Win	5 (Last: 5/9 vs. IOW)
Most HRs Allowed, Gm	5 (7/4 vs. SAC)	Biggest Blown Lead	6, 7/19 @ LV

Single Game Highs

ABs (9 inn.)	6 (Last: Stromsmoe, 7/1 @ TAC)	IP	8.0 IP (Hacker, 7/25 vs. LV)
Hits	5 (Last: Noonan, 6/12 vs. SAC)	Scoreless Streak	16.2 IP (Last: Hacker, 7/25-8/7)
2B	3 (Lollis, 8/2 vs. NAS)	Hits	13 (Last: Stevenson, 8/5 vs. MEM)
3B	2 (Peguero, 5/22 @ ALB)	Runs	9 (Last: Kown, 6/29 @ REN)
HR	2 (Last: Pill, 8/28 vs. REN)	Earned Runs	9 (Last: Kown, 6/29 @ REN)
RBI	8 (Noonan, 5/20 @ RR)	BBs	5 (Last: Stevenson, 7/30 @ CSP)
R	3 (Last: LaTorre, 7/31 @ CSP)	K (start)	10 (Last: Petit, 8/31 vs. TAC)
Hit Streak	22 games (Peguero, 7/29-8/21)	K (relief)	5 (Blackley, 4/8 @ TUC)
On-Base Streak	22 games (Peguero, 7/29-8/21)	DP turned	4 (Last: 7/24 vs. LV)
SB	2 (Stromsmoe, 6/21 @ SAC)	DP against	5 (7/18 @ LV)
BB	3 (Last: LaTorre, 8/25 @ REN)	Errors	5 (8/31 vs. TAC)
K	4 (Last: Linden, 8/24 @ REN)	Stolen Bases	4 (Last: 8/3 vs. NAS)

History and Records

Todd Linden is the Grizzlies' all-time career leader in games, home runs, hits, RBI, doubles, and triples.



Fresno Baseball History

The Fresno Grizzlies have been the Triple-A affiliate of the San Francisco Giants in the Pacific Coast League since 1998, when professional baseball returned to the city after a 10-year absence.

Professional baseball first came to Fresno in 1898 when it had a team in the original California League. The team dropped out of the league after that year, but returned in 1905. In 1906, the Tacoma Tigers of the Pacific Coast League moved to Fresno, playing as the Fresno Raisin Eaters for one season before moving to Sacramento for the 1907 season. In the intervening years before the arrival of the Grizzlies, Fresno fielded teams in the California State League in 1910 and 1913, and in the current California League from 1941 through 1988, including the Fresno Cardinals (1941-1956), Fresno Sun Sox (1957), Fresno Giants (1958-1987), and Fresno Suns (1988).

When the Arizona Diamondbacks expansion franchise was awarded to Phoenix by Major League Baseball with a start date of 1998, the existing Phoenix Firebirds PCL team, at the time the Giants' Triple-A affiliate, was forced to relocate. The owners of the Firebirds moved their team to Tucson and became the Tucson Sidewinders, dropping their affiliation with the Giants in favor of the expansion Diamondbacks.

The owners of the existing Tucson Toros then moved their franchise to Fresno, ending a 92-year hiatus of PCL baseball in Fresno. The transplanted Toros, renamed the Grizzlies, became the Giants' new PCL affiliate.

For the organization's first four seasons, the team played at Pete Beiden Field on the campus of California State University - Fresno. In 2002, the club moved into what was then known as Grizzlies Stadium, and is today known as Chukchansi Park.

HISTORY



1998-2004



2005-2007



2008-Present

Fresno Baseball Year-By-Year

YR	NICKNAME	AFFILIATION	LEAGUE	MANAGER	W	L	PCT	GB	ATT
1898*	Tigers	Independent	California (D)	Russ Walberg	1	3	.250	2	N/A
1899	Tigers	Independent	Pacific State	Russ Walberg	5	14	.311	NA	N/A
1905	Tigers	Independent	California	Nelson	19	16	.543	9.5	N/A
1906	Raisin Eaters	Independent	Pacific Coast	Mike Fisher	64	117	.354	54	N/A
1908	Tigers	Independent	California	Spider Baum	47	31	.603	15.5	N/A
1909	Raisin Growers	Independent	California	W.W. Kelley	66	89	.426	24	N/A
1910	Tigers	Independent	Cal. State	Bill McDonough	32	21	.604	1.5	N/A
1913	Packers	Independent	Cal. State	George Wheeler	73	50	.593	6	N/A
1914	Tigers	Independent	Cal. State	George Wheeler	20	15	.571	-	N/A
1941	Cardinals	St. Louis	California	George Silvey	90	50	.643	-	N/A
1942	Cardinals	St. Louis	California	Lou Scoffice	34	33	.507	9	N/A
1946	Cardinals	St. Louis	California	Ev Johnson/Paul Bowe	58	72	.446	20	59,185
1947	Cardinals	St. Louis	California	Demaree/Harris	58	82	.414	37	79,050
				Baron/Brenzel					
1948	Cardinals	St. Louis	California	Stan Benjamin	85	55	.607	-	127,545
1949	Cardinals	St. Louis	California	Frenchy Uhalt	83	57	.593	2.5	145,946
1950	Cardinals	St. Louis	California	Roland LeBlanc	58	82	.414	27	98,675
1951	Cardinals	St. Louis	California	Larry Barton	61	86	.415	27	97,967
1952	Cardinals	St. Louis	California	Roland LeBlanc	88	52	.629	-	120,524
1953	Cardinals	St. Louis	California	Roland LeBlanc	64	77	.454	29.5	71,313
1954	Cardinals	St. Louis	California	James Hercinger	73	67	.521	15	51,678
1955	Cardinals	St. Louis	California	Roland LeBlanc	104	43	.707	-	65,592
1956	Cardinals	St. Louis	California	Edwards Lyons	91	49	.650	-	62,954
1957	Sun Sox	Independent	California	Roland LeBlanc	52	6	.377	33.5	30,412
1958	Sun Sox	San Francisco	California	Mike McCormick	85	55	.607	-	54,534
1959	Giants	San Francisco	California	Myron McCormick	44	96	.314	41.5	38,556
1960	Giants	San Francisco	California	Buddy Kerr	75	65	.536	14	53,242
1961	Giants	San Francisco	California	Salvador Taormina	68	72	.486	29	34,904
1962	Giants	San Francisco	California	Salvador Taormina	67	72	.482	12.5	34,883
1963	Giants	San Francisco	California	Bill Werle	73	67	.521	14.5	34,192
1964	Giants	San Francisco	California	Bill Werle	86	53	.619	-	34,203
1965	Giants	San Francisco	California	Ed Fitzgerald	70	69	.504	12.5	22,362
1966	Giants	San Francisco	California	Ed Fitzgerald	74	66	.529	13.5	54,630
1967	Giants	San Francisco	California	Dave Garcia	67	72	.482	19.5	35,727
1968	Giants	San Francisco	California	Dave Garcia	79	60	.568	0.5	51,810
1969	Giants	San Francisco	California	Dennis Sommers	72	68	.514	9	58,570
1970	Giants	San Francisco	California	Dennis Sommers	71	68	.511	22	54,872
1971	Giants	San Francisco	California	Dennis Sommers	70	70	.500	13.5	69,599
1972	Giants	San Francisco	California	Frank Funk	74	64	.536	13	61,864
1973	Giants	San Francisco	California	Frank Funk	69	71	.493	8	58,586
1974	Giants	San Francisco	California	John Van Ornum	85	55	.607	-	73,335
1975	Giants	San Francisco	California	John Van Ornum	74	66	.529	12	57,005
1976	Giants	San Francisco	California	Andy Gilbert	77	63	.550	14	62,377
1977	Giants	San Francisco	California	John Van Ornum	83	57	.593	-	65,533
1978	Giants	San Francisco	California	John Van Ornum	59	80	.424	38	67,683
1979	Giants	San Francisco	California	Jack Mull	66	73	.475	22.5	74,985
1980	Giants	San Francisco	California	Jack Mull	74	66	.529	-	85,929
1981	Gaints	San Francisco	California	Wayne Cato	63	77	.450	24	89,666
1982	Giants	San Francisco	California	Jim Maloney	50	90	.357	32	77,286
1983	Giants	San Francisco	California	Wendell Kim	78	62	.557	9	87,174
1984	Giants	San Francisco	California	Wendell Kim	82	58	.586	-	86,711
1985	Giants	San Francisco	California	Wendell Kim	84	62	.575	6	83,551
1986	Giants	San Francisco	California	Tim Blackwell	66	76	.465	21	100,348
1987	Giants	San Francisco	California	R.J. Harrison	80	63	.559	-	107,908
1988	Suns	Independent	California	Dean Treanor	53	89	.373	40	34,734
1998	Grizzlies	San Francisco	Pacific Coast	Jim Davenport	81	62	.566	-	359,076
1999	Grizzlies	San Francisco	Pacific Coast	Ron Roenicke	73	69	.514	0.5	311,804
2000	Grizzlies	San Francisco	Pacific Coast	Shane Turner	57	84	.404	21.5	309,147
2001	Grizzlies	San Francisco	Pacific Coast	Shane Turner	68	71	.489	4.5	292,886
2002	Grizzlies	San Francisco	Pacific Coast	Lenn Sakata	57	87	.396	28	563,079
2003	Grizzlies	San Francisco	Pacific Coast	Fred Stanley	55	88	.385	36.5	522,714
2004	Grizzlies	San Francisco	Pacific Coast	Fred Stanley	62	82	.431	17.5	531,040
2005	Grizzlies	San Francisco	Pacific Coast	Shane Turner	68	76	.472	12	495,791
2006	Grizzlies	San Francisco	Pacific Coast	Shane Turner	61	83	.424	30	499,595
2007	Grizzlies	San Francisco	Pacific Coast	Dan Rohn	77	67	.535	7	520,093
2008	Grizzlies	San Francisco	Pacific Coast	Dan Rohn	67	76	.469	15.5	526,754
2009	Grizzlies	San Francisco	Pacific Coast	Dan Rohn	71	73	.493	15.5	480,627
2010	Grizzlies	San Francisco	Pacific Coast	Steve Decker	75	69	.521	4.0	481,606
2011	Grizzlies	San Francisco	Pacific Coast	Steve Decker	65	79	.451	23.0	494,051
2012	Grizzlies	San Francisco	Pacific Coast	Bob Mariano	74	70	.514	12.0	471,686

Records

Most Wins, Season
81, 1998

Most Losses, Season
88, 2003

Longest Win Streak
11..... 6/5 thru 6/16/98
10..... 5/16 thru 5/26/98
8..... 7/17 thru 7/24/07

Longest Loss Streak
9..... 7/5 thru 7/15/05
8..... 7/2 thru 7/12/07

Largest Margin of Victory
17..... 6/20/05 vs. SL (19-2)

Largest Margin of Defeat
21..... 7/30/00 vs. IOW (23-2)

Most Wins vs. One Club,
Season
12....2x (Last: 1998 vs. TUC)

Most Losses vs. One Club,
Season
13... 2x (Last: 2003 vs. EDM)

Most Players Used, Season
69..... 2011

Most Pitchers Used, Season
34..... 2011

Most Innings, Game
16 innings 4 times
(Last: 7/8/12 vs.
Sac.)

Longest Time, Game
5:10..... May 16, 2000
vs. Salt Lake (W, 10-9,
14 inn)

OFFENSE

Team Season Highs

Highest Batting Average
.294 (1999)

Highest On-Base Percentage
.360 (1999)

Highest Slugging Percentage
.469 (1999)

Most Runs
849 (1999)

Most Hits
1,442 (2007)

Most Doubles
307 (2007)

Most Triples
48 (2012)

Most Home Runs
184 (1998)

Most RBI
784 (1999)

Most Walks
536 (1998)

Most Strikeouts
776 (2003)

Most Stolen Bases
209 (2011)

Least Caught Stealing
29 (2012)

Most Extra-Base Hits
512 (2005)

Most Total Bases
2,341 (2005)

Most Hit By Pitch
87 (2005)

Most GDP
134 (2012)

Most Errors
163 (1999)

Team Season Lows
Lowest Batting Average
.257 (2002)

Lowest On-Base Percentage
.311 (2002)

Lowest Slugging Percentage
.383 (2002)

Fewest Runs
543 (2002)

Fewest Hits
1,222 (2002)

Fewest Doubles
201 (2003)

Fewest Triples
25 (1998)
Fewest Home Runs
90 (2003)

Fewest RBI
504 (2002)

Fewest Walks
338 (2002)

Fewest Strikeouts
1,041 (2001)

Fewest Stolen Bases
64 (2012)

Most Caught Stealing
66 (2011)

Fewest Extra-Base Hits
328 (2003)

Fewest Total Bases
1,820 (2002)

Fewest Hit By Pitch
34 (2000)

Fewest GDP
89 (2001)

Single Game, Individual
Most At-Bats
8 4x
(Last: Fred Lewis, 6/28/07)

Most Hits
5..... 16x
(Last: Nick Noonan, 6/12/12)

Most Runs
5..... 3x
(Last: Jason Ellison, 8/25/06)

Most Doubles
3..... 18x
(Last: Justin Christian, 8/1/11)

Most Triples
2..... 3x
(Last: F. Peguero, 5/22/12)

Most Home Runs
3..... 5x
(Last: Scott McClain, 8/21/07)

Most RBI
8..... Nick Noonan, 5/20/12

Most Walks
5..... Felipe Crespo, 9/3/99

Most Strikeouts
5..... Jed Hansen, 9/2/05

Most Stolen Bases
4..... E. Burriess, 4/8/11

PITCHING

Team Season Best

Lowest ERA
4.00 (2007)

Most Complete Games
7 (1998)

Fewest Earned Runs
574 (2007)

Fewest Runs
649 (2002)

Fewest Hits
1,237 (1999)

Fewest Home Runs
122, 2x (Last: 2007)

Most Strikeouts
1,107 (1999)

Fewest Walks
395 (1998)

Fewest Hit By Pitch
40 (2004)

Fewest Wild Pitches
47 (2012)

Team Season Worst

Highest ERA
5.56 (2000)

Fewest Complete Games
1 (2004)

Most Earned Runs
765 (2000)

Most Runs
887 (2000)

Most Hits
1,476 (2004)

Most Home Runs
195 (1999)

Fewest Strikeouts
810 (2003)

Most Walks
569 (2005)

Most Hit By Pitch
76 (2010)

Most Wild Pitches
97 (1999)

Single Game, Individual
Most Innings Pitched
9.0 19x
(Last: Barry Zito, 6/21/11)

Most Hits
14 2x
(Last: Brian Mazzone, 9/3/04)

Most Earned Runs
12 2x
(Last: Steve Hammond, 6/17/09)

Most Runs
12 2x
(Last: Steve Hammond, 6/17/09)

Most Home Runs
5..... 4x
(Last: Steve Hammond, 6/17/09)

Most Hit By Pitches
4... Sean McMullen (7/18/00)

Most Walks
7..... 13x
(Last: Doug Mathis, 6/6/11)

Most Strikeouts
14.... Tim Lincecum, 4/29/07

Single Season Records: Offense

Games

1. Brett Pill (2010)	140
2. Edgar Gonzalez (2011)	137
3. Michael Byas (2000)	135
4. Juan Melo (2002)	135
5. Cody Ransom (2002)	135
6. Scott McClain (2008)	134
7. Dante Powell (1998)	134
8. Cody Ransom (2001)	134
9. Damon Minor (2000)	133
10. Brett Pill (2011)	133

Batting Average (Min. 300 AB)

1. Brian Dallimore (2003)352
2. Jason Ellison (2004)351
3. Tyler Graham (2010)343
Justin Christian (2012)343
5. John Bowker (2009)342
6. Calvin Murray (1999)334
7. Nate Schierholtz (2007) ..	.333
8. Brock Bond (2012)332
Felipe Crespo (1999)332
10. 2 tied with324

At-Bats

1. Calvin Murray (1999)	548
2. Brett Pill (2011)	536
3. Brett Pill (2010)	520
4. Michael Byas (2000)	516
5. Wilson Delgado (1998)	512
6. Jason Ellison (2004)	505
7. Edgar Gonzalez (2011)	505
8. Pedro Feliz (2000)	503
9. Mike Cervenak (2005)	494
10. Tony Torcato (2002)	490

Home Runs

1. Pedro Feliz (2000)	33
2. Scott McClain (2007)	31
3. Damon Minor (2000)	30
Todd Linden (2005)	30
5. Scott McClain (2008)	29
6. Armando Rios (1998)	26
Jason Canizaro (1999)	26
Antonio Zuniga (2001)	26
9. Brett Pill (2011)	25
10. 2 tied with	24

Hits

1. Calvin Murray (1999)	183
2. Brett Pill (2011)	167
3. Edgar Gonzalez (2011)	159
Jason Ellison (2004)	159
5. Mike Cervenak (2005)	154
6. Ken Woods (1999)	152
7. Pedro Feliz (2000)	150
8. Doug Clark (2005)	149
9. Jesus Guzman (2005)	145
Nick Noonan (2012)	145

RBI

1. Scott McClain (2008)	108
2. Brett Pill (2011)	107
3. Damon Minor (2000)	106
4. Pedro Feliz (2000)	105
5. Armando Rios (1998)	103
Mike Cervenak (2005)	103
7. Scott McClain (2007)	100
8. Felipe Crespo (1999)	84
Brett Pill (2010)	84
10. John Bowker (2009)	83

On-Base Percentage (Min. 300 AB)

1. John Bowker (2009)451
2. Felipe Crespo (1999)447
3. Todd Linden (2005)437
4. Brian Dallimore (2003) ..	.427
5. Brock Bond (2012)422
6. Justin Christian (2012) ..	.409
7. Damon Minor (2004)399
8. Doug Mirabelli (1999)398
9. Brock Bond (2010)397
10. Brian Dallimore (2004) ..	.396

Slugging Percentage (Min. 300 AB)

1. Todd Linden (2005)682
2. Felipe Crespo (1999)616
3. John Bowker (2009)596
4. Nate Schierholtz (2008) ..	.594
5. Brett Harper (2008)577
6. Pedro Feliz (2000)571
7. Jason Canizaro (1999) ..	.560
Nate Schierholtz (2007) ..	.560
9. Damon Minor (2001)554
10. Scott McClain (2008)553

OPS (Min. 300 AB)

1. Todd Linden (2005)	1.119
2. Felipe Crespo (1999)	1.063
3. John Bowker (2009)	1.047
4. Nate Schierholtz (2008) ..	.957
5. Scott McClain (2008)941
6. Damon Minor (2004)937
7. Damon Minor (2001)934
8. Damon Minor (2000)931
Calvin Murray (1999)931
10. Nate Schierholtz (2007) ..	.925

Runs

1. Calvin Murray (1999)	122
2. Felipe Crespo (1999)	98
3. Todd Linden (2004)	93
4. Jason Ellison (2004)	90
5. Wilson Delgado (1998)	87
Scott McClain (2008)	87
7. Armando Rios (1998)	85
Pedro Feliz (2000)	85
Fred Lewis (2006)	85
10. 2 tied with	84

Doubles

1. Ryan Rohlinger (2009)	37
2. Brett Pill (2011)	36
Dave Doster (2004)	36
4. Pedro Feliz (2000)	34
Brett Pill (2010)	34
6. Matt Downs (2009)	33
7. Jason Ellison (2004)	32
Scott McClain (2008)	32
Brett Harper (2008)	32
10. 2 tied with	31

Triples

1. Fred Lewis (2006)	11
2. Nate Schierholtz (2008)	10
3. Francisco Peguero (2012) ..	10
4. Mickey Lopez (2005)	9
5. Ben Copeland (2010)	8
6. Calvin Murray (1999)	7
Jason Ellison (2004)	7
Nate Schierholtz (2007)	7
9. Conor Gillaspie (2011)	6
4 others tied with	6

Total Bases

1. Calvin Murray (1999)	297
2. Pedro Feliz (2000)	287
3. Brett Pill (2011)	284
4. Scott McClain (2008)	264
5. Damon Minor (2000)	259
6. Mike Cervenak (2005)	246
7. Scott McClain (2007)	242
8. Armando Rios (1998)	237
Felipe Crespo (1999)	237
10. 2 tied with	232

Walks

1. Damon Minor (2000)	87
2. Felipe Crespo (1999)	78
Michael Byas (2000)	78
Justin Leone (2007)	78
5. John Bowker (2009)	74
6. Scott McClain (2008)	72
7. Dante Powell (1998)	71
8. Fred Lewis (2006)	68
9. Conor Gillaspie (2011)	66
2 others tied with	66

Strikeouts

1. Cody Ransom (2002)	151
2. Todd Linden (2004)	149
3. Dante Powell (1998)	138
4. Cody Ransom (2001)	137
5. Dante Powell (2001)	122
6. Julio Ramirez (2005)	113
7. Justin Leone (2007)	109
8. Todd Linden (2003)	105
Fred Lewis (2006)	105
10. Scott McClain (2007)	98

Single Season Records: Pitching

Wins

1. Eric Hacker (2010).....	16
2. Bronswell Patrick (1999).....	14
3. Joseph Roa (1998).....	12
Matt Kinney (2007).....	12
Chris Begg (2007).....	12
Eric Hacker (2012).....	12
7. Steve Hammond (2009).....	11
5 others tied with.....	11

Losses

1. Matt Kinney (2009).....	14
2. Luis Estrella (2002).....	13
3. Shane Loux (2011).....	12
Steve Hammond (2009).....	12
Joe Nathan (2002).....	12
6. Bronswell Patrick (1999).....	11
Jerome Williams (2002).....	11
8. Brad Hennessey (2008).....	10
5 others tied with.....	10

Win % (Min. 10 Dec.)

1. Ryan Jensen (2001).....	.846
2. Chris Brock (1998).....	.786
3. Steve Soderstrom (1998).....	.733
4. Luis Estrella (2001).....	.727
5. Chris Begg (2007).....	.706
6. Chad Zerbe (2000).....	.700
7. Eric Hacker (2012).....	.667
Eric Hacker (2010).....	.667
Ryan Sadowski (2008).....	.667
10. Lee Gardner (2004).....	.636

Saves

1. Jeff Darwin (1998).....	24
Manny Aybar (2002).....	24
3. Marc Kroon (2011).....	20
4. Geno Espineli (2009).....	19
5. Cory Bailey (1999).....	18
6. Manny Aybar (2003).....	17
7. Heath Hembree (2012).....	15
Jean Machi (2012).....	15
9. Jack Taschner (2006).....	14
10. 3 tied with.....	12

Games

1. Robbie Crabtree (2000).....	63
2. Robbie Crabtree (2001).....	63
3. Cory Bailey (1998).....	57
Lee Gardner (2004).....	57
Brandon Villafuerte (2005).....	57
6. Jeff Darwin (1998).....	56
Troy Brohawn (2002).....	56
8. Joe Horgan (2003).....	55
9. Steve Connelly (1999).....	54
Brandon Puffer (2005).....	54

Games Started

1. Matt Yourkin (2011).....	29
Eric Hacker (2010).....	29
Matt Kinney (2009).....	29
4. Yusmeiro Petit (2012).....	28
Shane Loux (2011).....	28
Steve Hammond (2009).....	28
Kevin Pucetas (2009).....	28
Travis Blackley (2007).....	28
Jerome Williams (2002).....	28
Bronswell Patrick (1999).....	28

Complete Games

1. Brad Hennessey (2008).....	3
2. Joseph Roa (1998).....	2
Steve Soderstrom (1998).....	2
Chris Brock (1998).....	2
Ramon Ortiz (2009).....	2
6. Yusmeiro Petit (2012).....	1
Andrew Kown (2012).....	1
Barry Zito (2011).....	1
Shane Loux (2011).....	1
27 others tied with.....	1

Innings Pitched

1. Shane Loux (2011).....	179.1
2. Ryan Jensen (2004).....	169.2
3. Matt Yourkin (2011).....	167.0
4. Yusmeiro Petit (2012).....	166.2
5. Eric Hacker (2010).....	165.2
6. Bronswell Patrick (1999).....	164.0
7. Travis Blackley (2007).....	162.1
8. Joseph Roa (1998).....	162.0
9. Jerome Williams (2002).....	160.2
10. Kevin Pucetas (2009).....	159.0

Hits

1. Shane Loux (2011).....	202
2. Bronswell Patrick (1999).....	194
3. Joseph Roa (1998).....	192
4. Matt Yourkin (2011).....	187
5. Eric Hacker (2010).....	181
6. Matt Kinney (2009).....	180
7. Yusmeiro Petit (2012).....	178
Ryan Jensen (2004).....	178
9. Steve Hammond (2009).....	175
10. 2 tied with.....	173

Runs

1. Bronswell Patrick (1999).....	116
2. Victor Santos (2008).....	114
3. Ryan Jensen (2000).....	106
4. Ryan Jensen (2004).....	105
5. Matt Kinney (2009).....	104
6. Steve Hammond (2009).....	102
Joseph Roa (1998).....	102
8. Shane Loux (2011).....	101
9. Joe Nathan (2002).....	97
10. Ryan Jensen (1999).....	96



Eric Hacker tallied 12 wins in 2012, adding to his Grizzlies career total of 28. His 28 wins are third-most on the Grizzlies all-time list.

Single Season Records: Pitching

WHIP (Min. 75 IP)

1. Cory Bailey (1998) 1.02
2. Ben Weber (2000) 1.18
- Jerome Williams (2002) ... 1.18
4. Ramon Ortiz (2009) 1.22
5. Ben Weber (1999) 1.23
- Robbie Crabtree (2000) ... 1.23
7. Ryan Jensen (2001) 1.24
- Kurt Ainsworth (2002) 1.24
9. Steve Soderstrom (1998)..... 1.25
- Chris Brock (1998) 1.25

K/BB Ratio (Min. 75 IP)

1. Yusmeiro Petit (2012) 4.25
2. Cory Bailey (1998) 4.22
3. Matt Kinney (2007) 3.92
4. Robbie Crabtree (2000) 3.74
5. Chris Brock (1998) 3.39
6. Bronswell Patrick (1999) ... 3.38
7. Ramon Ortiz (2009) 3.35
8. Ben Weber (2000) 3.30
9. Jesse Foppert (2002) 3.11
10. Joseph Roa (1998) 3.03

K/9 Ratio (Min. 75 IP)

1. Jesse Foppert (2002) 12.42
2. Matt Cain (2005) 10.87
3. Aaron Fultz (1999) 9.90
4. Kurt Ainsworth (2001) 9.48
5. Kurt Ainsworth (2002) 9.23
6. Matt Palmer (2008) 9.06
7. Chris Brock (1998) 8.77
8. Matt Kinney (2005) 8.68
9. Ryan Jensen (1999) 8.64
10. Julio Santana (2001) 8.48

BB/9 Ratio (Min. 75 IP)

1. Chris Begg (2007) 1.60
2. Cory Bailey (1998) 1.71
3. Joseph Roa (1998) 1.78
4. Chad Zerbe (2000) 1.88
5. Yusmeiro Petit (2012) 1.94
6. Shane Loux (2011) 2.06
7. Matt Kinney (2007) 2.07
8. Robbie Crabtree (2000) ... 2.19
9. Bronswell Patrick (1999) .. 2.30
10. Ben Weber (2000) 2.31

Home Runs

1. Matt Kinney (2009) 33
- Bronswell Patrick (1999) 33
3. Aaron Fultz (1999) 32
- Matt Kinney (2006) 32
5. Julio Santana (2001) 28
- Victor Santos (2008) 28
7. Steve Hammond (2009) 27
8. Joseph Roa (1998) 26
9. Michael Tejera (2006) 25
- Matt Kinney (2007) 25

Earned Runs

1. Ryan Jensen (2004) 101
2. Steve Hammond (2009) 100
3. Victor Santos (2008) 99
4. Matt Kinney (2009) 95
5. Shane Loux (2011) 93
- Joseph Roa (1998) 93
7. Joe Nathan (2002) 91
8. Kevin Pucetas (2009) 89
- Bronswell Patrick (1999) 89
- Ryan Jensen (1999) 89

Wild Pitches

1. Steve Connelly (1999) 14
- Travis Blackley (2007) 14
3. Ryan Jensen (1999) 13
- Eddie Oropesa (1999) 13
5. Mike McMullen (2000) 12
6. Aaron Fultz (1999) 11
- Luis Estrella (2002) 11
- Sun-Woo Kim (2007) 11
- Matt Palmer (2008) 11
10. 6 tied with 10

ERA (Min. 75 IP)

1. Ben Weber (2000) 2.42
2. Cory Bailey (1998) 2.47
3. Ramon Ortiz (2009) 3.05
4. Madison Bumgarner (2010) . 3.16
5. Chris Brock (1998) 3.29
6. Joe Martinez (2010) 3.32
7. Ben Weber (1999) 3.34
8. Kurt Ainsworth (2002) 3.41
9. Jeff Urban (2002) 3.41
10. Yusmeiro Petit (2012) 3.46

Strikeouts

1. Matt Cain (2005) 176
2. Kurt Ainsworth (2001) 157
3. Yusmeiro Petit (2012) 153
4. Aaron Fultz (1999) 151
5. Ryan Jensen (1999) 150
6. Matt Yourkin (2011) 145
7. Matt Palmer (2008) 143
8. Bronswell Patrick (1999) ... 142
9. Matt Kinney (2007) 141
10. Matt Kinney (2009) 134

Walks

1. Ryan Jensen (2004) 81
2. Joe Nathan (2002) 74
3. Matt Cain (2005) 73
4. Matt Palmer (2008) 72
5. Steve Hammond (2009) 71
6. Victor Santos (2008) 70
7. Ryan Jensen (1999) 68
- Travis Blackley (2007) 68
9. Luis Estrella (2002) 64
10. Ryan Jensen (2000) 63



Yusmeiro Petit struck out 153 batters in 2012, the third-most all-time in Grizzlies history.

Career Records: Offense

Games

1. Todd Linden.....	558
2. Tony Torcato.....	496
3. Juan Melo.....	440
4. Edwards Guzman ...	437
5. Cody Ransom.....	417
6. Damon Minor.....	388
7. Jason Ellison	347
8. Brett Pill.....	333
9. Jalal Leach	332
10. James Lunsford....	324

At-bats

1. Todd Linden.....	2012
2. Tony Torcato.....	1834
3. Edwards Guzman .	1566
4. Juan Melo.....	1546
5. Cody Ransom.....	1450
6. Damon Minor.....	1396
7. Jason Ellison	1392
8. Brett Pill.....	1302
9. Jalal Leach	1166
10. Brian Dallimore...	1160

Runs

1. Todd Linden.....	361
2. Jason Ellison	241
3. Damon Minor.....	230
4. Cody Ransom.....	215
5. Edwards Guzman ...	208
6. Juan Melo.....	207
7. Tony Torcato.....	200
8. Brian Dallimore	192
9. Jalal Leach	183
10. Brett Pill.....	180

Hits

1. Todd Linden.....	563
2. Tony Torcato.....	530
3. Edwards Guzman ...	457
4. Juan Melo.....	450
5. Jason Ellison	443
6. Damon Minor.....	415
7. Brian Dallimore	376
8. Jalal Leach	363
9. Cody Ransom.....	348
10. Brett Pill.....	310

Doubles

1. Todd Linden.....	117
2. Brett Pill.....	88
3. Tony Torcato.....	86
Juan Melo.....	86
5. Jason Ellison	82
6. Damon Minor.....	80
7. Edwards Guzman	79
8. Jalal Leach	73
9. Ryan Rohlinger	64
10. Brian Dallimore.....	63

Triples

1. Todd Linden.....	19
2. Fred Lewis	17
Nate Schierholtz	17
4. Cody Ransom.....	16
5. Jalal Leach	15
6. Jason Ellison	14
7. Juan Melo	13
8. Eugenio Velez	12
9. Ben Copeland.....	11
Tony Torcato	11

Home Runs

1. Todd Linden.....	83
2. Damon Minor.....	79
3. Scott McClain.....	61
4. Cody Ransom.....	58
5. Jalal Leach	52
Brett Pill	52
7. Juan Melo	42
8. Justin Leone	37
9. Dante Powell	36
10. 2 tied with.....	35

Extra-Base Hits

1. Todd Linden.....	219
2. Damon Minor.....	168
3. Brett Pill	144
4. Juan Melo	141
5. Jalal Leach	140
6. Cody Ransom.....	135
7. Tony Torcato	128
8. Scott McClain.....	121
9. Jason Ellison	115
10. Edwards Guzman .	109

Total Bases

1. Todd Linden.....	967
2. Damon Minor.....	750
3. Tony Torcato	731
4. Juan Melo	688
5. Edwards Guzman ...	623
6. Jalal Leach	622
7. Cody Ransom.....	615
8. Jason Ellison	610
9. Scott McClain.....	523
10. Brian Dallimore	515

RBI

1. Todd Linden.....	310
2. Damon Minor.....	259
3. Brett Pill	236
4. Tony Torcato	234
5. Jalal Leach	216
6. Edwards Guzman ...	214
Scott McClain.....	214
8. Juan Melo	207
9. Cody Ransom.....	195
10. 2 tied with	156

Walks

1. Todd Linden.....	267
2. Damon Minor.....	192
3. Cody Ransom.....	155
4. Justin Leone	143
5. Scott McClain.....	142
6. Jason Ellison	116
7. Adam Shabala	115
8. Brian Dallimore	109
9. Dante Powell	107
10. Juan Melo.....	105

Strikeouts

1. Todd Linden.....	529
2. Cody Ransom.....	409
3. Juan Melo.....	292
Damon Minor.....	292
5. Dante Powell	276
6. Adam Shabala	221
7. Jalal Leach	215
8. James Lunsford.....	214
9. Justin Leone.....	205
Scott McClain.....	205

Stolen Bases

1. Tyler Graham	100
2. Jason Ellison	71
3. Dante Powell	68
4. Eugenio Velez	65
5. Emmanuel Burriss	48
Calvin Murray	48
7. Cody Ransom.....	45
8. Michael Byas.....	42
Justin Leone.....	42
10. Ben Copeland.....	41

Caught Stealing

1. Eugenio Velez	34
2. Jason Ellison	32
3. Juan Melo.....	31
4. Clay Timpner	30
5. Tyler Graham	23
6. Michael Byas.....	20
7. Jalal Leach	18
Calvin Murray	18
9. Doug Clark	16
10. 2 tied with.....	15

Stolen Base Attempts

1. Tyler Graham	123
2. Jason Ellison	103
3. Eugenio Velez	99
4. Dante Powell	83
5. Calvin Murray	66
6. Clay Timpner	63
7. Michael Byas.....	62
Emmanuel Burriss	62
9. Juan Melo.....	61
10. Ben Copeland.....	56

Career Records: Pitching

Games

1. Geno Espineli	186
2. Robbie Crabtree	175
3. Steve Connelly	168
4. Luis Estrella	143
5. Ryan Jensen	132
6. Erick Threats	126
7. Alex Hinshaw	122
8. Matt Kinney	111
9. Jeff Urban	110
10. Jack Taschner	107

Games Started

1. Ryan Jensen	115
2. Matt Kinney	103
3. Matt Palmer	65
4. Matt Yourkin	63
5. Eric Hacker	54
6. Joe Nathan	51
7. Luis Estrella	50
8. Kurt Ainsworth	46
Pat Misch	46
10. 2 tied with	44

Decisions

1. Ryan Jensen	75
2. Matt Kinney	74
3. Luis Estrella	49
4. Matt Palmer	47
5. Matt Yourkin	40
6. Robbie Crabtree	39
Pat Misch	39
8. Steve Connelly	36
9. Joe Nathan	35
10. Kurt Ainsworth	33

Innings Pitched

1. Ryan Jensen	676.2
2. Matt Kinney	605.0
3. Luis Estrella	417.2
4. Matt Palmer	383.0
5. Matt Yourkin	361.2
6. Pat Misch	347.2
7. Eric Hacker	316.0
8. Robbie Crabtree	314.1
9. Jeff Urban	296.1
10. Kevin Pucetas	295.0

Wins

1. Ryan Jensen	38
2. Matt Kinney	35
3. Eric Hacker	28
4. Matt Palmer	23
5. Steve Connelly	19
Matt Yourkin	19
7. Kurt Ainsworth	18
Luis Estrella	18
Pat Misch	18
10. Andrew Kown	16

Losses

1. Matt Kinney	41
2. Ryan Jensen	37
3. Luis Estrella	31
4. Robbie Crabtree	24
5. Joe Nathan	23
6. Matt Palmer	22
7. Pat Misch	21
Jeff Urban	21
Matt Yourkin	21
10. 4 tied with	17

Complete Games

1. Matt Kinney	4
2. Brad Hennessey	3
3. Chris Brock	2
Ryan Jensen	2
Pat Misch	2
Joe Nathan	2
Matt Palmer	2
Joseph Roa	2
Steve Soderstrom	2
Ramon Ortiz	2

Saves

1. Manny Aybar	41
2. Geno Espineli	32
3. Cory Bailey	28
4. Jeff Darwin	24
Jack Taschner	24
6. Marc Kroon	20
7. Brian Wilson	18
8. Jean Machi	15
Heath Hembree	15
3 others tied with	15

Hits

1. Ryan Jensen	720
2. Matt Kinney	656
3. Luis Estrella	493
4. Matt Yourkin	407
5. Pat Misch	388
6. Matt Palmer	384
7. Jeff Urban	349
8. Kevin Pucetas	345
9. Eric Hacker	330
10. Robbie Crabtree	324

Runs

1. Ryan Jensen	425
2. Matt Kinney	346
3. Luis Estrella	267
4. Matt Yourkin	214
5. Pat Misch	201
6. Joe Nathan	196
Matt Palmer	196
8. Robbie Crabtree	184
9. Steve Connelly	171
10. 2 tied with	164

Earned Runs

1. Ryan Jensen	382
2. Matt Kinney	313
3. Luis Estrella	247
4. Matt Yourkin	201
5. Matt Palmer	179
6. Pat Misch	176
7. Joe Nathan	175
8. Robbie Crabtree	156
9. Eric Hacker	150
10. Steve Connelly	144

Home Runs

1. Matt Kinney	107
2. Ryan Jensen	85
3. Matt Yourkin	54
4. Luis Estrella	53
5. Brian Cooper	49
6. Joe Nathan	48
7. Matt Palmer	47
8. Pat Misch	45
9. Steve Soderstrom	36
10. Aaron Fultz	35

Strikeouts

1. Ryan Jensen	542
2. Matt Kinney	539
3. Matt Palmer	305
4. Matt Yourkin	291
5. Robbie Crabtree	287
6. Kurt Ainsworth	277
7. Pat Misch	268
8. Luis Estrella	260
9. Eric Hacker	232
10. Joe Nathan	229

Walks

1. Ryan Jensen	286
2. Luis Estrella	195
3. Matt Kinney	185
4. Matt Palmer	153
5. Joe Nathan	150
6. Erick Threats	115
7. Jesse Foppert	114
8. Kevin Pucetas	111
Matt Yourkin	111
10. Jeff Urban	106

Wild Pitches

1. Matt Kinney	31
2. Luis Estrella	26
Ryan Jensen	26
4. Joe Nathan	22
5. Steve Connelly	21
6. Jesse Foppert	20
Matt Palmer	20
8. Mike McMullen	16
9. Kurt Ainsworth	15
Ben Weber	15

Award Winners

PCL MVP

Calvin Murray 1999

PCL Batting Titles

Brian Dallimore 2003

John Bowker 2009

Mid-Season All-Stars

Jeff Ball 1998

Chris Brock 1998

Jeff Darwin 1998

Armando Rios 1998

Cory Bailey 1999

Steve Connelly 2000

Cody Ransom 2001

Manny Aybar 2002

Edwards Guzman 2002

Todd Linden 2003

Brian Dallimore 2004

Mike Cervenak 2005

Yamid Haad 2005

Adam Shabala 2006

Tomas De La Rosa 2007

Dan Giese 2007

Geno Espineli 2008

Kevin Pucetas 2009

Brock Bond 2010

Andrew Kown 2011

Eric Hacker 2012

All-Star Coaches

Joel Horlen 1999

Mike Hart 2002

Russ Morman 2012

PCL Players of the Week (23)

Felipe Crespo May 10-16, 1999

Calvin Murray August 2-8, 1999

Felipe Crespo August 23-29, 1999

Pedro Feliz July 17-23, 2000

Damon Minor August 21-27, 2000

Dante Powell May 7-13, 2001

Tony Zuniga May 28-June 3, 2001

Yorvit Torrealba July 2-8, 2001

Sean McGowan July 23-29, 2001

Damon Minor August 20-26, 2001

Jalal Leach August 27-September 3, 2001

Tony Torcato July 15-21, 2002

Dave Doster July 5-11, 2004

Brian Dallimore July 11-17, 2005

Nate Schierholtz April 30-May 6, 2007

Scott McClain July 16-22, 2007

Jesus Guzman April 27-May 3, 2009

John Bowker May 25-31, 2009

John Bowker June 1-7, 2009

Brett Pill May 3-9, 2010

John Bowker June 14-20, 2010

Brandon Belt July 14-17, 2011

Justin Christian April 5-15, 2012

PCL Pitchers of the Week (15)

Darin Blood June 15-21, 1998

Ryan Jensen April 4-15, 2001

Jerome Williams August 26-September 2, 2002

Noah Lowry August 18-24, 2003

Matt Cain April 25-May 1, 2005

Kevin Correia June 20-26, 2005

Matt Palmer July 17-23, 2006

Tim Lincecum April 23-29, 2007

Chris Begg June 4-10, 2007

Matt Kinney July 16-22, 2007

Sun-Woo Kim August 13-19, 2007

Matt Palmer May 5-11, 2008

Andrew Kown May 2-8, 2011

Heath Hembree April 23-29, 2012

Yusmeiro Petit May 21-27, 2012

A

Aardsma, Dave 2004
 Accardo, Jeremy 2005-06
 Adrianza, Ehire 2008
 Ainsworth, Kurt 2001-03
 Alfonso, Edgardo 2005^
 Alfonso, Eliezer 2005-08
 Almanza, Armando 2005
 Anderson, Jimmy 2003
 Anderson, Keith 2003
 Anderson, Luke 2004-05
 Anderson, Matt 2006
 Andra, Jeff 2000-01
 Arias, Joaquin 2012
 Armitage, John 2006
 Arnold, Jamie 2001
 Atchison, Scott 2007
 Athas, Jamie 2004-05
 Aurilia, Rich 2007, 2009^
 Aybar, Manny 2002-03

B

Bailey, Cory 1998-99
 Ball, Jeff 1998, 2000
 Banks, Josh 2011
 Barcelo, Lorenzo 2003
 Bautista, Denny 2010
 Begg, Chris 2004, 2007
 Bellinger, Clay 2003
 Belt, Brandon 2010-11
 Bernard, Marvin 2003^
 Bergman, Dusty 2005-06
 Bergolla, William 2007
 Berroa, Angel 2010
 Blackley, Travis 2007, 2012
 Blank, Matt 2003
 Blood, Darin 1998
 Blosser, Greg 2000
 Boccock, Brian 2008
 Bond, Brock 2010-12
 Bond, Casey 2008
 Bonds, Bobby Jr. 1998
 Bonser, Boof 2003, 2012
 Borchard, Joe 2009-10
 Bowker, John 2006, 2008-10
 Bowles, Brian 2007
 Boyer, Brad 2010
 Brewer, T.J. 2009
 Brock, Chris 1998
 Brohawn, Troy 1998, 2002
 Broshuis, Garrett 2005, 2009
 Brown, Elliot 2001, 2003
 Buller, Dayton 2008
 Bumgarner, Madison 2010
 Burrell, Pat 2010, 2011^
 Burres, Brian 2012
 Burris, Emmanuel 2008-12
 Bush, Evan 2006
 Byas, Michael 1999-2002

C

Cain, Matt 2005
 Campusano, Carlos 1999-2001
 Canizaro, Jay 1998-99
 Cannon, Jon 2002
 Casilla, Santiago 2010, 2011^
 Castillo, Alberto 2003^
 Castro, Nelson 2000-02
 Cervenak, Michael 2004-06
 Charles, Frank 1998
 Chavez, Angel 2005
 Chulk, Vinnie 2008
 Chiaramonte, Giuseppe 2000-01
 Christian, Justin 2011-12
 Christiansen, Jason 2003^
 Ciriaco, Juan 2009-10, 2012
 Clark, Doug 2002-03, 2005
 Connelly, Steve 1999-2001, 2003
 Cooper, Brian 2004-06
 Copeland, Ben 2008-10
 Cordido, Julio 2006-08
 Corps, Edwin 1999

Correia, Kevin 2003-05, 2008^
 Cox, Ryan 2000
 Crabtree, Robbie 1999-2012
 Crawford, Brandon 2011
 Crespo, Felipe 1999, 2001
 Creswell, Tayler 2006
 Crudale, Mike 2004
 Cruz, Deivi 2004
 Cruz, Jacob 1998
 Cuevas, Jose 2011
 Culberson, Charlie 2012
 Cumberland, Chris 2000

D

Daigle, Casey 2011
 Dallimore, Brian 2003-05
 Darwin, Jeff 1998
 Davis, Jason 2000
 Del Torro, Miguel 1999
 Delgado, Wilson 1998-99
 Denker, Travis 2008
 DeRosa, Mark 2010^, 2011^
 DeVore, Doug 2005
 De La Rosa, Carlos 2007
 De La Rosa, Tomas 2006-07
 Diaz, Alex 1998
 Dominguez, Chris 2012
 Doster, Dave 2004
 Dowdy, Justin 2011
 Downing, Kaohi 2011
 Downs, Matt 2008-10
 Durham, Ray 2004^

E

Edlefsen, Steve 2009-12
 Eldred, Brad 2011
 Ellison, Jason 2002-06
 Embree, Alan 2001^
 Espineli, Geno 2005, 2008-11
 Estalella, Bobby 2001
 Estes, Shawn 1998^, 2003^
 Estrella, Leo 2004
 Estrella, Luis 1999-2003
 Evans, Terry 2011
 Eyre, Scott 2004^

F

Faircloth, Chad 1999
 Fajardo, Alejandro 2000-01
 Feliz, Pedro 1998, 2000
 Fernandez, Osvaldo 2002
 Figueroa, Luis 2007
 Fikac, Jeremy 2005
 Flores, Jose 2006
 Foppert, Jesse 2002-05, 2008
 Ford, Darren 2011
 Fortunato, Bartolome 2008
 Fontenot, Mike 2011
 Frandsen, Kevin 2005-07, 2009
 Franklin, Wayne 2004
 Freire, Alejandro 2002
 Frias, Vladimir 2009
 Frontera, Chad 1998
 Fultz, Aaron 1998-99, 2002

G

Garcia, James 2003-04, 2006
 Gardner, Lee 2004
 Gardner, Mark 2001^
 Giese, Dan 2007
 Gillaspie, Conor 2011-12
 Glendenning, Michael 2000
 Gonzalez, Edgar 2011
 Goodwin, Tom 2002
 Graham, Tyler 2009-12
 Griffin, Dan 2008
 Grilli, Jason 1998-99
 Grissom, Marquis 2005^
 Gryboski, Kevin 2008
 Gunderson, Eric 2000
 Gunther, Barry 2007-08
 Guzman, Edwards 1998-2002

Guzman, Jesus 2009-10

H

Haad, Yamid 2005-06
 Hacker, Eric 2010, 2012
 Hall, Bill 2011
 Hall, Justin 2011
 Hammond, Steve 2008-09
 Hammonds, Jeffery 2003
 Hanson, Jed 2005-06
 Harper, Brett 2008
 Harriss, Devin 2012
 Hartgraves, Dean 1998
 Hasselhoff, Derek 2001
 Hawkins, LaTroy 2005^
 Haynes, Nathan 2004
 Hembree, Heath 2012
 Hennessey, Brad 2004-06, 2008
 Hermanson, Dustin 2003
 Hernandez, Carlos 2003
 Hines, Carlos 2006-07
 Hinshaw, Alex 2008-11
 Holm, Steve 2008-10
 Holst, Micah 2003
 Honeycutt, Ryan 2011
 Horgan, Joe 2001-03
 Hornostaj, Aaron 2006
 Horwitz, Brian 2006-09
 Howard, Matt 1998
 Huff, Aubrey 2012^
 Huisman, Rich 1998
 Hutchison, Wes 2002
 Hutting, Tim 2006

I

Ishikawa, Travis 2008, 2011

J

Jacome, Jason 2004
 Jarvis, Matt 2002-03
 Jennings, Todd 2007-08
 Jensen, Ryan 1998-01, 2003^, 2004
 Jester, Joe 2000
 Joaquin, Waldis 2009-11
 Johnson, Brian 1998^
 Johnson, Mike 2003
 Johnstone, John 2000^
 Jones, Chris 1998
 Jordan, Kevin 2002
 Joseph, Kevin 2001

K

Kieschnick, Roger 2012
 Kim, Sun-Woo 2007
 King, Aaron 2011
 Kinney, Matt 2005-07, 2009-10
 Knoedler, Justin 2005-07
 Knoll, Brian 2001
 Kontos, George 2012
 Kown, Andrew 2011-12
 Kroon, Marc 2011
 Kuzmic, Craig 2003-04

L

LaBarbera, A.J. 2006
 LaTorre, Tyler 2011-12
 Leach, Jalal 1998-01
 Lee, David 2005
 Leone, Justin 2007-08
 Levine, Al 2005^
 Lewis, Fred 2004, 2006-07
 Liles, Nick 2011
 Lincecum, Tim 2007
 Linden, Todd 2002-06, 2012
 Linebrink, Scott 2000
 Liriano, Pedro 2006
 Lively, Mitch 2012
 Lofgren, Chuck 2011
 Lollis, Ryan 2012
 Lopez, Mickey 2005
 Lormand, Ryan 2010-12
 Loux, Shane 2011-12

Lowenstein, Aaron 2009
 Lowery, Terrell 2000
 Lowry, Noah 2003-04, 2006^
 Lunsford, Trey 2002-04
 Luster, Jeremiah 2007
 Luther, Ryan 2002
 Lynch, Jim 2000

M

Machi, Jean 2011-12
 Maday, Daryl 2010-11
 Magruder, Chris 2001
 Mantle, Ryan 2009
 Martinez, Joe 2009^, 2010
 Martinez, Ramon 1998-99
 Martinez-Estevé, Eddy 2010
 Maroul, David 2009
 Marval, Raul 1999
 Mashore, Damon 1999
 Mateo, Julio 2008
 Mathis, Doug 2011
 Matos, Osiris 2008-11
 Mayes, Craig 1998-99
 Mazon, Brian 2004
 McBryde, Mike 2009-10
 McGowan, Sean 2001-02
 McClain, Scott 2007-09
 McMains, Derin 2006
 McMullen, Sean 1998-2000
 McNiven, Brooks 2008
 Meaux, Ryan 2007
 Medders, Brandon 2010
 Melo, Juan 2000-02, 2006
 Mendez, Donald 2005
 Mendoza, Carlos 2003
 Mercedes, Henry 1998
 Mergenthaler, Michael 2011
 Messenger, Randy 2008
 Miller, Jeff 2006
 Minor, Damon 2000-04
 Mirabelli, Doug 1998-99
 Misch, Pat 2005-09
 Mixon, David 2009, 2011
 Monell, Johnny 2010
 Montgomery, Matt 2003
 Mooney, Mike 2008
 Morman, Alvin 1998
 Mota, Guillermo 2012^
 Mueller, Bill 1999^
 Munhall, Brian 2004-05
 Munter, Scott 2004-05, 07-08, 11-12
 Murray Calvin 1998-99
 Musgrave, Mike 2009

N

Nady, Xavier 2012
 Nathan, Joe 1999-02
 Neal, Thomas 2011
 Nestor, Scott 2010
 Nieckula, Aaron 2002
 Niekro, Lance 2003-07
 Noonan, Nick 2011-12
 Novoa, Roberto 2008
 Nunez, Abraham 2006

O

Ochoa, Ivan 2007-08
 Odle, Oliver 2010
 Oropesa, Eddie 1999
 Ortiz, Ramon 2009
 Ortiz, Russ 1998, 2007^
 Ortmeyer, Daniel 2006-08
 Otero, Dan 2011-12

P

Page, Jarrad 2012
 Palazzolo, Steve 2008-09
 Palmer, Matt 2006-08
 Pannone, Anthony 2006
 Paterson, Joe 2010
 Patrick, Bronswell 1999
 Paxon, Julio 2004

Peguero, Francisco 2012
 Pereira, Nick 2006, 2008
 Pettyjohn, Adam 2004
 Pearson, Jason 2002
 Pecci, Jay 2003
 Pena, Angel 2002
 Pena, Tony 2010
 Penny, Brad 2012
 Pernalet, Marco 2001-03
 Petersen, Jeff 2005-06
 Petit, Yusmeiro 2012
 Phillips, Randall 1998
 Pickett, Cecil 1998
 Pickford, Kevin 2003-04
 Pill, Brett 2010-12
 Plantenberg, Erik 1998
 Posey, Buster 2009-10
 Powell, Brian 2003
 Powell, Dante 1998, 2001-02
 Pucetas, Kevin 2009-10
 Puffer, Brandon 2005

R

Ramirez, Horacio 2010
 Ramirez, Julio 2005
 Ramirez, Max 2011
 Randolph, Stephen 2005
 Ransom, Cody 2001-04
 Ray, Ken 2000
 Ray, Ronnie 2009, 2011
 Renteria, Edgar 2010^
 Riley, Michael 2000-01
 Rios, Armando 1998-99
 Rincon, Ricardo 2007
 Rizzo, Todd 2001
 Roa, Joe 1998
 Roberts, Dave 2007^, 2008^
 Rodriguez, Guillermo 2002-03, 06-08
 Rodriguez, Wilmin 2007, 11-12
 Rogers, Kevin 1998
 Rohlinger, Ryan 2009-11
 Rojas, Nestor 2009-10
 Romero, Felix 2009-11
 Romo, Andrew 2010
 Romo, Sergio 2008, 2009^
 Ross, Cody 2011^
 Rueter, Kirk 2003^
 Runzler, Dan 20009, 2010, 11-12
 Ryan, Rob 2003

S

Sadler, Billy 2006-09
 Sadowski, Ryan 2008-09
 Sanchez, Alex 2005^
 Sanchez, Freddy 2009^, 2010^
 Sanchez, Hector 2011, 2012^
 Sanchez, Jonathan 2006-07, 2011^
 Sandoval, Pablo 2011^, 2012^
 Sanford, Shawn 2012
 Santana, Julio 2001
 Santos, Chad 2006-07
 Santos, Deivis 2002
 Santos, Francisco 2003-04
 Santos, Victor 2008
 Sarmiento, Elio 2007
 Serafini, Dan 2001
 Servais, Scott 1999^, 2002
 Schierholtz, Nate 2007-08, 2009^
 Schmidt, Jason 2002^
 Shabala, Adam 2004-06
 Shinjo, Tsuyoshi 2002^
 Shriner, Jesse 2009-10
 Sim, Eric 2012
 Simmons, Brian 2001
 Simmons, James 2011
 Simon, Alfredo 2006
 Snow, J.T. 2001^, 2004^
 Soderstrom, Steve 1998-99
 Song, Seung 2005
 Sosa, Henry 2010-11
 Sparks, Steve 2002
 Spiehs, R.D. 2005

Stevenson, Jason 2011-12
 Stewart, Chris 2011
 Stratton, Rob 2004
 Stromsmoe, Skyler 2009, 2012
 Strong, Zach 2004
 Summers, Jonathan 2000
 Swanson, Brent 2004-05

T

Takatsu, Shingo 2009
 Tanner, Clayton 2012
 Taschner, Jack 2004-06
 Tatum, Jim 2000
 Taulbee, Andrew 1998
 Tavaré, Jesus 1999
 Tavaré, Julian 1998^, 1999
 Tejera, Michael 2006
 Thompson, William 2007
 Threats, Erick 2006-08
 Timpner, Clay 2006-09
 Tomko, Brett 2004^
 Torcato, Tony 2001-05
 Torrealba, Yorvit 1998-99, 2001
 Torres, Andres 2009, 2011^
 Turpen, Daniel 2009
 Tyler, Josh 1998, 2000-01

U

Urban, Jeff 2002-04

V

Valderrama, Carlos 2003
 Valdez, Merkin 2004, 2006
 Velez, Eugenio 2008-10
 Vent, Kevin 2003
 Vessella, Tom 2011
 Verdugo, Jason 1999
 Veres, Dave 2004
 Verplancke, Jeff 2000-02
 Villafuerte, Brandon 2005-06
 Villano, Mike 2002
 Villegas, Ydwinn 2011-12
 Vitiello, Joey 2003
 Vizquel, Omar 2008
 Voight, Jack 1999
 Vogelsong, Ryan 2001, 2011-12^
 Von Schell, Tyler 2007

W

Wald, Jake 2008-09
 Walker, Kevin 2004
 Walker, Tyler 2004, 2007
 Weber, Ben 1999-00
 Wellemeyer, Todd 2010
 Whitaker, Craig 2010, 2012
 Whiteside, Eli 2008-09, 2012
 Williams, Jackson 2010-12
 Williams, Jerome 2002-03, 2005
 Williams, Keith 1998-00
 Willis, Dontrelle 2010
 Wilson, Brian 2005-07
 Witasick, Jay 2002
 Witter, Adam 2009
 Wojciechowski, Steve 2000
 Woods, Ken 1998-99
 Wright, Mike 2001
 Wylie, Mitch 2005

Y

Yabu, Keiichi 2008-09
 Yarrow, Stephen 2011
 Young, Travis 2000-01
 Yourkin, Matt 2010-12


Z

Zerbe, Chad 2000-04
 Zito, Barry 2011^
 Zuniga, Tony 2001-02

^MLB Rehab Assignment
 Bold Played For SF Giants

Year-By-Year Review

Between 1998 and 2012, 190 players have played for both the San Francisco Giants and Fresno Grizzlies in their careers.



2012 Season Review

Record: 74-70 (3rd in division, 12.0 GB)

The Grizzlies were represented at the Triple-A All Star Game in Buffalo, NY by RHP Eric Hacker ... Hacker threw one scoreless inning • The Grizzlies finished with their fifth winning record in team history (74-70) and second winning season over three years • 17 of the 25 players on the Giants' 2012 World Series winning roster once played for the Grizzlies in their careers • Eric Hacker won his first five starts of the season and eight of his first nine starts with the Grizzlies to help him post a 12-6 record on the season ... The 12 wins were a team-high and were tied for fourth in the PCL • Fresno broke a franchise record with 48 triples ... Francisco Peguero matched the Grizzlies team record for most triples in a game on May 22 at Albuquerque • Nick Noonan set a Grizzlies franchise record for most RBIs in a single game when he registered 8 on May 20 at Round Rock ... Noonan also matched the Grizzlies franchise record for hits in a single game with 5 base knocks on June 12 in Fresno's 8-7 13-inning win over Sacramento • Justin Christian was named PCL Hitter of the Week April 5-16 • PCL Pitchers of the Week included Heath Hembree (April 23-30) and Yusmeiro Petit (May 21-29) • Brock Bond finished third in the PCL with a .332 batting average ... Yusmeiro Petit (2nd, 3.46 ERA) and Eric Hacker (9th, 4.01 ERA) finished in the top 10 of PCL's ERA leaderboard • Yusmeiro Petit placed in the PCL Top 5 in games started (5th, 28) and innings pitched (3rd, 166.2) • Pablo Sandoval hit a solo home run in each the fourth and sixth innings of his third and final game with the Grizzlies during his MLB Rehab Assignment in June • A year after setting the team record for most stolen bases in a season, the Grizzlies set a new franchise record for fewest stolen bases in a season with 64.

Player	G	AB	R	H	2B	3B	HR	RBI	TB	BB	SO	SB	CS	OBP	SLG	AVG	OPS	E
Arias, Joaquin	18	70	14	28	5	0	2	17	39	3	11	0	1	.432	.557	.400	.990	6
Bond, Brock	106	337	59	112	15	2	1	31	134	48	41	3	2	.422	.398	.332	.820	12
Burriss, Emmanuel	29	106	12	29	7	2	0	3	40	11	12	5	0	.342	.377	.274	.719	3
Christian, Justin	72	303	58	104	23	3	7	35	154	28	32	12	5	.409	.508	.343	.918	1
Ciriaco, Juan	56	150	20	39	6	2	5	34	64	20	30	7	2	.351	.427	.260	.777	4
Culberson, Charlie	91	351	53	83	14	6	10	53	139	20	76	8	2	.283	.396	.236	.679	11
Dominguez, Chris	43	174	15	43	11	0	3	25	63	2	47	1	2	.264	.362	.247	.626	5
Gillaspie, Conor	108	413	60	116	18	3	14	49	182	41	54	0	0	.345	.441	.281	.786	15
Graham, Tyler	5	19	3	5	1	0	0	0	6	1	1	1	0	.300	.316	.263	.616	0
Harris, Devin	1	1	0	0	0	0	0	0	0	0	1	0	0	.000	.000	.000	.000	0
Hurf, Aubrey	4	13	1	2	0	0	0	1	2	1	1	0	0	.214	.154	.154	.368	2
Kieschnick, Roger	55	222	49	68	13	4	15	40	134	24	68	0	2	.376	.604	.306	.980	0
LaTorre, Tyler	42	97	14	27	6	0	2	15	39	15	18	0	0	.381	.402	.278	.783	0
Linden, Todd	127	425	63	119	27	6	11	66	191	53	99	3	3	.368	.449	.280	.817	6
Lollis, Ryan	50	175	27	54	9	2	3	21	76	25	26	2	3	.393	.434	.309	.827	4
Lormand, Ryan	2	2	0	1	0	0	0	0	1	0	0	0	0	.500	.500	.500	1.000	0
Nady, Xavier	25	89	13	24	5	0	6	18	47	7	20	0	0	.343	.528	.270	.872	2
Noonan, Nick	129	490	65	145	26	3	9	62	204	40	84	7	3	.347	.416	.296	.763	24
Page, Jarrod	2	4	0	0	0	0	0	0	0	1	1	1	0	.200	.000	.000	.200	0
Peguero, Francisco	105	449	46	122	20	10	5	68	177	15	82	1	0	.297	.394	.272	.691	2
Pill, Brett	60	246	35	70	18	1	11	45	123	13	36	0	0	.336	.500	.285	.836	4
Sanchez, Hector	4	15	0	1	0	0	0	1	1	0	1	0	0	.067	.067	.067	.133	0
Sandoval, Pablo	3	11	3	3	1	0	2	2	10	1	0	0	0	.333	.909	.273	1.242	0
Sim, Eric	2	4	2	2	0	0	0	0	2	1	1	0	0	.600	.500	.500	1.100	0
Stromsmoe, Skyler	72	229	27	57	14	1	3	17	82	29	46	13	3	.353	.358	.249	.711	11
Villegas, Ydwin	9	21	3	3	2	0	0	0	5	0	7	0	0	.143	.238	.143	.381	0
Whiteside, Eli	60	201	27	45	11	1	1	20	61	17	43	0	1	.296	.303	.224	.600	2
Williams, Jackson	86	295	34	73	15	1	11	40	123	13	62	0	0	.281	.417	.247	.698	3

Player	W	L	ERA	G	GS	CG	SHO	SV	IP	H	R	ER	HR	HB	BB	SO	WHIP	HLD	GF
Blackley, Travis	3	0	0.39	4	3	0	0	1	23.1	13	1	1	1	0	3	19	0.69	0	1
Bonser, Boof	0	3	4.50	11	7	0	0	0	34.0	38	17	17	4	0	13	23	1.50	0	2
Burres, Brian	4	6	5.40	19	19	0	0	0	98.1	107	62	59	13	4	42	63	1.52	0	0
Edlefsen, Steve	1	3	3.79	35	0	0	0	0	38.0	33	19	16	3	3	18	29	1.34	8	6
Hacker, Eric	12	6	4.01	26	25	0	0	0	150.1	149	70	67	12	7	43	103	1.28	0	0
Hembree, Heath	1	1	4.74	39	0	0	0	15	38.0	29	24	20	2	4	20	36	1.29	1	31
Kontos, George	2	0	1.71	23	0	0	0	1	31.2	24	9	6	1	1	7	26	0.98	8	8
Kown, Andrew	6	8	5.60	23	22	1	1	0	119.0	138	80	74	14	6	44	66	1.53	1	0
Lively, Mitch	8	4	2.99	47	0	0	0	0	78.1	65	35	26	5	2	23	69	1.12	6	6
Loux, Shane	4	1	1.41	23	0	0	0	0	32.0	23	6	5	0	1	5	22	0.88	4	5
Machi, Jean	2	1	3.97	53	0	0	0	15	56.2	67	29	25	7	3	17	44	1.48	7	34
Mota, Guillermo	0	0	4.26	4	0	0	0	0	6.1	8	3	3	1	1	2	3	1.58	1	0
Munter, Scott	4	1	4.99	31	0	0	0	0	39.2	50	26	22	4	1	16	30	1.66	5	6
Otero, Dan	5	5	2.90	48	0	0	0	0	62.0	70	26	20	4	3	8	45	1.26	10	14
Penny, Brad	1	0	4.82	8	0	0	0	0	9.1	10	8	5	0	0	3	3	1.39	2	0
Petit, Yusmeiro	7	7	3.46	28	28	1	0	0	166.2	178	88	64	14	1	36	153	1.28	0	0
Rodriguez, Wilmin	5	5	5.92	37	3	0	0	0	62.1	90	46	41	7	2	31	34	1.94	2	10
Runzler, Dan	0	2	6.00	29	0	0	0	1	27.0	36	21	18	2	1	14	33	1.85	3	10
Sanford, Shawn	0	3	4.74	4	4	0	0	0	19.0	20	12	10	2	2	12	10	1.68	0	0
Stevenson, Jason	6	7	6.21	19	17	0	0	0	91.1	115	67	63	20	2	35	51	1.64	0	1
Tanner, Clayton	0	2	8.40	12	4	0	0	0	30.0	50	31	28	3	3	12	19	2.07	0	4
Vogelsong, Ryan	1	0	1.80	2	2	0	0	0	10.0	9	2	2	0	0	4	12	1.30	0	0
Whitaker, Craig	0	0	9.28	18	0	0	0	0	21.1	19	22	22	2	7	25	20	2.06	0	2
Yourkin, Matt	2	5	9.25	17	10	0	0	0	48.2	74	53	50	16	1	16	36	1.85	0	2

YEAR BY YEAR

2011 Season Review

Record: 65-79 (T-3rd in division, 23.0 GB)

The Grizzlies were represented at the Triple-A All Star Game in Salt Lake City, UT by RHP Andrew Kown ... Kown threw one scoreless inning • Kown was named PCL Pitcher of the Week (May 2-8) and Brandon Belt was named PCL Player of the Week (July 14-17) • Fresno broke a franchise record with a PCL-best 209 stolen bases ... The Grizzlies were the first PCL team in 23 years to steal 200 or more bases (last: Tucson, 1988 w/ 202) ... Tyler Graham (1st, 60), Justin Christian (4th, 36) and Emmanuel Burriss (9th, 24) all finished in the top-10 individually in the PCL • Brad Eldred became the first PCL player in almost 40 years to steal three bases in one inning ... Eldred stole three bases in second inning on May 10th at Nashville ... the last PCL player to have three steals in one inning was Eddie Charles of the Vancouver Mounties (in 8th inning vs. Salt Lake, 8/11/61) • Edgar Gonzalez recorded a PCL-best consecutive game on-base streak of 42 games between May 25th and July 7th • The Grizzlies had 69 different players appear in a game, a franchise record ... the previous record was 56 set in 2008 and 2009

Player	G	AB	R	H	2B	3B	HR	RBI	TB	BB	SO	SB	CS	OBP	SLG	AVG	OPS	E
Belt, Brandon	49	165	32	51	12	0	8	32	87	42	47	4	4	.448	.527	.309	.975	6
Bond, Brock	19	57	6	14	1	2	0	3	19	7	8	1	2	.338	.333	.246	.672	2
Burrell, Pat	2	5	0	0	0	0	0	0	0	0	2	0	0	.000	.000	.000	.000	1
Burriss, Emmanuel	45	175	31	52	8	1	2	10	68	22	19	24	5	.386	.389	.297	.775	6
Christian, Justin	64	237	57	80	20	3	10	41	136	35	31	36	3	.428	.574	.338	1.002	4
Crawford, Brandon	29	107	13	25	5	1	1	9	35	9	20	5	2	.291	.327	.234	.618	6
Cuevas, Jose	4	15	1	2	0	0	0	1	2	1	1	0	0	.188	.133	.133	.321	0
DeRosa, Mark	11	42	6	13	1	0	0	3	14	0	8	0	0	.310	.333	.310	.643	3
Downing, Kaohi	3	8	0	1	0	0	0	0	1	1	4	0	0	.222	.125	.125	.347	0
Eldred, Brad	111	371	61	103	23	2	23	57	199	34	94	9	4	.351	.536	.278	.887	11
Evans, Terry	39	95	9	22	7	0	1	11	32	9	26	8	0	.311	.337	.232	.648	0
Fontenot, Mike	10	32	5	7	0	0	1	3	10	5	4	0	0	.324	.313	.219	.637	0
Ford, Darren	18	71	10	15	2	0	2	7	23	4	23	10	0	.263	.324	.211	.587	1
Gillaspie, Conor	124	428	63	127	22	6	11	61	194	66	79	9	9	.389	.453	.297	.842	11
Gonzalez, Edgar	137	505	69	159	30	0	14	82	231	51	73	14	6	.378	.457	.315	.835	18
Graham, Tyler	127	414	82	113	18	3	1	31	140	31	80	60	12	.337	.338	.273	.675	5
Hall, Bill	31	113	17	31	9	0	7	20	61	9	36	0	0	.328	.540	.274	.868	7
Honeycutt, Ryan	2	6	2	3	0	0	0	0	3	0	0	0	0	.500	.500	.500	1.000	0
Ishikawa, Travis	56	175	21	44	14	0	3	18	67	29	54	3	1	.368	.383	.251	.751	6
LaTorre, Tyler	52	107	13	28	7	0	4	22	47	10	23	1	0	.331	.439	.262	.770	1
Liles, Nick	3	12	0	5	1	0	0	1	6	1	3	1	0	.462	.500	.417	.962	0
Lormand, Ryan	26	31	2	5	0	0	0	3	5	1	12	3	1	.188	.161	.161	.349	3
Mergenthaler, Michael	1	1	0	0	0	0	0	0	0	0	0	0	0	.000	.000	.000	.000	0
Neal, Thomas	60	220	35	65	13	3	2	25	90	13	50	7	6	.351	.409	.295	.761	2
Noonan, Nick	13	37	6	11	0	0	1	4	14	4	2	1	0	.366	.378	.297	.744	1
Pill, Brett	133	536	82	167	36	3	25	107	284	25	54	6	6	.341	.530	.312	.871	11
Ramirez, Max	48	148	24	47	11	1	10	29	90	14	34	0	0	.388	.608	.318	.996	6
Rohlinger, Ryan	33	121	22	21	4	0	5	16	40	19	14	2	1	.294	.331	.174	.624	8
Ross, Cody	2	6	1	3	1	0	0	2	4	2	1	0	0	.625	.667	.500	1.292	0
Sanchez, Hector	46	153	15	40	9	0	1	26	52	13	22	0	1	.315	.340	.261	.655	2
Sandoval, Pablo	5	18	4	5	0	0	2	7	11	2	0	0	0	.318	.611	.278	.929	0
Simmons, James	27	57	6	13	0	0	3	6	22	3	25	0	0	.279	.386	.228	.665	2
Stewart, Chris	33	95	9	21	5	0	0	10	26	11	16	3	1	.312	.274	.221	.586	1
Torres, Andres	13	55	10	15	2	2	4	11	33	6	13	1	0	.355	.600	.273	.955	0
Villegas, Ydwin	17	21	0	3	0	0	0	1	3	2	5	0	0	.217	.143	.143	.360	2
Williams, Jackson	56	125	13	23	3	0	1	12	29	17	36	0	2	.288	.232	.184	.520	4
Yarrow, Stephen	2	6	1	2	0	0	0	2	2	0	3	0	0	.429	.333	.333	.762	0

Player	W	L	ERA	G	GS	CG	SHO	SV	IP	H	R	ER	HR	HB	BB	SO	WHIP	HLD	GF
Banks, Josh	5	6	7.27	19	12	0	0	0	78.0	113	70	63	12	0	22	50	1.73	1	1
Casilla, Santiago	0	0	1.80	4	0	0	0	0	5.0	3	1	1	1	1	1	4	0.80	0	1
Daigle, Casey	2	0	5.97	36	0	0	0	2	37.2	45	26	25	3	5	17	39	1.65	5	14
Dowdy, Justin	2	6	5.44	36	1	0	0	1	44.2	36	29	27	4	3	32	39	1.52	4	9
Edlefsen, Steve	2	4	5.66	32	0	0	0	1	41.1	50	28	26	2	2	19	29	1.67	9	6
Eldred, Brad	0	0	0.00	1	0	0	0	0	1.2	2	0	0	0	0	0	2	1.20	0	1
Espineli, Geno	3	5	5.80	31	4	0	0	0	54.1	71	42	35	7	2	28	29	1.82	2	4
Hinshaw, Alex	0	0	9.00	13	0	0	0	0	10.0	15	10	10	0	0	11	11	2.60	2	1
Joaquin, Waldis	2	2	3.44	35	0	0	0	1	49.2	53	26	19	5	4	23	27	1.53	6	7
King, Aaron	0	1	7.71	3	0	0	0	0	4.2	4	6	4	2	0	7	3	2.36	0	1
Kown, Andrew	10	9	4.48	25	25	0	0	0	136.2	142	75	68	15	6	52	103	1.42	0	0
Kroon, Marc	2	5	5.11	49	0	0	0	20	49.1	48	30	28	8	2	33	52	1.64	0	41
LaTorre, Tyler	0	0	4.50	2	0	0	0	0	2.0	2	1	1	0	0	1	0	1.50	0	2
Lofgren, Chuck	0	1	15.00	1	1	0	0	0	3.0	5	5	5	0	0	6	0	3.67	0	0
Loux, Shane	8	12	4.67	28	28	1	1	0	179.1	202	101	93	19	14	41	84	1.36	0	0
Machi, Jean	1	1	9.00	3	0	0	0	0	4.0	5	4	4	0	0	0	6	1.25	0	0
Maday, Daryl	0	2	7.07	3	3	0	0	0	14.0	25	15	11	3	1	7	7	2.29	0	0
Mathis, Doug	0	4	3.60	13	13	0	0	0	65.0	65	33	26	5	3	31	54	1.48	0	0
Matos, Osiris	0	0	1.93	6	0	0	0	0	9.1	8	2	2	0	0	3	5	1.18	1	1
Mixon, David	0	0	8.53	7	0	0	0	1	12.2	18	13	12	0	2	7	7	1.97	1	4
Munter, Scott	1	0	2.76	10	1	0	0	0	16.1	15	8	5	2	0	11	20	1.59	0	1
Otero, Dan	2	3	3.25	33	0	0	0	12	36.0	38	15	13	4	0	7	36	1.25	3	23
Ray, Ronnie	4	2	4.85	35	1	0	0	1	52.0	44	35	28	5	6	28	33	1.38	4	10
Rodriguez, Wilmin	0	0	9.00	7	0	0	0	0	7.0	10	7	7	0	0	6	5	2.29	0	2
Romero, Felix	0	4	6.34	33	7	0	0	1	61.0	84	50	43	8	1	31	55	1.89	2	9
Runzler, Dan	2	3	3.98	17	10	0	0	0	52.0	47	32	23	2	3	32	59	1.52	4	0
Sanchez, Jonathan	1	0	3.27	2	2	0	0	0	11.0	10	4	4	1	0	5	13	1.36	0	0
Sosa, Henry	3	1	10.41	17	0	0	0	0	23.1	39	30	27	3	5	17	21	2.40	2	2
Stevenson, Jason	1	0	5.56	2	2	0	0	0	11.1	13	7	7	4	0	5	9	1.59	0	0
Vessella, Tom	0	0	0.00	1	0	0	0	0	0.1	0	0	0	0	0	0	0	0.00	0	1
Villegas, Ydwin	0	0	9.00	1	0	0	0	0	1.0	2	1	1	0	0	1	0	3.00	0	1
Vogelsong, Ryan	2	0	1.59	2	2	0	0	0	11.1	8	3	2	1	0	5	17	1.15	0	0
Yourkin, Matt	10	8	4.69	29	29	0	0	0	167.0	187	94	87	24	0	56	145	1.46	0	0
Zito, Barry	2	0	2.55	3	3	1	1	0	17.2	10	5	5	1	0	5	17	0.85	0	0

2010 Season Review

Record: 75-69 (2nd in division, 4.0 GB)

The Grizzlies were represented at the Triple-A All Star Game by infielder Brock Bond and reliever Steve Edlefsen ... Bond got the start at second base for the PCL, but Edlefsen missed the game with an injury • Fresno led the PCL with 143 stolen bases, 10 ahead of the next highest team total in the league ... Tyler Graham (35) and Eugenio Velez (31) both finished in the top five individually • Outfielder John Bowker was named PCL Player of the Week for the week of June 14-20 • While he fell just a handful of plate appearances shy of qualifying for the batting title, Tyler Graham's .343 average would have been the second-highest in the league ... it is tied for third-best hitting season in Grizzlies history • The Grizzlies held as much as a 12.5-game division lead, sitting at 43-22 entering play on June 16th • The Giants' 250-man playoff roster that went on to with the World Series included 14 players that came up through Fresno on their way to San Francisco, and two more who spent time with Grizzlies on Major League Rehab assignments ... two players, Buster Posey and Madison Bumgarner, began their 2012 campaigns with Fresno • Grizzlies catchers threw out 57 of a total 145 would-be basestealers, good for a league-best 39.3 percent caught-stealing rate • Ben Copeland tied Terry Evans (Salt Lake) for the league lead with 13 outfield assists.

Player	G	AB	R	H	2B	3B	HR	RBI	TB	BB	SO	SB	CS	OBP	SLG	AVG	OPS	E
Belt, Brandon	13	48	11	11	4	0	4	10	27	13	15	2	0	.393	.563	.229	.956	1
Berroa, Angel	26	88	3	18	6	0	1	8	27	4	12	1	0	.247	.307	.205	.554	4
Bond, Brock	117	403	62	115	24	4	1	35	150	66	63	9	4	.397	.372	.285	.769	12
Borchard, Joe	125	422	64	111	26	5	17	64	198	45	105	2	3	.340	.469	.263	.810	7
Bowker, John	51	197	36	61	12	1	14	36	117	23	37	1	2	.388	.594	.310	.982	5
Boyer, Brad	46	100	13	21	6	0	0	7	27	16	19	0	2	.325	.270	.210	.595	5
Burrell, Pat	5	16	4	5	1	0	1	6	9	3	4	0	0	.409	.563	.313	.972	0
Burriss, Emmanuel	67	273	32	77	11	2	0	22	92	19	29	11	5	.334	.337	.282	.671	13
Ciriaco, Juan	17	40	7	10	2	0	0	2	12	5	7	2	1	.333	.300	.250	.633	2
Copeland, Ben	127	354	48	99	16	8	4	43	143	57	67	23	8	.378	.404	.280	.782	3
DeRosa, Mark	3	11	1	4	1	0	0	1	5	1	2	0	0	.417	.455	.364	.871	0
Downs, Matt	56	197	37	50	9	1	7	28	82	25	35	3	4	.348	.416	.254	.764	4
Graham, Tyler	109	341	60	117	23	2	2	34	150	24	54	35	11	.393	.440	.343	.833	2
Guzman, Jesus	125	445	66	143	28	1	18	72	227	38	68	6	4	.376	.510	.321	.886	11
Holm, Steve	82	228	34	56	15	2	4	37	87	29	40	1	3	.343	.382	.246	.725	3
Lewis, Fred	7	22	6	9	3	1	1	6	17	6	2	2	1	.536	.773	.409	1.308	1
Lormand, Ryan	14	24	2	3	1	0	0	0	4	1	9	2	1	.160	.167	.125	.327	1
Martinez-Estevé, Eddy	4	4	1	2	0	0	0	0	2	1	0	0	0	.600	.500	.500	1.100	1
McBryde, Mike	23	74	11	18	4	0	3	8	31	1	16	0	2	.273	.419	.243	.692	0
Monell, Johnny	5	15	0	3	1	1	0	1	6	2	4	0	0	.294	.400	.200	.694	0
Pill, Brett	140	520	63	143	34	0	16	84	225	30	65	7	2	.319	.433	.275	.752	5
Posey, Buster	47	172	31	60	13	2	6	32	95	28	30	1	1	.442	.552	.349	.995	0
Renteria, Edgar	2	4	2	3	0	0	0	3	3	2	0	0	0	.833	.750	.750	1.583	0
Rohlinger, Ryan	77	283	46	88	23	0	8	48	135	29	59	3	0	.392	.477	.311	.869	7
Rojas, Nestor	15	42	3	10	2	0	0	3	12	1	5	0	1	.256	.286	.238	.542	1
Sanchez, Freddy	4	11	1	3	0	0	0	0	3	2	3	0	1	.385	.273	.273	.657	0
Shriner, Jesse	3	3	0	0	0	0	0	0	0	0	0	0	0	.000	.000	.000	.000	0
Velez, Eugenio	82	321	50	97	13	5	7	35	141	24	55	31	16	.353	.439	.302	.792	11
Williams, Jackson	42	125	16	28	7	0	3	15	44	15	33	1	1	.327	.352	.224	.679	2

Player	W	L	ERA	G	GS	CG	SHO	SV	IP	H	R	ER	HR	HB	BB	SO	WHIP	HLD	GF
Bautista, Denny	3	2	3.18	19	0	0	0	9	22.2	14	8	8	1	3	9	28	1.01	0	15
Bumgarner, Madison	7	1	3.16	14	14	1	1	0	82.2	88	32	29	5	2	22	59	1.33	0	0
Casilla, Santiago	0	0	0.00	4	0	0	0	2	4.0	2	0	0	0	1	2	7	1.00	1	3
Edlefsen, Steve	7	2	2.38	49	0	0	0	6	64.1	55	22	17	6	3	34	50	1.38	6	13
Espinelli, Geno	5	5	3.26	53	0	0	0	12	60.2	66	25	22	5	4	17	38	1.37	4	33
Guzman, Jesus	0	0	0.00	1	0	0	0	0	1.0	0	0	0	0	0	2	0	2.00	0	1
Hacker, Eric	16	8	4.51	29	29	0	0	0	165.2	181	93	83	21	14	62	129	1.47	0	0
Hinshaw, Alex	2	4	4.82	50	0	0	0	0	56.0	47	35	30	3	7	40	65	1.55	6	10
Joaquin, Waldis	1	2	4.93	23	5	0	0	2	34.2	44	24	19	4	3	22	33	1.90	5	8
Kinney, Matt	0	2	9.64	7	5	0	0	0	23.1	37	27	25	9	0	9	14	1.97	0	1
Maday, Daryl	1	4	9.21	7	5	0	0	0	28.1	37	29	29	10	2	13	14	1.76	0	2
Martinez, Joe	5	3	3.32	14	13	1	0	0	81.1	78	35	30	6	2	26	65	1.28	0	0
Matos, Osiris	1	4	5.29	38	1	0	0	3	51.0	48	30	30	3	2	25	39	1.43	4	12
Madders, Brandon	2	1	5.46	22	0	0	0	1	28.0	28	17	17	5	1	10	26	1.36	6	6
Nestor, Scott	0	2	9.31	8	0	0	0	0	9.2	13	10	10	1	0	7	7	1.71	1	4
Odle, Oliver	0	0	0.00	2	1	0	0	0	5.0	4	0	0	0	0	0	0	0.80	0	0
Paterson, Joe	4	3	3.48	46	0	0	0	2	54.1	55	28	21	2	3	24	49	1.45	10	10
Pena, Tony	0	0	6.60	24	0	0	0	0	30.0	39	23	22	2	2	14	21	1.77	2	10
Pucetas, Kevin	5	7	4.62	26	26	0	0	0	136.0	172	90	86	17	11	61	95	1.71	0	0
Ramirez, Horacio	1	1	4.12	6	3	0	0	0	19.2	23	9	9	1	0	2	11	1.27	1	0
Romero, Felix	0	0	6.52	7	0	0	0	0	9.2	11	7	7	3	0	3	6	1.45	1	2
Romo, Andrew	0	0	5.73	7	0	0	0	0	11.0	14	7	7	1	3	6	6	1.82	1	1
Sosa, Henry	7	8	4.07	36	14	0	0	0	115.0	113	61	52	20	2	55	83	1.46	6	1
Wellemyer, Todd	1	0	2.25	3	3	0	0	0	16.0	9	5	4	1	1	12	12	1.31	0	0
Whitaker, Craig	0	1	2.49	14	1	0	0	0	21.2	17	6	6	0	3	16	19	1.52	0	6
Willis, Dontrelle	0	0	5.06	5	0	0	0	0	5.1	2	3	3	1	3	4	6	1.13	0	1
Yourkin, Matt	7	8	4.24	29	24	0	0	0	136.0	146	67	64	14	4	39	110	1.36	0	2

YEAR BY YEAR

2009 Season Review

Record: 71-73 (T-3rd in division, 15.5 GB)

The Grizzlies were represented in the 2009 Triple-A All-Star game by RHP Kevin Pucetas ... OF John Bowker was selected to participate along with being selected to the All-Star Home Run Derby, but was promoted to San Francisco prior to the contest • Manager Dan Rohn earned his 1,000th victory as a manager in professional baseball with an 8-6 Grizzlies win over the Salt Lake Bees in Utah on July 21st • The Grizzlies went 21-8 during the month of May and set a franchise record for best record in a single month • Jesus Guzman was the PCL Player of the Week (April 27-May 3) ... John Bowker also accomplished this feat in back-to-back weeks from May 25-31 and June 1-7 • OF John Bowker set a new club record for home runs in one month with 12 during June ... He also won the PCL batting title ... He finished the year with a .342 batting average, making it the second time a Fresno Grizzlies player has won the PCL batting title (Brian Dallimore, .352, 2003) since joining the PCL in 1998 ... He was also selected to the post-season PCL All-Star squad • INF Ryan Rohlinger set a club record for most doubles in a season with 37.

Player	G	AB	R	H	2B	3B	HR	RBI	TB	BB	SO	SB	CS	OBP	SLG	AVG	OPS	E
Aurilia, Rich	2	7	1	1	0	0	1	2	4	1	0	0	0	.250	.571	.143	.821	0
Borchard, Joe	84	304	48	76	20	3	14	50	144	18	79	0	1	.294	.474	.250	.768	1
Bowker, John	104	366	82	125	22	4	21	83	218	74	64	10	6	.451	.596	.342	1.047	6
Burris, Emmanuel	17	71	9	19	2	1	1	7	26	3	4	6	2	.312	.366	.268	.678	3
Ciriaco, Juan	34	84	14	23	6	1	0	12	31	6	8	2	2	.312	.369	.274	.681	5
Copeland, Ben	97	338	46	94	18	3	8	34	142	24	60	15	5	.329	.420	.278	.749	4
Downs, Matt	109	424	68	127	33	3	14	74	208	25	58	8	2	.343	.491	.300	.834	19
Frandsen, Kevin	110	427	67	126	18	2	13	55	187	23	34	3	4	.352	.438	.295	.790	19
Frias, Vladimir	1	0	1	0	0	0	0	0	0	0	0	0	0					
Graham, Tyler	17	54	9	11	1	0	1	4	15	2	12	4	0	.246	.278	.204	.523	0
Guzman, Jesus	115	452	75	145	26	5	16	71	229	37	82	0	2	.379	.507	.321	.885	9
Holm, Steve	63	198	23	48	12	0	6	16	78	15	40	0	0	.297	.394	.242	.691	1
Horwitz, Brian	76	210	27	61	10	2	4	26	87	24	36	0	1	.367	.414	.290	.781	2
Lowenstein, Aaron	1	0	0	0	0	0	0	0	0	0	0	0	0					0
Mantle, Ryan	2	4	0	1	0	0	0	0	1	0	1	0	0	.400	.250	.250	.650	0
Maroul, David	7	23	2	3	1	0	1	4	7	1	8	0	0	.167	.304	.130	.471	1
McBryde, Mike	15	58	7	13	1	1	0	1	16	1	10	6	2	.250	.276	.224	.526	2
McClain, Scott	13	40	8	11	3	0	1	6	17	11	9	0	1	.423	.425	.275	.848	1
Posey, Buster	35	131	21	42	8	1	5	22	67	17	23	0	1	.391	.511	.321	.902	4
Rohlinger, Ryan	126	474	74	133	37	2	16	78	222	42	90	4	2	.351	.468	.281	.819	12
Rojas, Nestor	24	80	9	15	2	0	0	5	17	4	26	0	0	.226	.213	.188	.439	1
Schierholtz, Nate	5	18	2	4	1	0	0	1	5	1	1	1	0	.263	.278	.222	.541	0
Shriner, Jesse	2	2	0	1	0	0	0	0	1	0	0	0	0	.500	.500	.500	1.000	0
Stromsmoe, Skyler	3	3	0	0	0	0	0	0	0	0	2	0	0	.000	.000	.000	.000	
Timper, Clay	119	392	46	98	20	4	7	42	147	32	50	6	6	.309	.375	.250	.684	6
Torres, Andres	11	43	7	13	1	1	1	2	19	1	18	1	0	.318	.442	.302	.760	1
Velez, Eugenio	45	182	30	54	13	3	3	26	82	13	26	16	9	.340	.451	.297	.791	4
Wald, Jake	83	252	36	59	8	3	5	37	88	30	70	4	2	.322	.349	.234	.671	10
Whiteside, Eli	34	116	16	28	7	1	6	24	55	8	40	0	0	.290	.474	.241	.764	4
Witter, Adam	44	107	14	24	2	0	6	21	44	11	27	0	0	.300	.411	.224	.711	6

Player	W	L	ERA	G	GS	CG	SHO	SV	IP	H	R	ER	HR	HB	BB	SO	WHIP	HLD	GF
Brewer, T.J.	0	1	45.00	1	1	0	0	0	1.0	4	5	5	0	0	3	0	7.00	0	0
Broshuis, Garrett	0	1	9.00	1	1	0	0	0	4.0	6	4	4	2	0	3	2	2.25	0	0
Edlefsen, Steve	5	0	2.40	22	0	0	0	2	30.0	23	9	8	2	3	16	24	1.30	5	8
Espineli, Geno	3	4	3.64	52	0	0	0	19	59.1	70	28	24	2	2	13	31	1.40	1	41
Hammond, Steve	11	12	5.73	29	28	0	0	0	157.0	175	102	100	27	8	71	92	1.57	0	0
Hinshaw, Alex	1	2	3.96	46	0	0	0	1	52.1	42	25	23	3	3	32	72	1.41	11	8
Joaquin, Waldis	1	0	0.00	8	0	0	0	1	10.0	5	0	0	0	0	2	16	0.70	2	1
Kinney, Matt	8	14	5.43	30	29	1	0	0	157.1	180	104	95	33	4	45	134	1.43	0	0
Martinez, Joe	0	2	4.89	7	5	0	0	0	35.0	39	21	19	1	1	8	22	1.34	0	0
Matos, Osiris	3	3	3.48	45	0	0	0	2	54.1	56	23	21	7	2	13	48	1.27	5	11
Misch, Pat	3	0	2.00	12	1	0	0	1	27.0	24	7	6	1	2	4	12	1.04	2	2
Mixon, David	0	1	10.12	1	1	0	0	0	2.2	4	3	3	0	0	2	2	2.25	0	0
Musgrave, Mike	0	0	3.00	2	0	0	0	0	3.0	2	1	1	0	0	2	2	1.33	0	1
Ortiz, Ramon	5	6	3.05	35	16	2	1	0	129.2	124	53	44	11	0	34	114	1.22	0	3
Palazzolo, Steve	3	3	4.90	44	1	0	0	1	68.0	74	45	37	7	8	26	50	1.47	3	14
Pucetas, Kevin	10	6	5.04	28	28	1	0	0	159.0	173	95	89	15	9	50	96	1.40	0	0
Ray, Ronnie	1	5	5.79	43	3	0	0	0	65.1	88	48	42	8	2	20	46	1.65	11	12
Romero, Felix	5	5	4.28	50	0	0	0	4	73.2	75	37	35	4	4	16	69	1.24	4	22
Romo, Sergio	0	0	0.00	3	0	0	0	0	3.0	2	1	0	0	0	0	3	0.67	0	0
Runzler, Dan	0	0	0.00	2	0	0	0	0	2.0	2	0	0	0	0	0	1	1.00	1	0
Sadler, Billy	5	3	5.34	13	13	0	0	0	55.2	64	34	33	4	1	29	51	1.67	0	0
Sadowski, Ryan	6	3	5.04	18	17	0	0	0	89.1	84	54	50	14	2	43	73	1.42	0	0
Takatsu, Shingo	0	1	6.87	14	0	0	0	0	18.1	25	14	14	5	1	4	16	1.58	0	7
Timper, Clay	0	0	0.00	1	0	0	0	0	1.0	0	0	0	0	0	1	0	1.00	0	1
Turpen, Daniel	0	0	0.00	1	0	0	0	0	2.1	1	2	0	0	0	2	1	1.29	0	0
Wald, Jake	0	0	0.00	1	0	0	0	0	0.2	2	0	0	0	0	0	0	3.00	0	1
Yabu, Keiichi	1	1	6.55	18	0	0	0	1	22.0	26	20	16	4	0	15	17	1.86	2	8

2008 Season Review

Record: 67-76 (3rd in division, 15.5 GB)

The Grizzlies were represented in the 2008 Triple-A All-Star game by LHP Geno Espineli ... SS Ivan Ochoa was selected to participate, but he was promoted to San Francisco prior to the contest • RHP Matt Palmer was honored as the PCL's Pitcher of the Week for the week ending May 12 • The Grizzlies had the worst road record (28-43) in the PCL • INF Scott McClain scored his 1,000th career run, becoming the only active Minor Leaguer with 1,000 runs scored and 1,000 RBIs ... McClain entered and ended the season as MiLB's active career home runs leader • OF Nate Schierholtz participated for Team USA at the 2008 All-Star Futures Game at Yankee Stadium, and for the United States at the 2008 Beijing Olympic Games • LHP Geno Espineli was also selected for the Olympic team, but he was forced to withdraw when promoted to the Major Leagues • The San Francisco Giants set a franchise record by using 16 rookies during the 2008 season, 14 of which were promoted from Fresno • RHP Brad Hennessey established a franchise record by tossing three complete games • OF Nate Schierholtz became the first Grizzlies player to hit for the cycle when he did it on May 26 at Las Vegas • RHP Matt Palmer led the PCL with 143 strikeouts, the third time in four years a Grizzlies pitcher led the league in punchouts (Cain in '05 and Kinney in '07) ... Palmer finished fifth in the league in walks (72) • The Grizzlies hosted SS Omar Vizquel and OF Dave Roberts on MLB Rehab Assignments • Fresno swept a four-game series from the best team in the PCL (Iowa) and was swept in a four-game series by the worst team in the league (Nashville).

Player	G	AB	R	H	2B	3B	HR	RBI	TB	BB	SO	SB	CS	OBP	SLG	AVG	OPS	E
Adrianza, Ehire	2	6	2	3	1	0	0	0	4	2	1	0	0	.625	.667	.500	1.292	0
Alfonzo, Eliezer	32	116	17	36	10	1	5	24	63	7	30	1	0	.352	.543	.310	.895	3
Bocock, Brian	35	123	14	20	3	0	0	3	23	14	39	7	3	.254	.187	.163	.441	6
Bond, Casey	1	1	0	0	0	0	0	0	0	0	0	0	0	.000	.000	.000	.000	0
Bowker, John	23	93	13	22	3	1	2	9	33	7	23	2	0	.304	.355	.237	.659	2
Buller, Dayton	20	51	6	12	3	0	2	8	21	3	14	0	0	.286	.412	.235	.697	1
Burris, Emmanuel	14	62	6	16	1	1	0	6	19	2	6	2	2	.281	.306	.258	.588	2
Copeland, Ben	22	85	16	29	4	0	0	4	33	11	9	3	2	.417	.388	.341	.805	1
Cordido, Julio	84	224	26	56	6	1	0	20	64	16	49	3	3	.303	.286	.250	.589	8
Denker, Travis	62	220	42	62	20	0	7	30	103	31	46	2	0	.373	.468	.282	.841	8
Downs, Matt	22	86	10	21	5	0	3	7	35	4	10	1	0	.298	.407	.244	.705	2
Gunther, Barry	2	7	0	1	0	0	0	1	1	0	2	0	0	.143	.143	.143	.286	1
Harper, Brett	123	352	48	111	32	0	20	59	203	13	57	0	1	.338	.577	.315	.915	4
Holm, Steve	22	66	7	18	4	0	0	11	22	10	12	0	0	.367	.333	.273	.700	1
Horwitz, Brian	86	264	40	73	11	1	7	29	107	31	42	1	1	.353	.405	.277	.759	3
Ishikawa, Travis	48	171	35	53	19	3	16	46	126	14	36	0	1	.370	.737	.310	1.107	1
Jennings, Todd	12	37	4	10	2	0	0	4	12	5	3	1	0	.372	.324	.270	.696	1
Leone, Justin	105	358	63	90	22	1	17	64	165	66	96	16	6	.363	.461	.251	.823	7
McClain, Scott	134	477	87	143	32	1	29	108	264	72	98	5	2	.388	.553	.300	.942	8
Mooney, Mike	20	72	8	17	4	0	4	6	33	3	20	2	1	.286	.458	.236	.744	2
Ochoa, Ivan	84	292	54	93	11	4	6	32	130	34	62	20	11	.399	.445	.318	.844	15
Ortmeier, Daniel	28	97	12	20	4	0	1	9	27	5	21	4	1	.245	.278	.206	.523	2
Roberts, Dave	11	31	4	12	4	1	2	5	24	6	6	0	2	.486	.774	.387	1.261	0
Rodriguez, Guillermo	33	94	9	25	2	0	2	7	33	12	14	0	1	.349	.351	.266	.700	2
Schierholtz, Nate	93	350	62	112	22	10	18	73	208	21	51	9	3	.363	.594	.320	.958	1
Timpnor, Clay	119	436	64	107	19	3	3	46	141	33	61	13	6	.301	.323	.245	.624	3
Velez, Eugenio	42	171	25	53	11	4	5	15	87	17	32	13	9	.372	.509	.310	.881	2
Vizquel, Omar	2	5	0	1	0	0	0	0	1	0	0	0	0	.200	.200	.200	.400	0
Wald, Jake	59	197	30	46	13	2	3	24	72	30	63	6	1	.339	.365	.234	.705	3
Whiteside, Eli	49	151	13	36	7	0	2	22	49	12	27	2	0	.292	.325	.238	.616	4

Player	W	L	ERA	G	GS	CG	SHO	SV	IP	H	R	ER	HR	HB	BB	SO	WHIP	LG	GF
Chulk, Vinnie	0	1	3.65	22	2	0	0	2	24.2	25	10	10	3	1	13	21	1.54	5	5
Correia, Kevin	1	0	1.50	2	2	0	0	0	12.0	8	2	2	1	0	0	15	0.67	0	0
Espineli, Geno	1	1	2.66	38	0	0	0	1	61.0	56	22	18	2	2	11	48	1.10	7	8
Foppert, Jesse	2	1	7.62	24	2	0	0	1	41.1	45	37	35	9	2	43	28	2.13	0	7
Fortunato, Bartolome	3	2	7.89	22	0	0	0	0	21.2	25	24	19	4	1	21	18	2.12	0	11
Griffin, Dan	0	1	18.00	1	0	0	0	0	1.0	1	2	2	0	0	1	1	2.00	0	0
Gryboski, Kevin	2	6	6.54	52	0	0	0	10	53.2	66	47	39	10	3	25	32	1.70	6	28
Hammond, Steve	5	3	5.62	9	8	0	0	0	49.2	62	32	31	7	1	17	34	1.59	0	0
Hennessey, Brad	7	10	4.83	21	21	3	0	0	132.1	157	78	71	22	1	37	69	1.47	0	0
Hinshaw, Alex	0	0	0.57	13	0	0	0	7	15.2	5	1	1	0	0	4	21	0.57	0	9
Leone, Justin	0	0	0.00	1	0	0	0	0	1.0	1	0	0	0	1	0	1	1.00	0	1
Mateo, Julio	3	4	5.69	25	6	0	0	4	61.2	81	43	39	9	2	11	39	1.49	1	14
Matos, Osiris	1	0	0.00	5	0	0	0	1	9.2	5	0	0	0	0	2	13	0.72	2	1
McNiven, Brooks	0	2	11.12	8	3	0	0	0	17.0	27	22	21	5	0	7	8	2.00	0	2
Messenger, Randy	9	4	3.96	41	0	0	0	4	63.2	66	31	28	6	0	23	46	1.40	5	20
Misch, Pat	6	5	5.38	20	13	0	0	0	87.0	101	58	52	15	6	27	56	1.47	1	3
Munter, Scott	2	0	2.29	30	0	0	0	0	35.1	39	10	9	3	0	10	16	1.39	4	12
Novoa, Roberto	0	0	11.57	7	0	0	0	0	7.0	13	12	9	3	1	4	6	2.43	0	1
Palazzolo, Steve	0	1	9.39	6	0	0	0	0	7.2	10	8	8	0	0	10	4	2.61	0	2
Palmer, Matt	6	10	4.18	26	25	1	0	0	142.0	138	71	66	11	10	72	143	1.48	0	0
Pereira, Nick	7	8	5.70	19	19	0	0	0	101.0	116	71	64	12	6	47	86	1.61	0	0
Romo, Sergio	0	0	0.00	3	0	0	0	0	6.0	3	0	0	0	0	2	7	0.83	0	2
Sadler, Billy	1	0	1.09	22	0	0	0	1	33.0	19	7	4	0	0	21	41	1.21	6	7
Sadowski, Ryan	8	4	4.80	31	11	0	0	0	80.2	93	47	43	7	7	33	72	1.56	4	4
Santos, Victor	5	8	6.38	29	27	1	0	0	139.2	163	114	99	28	2	70	107	1.67	0	1
Threets, Erick	4	5	3.39	37	4	0	0	0	66.1	53	30	25	5	1	36	46	1.34	8	4
Yabu, Keiichi	0	0	1.80	3	0	0	0	0	5.0	4	1	1	0	0	6	7	2.00	0	1

YEAR BY YEAR

2007 Season Review

Record: 77-67 (2nd in division, 7.0 GB)

The Grizzlies were represented in the 2007 Triple-A All-Star game by SS Tomas DeLaRosa and RHP Dan Giese • OF Nate Schierholtz (week ending May 7) and INF Scott McClain (week ending July 23) were awarded the PCL's Hitter of the Week honor ... Tim Lincecum (April 16, April 30), Chris Begg (June 11), Matt Kinney (July 23), and Sun-Woo Kim (August 20) were honored as the league's Pitcher of the Week • RHP Tim Lincecum, the Giants top draft pick in 2006, opened the season with Fresno and made five starts (31.0 IP) ... Lincecum went 4-0 with a 0.29 ERA and 46 strikeouts in the PCL before being promoted to San Francisco • The 2007 Grizzlies pitching staff compiled a 4.00 ERA, the lowest in team history ... They also established team records for fewest earned runs allowed (574) and fewest home runs allowed (122) • Fresno's 45-27 mark at home was the second best record in the PCL ... It was also the team's first winning home record since moving into Chukchansi Park in 2002 • RHP Matt Kinney led the PCL with 141 strikeouts • INF Justin Leone established a then-franchise record by successfully stealing 96.3% of the bases he attempted to swipe ... Leone finished fifth in the PCL with 26 steals (in 27 attempts) • C Justin Knoedler threw out 22-of-25 potential baserunners (40%), the best rate in the PCL.

Player	G	AB	R	H	2B	3B	HR	RBI	TB	BB	SO	SB	CS	OBP	SLG	AVG	OPS	E
Alfonzo, Eliezer	18	64	9	19	6	0	3	10	34	1	8	0	0	.308	.531	.297	.839	5
Aurilia, Rich	2	6	1	2	0	0	0	2	2	1	1	0	0	.429	.333	.333	.762	1
Bergolia, William	99	356	63	109	22	1	7	37	154	31	47	12	3	.363	.433	.306	.796	11
Cordido, Julio	19	28	4	7	3	0	1	3	13	3	4	0	0	.323	.464	.250	.787	1
De La Rosa, Tomas	122	459	64	132	28	3	11	70	199	34	65	21	7	.337	.434	.288	.770	13
Figuerola, Luis	117	443	68	134	22	4	4	53	176	28	34	7	9	.349	.397	.302	.746	17
Frandsen, Kevin	19	67	13	27	5	0	1	7	35	9	6	4	2	.506	.522	.403	1.029	3
Gunther, Barry	2	6	1	2	0	0	0	1	2	2	2	0	0	.500	.333	.333	.833	0
Horwitz, Brian	84	264	32	86	21	2	1	21	114	21	22	2	0	.383	.432	.326	.815	3
Jennings, Todd	22	63	4	13	3	0	1	3	19	1	16	0	0	.242	.302	.206	.544	1
Knoedler, Justin	89	302	44	87	30	2	7	42	142	26	78	7	1	.346	.470	.288	.816	4
Leone, Justin	128	428	83	115	30	4	20	60	213	78	109	26	1	.383	.498	.269	.880	11
Lewis, Fred	42	171	31	50	8	6	8	32	94	19	36	9	1	.366	.550	.292	.916	4
Luster, Jeremiah	2	6	0	2	0	0	0	0	2	2	1	0	0	.500	.333	.333	.833	0
McClain, Scott	132	468	69	125	24	0	31	100	242	59	98	1	2	.349	.517	.267	.886	9
Niekro, Lance	47	143	21	43	8	2	5	20	70	12	32	0	1	.354	.490	.301	.844	1
Ochoa, Ivan	47	179	22	53	11	2	3	20	77	10	30	8	2	.337	.430	.296	.767	11
Ortmeier, Daniel	79	305	39	80	19	1	10	54	131	27	63	16	2	.333	.430	.262	.763	1
Roberts, Dave	2	7	1	1	0	0	0	0	1	1	2	0	0	.250	.143	.143	.393	0
Rodriguez, Guillermo	33	103	15	25	6	0	1	16	34	11	8	1	0	.319	.330	.243	.649	4
Santos, Chad	33	103	22	25	7	0	4	15	44	16	30	0	1	.350	.427	.243	.777	5
Sarmiento, Elio	6	9	0	2	1	0	0	0	3	2	2	0	0	.417	.333	.222	.750	0
Schierholtz, Nate	109	411	67	137	31	7	16	68	230	17	58	10	4	.365	.560	.333	.925	4
Thompson, William	4	15	1	3	1	0	0	3	4	0	2	0	0	.250	.267	.200	.517	1
Timpner, Clay	109	392	51	118	11	4	6	39	155	37	68	9	11	.363	.395	.301	.759	3
Velez, Eugenio	4	18	5	5	0	0	0	0	5	2	3	5	0	.381	.278	.278	.659	1
Von Schell, Tyler	6	23	2	6	2	0	0	2	8	1	5	0	0	.292	.348	.261	.639	

Player	W	L	ERA	G	GS	CG	SHO	SV	IP	H	R	ER	HR	HB	BB	SO	WHIP	HLD	GF
Atchison, Scott	3	2	2.01	38	1	0	0	4	53.2	44	17	12	1	1	8	51	0.97	7	15
Begg, Chris	12	5	4.36	23	23	1	1	0	140.1	173	78	68	18	1	25	67	1.41	0	0
Blackley, Travis	10	8	4.66	28	28	0	0	0	162.1	156	87	84	21	7	68	121	1.38	0	0
Bowles, Brian	0	2	7.16	9	6	0	0	0	27.2	40	25	22	3	4	12	8	1.88	0	0
De La Rosa, Carlos	0	0	0.00	1	0	0	0	0	1.0	0	0	0	0	0	0	1	0.00	0	0
Giese, Dan	3	1	2.82	47	0	0	0	2	73.1	65	26	23	2	1	10	76	1.02	7	14
Hines, Carlos	1	1	4.69	29	0	0	0	2	40.1	46	22	21	2	1	22	24	1.69	1	9
Kim, Sun-Woo	8	8	4.87	25	18	1	1	0	118.1	131	77	64	11	2	35	88	1.40	2	0
Kinney, Matt	12	10	4.02	27	26	1	0	0	156.2	164	84	70	25	0	36	141	1.28	0	1
Lincecum, Tim	4	0	0.29	5	5	0	0	0	31.0	12	1	1	0	1	11	46	0.74	0	0
Meaux, Ryan	0	3	8.25	7	0	0	0	0	12.0	19	12	11	0	0	4	9	1.92	1	3
Misch, Pat	2	5	2.30	34	3	0	0	1	66.2	54	24	17	4	2	19	74	1.10	8	4
Munter, Scott	1	6	4.17	48	0	0	0	1	58.1	62	28	27	3	2	24	14	1.47	8	15
Niekro, Lance	0	0	27.00	1	0	0	0	0	0.2	3	2	2	0	1	0	0	4.50	0	0
Ortiz, Russ	1	1	3.24	5	3	0	0	0	16.2	16	7	6	1	0	2	12	1.08	0	0
Palmer, Matt	11	8	4.32	29	25	1	0	0	150.0	155	80	72	17	12	51	98	1.37	1	1
Rincon, Ricardo	1	0	1.69	7	0	0	0	1	5.1	7	1	1	0	0	1	3	1.50	2	3
Sadler, Billy	3	2	5.95	40	0	0	0	6	42.1	36	31	28	5	1	35	59	1.68	4	24
Sanchez, Jonathan	0	0	2.18	6	3	0	0	0	20.2	15	5	5	0	0	8	27	1.11	2	0
Threets, Erick	3	1	3.46	40	3	0	0	1	54.2	46	26	21	4	2	35	40	1.48	3	12
Walker, Tyler	1	2	4.70	20	0	0	0	7	23.0	25	12	12	5	0	10	23	1.52	0	13
Wilson, Brian	1	2	2.10	31	0	0	0	11	34.1	24	13	8	0	5	24	37	1.40	0	25

2006 Season Review

Record: 61-83 (4th in division, 30.0 GB)

The Grizzlies were represented in the 2006 Triple-A All-Star game by OF Adam Shabala • RHP Matt Palmer was honored as the PCL's Pitcher of the Week for the week ending July 23 • OF Fred Lewis set a team record with 11 triples ... Lewis also led the Grizzlies in batting average (.276), OBP (.375), SLG (.453), and stolen bases (18) • For the second time in three seasons, Grizzlies catchers finished at the bottom of the PCL in eliminating potential baserunners ... Fresno was victimized for 132 stolen bases and threw out only 44 (25%) • The Grizzlies grounded into more double plays (120) than any team in franchise history ... Six different Grizzlies grounded into at least nine double plays during the season • Fresno finished with a losing record at home (34-38) for the fifth consecutive season since opening Chukchansi Park • Future Grizzlies player Scott McClain was honored as the PCL's 2006 Most Valuable Player after a season with 28 home runs and 107 RBIs for Sacramento.

Player	G	AB	R	H	2B	3B	HR	RBI	TB	BB	SO	SB	CS	OBP	SLG	AVG	OPS	E
Alfonzo, Eleizer	24	74	5	14	0	1	2	6	22	4	18	0	0	.282	.297	.189	.580	1
Armitage, Jonathan	4	7	3	3	0	0	1	4	6	3	2	0	0	.545	.857	.429	1.403	0
Bowker, John	2	4	0	2	0	0	0	0	2	0	0	0	0	.500	.500	.500	1.000	0
Bush, Evan	3	5	1	2	0	0	1	2	5	0	3	0	0	.400	1.000	.400	1.400	0
Cervenak, Mike	68	269	36	76	17	1	8	53	119	13	37	0	0	.311	.442	.283	.754	8
Cordido, Julio	3	9	2	3	0	0	0	0	3	1	1	0	0	.400	.333	.333	.733	0
Creswell, Tayler	1	1	0	0	0	0	0	0	0	0	0	0	0	.000	.000	.000	.000	-
De La Rosa, Tomas	79	300	43	88	21	2	8	43	137	23	45	8	5	.352	.457	.293	.808	14
Ellison, Jason	46	192	41	78	18	2	1	18	103	14	20	7	4	.452	.536	.406	.989	0
Flores, Jose	21	80	11	19	5	0	1	9	27	7	9	0	0	.307	.338	.238	.644	3
Frandsen, Kevin	71	293	46	89	25	3	3	30	129	12	30	7	4	.358	.440	.304	.799	11
Haad, Yamid	39	115	13	21	7	0	3	11	37	3	21	0	0	.208	.322	.183	.530	7
Hansen, Jed	111	365	47	90	17	2	10	44	141	32	72	10	3	.317	.386	.247	.703	19
Hornostaj, Aaron	18	40	5	9	0	0	0	5	9	6	10	0	0	.313	.225	.225	.538	0
Horwitz, Brian	5	16	1	2	1	0	0	1	3	2	2	0	0	.222	.188	.125	.410	0
Hutting, Tim	24	75	9	17	2	0	1	7	22	8	11	0	0	.318	.293	.227	.611	3
Knoedler, Justin	71	233	32	59	13	4	4	27	92	22	58	4	0	.319	.395	.253	.714	5
Labarbera, Anthony	20	46	6	7	1	0	0	2	8	6	9	0	0	.250	.174	.152	.424	1
Lewis, Fred	120	439	85	121	20	11	12	56	199	68	105	18	8	.375	.453	.276	.828	5
Linden, Todd	52	187	31	52	11	3	5	23	84	29	44	5	0	.385	.449	.278	.834	2
McMains, Derin	4	14	0	2	0	0	0	2	2	1	2	0	0	.235	.143	.143	.378	0
Melo, Juan	82	275	36	78	10	1	5	39	105	18	46	2	2	.327	.382	.284	.708	6
Niekro, Lance	36	144	27	46	7	0	14	34	95	7	23	0	0	.349	.660	.319	1.008	6
Nunez, Abraham	78	283	44	79	19	3	12	57	140	41	65	5	3	.368	.495	.279	.863	5
Rodriguez, Guillermo	39	127	20	28	8	1	8	16	62	12	25	0	1	.303	.488	.220	.792	3
Santos, Chad	91	353	40	92	18	1	14	70	154	24	86	0	0	.307	.436	.261	.743	12
Shabala, Adam	94	289	45	80	20	2	5	41	119	48	67	7	3	.376	.412	.277	.788	5
Timpner, Clay	62	238	33	68	8	3	3	19	91	10	31	5	7	.315	.382	.286	.697	2

Player	W	L	ERA	G	GS	CG	SHO	SV	IP	H	R	ER	HR	HB	BB	SO	WHIP	HLD	GF
Accardo, Jeremy	0	0	1.80	3	0	0	0	0	5.0	5	1	1	0	0	8	1.20	0	0	0
Anderson, Matt	1	2	9.17	26	0	0	0	0	34.1	48	36	35	8	3	29	33	2.24	1	13
Bergman, Dusty	0	1	13.09	14	0	0	0	0	11.0	21	19	16	0	0	11	12	2.91	1	5
Cooper, Brian	4	9	4.82	27	19	0	0	0	123.1	144	83	66	22	3	42	71	1.51	1	0
Garcia, James	5	3	5.73	12	12	0	0	0	59.2	55	44	38	8	1	37	47	1.54	0	0
Hennessey, Brad	0	1	2.53	2	2	0	0	0	10.2	11	9	3	1	0	1	7	1.13	0	0
Hines, Carlos	2	5	5.04	44	0	0	0	2	55.1	65	36	31	7	4	26	43	1.64	9	13
Kinney, Matt	8	7	4.80	28	24	1	0	0	153.2	158	90	82	23	2	53	127	1.37	0	0
Liriano, Pedro	1	6	5.37	24	10	0	0	0	67.0	84	51	40	5	2	29	38	1.69	3	0
Lowry, Noah	0	0	4.50	1	1	0	0	0	6.0	5	3	3	1	0	1	6	1.00	0	0
Miller, Jeff	1	2	3.27	15	0	0	0	0	22.0	19	9	8	4	0	5	13	1.09	3	2
Misch, Pat	4	2	4.02	10	10	1	0	0	65.0	74	32	29	7	0	11	57	1.31	0	0
Palmer, Matt	6	4	4.05	15	15	0	0	0	91.0	91	45	41	10	9	30	64	1.33	0	0
Pannone, Anthony	0	0	0.00	1	0	0	0	0	1.0	1	0	0	0	0	0	0	1.00	0	0
Pereira, Nick	4	3	5.92	15	15	0	0	0	79.0	87	55	52	10	4	48	60	1.71	0	0
Petersen, Jeff	2	5	8.58	18	4	0	0	0	35.2	52	38	34	3	3	17	15	1.93	0	3
Rodriguez, Guillermo	0	0	0.00	1	0	0	0	0	1.0	0	0	0	0	0	1	1	1.00	0	1
Sadler, Billy	2	0	1.80	7	0	0	0	1	10.0	5	2	2	1	0	2	12	0.70	1	5
Sanchez, Jonathan	2	2	3.80	6	6	0	0	0	23.2	13	10	10	1	2	13	28	1.10	0	0
Simon, Alfredo	0	6	6.75	10	10	0	0	0	52.0	76	41	39	8	3	19	35	1.83	0	0
Taschner, Jack	6	7	3.65	45	0	0	0	14	49.1	49	21	20	5	2	17	68	1.34	1	34
Tejera, Michael	8	5	3.80	35	13	0	0	0	111.1	113	52	47	12	5	42	81	1.39	6	5
Threets, Erick	2	1	2.87	49	0	0	0	0	62.2	51	26	20	4	5	44	51	1.52	4	11
Valdez, Merkin	0	4	8.80	46	3	0	0	5	49.2	52	42	32	6	5	39	48	1.83	2	20
Villafuerte, Brandon	2	5	4.59	49	0	0	0	2	66.2	60	34	34	2	4	18	60	1.17	10	16
Wilson, Brian	1	3	2.89	24	0	0	0	7	28.0	20	9	9	2	1	14	30	1.21	1	14

YEAR BY YEAR

2005 Season Review

Record: 68-76 (T-2nd in division, 12.0 GB)

The Grizzlies were represented in the 2005 Triple-A All-Star game by INF Mike Cervenak and C Yamid Haad • INF Brian Dallimore was honored as the PCL's Hitter of the Week ending July 17 ... RHP Matt Cain (May 1) and RHP Kevin Correia (June 26) received the league's Pitcher of the Week award • RHP Matt Cain led the PCL, and established a franchise record, with 176 strikeouts ... Cain also finished with the third-most walks in the PCL (73) • The Grizzlies pitching staff walked more batters (569) than any staff in team history ... Only one other PCL team issued more walks • OF Todd Linden led the PCL with a .682 SLG and finished fifth in the league with a .437 OBP ... Linden's SLG and 1.119 OPS are both Grizzlies single season records • RHP Matt Cain held opponents to the lowest batting average (.218) of any starter in the PCL ... LHP Jack Taschner's opponent's batting average (.173) was the second best in the league among relievers • The Grizzlies finished with a losing record at Chukchansi Park (34-38) for the fourth straight season since the ballpark opened in 2002 • Fresno won more games (9) and lost more games (11) in extra innings than any other PCL team ... The 11 extra-inning losses are a Grizzlies record • Future Grizzlies manager Dan Rohn won his second consecutive PCL Manager of the Year award, leading Tacoma to the PCL Championship.

Player	G	AB	R	H	2B	3B	HR	RBI	TB	BB	SO	SB	CS	OBP	SLG	AVG	OPS	E
Alfonzo, Edgardo	4	15	2	7	2	0	0	1	9	0	0	0	0	.467	.600	.467	1.067	0
Alfonzo, Eleizer	4	14	3	4	1	0	1	3	8	1	2	0	0	.375	.571	.286	.946	0
Athas, Jamie	35	76	7	16	0	0	3	10	26	6	18	0	2	.261	.342	.211	.607	6
Cervenak, Mike	127	494	68	154	29	3	19	103	246	38	61	5	0	.369	.498	.312	.867	13
Chavez, Angel	89	334	46	94	17	3	11	64	150	17	59	5	1	.320	.449	.281	.769	11
Clark, Doug	127	472	81	149	30	5	13	59	228	35	87	29	12	.367	.483	.316	.850	2
Dallimore, Brian	100	398	67	120	26	2	8	45	174	32	43	7	2	.361	.437	.302	.807	13
DeVore, Doug	65	201	34	60	13	1	11	35	108	20	51	1	1	.369	.537	.299	.899	1
Ellison, Jason	8	38	5	9	2	0	0	3	11	2	9	0	0	.293	.289	.237	.582	0
Frandsen, Kevin	20	94	18	33	10	1	2	16	51	2	5	1	1	.378	.543	.351	.920	6
Grisson, Marquis	4	15	4	3	0	0	1	2	6	0	3	0	0	.200	.400	.200	.600	0
Haad, Yamid	63	216	23	61	13	1	10	34	106	8	32	2	0	.310	.491	.282	.801	4
Hansen, Jed	71	240	49	60	16	2	8	30	104	22	62	8	2	.325	.433	.250	.758	7
Knoedler, Justin	85	287	35	78	19	1	4	32	111	26	61	5	5	.345	.387	.272	.731	4
Linden, Todd	95	340	81	109	25	4	30	80	232	62	97	6	2	.437	.682	.321	1.120	4
Lopez, Mickey	113	423	65	121	24	9	6	42	181	32	65	18	9	.348	.428	.286	.776	20
Mendez, Donald	18	70	7	18	3	0	1	4	24	2	23	0	0	.288	.343	.257	.631	8
Munhall, Brian	19	53	8	14	4	0	1	6	21	4	12	0	0	.328	.396	.264	.724	1
Niekro, Lance	1	4	0	1	0	0	0	0	1	0	1	0	0	.250	.250	.250	.500	0
Ramirez, Julio	113	386	57	93	13	1	23	60	177	22	113	22	8	.286	.459	.241	.744	0
Sanchez, Alex	2	9	0	1	0	0	0	1	1	0	0	0	1	.111	.111	.111	.222	3
Shabala, Adam	95	373	58	102	24	1	14	42	170	35	73	10	2	.341	.456	.273	.797	2
Swanson, Brent	6	3	1	0	0	0	0	0	0	2	1	0	0	.500	.000	.000	.500	-

YEAR BY YEAR

Player	W	L	ERA	G	GS	CG	SHO	SV	IP	H	R	ER	HR	HB	BB	SO	WHIP	HLD	GF
Accardo, Jeremy	2	0	1.95	25	0	0	0	3	32.1	25	7	7	0	0	10	30	1.08	5	11
Almanza, Armando	0	1	13.50	2	0	0	0	0	3.1	5	5	5	1	0	2	3	2.10	0	0
Anderson, Luke	0	0	10.29	6	0	0	0	0	7.0	11	8	8	2	0	4	7	2.14	0	4
Bergman, Dusty	0	0	18.00	3	0	0	0	0	3.0	8	6	6	0	0	3	4	3.67	0	1
Broshuis, Garrett	0	1	5.25	2	2	0	0	0	12.0	17	9	7	1	0	2	2	1.58	0	0
Cain, Matt	10	5	4.39	26	26	1	0	0	145.2	118	77	71	22	5	73	176	1.31	0	0
Cooper, Brian	7	8	4.53	29	21	0	0	0	137.0	139	72	69	23	4	54	82	1.41	1	1
Correia, Kevin	3	2	6.07	31	3	0	0	7	46.0	50	38	31	6	1	23	35	1.59	0	19
Espineli, Geno	1	1	6.38	12	0	0	0	0	18.1	22	13	13	3	1	8	12	1.64	1	2
Fikac, Jeremy	4	10	4.42	50	6	0	0	1	99.2	112	57	49	17	3	35	86	1.47	9	11
Foppert, Jesse	3	1	4.50	10	9	0	0	0	44.0	43	25	22	5	2	27	41	1.59	0	0
Hawkins, LaTroy	0	0	0.00	2	0	0	0	0	2.0	2	0	0	0	0	1	1.00	1	0	
Hennessey, Brad	4	2	5.19	11	11	0	0	0	67.2	75	40	39	7	4	22	46	1.43	0	0
Kinney, Matt	7	8	5.21	19	19	1	0	0	114.0	117	68	66	18	2	45	110	1.42	0	0
Lee, David	0	2	9.58	8	0	0	0	0	10.1	16	14	11	3	2	4	7	1.94	0	3
Levine, Al	0	0	2.84	9	0	0	0	1	12.2	12	5	4	0	1	7	6	1.50	1	3
Misch, Pat	3	9	6.35	19	19	1	0	0	102.0	135	80	72	18	6	40	69	1.72	0	0
Munter, Scott	1	3	5.11	12	0	0	0	0	12.1	17	8	7	0	0	4	5	1.70	1	5
Petersen, Jeff	0	0	0.00	2	0	0	0	0	3.0	0	0	0	0	0	0	1	0.00	0	2
Puffer, Brandon	6	5	5.52	54	0	0	0	0	73.1	85	54	45	9	12	23	48	1.47	5	12
Randolph, Stephen	1	1	3.40	22	2	0	0	0	39.2	23	18	15	4	1	35	50	1.46	2	5
Reina, Jesus	0	0	6.23	1	1	0	0	0	4.1	3	3	3	0	0	6	3	2.08	0	0
Song, Seung	2	4	4.42	10	10	0	0	0	55.0	50	32	27	6	2	36	37	1.56	0	0
Spiehs, RD	0	0	5.87	10	0	0	0	1	15.1	17	10	10	0	0	10	11	1.76	0	4
Taschner, Jack	3	0	1.64	44	0	0	0	10	49.1	30	9	9	3	1	24	62	1.09	1	26
Villafrute, Brandon	6	3	3.91	57	0	0	0	3	76.0	83	38	33	5	0	32	57	1.51	7	21
Williams, Jerome	1	4	9.39	6	6	0	0	0	30.2	47	34	32	3	3	17	15	2.09	0	0
Wilson, Brian	1	1	3.97	9	0	0	0	0	11.1	8	7	5	0	0	8	13	1.41	1	2
Wylie, Mitch	3	5	4.50	22	9	0	0	2	66.0	68	36	33	6	2	15	58	1.26	1	9

2004 Season Review

Record: 62-82 (4th in division, 17.0 GB)

The Grizzlies were represented in the 2004 Triple-A All-Star game by 2B Brian Dallimore • INF Dave Doster was honored as the PCL's Hitter of the Week for the week ending July 11 • For the second time in three seasons, the Grizzlies finished with the worst home record (31-41, .431) in the PCL • RHP Ryan Jensen set a franchise record, and finished fourth in the PCL, with 169.2 IP ... Jensen finished fifth in the league with 127 strikeouts and led the PCL with 14 wild pitches • Grizzlies catchers were worst in the PCL when it came to throwing out potential base stealers ... Though they were victimized only 87 times (fifth fewest in the PCL), Fresno backstops threw out only 20% (22-of-109) of stolen base attempts • 2B Dave Doster set the Grizzlies franchise record for longest hitting streak (32 games) ... He also established a then franchise single-season record with 36 doubles • Future Grizzlies manager Dan Rohn was honored as the PCL's 2004 Manager of the Year after leading the Tacoma Rainiers to a 79-63 record, a 12-game improvement over the 2003 season.

Player	G	AB	R	H	2B	3B	HR	RBI	TB	BB	SO	SB	CS	OBP	SLG	AVG	OPS	E
Athas, Jamie	124	419	58	107	16	4	4	45	143	38	91	13	11	.324	.341	.255	.665	27
Cruz, Deivi	12	42	5	13	3	0	1	6	19	3	2	0	0	.348	.452	.310	.800	1
Dallimore, Brian	111	432	72	140	21	4	8	65	193	40	53	9	2	.396	.447	.324	.843	15
Doster, Dave	120	424	50	132	36	0	9	66	195	26	42	2	5	.353	.460	.311	.813	13
Durham, Ray	5	14	4	8	0	1	1	5	13	2	2	0	0	.647	.929	.571	1.576	2
Ellison, Jason	125	505	90	159	32	7	9	40	232	40	66	27	12	.368	.459	.351	.827	6
Haynes, Nathan	1	4	1	1	0	1	0	0	3	0	1	1	0	.250	.750	.250	1.000	1
Kuzmic, Craig	78	228	33	54	7	1	8	31	87	35	61	0	2	.348	.382	.237	.730	9
Lewis, Fred	6	23	3	7	1	0	1	2	11	5	5	1	1	.429	.478	.304	.907	1
Linden, Todd	130	489	93	127	28	2	23	75	228	63	149	8	6	.349	.466	.260	.815	7
Lunsford, Trey	118	405	39	102	21	2	5	41	142	35	83	3	2	.319	.351	.252	.670	7
Minor, Damon	97	338	48	102	23	3	17	56	182	50	78	0	0	.399	.538	.302	.937	2
Munhall, Brian	2	4	1	2	0	0	0	0	2	1	0	0	0	.500	.600	.500	1.100	0
Niekro, Lance	67	241	42	72	21	4	12	47	137	14	32	1	1	.339	.568	.299	.907	6
Ransom, Cody	36	136	29	42	6	2	10	21	82	19	30	8	0	.397	.603	.309	1.000	4
Santos, Francisco	75	208	22	56	9	1	4	31	79	9	37	0	0	.298	.380	.269	.678	2
Shabala, Adam	118	401	63	126	17	5	9	48	180	32	81	21	3	.365	.449	.314	.814	3
Snow, J.T.	2	7	1	2	0	0	1	2	5	0	1	0	0	.286	.714	.286	1.000	0
Stratton, Rob	33	109	6	20	3	0	3	12	32	2	54	1	0	.204	.294	.183	.498	0
Strong, Zach	9	10	1	1	1	0	0	0	2	1	4	0	0	.182	.200	.100	.382	0
Swanson, Brent	2	2	0	0	0	0	0	0	0	0	2	0	0	.000	.000	.000	.000	0
Torcatto, Tony	119	395	39	114	22	0	3	57	145	11	35	4	1	.314	.367	.289	.681	2

Player	W	L	ERA	G	GS	CG	SHO	SV	IP	H	R	ER	HR	HB	BB	SO	WHIP	GF
Aardsma, David	6	4	1.09	44	0	0	0	11	55.1	46	21	19	2	4	29	53	1.36	29
Anderson, Luke	0	1	9.00	4	0	0	0	0	3.0	4	4	3	0	0	5	2	3.00	1
Begg, Chris	2	5	6.97	9	9	0	0	0	41.1	55	32	32	10	1	16	17	1.77	0
Cooper, Brian	0	0	2.08	4	4	0	0t	0	21.2	19	9	5	3	0	6	15	1.15	0
Correia, Kevin	3	7	4.53	29	16	0	0	0	105.1	118	61	53	12	3	35	70	1.45	7
Crudale, Mike	0	0	15.63	4	0	0	0	0	6.1	13	13	11	3	0	1	3	2.21	0
Estrella, Leo	0	8	7.65	38	5	0	0	0	77.2	125	71	66	15	3	33	34	2.03	8
Eyre, Scott	0	0	0.00	3	0	0	0	0	3.0	3	0	0	0	0	2	1	1.67	0
Foppert, Jesse	0	2	5.52	4	4	0	0	0	14.2	14	11	9	2	0	9	13	1.57	0
Franklin, Wayne	0	2	3.86	3	3	0	0	0	9.1	6	4	4	0	1	4	11	1.07	0
Garcia, James	0	1	5.19	8	7	0	0	0	34.2	35	20	20	7	5	16	34	1.47	0
Gardner, Lee	7	4	4.46	57	0	0	0	1	70.2	79	40	35	8	1	22	42	1.43	16
Hennessey, Brad	4	1	2.02	5	5	0	0	0	35.2	26	8	8	2	0	15	16	1.15	0
Jacome, Jason	0	2	3.49	35	2	0	0	0	67.0	81	29	26	6	3	17	43	1.46	6
Jensen, Ryan	10	7	5.36	30	26	0	0	0	169.2	178	105	101	23	2	81	127	1.53	1
Lowry, Noah	7	5	4.13	17	17	1	1	0	89.1	98	53	41	9	0	28	73	1.41	0
Mazone, Brian	1	0	4.63	2	2	0	0	0	11.2	17	6	6	3	0	3	6	1.71	0
Munter, Scott	1	1	3.45	13	0	0	0	1	15.2	20	8	6	1	0	4	5	1.53	6
Pavon, Julio	1	1	5.52	5	2	0	0	0	14.2	19	9	9	2	0	3	11	1.50	0
Pettyjohn, Adam	3	6	5.42	21	14	0	0	0	79.2	103	58	48	7	3	25	43	1.61	2
Pickford, Kevin	0	0	6.23	1	1	0	0	0	4.1	7	3	3	1	0	5	2	2.77	0
Taschner, Jack	4	7	9.28	18	9	0	0	0	53.1	71	59	55	14	3	32	44	1.93	4
Tomko, Brett	0	0	5.40	1	1	0	0	0	5.0	4	3	3	1	1	2	4	1.20	0
Urban, Jeff	5	4	4.07	46	0	0	0	1	66.1	69	35	30	7	3	23	56	1.39	15
Valdez, Merkin	1	0	7.20	1	1	0	0	0	5.0	6	4	4	0	0	4	5	2.00	0
Veres, Dave	0	4	5.97	29	0	0	0	12	28.2	34	22	19	5	0	9	22	1.50	24
Walker, Kevin	1	3	4.26	48	1	0	0	1	69.2	79	33	33	8	4	35	62	1.64	16
Walker, Tyler	1	1	1.72	9	1	0	0	0	15.2	16	5	3	1	0	2	15	1.15	4
Zerbe, Chad	6	6	4.29	33	14	0	0	0	107.0	131	63	51	7	3	35	51	1.55	4

YEAR BY YEAR

2003 Season Review

Record: 55-88 (4th in division, 36.5 GB)

The Grizzlies were represented in the 2003 Triple-A All-Star game by OF Todd Linden • LHP Noah Lowry was honored as the PCL's Pitcher of the Week for the week ending August 24 • For the second consecutive season, the Grizzlies finished with the worst overall record in the PCL (55-88), nine games behind their closest competitor (Memphis, 64-79) • The Grizzlies finished with the fewest wins (55) and fewest home wins (28) in team history • 2B Brian Dallimore led the PCL in batting average (.352) and OBP (.427) ... His .352 average is a team record ... Dallimore's 390 plate appearances were just enough to qualify for the PCL leaderboard (min. 389 PA) • As a team, the Grizzlies hit just 90 home runs during the 2003 season, the only team in franchise history to not hit at least 100 home runs • OF Todd Linden was hit by a pitch 17 times during the season, a team record ... He was HBP three times in a June 16th game against Salt Lake • On May 18th, 1B Damon Minor homered in three consecutive at-bats against New Orleans, the first player in Triple-A to homer three times in the same game during the 2003 season • RHP Kevin Correia was called up from Norwich in July, and was then promoted to the Major Leagues without making an appearance for the Grizzlies ... Correia was the first member of the 2002 draft class to reach the big leagues ... He returned to Fresno later in the season to make three starts.

Player	G	AB	R	H	2B	3B	HR	RBI	TB	BB	SO	SB	CS	OBP	SLG	AVG	OPS	E
Anderson, Keith	4	11	2	3	1	0	1	3	7	0	3	0	0	.250	.636	.273	.886	
Bellinger, Clay	117	377	55	101	18	3	16	54	173	25	72	2	2	.319	.459	.268	.778	
Benard, Marvin	14	5	8	11	3	0	1	8	17	1	4	2	0	.250	.340	.220	.590	
Castillo, Alberto	12	34	2	8	1	0	0	7	9	8	8	0	0	.381	.265	.235	.646	
Clark, Doug	13	21	4	5	0	0	0	0	5	2	3	0	1	.304	.238	.238	.542	
Dallimore, Brian	91	330	53	116	16	2	4	46	148	37	37	6	4	.427	.448	.352	.875	
Ellison, Jason	119	461	74	136	22	4	6	38	184	39	52	21	13	.356	.399	.295	.755	
Garcia, James	8	6	0	2	0	0	0	0	2	0	2	0	0	.333	.333	.333	.666	
Hammonds, Jeffrey	11	36	7	12	1	0	2	2	19	3	3	1	0	.385	.528	.333	.913	
Hernandez, Carlos	73	216	17	45	3	0	1	14	51	15	38	4	1	.265	.236	.208	.501	
Holst, Micah	7	3	2	1	0	0	0	0	1	0	1	0	1	.333	.333	.333	.666	
Kuzmic, Craig	47	143	16	40	5	4	1	17	56	18	46	5	2	.362	.392	.280	.754	
Linden, Todd	125	471	75	131	24	3	11	56	194	40	105	14	4	.356	.412	.278	.768	
Lunsford, James	69	206	20	59	10	1	2	20	77	17	33	0	1	.341	.374	.286	.715	
Mendoza, Carlos	9	24	3	6	2	0	0	0	8	0	4	0	0	.250	.333	.250	.583	
Minor, Damon	37	141	16	33	2	1	8	21	61	6	29	0	0	.278	.433	.234	.711	
Niekro, Lance	98	381	43	115	15	2	4	41	146	19	39	3	3	.334	.383	.302	.717	
Pecci, Jay	11	33	4	10	0	0	0	2	10	1	2	2	0	.324	.303	.303	.627	
Pernaletto, Marco	4	2	0	0	0	0	0	0	0	1	1	0	0	.333	.000	.000	.333	
Ransom, Cody	112	396	56	100	16	4	12	50	160	45	91	14	4	.331	.404	.253	.735	
Rodriguez, Guillermo	78	238	31	66	8	4	5	36	97	14	25	1	0	.329	.408	.277	.737	
Ryan, Rob	49	108	15	26	5	2	1	14	38	13	22	0	1	.317	.352	.241	.669	
Santos, Francisco	87	301	23	72	15	5	6	42	115	10	38	1	0	.261	.382	.239	.643	
Torcatto, Tony	107	423	36	125	18	2	3	48	156	6	33	4	0	.304	.369	.296	.673	
Valderama, Carlos	54	202	20	56	5	0	3	10	70	12	28	7	8	.324	.347	.277	.671	
Vitiello, Joe	23	75	9	16	5	0	0	3	21	8	9	0	0	.289	.280	.213	.569	

Player	W	L	ERA	G	GS	CG	SHO	SV	IP	H	R	ER	HR	HB	BB	SO	WHIP	GF
Ainsworth, Kurt	0	0	4.5	1	1	0	0	0	2.0	2	1	1	0	2	1	2.00		
Anderson, Jimmy	1	4	6.44	8	8	0	0	0	43.1	65	36	31	3	15	17	1.85		
Aybar, Manny	2	4	4.08	52	0	0	0	17	57.1	55	27	26	7	23	45	1.36		
Barcelo, Lorenzo	0	3	6.49	20	0	0	0	0	26.1	33	19	19	1	4	16	1.41		
Blank, Matt	1	2	4.19	8	8	0	0	0	43.0	49	22	20	4	12	30	1.42		
Bonser, Boof	1	2	3.13	4	4	0	0	0	23.0	12	13	8	4	8	28	1.09		
Brown, Elliot	3	3	4.62	12	5	0	0	0	37.0	37	21	19	5	13	12	1.35		
Christiansen, Jason	0	0	5.4	4	1	0	0	0	5.0	5	3	3	0	1	2	1.20		
Connelly, Steve	3	4	7.43	38	1	0	0	0	59.1	97	54	49	10	24	29	2.04		
Correia, Kevin	1	0	2.84	3	3	0	0	0	19.0	16	8	6	3	2	23	0.95		
Estrella, Luis	2	9	5.56	51	6	0	5	89.0	104	62	55	5	41	52	1.63			
Foppert, Jesse	0	0	1.8	1	1	0	0	0	5.0	3	1	1	0	0	9	0.60		
Garcia, James	1	3	4.18	7	4	0	0	0	23.2	23	12	11	3	12	22	1.48		
Horgan, Joe	7	7	5.67	55	0	0	3	74.2	80	51	47	9	30	65	1.47			
Jarvis, Matt	1	2	4.35	23	1	0	0	0	31.0	42	15	15	0	11	17	1.71		
Jensen, Ryan	1	10	5.3	27	18	0	0	0	103.2	114	70	61	14	36	50	1.45		
Johnson, Mike	4	3	3.72	30	4	0	1	65.1	58	31	27	5	26	56	1.29			
Lowry, Noah	1	0	2.37	4	4	0	0	0	19.0	15	5	5	0	6	13	1.11		
Montgomery, Matt	2	2	4.58	24	0	0	1	39.1	40	25	20	4	14	35	1.37			
Pickford, Kevin	9	8	5.09	25	25	0	0	145.0	169	91	82	15	56	64	1.55			
Powell, Brian	7	8	4.19	23	15	0	0	101.0	118	57	47	10	32	59	1.49			
Rueter, Kirk	0	0	0	1	1	0	0	0	4.2	1	0	0	0	2	6	0.64		
Urban, Jeff	3	10	5.24	29	19	0	0	127.0	166	83	74	11	47	87	1.68			
Vent, Kevin	0	0	14.9	6	0	0	0	9.2	20	17	16	1	6	7	2.69			
Williams, Jerome	4	2	2.68	10	1	1	0	57.0	52	19	17	3	16	40	1.19			
Zerbe, Chad	1	1	2.61	7	0	0	2	10.1	11	6	3	3	1	7	1.16			

2002 Season Review

Record: 57-87 (4th in division, 28.0 GB)

The Grizzlies were represented in the 2002 Triple-A All-Star game by RHP Manny Aybar and INF Edwards Guzman ... Aybar struck out the side in his inning of work • OF Tony Torcato was honored as the PCL Hitter of the Week for the week ending July 21 ... RHP Jerome Williams was named PCL Pitcher of the Week for the final week of the season • The Grizzlies had the worst overall record in the PCL ... In their first season at Chukchansi Park, the Grizzlies had the worst home record in the league (30-41) ... They also had the worst road record in the PCL (27-46) • Due to construction, Fresno began their "home" schedule with four games vs. Nashville at San Francisco's AT&T Park ... The Grizzlies opened Chukchansi Park (then called Grizzlies Stadium) on May 1 with a win over Tacoma • The Grizzlies scored 543 runs, the fewest in the PCL and the fewest of any club in team history • The Grizzlies finished with the lowest batting average (.257), OBP (.311), and SLG (.383) of any team in the PCL ... All of those marks were also worst in team history • The Grizzlies pitching staff allowed 649 runs, the fewest in team history • RHP Jerome Williams debuted for the Grizzlies at the age of 20, and he was the youngest player in the league at the time ... Williams made 28 starts and went 6-11 despite leading the team in strikeouts (130) and ranking eighth among PCL qualifiers in ERA (3.59) • RHP Manny Aybar tied a Grizzlies record and ranked third in the PCL with 24 saves • The 563,079 fans that came through the turnstiles in Chukchansi Park's first season is a franchise record.

Player	G	AB	R	H	2B	3B	HR	RBI	TB	BB	SO	SB	CS	OBP	SLG	AVG	OPS	E
Byas, Michael	20	55	5	11	0	2	0	4	15	5	15	4	1	.267	.273	.200	.267	
Nelson, Castro	28	94	8	17	1	2	2	5	28	3	20	7	1	.210	.298	.181	.210	
Clark, Doug	70	212	24	57	9	1	5	19	84	15	52	3	3	.330	.392	.269	.722	
Ellison, Jason	49	196	31	61	8	1	3	8	80	21	28	16	3	.389	.408	.311	.797	
Freire, Alejandro	46	146	12	40	7	1	3	7	58	14	28	0	0	.358	.397	.274	.755	
Goodwin, Tom	17	62	11	14	3	1	0	7	19	8	8	3	2	.314	.306	.226	.620	
Guzman, Edwards	112	390	45	116	22	0	5	55	153	16	26	1	3	.324	.392	.297	.716	
Jordan, Kevin	60	188	13	43	4	1	3	14	58	8	23	1	0	.267	.309	.229	.576	
Linden, Todd	29	100	18	25	2	1	3	10	38	20	35	2	0	.380	.380	.250	.760	
Lunsford, James	19	57	3	10	0	0	2	9	16	6	15	0	0	.258	.281	.175	.539	
Luther, Ryan	5	8	2	2	1	0	0	3	3	3	3	1	0	.462	.375	.250	.837	
McGowan, Sean	57	187	12	46	15	2	1	17	68	5	42	1	1	.272	.364	.246	.636	
Melo, Juan	135	479	67	132	28	2	16	63	212	33	93	6	7	.324	.443	.276	.767	
Minor, Damon	9	29	8	15	6	1	0	5	23	5	5	0	0	.588	.793	.517	1.381	
Nieckula, Aaron	11	23	2	2	0	0	0	1	2	0	9	1	0	.125	.087	.087	.212	
Pena, Angel	72	248	27	65	11	2	8	34	104	15	55	2	2	.301	.419	.262	.720	
Pernalet, Marco	92	260	29	69	4	1	5	25	90	13	58	1	1	.297	.346	.265	.643	
Powell, Dante	17	48	5	11	5	0	0	2	16	2	16	2	1	.260	.333	.229	.593	
Ransom, Cody	135	449	53	93	18	4	13	46	158	47	151	6	4	.283	.352	.207	.635	
Rodriguez, Guillermo	31	115	9	27	5	0	2	8	38	6	23	0	1	.299	.330	.235	.629	
Santos, Deivis	23	88	8	25	3	1	3	14	39	2	14	4	0	.297	.443	.284	.740	
Servias, Scott	4	8	1	3	0	0	0	0	3	1	0	0	0	.500	.375	.375	.875	
Shinjo, Suyoshi	2	7	0	0	0	0	0	0	0	1	1	0	0	.125	.000	.000	.125	
Simmons, Brian	91	319	45	93	18	4	11	40	152	34	76	7	4	.364	.476	.292	.840	
Torcato, Tony	130	490	64	142	23	3	13	64	210	29	65	4	6	.330	.429	.290	.759	
Zuniga, Tony	90	304	22	73	16	1	6	33	109	18	38	0	4	.287	.359	.240	.646	

Player	W	L	ERA	G	GS	CG	SHO	SV	IP	H	R	ER	HR	HB	BB	SO	WHIP	GF
Ainsworth, Kurt	8	6	3.41	20	19	1		0	116.0	101	49	44	7		43	119	1.24	
Aybar, Manny	1	4	3.75	45	0	0		25	50.1	46	24	21	6		18	53	1.27	
Brohawn, Troy	3	3	3.65	56	0	0		1	69.0	71	31	28	7		21	55	1.33	
Cannon, Jon	1	0	0	3	0	0		0	3.2	3	0	0	0		5	0	2.18	
Crabtree, Robbie	1	4	7.91	24	0	0		0	33.0	38	31	29	3		14	22	1.58	
Estrella, Luis	7	13	4.43	38	20	0		7	144.1	168	77	71	16		64	98	1.61	
Fernandez, Osvaldo	4	4	4.7	10	9	0		0	59.1	64	33	31	4		15	37	1.33	
Foppert, Jesse	3	6	3.99	12	12	0		0	79.0	71	37	35	12		35	109	1.34	
Fultz, Aaron	1	3	3.18	17	0	0		4	22.2	18	8	8	1		11	22	1.28	
Horgan, Joe	2	2	5.93	27	4	0		0	57.2	65	38	38	8		21	37	1.49	
Hutchison, Wesley	1	4	7.08	17	4	0		0	34.1	43	28	27	8		11	27	1.57	
Jarvis, Matt	3	2	3.03	20	0	0		1	29.2	31	10	10	2		10	29	1.38	
Nathan, Joe	6	12	5.6	31	25	1		0	146.1	167	97	91	20		74	117	1.65	
Pearson, Jason	0	0	3.75	34	0	0		0	36.0	35	20	15	5		16	28	1.42	
Schmidt, Jason	2	0	3	2	2	0		0	12.0	11	4	4	0		2	12	1.08	
Sparks, Steve	0	0	11.25	3	0	0		0	4.0	5	5	5	1		3	3	2.00	
Urban, Jeff	5	7	3.41	35	14	0		0	103.0	114	46	39	9		36	72	1.46	
Verplancke, Jeff	3	5	3.78	51	0	0		3	64.1	60	30	27	6		25	52	1.32	
Villano, Mike	0	1	12	4	0	0		1	3.0	3	4	4	0		4	2	2.33	
Williams, Jerome	6	11	3.59	28	28	0		0	160.2	140	76	64	16		50	130	2.60	
Witasick	0	0	4.5	2	2	0		0	2.0	1	1	1	0		1	2	1.00	
Zerbe, Chad	0	0	0	3	3	0		0	10.1	8	0	0	0		3	5	1.06	

YEAR BY YEAR

2001 Season Review

Record: 68-71 (2nd in division, 4.5 GB)

The Grizzlies were represented in the 2001 Triple-A All-Star game by SS Cody Ransom • Dante Powell (week ending May 13), 3B Tony Zuniga (June 3), C Yorvit Torrealba (July 8), OF Sean McGowan (July 29), 1B Damon Minor (August 26), and OF Jalal Leach (September 3) were honored as the PCL's Hitter of the Week during the season ... RHP Ryan Jensen was the league's Pitcher of the Week for week ending April 15 • The 2001 season was the Grizzlies final season at Beiden Field ... Total season attendance (292,886) was the lowest of any season in franchise history • RHP Robbie Crabtree tied his own Grizzlies record (set in 2000) with 63 appearances • 2B Juan Melo, 3B Tony Zuniga, and C Yorvit Torrealba led the PCL in putouts at their respective positions • RHP Joe Nathan established a franchise high when he allowed five home runs in a May 27th game against Tucson • The Grizzlies recorded fewer road wins than any team in the PCL ... Fresno's 24 road wins in 2001 are the fewest of any club in franchise history • The Grizzlies pitching staff hit 66 batters with pitches, a team record.

Player	G	AB	R	H	2B	3B	HR	RBI	TB	BB	SO	SB	CS	OBP	SLG	AVG	OPS	E
Byas, Michael	17	21	4	4	1	0	0	1	5	7	5	0	0	.393	.238	.190	.631	
Campusano, Carlos	13	22	1	3	1	0	0	3	4	0	5	0	0	.136	.182	.136	.318	
Castro, Nelson	6	23	3	3	1	0	0	1	4	1	5	0	0	.167	.174	.130	.341	
Chiaramonte, Giuseppe	37	100	11	21	6	0	2	12	33	4	19	0	1	.266	.330	.210	.596	
Crespo, Felipe	3	8	2	3	1	0	1	1	7	0	3	0	0	.375	.875	.375	1.250	
Estalella, Robert	6	22	3	7	1	0	1	4	11	1	9	0	0	.348	.500	.318	.848	
Fajardo, Alejandro	27	32	5	9	1	0	0	3	10	4	14	0	0	.361	.313	.281	.674	
Guzman, Edwards	18	72	13	26	3	2	0	11	33	4	3	0	1	.395	.458	.361	.853	
Hall, Justin	1	4	1	2	0	0	0	1	2	0	0	0	0	.500	.500	.500	1.000	
Leach, Jalal	130	467	68	133	30	3	16	70	217	31	94	13	6	.329	.465	.285	.794	
Magruder, Christopher	54	214	37	60	7	1	10	30	99	18	45	3	1	.354	.463	.280	.817	
McGowan, Sean	104	391	59	112	30	2	14	65	188	23	95	1	0	.328	.481	.286	.809	
Melo, Juan	100	375	46	117	22	4	9	55	174	19	64	9	9	.349	.464	.312	.813	
Minor, Damon	112	406	74	125	22	3	24	71	225	44	83	1	1	.380	.554	.308	.934	
Murray, Calvin	35	138	17	36	6	1	4	12	56	12	33	3	3	.322	.406	.261	.728	
Pernalete, Marco	32	101	9	31	7	2	2	11	48	10	22	1	0	.366	.475	.307	.841	
Powell, Dante	114	426	74	120	23	3	22	62	215	34	122	25	5	.339	.505	.282	.844	
Ransom, Cody	134	469	77	113	21	6	23	78	215	44	137	17	2	.303	.458	.241	.761	
Snow, J.T.	4	12	1	0	0	0	0	0	2	7	0	0	0	.143	.000	.000	.143	
Torcatto, Anthony	35	150	20	48	8	1	2	8	64	2	20	0	1	.329	.427	.320	.756	
Torrealba, Yorvit	115	394	56	108	23	3	8	36	161	19	65	2	3	.313	.409	.274	.722	
Tyler, Joshua	77	230	21	66	15	1	3	26	92	16	40	5	3	.344	.400	.287	.744	
Wright, Michael	2	8	2	3	0	0	1	3	6	0	2	0	0	.375	.750	.375	1.125	
Young, Travis	4	3	0	0	0	0	0	0	0	0	2	0	0	.000	.000	.000	.000	
Zuniga, Antonio	123	413	77	112	16	1	26	74	208	55	83	6	1	.363	.504	.271	.867	

Player	W	L	ERA	G	GS	CG	SHO	SV	IP	H	R	ER	HR	HB	BB	SO	WHIP	GF
Ainsworth, Kurt	10	9	5.07	27	26	0	0	0	149.0	139	91	84	22	54	157	1.30		
Andra, Jeffrey	1	3	6.38	9	6	0	0	0	36.2	50	32	26	8	14	22	1.75		
Arnold, James	1	4	5.92	44	3	0	0	9	76.0	96	58	50	13	36	56	1.74		
Brown, Elliot	2	2	7.86	8	7	0	0	0	34.1	61	32	30	4	18	21	2.30		
Connelly, Steve	2	3	3.68	33	0	0	4	58.2	47	26	24	2	2	23	40	1.19		
Crabtree, Robbie	8	10	3.69	63	0	0	6	114.2	115	56	47	11	34	99	1.30			
Embree, Alan	1	0	1.13	7	0	0	1	8.0	5	3	1	0	1	6	0.75			
Estrella, Luis	8	3	4.51	30	17	0	0	115.2	123	60	58	19	52	73	1.51			
Gardner, Mark	0	1	6.00	3	3	0	0	6.0	10	4	4	1	1	7	1.83			
Hasselhoff, Derek	2	0	3.86	25	0	0	8	28.0	24	19	12	6	14	24	1.36			
Horgan, Joe	0	0	5.87	3	1	0	0	7.2	11	5	5	1	3	5	1.83			
Jensen, Ryan	11	2	3.48	20	17	1	0	106.0	97	43	41	11	34	95	1.24			
Joseph, Kevin	0	1	7.56	5	0	0	0	8.1	9	7	7	0	4	2	1.56			
Knoll, Brian	0	3	7.18	22	9	0	0	62.2	88	52	50	12	29	47	1.87			
Nathan, Joe	0	5	7.77	10	10	0	0	46.1	63	47	40	13	33	21	2.07			
Riley, Michael	2	4	6.07	28	5	0	0	53.1	59	41	36	9	33	52	1.73			
Rizzo, Todd	4	4	4.26	49	0	0	6	63.1	66	35	30	6	36	58	1.61			
Santana, Julio	8	8	5.83	25	25	0	0	132.2	160	94	86	28	50	125	1.58			
Serafini, Daniel	1	1	10.32	7	0	0	0	11.2	17	14	13	2	9	9	2.23			
Verplancke, Jeff	2	1	2.92	8	0	0	1	12.2	9	4	4	1	6	13	1.18			
Vogelsong, Ryan	3	3	2.79	10	10	0	0	58.0	35	18	18	6	18	53	0.91			
Zerbe, Chad	3	4	3.55	17	0	0	5	25.2	28	13	10	2	9	17	1.44			

2000 Season Review

Record: 57-84 (4th in division, 31.0 GB)

The Grizzlies were represented in the 2000 Triple-A All-Star game by RHP Steve Connelly ... Connelly led the team in wins (8) and saves (9) in 43 relief appearances (59.2 IP) • C Guiseppe Chiramonte (week ending July 9), 3B Pedro Feliz (July 23), and 1B Damon Minor (August 27) were honored as the PCL's Hitter of the Week • 3B Pedro Feliz was named to the PCL end-of-season All-Star team • The Grizzlies pitching staff combined to post a 5.56 ERA, the second-highest in the PCL, and the highest mark of any staff in team history • Fresno earned more extra-inning wins (10) than any other team in the PCL • C Guiseppe Chiramonte hit four extra-inning home runs during the season, all before August • Grizzlies reliever Robbie Crabtree tied for the PCL lead with 63 games, a Fresno franchise record • 1B Damon Minor (106) and 3B Pedro Feliz (104) finished 3rd and 4th, respectively, in teh PCL in RBI ... It is only the second time two Grizzlies have collected 100+ RBI in the same season • 1B Damon Minor's 106 RBIs was then a Grizzlies franchise record while his 87 walks are still a team record • 3B Pedro Feliz established a franchise record with 33 home runs • OF Michael Byas finished second in the PCL with 36 stolen bases ... He also led the league by being caught stealing a Grizzlies-record 18 times during the season • The 2000 Grizzlies hit 10 grand slams, the most by any squad in franchise history.

Player	G	AB	R	H	2B	3B	HR	RBI	TB	BB	SO	SB	CS	OBP	SLG	AVG	OPS	E
Ball, Jeff	72	223	32	54	8	1	5	11	79	15	45	1	1	.305	.354	.242	.659	
Blosser, Gregory	18	44	4	7	3	0	0	8	10	7	9	2	0	.269	.227	.159	.496	
Byas, Michael	135	516	84	136	10	1	2	34	154	78	89	36	18	.360	.298	.264	.658	
Campusano, Carlos	2	3	0	0	0	0	0	0	0	0	1	0	0	.000	.000	.000	.000	
Castro, Nelson	67	244	27	62	7	2	5	20	88	14	51	10	4	.293	.361	.254	.654	
Chiaramonte, Giuseppe	122	443	70	113	30	6	24	79	227	47	81	2	1	.329	.512	.255	.841	
Fajardo, Alejandro	4	12	1	3	0	1	0	1	5	0	3	0	0	.250	.417	.250	.667	
Feliz, Pedro	128	503	85	150	34	2	33	105	287	30	94	1	1	.337	.571	.298	.908	
Glendenning, Michael	40	139	17	27	7	0	6	18	52	13	41	0	1	.265	.374	.194	.639	
Guzman, Edwards	115	421	52	118	24	1	6	52	162	17	43	1	5	.314	.385	.280	.699	
Jester, Joe	4	15	1	3	1	0	0	0	4	2	4	0	0	.294	.267	.200	.561	
Leach, Jalal	51	198	34	75	16	5	12	45	137	18	28	8	3	.431	.692	.379	1.123	
Lowery, Terrell	84	301	48	60	9	1	16	44	119	36	88	6	1	.289	.395	.199	.684	
Marval, Raul	50	159	15	33	5	0	2	12	44	10	23	4	5	.254	.277	.208	.531	
Melo, Juan	123	417	58	123	26	6	12	50	197	35	89	13	13	.353	.472	.295	.825	
Minor, Damon	133	482	84	140	27	1	30	106	259	87	97	0	0	.394	.537	.290	.931	
Summers, Jonathan	6	13	0	4	0	0	0	1	4	0	4	0	0	.308	.308	.308	.616	
Tatum, James	30	100	10	19	5	0	3	12	33	12	17	1	0	.281	.330	.190	.611	
Tyler, Joshua	78	212	24	58	10	1	0	11	70	24	29	12	4	.360	.330	.274	.690	
Williams, Keith	60	184	29	40	5	1	5	23	62	22	52	1	1	.313	.337	.217	.650	
Young, Travis	13	32	2	5	0	0	0	0	5	3	8	0	0	.229	.156	.156	.385	

Player	W	L	ERA	G	GS	CG	SHO	SV	IP	H	R	ER	HR	HB	BB	SO	WHIP	GF
Andra, Jeffrey	0	3	8.73	7	7	0	0	0	33.0	49	35	32	9		24	16	2.21	
Connelly, Steve	8	6	4.37	43	0	0	0	9	59.2	63	33	29	9		20	44	1.39	
Cox, Ryan	0	0	18.00	1	0	0	0	0	1.0	3	2	2	0		0	1	3.00	
Crabtree, Robbie	5	6	3.81	63	0	0	0	8	127.2	126	67	54	8		31	116	1.23	
Cumberland, Chris	0	3	9.93	9	4	0	0	0	29.0	40	32	32	12		15	10	1.90	
Davis, John	4	5	6.26	46	0	0	0	0	77.2	104	60	54	10		36	39	1.80	
Del Toro, Miguel	6	6	6.01	21	20	0	0	0	112.1	117	82	75	17		42	98	1.42	
Estes, Shawn	0	1	9.00	1	1	0	0	0	3.0	5	9	3	2		2	2	2.33	
Estrella, Luis	1	5	7.42	16	7	0	0	0	57.0	75	52	47	9		31	32	1.86	
Gunderson, Eric	2	1	5.01	13	0	0	2	2	23.1	34	18	13	2		7	14	1.76	
Jensen, Ryan	5	8	5.79	26	26	1	0	0	135.1	167	106	87	18		63	114	1.70	
Johnstone, John	0	0	0.00	1	1	0	0	0	2.0	0	0	0	0		1	1	0.50	
Knoll, Brian	3	4	6.24	10	10	0	0	0	62.0	76	46	43	13		19	36	1.53	
Linebrink, Scott	1	4	5.23	28	7	0	4	4	62.0	54	42	36	10		12	49	1.06	
Lynch, James	1	0	6.30	2	2	0	0	0	10.0	9	7	7	2		7	6	1.06	
McMullen, Michael	4	2	4.83	36	0	0	1	1	50.1	37	35	27	2		52	41	1.77	
Nathan, Joe	0	2	4.40	3	3	0	0	0	14.1	15	8	7	4		7	9	1.54	
Ray, Kenneth	0	0	7.45	7	0	0	0	0	9.2	13	10	8	4		8	8	2.17	
Riley, Michael	6	8	5.91	24	24	0	0	0	128.0	141	92	84	21		54	114	1.52	
Verdugo, Jason	0	5	8.60	11	7	0	0	0	30.2	44	32	29	10		11	20	1.81	
Verplancke, Jeff	0	0	1.80	1	0	0	0	0	5.0	3	1	1	0		2	6	1.00	
Weber, Ben	4	8	2.42	38	3	0	7	7	78.0	72	31	21	7		20	66	1.18	
Wojciechowski, Steven	0	4	6.75	13	8	0	0	0	44.0	66	38	33	5		23	37	2.02	
Zerbe, Chad	7	3	4.32	17	11	0	0	0	81.1	94	46	39	5		17	41	1.36	

YEAR BY YEAR

1999 Season Review

Record: 73-69 (2nd in division, 0.5 GB)

The Grizzlies were represented in the 1999 Triple-A All-Star game by RHP Cory Bailey • Felipe Crespo (May 10-16 and August 23-29) and Calvin Murray (August 2-8) were honored as PCL Batters of the Week • The 1998 and 1999 Grizzlies are the only Fresno teams to record back-to-back winning seasons • OF Calvin Murray was named PCL MVP, the only Grizzlies player to earn that honor • Calvin Murray was honored as one of three outfielders on the year-end PCL All-Star team • The Grizzlies had the best record in the PCL in one-run games ... Fresno was 20-14 in games decided by a single run during the 1999 season • Arguably the best offensive team in franchise history, the Grizzlies established franchise records in runs scored (849), AVG (.294), OBP (.360), and SLG (.469) • The Grizzlies led the PCL with 145 stolen bases • Grizzlies pitchers struck out 1,107 batters, a franchise record • Fresno finished last in the PCL with a .969 fielding percentage ... They committed a league-high 163 errors, still the most by any Grizzlies team in franchise history • Grizzlies starters Bronswell Patrick (33) and Aaron Fultz (32) ranked first and second, respectively, in the PCL in home runs allowed ... The pitching staff allowed 195 homers, a franchise high • RHP Joe Nathan hit his first career home run as a pitcher on July 9th ... The next night, RHP Ryan Jensen hit his first career home run, also against Las Vegas.

Player	G	AB	R	H	2B	3B	HR	RBI	TB	BB	SO	SB	CS	OBP	SLG	AVG	OPS	E
Byas, Michael	5	22	4	8	2	0	0	2	10	5	4	2	1	.481	.455	.364	.936	
Campusano, Carlos	16	46	2	13	2	0	0	3	15	2	9	0	0	.346	.326	.238	.672	
Canizaro, Jason	106	364	77	102	20	2	26	78	204	49	79	16	5	.364	.560	.280	.924	
Felipe, Crespo	112	385	98	128	27	5	24	84	237	78	73	71	8	.447	.616	.332	1.063	
Delgado, Wilson	57	213	28	64	10	3	1	33	83	18	35	4	2	.355	.390	.300	.745	
Faircloth, Chad	1	1	0	0	0	0	0	0	0	0	0	0	0	.000	.000	.000	.000	
Guzman, Edwards	90	358	48	98	13	0	7	48	132	17	50	6	5	.309	.369	.274	.678	
Leach, Jalal	116	371	58	109	19	5	15	75	183	27	67	8	7	.338	.493	.294	.831	
Martinez, Ramon E.	29	114	13	37	7	1	2	17	52	10	17	2	0	.376	.456	.325	.832	
Marval, Raul	97	280	41	84	15	1	7	46	122	16	48	2	3	.339	.436	.300	.775	
Mashore, Damon	110	347	62	91	20	1	20	69	173	38	98	7	3	.340	.499	.262	.839	
Mayers, Craig	62	169	19	44	12	0	3	16	65	9	26	1	1	.292	.385	.260	.677	
Mirabelli, Doug	86	320	63	100	24	1	14	51	168	48	56	8	2	.398	.525	.313	.923	
Mueller, Bill	3	12	3	5	0	1	0	6	7	0	0	0	0	.385	.583	.417	.968	
Murray, Calvin	130	584	122	183	31	7	23	73	297	49	88	42	14	.389	.542	.334	.931	
Rios, Armando	31	109	24	30	3	0	4	21	45	11	22	3	1	.363	.413	.275	.776	
Servias, Scott	3	11	3	3	1	1	0	2	6	0	1	0	0	.273	.545	.273	.818	
Tavarez, Jesus	2	6	0	1	0	0	0	0	1	0	0	0	0	.167	.167	.167	.334	
Torrealba, Yorvit	17	63	9	16	2	0	2	10	24	4	11	0	1	.319	.381	.254	.700	
Vogit, John	23	67	12	13	4	1	1	5	22	17	21	1	0	.360	.328	.194	.688	
Williams, Keith	89	294	46	83	23	3	11	50	145	34	50	4	2	.357	.493	.282	.850	
Woods, Ken	124	469	77	152	23	4	6	73	201	33	45	19	4	.366	.429	.324	.795	
Young, Travis	26	92	15	23	1	1	2	11	32	9	23	3	2	.333	.348	.250	.681	

Player	W	L	ERA	G	GS	CG	SHO	SV	IP	H	R	ER	HR	HB	BB	SO	WHIP	GF
Bailey, Cory	2	1	3.3	43	0	0	0	18	46.1	47	24	17	7	17	52	1.38		
Connelly, Steve	6	4	5.25	54	0	0	0	2	72.0	93	58	42	8	32	47	1.74		
Corps, Edwin	0	0	3.86	4	0	0	0	0	7.0	9	7	3	0	3	11	1.71		
Crabtree, Robbie	1	4	5.24	22	1	0	0	1	34.1	37	23	20	2	10	40	1.37		
Del Toro, Miguel	4	2	4.42	40	0	0	0	0	71.1	76	41	35	11	29	71	1.47		
Estrella, Luis	0	1	12.34	8	0	0	0	0	11.2	23	16	16	4	7	5	2.57		
Fultz, Aaron	9	8	4.98	37	20	1	0	0	137.1	141	87	76	32	51	151	1.40		
Grilli, Jason	7	5	5.54	19	1	0	0	0	100.2	124	69	62	22	39	76	1.62		
Jensen, Ryan	11	10	5.12	27	27	0	0	0	156.1	160	96	89	17	68	150	1.46		
McMullen, Mike	2	2	4.36	41	0	0	0	0	66.0	52	36	32	5	41	56	1.41		
Nathan, Joe	6	4	4.46	13	13	1	0	0	74.2	68	44	37	11	36	82	1.39		
Oropesa, Eddie	6	5	4.85	21	18	1	0	0	102.0	113	69	55	15	49	61	1.59		
Patrick, Bronswell	14	11	4.88	28	28	1	0	0	164.0	194	116	89	33	42	142	1.44		
Soderstrom, Steve	2	8	6.78	22	13	0	0	0	71.2	90	64	54	16	35	58	1.74		
Tavarez, Julian	0	0	2.25	4	1	0	0	0	8.0	3	2	2	1	3	9	0.75		
Verdugo, Jason	1	0	4.87	9	2	0	0	0	20.1	19	14	11	5	9	29	1.38		
Weber, Ben	2	4	3.34	51	0	0	0	8	86.1	78	34	32	6	28	67	1.23		

1998 Season Review

Record: 81-62 (1st in division)

The Grizzlies were represented in the 1998 Triple-A All-Star game by 1B Jeff Ball, RHP Chris Brock, RHP Jeff Darwin, and OF Armando Rios ... No other Grizzlies team has ever had more than 2 mid-season All-Stars • RHP Darin Blood was honored as the PCL Pitcher of the Week for the week ending July 21 • 1998 was the first season in its history that the PCL had more than 12 teams ... The PCL had 10 teams from 1978 to 1997 before expanding east • The 1998 Grizzlies are the only team in franchise history to qualify for the PCL postseason • The Grizzlies had the best home record in the PCL in their inaugural season, going 46-26 at Beiden Field • Fresno had separate winning streaks of 11 games, 10 games, and 8 games • Only one PCL team played more extra-inning games than Fresno's 15 ... The Grizzlies went 5-10 in games that lasted beyond nine innings • SS Wilson Delgado opened the 1998 season with a 19-game hitting streak • On May 17th, three Grizzlies hit home runs in the third inning against Tucson ... The next night, three Grizzlies hit home runs in the fifth inning of a win over the Toros • OF Dante Powell went 3-for-4 with 3 HR in a May 26th win over Edmonton, Fresno's 10th straight win • Seven different Grizzlies homered in a 7-inning, 15-7 win over Las Vegas on July 5th ... The seven roundtrippers are the most by any team in a single game in MiLB that year • RHP Steve Soderstrom won eight straight decisions from May 17th to August 2nd • OF Dante Powell's 284 putouts and 293 total chances led all PCL outfielders.

Player	G	AB	R	H	2B	3B	HR	RBI	TB	BB	SO	SB	CS	OBP	SLG	AVG	OPS	E
Ball, Jeff	124	456	81	135	29	0	21	80	227	55	86	5	2	.381	.498	.296	.879	
Bonds, Robert	18	25	6	4	0	00	2	4	10	0	9	0	0	.160	.400	.160	.560	
Canizaro, Jason	45	106	23	24	6	2	6	14	52	17	23	0	1	.336	.491	.226	.827	
Charles, Franklin	4	10	2	5	0	0	1	1	8	1	2	0	0	.545	.800	.500	1.345	
Cruz, Jacob	89	342	60	102	17	3	18	62	179	46	57	12	5	.393	.523	.298	.916	
Delgado, Wilson	127	512	87	142	22	2	12	63	204	52	92	9	5	.345	.398	.277	.743	
Diaz, Alexis	11	39	2	7	0	0	0	2	7	2	5	1	3	.214	.179	.179	.393	
Feliz, Pedro	3	7	1	3	1	0	1	3	7	1	0	0	0	.500	1.000	.429	1.500	
Guzman, Edwards	102	325	50	99	17	0	9	48	143	24	47	1	0	.357	.440	.305	.797	
Howard, Matt	117	406	70	113	21	0	2	36	140	40	34	10	6	.356	.345	.278	.701	
Johnson, Brian	5	19	4	6	1	0	2	3	13	1	5	0	0	.350	.684	.316	1.034	
Jones, Christopher	25	60	11	16	1	3	3	8	32	6	12	2	1	.333	.533	.267	.866	
Leach, Jalal	35	130	23	46	8	2	9	26	85	8	26	3	2	.388	.654	.354	.888	
Martinez, Ramon E.	98	364	58	114	21	2	14	59	181	38	42	0	3	.375	.497	.313	.872	
Mayes, Craig	34	101	14	28	4	0	2	16	38	9	14	0	1	.333	.376	.277	.709	
Mercedes, Henry	27	88	17	19	5	2	2	11	334	15	28	0	0	.337	.386	.216	.723	
Mirabelli, Doug	85	265	45	69	12	2	13	53	124	52	55	2	0	.386	.468	.260	.854	
Murray, Calvin	33	90	16	21	3	1	3	5	35	12	18	3	1	.324	.389	.233	.713	
Powell, Dante	134	448	83	103	17	3	14	52	168	71	138	41	9	.350	.375	.230	.725	
Rios, Armando	125	445	85	134	23	1	26	103	237	55	73	17	5	.378	.533	.301	.911	
Torrealba, Yorvit	4	11	1	2	1	0	0	1	3	1	4	0	0	.250	.273	.182	.523	
Tyler, Joshua	3	3	0	0	0	0	0	0	0	1	1	0	0	.250	.000	.000	.250	
Williams, Keith	113	353	47	103	23	2	19	68	187	18	74	0	1	.326	.530	.292	.856	
Woods, Ken	23	44	9	16	5	0	0	5	21	2	8	0	0	.404	.477	.364	.881	

Player	W	L	ERA	G	GS	CG	SHO	SV	IP	H	R	ER	HR	HB	BB	SO	WHIP	GF
Bailey, Cory	7	2	2.47	57	0	0		10	94.2	79	31	26	4		18	76	1.02	
Blood, Darin	4	5	4.66	19	19	1		0	114.0	138	63	59	9		37	63	1.54	
Brock, Chris	11	3	3.29	17	17	2		0	115.0	111	47	42	11		33	112	1.25	
Brohawn, Troy	10	8	5.25	30	19	0		0	121.2	144	75	71	18		36	87	1.48	
Crabtree, Robert	0	0	11.57	3	1	0		0	4.2	8	7	6	1		2	10	2.14	
Darwin, Jeffrey	2	6	6.79	56	0	0		24	54.1	69	44	41	18		10	45	1.45	
Estes, Shawn	1	0	1.80	1	1	0		0	5.0	3	1	1	1		3	6	1.20	
Frontera, Chad	1	2	3.66	4	4	0		0	19.2	15	8	8	2		8	13	1.17	
Fultz, Aaron	0	0	5.06	10	0	0		0	16.0	22	10	9	2		2	13	1.50	
Grilli, Jason	2	3	5.14	8	8	0		0	42.0	49	30	24	7		18	37	1.60	
Hartgraves, Dean	2	3	3.97	38	1	0		3	70.1	67	35	31	8		19	64	1.22	
Huisman, Richard	2	6	5.38	44	0	0		0	72.0	65	43	43	18		34	80	1.38	
Jensen, Ryan	0	0	4.76	2	1	0		0	5.2	4	5	3	2		4	6	1.41	
Mcmullen, Mike	1	0	5.40	2	0	0		0	3.1	2	2	2	0		2	2	1.20	
Morman, Alvin	2	0	4.15	4	1	0		0	4.1	7	2	2	1		0	3	1.62	
Ortiz, Russel	3	1	1.60	10	10	0		0	50.2	35	10	9	3		22	59	1.12	
Phillips, Randall	4	2	5.32	9	8	0		0	44.0	56	30	26	10		8	45	1.45	
Pickett, Cecil	1	1	3.86	5	0	0		0	7.0	6	4	3	1		14	11	2.86	
Plantenberg, Erik	4	5	4.42	53	1	0		1	77.1	78	45	38	6		43	67	1.56	
Roa, Joseph	12	9	5.17	27	27	2		0	162.0	192	102	93	26		32	97	1.38	
Rogers, Kevin	1	1	7.36	14	1	0		0	18.1	23	15	15	5		8	15	1.69	
Soderstrom, Steven	11	4	4.05	25	23	2		1	137.2	133	71	62	20		39	96	1.25	
Taulbee, Andrew	0	1	12.60	1	1	0		0	5.0	9	7	7	7		1	2	2.20	
Tavarez, Julian	0	0	19.29	1	0	0		0	2.1	6	5	5	0		0	1	2.58	

YEAR BY YEAR

Year-By-Year Team Totals

PCL Rank in Parentheses

Year	AVG	OBP	SLG	R	HR	SB
2012	.276 (9th)	.339 (9th)	.421 (11th)	710 (10th)	122 (10th)	64 (16th)
2011	.277 (13th)	.350 (13th)	.428 (13th)	735 (13th)	143 (8th)	209 (1st)
2010	.283 (4th)	.357 (T-3rd)	.428 (10th)	725 (13th)	118 (13th)	143 (1st)
2009	.275 (6th)	.337 (9th)	.436 (6th)	755 (5th)	150 (2nd)	88 (12th)
2008	.271 (10th)	.340 (12th)	.438 (11th)	726 (10th)	154 (9th)	114 (3rd)
2007	.286 (7th)	.350 (6th)	.445 (5th)	747 (8th)	140 (8th)	138 (3rd)
2006	.268 (9th)	.332 (14th)	.417 (9th)	712 (8th)	127 (6th)	86 (10th)
2005	.281 (7th)	.340 (13th)	.458 (5th)	774 (5th)	176 (2nd)	122 (5th)
2004	.281 (7th)	.344 (9th)	.429 (15th)	717 (13th)	133 (15th)	99 (7th)
2003	.273 (8th)	.328 (12th)	.385 (16th)	607 (15th)	90 (15th)	89 (10th)
2002	.257 (15th)	.311 (16th)	.383 (16th)	543 (16th)	106 (15th)	72 (15th)
2001	.277 (6th)	.332 (13th)	.453 (4th)	698 (8th)	170 (4th)	86 (8th)
2000	.262 (14th)	.332 (15th)	.423 (10th)	692 (13th)	162 (4th)	100 (12th)
1999	.294 (2nd)	.360 (3rd)	.469 (3rd)	849 (1st)	170 (4th)	145 (1st)
1998	.278 (10th)	.355 (4th)	.453 (4th)	815 (2nd)	184 (3rd)	106 (5th)

Year	ERA	K	BB	SV	HRA	E
2012	4.60 (7th)	949 (11th)	449 (6th)	33 (11th)	137 (9th)	135 (12th)
2011	5.03 (8th)	981 (11th)	550 (12th)	40 (5th)	141 (8th)	144 (14th)
2010	4.45 (8th)	997 (5th)	540 (13th)	37 (6th)	141 (T-8th)	117 (T-7th)
2009	4.67 (12th)	994 (7th)	454 (3rd)	32 (13th)	150 (15th)	133 (15th)
2008	4.93 (10th)	969 (10th)	542 (11th)	30 (12th)	160 (10th)	106 (4th)
2007	4.00 (2nd)	1,020 (4th)	440 (3rd)	36 (9th)	122 (2nd)	122 (9th)
2006	4.88 (14th)	1,015 (6th)	550 (14th)	31 (13th)	150 (14th)	135 (14th)
2005	4.84 (11th)	1,077 (4th)	569 (15th)	28 (14th)	162 (11th)	125 (8th)
2004	4.92 (11th)	881 (15th)	504 (12th)	27 (13th)	159 (8th)	123 (7th)
2003	4.88 (15th)	810 (13th)	444 (11th)	29 (16th)	122 (8th)	136 (14th)
2002	4.29 (6th)	1,031 (4th)	482 (12th)	41 (3rd)	131 (8th)	108 (2nd)
2001	5.03 (14th)	983 (9th)	497 (15th)	40 (3rd)	176 (2nd)	110 (1st)
2000	5.56 (15th)	920 (9th)	484 (7th)	31 (12th)	179 (15th)	162 (15th)
1999	4.92 (7th)	1,107 (1st)	499 (12th)	29 (12th)	195 (16th)	163 (16th)
1998	4.52 (5th)	1,011 (4th)	395 (1st)	39 (6th)	164 (13th)	126 (3rd)

Opening Day Lineups

All-Time Opening Day Record: 7-8

April 7, 1998

W, 5-4 vs. *Calgary*

CF Dante Powell
SS Wilson Delgado
RF Jacob Cruz
1B Jeff Ball
2B Ramon E. Martinez
DH Keith Williams
LF Armando Rios
C Doug Mirabelli
3B Edwards Guzman
P Chris Brock

April 8, 1998

L, 4-3 at *New Orleans*

CF Armando Rios
LF Calvin Murray
RF Damon Mashore
1B Keith Williams
3B Jack Voigt
C Doug Mirabelli
2B Jay Canizaro
SS Wilson Delgado
P Steve Soderstrom

April 6, 2000

W, 10-4 vs. *Sacramento*

CF Mike Byas
SS Juan Melo
RF Keith Williams
1B Damon Minor
LF Terrell Lowery
C Guiseppe Chiaramonte
3B Pedro Feliz
DH Greg Blosser
2B Raul Marval
P Ryan Jensen

April 5, 2001

L, 4-3 vs. *Iowa*

CF Dante Powell
SS Cody Ransom
C Edwards Guzman
1B Sean McGowan
RF Jalal Leach
3B Juan Melo
LF Chris Magruder
2B Nelson Castro
P Kurt Ainsworth

April 4, 2002

W, 8-0 at *Memphis*

CF Mike Byas
LF Tony Torcato
RF Brian Simmons
3B Tony Zuniga
C Edwards Guzman
1B Sean McGowan
SS Cody Ransom
2B Juan Melo
P Jeff Urban

April 3, 2003

W, 3-1 vs. *Tacoma*

CF Jason Ellison
LF Tony Torcato
3B Lance Niekro
DH Damon Minor
1B Joe Vitiello
RF Todd Linden
SS Cody Ransom
C Trey Lunsford
2B Carlos Hernandez

April 8, 2004

L, 8-4 at *Salt Lake*

3B Brian Dallimore
SS Jamie Athas
RF Todd Linden
LF Rob Stratton
DH Damon Minor
2B Dave Doster
1B Francisco Santos
C Trey Lunsford
CF Jason Ellison
P Adam Pettyjohn

April 7, 2005

L, 6-2 vs. *Tacoma*

LF Adam Shabala
2B Mickey Lopez
3B Brian Dallimore
1B Lance Niekro
RF Todd Linden
DH Mike Cervenak
CF Julio Ramirez
C Justin Knoedler
SS Jamie Athas
P Brian Cooper

April 6, 2006

L, 7-2 at *Las Vegas*

LF Fred Lewis
2B Kevin Frandsen
CF Dan Ortmeier
RF Todd Linden
1B Chad Santos
C Eliezer Alfonzo
3B Jed Hansen
SS Tomas De La Rosa
P Brad Hennessey

April 5, 2007

W, 9-4 vs. *Portland*

LF Fred Lewis
SS Ivan Ochoa
1B Chad Santos
3B Justin Leone
RF Nate Schierholtz
2B Tomas De La Rosa
C Guillermo Rodriguez
CF Clay Timpner
P Matt Palmer

April 3, 2008

L, 8-4 at *Portland*

CF Clay Timpner
2B Emmanuel Burriss
RF Nate Schierholtz
1B Scott McClain
LF John Bowker
3B Justin Leone
C Eliezer Alfonzo
SS Ivan Ochoa
P Matt Palmer

April 9, 2009

L, 6-1 vs. *Portland*

CF Mike McBryde
2B Matt Downs
SS Kevin Frandsen
1B Scott McClain
RF John Bowker
3B Ryan Rohlinger
LF Clay Timpner
C Steve Holm
P Matt Kinney

April 8, 2010

L, 5-4 at *Reno*

2B Brock Bond
3B Matt Downs
C Buster Posey
1B Brett Pill
LF Fred Lewis
SS Ryan Rohlinger
RF Joe Borcherd
CF Mike McBryde
P Kevin Pucetas

April 7, 2011

W, 11-1 vs. *Las Vegas*

CF Darren Ford
2B Emmanuel Burriss
3B Conor Gillaspie
1B Brett Pill
SS Ryan Rohlinger
RF Terry Evans
LF Thomas Neal
C Chris Stewart
DH Tyler Graham
P Ryan Vogelsong

April 5, 2012

W, 3-0 at *Tucson*

CF Tyler Graham
RF Francisco Peguero
3B Conor Gillaspie
1B Todd Linden
2B Charlie Culberson
LF Roger Kieschnick
SS Joaquin Arias
C Jackson Williams
P Ryan Vogelsong

San Francisco Giants Organization



Pablo Sandoval was one of 6 players to appear with the Fresno Grizzlies on MLB Rehab in 2012

Minor League Operations Personnel

Senior Vice President and General Manager	Brian Sabean
Vice President and Assistant General Manager	Dick Tidrow
Vice President and Assistant General Manager	Bobby Evans
Director, Minor League Operations/Quantitative Analysis.....	Yeshayah Goldfarb
Director, Player Development.....	Fred Stanley
Special Assistant to the GM.....	Felipe Alou
Special Assistant, Player Development.....	Shane Turner
Senior Consultant, Player Personnel.....	Jack Hiatt
Special Assistant, Player Development.....	Jim Davenport
Special Assistant, Player Development.....	Joe Amalfitano
Director of Arizona Minor League Operations.....	Alan Lee
Coordinator of Minor League Pitching.....	Bert Bradley
Coordinator of Minor League Hitting.....	Steve Decker
Coordinator of Minor League Trainers.....	Jay Williams
Coordinator of Minor League Strength and Conditioning	Geoff Head
Organizational Physical Therapist	Tony Reale
Roving Pitching Instructor.....	Lee Smith
Roving Infield Instructor	Jose Alguacil
Roving Catching Instructor.....	Kirt Manwaring
Roving Outfield/Baserunning Instructor.....	Henry Cotto
Spring Training Instructor	Shawon Dunston
Spring Training Instructor	Robb Nen
Spring Training Instructor	J.T. Snow
Spring Training Instructor	Will Clark
Manager of Player Personnel Administration.....	Clara Ho
Coordinator of Minor League Operations.....	Eric Flemming
Arizona Minor League Operations Assistant.....	Gabriel Alvarez

Minor League Affiliates

Richmond Flying Squirrels (AA)

Eastern League
The Diamond
3001 N. Boulevard
Richmond, VA 23230
(804) 359-3866
Chuck Domino, General Manager
Todd Parnell, Vice President

San Jose Giants (A+)

California League
Municipal Stadium
P.O. Box 21727
San Jose, CA 95151
(408) 297-1435
Daniel Orum, President & CEO
Mark Wilson, General Manager

Augusta GreenJackets (A)

South Atlantic League
Lake Olmstead Stadium
78 Milledge Road
Augusta, GA 30904
(706) 736-7889
Jeff Eisemann, President
Bob Flannery, General Manager

Salem-Keizer (Short-Season)

Northwest League
6700 Field of Dreams Way N.E.
Keizer, OR 97307
(503) 390-2225
Jerry Walker, President & General Manager
Bill Tucker, Co-Owner

Arizona Giants (Rookie)

Arizona Summer League
Giants Baseball Complex
8045 E. Camelback Road
Scottsdale, AZ 85251
(408) 990-0052

Dominican Summer League Giants (Rookie)

Fuerza Aerea Dominicana
Santo Domingo, Dominican Republic

2012 Organizational Leaders

Batter	Club	AVG	G	AB	R	H	HR	RBI	Pitcher	Club	W-L	ERA	IP	H	BB	SO
Bond, Brock	FRE	.332	106	337	59	112	1	31	Heston, Chris	RIC	9-8	2.24	148.2	124	40	135
Payne, Shawn	SJ	.309	118	414	67	128	6	59	Crick, Kyle	AUG	7-6	2.51	111.1	75	67	128
Perez, Juan	RIC	.302	126	483	65	146	11	53	Blackburn, Clayton	SJ	8-4	2.54	131.1	116	18	143
Jurica, Carter	SJ	.300	108	403	68	121	6	56	Escobar, Edwin	AUG	7-8	2.96	130.2	121	32	122
Lollis, Ryan	FRE	.300	125	493	76	148	8	60	Kickham, Michael	RIC	11-10	3.05	150.2	119	75	137
Panik, Joe	SJ	.297	130	535	93	159	7	76	Fitzgerald, Justin	RIC	7-8	3.22	164.2	134	60	130
Noonan, Nick	FRE	.296	129	490	65	145	9	62	Petit, Yusmeiro	FRE	7-7	3.46	166.2	178	36	153
Krill, Brett	AUG	.288	122	448	53	129	5	53	Davis, Paul	AUG	6-8	3.69	114.2	130	20	87
Hill, Kentrell	SK	.283	55	198	33	56	0	8	Hacker, Eric	FRE	12-6	4.01	150.1	149	43	103
Jones, Jonathan	GIA	.282	44	163	27	46	6	29	Westcott, Craig	RIC	11-10	4.09	165.0	181	57	68

Home Runs

1. Duvall, Adam	SJ	30
2. Oropesa, Ricky	SJ	16
3. Kieschnick, Roger	FRE	15
Parker, Jarrett	SJ	15
5. Gillaspie, Conor	FRE	14

RBI

1. Duvall, Adam	SJ	100
2. Oropesa, Ricky	SJ	98
3. Panik, Joe	SJ	76
4. Peguero, Francisco	FRE	68
5. Parker, Jarrett	SJ	67

Stolen Bases

1. Payne, Shawn	SJ	53
2. Galindo, Jesus	AUG	40
3. Tomlinson, Kelby	AUG	36
4. Brown, Gary	RIC	33
5. Ortiz, Randy	GIA	30

Wins

1. Hacker, Eric	FRE	12
Rogers, Taylor	SJ	12
3. Kickham, Michael	RIC	11
Westcott, Craig	RIC	11
5. 3 others tied with 10		

Saves

1. Hall, Cody	SJ	21
2. Hembree, Heath	FRE	15
Machi, Jean	FRE	15
4. Bochy, Brett	RIC	14
5. 2 others tied with 13		

Strikeouts

1. Petit, Yusmeiro	FRE	153
2. Blackburn, Clayton	SJ	143
3. Kickham, Michael	RIC	137
4. Heston, Chris	RIC	135
5. Fitzgerald, Justin	RIC	130

Batting	AVG	AB	R	H	HR	BB	SO	SB	CS	Pitching	W-L	ERA	H	CG	SHO	SV	HR	BB	SO
Fresno	.276	5051	710	1395	122	435	947	64	29	Richmond	70-71	3.51	1174	4	15	36	64	450	967
San Jose	.267	4809	755	1285	118	543	1176	93	40	Augusta	69-70	3.55	1145	1	13	38	55	476	1160
AZL Giants	.260	1929	314	501	19	220	509	96	24	AZL Giants	32-24	4.06	488	0	2	12	22	212	515
Richmond	.255	4675	519	1191	76	393	957	104	65	Salem-Keizer	32-44	4.38	701	0	2	19	55	266	646
Salem-Keizer	.247	2622	338	648	43	302	585	49	34	San Jose	75-65	4.47	1272	2	10	32	94	486	1018
Augusta	.240	4497	536	1080	52	428	1010	199	56	Fresno	74-70	4.60	1415	2	6	33	137	449	949

2012 Organizational Record

Team	W-L (Win%)
DSL Giants (Rookie)	42-28 (.600)
AZL Giants (Rookie)	32-24 (.571)
San Jose (A+)	75-65 (.536)
Fresno	74-70 (.521)
Richmond (AA)	70-71 (.496)
Augusta	69-70 (.496)
Salem-Keizer	32-44 (.421)
Total	394-372 (.514)

MLB Organizational Leaders

Team	W-L (Win%)
1. Seattle Mariners	496-408 (.550)
2. Colorado Rockies	428-357 (.545)
3. Los Angeles Dodgers	404-359 (.529)
4. Houston Astros	439-394 (.527)
5. Texas Rangers	401-363 (.525)
11. San Francisco Giants	394-372 (.514)

Richmond Flying Squirrels

2012 Record: 70-71

2013 Staff: Dave Machemer (Manager), Ross Grimsley (Pitching Coach), Ken Joyce (Hitting Coach), James Petra (Athletic Trainer), Brad Lawson (Strength & Conditioning Coach)

Player	POS	G	AB	R	H	2B	3B	HR	RBI	TB	BB	SO	SB	CS	OBP	SLG	AVG	OPS	E
Ehire Adrianza	SS	127	451	52	99	22	5	3	32	140	41	90	16	4	.289	.310	.220	.599	17
Luke Anders	1B	30	89	3	18	4	0	2	9	28	3	23	0	0	.226	.315	.202	.540	1
Gary Brown	CF	134	538	73	150	32	2	7	42	207	40	87	33	18	.347	.385	.279	.731	2
Ryan Cavan	2B	129	426	44	97	13	2	10	40	144	32	89	3	3	.283	.338	.228	.621	4
Juan Ciriaco	2B	33	93	7	19	1	1	1	11	25	7	12	4	1	.257	.269	.204	.526	4
Chris Dominguez	3B	49	188	17	42	9	0	2	19	57	7	50	3	0	.254	.303	.223	.557	4
John Eshleman	SS	3	0	1	0	0	0	0	0	0	2	0	0	0	1.000			1.000	
Wendell Fairley	LF	47	109	6	24	5	0	0	9	29	13	33	1	1	.306	.266	.220	.573	3
Jose Flores	3B	26	52	7	12	2	0	0	2	14	4	7	2	0	.305	.269	.231	.574	1
Wes Hodges	1B	41	139	14	37	10	1	3	15	58	5	26	1	0	.295	.417	.266	.712	0
Tommy Joseph	C	108	404	44	104	24	0	11	48	161	34	96	0	4	.317	.399	.257	.715	4
Nick Liles	OF	90	259	28	67	5	2	0	20	76	23	42	6	4	.324	.293	.259	.617	2
Daniel Mayora	3B	137	495	48	139	25	1	4	57	178	43	78	14	9	.345	.360	.281	.704	27
Mark Minicozzi	3B	81	282	35	80	19	0	8	45	123	32	64	1	2	.356	.436	.284	.792	6
Russell Mitchell	3B	47	140	21	29	10	0	2	12	45	25	41	0	2	.333	.321	.207	.655	1
Johnny Monell	C	108	323	39	83	27	1	11	50	145	41	84	2	2	.345	.449	.257	.794	4
Juan Perez	CF	126	483	65	146	26	4	11	53	213	22	85	18	15	.341	.441	.302	.782	5
Joel Weeks	C	58	146	14	34	4	0	2	19	44	16	34	0	1	.307	.301	.233	.608	7
Eliezer Zambrano	C	13	21	2	5	0	0	0	3	5	4	6	0	0	.385	.238	.238	.623	0

Player	W	L	ERA	G	GS	CG	SHO	SV	IP	H	R	ER	HR	HB	BB	SO	WHIP	HLD	GF
Brett Bochy	7	3	2.53	41	0	0	0	14	53.1	29	15	15	3	3	18	69	0.88	3	24
Jake Dunning	5	2	4.10	44	0	0	0	0	68.0	74	36	31	2	4	22	53	1.41	9	14
Jacob Dunnington	0	0	1.76	13	0	0	0	0	15.1	12	3	3	0	1	8	18	1.30	1	5
Justin Fitzgerald	7	8	3.22	28	28	0	0	0	164.2	134	68	59	8	8	60	130	1.18	0	0
Austin Fleet	2	3	3.83	41	0	0	0	4	56.1	72	26	24	0	5	21	54	1.65	3	15
Jose Flores	0	0	13.50	1	0	0	0	0	0.2	1	1	1	1	0	0	0	1.50	0	1
Chris Gloor	4	5	2.81	32	13	1	0	0	105.2	99	36	33	7	2	29	74	1.21	4	2
Chris Heston	9	8	2.24	25	25	1	0	0	148.2	124	43	37	2	4	40	135	1.10	0	0
Michael Kickham	11	10	3.05	28	27	1	1	0	150.2	119	57	51	8	2	75	137	1.29	0	0
Daryl Maday	3	6	3.11	43	3	0	0	13	84.0	81	36	29	7	2	16	73	1.15	3	24
Edwin Quirarte	3	1	3.18	39	0	0	0	2	45.1	41	23	16	1	3	14	24	1.21	5	25
Andy Reichard	1	3	5.65	12	7	0	0	0	36.2	41	24	23	7	0	14	20	1.50	0	1
Ari Ronick	1	2	7.93	35	1	0	0	1	36.1	45	35	32	5	0	21	23	1.82	4	12
Jason Stevenson	1	5	5.81	9	9	0	0	0	48.0	56	34	31	4	2	15	30	1.48	0	0
Tom Vessella	3	4	4.10	42	0	0	0	2	52.2	48	28	24	2	3	28	45	1.44	6	13
Joel Weeks	0	0	0.00	1	0	0	0	0	1.0	2	0	0	0	0	1	1	3.00	0	1
Craig Westcott	11	10	4.09	28	28	1	0	0	165.0	181	85	75	6	3	57	68	1.44	0	0
Chris Wilson	2	1	2.66	12	0	0	0	0	20.1	15	6	6	1	0	11	13	1.28	3	0

S.F. GIANTS

San Jose Giants

2012 Record: 75-65

2013 Staff: Andy Skeels (Manager), Michael Couchee (Pitching Coach), Lipso Nava (Hitting Coach), David Getsoff (Athletic Trainer), Dustin Brooks (Strength & Conditioning Coach)

Player	POS	G	AB	R	H	2B	3B	HR	RBI	TB	BB	SO	SB	CS	OBP	SLG	AVG	OPS	E
Luke Anders	1B	64	213	22	60	12	1	5	29	89	23	53	0	0	.358	.418	.282	.776	0
Jeff Arnold	C	12	35	6	15	4	0	0	8	19	1	9	1	0	.462	.543	.429	1.004	4
Alex Burg	3B	100	345	49	87	27	2	10	43	148	41	77	1	2	.341	.429	.252	.770	5
Dan Burkhardt	C	34	114	14	34	6	2	2	19	50	12	27	1	1	.362	.439	.298	.800	1
Adam Duvall	3B	134	534	101	138	24	4	30	100	260	47	116	8	2	.327	.487	.258	.814	29
Bobby Haney	SS	64	210	28	65	16	0	0	22	81	17	41	3	1	.359	.386	.310	.745	8
Devin Harris	LF	53	178	22	33	3	2	4	20	52	21	62	0	2	.277	.292	.185	.569	4
Aubrey Huff	1B	5	16	3	4	1	0	1	3	8	3	4	0	0	.368	.500	.250	.868	0
Carter Jurica	SS	108	403	68	121	19	3	6	56	164	43	74	6	4	.365	.407	.300	.772	16
Tyler LaTorre	C	1	3	1	0	0	0	0	0	0	1	2	0	0	.250	.000	.000	.250	1
Chris Lofton	CF	96	347	67	85	14	1	5	30	116	38	103	22	7	.320	.334	.245	.655	4
Ryan Lolis	RF	75	318	49	94	18	3	5	39	133	27	53	5	6	.347	.418	.296	.765	2
Brennan Metzger	OF	9	10	4	4	1	0	1	5	8	1	3	0	1	.600	.800	.400	1.400	0
Ricky Oropesa	1B	134	518	70	136	30	3	16	98	220	59	150	1	1	.338	.425	.263	.763	11
Jarrod Page	OF	38	135	16	21	3	2	1	10	31	10	47	6	2	.211	.230	.156	.441	1
Joe Panik	SS	130	535	93	159	27	4	7	76	215	58	54	10	4	.368	.402	.297	.770	17
Jarrett Parker	OF	122	409	71	101	21	7	15	67	181	70	175	28	6	.366	.443	.247	.809	5
Shawn Payne	OF	2	9	1	3	1	0	0	2	4	0	2	0	0	.333	.444	.333	.778	0
Freddy Sanchez	2B	3	10	1	4	0	0	0	3	4	0	1	0	0	.400	.400	.400	.800	0
Pablo Sandoval	3B	6	22	1	6	2	0	1	1	11	1	5	0	0	.304	.500	.273	.804	0
Skyler Stromsmoe	SS	22	75	7	20	3	1	0	8	25	15	16	1	1	.391	.333	.267	.725	3
Andrew Susac	C	102	361	58	88	16	3	9	52	137	55	100	1	1	.351	.380	.244	.731	14
Ydwin Villegas	SS	13	34	3	8	1	0	0	4	9	1	8	0	0	.250	.265	.235	.515	1

Player	W	L	ERA	G	GS	CG	SHO	SV	IP	H	R	ER	HR	HB	BB	SO	WHIP	HLD	GF
Mitchell Beacom	0	1	6.75	9	0	0	0	0	9.1	10	7	7	1	1	7	7	1.82	0	2
Drew Bowlin	3	1	3.97	36	0	0	0	1	34.0	30	16	15	2	2	21	39	1.50	4	13
Ryan Bradley	10	7	4.90	28	28	1	1	0	152.1	183	94	83	13	7	58	94	1.58	0	0
Edward Concepcion	4	3	6.10	46	1	0	0	2	48.2	41	38	33	2	3	37	51	1.60	5	13
Hector Correa	1	2	7.50	8	3	0	0	1	18.0	17	17	15	1	2	15	23	1.78	0	2
Cody Hall	1	1	3.24	9	0	0	0	1	8.1	12	6	3	0	0	4	10	1.92	1	4
Stephen Harrold	3	6	5.19	47	0	0	0	3	76.1	81	49	44	5	3	30	62	1.45	3	21
Heath Hembree	0	0	0.00	5	0	0	0	0	5.0	0	0	0	0	0	1	7	0.20	0	3
Tyler LaTorre	0	0	0.00	1	0	0	0	0	0.1	1	0	0	0	0	0	0	3.00	0	1
Kelvin Marte	2	1	3.47	10	7	0	0	0	36.1	36	15	14	2	3	8	27	1.21	0	1
Phil McCormick	3	1	3.48	61	0	0	0	1	51.2	46	21	20	1	1	20	54	1.28	22	8
Josh Osich	0	2	3.62	27	2	0	0	1	32.1	34	14	13	1	0	11	34	1.39	3	6
Brad Penny	0	0	0.00	2	1	0	0	0	2.0	2	1	0	0	0	1	1	1.50	0	0
Taylor Rogers	12	11	4.13	28	27	0	0	0	152.2	169	82	70	11	8	57	118	1.48	1	0
Luis Rojas	0	0	3.38	6	0	0	0	0	8.0	7	3	3	1	0	8	9	1.88	2	1
Seth Rosin	2	1	4.31	34	5	0	0	10	56.1	49	29	27	6	1	18	68	1.19	1	16
Dan Runzler	0	2	6.00	3	2	0	0	0	3.0	3	3	2	1	0	1	1	1.33	1	0
Danny Sandbrink	2	0	3.67	12	3	0	0	0	34.1	35	20	14	1	0	17	26	1.51	0	1
Shawn Sanford	6	8	5.15	40	12	0	0	2	101.1	113	64	58	12	3	28	65	1.39	5	7
Justin Schumer	7	4	4.87	27	23	1	0	0	140.1	152	81	76	16	16	36	88	1.34	0	0
Jack Snodgrass	10	8	4.62	27	26	0	0	0	146.0	159	84	75	7	3	57	92	1.48	0	0
Jose Valdez	6	4	2.83	53	0	0	0	7	57.1	52	18	18	4	3	28	78	1.40	10	28
Craig Whitaker	0	0	3.52	13	0	0	0	0	15.1	11	7	6	2	4	5	22	1.04	2	3
Chris Wilson	3	2	3.27	36	0	0	0	3	41.1	29	15	15	5	2	18	42	1.14	11	8

Augusta GreenJackets

2012 Record: 69-70

2013 Staff: Mike Goff (Manager), Steve Kline (Pitching Coach),
Hector Borg (Hitting Coach), Garret Havig (Athletic Trainer),
Adam Vish (Strength & Conditioning Coach)

Player	POS	G	AB	R	H	2B	3B	HR	RBI	TB	BB	SO	SB	CS	OBP	SLG	AVG	OPS	E
Jeff Arnold	C	75	240	26	57	19	1	3	23	87	23	72	1	1	.325	.363	.238	.687	4
Elliott Blair	OF	76	240	29	49	14	0	3	19	72	19	62	11	2	.290	.300	.204	.590	1
Garrett Buechele	3B	75	267	19	67	10	1	3	27	88	13	42	1	1	.307	.330	.251	.637	9
Jose Cuevas	3B	99	344	46	73	20	0	6	33	111	29	58	18	7	.281	.323	.212	.604	14
John Eshleman	SS	17	57	6	12	2	0	0	3	14	5	11	0	0	.274	.246	.211	.520	4
Jose Flores	3B	85	324	44	87	21	1	2	37	116	29	53	4	5	.323	.358	.269	.681	17
Jesus Galindo	CF	66	250	39	63	8	3	0	23	77	24	49	40	11	.333	.308	.252	.641	7
Devin Harris	LF	50	188	22	46	8	4	8	39	86	22	56	2	3	.325	.457	.245	.783	1
Wes Hodges	1B	23	88	10	20	5	0	2	7	31	2	21	0	0	.244	.352	.227	.597	1
Charles Jones	OF	23	86	7	8	3	0	1	7	14	5	44	0	0	.161	.163	.093	.324	1
Brett Krill	OF	122	448	53	129	26	2	5	53	174	20	79	8	6	.335	.388	.288	.724	3
Michael Mergenthaler	CF	30	106	7	18	3	0	1	9	24	9	36	3	0	.237	.226	.170	.464	3
Mark Minicozzi	3B	15	52	4	13	4	0	2	10	23	6	15	0	0	.317	.442	.250	.759	0
Shawn Payne	OF	116	405	66	125	19	6	6	57	174	61	71	53	3	.413	.430	.309	.842	6
Travious Relaford	SS	2	7	0	1	0	0	0	0	1	0	3	0	0	.143	.143	.143	.286	2
Alberto Robles	2B	13	42	4	7	0	0	0	1	7	1	8	2	0	.205	.167	.167	.371	0
Myles Schroder	C	24	62	10	11	1	0	1	3	15	6	25	2	1	.271	.242	.177	.513	6
Eric Sim	C	17	51	8	10	2	0	1	6	15	7	15	1	0	.305	.294	.196	.599	3
Joseph Staley	C	71	213	25	49	13	2	2	23	72	42	66	5	0	.365	.338	.230	.703	6
Ben Thomas	1B	100	379	36	92	14	1	5	49	123	20	71	2	0	.281	.325	.243	.606	11
Kelby Tomlinson	SS	123	450	57	101	9	4	1	36	121	53	105	36	11	.309	.269	.224	.578	22
Carlos Willoughby	2B	71	198	18	42	5	3	0	18	53	32	48	10	5	.325	.268	.212	.592	7

Player	W	L	ERA	G	GS	CG	SHO	SV	IP	H	R	ER	HR	HB	BB	SO	WHIP	HLD	GF
Demondre Arnold	5	2	5.43	32	0	0	0	0	56.1	55	34	34	1	6	48	45	1.83	2	8
Bryce Bandilla	2	4	3.05	11	9	0	0	0	44.1	44	26	15	1	0	28	48	1.62	0	0
Andrew Berger	1	3	5.11	28	0	0	0	1	37.0	39	22	21	2	0	22	36	1.65	2	16
Joe Biagini	0	4	7.41	9	9	0	0	0	34.0	36	33	28	4	0	29	36	1.91	0	0
Keith Blodeau	1	1	8.87	19	0	0	0	1	23.1	38	23	23	4	1	12	24	2.14	2	11
Clayton Blackburn	8	4	2.54	22	22	0	0	0	131.1	116	47	37	3	8	18	143	1.02	0	0
Kevin Couture	2	7	2.74	37	9	0	0	1	82.0	85	34	25	6	2	24	54	1.33	4	10
Kyle Crick	7	6	2.51	23	22	0	0	0	111.1	75	39	31	1	12	67	128	1.28	0	0
Paul Davis	6	8	3.69	30	15	0	0	1	114.2	130	59	47	5	4	20	87	1.31	1	6
Jacob Dunnington	1	0	4.50	11	0	0	0	0	10.0	8	5	5	1	0	5	14	1.30	3	4
Edwin Escobar	7	8	2.96	22	22	0	0	0	130.2	121	57	43	7	7	32	122	1.17	0	0
Cody Hall	3	0	1.60	36	0	0	0	20	39.1	36	7	7	0	5	12	54	1.22	0	31
Tyler Hess	0	0	0.00	4	0	0	0	0	6.1	2	0	0	0	0	0	6	0.32	0	2
Derek Law	5	2	2.91	32	0	0	0	2	55.2	45	20	18	6	2	23	67	1.22	6	8
Christopher Marlowe	1	9	4.20	30	14	0	0	2	83.2	66	47	39	5	5	59	86	1.49	1	9
Adalberto Mejia	10	7	3.97	30	14	1	0	0	106.2	122	57	47	4	4	21	79	1.34	0	2
Steven Neff	5	1	3.81	45	0	0	0	1	75.2	82	37	32	4	8	29	86	1.47	11	12
Danny Sandbrink	0	0	1.35	3	3	0	0	0	13.1	13	4	2	0	0	1	4	1.05	0	0
Kyle Vazquez	5	4	4.94	29	0	0	0	9	27.1	26	17	15	0	2	14	28	1.46	2	18
Scotty Walker	0	0	2.53	7	0	0	0	0	10.2	6	5	3	1	0	12	13	1.69	2	1

Salem-Keizer Volcanoes

2012 Record: 32-44

2013 Staff: Gary Davenport (Manager), Jerry Cram (Pitching Coach),
Ricky Ward (Hitting Coach), Andrew Benning (Athletic Trainer), Allan
Williamson (Strength & Conditioning Coach)

Player	POS	G	AB	R	H	2B	3B	HR	RBI	TB	BB	SO	SB	CS	OBP	SLG	AVG	OPS	E
Stephen Branca	SS	40	153	15	38	7	0	3	14	54	11	34	3	0	.299	.353	.248	.652	6
Trevor Brown	C	33	122	10	27	8	0	0	12	35	13	16	1	1	.297	.287	.221	.584	1
Andrew Cain	RF	44	140	19	34	6	1	2	13	48	18	49	5	1	.338	.343	.243	.680	0
Mitchell Delfino	3B	41	167	15	45	12	0	0	19	57	9	34	2	0	.315	.341	.269	.656	9
Jean Delgado	SS	7	20	1	3	0	0	0	1	3	2	5	0	1	.227	.150	.150	.377	2
Matthew Duffy	SS	47	182	31	45	4	0	1	16	52	26	22	10	1	.361	.286	.247	.647	13
Sam Eberle	C	36	105	10	26	4	0	0	12	30	17	22	0	1	.344	.286	.248	.630	5
Kentrell Hill	LF	55	198	33	56	8	0	0	8	64	40	50	8	10	.404	.323	.283	.727	2
Ryan Jones	2B	60	198	20	45	8	0	1	20	56	22	35	2	3	.307	.283	.227	.589	8
Charles Jones	CF	67	236	42	57	13	0	6	31	88	37	68	4	0	.351	.373	.242	.724	2
Michael Mergenthaler	CF	39	139	27	31	7	2	3	19	51	16	25	0	0	.308	.367	.223	.675	3
Brennan Metzger	LF	38	105	20	22	6	0	1	6	31	21	15	6	2	.394	.295	.210	.689	1
Bryan Nicholson	1B	3	9	0	2	0	0	0	1	2	2	4	0	0	.364	.222	.222	.586	0
Joseph Rapp	1B	64	239	34	65	11	1	11	42	111	33	73	1	1	.375	.464	.272	.839	5
Dashenko Ricardo	C	47	162	13	41	5	1	2	17	54	4	34	0	3	.268	.333	.253	.601	9
Rafael Rodriguez	LF	43	162	9	38	10	1	3	20	59	9	31	7	7	.287	.364	.235	.652	0
Mac Williamson	RF	29	114	22	39	8	0	7	25	68	6	19	0	0	.392	.596	.342	.988	1
Stephen Yarrow	3B	53	171	17	34	6	1	3	12	51	16	49	0	3	.263	.298	.199	.561	7

Player	W	L	ERA	G	GS	CG	SHO	SV	IP	H	R	ER	HR	HB	BB	SO	WHIP	HLD	GF
Joe Biagini	2	4	4.27	14	12	0	0	0	59.0	54	32	28	5	3	18	63	1.22	1	0
Keith Bilodeau	1	1	3.60	22	0	0	0	2	40.0	40	21	16	6	0	15	37	1.38	7	6
Jorge Bucardo	0	0	6.55	8	0	0	0	0	11.0	14	10	8	1	1	2	7	1.45	0	2
Kendry Flores	1	3	4.46	10	8	0	0	0	42.1	44	26	21	4	0	11	34	1.30	0	0
Ian Gardeck	2	2	4.20	19	0	0	0	0	30.0	22	19	14	0	1	24	45	1.53	1	9
Matthew Graham	4	0	2.60	22	0	0	0	0	27.2	19	10	8	1	6	21	21	1.45	0	6
Joan Gregorio	7	7	5.54	16	16	0	0	0	76.1	85	49	47	9	3	23	69	1.41	0	0
Stephen Johnson	0	2	4.66	17	0	0	0	2	19.1	19	11	10	2	0	12	19	1.60	0	9
Chris Johnson	0	2	6.84	16	6	0	0	0	48.2	56	40	37	7	2	11	47	1.38	0	0
Joseph Kurrasch	0	2	10.80	3	0	0	0	0	5.0	7	6	6	0	1	3	3	2.00	0	0
Cameron Lamb	2	1	2.42	9	3	0	0	0	22.1	17	8	6	0	1	6	16	1.03	0	1
Mason McVay	1	0	1.19	18	0	0	0	1	30.1	23	4	4	0	1	13	43	1.19	4	1
Lorenzo Mendoza	0	4	4.96	14	10	0	0	1	49.0	64	27	27	5	3	9	45	1.49	0	1
Tyler Mizenko	3	0	1.99	24	0	0	0	13	31.2	27	9	7	0	0	5	29	1.01	0	20
Raymundo Montero	3	4	4.38	11	11	0	0	0	49.1	58	28	24	5	4	17	38	1.52	0	0
Franklin Noel	1	1	5.40	7	0	0	0	0	11.2	14	9	7	1	0	5	9	1.63	0	3
Steven Okert	2	0	2.36	15	0	0	0	0	26.2	26	9	7	0	4	11	22	1.39	3	2
Armando Paniagua	1	1	4.78	19	0	0	0	0	26.1	34	18	14	2	2	16	32	1.90	5	7
Mario Rodriguez	0	3	7.94	4	4	0	0	0	17.0	26	15	15	3	0	4	8	1.76	0	0
Gaspar Santiago	0	0	1.59	15	0	0	0	0	22.2	14	4	4	1	4	16	22	1.32	2	7
Chris Stratton	0	1	2.76	8	5	0	0	0	16.1	14	6	5	1	2	10	16	1.47	1	0
Randall Zeigler	0	4	8.53	14	1	0	0	0	19.0	24	21	18	2	5	14	21	2.00	2	2

Pacific Coast League

The Grizzlies had nine walk-off wins in 2012, including this April 16th victory over the Tacoma Rainiers. Eli Whiteside provided the game-winning hit.



Pacific Coast League

Established in 1903

One Chisholm Trail, Suite 4200
Round Rock, TX 78681
Phone: (512) 310-2900
Fax: (512) 310-8300

www.PCLBaseball.com



PACIFIC COAST LEAGUE

President Branch B. Rickey
Director, Administration Melanie Fiore
Director, Baseball Operations Dwight Hall
Assistant, Public Relations & Operations Matt Lundgren

2012 Final Standings

Pacific

Southern Division

Sacramento	86-58	.597	---
Las Vegas	79-64	.552	6.5
Fresno	74-70	.514	12.0
Tucson	56-88	.389	30.0

Northern Division

Reno	81-63	.563	---
Colorado Springs	75-69	.521	6.0
Salt Lake	73-71	.507	8.0
Tacoma	63-81	.438	18.0

American

Southern Division

Albuquerque	80-64	.556	---
Oklahoma City	78-65	.545	1.5
New Orleans	73-67	.521	5.0
Round Rock	69-75	.479	11.0

Northern Division

Omaha	83-61	.576	---
Nashville	67-77	.465	16.0
Memphis	57-87	.396	26.0
Iowa	53-87	.379	28.0

2012 Playoff Results

Pacific Conference Championship:
American Conference Championship:
PCL Championship:
Gildan Triple-A National Championship:

Reno defeated Sacramento, 3 games to 2
Omaha defeated Albuquerque, 3 games to 2
Reno defeated Omaha, 3 games to 1
Reno defeated Pawtucket, 10-3

2012 Award Winners

Most Valuable Player
Pitcher of the Year
Rookie of the Year
Manager of the Year

Adam Eaton
John Ely
Adam Eaton
Lorenzo Bundy

Reno
Albuquerque
Reno
Albuquerque

Batting Leaders

Batter	Club	AVG	G	AB	R	H
Eaton, Adam	REN	.381	119	488	119	186
Wheeler, Ryan	REN	.351	93	362	56	127
McBride, Matt	COL	.344	108	439	73	151
Elmore, Jake	REN	.344	108	419	95	144
Cervenak, Mike	NEW	.340	101	371	61	126
Bond, Brock	FRE	.332	106	337	59	112
Falu, Irving	OMA	.329	88	365	69	120
Castellanos, Alex	ALB	.328	94	344	74	113
Gyorko, Jedd	TUC	.328	92	369	62	121
Van Slyke, Scott	ALB	.327	95	358	68	117

Pitching Leaders

Pitcher	Club	W-L	ERA	IP	H	BB	SO
Ely, John	ALB	14-7	3.20	168.2	150	36	165
Petit, Yusmeiro	FRE	7-7	3.46	166.2	178	36	153
Dickson, Brandon	MEM	5-11	3.63	141.1	151	27	104
Verdugo, Ryan	OMA	12-4	3.75	136.2	114	67	118
Banwart, Travis	SAC	9-5	3.85	128.2	132	37	99
Smith, Greg	SL	9-10	3.97	138.1	136	38	83
Billings, Bruce	SAC	7-6	3.98	133.1	126	39	117
Hand, Brad	NEW	11-7	4.00	148.1	129	75	141
Hacker, Eric	FRE	12-6	4.01	150.1	149	43	103
Koehler, Tom	NEW	12-11	4.17	151.0	154	61	138

Other Batting Leaders

PCL Leader first, Grizzlies Leader second

Hits			Home Runs			RBI		
Eaton, Adam	REN	186	Hessman, Mike	OKC	35	Sands, Jerry	ALB	107
Noonan, Nick	FRE	145	Kieschnick, Roger	FRE	15	Peguero, Francisco	FRE	68
Stolen Bases			Runs			Games		
Eaton, Adam	REN	38	Eaton, Adam	REN	119	Navarro, Eflen	SL	141
Stromsmoe, Skyler	FRE	13	Noonan, Nick	FRE	65	Noonan, Nick	FRE	129
OBP			SLG			At-Bats		
Eaton, Adam	REN	.456	Brown, Andrew	COL	.597	Borbon, Julio	RR	533
Bond, Brock	FRE	.422	Linden, Todd	FRE	.449	Noonan, Nick	FRE	490

Other Pitching Leaders

PCL Leader first, Grizzlies Leader second

Wins			Saves			Strikeouts		
Ely, John	ALB	14	Wall, Josh	ALB	28	Ely, John	ALB	165
Hacker, Eric	FRE	12	Machi, Hembree	FRE	15	Petit, Yusmeiro	FRE	153
Games			Games Finished			Complete Games		
Gil, Jerry	LAS	58	Brasier/Wall	SL/ALB	48	Lyons, Tyler	MEM	3
Lively, Mitch	FRE	53	Machi, Jean	FRE	34	Petit, Kown	FRE	1
Innings Pitched			WHIP			AVG Against		
Shoemaker, Matt	SL	176.2	Ely, John	ALB	1.10	Verdugo, Ryan	OMA	.227
Petit, Yusmeiro	FRE	166.2	Hacker, Eric	FRE	1.28	Hacker, Eric	FRE	.264

2013 Playoff Format

All series are best-of-five. Champions of all four divisions qualify for post-season play.

Conference Championship Series: September 4-8

September 4:	American Conference North @ South
September 5:	AC North @ South
September 6:	AC South @ North
September 7:	AC South @ North*
September 8:	AC South @ North*

Pacific Conference South @ North
PC South @ North
PC North @ South
PC North @ South*
PC North @ South*

PCL Championship: September 10-15

September 10:	Pacific Conference Champion @ American Conference Champion
September 11:	PC @ AC
September 12:	AC @ PC
September 13:	AC @ PC
September 14:	AC @ PC

Gildan Triple-A National Championship (IL vs. PCL)

September 17 at Coca-Cola Park (Allentown, PA; home of the IL's Lehigh Valley IronPigs)

*indicates if necessary

PCL

Albuquerque Isotopes

Affiliate: Los Angeles Dodgers (2009)



All-Time Results

Year	Overall	Home	Road
1998	---		
1999	---		
2000	---		
2001	---		
2002	---		
2003	3-1	3-1	
2004	1-3	---	1-3
2005	2-2	2-2	---
2006	1-3	---	1-3
2007	3-1	3-1	---
2008	3-1	---	3-1
2009	2-2	2-2	---
2010	3-1	---	3-1
2011	1-3	1-3	---
2012	2-2	---	2-2
Total	21-19	11-9	10-10

President Ken Young
 General Manager..... John Traub
 Media Contact Laura Verillo
 Radio Broadcaster..... TBA

Field Staff
 Manager Lorenzo Bundy
 3rd season with Albuquerque
 150-138 (.521)
 12th season overall
 678-706 (.490)
 Pitching Coach Glenn Dishman
 Hitting Coach Franklin Stubbs
 Athletic Trainer..... TBA

2012 Game-By-Game

Date	W/L	Score	WP	LP
5/21	L	2-3	Ledezma	Machi
5/22	L	7-8	St. Clair	Munter
5/23	W	10-7	Burres	Nieve
5/24	W	12-5	Hacker	Savage

Isotopes Park Information
 Opened..... 2003
 Capacity..... 11,124
 Address . 1601 Avenida Cesar Chavez SE
 Albuquerque, NM 87106

PCL

Series Facts

Most Runs, Game

By Grizzlies 15, 3x (Last: 15-10, 8/12/11 at ALB)
 By Albuquerque 13, 2x (Last: 13-6, 7/29/08 at ALB)

Widest Margin Victory

By Grizzlies 14 (15-1, 8/1/06 at ALB)
 By Albuquerque 8 (13-5, 6/2/03 at FRE)

Longest Winning Streak

By Grizzlies 4, 2x (Last: 8/9/10-8/12/11)
 By Albuquerque 5, 2x (Last: 8/13/11-5/22/12)

Last Sweep

By Grizzlies N/A
 By Albuquerque N/A

Colorado Springs Sky Sox

Affiliate: Colorado Rockies (1993)



All-Time Results

Year	Overall	Home	Road
1998	6-2	3-1	3-1
1999	5-3	2-2	3-1
2000	1-2	---	1-2
2001	5-3	3-1	2-2
2002	4-4	2-2	2-2
2003	3-1	3-1	---
2004	2-2	---	2-2
2005	11-5	8-0	3-5
2006	7-9	4-4	3-5
2007	8-8	6-2	2-6
2008	8-8	5-3	3-5
2009	10-6	4-4	6-2
2010	10-6	5-3	5-3
2011	4-12	2-6	2-6
2012	11-5	6-2	5-3
Total	95-76	53-31	42-45

President/GM..... Tony Ensor
Media Contact Mike Hobson
Radio Broadcaster..... Dan Karcher

Field Staff

Manager Glenallen Hill
1st season with Col. Springs
1st season overall
Pitching Coach Dave Shuler
Hitting Coach Dave Hajek
Athletic Trainer..... Jeremy Moeller

Security Service Field Information

Opened..... 1998
Capacity..... 9,000
Address 4385 Tutt Blvd
Colorado Springs, CO 80922

2012 Game-By-Game

Date	H/R	W/L	Score	WP	LP
4/26	H	W	3-0	Blackley	White
4/27	H	L	0-6	Gonzalez	Burres
4/28	H	W	3-1	Kown	Torres
4/29	H	W	4-3	Loux	Gonzalez
5/4	R	W	7-6	Otero	Putnam
5/5	R	W	7-4	Kontos	Scahill
5/6	R	L	5-6	Ekstrom	Otero
5/25	H	L	1-5	Gonzalez	Sanford
5/26	H	W	1-0	Petit	Scahill
5/27	H	W	8-3	Stevenson	De La Rosa
5/28	H	W	10-8	Burres	Chatwood
7/28	R	L	1-10	White	Kown
7/29	R	W	4-3	Petit	Cabrera
7/29	R	W	9-1	Loux	Brooks
7/30	R	L	4-9	Schmidt	Stevenson
7/31	R	W	7-3	Otero	Riordan

Series Facts

Most Runs, Game

By Grizzlies 14, 2x (Last: 14-4, 5/3/10 at CSP)
By Col. Springs 24 (24-6, 5/29/11 at CSP)

Widest Margin Victory

By Grizzlies 11 (14-3, 5/17/08 at FRE)
By Col. Springs 18 (24-6, 5/29/11 at CSP)

Longest Winning Streak

By Grizzlies 8 (8/7/04-6/26/05)
By Col. Springs 6, 2x (Last: 6/1/11-7/24/11)

Last Sweep

By Grizzlies 7/20-7/23/07 at FRE
By Albuquerque 5/27-5/30/11 at CSP

PCL

Iowa Cubs

Affiliate: Chicago Cubs (1981)



All-Time Results

Year	Overall	Home	Road
1998	3-5	1-3	2-2
1999	2-5	2-1	0-4
2000	3-1	3-1	---
2001	2-6	2-2	0-4
2002	4-4	3-1	1-3
2003	1-3	1-3	---
2004	2-2	---	2-2
2005	2-2	---	2-2
2006	1-3	1-3	---
2007	0-4	---	0-4
2008	4-0	4-0	---
2009	3-1	---	3-1
2010	1-3	1-3	---
2011	1-3	---	1-3
2012	1-3	1-3	---
Total	30-45	19-20	11-25

President/GM..... Sam Bernabe
Media Contact Randy Wehofer
Radio Broadcaster..... Randy Wehofer

Field Staff
Manager Marty Pevey
1st season with Iowa
11th season overall
644-617 (.511)

Pitching Coach Mike Mason
Hitting Coach Brian Harper
Athletic Trainer..... Nick Frangella

Principal Park Information
Opened..... 1992
Capacity..... 11,000
Address One Line Drive
Des Moines, IA 50309

2012 Game-By-Game

Date	H/R	W/L	Score	WP	LP
5/8	H	L	2-13	Rusin	Hacker
5/9	H	W	8-7	Loux	Maine
5/10	H	L	1-10	Wells	Petit
5/11	H	L	5-6	Wood	Yourkin

Series Facts

Most Runs, Game

By Grizzlies 13 (13-12, 7/27/98 at FRE)
By Iowa 23 (23-2, 7/30/00 at FRE)

Widest Margin Victory

By Grizzlies 8, 3x (11-3, 4/28/08 at FRE)
By Iowa 21 (23-2, 7/30/00 at FRE)

Longest Winning Streak

By Grizzlies 5 (4/28/08-5/21/09)
By Iowa 5, 3x (Last: 5/21/06-5/11/07)

Last Sweep

By Grizzlies 4/28-5/1/08 at FRE
By Iowa 5/8-5/11/07 at IOW

Affiliate: New York Mets (2013)



Year	Overall	Home	Road
1998	9-7	5-3	4-4
1999	10-6	4-4	6-2
2000	6-8	3-4	3-4
2001	7-9	5-3	2-6
2002	6-10	3-5	3-5
2003	6-10	2-6	4-4
2004	8-8	5-3	3-5
2005	8-8	3-5	5-3
2006	5-11	3-5	2-6
2007	10-6	5-3	5-3
2008	6-9	4-4	2-5
2009	6-10	3-5	3-5
2010	6-10	3-5	3-5
2011	10-6	5-3	5-3
2012	6-10	3-5	3-5
Total	109-128	56-63	53-65

Executive DirectorDon Logan
General Manager..... Chuck Johnson
Media ContactJim Gemma
Radio Broadcaster..... Russ Langer

Manager Wally Backman
1st season with Las Vegas
11th season overall
601-564 (.516)
Pitching Coach Randy St. Claire
Hitting Coach George Greer
Athletic Trainer Joe Golla

Opened..... 1983
Capacity..... 9,334
Address850 Las Vegas Blvd. North
Las Vegas, NV 89101

Date	H/R	W/L	Score	WP	LP
4/9	R	W	9-3	Petit	Richmond
4/10	R	W	10-5	Vogelsong	Pino
4/11	R	L	4-14	Chavez	Burres
4/12	R	W	8-5	Hacker	Murphy
6/7	H	L	6-9	Laffey	Stevenson
6/8	H	W	5-4	Otero	Crawford
6/9	H	L	2-4	Carpenter	Hacker
6/10	H	L	7-8	Murphy	Yourkin
7/16	R	L	6-9	Chavez	Stevenson
7/17	R	L	4-5	O'Sullivan	Edlefsen
7/18	R	L	5-11	Hill	Kown
7/19	R	L	9-10	Gil	Bonsor
7/24	H	L	3-4	Everts	Runzler
7/25	H	W	12-1	Hacker	Redding
7/26	H	W	2-1	Stevenson	Murphy
7/27	H	L	5-8	O'Sullivan	Tanner

Most Runs, Game

By Grizzlies	18 (18-7, 6/6/05 at LV)
By Las Vegas	17 (17-11, 6/27/10 at FRE)

By Grizzlies	13 (15-2, 8/28/99 at FRE)
By Las Vegas	12 (12-0, 7/4/01 at FRE)

By Grizzlies 7, 2x (Last: 6/7/11-4/10/12)
By Las Vegas 8, (7/15/02-8/20/02)

By Grizzlies	8/20-8/23/11 at LV
By Las Vegas	7/16-7/19/12 at LV

Memphis Redbirds

Affiliate: St. Louis Cardinals (1998)



All-Time Results

Year	Overall	Home	Road
1998	5-3	2-2	3-1
1999	4-4	3-1	1-3
2000	1-3	1-3	---
2001	1-3	---	1-3
2002	4-4	1-3	3-1
2003	0-4	---	0-4
2004	3-1	3-1	---
2005	3-1	---	3-1
2006	3-1	3-1	---
2007	2-2	---	2-2
2008	1-3	1-3	---
2009	2-2	---	2-2
2010	2-2	2-2	---
2011	1-3	---	1-3
2012	3-1	3-1	---
Total	33-37	17-17	16-20

2012 Game-By-Game

Date	H/R	W/L	Score	WP	LP
8/5	H	L	2-9	Miller	Stevenson
8/6	H	W	2-1	Machi	Marte
8/7	H	W	6-4	Hacker	Gast
8/8	H	W	7-6	Rodriguez	Gaub

General Manager..... Ben Weiss
Media Contact Michael Whitty
Radio Broadcaster..... Steve Selby

Field Staff
Manager Ron "Pop" Warner
2nd season with Memphis
57-87 (.396)
10th season overall
586-591 (.498)
Pitching Coach Bryan Eversgerd
Hitting Coach Mark Budaska
Athletic Trainer..... Jeremy Clipperton

AutoZone Park Information
Opened..... 1998
Capacity..... 14,384
Address 200 Union Ave
Memphis, TN 38103

PCL

Series Facts

Most Runs, Game

By Grizzlies 17 (17-16, 8/7/06 at FRE)
By Memphis 16 (16-17, 8/7/06 at FRE)

Widest Margin Victory

By Grizzlies 9 (10-1, 8/6/06 at FRE)
By Memphis 10 (11-1, 5/25/02 at FRE)

Longest Winning Streak

By Grizzlies 5 (7/31/05-8/7/06)
By Memphis 4 (6/9-6/12/03)

Last Sweep

By Grizzlies N/A
By Memphis 6/9-6/12/03 at MEM

Nashville Sounds

Affiliate: Milwaukee Brewers (2005)



All-Time Results

Year	Overall	Home	Road
1998	6-2	3-1	3-1
1999	3-5	1-3	2-2
2000	2-2	2-2	---
2001	4-4	2-2	2-2
2002	4-4	3-1	1-3
2003	3-1	---	3-1
2004	2-2	2-2	---
2005	3-1	---	3-1
2006	1-3	1-3	---
2007	1-3	---	1-3
2008	0-4	0-4	---
2009	2-2	---	2-2
2010	2-2	2-2	---
2011	1-3	---	1-3
2012	2-2	2-2	---
Total	36-40	18-22	18-18

VP/General Manager.....Brad Tammen
Media ContactDoug Scopel
Radio Broadcaster.....Jeff Hem

Field Staff
Manager Mike Guerrero
2nd season with Nashville
67-77 (.465)
18th season overall
896-739 (.548)
Pitching Coach Fred Dabney
Hitting Coach.....Bob Skube
Athletic Trainer..... Aaron Hoback

Herschel Greer Stadium Information
Opened..... 1978
Capacity..... 10,139
Address 534 Chestnut St.
Nashville, TN 37203

2012 Game-By-Game

Date	H/R	W/L	Score	WP	LP
8/1	H	L	5-7	Sanchez	Rodriguez
8/2	H	W	4-3	Munter	Rivas
8/3	H	W	10-5	Kown	Burgos
8/4	H	L	1-9	Vargas	Petit

Series Facts

Most Runs, Game

By Grizzlies 10, 3x (Last: 10-5, 8/3/12 at FRE)
By Nashville 15 (15-9, 8/3/08 at FRE)

Widest Margin Victory

By Grizzlies 7 (8/15/99 at NAS)
By Nashville 8, 2x (Last: 9-1, 8/4/12 at FRE)

Longest Winning Streak

By Grizzlies 4, 2x (Last: 6/7/03-5/25/04)
By Nashville 9 (7/25/07-8/15/09)

Last Sweep

By Grizzlies N/A
By Nashville 8/3-8/6/08 at FRE

PCL

New Orleans Zephyrs

Affiliate: Miami Marlins (2009)



All-Time Results

Year	Overall	Home	Road
1998	2-6	1-3	1-3
1999	2-6	2-2	0-4
2000	1-3	---	1-3
2001	3-3	2-2	1-1
2002	2-6	0-4	2-2
2003	2-2	---	2-2
2004	2-2	2-2	---
2005	2-2	2-2	---
2006	1-3	---	1-3
2007	4-0	4-0	---
2008	1-3	---	1-3
2009	3-1	3-1	---
2010	3-1	---	3-1
2011	1-3	1-3	---
2012	1-3	---	1-3
Total	30-44	17-19	13-25

Owner/President..... Donald Beaver
 General Manager..... Mike Schline
 Media Contact Dave Sachs
 Radio Broadcaster..... Tim Grubbs

Field Staff

Manager Ron Hassey
 2nd season with New Orleans
 73-67 (.521)
 5th season overall
 252-305 (.452)
 Pitching Coach Charlie Corbell
 Hitting Coach Damon Minor
 Athletic Trainer..... Chris Olson

2012 Game-By-Game

Date	H/R	W/L	Score	WP	LP
8/10	R	W	9-2	Petit	Villanueva
8/11	R	L	3-4	Koehler	Stevenson
8/12	R	L	2-4	Turner	Bonser
8/13	R	L	1-2	Poveda	Hacker

Zephyr Field Information

Opened..... 1997
 Capacity..... 10,000
 Address 6000 Airline Dr.
 Metairie, LA 70003

PCL

Series Facts

Most Runs, Game

By Grizzlies 12 (9/3/01 at NO)
 By New Orleans 14, 2x (Last: 8/8/09 at FRE)

Widest Margin Victory

By Grizzlies 9 (9-0, 8/5/09 at FRE)
 By New Orleans 13 (14-1, 6/16/00 at NO)

Longest Winning Streak

By Grizzlies 5 (8/5/07-5/6/08)
 By New Orleans 5, 2x (Last: 8/14/98-4/11/99)

Last Sweep

By Grizzlies 8/5-8/8/07 at FRE
 By New Orleans 5/7-5/10/02 at FRE

Oklahoma City RedHawks

Affiliate: Houston Astros (2011)



All-Time Results

Year	Overall	Home	Road
1998	3-5	2-2	1-3
1999	3-5	2-2	1-3
2000	1-4	---	1-4
2001	4-4	3-1	1-3
2002	3-5	2-2	1-3
2003	0-4	---	0-4
2004	1-3	1-3	---
2005	1-3	1-3	---
2006	1-3	---	1-3
2007	1-3	1-3	---
2008	2-2	---	2-2
2009	1-3	1-3	---
2010	4-0	---	4-0
2011	2-2	2-2	---
2012	1-3	---	1-3
Total	28-49	15-21	13-28

President/GM.....Michael Byrnes
Media ContactAlex Freedman
Radio Broadcaster.....Alex Freedman

Field Staff
Manager Tony DeFrancesco
3rd season with Oklahoma City
131-132 (.498)
19th season overall
1,231-1,085 (.532)
Pitching Coach Steve Webber
Hitting Coach.....Leon Roberts
Athletic Trainer.....Mike Freer

Chickasaw Bricktown Ballpark Information
Opened..... 1998
Capacity..... 13,066
Address 2 S. Mickey Mantle Drive
Oklahoma City, OK 73104

2012 Game-By-Game

Date	H/R	W/L	Score	WP	LP
8/14	R	L	3-4	Abad	Kown
8/15	R	L	1-7	Oberholtzer	Petit
8/16	R	W	5-1	Stevenson	Owens
8/17	R	L	2-3	Bass	Tanner

Series Facts

Most Runs, Game

By Grizzlies 14 (14-8, 5/14/98 at FRE)
By Oklahoma City 17, 2x (Last: 17-9, 6/6/99 at OKC)

Widest Margin Victory

By Grizzlies 9, 2x (Last: 10-1, 8/14/01 at FRE)
By Oklahoma City 13 (17-4, 6/3/99 at OKC)

Longest Winning Streak

By Grizzlies 5 (5/15/10-5/23/11)
By Oklahoma City 6 (7/28/04-5/16/05)

Last Sweep

By Grizzlies 5/15-5/18/10 at OKC
By Oklahoma City 8/15-8/18/03 at OKC

PCL

Omaha Storm Chasers

Affiliate: Kansas City Royals (1969)



All-Time Results

Year	Overall	Home	Road
1998	6-2	4-0	2-2
1999	6-2	3-1	3-1
2000	3-1	3-1	---
2001	3-5	3-1	0-4
2002	4-4	2-2	2-2
2003	0-4	0-4	---
2004	2-2	---	2-2
2005	2-2	---	2-2
2006	4-0	4-0	---
2007	2-2	---	2-2
2008	3-1	3-1	---
2009	2-2	---	2-2
2010	2-2	2-2	---
2011	2-2	---	2-2
2012	2-2	2-2	---
Total	43-33	26-14	17-19

President/GM..... Martie Cordaro
Media Contact Andrew Mitchell
Radio Broadcaster..... Mark Nasser

Field Staff
Manager Mike Jirschele
14th season with Omaha
925-944 (.495)
17th season overall
1,138-1,060 (.518)

Pitching Coach Larry Carter
Hitting Coach..... Tommy Gregg
Athletic Trainer..... Dave Iannicca

Werner Park Information
Opened..... 2011
Capacity..... 9,023
Address 1202 Bert Murphy Ave
Omaha, NE 68107

2012 Game-By-Game

Date	H/R	W/L	Score	WP	LP
5/12	H	L	1-10	Teaford	Burres
5/13	H	W	7-1	Hacker	Coleman
5/14	H	L	5-8	Hottovy	Hembree
5/15	H	W	6-4	Otero	Hardy

Series Facts

Most Runs, Game

By Grizzlies 16 (16-9, 7/24/99 at OMA)
By Omaha 13 (13-7, 5/3/08 at FRE)

Widest Margin Victory

By Grizzlies 10 (11-1, 4/16/98 at FRE)
By Omaha 9 (10-1, 5/12/12 at FRE)

Longest Winning Streak

By Grizzlies 6 (5/26/05-5/12/07)
By Omaha 4, 2x (Last: 6/17-6/20/03)

Last Sweep

By Grizzlies 5/22-5/25/06 at FRE
By Omaha 6/17-6/20/03 at FRE

Reno Aces

Affiliate: Arizona Diamondbacks (2009)



All-Time Results

Year	Overall	Home	Road
1998	---		
1999	---		
2000	---		
2001	---		
2002	---		
2003	---		
2004	---		
2005	---		
2006	---		
2007	---		
2008	---		
2009	9-7	5-3	4-4
2010	7-9	4-4	3-5
2011	8-8	5-3	3-5
2012	9-7	5-3	4-4
Total	33-31	19-13	14-18

General Manager..... Rick Parr
Media ContactShannon Siders
Radio Broadcaster..... Ryan Radtke

Field Staff
Manager Brett Butler
5th season with Reno
306-268 (.533)
8th season overall
464-417 (.527)
Pitching CoachMike Parrott
Hitting Coach.....Greg Gross
Athletic Trainer.....Joe Metz

Aces Ballpark Information
Opened..... 2009
Capacity..... 9,000
Address 250 Evans Ave
Reno, NV 89501

2012 Game-By-Game

Date	H/R	W/L	Score	WP	LP
4/17	H	W	4-2	Hacker	Martinez
4/18	H	L	6-7	Albaladejo	Loux
4/19	H	W	10-8	Rodriguez	Woodall
4/20	H	W	5-2	Blackley	DeMark
6/27	R	L	3-6	Brewer	Petit
6/28	R	W	11-8	Lively	Enright
6/29	R	L	3-11	Kroenke	Kown
8/22	R	W	5-3	Otero	Gorgen
8/23	R	L	2-5	DeMark	Rodriguez
8/24	R	W	2-0	Lively	Cabrera
8/25	R	L	7-8	Lewis	Runzler
8/26	R	W	6-3	Petit	Kroenke
8/27	H	L	3-4	Lewis	Otero
8/28	H	W	4-3	Rodriguez	Henry
8/29	H	W	5-4	Penny	Martinez
8/30	H	L	4-5	Cabrera	Kown

Series Facts

Most Runs, Game

By Grizzlies 14, 2x (Last: 14-2, 4/11/10 at REN)
By Reno 16 (16-4, 7/19/11 at REN)

Widest Margin Victory

By Grizzlies 12 (14-2, 4/11/10 at REN)
By Reno 12 (16-4, 7/19/11 at REN)

Longest Winning Streak

By Grizzlies 6 (4/27-5/11/09)
By Omaha 7 (7/27/09-4/9/10)

Last Sweep

By Grizzlies 7/30-8/2/11 at FRE
By Omaha 9/4-9/7/09 at REN

PCL

Round Rock Express

Affiliate: Texas Rangers (2011)



All-Time Results

Year	Overall	Home	Road
1998	---		
1999	---		
2000	---		
2001	---		
2002	---		
2003	---		
2004	---		
2005	1-3	1-3	---
2006	2-2	---	2-2
2007	4-0	4-0	---
2008	2-2	---	2-2
2009	3-1	3-1	---
2010	1-3	---	1-3
2011	0-4	0-4	---
2012	4-0	---	4-0
Total	17-15	8-8	9-7

President Dave Fendrick
 Executive VP/GM George King
 Media Contact Jill Cacic
 Radio Broadcaster..... Mike Capps

Field Staff

Manager Bobby Jones
 3rd season with Round Rock
 156-132 (.542)
 24th season overall
 1,583- (.527)
 Pitching Coach Brad Holman
 Hitting Coach Scott Coolbaugh
 Athletic Trainer..... Jason Roberts

2012 Game-By-Game

Date	H/R	W/L	Score	WP	LP
5/17	R	W	10-5	Munter	Hamburger
5/18	R	W	5-2	Burres	Jackson
5/19	R	W	10-4	Hacker	Ramirez
5/20	R	W	11-5	Kown	Perez

The Dell Diamond Information

Opened..... 2000
 Capacity..... 11,722
 Address 3400 E. Palm Valley Blvd
 Round Rock, TX 78664

PCL

Series Facts

Most Runs, Game

By Grizzlies 12 (12-3, 5/12/09 at FRE)
 By Round Rock 16 (16-1, 7/24/08 at RR)

Widest Margin Victory

By Grizzlies 9 (12-3, 5/12/09 at FRE)
 By Round Rock 15 (16-1, 7/24/08 at RR)

Longest Winning Streak

By Grizzlies 7 (7/28/06-7/23/08)
 By Round Rock 6 (8/6/10-8/19/11)

Last Sweep

By Grizzlies 5/17-5/20/12 at RR
 By Round Rock 8/16-8/19/11 at FRE

Sacramento River Cats

Affiliate: Oakland A's (2000)



All-Time Results

Year	Overall	Home	Road
1998	---		
1999	---		
2000	3-13	1-7	2-6
2001	9-7	5-3	4-4
2002	8-8	4-4	4-4
2003	5-11	3-5	2-6
2004	5-11	3-5	2-6
2005	5-11	2-6	3-5
2006	6-10	3-5	3-5
2007	6-10	1-7	5-3
2008	8-8	5-3	3-5
2009	5-11	3-5	2-6
2010	8-8	6-2	2-6
2011	10-6	5-3	5-3
2012	5-11	4-4	1-7
Total	83-125	45-59	38-66

General Manager..... Jeff Savage
Media Contact Zak Basch
Radio Broadcaster..... Johnny Duskow

Field Staff

Manager Steve Scarfone
1st season with Sacramento
7th season overall
410-424 (.492)
Pitching Coach Rick Rodriguez
Hitting Coach Greg Sparks
Athletic Trainer..... Brad LaRosa

Raley Field Information

Opened 2000
Capacity 14,414
Address 400 Ballpark Drive
West Sacramento, CA 95691

2012 Game-By-Game

Date	H/R	W/L	Score	WP	LP
5/29	R	L	2-4	Scribner	Otero
5/30	R	L	1-3	Banwart	Sanford
5/31	R	W	2-1	Kontos	De Los Santos
6/1	R	L	7-10	Castro	Lively
6/11	H	W	3-2	Lively	Farquhar
6/12	H	W	8-7	Rodriguez	Castro
6/13	H	L	1-6	Griffin	Burres
6/19	R	L	2-5	Griffin	Lively
6/20	R	L	7-10	Godfrey	Hacker
6/21	R	L	0-6	Straily	Yourkin
6/22	R	L	1-2	Farquhar	Otero
7/4	H	L	4-18	Ross	Kown
7/5	H	W	9-8	Munter	Figueroa
7/6	H	L	0-12	Straily	Yourkin
7/7	H	L	3-6	Leon	Lively
7/8	H	W	8-6	Edlefsen	Banwart

Series Facts

Most Runs, Game

By Grizzlies 14 (14-6, 8/24/11 at FRE)
By Sacramento 24 (24-10, 8/25/06 at FRE)

Widest Margin Victory

By Grizzlies 12 (13-1, 6/18/01 at FRE)
By Sacramento 16 (19-3, 6/17/09 at FRE)

Longest Winning Streak

By Grizzlies 6 (7/4-7/16/11)
By Sacramento 9, 2x (Last: 6/29-8/23/06)

Last Sweep

By Grizzlies 7/4-7/6/11 at FRE
By Sacramento 6/19-6/22/12 at SAC

PCL

Salt Lake Bees

Affiliate: Los Angeles Angels (2001)



All-Time Results

Year	Overall	Home	Road
1998	6-10	5-4	1-6
1999	6-9	3-5	3-4
2000	6-10	3-5	3-5
2001	5-3	3-1	2-2
2002	2-6	1-3	1-3
2003	9-6	4-4	5-2
2004	6-10	2-6	4-4
2005	6-10	4-4	2-6
2006	5-11	1-7	4-4
2007	11-5	7-1	4-4
2008	7-9	5-3	2-6
2009	11-5	4-4	7-1
2010	6-10	4-4	2-6
2011	9-7	4-4	5-3
2012	11-5	5-3	6-2
Total	106-116	55-58	51-58

Vice President/GM..... Marc Amicone
Media Contact Hannah Lee
Radio Broadcaster..... Steve Klauke

Field Staff
Manager Keith Johnson
3rd season with Salt Lake
135-153 (.469)
6th season overall
346-360 (.490)
Pitching Coach Erik Bennett
Hitting Coach Francisco Matos
Athletic Trainer..... Brian Reinker

Spring Mobile Ballpark Information
Opened..... 1994
Capacity..... 15,500
Address 77 West 1300 South
Salt Lake City, UT 84115

2012 Game-By-Game

Date	H/R	W/L	Score	WP	LP
4/30	H	W	9-5	Lively	Bell
5/1	H	W	9-7	Machi	Johnson
5/2	H	W	5-4	Hacker	Shoemaker
5/3	H	L	3-5	Pauley	Kown
6/2	H	L	1-7	Smith	Burres
6/3	H	W	3-2	Hacker	Shoemaker
6/4	H	L	0-9	McKiernan	Sanford
6/5	H	W	5-2	Petit	Hurley
6/14	R	W	8-5	Hacker	Shoemaker
6/15	R	W	8-5	Rodriguez	McKiernan
6/16	R	W	2-1	Lively	Jepsen
6/17	R	W	4-2	Munter	White
7/20	R	L	1-4	Smith	Hacker
7/21	R	W	6-4	Stevenson	McKiernan
7/22	R	W	10-5	Lively	Mills
7/23	R	L	0-1	Shoemaker	Kown

Series Facts

Most Runs, Game

By Grizzlies 19 (19-2, 6/20/05 at FRE)
By Salt Lake 16 (16-7, 8/5/00 at FRE)

Widest Margin Victory

By Grizzlies 17 (19-2, 6/20/05 at FRE)
By Salt Lake 11, 2x (Last: 12-1, 8/11/08 at SL)

Longest Winning Streak

By Grizzlies 7 (6/29/09-5/7/10)
By Salt Lake 7 (6/13-7/20/06)

Last Sweep

By Grizzlies 6/14-6/17/12 at SL
By Salt Lake 8/30-9/2/10 at SL

PCL

Tacoma Rainiers

Affiliate: Seattle Mariners (1995)



All-Time Results

Year	Overall	Home	Road
1998	2-6	1-3	1-3
1999	4-4	1-3	3-1
2000	6-9	4-4	2-5
2001	2-6	2-3	0-3
2002	3-6	1-2	2-3
2003	7-9	5-3	2-6
2004	8-8	4-4	4-4
2005	7-9	3-5	4-4
2006	7-9	5-3	2-6
2007	9-7	5-3	4-4
2008	6-10	4-4	2-6
2009	6-10	1-7	5-3
2010	9-7	5-3	4-4
2011	8-8	4-4	4-4
2012	9-7	5-3	4-4
Total	93-114	50-54	43-60

President Aaron Artman
Media Contact Ben Spradling
Radio Broadcaster Mike Curto

Field Staff
Manager Daren Brown
7th season with Tacoma
416-419 (.498)
16th season overall
927-846 (.523)
Pitching Coach Dwight Bernard
Hitting Coach Howard Johnson
Athletic Trainer Tom Newberg

Cheney Stadium Information
Opened 1960
Capacity 9,600
Address 2502 South Tyler
Tacoma, WA 98405

2012 Game-By-Game

Date	H/R	W/L	Score	WP	LP
4/13	H	W	6-1	Kown	Snow
4/14	H	L	1-11	Vasquez	Petit
4/15	H	W	7-1	Blackley	Fox
4/16	H	W	3-2	Hembree	Ruffin
4/21	R	W	12-0	Burres	Marquez
4/22	R	W	10-3	Hacker	Robles
4/23	R	L	5-6	Perez	Rodriguez
4/24	R	W	11-5	Yourkin	Vasquez
6/30	R	L	1-9	Carraway	Hacker
7/1	R	W	12-3	Yourkin	Garrison
7/2	R	L	3-4	LaFromboise	Rodriguez
7/3	R	L	2-8	Hultzen	Stevenson
8/31	H	L	3-19	Mitchell	Petit
9/1	H	W	4-3	Stevenson	Ruffin
9/2	H	L	2-10	Noesi	Bonser
9/3	H	W	6-4	Lively	Sweeney

Series Facts

Most Runs, Game

By Grizzlies 16 (16-1, 4/9/07 at FRE)
By Tacoma 19, 2x (Last: 19-3, 8/31/12 at FRE)

Widest Margin Victory

By Grizzlies 15 (16-1, 4/9/07 at FRE)
By Tacoma 16 (19-3, 8/31/12 at FRE)

Longest Winning Streak

By Grizzlies 5, 2x (Last: 7/22/06-4/10/07)
By Tacoma 5, 3x (Last: 4/25-7/3/06)


Last Sweep

By Grizzlies 7/8-7/11/04 at TAC
By Tacoma 8/22-8/25/09 at FRE

PCL

Tucson Padres

Affiliate: San Diego Padres (2011)



All-Time Results

Year	Overall	Home	Road
1998	---		
1999	---		
2000	---		
2001	---		
2002	---		
2003	---		
2004	---		
2005	---		
2006	---		
2007	---		
2008	---		
2009	---		
2010	---		
2011	7-9	5-3	2-6
2012	7-9	3-6	4-3
Total	14-18	8-9	6-9

General Manager.....Mark Feder
Media ContactTim Hagerty
Radio Broadcaster.....Tim Hagerty

Field Staff
ManagerPat Murphy
1st season with Tucson
3rd season overall
93-47 (.664)

Pitching CoachBronswell Patrick
Hitting CoachTom Tornincasa
Athletic Trainer.....Wade Yamasaki

Cheney Stadium Information
Opened.....1998
Capacity.....11,500
Address2500 E. Ajo Way
Tucson, AZ 85713

2012 Game-By-Game

Date	H/R	W/L	Score	WP	LP
4/5	R	W	3-0	Loux	Wieland
4/6	R	L	3-4	Spence	Yourkin
4/7	R	W	11-4	Hacker	Geer
4/8	R	W	4-1	Kown	Reyes
6/23	H	W	4-3	Stevenson	Bay
6/24	H	L	5-7	Mikolas	Edlefsen
6/25	H	L	6-9	Kunz	Lively
6/26	H	L	8-9	Wagner	Edlefsen
7/12	R	L	5-6	Hamren	Otero
7/13	R	W	8-5	Petit	Palmer
7/14	R	L	5-9	Vincent	Rodriguez
8/18	H	W	5-3	Lively	Bay
8/19	H	W	5-0	Kown	Kunz
8/19	H	L	0-5	Reyes	Burres
8/20	H	L	2-6	Jackson	Petit
8/21	H	L	0-6	Wells	Stevenson

Series Facts

Most Runs, Game

By Grizzlies 12 (12-5, 7/10/11 at FRE)
By Tucson 12 (12-11, 6/27/11 at TUC)

Widest Margin Victory

By Grizzlies 7, 2x (Last: 11-4, 4/7/12 at TUC)
By Tucson 10 (10-0, 7/7/11 at FRE)

Longest Winning Streak

By Grizzlies 3, 3x (Last: 4/7-6/23/12)
By Tucson 6 (6/25-7/8/11)

Last Sweep

By Grizzlies N/A
By Tucson 6/25-6/28/11 at TUC

Chukchansi Park & Misc.



On May 11, 2012, the
Grizzlies welcomed 14,023
fans to Chukchansi Park
- the most ever for a
regular season game in the
stadium's history

Chukchansi Park

Home of the Fresno Grizzlies



Since opening its gates on May 1, 2002, Chukchansi Park has earned a reputation as one of the most beautiful and modern Minor League sports facilities in the nation, and is one of the most used and versatile venues in California's Central San Joaquin Valley.

The 12,500 capacity stadium in the heart of Downtown Fresno features incredible sight lines from every seat, getting fans up-close and personal to the action on the field as well as providing dramatic views of the downtown skyline and nearby Sierra Mountains.

The stadium, designed by HOK Architects, features a semi-irregular field shape with dimensions 324' down the left field line, 385' in left center, 400' in center field, and 335' to the right field foul pole. Chukchansi Park also serves as the home facility for the Fresno Fuego, member of soccer's Premier Development League. In addition to other baseball and soccer games beyond the Grizzlies and Fuego, Chukchansi Park has hosted football games, concerts, trade shows and much more.

The ballpark is unique, among Minor League facilities, in its four-level, three-tiered design. Each of the stadium's seven street-level gates enters onto the main concourse level. Terrace-view seating, The CRU Club, and the Fresno Grizzlies Executive Offices are located on the second level. The top tier consists of 33 luxury suites as well as the ballpark's press and broadcast facilities.

The Chukchansi Park press box includes 15 workstations, four broadcast booths, game production facilities, and lounge area. All games are broadcast throughout the ballpark on closed circuit television, with replay capabilities on the stadium video board. The left-center field scoreboard itself measures 52 feet tall and 73 feet wide, with an 18'x24' video board on the left-field side.

Both primary clubhouses are on the west side of the stadium. The home clubhouse is located under the first-base stands and is adjacent to the indoor batting cage. The visitor's clubhouse is in the right field corner of the ballpark.

Almost 12,000 of Chukchansi Park's fixed-back seats are 20-inches wide, with 34 inches of legroom. The seats on the second tier outside The CRU Club lounge are 22-inches wide, with 48 inches between rows. There are five sections of bleacher seating in left field. The ballpark has a 4-foot deep pool and jacuzzi in center field.

The outfield wall from left field to left-center field, in front of the bleacher seating, is 13-feet tall. From left-center to right-center, the wall is eight feet tall. In the right field corner, the top of the wall is just four feet off the ground.

A manual scoreboard, displaying the line scores of each team, rests above the right-center field wall.

Top Chukchansi Park Crowds

Attendance	Date	Opponent	Result
1. 14,084	3/26/08	SF Giants	W, 4-3
2. 14,023	5/11/12	Iowa	L, 5-6
3. 13,970	8/31/06	Portland	W, 7-2
4. 13,839	7/4/12	Sacramento	L, 4-18
5. 13,852	4/16/10	Portland	W, 2-1
6. 13,834	7/4/05	Las Vegas	W, 5-1
7. 13,780	7/4/04	Sacramento	L, 3-4
8. 13,776	7/4/10	Col. Springs	W, 5-4
9. 13,696	7/4/08	Sacramento	L, 1-5
10. 13,537	8/21/07	Salt Lake	W, 9-2
11. 13,455	7/4/11	Sacramento	W, 6-5
12. 13,409	7/4/07	Sacramento	L, 1-7
13. 13,350	5/5/02	Salt Lake	L, 3-8
14. 13,303	7/4/02	Las Vegas	W, 6-2
15. 13,272	7/4/06	Sacramento	L, 4-5
16. 13,252	7/4/03	Tucson	W, 6-5
17. 13,191	4/11/08	Tucson	W, 6-5
18. 13,121	4/20/12	Reno	W, 5-2
19. 12,868	5/10/02	New Orleans	L, 2-4
20. 12,808	7/4/09	Las Vegas	L, 5-14
21. 12,792	5/1/02	Tacoma	W, 4-1
22. 12,786	8/12/11	Albuquerque	W, 15-10
23. 12,615	7/5/03	Tucson	W, 5-4
24. 12,412	5/10/03	Col. Springs	W, 5-3
25. 12,229	7/5/02	Las Vegas	L, 2-7

Pete Beiden Field

Prior to moving into Chukchansi Park in 2002, the Fresno Grizzlies played their home games at Pete Beiden Field on the campus of California State University, Fresno from 1998-2001.

The stadium is named after former Fresno State baseball coach Pete Beiden, who guided the Bulldogs to 600 wins in 21 seasons from 1948-69. Beiden was inducted into the College Baseball Coaches Association Hall of Fame in 1972.

The facility was upgraded prior to the Grizzlies' arrival. The project included the installation of a \$300,000 state-of-the-art scoreboard message center, a new public address system, and the addition of 2,000 bleachers down both left and right field lines.

Capacity: 5,757
 Built: 1966
 Redesigned: 1983
 Right Field: 330'
 Right-Center: 370'
 Center Field: 400'
 Left-Center: 370'
 Left Field: 330'



Doug Greenwald

Play-By-Play Broadcaster

Doug Greenwald begins his 11th season as the lead radio play-by-play broadcaster of the Fresno Grizzlies. The 2013 season is also his 18th overall season in professional baseball broadcasting. In addition to his duties in Fresno, Doug has served in similar capacities with the Modesto Athletics (2002), Shreveport Captains (2000-01), Stockton Ports (1999), Lafayette Bayou Bulls (1998), Burlington Bees (1997), and Bend Bandits (1996). He also worked two seasons (1996-97) in the Hawaii Winter Baseball League with the West Oahu CaneFires.

In addition to his radio duties, Greenwald, 38, has performed in the same capacity for Comcast Hometown Network during selected home Grizzlies games over the last two years.

For the last eight spring trainings, Doug has worked for the San Francisco Giants, providing play-by-play webcasts on www.SFGiants.com, and has filled in on selected Giants regular season games on KNBR in 2009 and 2010.

In 2012, he represented the Pacific Coast League at the Triple-A All-Star Game in Buffalo. He was one of two play-by-play radio broadcasters for the game, working with the Buffalo Bisons radio voice Ben Wagner.

In 2005, Greenwald was named Minor League Broadcaster of the Year by Minor League News.

From 2000-01 through 2008-09, Greenwald was the radio voice for Centenary College (Shreveport, La.) men's and women's basketball programs. An avid college basketball fan, Greenwald has witnessed in person an NCAA Division I men's basketball game in each of the 50 states and Washington, D.C.

Greenwald was born Sydney, Australia, and raised in San Francisco. He graduated with a degree in Broadcast Journalism from Boston University in 1996.

Grizzlies Broadcast History

1998	Johnny Duskow, Paul Swearengen & Gus Zernial
1999	Johnny Duskow, Rich Cellini & Gus Zernial
2000	Johnny Duskow, Rance Mulliniks & Gus Zernial
2001	Dennis Higgins & Gus Zernial
2002	Dennis Higgins, Jason Anaforian & Gus Zernial
2003	Doug Greenwald, Jason Anaforian & Gus Zernial
2004	Doug Greenwald
2005	Doug Greenwald
2006	Doug Greenwald
2007	Doug Greenwald
2008	Doug Greenwald & Guy Haberman
2009	Doug Greenwald & Guy Haberman
2010	Doug Greenwald & Guy Haberman
2011	Doug Greenwald
2012	Doug Greenwald

2013 Media Guidelines

Grizzlies Media Contact

Chris Kutz, Media Relations Coordinator
(559) 320-2526 | ckutz@fresnogrizzlies.com

Chukchansi Park Press Box
(559) 320-2579

Media Credentials

2013 Fresno Grizzlies media credentials will be issued only to accredited media members. Grizzlies season credentials will be issued to those media outlets that will cover the Grizzlies on a daily basis. To request media credentials, please contact Grizzlies Media Relations Coordinator Chris Kutz at (559) 320-2526. The Grizzlies require 24-hour notice for all daily credential requests. Credential requests should be sent via email to ckutz@fresnogrizzlies.com from a sports editor, sports director, or photo editor. All weekend requests should be made by 3 pm on the Thursday prior. Under no circumstances are media credentials to be transferred from person to person without the express written consent of the Fresno Grizzlies Media Relations department. Violation of this policy may result in the informing of the Pacific Coast League office, dismissal of the media member from Chukchansi Park, and confiscation of the violator's media credential for the remainder of the 2013 season. Credentials may be revoked at any time at the discretion of the Fresno Grizzlies.

Credentials must be visibly worn at all times.

Press Box

The press box is located on the third level of Chukchansi Park and opens three hours before game time. The Chukchansi Park press box is for WORKING MEMBERS OF THE MEDIA ONLY. A buffet dinner will be available to credentialed media members before the game and is served approximately 90 minutes prior to first pitch.

Clubhouse Access

Only properly credentialed media members may gain access to the clubhouse. Both the Grizzlies and visiting team clubhouse are located in the basement along the first-base side of the facility. Media members are not permitted in the training room, players' lounge or equipment area in the Grizzlies clubhouse. Any media member desiring access to the clubhouse should contact the Fresno Grizzlies Media Relations department.

Media Parking

There will be limited number of media parking spots beyond the outfield wall along Inyo Street. Additional parking for media members will be made available in the Stadium Lot on H Street. If driving a vehicle that is not clearly marked as a media vehicle, contact the Fresno Grizzlies Media Relations department for a parking placard or place respective business card visibly on the vehicle's dashboard.

Media Guides, Game Notes, and Statistics

Grizzlies' media guides can be obtained from the Grizzlies Media Relations staff in the press box. Grizzlies game notes and statistics, along with team rosters, will be made available in the press box three hours prior to the start of each game. Lineups are made available in the Chukchansi Park press box approximately two hours prior to game time.

Media Interviews

Grizzlies uniformed personnel can be made available for interviews prior to or following batting practice. Interview requests must be set up through the Grizzlies Media Relations department.

Use of Photography

All photographers must have valid credentials, and photographs are to be used for news-gathering purposes or officially licensed products only. Photographs taken at Chukchansi Park may not be sold without express written consent of the Fresno Grizzlies.

Still Camera Positions

Positions for photographers are located on the home plate and outfield sides of each dugout, a position shared with television cameras. With the exception of game broadcast cameras, still photographers have priority over videographers. Still photographers for the Fresno Grizzlies, The Fresno Bee, and Associated Press will have priority.

Freelance Journalists

Freelance writers and photographers may not request their own credentials. The sports editor or managing editor of a publication employing the freelancer must provide a written credential request on official company letterhead for specific games.

Autograph Policy

Under no circumstances are credentialed media members permitted to seek autographs at Chukchansi Park. Anyone violating this policy will be asked to leave the premises and will have their credentials revoked.

Cameras in the Clubhouse

Videographers are permitted in the Grizzlies clubhouse accompanied by a member of the Fresno Grizzlies Media Relations department. Still photographers are not permitted access at any time. For special requests, please contact the Grizzlies Media Relations department.

Roving Cameras

Television stations are prohibited from using a "roving" camera inside Chukchansi Park without the permission of the Media Relations department. At no time are camera crews allowed into the seating areas at Chukchansi Park. Interviews with fans are allowed only with approval of the Grizzlies Media Relations department.

Chukchansi Park Pre-Game Schedule

7:05 PM	On Field	Off Field
Home BP	3:45 PM	5:15 PM
Visitor BP	5:15 PM	6:00 PM
Home Infield	6:05 PM	6:15 PM
Visitor Infield	6:15 PM	6:25 PM
Final Field Prep	6:25 PM	7:00 PM

6:05 PM	On Field	Off Field
Home BP	2:45 PM	4:15 PM
Visitor BP	4:15 PM	5:00 PM
Home Infield	5:05 PM	5:15 PM
Visitor Infield	5:15 PM	5:25 PM
Final Field Prep	5:25 PM	6:00 PM

3:05 PM	On Field	Off Field
Home BP	12:00 PM	1:15 PM
Visitor BP	1:15 PM	2:00 PM
Home Infield	2:05 PM	2:15 PM
Visitor Infield	2:15 PM	2:25 PM
Final Field Prep	2:25 PM	3:00 PM

2:05 PM	On Field	Off Field
Home BP	11:00 AM	12:15 PM
Visitor BP	12:15 PM	1:00 PM
Home Infield	1:05 PM	1:15 PM
Visitor Infield	1:15 PM	1:25 PM
Final Field Prep	1:25 PM	2:00 PM

1:05 PM	On Field	Off Field
Home BP	10:00 AM	11:15 AM
Visitor BP	11:15 AM	12:00 PM
Home Infield	12:05 PM	12:15 PM
Visitor Infield	12:15 PM	12:25 PM
Final Field Prep	12:25 PM	1:00 PM

12:05 PM	On Field	Off Field
Home BP	9:00 AM	10:15 AM
Visitor BP	10:15 AM	11:00 AM
Home Infield	11:05 AM	11:15 AM
Visitor Infield	11:15 AM	11:25 AM
Final Field Prep	11:25 AM	12:00 PM



Doug Greenwald and his father, Hank, called a game on Comcast Hometown Network in July of 2012.

2013 PROMOTIONS

APRIL PROMOTIONS

- 4/4 Opening Night & Fireworks
Presented by Coca-Cola
Drag Kings Performance
Presented by Chukchansi Gold Resort & Casino
- 4/5 Friday Night Fireworks
Presented by PG&E
- 4/6 "17 of the 25" Scarf Giveaway (First 2,000 Fans)
Presented by Chukchansi Gold Resort & Casino
Drag Kings Performance
Presented by Chukchansi Gold Resort & Casino
- 4/7 Magnet Schedule Giveaway (First 10,000 Fans)
Presented by PG&E
- 4/20 World Series Replica Ring Giveaway (First 2,500 Fans)
Presented by Fresno Coin Gallery
Drag Kings Performance
Presented by Chukchansi Gold Resort & Casino
Junior Giants Glove Drive
- 4/21 Fresno Ideaworks Mini Maker Faire

MAY PROMOTIONS

- 5/2 Greek Night
- 5/3 Friday Night Fireworks
Farm Grown Jersey Auction
Benefitting Carolée Beale Memorial Scholarship
- 5/4 Drag Kings Performance
Presented by Chukchansi Gold Resort & Casino
- 5/5 Cinco De Mayo: Hispanic Heritage Night
Presented by Tactile
Post Game Fireworks
Presented by La Tapatia
- 5/6 Making The Grade Day (12:05 PM game time)
Senior Day
- 5/16 Ladies Night
Drag Kings Performance
Presented by Chukchansi Gold Resort & Casino
- 5/17 Ag Night
Presented by Bayer Crop Science
Friday Night Fireworks
Presented by Bayer Crop Science
- 5/18 Farm Grown Bobblehead - Matt Cain (First 2,000 Fans)
Presented by PG&E
Drag Kings Performance
Presented by Chukchansi Gold Resort & Casino
- 5/19 Parker's Fur-Ternity
Bike to the Park- I Bike Fresno
- 5/21 Making The Grade Day (11:05 AM game time)
- 5/23 Instagrizz Night

JUNE PROMOTIONS

- 6/1 Reusable Tote Bag Giveaway (First 2,000 Fans)
Presented by PG&E
Go Green Night
Presented by PG&E
Star Wars Night
Appearance by 501st Legion Central California Garrison
Drag Kings Performance
Presented by Chukchansi Gold Resort & Casino
Star Wars Theme Jersey Auction
Benefitting Kremen School of Education
- 6/2 Parker's Birthday Celebration
- 6/4 Making The Grade Day (12:05 PM game time)
- 6/13 Drag Kings Performance
Presented by Chukchansi Gold Resort & Casino
- 6/14 Friday Night Fireworks
- 6/15 Stefanie Scott Appearance (Lexi Reed Disney's A.N.T. Farm)
Drag Kings Performance
Presented by Chukchansi Gold Resort & Casino
- 6/16 Throwdown in the No-Town (feat. Lucha Xtreme)
Presented by Tickets.com
Father's Day
25 Cent Hot Dogs
Presented by Wienerschnitzel
- 6/27 Drag Kings Performance
Presented by Chukchansi Gold Resort & Casino
- 6/28 Health And Wellness Night
Presented by PG&E
Friday Night Fireworks
Presented by PG&E
- 6/29 Farm Grown Bobblehead - Brandon Crawford
(First 2,000 Fans)
Drag Kings Performance
Presented by Chukchansi Gold Resort & Casino



FARM GROWN FRIDAYS

Feat. Farmers Markets and Farm Forums each Friday throughout the season

JULY PROMOTIONS

- 7/4 Independence Day Fireworks Extravaganza
Presented by Chukchansi Gold Resort & Casino and ABC 30
Drag Kings Performance
Presented by Chukchansi Gold Resort & Casino
- 7/5 Military Appreciation Night
Presented by PG&E
Friday Night Fireworks
Presented by PG&E
Military Theme Jersey Auction
Benefitting USO Wounded Warrior Project
Farm Grown Bobblehead - Will Clark
(First 2,000 Fans)
Drag Kings Performance
Presented by Chukchansi Gold Resort & Casino
- 7/7 Alexandria DeBerry Appearance
(Paisley Houndstooth Disney's A.N.T. Farm)
- 7/10 Kid-A-Palooza
25 Cent Hot Dogs
Presented by Wienerschnitzel
Free Ice Cream
Presented by Foster Farms
- 7/18 Bromance Night
Holidays In July - Shoe Drive
Drag Kings Performance
Presented by Chukchansi Gold Resort & Casino
- 7/19 Christian Fellowship Night
Friday Night Fireworks
Holidays In July - Coat Drive
Relay For Life Theme Jersey Auction
Benefitting American Cancer Society
Girl Scout Night
Holidays In July - Food Drive
Peyton List Appearance
(Emma Ross Disney's Jessie)
Drag Kings Performance
Presented by Chukchansi Gold Resort & Casino
- 7/21 Holidays In July - Socks & Underwear Drive
- 7/30 Principal Financial Dreams Tour
Parker Head Bank Giveaway
Presented by Principal Financial Group

AUGUST / SEPTEMBER PROMOTIONS

- 8/1 Taco Truck Throwdown
Post-Game Wrestling (feat. Lucha Xtreme)
- 8/2 Habitat For Humanity Night
Presented by PG&E
Friday Night Fireworks
Presented by PG&E
- 8/3 Grizzlies Headphone Giveaway
(First 2,000 Fans)
Bark In The Park
Drag Kings Performance
Presented by Chukchansi Gold Resort & Casino
- 8/16 Friday Night Fireworks
Presented by Chukchansi Gold Resort & Casino
- 8/17 Grizzlies Cooler Bag (First 2,000 Fans)
Education Awareness Night
Presented by PG&E
Save Our Schools (Box Top & School Supply Drive)
Raini Rodriguez Appearance
(Trish De La Rosa Disney's Austin & Ally)
Drag Kings Performance
Presented by Chukchansi Gold Resort & Casino
- 8/18 Fellowship Of Christian Athletes Night
- 8/30 Fantastic Fun-ale Weekend
Friday Night Fireworks
- 8/31 Farm Grown Bobblehead - Buster Posey
(First 2,000 Fans)
Drag Kings Performance
Presented by Chukchansi Gold Resort & Casino
Game Worn Black Jersey Auction
Fan Appreciation Day
- 9/2

*All promotions, appearances and dates are subject to change.



 **FRESNOGRIZZLIES.com** TM

FIND US ON:

