



2015 SEATTLE MARINERS

# Season Review



FELIX HERNANDEZ



ROBINSON CANÓ



KYLE SEAGER



NELSON CRUZ | 44 HOME RUNS





# 2015 Seattle Mariners Statistics



| PLAYER           | AVG         | G          | AB          | R          | H           | TB          | 2B         | 3B        | HR         | RBI        | SH        | SF        | HP        | BB         | IBB       | SO          | SB        | CS        | DP         | GI        |             |             | PINCH HIT  |           |          |           |
|------------------|-------------|------------|-------------|------------|-------------|-------------|------------|-----------|------------|------------|-----------|-----------|-----------|------------|-----------|-------------|-----------|-----------|------------|-----------|-------------|-------------|------------|-----------|----------|-----------|
|                  |             |            |             |            |             |             |            |           |            |            |           |           |           |            |           |             |           |           |            | E         | SLG         | OBP         | AB         | H         | HR       | RBI       |
| # Ackley, D      | .231        | 108        | 238         | 28         | 55          | 102         | 11         | 3         | 10         | 30         | 3         | 4         | 1         | 18         | 0         | 45          | 2         | 2         | 3          | 1         | .429        | .284        | 15         | 5         | 0        | 1         |
| SEA              | .215        | 85         | 186         | 22         | 40          | 68          | 8          | 1         | 6          | 19         | 3         | 3         | 1         | 14         | 0         | 38          | 2         | 2         | 3          | 0         | .366        | .270        | 7          | 2         | 0        | 1         |
| +Baron, S        | .000        | 4          | 11          | 0          | 0           | 0           | 0          | 0         | 0          | 0          | 0         | 0         | 0         | 0          | 0         | 2           | 0         | 0         | 2          | 0         | .000        | .000        | 0          | 0         | 0        | 0         |
| Bloomquist, W    | .159        | 35         | 69          | 2          | 11          | 12          | 1          | 0         | 0          | 4          | 0         | 0         | 1         | 2          | 0         | 13          | 1         | 1         | 2          | 0         | .174        | .194        | 9          | 1         | 0        | 0         |
| Cano, R          | .287        | 156        | 624         | 82         | 179         | 278         | 34         | 1         | 21         | 79         | 0         | 4         | 3         | 43         | 5         | 107         | 2         | 6         | 26         | 6         | .446        | .334        | 1          | 0         | 0        | 0         |
| Castillo, W      | .160        | 6          | 25          | 3          | 4           | 4           | 0          | 0         | 0          | 2          | 0         | 2         | 0         | 1          | 0         | 5           | 0         | 0         | 2          | 0         | .160        | .179        | 0          | 0         | 0        | 0         |
| Cruz, N          | .302        | 152        | 590         | 90         | 178         | 334         | 22         | 1         | 44         | 93         | 0         | 1         | 5         | 59         | 9         | 164         | 3         | 2         | 6          | 4         | .566        | .369        | 0          | 0         | 0        | 0         |
| Gutierrez, F     | .292        | 59         | 171         | 27         | 50          | 106         | 11         | 0         | 15         | 35         | 0         | 1         | 3         | 14         | 1         | 54          | 0         | 0         | 5          | 1         | .620        | .354        | 11         | 2         | 1        | 6         |
| Happ, J          | .000        | 21         | 1           | 0          | 0           | 0           | 0          | 0         | 0          | 0          | 0         | 0         | 0         | 1          | 0         | 0           | 0         | 0         | 1          | 2         | .000        | .500        | 0          | 0         | 0        | 0         |
| Hernandez, F     | .000        | 31         | 3           | 0          | 0           | 0           | 0          | 0         | 0          | 0          | 0         | 0         | 0         | 0          | 0         | 1           | 0         | 0         | 0          | 2         | .000        | .000        | 0          | 0         | 0        | 0         |
| +Hicks, J        | .063        | 17         | 32          | 1          | 2           | 3           | 1          | 0         | 0          | 1          | 1         | 0         | 0         | 1          | 0         | 18          | 1         | 1         | 0          | 1         | .094        | .091        | 2          | 0         | 0        | 0         |
| Iwakuma, H       | .000        | 20         | 2           | 0          | 0           | 0           | 0          | 0         | 0          | 0          | 1         | 0         | 0         | 0          | 0         | 2           | 0         | 0         | 0          | 0         | .000        | .000        | 0          | 0         | 0        | 0         |
| Jackson, A       | .272        | 107        | 419         | 46         | 114         | 162         | 18         | 3         | 8          | 38         | 3         | 1         | 1         | 24         | 0         | 107         | 15        | 9         | 4          | 3         | .387        | .312        | 3          | 2         | 0        | 0         |
| Jones, J         | .103        | 28         | 29          | 1          | 3           | 4           | 1          | 0         | 0          | 0          | 0         | 0         | 0         | 2          | 0         | 13          | 1         | 1         | 0          | 0         | .138        | .161        | 3          | 0         | 0        | 0         |
| +Marte, K        | .283        | 57         | 219         | 25         | 62          | 88          | 14         | 3         | 2          | 17         | 2         | 2         | 0         | 24         | 0         | 43          | 8         | 4         | 1          | 9         | .402        | .351        | 0          | 0         | 0        | 0         |
| RIGHT            | .260        |            | 100         |            | 26          | 40          | 9          | 1         | 1          | 9          | 1         | 0         | 0         | 10         | 0         | 19          |           |           | 1          |           | .400        | .327        | 0          | 0         | 0        | 0         |
| LEFT             | .303        |            | 119         |            | 36          | 48          | 5          | 2         | 1          | 8          | 1         | 2         | 0         | 14         | 0         | 24          |           |           | 0          |           | .403        | .370        | 0          | 0         | 0        | 0         |
| Miller, B        | .258        | 144        | 438         | 44         | 113         | 176         | 22         | 4         | 11         | 46         | 4         | 6         | 2         | 47         | 0         | 101         | 13        | 4         | 7          | 17        | .402        | .329        | 7          | 1         | 0        | 0         |
| Montero, J       | .223        | 38         | 112         | 11         | 25          | 46          | 6          | 0         | 5          | 19         | 0         | 0         | 0         | 4          | 0         | 32          | 0         | 0         | 2          | 1         | .411        | .250        | 6          | 1         | 0        | 0         |
| +Montgomery, M   | .000        | 16         | 3           | 0          | 0           | 0           | 0          | 0         | 0          | 0          | 0         | 0         | 0         | 0          | 0         | 2           | 0         | 0         | 0          | 0         | .000        | .000        | 0          | 0         | 0        | 0         |
| Morrison, L      | .225        | 146        | 457         | 47         | 103         | 175         | 15         | 3         | 17         | 54         | 1         | 2         | 4         | 47         | 5         | 81          | 8         | 4         | 7          | 4         | .383        | .302        | 10         | 1         | 1        | 3         |
| Nuño, V          | .500        | 32         | 2           | 0          | 1           | 1           | 0          | 0         | 0          | 1          | 0         | 0         | 0         | 0          | 0         | 0           | 0         | 0         | 0          | 0         | 1.500       | .500        | 0          | 0         | 0        | 0         |
| +O'Malley, S     | .262        | 24         | 42          | 10         | 11          | 15          | 1          | 0         | 1          | 7          | 2         | 1         | 0         | 12         | 0         | 14          | 3         | 0         | 0          | 0         | .357        | .418        | 6          | 0         | 0        | 0         |
| RIGHT            | .263        |            | 19          |            | 5           | 6           | 1          | 0         | 0          | 3          | 2         | 1         | 0         | 6          | 0         | 3           |           |           | 0          |           | .316        | .423        | 2          | 0         | 0        | 0         |
| LEFT             | .261        |            | 23          |            | 6           | 9           | 0          | 0         | 1          | 4          | 0         | 0         | 0         | 6          | 0         | 11          |           |           | 0          |           | .391        | .414        | 4          | 0         | 0        | 0         |
| Paxton, J        | .000        | 13         | 2           | 0          | 0           | 0           | 0          | 0         | 0          | 0          | 0         | 0         | 0         | 0          | 0         | 2           | 0         | 0         | 0          | 0         | .000        | .000        | 0          | 0         | 0        | 0         |
| Romero, S        | .190        | 13         | 21          | 6          | 4           | 8           | 1          | 0         | 1          | 3          | 0         | 0         | 0         | 3          | 0         | 6           | 0         | 0         | 0          | 0         | .381        | .292        | 1          | 0         | 0        | 0         |
| Ruggiano, J      | .214        | 36         | 70          | 8          | 15          | 25          | 4          | 0         | 2          | 3          | 0         | 0         | 0         | 11         | 0         | 27          | 3         | 2         | 0          | 1         | .357        | .321        | 9          | 4         | 0        | 0         |
| Seager, K        | .266        | 161        | 623         | 85         | 166         | 281         | 37         | 0         | 26         | 74         | 0         | 4         | 5         | 54         | 6         | 98          | 6         | 6         | 17         | 16        | .451        | .328        | 1          | 0         | 0        | 0         |
| Smith, S         | .248        | 136        | 395         | 54         | 98          | 175         | 31         | 5         | 12         | 42         | 1         | 5         | 4         | 47         | 4         | 99          | 0         | 0         | 15         | 1         | .443        | .330        | 18         | 5         | 1        | 2         |
| Sucre, J         | .157        | 52         | 127         | 9          | 20          | 29          | 6          | 0         | 1          | 7          | 9         | 0         | 0         | 6          | 0         | 21          | 0         | 0         | 6          | 3         | .228        | .195        | 0          | 0         | 0        | 0         |
| Taylor, C        | .170        | 37         | 94          | 9          | 16          | 21          | 3          | 1         | 0          | 1          | 2         | 0         | 0         | 6          | 0         | 31          | 3         | 2         | 0          | 4         | .223        | .220        | 0          | 0         | 0        | 0         |
| Trumbo, M        | .263        | 96         | 334         | 39         | 88          | 140         | 13         | 0         | 13         | 41         | 0         | 1         | 0         | 26         | 1         | 93          | 0         | 0         | 8          | 4         | .419        | .316        | 5          | 4         | 1        | 1         |
| Walker, T        | .111        | 29         | 9           | 0          | 1           | 2           | 1          | 0         | 0          | 1          | 1         | 0         | 0         | 0          | 0         | 5           | 0         | 0         | 0          | 4         | .222        | .111        | 0          | 0         | 0        | 0         |
| Weeks Jr, R      | .167        | 37         | 84          | 7          | 14          | 21          | 1          | 0         | 2          | 9          | 0         | 0         | 2         | 9          | 0         | 25          | 0         | 0         | 3          | 1         | .250        | .263        | 18         | 4         | 1        | 7         |
| Zunino, M        | .174        | 112        | 350         | 28         | 61          | 105         | 11         | 0         | 11         | 28         | 8         | 2         | 5         | 21         | 0         | 132         | 0         | 1         | 6          | 5         | .300        | .230        | 0          | 0         | 0        | 0         |
| <b>SEATTLE</b>   | <b>.249</b> | <b>162</b> | <b>5544</b> | <b>656</b> | <b>1379</b> | <b>2279</b> | <b>262</b> | <b>22</b> | <b>198</b> | <b>624</b> | <b>38</b> | <b>35</b> | <b>36</b> | <b>478</b> | <b>31</b> | <b>1336</b> | <b>69</b> | <b>45</b> | <b>123</b> | <b>94</b> | <b>.411</b> | <b>.311</b> | <b>117</b> | <b>27</b> | <b>5</b> | <b>20</b> |
| <b>OPPONENTS</b> | <b>.256</b> | <b>162</b> | <b>5590</b> | <b>726</b> | <b>1430</b> | <b>2304</b> | <b>285</b> | <b>23</b> | <b>181</b> | <b>686</b> | <b>32</b> | <b>37</b> | <b>70</b> | <b>491</b> | <b>41</b> | <b>1283</b> | <b>65</b> | <b>40</b> | <b>127</b> | <b>96</b> | <b>.412</b> | <b>.322</b> | <b>122</b> | <b>32</b> | <b>2</b> | <b>16</b> |
| <b>DH</b>        | <b>.245</b> | <b>162</b> | <b>588</b>  | <b>79</b>  | <b>144</b>  | <b>261</b>  | <b>26</b>  | <b>2</b>  | <b>29</b>  | <b>74</b>  | <b>0</b>  | <b>2</b>  | <b>3</b>  | <b>59</b>  | <b>5</b>  | <b>170</b>  | <b>3</b>  | <b>1</b>  | <b>13</b>  | <b>0</b>  | <b>.444</b> | <b>.316</b> | <b>13</b>  | <b>6</b>  | <b>2</b> | <b>5</b>  |
| <b>PITCHERS</b>  | <b>.091</b> | <b>162</b> | <b>22</b>   | <b>0</b>   | <b>2</b>    | <b>3</b>    | <b>1</b>   | <b>0</b>  | <b>0</b>   | <b>2</b>   | <b>2</b>  | <b>0</b>  | <b>0</b>  | <b>1</b>   | <b>0</b>  | <b>12</b>   | <b>0</b>  | <b>0</b>  | <b>1</b>   | <b>13</b> | <b>.136</b> | <b>.130</b> | <b>0</b>   | <b>0</b>  | <b>0</b> | <b>0</b>  |

| PITCHER        | R/L | W  | L | ERA   | G  | GS | CG | GF | SHO | SV | IP    | H   | R  | ER | HR | HB | BB | IBB | SO  | WP | BK | OPP  |
|----------------|-----|----|---|-------|----|----|----|----|-----|----|-------|-----|----|----|----|----|----|-----|-----|----|----|------|
|                |     |    |   |       |    |    |    |    |     |    |       |     |    |    |    |    |    |     |     |    |    | AVG  |
| Beimel, J      | L   | 2  | 1 | 3.99  | 53 | 0  | 0  | 14 | 0   | 1  | 47.1  | 49  | 25 | 21 | 8  | 1  | 16 | 3   | 22  | 1  | 0  | .283 |
| Elias, R       | L   | 5  | 8 | 4.14  | 22 | 20 | 0  | 0  | 0   | 0  | 115.1 | 106 | 57 | 53 | 15 | 9  | 44 | 1   | 97  | 1  | 1  | .245 |
| Farquhar, D    | R   | 1  | 8 | 5.12  | 43 | 0  | 0  | 10 | 0   | 1  | 51.0  | 53  | 33 | 29 | 9  | 1  | 17 | 2   | 48  | 1  | 1  | .266 |
| Furbush, C     | L   | 1  | 1 | 2.08  | 33 | 0  | 0  | 4  | 0   | 0  | 21.2  | 9   | 6  | 5  | 2  | 2  | 5  | 2   | 17  | 5  | 0  | .122 |
| +Guaipé, M     | R   | 0  | 3 | 5.40  | 21 | 0  | 0  | 2  | 0   | 0  | 26.2  | 34  | 19 | 16 | 5  | 3  | 13 | 1   | 22  | 1  | 0  | .330 |
| Happ, J        | L   | 4  | 6 | 4.64  | 21 | 20 | 0  | 0  | 0   | 0  | 108.2 | 121 | 58 | 56 | 13 | 2  | 32 | 3   | 82  | 4  | 0  | .279 |
| Hernandez, F   | R   | 18 | 9 | 3.53  | 31 | 31 | 2  | 0  | 2   | 0  | 201.2 | 180 | 80 | 79 | 23 | 9  | 58 | 0   | 191 | 10 | 0  | .240 |
| Iwakuma, H     | R   | 9  | 5 | 3.54  | 20 | 20 | 1  | 0  | 1   | 0  | 129.2 | 117 | 53 | 51 | 18 | 1  | 21 | 1   | 111 | 1  | 0  | .240 |
| Kensing, L     | R   | 2  | 1 | 5.87  | 19 | 0  | 0  | 4  | 0   | 0  | 15.1  | 12  | 10 | 10 | 2  | 0  | 7  | 0   | 13  | 2  | 0  | .214 |
| Leone, D       | R   | 0  | 4 | 6.35  | 10 | 0  | 0  | 5  | 0   | 0  | 11.1  | 11  | 9  | 8  | 1  | 0  | 9  | 2   | 7   | 2  | 0  | .244 |
| # Lowe, M      | R   | 1  | 3 | 1.96  | 57 | 0  | 0  | 13 | 0   | 1  | 55.0  | 46  | 15 | 12 | 4  | 1  | 12 | 1   | 61  | 2  | 0  | .231 |
| SEA            | R   | 0  | 1 | 1.00  | 34 | 0  | 0  | 8  | 0   | 0  | 36.0  | 31  | 6  | 4  | 1  | 1  | 11 | 1   | 47  | 2  | 0  | .235 |
| Luetge, L      | L   | 0  | 0 | 0.00  | 1  | 0  | 0  | 1  | 0   | 0  | 2.1   | 0   | 0  | 0  | 0  | 0  | 2  | 0   | 2   | 0  | 0  | .000 |
| Medina, Y      | R   | 1  | 0 | 3.00  | 12 | 0  | 0  | 3  | 0   | 1  | 12.0  | 11  | 5  | 4  | 1  | 0  | 7  | 0   | 9   | 1  | 0  | .234 |
| +Montgomery, M | L   | 4  | 6 | 4.60  | 16 | 16 | 2  | 0  | 2   | 0  | 90.0  | 92  | 49 | 46 | 11 | 4  | 37 | 1   | 64  | 10 | 0  | .261 |
| Nuño, V        | L   | 1  | 4 | 4.10  | 32 | 10 | 0  | 7  | 0   | 0  | 74.2  | 80  | 35 | 34 | 14 | 5  | 17 | 1   | 62  | 3  | 1  | .278 |
| +Olmos, E      | L   | 1  | 0 | 4.50  | 6  | 2  | 0  | 1  | 0   | 0  | 14.0  | 16  | 8  | 7  | 1  | 1  | 8  | 1   | 4   | 1  | 0  | .281 |
| +Olson, T      | L   | 1  | 1 | 5.40  | 11 | 0  | 0  | 4  | 0   | 0  | 13.1  | 18  | 8  | 8  | 2  | 1  | 10 | 7   | 8   | 0  | 1  | .346 |
| Paxton, J      | L   | 3  | 4 | 3.90  | 13 | 13 | 0  | 0  | 0   | 0  | 67.0  | 67  | 34 | 29 | 8  | 0  | 29 | 1   | 56  | 5  | 0  | .253 |
| Ramirez, J     | R   | 0  | 1 | 7.56  | 8  | 0  | 0  | 2  | 0   | 0  | 8.1   | 10  | 7  | 7  | 2  | 1  | 7  | 1   | 5   | 0  | 0  | .286 |
| #+Ramirez, J   | R   | 1  | 0 | 12.91 | 8  | 0  | 0  | 2  | 0   | 0  | 7.2   | 15  | 14 | 11 | 0  | 3  | 10 | 1   | 5   | 3  | 0  | .385 |
| SEA            | R   | 1  | 0 | 11.57 | 5  | 0  | 0  | 1  | 0   | 0  | 4.2   | 9   | 9  | 6  | 0  | 2  | 6  | 1   | 3   | 0  | 0  | .375 |
| #+Rasmussen, R | L   | 2  | 1 | 9.98  | 20 | 0  | 0  | 6  | 0   | 0  | 15.1  | 26  | 18 | 17 | 2  | 0  | 8  | 0   | 17  | 4  | 0  | .366 |
| SEA            | L   | 2  | 1 | 10.67 | 19 | 0  | 0  | 5  | 0   | 0  | 14.1  | 25  | 18 | 17 | 2  | 0  | 8  | 0   | 16  | 4  | 0  | .373 |
| Rodney, F      | R   | 5  | 5 | 5.68  | 54 | 0  | 0  | 28 | 0   | 16 |       |     |    |    |    |    |    |     |     |    |    |      |





# 2015 SEATTLE MARINERS ROSTER



**MANAGER:** Lloyd McClendon (21) **COACHES:** Bench: Trent Jewett (45), Hitting: Edgar Martinez (11), Pitching: Rick Waits (47), 3B Coach: Rich Donnelly (26), 1B Coach: Chris Woodward (28), Bullpen Coach: Mike Rojas (48), Outfield Coach: Andy Van Slyke (43), Quality Control: Chris Prieto (88), Bullpen Catcher: Jason Phillips (62), Baiting Practice Pitcher: Nasusel Cabrera (89)

**PERFORMANCE SPECIALISTS:** James Clifford, Chad Ulthain; **ATHLETIC TRAINERS:** Rick Griffin, Rob Nodine, Matt Toth, Yoshihiro Nakazawa; **MEDICAL DIRECTOR:** Dr. Edward Khalafayn; **TEAM PHYSICIAN:** Dr. Mitch Storey

| No. | PITCHERS (17+1)    | B-T | Ht.  | Wt. | Born       | Birthplace         | Residence          |
|-----|--------------------|-----|------|-----|------------|--------------------|--------------------|
| 97  | BEIMEL, Joe        | L-L | 6-3  | 210 | 04/19/1977 | St. Marys, PA      | Kersey, PA         |
| 29  | ELIAS, Roenis      | L-L | 6-1  | 190 | 08/01/1988 | Guantanamo, Cuba   | Austin, TX         |
| 40  | FARQUHAR, Danny    | R-R | 5-9  | 185 | 02/17/1987 | Pembroke Pines, FL | Lafayette, LA      |
| 41  | FURBUSH, Charlie ^ | L-L | 6-5  | 215 | 04/11/1986 | South Portland, ME | Seattle, WA        |
| 53  | GUAIPE, Maykol \$  | R-R | 6-4  | 235 | 08/11/1990 | Barceloneta, VZ    | Puerto La Cruz, VZ |
| 34  | HERNANDEZ, Felix   | R-R | 6-3  | 225 | 04/08/1986 | Valencia, VZ       | Bellevue, WA       |
| 18  | IWAKUMA, Hisashi   | R-R | 6-3  | 210 | 04/12/1981 | Tokyo, Japan       | Sendai City, Japan |
| 27  | KENSING, Logan     | R-R | 6-1  | 190 | 07/03/1982 | San Antonio, TX    | Boerne, TX         |
| 38  | NUÑO, Vidal        | L-L | 5-11 | 210 | 07/26/1987 | National City, CA  | San Diego, CA      |
| 65  | PAXTON, James      | L-L | 6-4  | 235 | 11/06/1988 | Ladner, BC, Canada | Kirkland, WA       |
| 56  | RAMIREZ, JC        | R-R | 6-4  | 250 | 08/16/1988 | Managua, Nicaragua | Managua, Nicaragua |
| 31  | RAMIREZ, Jose \$   | R-R | 6-1  | 200 | 01/21/1990 | Yaguatae, DR       | Yaguatae, DR       |
| 50  | RASMUSSEN, Rob \$  | R-L | 5-10 | 170 | 04/02/1989 | Pasadena, CA       | Pasadena, CA       |
| 59  | ROLLINS, David \$  | L-L | 6-1  | 210 | 12/21/1989 | Deberry, TX        | Deberry, TX        |
| 39  | SMITH, Carson \$   | R-R | 6-6  | 213 | 10/19/1989 | Dallas, TX         | Midland, TX        |
| 32  | WALKER, Taijuan    | R-R | 6-4  | 235 | 08/13/1992 | Shreveport, LA     | Peoria, AZ         |
| 54  | WILHELMSEN, Tom    | R-R | 6-6  | 220 | 12/16/1983 | Tucson, AZ         | Peoria, AZ         |
| 55  | ZYCH, Tony \$      | R-R | 6-3  | 190 | 08/07/1990 | Hazel Crest, IL    | Monroe, IL         |

| No. | CATCHERS (3)     | B-T | Ht. | Wt. | Born       | Birthplace   | Residence      |
|-----|------------------|-----|-----|-----|------------|--------------|----------------|
| 10  | BARON, Steven \$ | R-R | 6-0 | 205 | 12/07/1990 | Miami, FL    | Miami, FL      |
| 6   | HICKS, John \$   | R-R | 6-2 | 210 | 08/31/1989 | Richmond, VA | Sandy Hook, VA |
| 2   | SUCRE, Jesus     | R-R | 6-0 | 225 | 04/30/1988 | Cumana, VZ   | Cumana, VZ     |

| No. | INFIELDBERS (7)    | B-T | Ht.  | Wt. | Born       | Birthplace               | Residence                |
|-----|--------------------|-----|------|-----|------------|--------------------------|--------------------------|
| 22  | CANO, Robinson     | L-R | 6-0  | 212 | 10/22/1982 | San Pedro de Macoris, DR | San Pedro de Macoris, DR |
| 4   | MARTE, Ketel \$    | S-R | 6-1  | 170 | 10/12/1993 | Nizao, DR                | Nizao, DR                |
| 5   | MILLER, Brad       | L-R | 6-2  | 200 | 10/18/1989 | Orlando, FL              | Windermere, FL           |
| 63  | MONTERO, Jesus     | R-R | 6-3  | 235 | 11/28/1989 | Guacara, VZ              | Guacara, VZ              |
| 20  | MORRISON, Logan    | L-L | 6-2  | 240 | 08/25/1987 | Kansas City, MO          | Slidell, LA              |
| 36  | O'MALLEY, Shawn \$ | S-R | 5-11 | 175 | 12/28/1987 | Richland, WA             | Kennewick, WA            |
| 15  | SEAGER, Kyle       | L-R | 6-0  | 210 | 11/03/1987 | Charlotte, NC            | Salisbury, NC            |

| No. | OUTFIELDERS (6)     | B-T | Ht. | Wt. | Born       | Birthplace                   | Residence                    |
|-----|---------------------|-----|-----|-----|------------|------------------------------|------------------------------|
| 23  | CRUZ, Nelson        | R-R | 6-2 | 230 | 07/01/1980 | Las Matias de Santa Cruz, DR | Las Matias de Santa Cruz, DR |
| 30  | GUTIERREZ, Franklin | R-R | 6-2 | 210 | 02/21/1983 | Caracas, VZ                  | Boca Raton, FL               |
| 99  | JONES, James        | L-L | 6-4 | 200 | 09/24/1988 | Brooklyn, NY                 | Brooklyn, NY                 |
| 17  | ROMERO, Stefan      | R-R | 6-2 | 220 | 10/17/1988 | Tucson, AZ                   | Woodburn, OR                 |
| 7   | SMITH, Seth         | L-L | 6-3 | 210 | 09/30/1982 | Jackson, MS                  | Brandon, MS                  |
| 35  | TRUMBO, Mark        | R-R | 6-4 | 225 | 01/16/1986 | Anaheim, CA                  | Orange, CA                   |

\* = 15-Day Disabled List, ^ = 60-Day Disabled List, \$ = Rookie

**Disabled List (1):**  
**Charlie Furbush (LHP)** – left biceps tendinitis/rotator cuff (July 8-end of season) – transferred to 60-day DL 9/8

**Additional 40-Man Players (7)**  
**Ramon Flores (OF), Danny Hultzen (LHP), Mike Montgomery (LHP), Edgar Olmos (LHP), Tyler Olson (LHP), Chris Taylor (INF), Mike Zunino (C)**

| Alphabetical |                                  | Numerical |                                  |
|--------------|----------------------------------|-----------|----------------------------------|
| 10           | BARON, Steven, C                 | 2         | SUCRE, Jesus, C                  |
| 97           | BEIMEL, Joe, LHP                 | 4         | MARTE, Ketel, INF                |
| 89           | CABRERA, Nasusel, BP Pitcher     | 5         | MILLER, Brad, INF                |
| 22           | CANO, Robinson, 2B               | 6         | HICKS, John, C                   |
| 23           | CRUZ, Nelson, OF                 | 7         | SMITH, Seth, OF                  |
| 26           | DONNELLY, Rich, 3B Coach         | 10        | BARON, Steven, C                 |
| 29           | ELIAS, Roenis, LHP               | 11        | MARTINEZ, Edgar, Hitting Coach   |
| 40           | FARQUHAR, Danny, RHP             | 15        | SEAGER, Kyle, INF                |
| 41           | FURBUSH, Charlie^, LHP           | 17        | ROMERO, Stefan, OF               |
| 53           | GUAIPE, Maykol, RHP              | 18        | IWAKUMA, Hisashi, RHP            |
| 30           | GUTIERREZ, Franklin, OF          | 20        | MORRISON, Logan, 1B              |
| 34           | HERNANDEZ, Felix, RHP            | 21        | McCLENDON, Lloyd, Manager        |
| 6            | HICKS, John, C                   | 22        | CANO, Robinson, 2B               |
| 18           | IWAKUMA, Hisashi, RHP            | 23        | CRUZ, Nelson, OF                 |
| 45           | JEWETT, Trent, Bench Coach       | 26        | DONNELLY, Rich, 3B Coach         |
| 99           | JONES, James, OF                 | 27        | KENSING, Logan, RHP              |
| 27           | KENSING, Logan, RHP              | 28        | WOODWARD, Chris, 1B Coach        |
| 4            | MARTE, Ketel, INF                | 29        | ELIAS, Roenis, LHP               |
| 11           | MARTINEZ, Edgar, Hitting Coach   | 30        | GUTIERREZ, Franklin, OF          |
| 21           | McCLENDON, Lloyd, Manager        | 31        | RAMIREZ, Jose, RHP               |
| 5            | MILLER, Brad, INF                | 32        | WALKER, Taijuan, RHP             |
| 63           | MONTERO, Jesus, 1B/DH            | 34        | HERNANDEZ, Felix, RHP            |
| 20           | MORRISON, Logan, 1B              | 35        | TRUMBO, Mark, OF/1B/DH           |
| 38           | NUÑO, Vidal, LHP                 | 36        | O'MALLEY, Shawn, INF             |
| 36           | O'MALLEY, Shawn, INF             | 38        | NUÑO, Vidal, LHP                 |
| 65           | PAXTON, James, LHP               | 39        | SMITH, Carson, RHP               |
| 62           | PHILLIPS, Jason, Bullpen Catcher | 40        | FARQUHAR, Danny, RHP             |
| 88           | PRIETO, Chris, Quality Control   | 41        | FURBUSH, Charlie^, LHP           |
| 56           | RAMIREZ, JC, RHP                 | 43        | VAN SLYKE, Andy, OF Coach        |
| 31           | RAMIREZ, Jose, RHP               | 45        | JEWETT, Trent, Bench Coach       |
| 50           | RASMUSSEN, Rob, LHP              | 47        | WAITS, Rick, Pitching Coach      |
| 48           | ROJAS, Mike, Bullpen Coach       | 50        | RASMUSSEN, Rob, LHP              |
| 59           | ROLLINS, David, LHP              | 58        | ROLLINS, David, LHP              |
| 17           | ROMERO, Stefan, OF               | 53        | GUAIPE, Maykol, RHP              |
| 15           | SEAGER, Kyle, INF                | 54        | WILHELMSEN, Tom, RHP             |
| 39           | SMITH, Carson, RHP               | 55        | ZYCH, Tony, RHP                  |
| 7            | SMITH, Seth, OF                  | 56        | RAMIREZ, JC, RHP                 |
| 2            | SUCRE, Jesus, C                  | 59        | ROLLINS, David, LHP              |
| 35           | TRUMBO, Mark, OF/1B/DH           | 62        | PHILLIPS, Jason, Bullpen Catcher |
| 43           | VAN SLYKE, Andy, OF Coach        | 63        | MONTERO, Jesus, 1B/DH            |
| 47           | WAITS, Rick, Pitching Coach      | 65        | PAXTON, James, LHP               |
| 32           | WALKER, Taijuan, RHP             | 88        | PRIETO, Chris, Quality Control   |
| 54           | WILHELMSEN, Tom, RHP             | 89        | CABRERA, Nasusel, BP Pitcher     |
| 28           | WOODWARD, Chris, 1B Coach        | 97        | BEIMEL, Joe, LHP                 |
| 55           | ZYCH, Tony, RHP                  | 99        | JONES, James, OF                 |

\* = 15-Day DL, ^ = 60-Day DL

\* = 15-Day DL, ^ = 60-Day DL

Active roster at end of regular season (40-man roster full at 40 players)



# 2015 Season Review - Table of Contents

|  |                   |
|--|-------------------|
| Staff Directory.....   | 3                 |
| Picture Roster.....  | 4-5               |
| Executive Vice President & General Manager Jerry Dipoto .....    | 6                 |
| Manager - Lloyd McClendon.....                                   | 8                 |
| Coaching Staff.....  | 9                 |
| 2015 Team Highlights.....  | 10-15             |
| Hitters Bios.....  | 16-25             |
| Pitchers Bios .....  | 26-35             |
| Mariners Statistical Breakdown.....                              | 37-66             |
| Team Batting and Pitching .....                                  | 37                |
| Club Statistics/Hitting Breakdown .....                          | 38                |
| Pitching Lines.....  | 39-42             |
| Career Hitting and Pitching/Single-Season Record Book.....       | 43                |
| Team Miscellaneous .....   | 44                |
| Starters & Relievers/Pitching Breakdown.....                     | 45                |
| Highs & Lows .....   | 46                |
| 2015 Day-by-Day .....  | 47-49             |
| 2015 Transactions .....  | 50-51             |
| Opening Day Roster .....   | 50                |
| Disabled List.....   | 51                |
| Batting Profile.....   | 52                |
| Pitching Profile .....   | 53                |
| vs. Left & vs. Right (Batting & Pitching).....                   | 54-55             |
| Longest Hitting Streaks.....                                     | 68                |
| Runners in Scoring Position & Bases Loaded.....                  | 56-57             |
| Home & Road .....  | 58-59             |
| Day & Night .....  | 60-61             |
| Grass & Turf.....  | 62-63             |
| Pre & Post All-Star Break .....                                  | 64-65             |
| Fielding Statistics .....  | 66                |
| Record Breakdown.....  | 98                |
| 2015 MLB Standings & Wild Card Standings .....                   | 67                |
| 2015 American League Statistics.....                             | 68-73             |
| Club Batting/Pitching/Fielding .....                             | 68                |
| Misc. Rank Batting/Pitching/Fielding .....                       | 69                |
| Batting Department & Category Leaders .....                      | 70-71             |
| Designated Hitters/Pinch Hitters.....                            | 71                |
| Pitching Department & Category Leaders.....                      | 72-73             |
| Club Starters/Relievers.....                                     | 73                |
| 2015 National League Statistics.....                             | 74-79             |
| Club Batting/Pitching/Fielding .....                             | 74                |
| Misc. Rank Batting/Pitching/Fielding .....                       | 75                |
| Batting Department & Category Leaders .....                      | 76-77             |
| Pitching Department & Category Leaders.....                      | 78-79             |
| 2015 MLB Attendance .....  | 80                |
| 2015 Safeco Field Attendance .....                               | 80-81             |
| 2015 Mariners Monthly Recaps (Spring Training/Interleague) ..... | 82-97             |
| 2015 Team Photo .....  | Inside Back Cover |
| 2016 Schedule .....  | Back Cover        |

# Front Office Directory



## BOARD OF DIRECTORS

Howard Lincoln, Chairman; John Ellis, Chairman Emeritus; Minoru Arakawa, Chris Larson, Wayne Perry, Frank Shrontz, Buck Ferguson

## OFFICERS

Chairman & Chief Executive Officer..... Howard Lincoln  
 President & Chief Operating Officer..... Kevin Mather  
 Chairman Emeritus..... John Ellis  
 Chairman, NW Sports Net LLC (ROOT Sports NW)..... Bob Aylward  
 Executive Assistant – Chairman, President & Ownership..... Teresa Dugger

## BASEBALL OPERATIONS

Executive Vice President & GM – Baseball Operations..... Jerry Dipoto  
 Assistant General Manager..... Jeff Kingston  
 Senior Advisor to the General Manager..... Ted Simmons  
 Special Assistant to the GM..... Roger Hansen, Ken Madeja  
 Director – Amateur Scouting..... Tom McNamara  
 Director – Pro Scouting..... Tom Allison  
 Director – Player Development..... Chris Gwynn  
 Director – International Operations..... Tim Kissner  
 Director – Team Travel..... Ron Spellecky  
 Coordinator – Special Projects International..... Ted Heid  
 Director – Dominican Republic Administration..... Martin Valerio  
 Supervisor – Dominican Republic Scouting & Operations..... Eddy Toledo  
 Supervisor – Venezuelan Scouting & Operations..... Emilio Carrasquel  
 Coordinator – Video Advance Scouting..... Andrew Percival  
 Manager – Baseball Operations..... Caleb Peiffer  
 Executive Administrative Assistant – Baseball Operations..... Debbie Larsen  
 Administrator – Scouting..... Hallie Larson  
 Administrator – Player Development..... Jan Plein  
 Major League Performance Specialist..... James Clifford, Chad Uihlein  
 Medical Director..... E. Edward Khalafayan, M.D.  
 Team Physician..... Mitchel Storey, D.O.  
 Senior Director of Athletic Training..... Rick Griffin  
 Athletic Trainers..... Rob Nodine, Yoshihiro Nakazawa  
 Assistant Athletic Trainer – Rehab..... Matt Toth  
 Mental Skills..... Michael Gerson  
 Visiting Clubhouse Manager..... Ted Walsh  
 Home Clubhouse Manager..... Ryan Stiles  
 Assistant Clubhouse Managers..... Billy Sepich, Pete Fortune  
 Video Coordinators..... Jimmy Hartley (MLB), Craig Manning (MLB)  
 Interpreter..... Antony Suzuki  
 Baseball Operations Analyst..... Wesley Battle  
 Assistant, Amateur & International Scouting..... Kenny Wade  
 Assistant, Professional Scouting..... Jordan Bley  
 Quantitative Analyst..... Jesse Smith  
 Assistant, Video Advance Scouting..... Emanuel Sifuentes  
 Assistant, Player Development..... Jack Mosimann  
 Amateur Scouting Analyst..... Anthony Aloisi

## BUSINESS OPERATIONS

Executive Vice President – Business Operations..... Bob Aylward  
 Executive Administrative Assistant..... Judy Vaught

## CORPORATE BUSINESS & SALES, COMMUNITY RELATIONS

Vice President – Corporate Business & Community Relations..... Joe Chard  
 Senior Director – Corporate Business..... Ingrid Russell-Narcisse  
 Senior Director – Community Relations..... Gina Hasson  
 Manager – Corporate Business..... Maureen Atkins  
 Manager – Corporate Business..... Evan Harding  
 Account Executive..... Mike Farrington, Bill Aanenson, Tim Sexton, Kevin Williams  
 Manager – Community Programs..... Sean Grindley  
 Coordinator – Client Services..... Kristin Harwood  
 Manager – Community Relations..... Jeri Baer  
 Coordinator – Community Services..... Demetrius Grant  
 Coordinator – Community and Client Services..... Korey Traynor  
 Administrative Assistant – Client Services..... Melissa Wallace

## SALES

Vice President – Sales..... Frances Traisman  
 Director – Ticket Sales..... Cory Carby  
 Director – Group Business Development..... Bob Hellingner  
 Senior Manager – Customer Engagement..... Nicholette Larson  
 Manager – Client Sales & Service..... Tami Tomsic  
 Sales Business Analyst..... Joe Chang  
 Business Data Analyst..... Grant Jostol  
 Manager – Premium Sales..... Jonathan Kelley  
 Manager – Group Events..... Elizabeth McCloskey  
 Manager – Group Sales..... Marc Mahoney  
 Premium Sales..... Brett Breece, JP Ryan, Dan Souder, Tyler Parker  
 Senior Account Manager – Client Services..... Chuck Viltz, Jill Dahlien  
 Account Executives – Season Ticket Sales..... Mike Aceto, Dennis da Silva, Alex Dadisman, Ben Thielsen  
 Account Executives – Group Sales..... Brittany James, Alan Just, Brady Miletich, Jordan Paul  
 Marketing Specialist Group – Events..... Max Manix  
 Coordinator – Ticket Sales Event and Marketing..... Abbey Rarick  
 Coordinator – Season Ticket and Suite Sales..... Ben Chertok  
 Premium Client Services..... Monica Pavelka-Agbalog  
 Client Sales Associates..... Trevor Bennett, Dustin Casey, JT Cook, Taylor Kempf, Carlee Norquist, Chris Seubert, Kyle Toy

## COMMUNICATIONS

Senior Vice President – Communications..... Randy Adamack  
 Senior Director – Baseball Information..... Tim Hevly  
 Director – Public Information..... Rebecca Hale  
 Director – Graphic Design..... Carl Morton  
 Assistant Director – Baseball Information..... Jeff Evans  
 Manager – Baseball Information..... Kelly Munro  
 Manager – Baseball Information..... Fernando Alcalá  
 Manager – Graphic Design..... Katie Abram  
 Coordinator – Broadcasting/Marketing..... Carissa Hunt  
 Executive Producer/Engineer, Radio..... Kevin Cremin  
 Television Director..... Mark Engelbrekt  
 Radio/TV Broadcasters..... Rick Rizzs, Aaron Goldsmith, Dave Sims, Mike Blowers

## MARKETING & PROMOTIONS

Vice President – Marketing..... Kevin Martinez  
 Senior Director – Marketing..... Gregg Greene  
 Director – Mariners Productions..... Ben Mertens  
 Manager – Game Entertainment & Special Events..... Michael Ferguson  
 Manager – Marketing..... Camden Finney  
 Manager – Marketing..... Mandy Lincoln  
 Manager – Digital Marketing..... Nathan Rauschenberg  
 Multimedia Producer..... Olav Nossium  
 Video Editor..... Chase Decker  
 Public Address Announcer..... Tom Huttyler

## LEGAL & GOVERNMENTAL AFFAIRS

Executive Vice President, Legal & Governmental Affairs (General Counsel)..... Bart Waldman  
 Associate General Counsel..... Melissa Mathews  
 Senior Director, Transportation Planning and Neighborhood Relations..... Susan Ranf  
 Executive Administrative Assistant..... Susan Harsh

## HUMAN RESOURCES

Senior Vice President – Human Resources..... Marianne Hout  
 Senior Director – Compensation & Benefits Administration..... Shirley Shreve  
 Director – Internal Audit Operations..... Connie McKay  
 Director – Human Resources..... Jeremy Weir  
 Senior Manager – Payroll..... Ginger Oldham  
 Manager – Workers Compensation and Liability..... Therese Baxter  
 Human Resources Project Manager..... Tara Lindsay  
 Workers Compensation Administrator..... Linda Pace  
 Administrative Assistant – Human Resources..... Susan Gilbertson  
 Reception Desk..... Tari Elliott, Tanea Robinson

## FINANCE & BALLPARK OPERATIONS

Executive Vice President – Finance & Ballpark Operations..... Kevin Mather

## FINANCE

Senior Vice President – Finance..... Tim Kornegay  
 Controller..... Greg Massey  
 Assistant Controller..... Brooke Sullivan  
 Senior Accountant..... Teri Arguello  
 Vault Manager/Sr. Accountant..... Terry Jemttegaard  
 Accounts Payable Supervisor..... Danny Cifaldi  
 Staff Accountant..... Sam Farrington

## BALLPARK EVENTS & OPERATIONS

Vice President – Ballpark Operations..... Joe Myhra  
 Senior Director – Ballpark Operations..... Tony Pereira  
 Director – Engineering and Maintenance..... Ryan van Maarth  
 Director – Ballpark Experience..... Brent Miller  
 Director – Security..... Christopher Ellis  
 Director – Ballpark Sales and Marketing..... Alisia Anderson  
 Manager – Facility Services..... Jonathan Arnold  
 Manager – Event Operations..... Michael Hilburn  
 Coordinator – Ballpark Operations..... Drew Miller  
 Manager – Guest Experience..... Amy Swisher  
 Manager – Team Member Services..... Michael Halcomb  
 Coordinator – Event Sales..... Ngoc Do  
 Events Coordinator..... Jack DeShaw, Jackie Graham  
 Manager – Security..... Erik Hackmann  
 Manager – Event Security..... Tom Huslig  
 Head Groundskeeper..... Bob Christofferson  
 Assistant Head Groundskeepers..... Tim Wilson, Leo Liebert  
 Building Electricians..... Paul Fuller, Dave Gustafson  
 Building Plumbers..... Kenny Stanton, Jamie Whittaker  
 Facility Painter..... Claude Beal  
 Roof Operations..... Vance Akres, Rob Wolford  
 Maintenance Specialist..... Chris Corsi, Dave Randolph, Michael Winchester  
 HVAC Technicians..... Chris Hunsaker, Ron Patton, Don Henneke, Steve Monson  
 Concrete Technician..... Matthew Webb, Christopher McDaniels  
 Security..... Daryl Chadderdon, Frank Diss, Ed Mumphrey, Mark Oliverio, Zac Price, Louis Newsom, Gerry Myklebust, Charles White, Joe Garhart, Rick Sheridan  
 Administrative Assistant – Security..... Lisa McLeod  
 Administrative Assistant – Engineering & Maintenance..... Megan Elliott

## INFORMATION SERVICES

Vice President – Information Services..... David Curry  
 Director – Information Systems..... Oliver Roy  
 Director – Database and Applications..... Justin Stolmeier  
 Manager – Systems Administrator..... Ben Nakamura  
 Network Engineer..... John Crestanello  
 Developers..... Dexter Closterman, David Parrott  
 Applications Developer..... Shelley Separovich  
 Manager - Audio & Video Engineering..... Yezmin Blue  
 Video Maintenance Technician..... Scott Thomas  
 Audio Supervisor..... Mathew Buck

## PROCUREMENT

Director – Procurement..... Norma Cantú  
 Procurement Manager/Buyer..... Casey Tager  
 Manager – Shipping & Receiving..... Juan Oarbeascoa  
 Procurement Assistant Buyer..... Brian Colbo  
 Office Services Coordinator..... Jim Reha  
 Warehouse Assistant..... Jim Herdman, Jim Watson

## MERCHANDISING

Senior Director – Retail Operations..... Jim LaShell  
 Director – Retail Merchandising..... Julie McGilivray  
 Director – Retail Stores..... Craig Geffrey  
 Manager – Game Used & Memorabilia Buyer..... Shawn Wert  
 Manager – Retail Marketing/Buyer..... Renee Steyh  
 Manager – Distribution Center..... Jordan Seiber  
 Manager – Safeco Field Team Store..... Mary Beaman  
 Manager – Safeco Field Souvenirs..... Kelly Walsh  
 Managers – Team Store..... Donald Dambrough, Yuko Iwahashi, Seth Wyler  
 Assistant Manager – Team Store..... Jackie Gram  
 Assistant – Team Store Merchandise..... Lindsay Cook  
 Assistant Manager – Distribution Center..... Trevor Weimer

## TICKET SERVICES

Senior Director – Ticket and Parking Operations..... Malcolm Rogel  
 Director – Ticket Services..... Jennifer Sweigert  
 Manager – Group/Suite Ticket Services..... Steve Belling  
 Ticket Coordinator..... Lincoln Loeber  
 Box Office Manager..... Bob Brunner  
 Box Office Coordinator..... Leah Mitchell  
 Ticket Services Coordinator..... Tracy Koletzky  
 Parking Supervisor..... Jerry Johnson

Telephone: (206) 346-4000  
 Fax Number: (206) 346-4100

Internet Address:  
[www.mariners.com](http://www.mariners.com)

Mailing Address:  
 P.O. Box 4100  
 Seattle, WA 98134

Home Park:  
 Safeco Field  
 1250 First Avenue South  
 Seattle, WA 98134



# 2015 Seattle Mariners



#10 · STEVEN BARON  
C



#97 · JOE BEIMEL  
LHP



#22 · ROBINSON CANÓ  
2B



#23 · NELSON CRUZ  
OF



#29 · ROENIS ELÍAS  
LHP



#40 · DANNY FARQUHAR  
RHP



#41 · CHARLIE FURBUSH  
LHP



#53 · MAYCKOL GUAIBE  
RHP



#30 · FRANKLING GUTIERREZ  
OF



#34 · FÉLIX HERNÁNDEZ  
RHP



#6 · JOHN HICKS  
C



#18 · HISASHI WAKUMA  
RHP



#99 · JAMES JONES  
OF



#27 · LOGAN KENSING  
RHP



#4 · KETEL MARTE  
INF



#5 · BRAD MILLER  
INF/OF



#63 · JESÚS MONTERO  
DH/1B



#37 · MIKE MONTGOMERY  
LHP



#20 · LOGAN MORRISON  
1B



#38 · VIDAL NUÑO  
LHP



# 2015 Seattle Mariners



#49 · EDGAR OLMOS  
LHP



#36 · SHAWN O'MALLEY  
OF/INF



#65 · JAMES PAXTON  
LHP



#56 · JC RAMIREZ  
RHP



#31 · JOSE RAMIREZ  
RHP



#50 · ROB RASMUSSEN  
LHP



#59 · DAVID ROLLINS  
LHP



#17 · STEPHEN ROMERO  
OF



#15 · KYLE SEAGER  
3B



#39 · CARSON SMITH  
RHP



#7 · SETH SMITH  
OF



#2 · JESUS SUCRE  
C



#1 · CHRIS TAYLOR  
INF



#35 · MARK TRUMBO  
OF/1B



#32 · TAIJUAN WALKER  
RHP



#54 · TOM WILHELMESEN  
RHP



#3 · MIKE ZUNINO  
C



#55 · TONY ZYCH  
RHP



2015 All-Stars Nelson Cruz, Lloyd McClendon & Felix Hernandez



# General Manager Jerry Dipoto



## JERRY DIPOTO

**EXECUTIVE VICE PRESIDENT & GENERAL MANAGER, BASEBALL OPERATIONS**

**THE HIRE:** Joined the Mariners as Executive Vice President & General Manager of Baseball Operations on September 29, 2015. He is the 9th full-time General Manager in Mariners history. Immediately prior to joining the Mariners, Dipoto was most recently working in the Boston Red Sox front office as a special assistant.

**WITH LAA:** He was the Los Angeles Angels General Manager from Oct. 29, 2011 until he resigned on July 1, 2015. He helped guide the Angels to the American League West title in 2014, finishing with the most wins (98) in the Majors. The 2015 Angels club was not eliminated from post-season until the final day of the season. Notable acquisitions during his Angels tenure included trades for All-Stars Huston Street (rhp), Zack Greinke (rhp), David Freese (3b) and Hector Santiago (lhp), and the free agent signings of Albert Pujols (2011) and C.J. Wilson (2011).

**BASEBALL CAREER:** A veteran of 15 seasons as a baseball executive, Jerry got his start immediately after retiring as a player in 2001. He was a special assistant for the Rockies (2001-02), followed by two seasons working in the scouting department for the Boston Red Sox (2003-04). He returned to the Rockies as the Director of Player Personnel (2005) and then moved to the Arizona organization as Vice President of Player Personnel (2006-10) and was appointed the Diamondbacks interim General Manager on July 1, 2010. Dipoto appeared in 390 Major League games, all in relief, with the Indians (1993-94), New York Mets (1995-96) and Colorado Rockies (1997-2000). The right-handed pitcher compiled a career 27-24 record with 49 saves and a 4.05 ERA prior to retiring during spring training in 2001 with a bulging disc in his neck.

**DRAFTED:** He was originally selected by the Cleveland Indians in the 3rd round of the 1989 June Draft out of Virginia Commonwealth University (Richmond, VA). Dipoto led the Rams to their first appearance in the NCAA Tournament in 1988 and remains in the top 10 in VCU history in several pitching categories.

**PERSONAL:** Gerard Peter Dipoto (dih-POH-toe)...goes by Jerry...born May 24, 1968 in Jersey City, NJ...Dipoto played high school baseball at Toms River High School North in New Jersey...Dipoto and his wife, Tamie, have two daughters: Taylor and Jordan, and one son, Jonah.

### MARINERS GM's

|                     |              |
|---------------------|--------------|
| Lou Gorman          | 1977-80      |
| Dan O'Brien         | 1981-83      |
| Hal Keller          | 1984-85      |
| Dick Balderson      | 1986-88      |
| Woody Woodward      | 1988-99      |
| Pat Gillick         | 2000-03      |
| Bill Bavasi         | 2004-08      |
| Jack Zduriencik     | 2009-15      |
| <b>Jerry Dipoto</b> | <b>2015-</b> |

### JERRY DIPOTO's CAREER TIMELINE

|                 |   |
|-----------------|---|
| 1989-1992       | Minor League Baseball with Cleveland Indians  |
| 1993-2000       | Played 8 Major League seasons with Cleveland (1993-94), New York-NL (1995-96), Colorado (1997-2000) |
| 2001            | Rockies Special Assistant to the GM   |
| 2003-2004       | Red Sox Scouting Department   |
| 2005-2006       | Rockies Director of Player Personnel  |
| 2006-2010       | Diamondbacks Vice President, Player Personnel   |
| 2010            | Diamondbacks Interim General Manager  |
| 2011            | Diamondbacks Vice President, Scouting & Player Development  |
| 2011-July, 2015 | Angels General Manager  |
| Aug/Sept. 2015  | Red Sox Special Assistant   |
| Sept. 29, 2015- | Mariners Executive Vice President & General Manager of Baseball Operations                          |





# Coaching Staff Changes



For Immediate Release  
Friday, October 9, 2015

**LLOYD McCLENDON WILL NOT RETURN AS MARINERS MANAGER IN 2016**  
Edgar Martinez, Chris Woodward, Rick Waits and Chris Prieto expected to return to Organization.

**SEATTLE, Wash.** – Seattle Mariners Executive Vice President & General Manager of Baseball Operations **Jerry Dipoto** announced today that **Lloyd McClendon** will not be returning as Mariners manager in 2016.

Among the coaching staff, batting coach **Edgar Martinez** and infield coach **Chris Woodward** have been invited to return to the big league staff. Pitching coach **Rick Waits** and coach **Chris Prieto** have been invited to return to the Mariners organization.

Bench coach **Trent Jewett**, third base coach **Rich Donnelly**, outfield coach **Andy Van Slyke** and bullpen coach **Mike Rojas** will not be returning to the Mariners organization in 2016.

“I have a great deal of respect for Lloyd, as a person and as a manager,” Dipoto said. “It is a credit to his professionalism that the team continued to play hard through the final day of the season. However, after extensive conversations it became clear to me that our baseball philosophies were not closely aligned. On behalf of the Mariners I want to thank Lloyd and his staff for their hard work the past two seasons, and I wish him the best moving forward.”

McClendon was named Mariners manager on Nov. 5, 2013. He compiled a 163-161 record in two seasons in Seattle, including a 76-86 mark in 2015. He has a 499-607 career mark as a big league skipper with Pittsburgh (2001-2005) and Seattle (2014-2015).



# Manager Lloyd McClendon



## LLOYD McCLENDON (23)

**POSITION:** Manager, former utility player  
**AGE:** 56  
**BORN:** 1-11-59 in Gary, IN  
**BATTED:** Right **THREW:** Right  
**NAMED MANAGER:** Nov. 5, 2013

### MARINERS HIGHLIGHTS:

- Informed he would not be returning in 2016 on Oct. 9.
- Finished his second season in Seattle with a Mariners mark of 163-161 (.503), one of only two Mariners managers in history with a career winning record (also: Lou Piniella).
- Now has a career mark of 499-607 (.451) in seven seasons as a Big League Manager.
- His 2015 team finished 76-86 (.469) despite losing 369 team games to disabling injuries, including 340 DL days recorded by pitchers (162 games to starting pitchers).
- Was coach for American League All-Star Team in Cincinnati.
- Led Seattle to a 87-75 record in 2014, his first season as Manager, a 16-game improvement for the club over its 2013 totals.
- The 16-game improvement was the third-largest jump in MLB (LAA, 20; HOU, 19).
- Club's 87 wins was seventh-best mark in team history and snapped a string of four straight losing seasons.
- Had the team in contention for a post-season berth until the final day of the season; Seattle finished one game back despite season-ending four-game win streak.
- His decisions on use of pitching staff helped team set club marks in season ERA; team led the AL in ERA & bullpen led the Majors and set an AL record as seven pitchers made 50+ appearances.

### MANAGING HIGHLIGHTS:

- Named the 19th manager (16th full-time) in Mariners history on November 5, 2013.
- Prior to 2014, last managed in the Majors in 2005 with Pittsburgh.
- Was Pirates Manager from 2001-2005.
- Served as a coach for the National League squad at the 2003 All-Star Game at Chicago's U.S. Cellular Field.
- Named the manager of the Pirates with only prior managerial experience in the California and Arizona Fall Leagues.
- Managed Lancaster in the California Fall League following the 1999 season, leading the club to the league championship.

### COACHING HIGHLIGHTS:

- Veteran of 35 years in professional baseball, including last 14 as a coach and manager at the Major League level.
- Part of the Detroit Tigers coaching staff from 2006-2013 under manager Jim Leyland.
- Served as the Tigers hitting coach from 2007-2013...Tigers led MLB in hitting in 2013 (.283 batting average) & were 2nd in runs scored.
- Was the Bullpen Coach for the Detroit Tigers in 2006.
- Tigers advanced to the postseason in four of eight seasons he was on staff, including 2006 and 2012 World Series.
- Prior to being named the Pirates manager on Nov. 1, 2000, was Pittsburgh's Hitting Coach from 1997-2000.
- Was the Pirates Minor League Hitting Coordinator in 1996, the year following his retirement from baseball as a player.

**PERSONAL:** Lloyd Glenn McClendon...resides in Chesterton, IN...Lloyd and his wife, Ingrid, have two adult children, daughter Schenell (4/9/83) and son Bo (10/4/87)...Bo was selected by the Tigers in the 39th round of the 2010 June Amateur Draft and played two seasons (2010-2011) in the Tigers organization...Lloyd was an active member in *Play Baseball Detroit* and participated in the Tigers Winter Caravan...played college baseball at Valparaiso University, where he is a member of the school's athletic Hall of Fame...was a two-time all-league selection in 1979-80...graduated from Roosevelt High School (Gary, IN) in 1977, where he was an All-State selection in baseball...participated in the 1971 Little League World Series where he was nicknamed "Legendary Lloyd" after hitting 5 home runs in 5 swings and drawing 5 intentional walks for his Gary, Ind., team... a pitcher in the same series, he struck out 12 batters in 8.0 innings of the championship game against Tainan City, Taiwan... enshrined in the Peter J. McGovern Little League Museum's Hall of Excellence in Williamsport, PA, on Aug. 26, 2006.

**PLAYING CAREER:** Began his professional career in 1980 after being selected in the 8th round of the amateur draft by the New York Mets... made his Major League debut April 6, 1987 for the Cincinnati Reds as a pinch-hitter vs. Montreal...had a 16-year professional playing career (1980-1995), including 8 seasons in the Majors with Cincinnati (1987-88), the Chicago Cubs (1989-90) and Pittsburgh (1990-94)...was a member of four clubs that won a division title with the Cubs in 1989 and the Pirates from 1990-92...he batted .625 (10-for-16) in 11 games during his three appearances in the National League Championship Series... appeared at catcher (50 games, 17 starts), first base (101 G, 62 GS), third base (9 G, 3 GS), left field (138 G, 98 GS) and right field (130 G, 102 GS) in his big league career, and appeared in postseason games at catcher, first base, left field and right field in the NLCS...also appeared in 224 regular-season games as a pinch-hitter.

## McCLENDON'S RECORD AS MANAGER

| YEAR                   | CLUB          | LG           | W          | L          | PCT         | FINISH |
|------------------------|---------------|--------------|------------|------------|-------------|--------|
| 1999                   | Lancaster (1) | Cal Fall Lg. | 26         | 16         | .619        | 1st    |
| 2000                   | Peoria (2)    | AZ Fall Lg.  | 13         | 12         | .520        | ---    |
| 2001                   | PITTSBURGH    | NL           | 62         | 100        | .383        | 6th    |
| 2002                   | PITTSBURGH    | NL           | 72         | 89         | .447        | 4th    |
| 2003                   | PITTSBURGH    | NL           | 75         | 87         | .463        | 4th    |
| 2004                   | PITTSBURGH    | NL           | 72         | 89         | .447        | 5th    |
| 2005                   | PITTSBURGH    | NL           | 55         | 81         | .404        | 6th    |
| 2014                   | SEATTLE       | AL           | 87         | 75         | .537        | 3rd    |
| 2015                   | SEATTLE       | AL           | 76         | 86         | .469        | 4th    |
| <b>Mariners Totals</b> |               |              | <b>163</b> | <b>161</b> | <b>.503</b> |        |
| <b>ML TOTALS</b>       |               |              | <b>499</b> | <b>607</b> | <b>.451</b> |        |


(1) Defeated San Bernardino 2-1 to win Cal League Fall Championship.  
 (2) Resigned as manager on Nov. 1, after being named Pirates manager.

## McCLENDON'S MANAGING & COACHING CAREER

| 2014-2015 | SEATTLE MARINERS   | Manager                 |
|-----------|--------------------|-------------------------|
| 2007-2013 | DETROIT TIGERS     | Hitting Coach           |
| 2006      | DETROIT TIGERS     | Bullpen Coach           |
| 2001-2005 | PITTSBURGH PIRATES | Manager                 |
| 1997-2000 | PITTSBURGH PIRATES | Hitting Coach           |
| 1996      | Pittsburgh Pirates | MLB Hitting Coordinator |



# Coaching Staff



## RICH DONNELLY (26)

**POSITION:** Third base coach, former catcher  
**AGE:** 69 **BORN:** 8-3-46 in Steubenville, OH  
**BATTED:** Left **THREW:** Right

- Will not be returning to staff in 2016.
- Spent 2014-15 seasons as Seattle's third base coach, his first two years in Seattle.
- 2015 was his 29th season as a big league coach, his 16th as a big league third base coach.
- Originally hired to be AAA manager in 2014, but was promoted during spring training.



## TRENT JEWETT (33)

**POSITION:** Bench coach, former pitcher  
**AGE:** 51 **BORN:** 3-3-64 in Dallas, TX  
**BATTED:** Right **THREW:** Right

- Will not be returning to staff in 2016.
- Spent 2014-15 seasons as Seattle's bench coach, his first seasons in Seattle.
- 2015 was his 28th year in professional baseball, his eighth as a Major League coach.
- Spent 2011-2013 as coach with Washington Nationals.



## EDGAR MARTINEZ (11)

**POSITION:** Hitting coach, former designated hitter  
**AGE:** 52 **BORN:** 1-2-63 in New York, NY  
**BATTED:** Right **THREW:** Right

- Expected to return to staff in 2016.
- Named Mariners hitting coach on June 20, 2015.
- Team hit .260 with 305 XBH (165 2B, 10 3B, 130 HR) and a .758 OPS in his 94 games as hitting coach, compared to .233 with 177 XBH (97 2B, 12 3B, 68 HR) in 68 games prior to his arrival.
- Began season as roving special instructor.



## MIKE ROJAS (48)

**POSITION:** Bullpen coach, former catcher  
**AGE:** 52 **BORN:** 4-17-63 in Miami, FL  
**BATTED:** Right **THREW:** Right


- Will not be returning to staff in 2016.
- Spent 2014-15 seasons as Seattle's bullpen coach, his first seasons in Seattle.
- Mariners 'pen led the Majors in ERA and set an AL record as seven pitchers had 50+ appearances in 2014.
- Was the Detroit bullpen coach 2011-2013.



## ANDY VAN SLYKE (43)

**POSITION:** Outfield coach, former outfielder  
**AGE:** 54 **BORN:** 12-21-60 in Utica, NY  
**BATTED:** Left **THREW:** Right


- Will not be returning to staff in 2016.
- Spent 2015 full season as outfield coach, and worked first half of year as Assistant Hitting coach.
- Joined Mariners staff in 2014.
- Helped dramatically improve Mariners outfield defense.
- Was first base coach with Detroit 2006-2009.



## RICK WAITS (47)

**POSITION:** Pitching coach, former pitcher  
**AGE:** 63 **BORN:** 5-15-52 in Atlanta, GA  
**BATTED:** Left **THREW:** Left

- Offered new position in organization in 2016.
- Spent 2014-15 seasons as Seattle's pitching coach.
- 2015 was his second year on Mariners big league staff, but his fifth year in the organization.
- Mariners led the American League in pitching, and the bullpen led the Majors in ERA in 2014.
- Was Seattle's minor league pitching coordinator 2011-2013.



## CHRIS WOODWARD (28)

**POSITION:** First base coach, former infielder  
**AGE:** 39 **BORN:** 6-27-76 in Covina, CA  
**BATTED:** Right **THREW:** Right

- Expected to return to staff in 2016.
- Spent past two seasons as infield instructor and First Base coach, his first years on Mariners big league staff.
- Responsible for Mariners infielders, and infield defensive positioning.
- Also worked with team's base-stealers.



## JASON PHILLIPS (62)

**POSITION:** Bullpen catcher, former catcher  
**AGE:** 39 **BORN:** 9-27-76 in La Mesa, CA  
**BATTED:** Right **THREW:** Right

- Will not be returning to staff in 2016.
- The 2015 season was 7th as bullpen catcher.
- Played parts of 7 seasons in the Major Leagues with the Mets, Dodgers, Blue Jays.
- Originally selected by the Mets in the 24th round of the 1997 June draft.



## CHRIS PRIETO (88)

**POSITION:** Quality Control Coach  
**AGE:** 43 **BORN:** 8-24-72 in Carmel, CA  
**BATTED:** Left **THREW:** Left

- Offered opportunity to return to organization in 2016.
- The 2015 season was his second with the big league club, and his third year in the organization.
- Led Pulaski to Appalachian League title in 2013.
- Played 13 seasons of pro ball, reaching the Majors briefly in 2005 with the Angels.



## NASUSEL CABRERA (89)

**POSITION:** Batting Practice Pitcher  
**AGE:** 48 **BORN:** 7-20-67 in Santro Domingo, DR  
**BATTED:** Left **THREW:** Left

- Offered minor league position in 2016.
- Joined Mariners at mid-season as left-handed batting practice pitcher.
- Began season as Latin America Pitching Coordinator.
- Spent past nine seasons in Mariners organization.





# 2015 Team Highlights

## RECORD BREAKDOWN

|                        |       |           |
|------------------------|-------|-----------|
| Overall                | 76-86 | 469       |
| Home                   | 36-45 | 444       |
| Road                   | 40-41 | 494       |
| Day                    | 24-27 | 471       |
| Night                  | 52-59 | 468       |
| 1-Run                  | 28-29 | 491       |
| 2-Run                  | 15-19 | 441       |
| 3-Run                  | 10-8  | 556       |
| vs. Left               | 22-32 | 407       |
| vs. Right              | 54-54 | 500       |
| Come-From-Behind Wins  |       | 32        |
| Lineups Used (Batting) |       | 140       |
| Lineups Used (Defense) |       | 115       |
| Final Home Attendance  |       | 2,193,041 |

## AL WEST STANDINGS

| TEAM            | W-L          | Pct.        | GB          |
|-----------------|--------------|-------------|-------------|
| Rangers         | 88-74        | .556        | ---         |
| Astros          | 86-76        | .531        | 2.0         |
| Angels          | 85-77        | .525        | 3.0         |
| <b>Mariners</b> | <b>76-86</b> | <b>.469</b> | <b>12.0</b> |
| Athletics       | 68-94        | .420        | 20.0        |

## OFFENSIVE TEAM LEADERS

|                 |         |      |
|-----------------|---------|------|
| Batting Average | Cruz    | .302 |
| Hits            | Canó    | 179  |
| Runs            | Cruz    | 90   |
| 2B              | Seager  | 37   |
| 3B              | Smith   | 5    |
| HR              | Cruz    | 44   |
| RBI             | Cruz    | 93   |
| BB              | Cruz    | 59   |
| SO              | Cruz    | 164  |
| OBP             | Cruz    | .369 |
| SLG             | Cruz    | .566 |
| XBH             | Cruz    | 67   |
| SB              | Jackson | 15   |
| TB              | Cruz    | 334  |
| Multi-Hit Games | Canó    | 51   |

## PITCHING TEAM LEADERS

|                |                      |       |
|----------------|----------------------|-------|
| W (starter)    | Hernandez            | 18    |
| W (reliever)   | Rodney               | 5     |
| L (starter)    | Hernandez            | 9     |
| L (reliever)   | Farquhar             | 8     |
| Saves          | Rodney               | 16    |
| Holds          | Smith                | 22    |
| GS             | Hernandez            | 31    |
| G              | Smith                | 70    |
| IP             | Hernandez            | 201.2 |
| CG             | Montgomery/Hernandez | 2     |
| BB             | Hernandez            | 58    |
| SO             | Hernandez            | 191   |
| ERA (starter)  | Hernandez            | 3.53  |
| ERA (reliever) | Smith                | 2.31  |
| Quality Starts | Hernandez            | 20    |

## MLB HOME RUN LEADERS

| RK | TEAM                    | HR         |
|----|-------------------------|------------|
| 1. | Toronto Blue Jays       | 232        |
| 2. | Houston Astros          | 230        |
| 3. | Baltimore Orioles       | 217        |
| 4. | New York Yankees        | 212        |
| 5. | <b>Seattle Mariners</b> | <b>198</b> |

| RK | PLAYER                  | HR        |
|----|-------------------------|-----------|
| 1. | Chris Davis, BAL        | 47        |
| 2. | <b>Nelson Cruz, SEA</b> | <b>44</b> |
| 3. | Nolan Arenado, COL      | 42        |
|    | Bryce Harper, WAS       | 42        |
| 5. | Josh Donaldson, TOR     | 41        |
|    | Mike Trout, LAA         | 41        |

## MARINERS NO-HITTERS

| DATE    | PITCHER                               | OPP |
|---------|---------------------------------------|-----|
| 6/29/90 | Randy Johnson                         | DET |
| 4/22/93 | Chris Bosio                           | BOS |
| 6/8/12  | 6 Pitchers                            | LAD |
| 8/15/12 | <b>Felix Hernandez</b> [Perfect Game] | TB  |
| 8/12/15 | <b>Hisashi Iwakuma</b>                | BAL |

**THE RECORD**...completed the 2015 season 76-86 (.469), finishing 4th in the American League West (12.0 games behind division winner Texas)...registered 11 fewer wins than the 87-75 campaign in 2014...compiled a losing record in 5 of last 6 seasons...went 36-45 (.444) at home and 40-41 (.494) on the road...were 41-48 prior to the All-Star break and 35-38 following the break...posted a 18-24-10 record in series, including 4 sweeps...went 9-13 in rubber games to decide the outcome of a 3-game series...were 52-59 in night games and 24-27 during the day...when scoring first went 51-24 (.680) and when scoring in the first inning were 28-18 (.609)...were 62-11 (.849) when leading after 7 innings and 66-8 (.892) when leading after 8 innings...recorded 32 come-from-behind wins and suffered a loss in 36 games after holding a lead...season high winning streak was 5 games, Sept. 1-6...had a season-high 7-game losing streak May 30-June 5.

**STAFF CHANGES**...following the season (Oct. 9) manager **Lloyd McClendon** was relieved of his duties... McClendon compiled a 163-161 record in two seasons in Seattle...it was also announced that bench coach **Trent Jewett**, third base coach **Rich Donnelly**, outfield coach **Andy Van Slyke** and bullpen coach **Mike Rojas** will not be returning to the Mariners organization in 2016...hitting coach **Edgar Martinez** and infield coach **Chris Woodward** have been invited to return to the big league staff, and pitching coach **Rick Waits** and coach **Chris Prieto** have been invited to return to the Mariners organization.

**NEW GM**... **Jerry Dipoto** was named the Mariners new Executive Vice President & General Manager of Baseball Operations on Sept. 28...Dipoto takes over as the lead in the Mariners Baseball Operations Department after **Jack Zduriencik** was relieved of his duties on Aug. 28.

**CLOSE GAMES TELL THE STORY**...91 of 162 games were decided by 2 or fewer runs, tied for 2nd-most in the Majors behind Tampa Bay (94 G) and tied with Chicago-AL (91 G)...went 28-29 in 1-run and 15-19 in 2-run games...57 1-run games were 2nd-most in the Majors behind the White Sox and established a club record (old mark was 56 in 1993)...91 games decided by 2 or fewer runs also set a club record, besting the previous mark of 86 in 2009 and 1989.

**UNKIND EXTRAS**...led the Majors and established a club record playing 23 extra-inning games (10-13 record)...previous club mark was 21 extra-inning games in 2013 (6-15) and 1982 (9-12)...10 extra-inning wins were 4th-most in club history...23 total extra-inning games were the most by an AL squad since the 2013 White Sox and 2005 Twins...longest game of the year was a 13-inning, 4-hour, 31-minute contest Oct. 3 vs. Oakland.

**AWARD SEASON**...the following Mariners earned awards during the 2015 season (postseason awards will be announced in the coming months):

- Seattle BBWAA Pitcher of the Year - **Felix Hernandez**
- Seattle BBWAA Player of the Year - **Nelson Cruz**
- Seattle BBWAA Unsung Hero - **Brad Miller**
- American League All-Stars - **Felix Hernandez, Nelson Cruz, Lloyd McClendon** (coach)
- AL Player of the Month - **Nelson Cruz** (April)
- AL Player of the Week - **Nelson Cruz** (April 13-19), **Brad Miller** (May 11-17), **Hisashi Iwakuma** (Aug. 10-16)
- Heart and Hustle Award (nominee) - **Kyle Seager**
- Hank Aaron Award (nominee) - **Nelson Cruz**
- Roberto Clemente Award (nominee) - **Charlie Furbush**
- Marvin Miller Man of the Year (finalist) - **Robinson Canó**
- Esurance MLB Awards Nominees - **Felix Hernandez** (Best Starting Pitcher), **Nelson Cruz** (Best Everyday Player)

**KING FELIX AN ALL-STAR AGAIN**...**Felix Hernandez** was named to the American League All-Star team as a manager's selection...6th overall selection (2009, 2011-15), most by any Mariner pitcher and 4th most overall behind Ken Griffey Jr. (10; 1990, '91, '92-MVP, '93, '94, '95, '96, '97, '98, '99), Ichiro Suzuki (10; 2001, '02, '03, '04, '05, '06, '07-MVP, '08, '09, '10) and Edgar Martinez (7; 1992, '95, '96, '97, 2000, '01, '03).

**BOOMSTICK ALL-STAR**...**Nelson Cruz** was voted as the starting designated hitter for the American League squad in the 86th Major League Baseball All-Star Game...he claimed his fourth All-Star selection (2009, 2013-14) and second consecutive fan-elected start for Cruz, who claimed the starting assignment last year at Target Field...Cruz joins Edgar Martinez (1997, 2001, 2003) as fan-elected designated hitters in Mariners history.

**BOOMSTICK**...**Nelson Cruz** had a banner first season with the Mariners, ranking 2nd in the Majors with 44 home runs...also ranked amongst American League leaders in slugging percentage (3rd, .566), OPS (4th, .936), batting average (8th, .302), hits (T8th, 178), extra-base hits (T10th, 67), on-base percentage (10th, .369), multi-hit games (T11th, 49) and RBI (T12th, 93).

**MARINERS HOME RUNS**...the 44 home runs by **Nelson Cruz** are tied for 6th-most in a season in Mariners history, and the most since Ken Griffey Jr. hit 48 in 1999...**tied Jay Buhner's club record (44 in 1996) for most home runs in a season by a right-handed hitter.**

**HOME RUNS & BATTING AVG**...**Nelson Cruz** led the team in home runs (44) and batting average (.302), in addition to several other offensive categories...is the third player in Mariners history to lead the team in home runs and batting average in the same season: Ken Griffey Jr. (1993 & 1994) and Lee Stanton (1977).

**BACK-TO-BACK 40**...**Nelson Cruz** posted consecutive 40-home run seasons, hitting a career-high 44 home runs (hit 40 with Baltimore in 2014)...here are a few tidbits about the achievement:

- 4th player in Mariners history to record a 40-HR season (13x), first since Alex Rodriguez (41) in 2000.
- 2nd player to record a 40-HR season during the Safeco Field era (opened July 1999).
- First player since Miguel Cabrera (2012-2013) to record consecutive 40-homer seasons.
- 53rd player in MLB history with at least one instance of consecutive 40-home run seasons.
- 69th player in MLB history to log multiple 40-HR seasons in a career.

**GAME WINNERS (AND GO-AHEAD)**...**Nelson Cruz** ranked tied for 7th in the American League with 14 game-winning RBI and was tied for 5th with 27 go-ahead RBI...14 of 44 home runs gave the Mariners the lead and 2 tied the game...hit 18 of 44 home runs in the 7th inning or later, tied for the MLB lead with Chris Davis.

# 2015 Team Highlights



**ALL KINDS OF STREAKING...** **Nelson Cruz** had a number of impressive streaks during the 2015 season, including a career-high 21-game hitting streak:

- **Hitting Streak** - Career-high 21-game hitting streak July 21-August 11, the 2nd-longest in the AL in 2015...tied for 5th-longest hitting streak in club history...hit .411 (37x90) with 13 home runs during the streak.
- **On-Base Streak** - Reached base safely in 37 consecutive games July 18-Aug. 27 (T11th-longest in club history)...hit .355 (54x152) with 18 home runs during the streak.
- **Extra Bases** - Recorded an extra-base hit in 9 consecutive games July 31-August 9, the 2nd-longest streak in club history (Ken Griffey Jr., July 19-29, 1993)...tied for longest XBH streak in MLB in 2015.
- **HR Streak** - Had a pair of streaks hitting a HR in 5 consecutive games, April 11-15 & July 31-August 4...is the 5th player in MLB history to homer in at least 5 consecutive games twice in the same season: Harmon Killebrew (1970 Twins), Frank Thomas (1994 White Sox), Barry Bonds (2001 Giants), Chase Utley (2008 Phillies)...the 5-game homer streak(s) are tied for 2nd-longest in Mariners history, trailing just an 8-game HR streak by Ken Griffey Jr. in 1993 (MLB record).

**IWAKUMA NO-NO...** **Hisashi Iwakuma** threw the 5th no-hitter (4th individual) in Mariners history August 12 vs. Baltimore at Safeco Field...here are some details on the no-hitter:

- **Japanese No-Hitter** - Became the second Japanese-born pitcher with a no-hitter in MLB history, joining Hideo Nomo: Sept. 17, 1996 at Colorado (with Dodgers) & April 4, 2001 at Baltimore (with Boston).
- **Breaking the AL Jinx** - Became the first AL pitcher with a no-hitter since **Felix Hernandez** on Aug. 15, 2012...there were 12 no-hitters (11 individual, one combined) in the NL since Felix's Perfect Game...marks the longest streak of no-hitters thrown in one league since the inception of the AL in 1901.
- **Mariners No-Hit Theme** - Each of the 3 previous no-hitters in the American League have been tossed by the Mariners...the last team responsible for 3 consecutive no-hitters in its league was NYY (3 straight, 1996-99).
- **Home No-No's** - Was the 5th no-hitter in Seattle Mariners history, the 4th individual...all 5 of the Mariners no-hitters have come in home games, with 3 at Safeco Field (Iwakuma, Felix, combined no-no) and two at The Kingdome (Randy, Bosio).

**30 DOUBLES & 50 EXTRA BASE HITS...** **Robinson Canó** became the first player to record 11 consecutive 30-double seasons to open a career; previous record was 10 by Albert Pujols...also just the 6th player with 11 consecutive seasons with 30+ doubles in baseball history: Stan Musial (13), Honus Wagner (13), Tris Speaker (12), Joe Medwick (11), Ed Delahanty (11)...also recorded his 11th consecutive season to start a career with 50 or more extra-base hits, becoming the 5th player in MLB history to open a career with at least 50 extra-base hits in each of the first 11 seasons of a career, joining Carlos Lee (first 13 seasons), Albert Pujols (first 12 seasons), Eddie Matthews (first 12 seasons) and Paul Waner (first 11 seasons).

**2,000 HITS...** **Robinson Canó** recorded his 2,000th career hit Sept. 23 at Kansas City...became the 5th-youngest active player (32 years, 336 days) to record 2,000 hits before turning 33, ranking behind just Miguel Cabrera (30 years, 351 days), Alex Rodriguez (30, 359), Albert Pujols (31, 194) & Adrian Beltre (32, 150).

**2,000 STRIKEOUTS...** in his May 10 start vs. Oakland (Mother's Day), **Felix Hernandez** recorded his 2,000th career strikeout when he caught Sam Fuld looking...became the 4th-youngest pitcher to reach 2,000 career strikeouts, reaching the milestone at 29 years, 32 days old (see list below)...currently ranks 61st on the all-time strikeout list with 2,142, 4th among active players.

| PITCHER                | AGE           | DATE            |
|------------------------|---------------|-----------------|
| Bert Blyleven          | 28.097        | 07/12/79        |
| Sam McDowell           | 28.228        | 05/07/71        |
| Walter Johnson         | 28.235        | 06/28/16        |
| <b>Felix Hernandez</b> | <b>29.032</b> | <b>05/10/15</b> |
| Nolan Ryan             | 29.213        | 08/31/76        |
| Sandy Koufax           | 29.241        | 08/28/65        |

**THE FELIX 200...** **Felix Hernandez** recorded with his 8th consecutive 200+ IP season (201.2), setting the club record for most 200-inning seasons (Randy Johnson - 7)...is the 4th active pitcher with at least 8 seasons with 200.0 consecutive innings pitched and tied for 6th-longest streak by a pitcher dating back to 1990...during the divisional era in the American League, is only the 6th pitcher with a streak of 8 or more consecutive 200-inning seasons...Felix has his string of 6 consecutive 200-inning, 200-strikeout seasons snapped (had 191 strikeouts)...6 straight 200 IP-200 K seasons (2009-2014) remains tied for 4th-longest streak in MLB history behind only Tom Seaver (9, 1968-76), Roger Clemens (7, 19867-92) and Walter Johnson (7, 1910-16).

**FELIX WINS...** **Felix Hernandez** finished tied for 3rd in the American League with 18 wins, the 2nd-most wins in a season in his career (19 in 2009)...tied for 2nd-most wins in club history by a right-handed pitcher, trailing only his record 19 wins in 2009 (tied with Erik Hanson-1990 & Freddy Garcia-2001).

**20-20-20-20 HR FOR SEAGER...** **Kyle Seager** finished with a career-high 26 home runs, his 4th consecutive 20-HR season...becomes the 7th player with at least four 20-homer seasons in a Mariners uniform (Griffey Jr. - 9, E. Martinez - 8, Buhner - 8, Ibanez - 5, A. Rodriguez - 5, Boone - 4...also the 7th player with at least 4 consecutive 20-HR seasons Boone - 4, 2001-04, Rodriguez - 5, 1996-2000, Ibanez - 4, 2005-08, Buhner - 7, 1991-97, Martinez - 7, 1995-01, Griffey Jr. - 5, 1990-94 & 4 - 1996-99)...joins Ken Griffey Jr. as the only players in Mariners history with at least four 20-homer seasons in the first 5 seasons of a career.

**SEAGER'S RISE...** **Kyle Seager** has increased his HR total in each of his 5 MLB seasons from 3 in 2011 (53 G), 20 in 2012 (155 G), 22 in 2013 (160 G), 25 in 2014 (159 G) and 26 in 2015 (161 G)...is second Mariners player to increase his home run output in each of his first 5 seasons, joining Tino Martinez (0 in 1990, 4 in 1991, 16 in 1992, 17 in 1993, 20 in 1994, 31 in 1995)...joins exclusive company of players to increase HR total every Season and hit 20+ HR 4 times in first 5 MLB Seasons: Johnny Mize (1936-40), Rocky Colavito (1955-59), Jim Rice (1974-78), Todd Helton (1997-2001) and Jay Bruce (2008-12).

**LIKE A FINE WINE...** **Kyle Seager** set career-highs in runs scored (85, old mark was 79 in '13), hits (166, old mark was 160 in '13), doubles (37, old mark was 35 in '12), extra-base hits (63, old mark was 56 in 2012, 13, 14) and home runs (26, old mark was 25 in '14).

## MARINERS UPDATE

|                                      |               |
|--------------------------------------|---------------|
| Overall Record.....                  | 76-86         |
| Home / Road .....                    | 36-45 / 40-41 |
| Day / Night .....                    | 24-27 / 52-59 |
| 1-Run Games/2-Run Games.....         | 28-29 / 15-19 |
| Series Records .....                 | 18-24-10      |
| First Game of Series.....            | 22-30         |
| Second Game of Series .....          | 28-24         |
| Third Game of Series.....            | 21-27         |
| Fourth Game of Series .....          | 5-5           |
| Rubber Games .....                   | 9-13          |
| Leading After 6 .....                | 61-12         |
| Trailing After 6.....                | 6-58          |
| Tied After 6 .....                   | 9-16          |
| Leading After 7 .....                | 62-11         |
| Trailing After 7.....                | 4-60          |
| Tied After 7 .....                   | 10-15         |
| Leading After 8 .....                | 66-8          |
| Trailing After 8.....                | 1-67          |
| Tied After 8 .....                   | 9-11          |
| Score First .....                    | 51-24         |
| Opponent Score First.....            | 25-62         |
| Comeback Wins / Blown Losses .....   | 32 / 36       |
| Last at-bat W/L (walk-off).....      | 15-27 (6-12)  |
| Hit a home run.....                  | 65-53         |
| No home runs.....                    | 11-33         |
| Scoring 4 or more runs.....          | 53-26         |
| Scoring less than 4 runs.....        | 23-60         |
| Shutouts Thrown / Times Shutout..... | 12 / 10       |
| Score in 3 or more innings .....     | 48-21         |
| Out-hit opponent.....                | 50-21         |
| Out-hit by opponent.....             | 18-58         |
| Hits even.....                       | 8-7           |
| Sunday Cream Jersey .....            | 7-6           |
| Northwest Green Jersey.....          | 6-6           |
| Astro Navy Jersey .....              | 11-15         |
| April .....                          | 10-12         |
| May.....                             | 14-14         |
| June.....                            | 11-16         |
| July.....                            | 12-15         |
| August.....                          | 14-14         |
| September/October .....              | 15-15         |
| Monday .....                         | 7-13          |
| Tuesday .....                        | 15-10         |
| Wednesday.....                       | 12-13         |
| Thursday.....                        | 3-11          |
| Friday.....                          | 14-12         |
| Saturday .....                       | 12-14         |
| Sunday .....                         | 13-13         |
| AL West .....                        | 39-37         |
| AL Central.....                      | 14-20         |
| AL East .....                        | 15-17         |
| Interleague.....                     | 8-12          |
| Shutouts.....                        | 12-10         |
| Extra Innings.....                   | 10-13         |
| Average Time of Game (9-inn.).....   | 2:54          |

## MARINERS SEASON HR

| Rk | PLAYER             | SEASON      | HR        |
|----|--------------------|-------------|-----------|
| 1. | Ken Griffey Jr.    | 1998        | 56        |
|    | Ken Griffey Jr.    | 1997        | 56        |
| 3. | Ken Griffey Jr.    | 1996        | 49        |
| 4. | Ken Griffey Jr.    | 1999        | 48        |
| 5. | Ken Griffey Jr.    | 1993        | 45        |
| 6. | <b>Nelson Cruz</b> | <b>2015</b> | <b>44</b> |
|    | Jay Buhner         | 1996        | 44        |

## HOME RUNS SINCE 2009

| Rk | PLAYER                   | HR         |
|----|--------------------------|------------|
| 1. | Albert Pujols.....       | 241        |
| 2. | Jose Bautista.....       | 240        |
| 3. | Miguel Cabrera.....      | 233        |
| 4. | <b>Nelson Cruz</b> ..... | <b>219</b> |
| 5. | David Ortiz.....         | 214        |

## HOME RUNS LAST 2 SEASONS

| Rk | PLAYER                   | HR        |
|----|--------------------------|-----------|
| 1. | <b>Nelson Cruz</b> ..... | <b>84</b> |
| 2. | Mike Trout.....          | 77        |



# 2015 Team Highlights

## INSIDE THE NUMBERS

# 0

**Hisashi Iwakuma** did not allow a hit in his start August 12 vs. the Orioles, recording the 4th individual no-hitter in Mariners history.

# .302

**Nelson Cruz** led the team in batting average (.302) and home runs (44), becoming the third player in club history to accomplish this: Lee Stanton (1975) & Ken Griffey Jr. (1993 & 1994).

# 18

Wins by **Felix Hernandez** to finish tied for 3rd in the American League.

# 23

Club-record 23 extra innings games.

# 26

Home runs hit by **Kyle Seager** to establish a career high.

# 30

**Robinson Canó** is the first player to record at least 30 doubles in each of his first 11 MLB seasons.

# 44

Home runs hit by **Nelson Cruz**, 2nd in MLB and tied for the most by a right-handed hitter in Mariners history.

# 51

Players used this season, including 13 rookies and 8 MLB debuts, to tie the club record with 1999 season.

# 90

Mariners hit **90 HR** at Safeco Field, 2nd-most in history of the park (92 in 2000).

# 92

Strikeouts by **Carson Smith** to tie the club record by a rookie relief pitcher with Enrique Romo (1977).

# 2,142

Career strikeouts by **Felix Hernandez**, 4th-most by a pitcher in baseball history prior to turning 30 years old.

**CANÓ HOMERS...** **Robinson Canó** finished the season with 21 home runs, 7 more than his season total (14) in 2014 in his first year with the Mariners...Canó hit 19 of his 21 home runs since June 22 (final 89 games), after hitting 2 homers in the first 67 games...19 HR since June 22 tied for 11th-most in the AL...of Canó's 21 home runs, 12 were with runners on base, 10 gave the Mariners the lead and 2 tied the game.

**STREAKING...** **Robinson Canó** recorded a hit in each of the final 16 games of the season (longest active streak in MLB at the end of the season)...Canó hit .354 (23x65) with 5 home runs and 14 RBI during the streak...marks the 27th double-digit hitting streak of his career, tied for 3rd-most amongst active players behind Ichiro (43), Alex Rodriguez (28) and tied with Miguel Cabrera (27)...8th career streak of 15+ games (longest since a career-high 23-game streak June 24-July 20, 2012 with NYY)...the 16-game season-ending hitting streak is the longest to end a season in club history...Joey Cora had a 16-game hitting streak to end the Mariners portion of his 1998 season before joining Indians for the final month of his MLB career...Edgar Martinez had a 14-game hitting streak to end the 1998 season.

**MULTI-HIT MADNESS...** **Robinson Canó** recorded 51 multi-hit games, tied for 7th-most in the American League...marks the 7th season in his career with at least 50 multi-hit games, including in each his last 6 seasons...Canó's streak of 6 straight seasons with at least 50 multi-hit games is the longest active streak in the Majors and the 3rd-longest streak among active players, trailing an 11-season streak by Ichiro Suzuki (2001-11) and a 9-season streak by Albert Pujols (2001-09).

**HITS, HITS, HITS...** **Robinson Canó** (179 hits, 7th in AL) and **Nelson Cruz** (178 hits, T8th in AL) each finished in the top 10 in the American League in hits...marks the 10th time in franchise history to have at least 2 players with 175 hits or more in a single season and first time since 2008 when Ichiro Suzuki, (213), Jose Lopez (191), Raul Ibanez (186) each recorded at least 175 hits.

**HOME RUN INCREASE...** the Mariners finished 5th in MLB with 198 home runs, which are tied for 5th-most in single-season club history: 1. 264 HR in 1997, 2. 245 HR in 1996, 3. 244 HR in 1999, 234 HR in 1998 & 5. 198 HR in 2000 & 2015...the Mariners hit 62 home runs more than last season (136 HR), which is the 3rd-largest increase this season in the Majors from 2014 to 2015: Astros (+67; 163 HR in '14 to 230 HR in '15) and Yankees (+65; 147 HR in '14 to 212 HR in '15).

**THAT'S CARSON, WITH A K...** **Carson Smith** recorded 92 strikeouts, the most by a rookie relief pitcher in MLB in 2015 -- Roberto Osuna (TOR) was 2nd with 75 and Arquimedes Caminero (PIT) was 3rd with 73...Smith tied Enrique Romo (92, 1977) for most strikeouts by a rookie reliever in club history...Smith's 70 appearances were also 2nd-most by a rookie in club history (Ed Vande Berg, 78 in 1982) and his 22 holds set a Mariners rookie record.

**EXTRA BASES...** **Nelson Cruz** (67) & **Kyle Seager** (63) each recorded 60+ extra-base hits, becoming the first pair of Mariners teammates with 60+ extra-base hits in the same season since Adrian Beltre (69) & Raul Ibanez (61) in 2007...in the American League, only the Blue Jays (3), Orioles (2) & Red Sox (2) boasted a pair of teammates with 60+ XBH this season.

**AL WEST...** posted a winning record against the American League West, going 39-37 (.513), including a 21-17 record at Safeco Field (18-20) on the road...13th time to post winning record vs. the West and 11th-best winning percentage against the division in club history...posted back-to-back winning seasons vs. the West (41-35 in 2014)...went 13-6 vs. the Athletics, 12-7 vs. the Rangers and 7-12 vs. the Astros and Angels...against other divisions went 15-17 vs. the AL East, 14-20 vs. AL Central and 8-12 in Interleague play.

**LOTS OF PLAYERS...** the Mariners used 51 players during the season, tying the club record with the 1999 season, including 28 different pitchers (also tied club record with 1999)...13 different rookies saw action and 8 players made their Major League debut (5 position players, 3 pitchers).

**OUTFIELD POP...** Mariners outfielders combined to hit 76 home runs, tied with the Angels for the most in the American League lead...ranks as the tied for 5th-most in club history and the most since hitting 89 in 1999...the club record for home runs by outfielders is 119 in 1997...**Nelson Cruz** hit 31 of his 44 home runs as an outfielder.

**BACK-TO-BACK JACKS...** the Mariners had a Major League-best 10 instances of back-to-back home runs during the 2015 season, two better than Houston, New York (NL) and Toronto...most back-to-back home runs since also recording 10 in 1999...club record is 18 back-to-back home runs in 1996.

**HOME RUN PRODUCTION...** the Mariners scored 306 of their 656 total runs via a home run in 2015 (46.65%), the highest percentage in club history (46.57 in 1999/400 of 859 runs)...the 46.6% percentage of runs scored via HR was 4th-highest in MLB in 2015, trailing Baltimore (47.4%/340 of 713), Houston (47.6%/347 of 729) and New York-AL (47.5%/363 of 764).

**25 HOMERS...** **Nelson Cruz** (44) and **Kyle Seager** (26) have combined to hit 70 home runs this season...the duo are the first Mariners teammates to hit at least 25+ home runs in a single season since Russell Branyan (31) and Jose Lopez (25) each hit at least 25 in 2009...also marked the 15th season in franchise history to have at least 2 players hit at least 25 homer in a single season, but only the 3rd time since 2001 (also: 2006 and 2009).

**HIGH RETURN RATE...** **Franklin Gutierrez** hit 15 home runs in 171 at-bats...his 11.40 AB/HR ratio was the 5th-best in club history (min. 15 HR) behind Ken Griffey Jr. (10.83 in 1994, 10.86 in 1997, 11.12 in 1996 & 11.30 in 1998)...was the 2nd-best AB/HR ratio in Majors behind Miami's Giancarlo Stanton (10.33)...Gutierrez hit 8 home runs in a 13 game span Aug. 24-Sept. 20 (43 at-bats).

**SAFECO HOMERS...** Seattle hit 90 home runs at Safeco Field this season, the 2nd-most in the history of the ballpark behind only the 2000 club (92) for most home runs in a single season at this ballpark...**Nelson Cruz** led the club with 17 home runs at Safeco this season, followed by **Robinson Canó** (11), **Mark Trumbo** (8), **Kyle Seager** (7), **Seth Smith** (7) & **Logan Morrison** (7).

**SECOND-HALF SLUGGERS...** the Mariners recorded 245 extra-base hits (132 2B, 8 3B, 105 HR) in 73 games during the second half, the 4th-most by any American League team behind Toronto (254), Houston (249) & Boston (248)...club's .446 slugging percentage during the second half is 3rd-best in the AL (TOR-.478 & HOU-.461).



# 2015 Team Highlights



**LEFTY LIFTOFF**...the Mariners hit 66 home runs against left-handed pitchers this season, 3rd-most in the Majors behind Houston (75) & Texas (70)...**Nelson Cruz** was tied for the Major League lead with 14 home runs against left-handed pitchers, just ahead of teammates **Kyle Seager** (13, 3rd in Majors) and **Mark Trumbo** (11, T5th in Majors)...**Robinson Canó** was T12th in the A.L. with 9 home runs vs. lefties.

**LOTS OF ARMS**...the Mariners used 28 pitchers in the 162 games this season, tying the club record from 1999...13 of the 28 pitchers were not with the Mariners last season and 9 of the pitchers are considered rookies in 2015...15 of the 28 pitchers appeared in at least 20 games.

**LAST AT-BAT MISERY**...the Mariners endured 27 defeats in their opponents final at-bat, the most in the Majors in 2015...the 12 walk-off losses are tied for 2nd-most in MLB (TB - 13)...have recorded 67 walk-off losses since 2010, the most in the Majors during that span.

**A TALE OF TWO HALVES**...the Mariners hit .264 (674x2551) with 344 runs, 132 doubles, 8 triples, 105 home runs and 330 RBI in 73 games after the All-Star break...Seattle ranked amongst the A.L. leaders after the All-Star Break in total bases (2nd, 1137), slugging percentage (3rd, .446), OPS (3rd, .773), home runs (4th, 105), extra-base hits (4th, 245), OBP (5th, .328), hits (5th, 674), runs (T5th, 234), average (6th, .264) & doubles (T6th, 132) in the second half of the season...Seattle increased their runs per game from 3.51 to 4.71 (+1.20 R/GM), which is the largest increase in the American League and 2nd-largest in the Majors, trailing increase by the Mets (+1.63) and ahead of the Phillies (+1.10).

**ALPHABET SOUP**...right-hander **Tony Zych** made his Major League debut Sept. 4 at Oakland, becoming the last player of the more than 18,000 players who have played Major League baseball listed in the baseball encyclopedia...he supplanted Edward (Dutch) Zwilling, who had held that distinction since he broke in with the White Sox on Aug. 14, 1910 (Zwilling played for Chicago's three Major League teams of that era: the Sox, the Cubs, and the Chicago entry in the Federal League, alternately known as the ChiFeds or the Whales)...the Mariners have also had the first player in the directory, when RHP David Aardsma played for the club from 2009-2010...and in another bit of baseball name trivia, the Mariners also had the first player with a hyphenated last name in LHP Ryan Rowland-Smith.

**HEY LEFTY**...**Kyle Seager** hit 26 home runs, including 13 home runs off left-handed pitching...Seager led the Majors for home runs by a left-handed batter off a left-handed pitcher, ranking ahead of Chris Davis (BAL, 10 of 47 HR vs. LHP) & Mike Moustakas (10 of 22 HR vs. LHP)...the 13 HR by a LH batter off a LH pitcher are the most by a Mariners player since Ken Griffey Jr. hit 21 in 1998...Ken Griffey Jr. is the only Mariners LH batter to hit 13+ HR off a LHP in a season (21 in 1998 & 1996, 16 in 1994, 14 in 1997, 13 in 1993).

**NICE MARINERS DEBUT**...**Shawn O'Malley** went 3-for-4 with 2 RBI in his Mariners debut Sept. 2 at Houston...according to the Elias Sports Bureau he became the 4th player with 3+ hits and 2+ RBI in the first game in a Mariners uniform, joining Henry Cotto (4/6/88 at OAK), Eliezer Alfonzo (5/30/10 at LAA) and Seth Smith (4/6/15 vs. LAA).

**BACKSTOP SACRIFICE**...Mariners catchers **Jesus Sucre** (9, T3rd in A.L.), **Mike Zunino** (8, T5th in A.L.) & **John Hicks** (1) combined for 18 of the Mariners 38 sac bunts this season...the 18 sac hits from the catcher position were the most in the Majors this season (TEX is 2nd with 13) and most since the Angels had 20 in 2011...the 18 sac hits by catchers set a Mariners club record (previous: 16 in 2000).

**MULTI-HR GAMES**...Seattle had 13 individual multi-HR games this season, 8th-most in the Majors, 5th in A.L. behind Baltimore (18), Toronto (16), Houston (15) & Boston (15)...the 13 multi-HR games came from **Nelson Cruz** (4), **Kyle Seager** (2), **Robinson Canó** (2), **Brad Miller** (1), **Mark Trumbo** (1), **Franklin Gutierrez** (1), **Logan Morrison** (1) & **Mike Zunino** (1).

**HOME TEAM HISTORY**...the Mariners 6-5 walk-off win in 10 innings August 11 vs. Baltimore, helped clinch a bit of baseball history...according to the *Elias Sports Bureau*, the home team won all 15 games on the MLB schedule on that date (8/11), marking the most games in one day, all won by the home team, in MLB history...the previous record was 12 games on May 23, 1914...the last date all home teams recorded a win was Sept. 16, 1989 (11-0).

**TRIPLE THE FUN**...the Mariners turned a triple play in the 4th inning (3-6-2-2) July 26 vs. Toronto, the team's 11th triple play turned in franchise history and first since Aug. 9, 2010 vs. OAK (5-4-3 started by Jose Lopez)...according to the SABR Triple Play database of over 700 Triple Plays, it was the first featuring a 3-6-2-2 triple play since Aug. 3, 1955 (Baltimore vs. Kansas City) -- Gus Triandos (1B), Willie Miranda (SS), Hal Smith (C).

**SUNDAY BESTS**...the past met the present for every Sunday home game in 2015 as the Mariners debuted their new alternate cream uniform...the new jersey and pants are a classic cream color, while the lettering and logo are the same as the current uniforms but in the original Mariners colors (Royal Blue & Gold)...in a nod to vintage baseball uniforms, there are no players' names on the backs of the jerseys; just large block numbers in royal with gold trim...the look is completed with a royal blue cap with gold Mariners "S" and compass rose baseball logo and royal blue socks with gold stripes...the Mariners finished 7-6 in the uniforms.

**HOME RUN DATA**...Mariners hit 198 home runs, 5th-most in the A.L. (hit 136 in 2014)...the 198 home runs were T5th-most in club history behind 1997 (264), 1996 (245), 1999 (244), 1998 (234) & tied with 2000 (198)...hit 117 solo home runs, 58 2-run homers and 19 3-run HR...hit four grand slams after not hitting one in 2014.

**SHUTOUT DEBUT**...rookie **Steven Baron** made his Major League debut Sept. 9 vs. Texas, catching all 9.0 innings of the one-hit shutout...became the first Mariners catcher to catch a shutout in his Major League debut and he is just the third catcher since 1914 to catch a 9.0-inning one-hitter in his Major League debut...he joins Boston's Russ Gibson (April 14, 1967 at Yankees) & Pittsburgh's Walter Schmidt (April 13, 1916 at Cardinals).

**WELCOME TO THE SHOW**...8 players made their Major League debut with the Mariners during the 2015 season: **Tyler Olson** (4/7 vs. LAA), **Maykol Guaipe** (6/1 vs. NYY), **Mike Montgomery** (6/2 vs. NYY), **David Rollins** (7/4 at OAK), **Ketel Marte** (7/31 at MIN), **John Hicks** (8/29 at CWS), **Steven Baron** (9/9 vs. TEX) and **Tony Zych** (9/4 at OAK)...a total of 13 rookies saw action on the field during the season.

## CRUZ - AL LEADERBOARD

**Nelson Cruz** finished in the top 10 in several offensive categories, including 2nd in home runs (44), 3rd in slugging pct. (.566), 4th in OPS (.936), 8th in AVG (.302), T8th in hits (178), T10th in XBH (67), 10th in OBP (.369), T11th in multi-H G (49), T12th in RBI (93)...here are the AL leaders in a few of those categories:

| AL Player                   | Home Runs |
|-----------------------------|-----------|
| 1. Chris Davis (BAL)        | 47        |
| 2. <b>Nelson Cruz (SEA)</b> | 44        |
| 3. Josh Donaldson (TOR)     | 41        |
| 4. Mike Trout (LAA)         | 41        |
| 5. Jose Bautista (TOR)      | 40        |
| 6. Albert Pujols (LAA)      | 40        |

| AL Player                   | OPS  |
|-----------------------------|------|
| 1. Mike Trout (LAA)         | .991 |
| 2. Miguel Cabrera (DET)     | .974 |
| 3. Josh Donaldson (TOR)     | .939 |
| 4. <b>Nelson Cruz (SEA)</b> | .936 |
| 5. Edwin Encarnacion (TOR)  | .929 |

| AL Player                   | Batting Avg. |
|-----------------------------|--------------|
| 1. Miguel Cabrera (DET)     | .338         |
| 2. Xander Bogaerts (BOS)    | .320         |
| 3. Jose Altuve (HOU)        | .313         |
| 4. Michael Brantley (CLE)   | .310         |
| 5. Lorenzo Cain (KC)        | .307         |
| 6. Prince Fielder (TEX)     | .305         |
| 7. Jason Kipnis (CLE)       | .303         |
| 8. <b>Nelson Cruz (SEA)</b> | .302         |
| 9. Mike Trout (LAA)         | .299         |
| 10. Eric Hosmer (KC)        | .297         |

| AL Player                     | Hits |
|-------------------------------|------|
| 1. Jose Altuve (HOU)          | 200  |
| 2. Xander Bogaerts (BOS)      | 196  |
| 3. Prince Fielder (TEX)       | 187  |
| 4. Ian Kinsler (DET)          | 185  |
| 5. Josh Donaldson (TOR)       | 184  |
| 6. Manny Machado (BAL)        | 181  |
| 7. <b>Robinson Canó (SEA)</b> | 179  |
| 8. <b>Nelson Cruz (SEA)</b>   | 178  |
| 9. Jose Abreu (CWS)           | 178  |
| 10. Eric Hosmer (KC)          | 178  |

## AL WINS LEADER

| Rk | Pitcher                      | Wins |
|----|------------------------------|------|
| 1. | Dallas Keuchel (HOU)         | 20   |
| 2. | Collin McHugh (HOU)          | 19   |
| 3. | <b>Felix Hernandez (SEA)</b> | 18   |
| 4. | David Price (DET/TOR)        | 18   |
| 5. | Colby Lewis (TEX)            | 17   |
| 6. | Mark Buehrle (TOR)           | 15   |
| 7. | Garrett Richards (LAA)       | 15   |

## MARINERS SINGLE-SEASON HR

| RK | SEASON | HR  |
|----|--------|-----|
| 1. | 1997   | 264 |
| 2. | 1996   | 245 |
| 3. | 1999   | 244 |
| 4. | 1998   | 234 |
| 5. | 2015   | 198 |
|    | 2000   | 198 |

## ROOKIE RELIEF RECORDS

| Rk | Pitcher                    | Rookie Relief SO |
|----|----------------------------|------------------|
| 1. | <b>Carson Smith (2015)</b> | 92               |
|    | Enrique Romo (1977)        | 92               |
| 3. | Danny Farquhar (2013)      | 79               |
| 4. | Kazuhiro Sasaki (2000)     | 78               |
| 5. | Bill Wilkinson (1987)      | 73               |

| Rk | Pitcher                    | Rookie Appearances |
|----|----------------------------|--------------------|
| 1. | Ed Vande Berg (1982)       | 78                 |
| 2. | <b>Carson Smith (2015)</b> | 70                 |
| 3. | Jeff Nelson (1992)         | 66                 |
| 4. | Lucas Luetge (2012)        | 63                 |
|    | Yoervis Medina (2013)      | 63                 |
|    | Kazuhiro Sasaki (2000)     | 63                 |



# 2015 Team Highlights

## FELIX AL RANKINGS

**Felix Hernandez** was amongst the American League leaders in several pitching categories:

| Category       | Ranking    |
|----------------|------------|
| Shutouts       | 2 T1st     |
| Wins           | 18 T3rd    |
| Winning %      | .667 T6th  |
| Complete Games | 2 T7th     |
| Strikeouts     | 191 8th    |
| Quality Starts | 20 T8th    |
| K/9.0 IP       | 8.52 9th   |
| WHIP           | 1.18 12th  |
| Innings        | 201.2 13th |
| ERA            | 3.53 14th  |
| SO/BB Ratio    | 3.29 14th  |
| Opp Avg        | .240 16th  |

## STRIKEOUTS BEFORE AGE 30

**Felix Hernandez** has recorded 2,142 strikeouts in his 11 Major League seasons...that number is 4th-best amongst pitchers prior to turning 30 years old and 11th-best by any pitcher in the first 11 seasons of a career:

### Most Strikeouts – Before Turning 30 Debut since 1900 (Elias Sports Bureau)

| Pitcher                | Strikeouts   |
|------------------------|--------------|
| Walter Johnson         | 2,302        |
| Sam McDowell           | 2,271        |
| Bert Blyleven          | 2,250        |
| <b>Felix Hernandez</b> | <b>2,142</b> |
| Nolan Ryan             | 2,085        |
| Sandy Koufax           | 2,079        |
| Don Drysdale           | 2,038        |
| Bob Feller             | 2,002        |
| Pedro Martinez         | 1,981        |
| Christy Mathewson      | 1,908        |

## LONG HITTING STREAKS

**Nelson Cruz** recorded a career-high 21-game hitting streak July 21-August 11...was tied for the 5th-longest single-season hitting streak in club history, and longest since a club-record 27-game streak by Ichiro in 2009:

| Rk | PLAYER             | G         | Dates                 |
|----|--------------------|-----------|-----------------------|
| 1. | Ichiro Suzuki      | 27        | 5/6-6/3/2009          |
| 2. | Ichiro Suzuki      | 25        | 5/7-6/1/2007          |
| 3. | Joey Cora          | 24        | 5/2-29/1997           |
| 4. | Ichiro Suzuki      | 23        | 4/22-5/18/2001        |
| 5. | <b>Nelson Cruz</b> | <b>21</b> | <b>7/21-8/11/2015</b> |
|    | Ichiro Suzuki      | 21        | 7/4-29/2004           |
|    | Ichiro Suzuki      | 21        | 8/3-24/2001           |
|    | Richie Zisk        | 21        | 7/6-8/3/1982          |
|    | Dan Meyer          | 21        | 6/9-30/1979           |

## CANO KEEPS ON HITTING

**Robinson Canó** finished 7th in the American League with 179 hits and T7th with 51 multi-hit games...since his debut season in 2005 with the Yankees Canó ranks amongst MLB leaders in several offensive categories:

| Category    | Since '05   | Since '09   |
|-------------|-------------|-------------|
| Doubles     | 446 (1st)   | 1st (295)   |
| Hits        | 2,015 (2nd) | 1st (1,344) |
| Multi-Hit G | 598 (2nd)   | 1st (397)   |
| Games       | 1,687 (3rd) | 1st (1,114) |
| XBH         | 716 (4th)   | 2nd (488)   |
| Runs        | 958 (5th)   | 3rd (655)   |
| Avg         | .307 (8th)  | 5th (.310)  |
| RBI         | 983 (9th)   | 4th (674)   |

## LATE SEASON SURGE

**Robinson Canó** hit .330 (109x330) with 15 doubles, 1 triple, 17 home runs over the final 82 games of the season (since 7/1)...ranked 4th in AL in batting average over this span and tied for 13th in home runs.

**TIME TO GO HOME**...the Mariners recorded six walk-off wins during the season: **Nelson Cruz** walk-off single in 9th on April 19 vs. Texas, **Logan Morrison** walk-off home run in 11th inning on May 8 vs. Oakland, **Nelson Cruz** walk-off single in 9th inning on May 15 vs. Boston, **Robinson Canó** walk-off single in 11th inning on July 7 vs. Detroit, **Franklin Gutierrez** walk-off home run in 10th inning on July 26 vs. Toronto & **Austin Jackson** bases loaded RBI single in the 10th inning on Aug. 11 vs. Baltimore.

**TWO BETTER THAN ONE**...**Ketel Marte** reached base at least twice in 10 straight games Sept. 13-24...it was the longest such streak by a Mariners player since Justin Smoak reached base 2+ times in 12 straight Sept. 26, 2010-April 4, 2011...the longest such streaks in the American League in 2015 were by Mike Trout (12, June 24-July 8) & Miguel Cabrera (11, Aug. 15-26).

**GET IN THERE, KID**...catcher **John Hicks** made his Major League debut Aug. 29 at Chicago (A.L.) as a defensive replacement at third base...was the first player to make his Major League debut at a position he had never played since Junior Lake made his ML debut in center field for the Chicago Cubs on July 19, 2013 vs. Colorado (excludes players who made ML debut at DH)...over 5 seasons in the minor league Hicks has appeared in 353 games at catcher, 11 games at first base, 3 at designated hitter and 1 in left field.

**POWER OF FIVE**...the Mariners had 5 players that hit 15+ home runs this season (Cruz, Seager, Canó, Morrison & Gutierrez)...it was the first time since 2001 that the club has had 5 players with that many home runs (Bell, Boone, Cameron, Martinez, Olerud)...Mark Trumbo hit 13 home runs with Seattle (22 overall)...Seattle was one of 10 teams in the Majors this season with 5+ players that hit 15+ home runs.

**DOUBLES MACHINE**...**Kyle Seager** ranked T8th in the American League with 37 doubles, while teammate **Robinson Canó** (34) was T16th...since 2010, only Canó (37 in 2014) has had 37+ doubles in a season for the Mariners...since 2012, Seager ranks T8th in the American League with 131 doubles, while teammate Canó leads the A.L. with 160.

**BULLPEN BULLIES**...the Mariners bullpen did not allow a run for 23.0 consecutive innings Sept. 12-19, during a 7-game span...the 23.0 inning scoreless streak was the 6th-longest bullpen scoreless streak in club history...the only longer streaks are: 32.0 (7/8-21/01), 32.0 (5/15-30/02), 24.1 (7/20-28/95), 24.0 (7/4-10/87), 23.2 (6/11-22/02).

**ONE (OR NONE) IS ALL YOU GET**...the Mariners pitching staff had four games in 2015 in which they allowed one hit or less, including **Hisashi Iwakuma's** no-hitter...since 1970, only 8 teams have had at least four such games in a single season and three of them were in 2015...the Cleveland Indians (6) & Washington Nationals (4) joined the Mariners as pitching staffs with at least four such games.

**BACK-TO-BACK SHUTOUTS**...LHP **Mike Montgomery** recorded back-to-back shutouts June 23 vs. Kansas City and June 30 at San Diego (1-hitter)...just the 7th time in club history a pitcher has thrown consecutive shutouts, and first time since Freddy Garcia July 1 & July 6, 2001...became the first rookie pitcher in MLB to throw back-to-back shutouts...according to the Elias Sports Bureau, became the 4th pitcher over the last 40 years to record at pair of shutouts within the first 6 starts of a career: Fernando Valenzuela (1981), Orel Hershiser (1984) and Jeremy Sowers (2006).

**SAVE IT**...Seattle had three pitchers record at least 10 saves this season: **Fernando Rodney** (16), **Carson Smith** (13) & **Tom Wilhelmsen** (13)...the 2015 Mariners are one of just 19 teams in Major League history to have at least three players record 10+ saves in a season (last: 2014 Angels)...Seattle recorded 45 saves as a team, T5th-most in the American League behind Tampa Bay (60), Kansas City (56), New York-AL (48) & Los Angeles-AL (46).

**FIVE IN A ROW**...**Taijuan Walker** (June 10-July 1) & **Felix Hernandez** (April 18-May 10) both had streaks of 5 consecutive starts won...there have been 22 such streaks in club history (last: Hernandez, May 12-June 2, 2014)...the 5-game streaks were T2nd-longest in the American League in 2015 behind Boston's Joe Kelly who had an 8-game streak (Aug. 1-Sept. 9).

**SHUTOUTS**...Seattle recorded 12 shutouts, T3rd-most in the American League behind Oakland (15) & Houston (13)...the 12 team shutouts is T5th-most in club history behind 2003 (15), 2001 (14), 2013 (14), 1991 (13) and tied with 2007 & 2002...Seattle had 5 individual shutouts this season: **Felix Hernandez** (2), **Mike Montgomery** (2) and **Hisashi Iwakuma** (1)...Seattle boasted two pitchers with multiple shutouts this season, the first time a team boasted two in the same season with the 2012 Mets (R.A. Dickey & Johan Santana) and the first in the American League since the 2011 Angels (Dan Haren & Jered Weaver).

**MOVING AROUND THE OUTFIELD**...**Brad Miller** played all three outfield positions Oct. 3 vs. Oakland, starting in center field (6.0 innings), moving to right field (1.0 inning) and finishing in left field (2.0 innings)...becomes the 4th player in Mariners history to play all three outfield positions in a game: Rich Amaral (9/11/92 at OAK), Stan Javier (4/21/00 vs. KC), Michael Saunders (5/5/14 at OAK).

**GETTING ON BASE**...**Ketel Marte** hit .283 (62x219) with 25 runs, 14 doubles, 3 home runs, 2 RBI and 17 RBI with a .351 on-base percentage...his .351 on-base percentage is the 4th-best by a rookie in club history (min. 200 PA)...only Alvin Davis (.391 in 1984), Ichiro Suzuki (.381 in 2001) & Phil Bradley (.373 in 1984) posted better rookie on-base percentages than Marte.

**NO START, NO WORRIES**...**Logan Morrison** homered on Sept. 1st & 2nd at Houston, coming off the bench in each game...became the second Mariners player to hit a HR in consecutive team games in which he did not start, joining Leroy Stanton in 1977.

**ALL HANDS ON DECK**...Seattle had 12 relievers make at least 15 relief appearances in 2015, T2nd-most in the American League behind Tampa Bay (13)...T4th in the Majors behind Atlanta (15), Colorado (13) and Tampa Bay...**Carson Smith** (70), **Fernando Rodney** (54), **Joe Beimel** (53) & **Tom Wilhelmsen** (53) all appeared in at least 50 games out of the bullpen for Seattle.



# 2015 Team Highlights



**OPENING DAY FELIX...**Felix Hernandez made his club-record 8th career Opening Day start, earning the win by allowing 1 run in 7.0 innings...was his 7th consecutive OD start (2007 vs. OAK, 2009 at MIN, 2010 at OAK, 2011 at OAK, 2012 at OAK-Tokyo, 2013 at OAK, 2014 at LAA)...Felix is 6-0, 1.48 ERA (10 ER, 60.1 IP) with 62 strikeouts in his 8 career Opening Day starts.

**YOUNG OPENING DAY STARTS...**Felix Hernandez is the first pitcher in Major League history (since 1900) to make 8 Opening Day starts prior to turning 29...only four other pitchers have made 7 Opening Day starts as a pitcher before turning 29:

**Most Career Opening Day Starts by Pitcher Before Turning 29:**

|                        |          |   |
|------------------------|----------|---|
| <b>Felix Hernandez</b> | <b>8</b> | <b>2007, 2009, 2010, 2011, 2012, 2013, 2014, 2015</b> |
| Bert Blyleven          | 7        | 1972, 1973, 1974, 1975, 1976, 1977, 1979              |
| Dennis Eckersley       | 7        | 1976, 1977, 1979, 1980, 1981, 1982, 1983              |
| Dwight Gooden          | 7        | 1985, 1986, 1988, 1989, 1990, 1991, 1993              |

**OPENING DAY WIN STREAK...**the Mariners extended their Opening Day winning streak to 9 consecutive games with a 4-1 win vs. the Angels (old record was 5 straight from 1982-86)...it is the longest OD winning streak since the Cincinnati Reds posted 9 straight wins on Opening Day from 1983-1991, and is tied for the longest American League Opening Day win streak with the St. Louis Browns (9 straight, 1937-45).

**CIVIL RIGHTS GAME...**the Mariners and Dodgers played in the 2015 Civil Rights Game, baseball's annual celebration of the people who helped usher in a new era of social progress in this country, which was held on Jackie Robinson Day this year on April 15 at Dodger Stadium...the Civil Rights Game was the ninth installation of an annual event that began in Memphis in 2007, centering on an exhibition game between the St. Louis Cardinals and Cleveland Indians...after another exhibition game in Memphis in 2008, the Civil Rights Game moved to Cincinnati (2009-2010), Atlanta (2011-2012), and Chicago (2013) as regular season contests, and last year was hosted in Houston by the Astros.

**PINCH-HIT SLAM...**Franklin Gutierrez hit a pinch-hit grand slam July 21st at Detroit, turning an 8-7 deficit into a 11-8 lead (2 outs, bottom of 8th inning)...was the second pinch-hit grand slam in club history joining Ben Broussard on April 21, 2007 at LAA (off Scot Shields).

**VENEZUELAN K KING...**Felix Hernandez passed Johan Santana for the most Major League strikeouts by a Venezuelan-born pitcher...Santana struck out 1,988 batters in his career, prior to Felix passing him during his May 4 start at LAA...Felix is 2nd in Mariners history with 2,142 strikeouts, 20 behind club-record holder Randy Johnson (2,162).

**TOUGH TRAVEL SCHEDULE...**the Mariners logged an MLB-high 43,254 flight miles during the season...that figure is a decrease over the 2014 total of nearly 52,000 miles...the club will once again lead the majors with over 48,000 miles in 2016.

**THANK YOU FANS...**the Mariners drew 2,193,041, eclipsing the two-million mark for the second straight season...drew an average of 27,075 fans per game...the final attendance number was an increase over the 2014 total of 2,063,624, a 5.9 percent increase...had the lone sellout of the season on Opening Day vs. the Angels on April 6 (45,907).

**INSTANT REPLAY...**in the second year of Major League Baseball's expanded instant replay, the Mariners challenged 39 plays, with 28 being overturned...the 71.79% rate overturned was 2nd-best in MLB behind the Yankees (24 of 32 challenges/75% overturned)...there were 1,338 reviews (up from 1,275 in 2014) -- 654 calls being overturned (48.9%) and...the average length of review was 1:51 (was 1:46 in 2014).

**DRAFT RECAP...**the Mariners concluded the 2015 Major League First-Year Player Draft by selecting 40 players, highlighted by their first pick, right-handed pitcher **Nick Neidert**, who was a 2nd round pick (60th overall) in the draft...overall the Mariners selected 25 pitchers, including 7 left-handers, 2 catchers, 9 infielders (3 1B, 4 SS, 2 3B), and 4 outfielders...Seattle selected 27 college players and 13 high school players.

**MINOR LEAGUE AWARDS...**the Mariners announced the organizations Minor League Awards for the 2015 season: INF/DH **Jesus Montero** (Tacoma/Seattle) and OF **Tyler O'Neill** (Bakersfield) were named Co-Players of the Year, RHP **Edwin Diaz** (Bakersfield/Jackson) was named the Starting Pitcher of the Year, LHP **Paul Fry** (Bakersfield/Jackson) was named Relief Pitcher of the Year and OF **Jabari Blash** (Jackson/Tacoma) received the Heart and Soul Award for his exemplary play and leadership...the Mariners also recognized SS **Drew Jackson** (Northwest League Player of the Year) and **Rob Mumma** (Northwest League Manager of the Year).

**ALMOST NEEDED A SUN DIAL...**the game on Aug. 29 at Chicago (AL) clocked in at 4 hours, 16 minutes, tied for the longest 9-inning game in the majors this season (4/11, CLE at DET)...since 1987 (when TOG was tracked) marked the 6th time the Mariners have played over 4 hours in a 9-inning game and 2nd-longest trailing only a 4 hour, 20-minute marathon in a 14-13 loss on May 17, 1996 at Baltimore.

**SIMPLY SETH...**of **Seth Smith's** 12 home runs on the season, 1 was a game-tying home run and 6 were go-ahead home runs including the deciding home run on the last day of the season to give the Mariners a 3-2 win over Oakland...four of his final six home runs either tied the game or gave the Mariners the lead.

**DOUBLE-DIGIT K'S...**Seattle starters struck out 10+ batters 8 times during the season by six different pitchers: **Felix Hernandez** (2), **Taijuan Walker** (2), **Hisashi Iwakuma** (1), **Mike Montgomery** (1), **Roenis Elias** (1) & **Vidal Nuño** (1)...the eight games of 10+ strikeouts by a single pitcher were 75th-most in the American League behind Cleveland (20), Chicago (16), Tampa Bay (13) and Houston (10).

**VERSATILITY...****Brad Miller** joined **Mark McLemore** ('01) as only Mariners to start a game at third base, shortstop, second base, left field, center field, right field and DH in the same season.

**BULLPEN BOUNCEBACK...**the Mariners bullpen posted a 3.22 ERA (48 ER, 134.0 IP) with 129 strikeouts in 37 games from Aug. 25 through the end of the season...in the first 119 games of the season, the bullpen posted a 4.47 ERA (193 ER, 389.0 IP) with 18 blown saves.

**WHAT A ONE-HITTER...****Taijuan Walker** recorded the 12th 1-hitter (11th of the 9-inning variety) and the 15th start allowing 1 or 0 hits in Mariners history July 31 at Minnesota...he was 22 years, 352 days old; now the third-youngest pitcher to toss a 1-hitter in club history: Felix Hernandez-21.003, Gil Meche-21.279... according to our friends at the Elias Sports Bureau since 1969, only 4 other pitchers have thrown a CG allowing no more than one hit with double-digit strikeouts before turning 23 years old: Dennis Eckersley in his no-hitter in 1977, Dwight Gooden in 1984, Kerry Wood in his 20-strikeout game in 1998, and Shelby Miller in 2013.

**TWIN DOMINATION...****Hisashi Iwakuma** allowed a solo HR (Dozier) w/1 out in the 9th Oct. 2 at MIN, the 1st earned run he'd allowed in his career vs. the Twins, snapping a string of 41 2/3 innings...per STATS Inc., that's the longest streak to begin a career vs. any team since 1974 (as far back as their records go); previous record was 40.0 IP, Troy Percival vs. MIN (5/16/95-8/27/04)...in six career starts vs. the Twins, Iwakuma is 5-0 with a 0.21 ERA (1 ER / 42.1 IP).

**GETTING COMFORTABLE...****Mark Trumbo** hit .302 (77x255) with 35 runs, 12 doubles, 12 home runs, 36 RBI and an .849 OPS over his final 74 games of the season...hit 10 of his 22 home runs in his final 48 games from Aug. 7 through the end of the season...hit just .139 (11x79) with 4 runs, 1 double, 1 home run and 5 RBI in his first 22 games with the Mariners.

**ROAD RUNNERS...****Kyle Seager** (49) & **Nelson Cruz** (48) ranked 8th & 9th in the American League in road RBI...they ranked behind just Chicago's Jose Abreu (57), Toronto's Josh Donaldson (54) & Edwin Encarnacion (53), Los Angeles' Mike Trout (53), Texas' Prince Fielder (52), Detroit's J.D. Martinez (51) & Los Angeles' Albert Pujols (50).

**POST-SEASON MAINTENANCE...****Robinson Canó** underwent surgery Oct. 13 to repair left & right side core muscle injuries...the surgery was performed in Philadelphia by Dr. William Meyers of the Vincera Institute...recovery is expected to take six weeks, and Canó should be completely recovered for the start of Spring Training in February.

**FIRST TIME FOR EVERYTHING...****Ketel Marte** (8/1 at MIN), **Taijuan Walker** (8/5 at COL) & **John Hicks** (8/30 at CWS) each recorded their first Major League hits this season...**Tyler Olson** (4/11 at OAK), **Mike Montgomery** (6/13 at HOU), **Rob Rasmussen** (8/4 at COL), **Edgar Olmos** (8/25 vs. OAK) & **Jose Ramirez** (9/4 at OAK) each collected their first Major League wins.

**HERE TODAY...**of the 25 players on the active Opening Day roster, eight were no longer with the organization by the end of the season: **Yoervis Medina** (Trade), **Fernando Rodney** (DFA/Trade), **J.A. Happ** (Trade), **Willie Bloomquist** (DFA), **Dustin Ackley** (Trade), **Austin Jackson** (Trade), **Justin Ruggiano** (Trade) & **Rickie Weeks** (DFA).

**START IT UP...**Seattle had 10 pitchers make starts in 2015 including eight that made 10+ starts: Felix Hernandez (31), Taijuan Walker (29), Roenis Elias (20), J.A. Happ (20), Hisashi Iwakuma (20), Mike Montgomery (16), James Paxton (13) & Vidal Nuño (10).





# Hitters Notes

## TEAM BATTING BREAKDOWN

|               | AVG  | G   | AB   | R   | H    | 2B  | 3B | HR  | RBI | BB  | IBB | SO   | HBP | SB | CS | OBP  | SLG  | OPS  |
|---------------|------|-----|------|-----|------|-----|----|-----|-----|-----|-----|------|-----|----|----|------|------|------|
| Total         | .249 | 162 | 5544 | 656 | 1379 | 262 | 22 | 198 | 624 | 478 | 31  | 1336 | 36  | 69 | 45 | .311 | .411 | .722 |
| vs. Left      | .264 | -   | 1850 | -   | 489  | 80  | 5  | 66  | 219 | 128 | 11  | 437  | 9   | 16 | 10 | .313 | .420 | .733 |
| vs. Right     | .241 | -   | 3694 | -   | 890  | 182 | 17 | 132 | 405 | 350 | 20  | 899  | 27  | 53 | 35 | .309 | .407 | .716 |
| Home          | .249 | 81  | 2711 | 310 | 676  | 123 | 10 | 90  | 294 | 242 | 15  | 690  | 17  | 28 | 24 | .313 | .402 | .715 |
| Away          | .248 | 81  | 2833 | 346 | 703  | 139 | 12 | 108 | 330 | 236 | 16  | 646  | 19  | 41 | 21 | .309 | .420 | .729 |
| Day           | .235 | 51  | 1752 | 202 | 412  | 83  | 7  | 53  | 190 | 165 | 12  | 421  | 10  | 21 | 17 | .302 | .381 | .684 |
| Night         | .255 | 111 | 3792 | 454 | 967  | 179 | 15 | 145 | 434 | 313 | 19  | 915  | 26  | 48 | 28 | .315 | .425 | .739 |
| RISP          | .232 | -   | 1300 | -   | 301  | 63  | 6  | 38  | 410 | 153 | 31  | 343  | 8   | 13 | 8  | .309 | .377 | .686 |
| Bases Loaded  | .216 | -   | 102  | -   | 22   | 3   | 0  | 4   | 67  | 8   | 0   | 30   | 0   | 0  | 1  | .259 | .363 | .621 |
| Pre-All Star  | .236 | 89  | 2993 | 312 | 705  | 130 | 14 | 93  | 294 | 245 | 15  | 713  | 21  | 35 | 26 | .296 | .382 | .678 |
| Post-All Star | .264 | 73  | 2551 | 344 | 674  | 132 | 8  | 105 | 330 | 233 | 16  | 623  | 15  | 34 | 19 | .328 | .446 | .773 |
| April         | .239 | 22  | 746  | 79  | 178  | 30  | 3  | 25  | 73  | 57  | 4   | 155  | 3   | 13 | 5  | .293 | .387 | .681 |
| May           | .233 | 28  | 944  | 107 | 220  | 42  | 5  | 37  | 99  | 83  | 7   | 248  | 9   | 9  | 12 | .299 | .406 | .705 |
| June          | .220 | 27  | 892  | 74  | 196  | 36  | 5  | 17  | 71  | 75  | 3   | 222  | 4   | 7  | 8  | .282 | .328 | .611 |
| July          | .268 | 27  | 943  | 119 | 253  | 51  | 2  | 37  | 116 | 78  | 5   | 210  | 8   | 14 | 3  | .327 | .444 | .771 |
| August        | .265 | 28  | 1007 | 133 | 267  | 58  | 3  | 42  | 127 | 84  | 6   | 260  | 5   | 14 | 5  | .323 | .454 | .777 |
| September     | .266 | 27  | 905  | 134 | 241  | 43  | 4  | 37  | 129 | 92  | 6   | 223  | 6   | 11 | 12 | .336 | .445 | .781 |
| October       | .224 | 3   | 107  | 10  | 24   | 2   | 0  | 3   | 9   | 9   | 0   | 18   | 1   | 1  | 0  | .288 | .327 | .615 |

-- Here is a look at the Mariners hitters in 2015 --

### #10 - STEVEN BARON, C

B/T: R/R • Ht: 6-0 • Wt: 205 • Service: 0.027 • Born: 12-7-90 in Miami, FL (Age: 24, turns 25 Dec. 7)

- **MLB Totals** - Appeared in four games, all starts behind the plate, going hitless in 11 at-bats.
- **Quite A Debut** - Made his Major League debut September 9, catching all 9.0 innings of the one-hit shutout...became first Mariners catcher to catch a shutout in his Major League debut...he was just the third catcher since 1914 to catch a 9.0-inning one-hitter in Major League debut...joins Boston's Russ Gibson (April 14, 1967 at Yankees) & Pittsburgh's Walter Schmidt (April 13, 1916 at Cardinals).
- **Moving Up** - Promoted to AAA Tacoma on June 4...hit .277 (51x184) with 27 runs, 12 doubles, 3 home runs, 20 RBI, 10 walks in 53 games with the Rainiers.
- **AA Recap** - Began season with AA Jackson, batting .243 (26x107) with 17 runs, 5 doubles, 1 triple, 13 RBI, 20 walks and 3 stolen bases in 35 games.
- **Going, Going, Gone** - Hit first career AAA home run and drove in a career-high tying 4 RBI on July 3 vs. Las Vegas (2x4, R, 2B, HR, 4 RBI)...3rd time in career to record 4 RBI in a game and first since Aug. 9, 2013 vs. Lancaster (w/High-A High Desert).
- **Strong Arm** - Combined to throw out 27.8% of attempted basestealers in the minors (8 CS/24 SB with Tacoma & 12 CS, 28 SB with Jackson).

| 2015 Splits   | AVG  | G | AB | R | H | 2B | 3B | HR | RBI | BB | IBB | SO | HBP | SB | CS | OBP  | SLG  | OPS  |
|---------------|------|---|----|---|---|----|----|----|-----|----|-----|----|-----|----|----|------|------|------|
| Total         | .000 | 4 | 11 | 0 | 0 | 0  | 0  | 0  | 0   | 0  | 0   | 2  | 0   | 0  | 0  | .000 | .000 | .000 |
| vs. Left      | .000 | - | 3  | - | 0 | 0  | 0  | 0  | 0   | 0  | 0   | 0  | 0   | 0  | 0  | .000 | .000 | .000 |
| vs. Right     | .000 | - | 8  | - | 0 | 0  | 0  | 0  | 0   | 0  | 0   | 2  | 0   | 0  | 0  | .000 | .000 | .000 |
| Home          | .000 | 2 | 6  | 0 | 0 | 0  | 0  | 0  | 0   | 0  | 0   | 0  | 0   | 0  | 0  | .000 | .000 | .000 |
| Away          | .000 | 2 | 5  | 0 | 0 | 0  | 0  | 0  | 0   | 0  | 0   | 2  | 0   | 0  | 0  | .000 | .000 | .000 |
| Day           | .000 | 1 | 2  | 0 | 0 | 0  | 0  | 0  | 0   | 0  | 0   | 0  | 0   | 0  | 0  | .000 | .000 | .000 |
| Night         | .000 | 3 | 9  | 0 | 0 | 0  | 0  | 0  | 0   | 0  | 0   | 2  | 0   | 0  | 0  | .000 | .000 | .000 |
| RISP          | .000 | - | 2  | - | 0 | 0  | 0  | 0  | 0   | 0  | 0   | 2  | 0   | 0  | 0  | .000 | .000 | .000 |
| Post-All Star | .000 | 4 | 11 | 0 | 0 | 0  | 0  | 0  | 0   | 0  | 0   | 2  | 0   | 0  | 0  | .000 | .000 | .000 |
| September     | .000 | 4 | 11 | 0 | 0 | 0  | 0  | 0  | 0   | 0  | 0   | 2  | 0   | 0  | 0  | .000 | .000 | .000 |

### #22 - ROBINSON CANO, 2B

B/T: L/R • Ht: 6-0 • Wt: 212 • Service: 10.153 • Born: 10-22-82 in San Pedro de Macoris, Dominican Republic (Age: 33)

- **Season Totals** - Hit .287 (179x624) with 82 runs, 34 doubles, 1 triple, 21 home runs and 79 RBI in 156 games (155 starts).
- **2,000 Hits** - Recorded 2,000th career hit Sept. 23 at Kansas City, becoming the 14th player in Major League history with 2,000 hits within his first 11 seasons of a career...also became the 5th-youngest active player (32 years, 336 days) to record 2,000 hits before turning 33.
- **Consistent Pop** - Hit 21 home runs, becoming the 8th Major League second baseman to hit 20+ home runs in at least 6 different seasons...joins Jeff Kent (12), Dan Uggla (7), Craig Biggio (7), Joe Gordon (7), Rogers Hornsby (7), Bret Boone (6) & Ryne Sandberg (6) on the elite list.
- **Middle Infield Pop** - Recorded 6th 20-home run season, becoming 14th middle infielder (8th 2B) with at least 6 20-HR seasons in a career.
- **Resurgence** - Hit .330 (109x330) with 52 runs, 15 doubles, 1 triple, 17 home runs, 55 RBI & a .920 OPS in final 82 games (since July 1)...in first 74 games of season hit .238 (70x294) with 30 runs, 19 doubles, 4 home runs, 24 RBI and a .621 OPS.
- **Second-Half Pop** - Hit 15 home runs in second half, T11th in A.L. after All-Star Break...hit 19 of his 21 home runs in final 89 games (hit 2 in first 67 games).
- **Streaking** - Finished season on a 16-game hitting streak (Sept. 16-end of season), hitting .354 (23x65) with 9 runs, 5 home runs and 14 RBI...streak is 6th-longest of his career, T2nd-longest by a Mariners player in 2015...16-game streak is the longest to end a Mariners season in club history...streak was T7th-longest in the American League this season with teammate Logan Morrison (May 24-June 10).
- **Hit 'Em Up** - Led the Mariners with 179 hits (Nelson Cruz, 178) and has led the Mariners in hits in each of the last two seasons (187 in 2014).
- **Cleaning Up** - Hit .336 (88x262) with 41 runs, 10 doubles, 1 triple, 13 home runs and 44 RBI in 66 games batting cleanup...hit .254 (81x319) with 37 runs, 21 doubles, 7 home runs and 29 RBI in 79 games batting third & .238 (10x42) hitting second.
- **A.L. Rankings** - Ranked 7th in the A.L. in hits (179) & T7th in multi-hit games (51).
- **Extra! Extra!** - Recorded 56 extra-base hits (2B - 34, 3B - 1, HR - 21)...became just the 5th player in MLB history to open a career with at least 50 extra-base hits in each of the first 11 seasons of a career...only Carlos Lee (first 13 seasons), Albert Pujols (first 12 seasons), Eddie Matthews (first 12 seasons) and Paul Waner (first 11 seasons) have recorded 50+ extra-base hits in each of their first 11 MLB seasons.
- **Multi-Hit Cano** - Ranked T7th in A.L. with 51 multi-hit games...397 multi-hit games since 2009 season are most in MLB (M. Cabrera - 384)...was his 7th season with 50+ multi-hit games, including each last 6 seasons...streak of 6 straight seasons with 50+ multi-hit games is longest active streak in Majors & 3rd-longest streak among all active players, trailing only an 11 season streak by Ichiro Suzuki (2001-11) and a 9 season streak by Albert Pujols (2001-09).
- **Double Vision** - Recorded 34 doubles, his 11th consecutive season with 30 or more doubles...is only player in MLB history to record at least 30 doubles in each of first 11 seasons (Albert Pujols did it in first 10 seasons).
- **Awards** - Mariners nominee for the Marvin Miller Man of the Year Award.
- **Career** - 1,687 career MLB games, batting .307 with 446 doubles, 31 doubles, 239 home runs and 983 RBI.
- **Walk-Off** - Walk-off single in 11th inning in Mariners 7-6 win July 7 vs. Detroit...was 6th walk-off hit of career, first since Aug. 28, 2009 vs. CWS (with NYY).
- **Moving Along** - Hit .327 (89x272) with 15 doubles, 1 triple, 12 home runs and 70 RBI with runners on base...hit .256 (90x352) with no runners on.

# Hitters Notes



| 2015 Splits   | AVG  | G   | AB  | R  | H   | 2B | 3B | HR | RBI | BB | IBB | SO  | HBP | SB | CS | OBP  | SLG  | OPS   |
|---------------|------|-----|-----|----|-----|----|----|----|-----|----|-----|-----|-----|----|----|------|------|-------|
| Total         | .287 | 156 | 624 | 82 | 179 | 34 | 1  | 21 | 79  | 43 | 5   | 107 | 3   | 2  | 6  | .334 | .446 | .779  |
| vs. Left      | .270 | -   | 226 | -  | 61  | 4  | 0  | 9  | 31  | 12 | 1   | 43  | 1   | 0  | 3  | .308 | .407 | .715  |
| vs. Right     | .296 | -   | 398 | -  | 118 | 30 | 1  | 12 | 48  | 31 | 4   | 64  | 2   | 2  | 3  | .348 | .467 | .815  |
| Home          | .299 | 77  | 301 | 43 | 90  | 17 | 1  | 11 | 43  | 24 | 4   | 50  | 1   | 1  | 2  | .348 | .472 | .820  |
| Away          | .276 | 79  | 323 | 39 | 89  | 17 | 0  | 10 | 36  | 19 | 1   | 57  | 2   | 1  | 4  | .320 | .421 | .741  |
| Day           | .247 | 49  | 190 | 26 | 47  | 7  | 0  | 7  | 26  | 22 | 3   | 41  | 1   | 0  | 2  | .324 | .395 | .719  |
| Night         | .304 | 107 | 434 | 56 | 132 | 27 | 1  | 14 | 53  | 21 | 2   | 66  | 2   | 2  | 4  | .338 | .468 | .806  |
| RISP          | .286 | -   | 154 | -  | 44  | 7  | 1  | 5  | 54  | 13 | 5   | 35  | 0   | 0  | 3  | .333 | .442 | .775  |
| Bases Loaded  | .286 | -   | 7   | -  | 2   | 0  | 0  | 0  | 4   | 1  | 0   | 2   | 0   | 0  | 1  | .375 | .286 | .661  |
| Pre-All Star  | .251 | 86  | 346 | 38 | 87  | 23 | 0  | 6  | 30  | 17 | 1   | 64  | 3   | 2  | 4  | .290 | .370 | .660  |
| Post-All Star | .331 | 70  | 278 | 44 | 92  | 11 | 1  | 15 | 49  | 26 | 4   | 43  | 0   | 0  | 2  | .387 | .540 | .926  |
| April         | .253 | 22  | 91  | 14 | 23  | 8  | 0  | 1  | 6   | 5  | 1   | 14  | 0   | 0  | 1  | .292 | .374 | .665  |
| May           | .250 | 27  | 104 | 8  | 26  | 4  | 0  | 1  | 10  | 7  | 0   | 19  | 1   | 1  | 2  | .298 | .317 | .616  |
| June          | .212 | 25  | 99  | 8  | 21  | 7  | 0  | 2  | 8   | 4  | 0   | 22  | 0   | 0  | 1  | .240 | .343 | .584  |
| July          | .337 | 24  | 98  | 19 | 33  | 5  | 1  | 7  | 18  | 8  | 2   | 15  | 2   | 1  | 0  | .398 | .622 | 1.021 |
| August        | .351 | 28  | 114 | 17 | 40  | 7  | 0  | 3  | 16  | 10 | 1   | 21  | 0   | 0  | 1  | .403 | .491 | .894  |
| September     | .305 | 27  | 105 | 14 | 32  | 3  | 0  | 6  | 18  | 8  | 1   | 15  | 0   | 0  | 1  | .351 | .505 | .856  |
| October       | .308 | 3   | 13  | 2  | 4   | 0  | 0  | 1  | 3   | 1  | 0   | 1   | 0   | 0  | 0  | .357 | .538 | .896  |

## #23 - NELSON CRUZ, OF/DH

B/T: R/R • Ht: 6-2 • Wt: 230 • Service: 8.082 • Born: 7-1-80 in Las Matas de Santa Cruz, Dominican Republic (Age: 35)

- **Totals** - Hit .302 (178x590) with 90 runs, 22 doubles, 1 triple, 44 home runs, 93 RBI, a .369 on-base percentage & .566 slugging percentage in 152 games.
- **AL Leader** - Amongst AL leaders in several offensive categories: 2nd in AL in HR (44), 3rd in SLG (.566), 4th in OPS (.936), T11th in multi-hit games (49), T8th in batting average (.302), T12th in RBI (93), T10th in extra-base hits (67).
- **Clutch** - T5th in A.L. with 27 go-ahead RBI and T7th with 14 game-winning RBI...hit .291 (43x148) with runners in scoring position.
- **Team Leader** - Led the team in runs (90), home runs (44), RBI (93), walks (59), average (.302), on-base percentage (.369) & slugging percentage (.566).
- **Career Bests** - Set career highs in runs (90), hits (178), home runs (44) and walks (59).
- **40 HR** - 69th player in MLB history to log multiple 40-HR seasons in a career.
- **Mariners with 40+ HR** - 4th player in Mariners history to record a 40-HR season, first since Alex Rodriguez (41) in 2000: Ken Griffey Jr. (6), Jay Buhner (3), Alex Rodriguez (3)...2nd player to record a 40-HR season during the Safeco Field era (opened July 1999).
- **Back-to-Back** - First player since Miguel Cabrera (2012-2013) to record consecutive 40-homer seasons...53rd player with consecutive 40-HR seasons.
- **Safeco Slugger** - Hit 17 home runs at Safeco Field this season, T4th-most in ballpark history...club record is 21 by Richie Sexson in 2005.
- **All-Star** - Voted as the starting designated hitter for the American League...4th All-Star game selection (2009, 2013-2015) and second start (also: 2014).
- **All-Star Game** - Went 0-for-2, hitting cleanup as the designated hitter during the All-Star game.
- **Small Setback** - Missed 6 games Sept. 4-9 with a strained right quad...hit just .247 (20x81) after his return.
- **The Streak** - Reached base safely in a career-high 37 consecutive games July 18-Aug. 27 (previous personal best was 25 G in 2010 with Texas)...active on-base streak was the 3rd-longest in American League in 2015 and 6th-longest in Majors...during streak hit .355 (54x152) with 32 runs, 9 doubles, 18 home runs and a 1.200 OPS (.430 OBP/.770 SLG)...streak was extended via hit 34 times, walk 2 times, hit-by-pitch 1 time...streak is 12th-longest in franchise history, and longest since 43-game streak by Ichiro in 2009 (record is 47 by Alvin Davis in 1984).
- **Extra Base Streak** - Recorded an extra-base hit in 9 consecutive games July 31-Aug. 9, the 2nd-longest streak in club history...trails only a club-record 10-game streak by Ken Griffey Jr. July 19-29, 1993 (including his 8-game HR streak).
- **Right Side Pop** - Hit 44 home runs, tying the Mariners record for most home runs by a right-handed hitter (Jay Buhner, 44 in 1996).
- **Crushed Lefties** - Ranked 3rd in A.L. & 4th in Majors hitting .357 (60x168) with 9 doubles, 1 triple, 14 home runs, 27 RBI & a .683 slugging percentage against left-handed pitchers...his .673 slugging percentage and 14 home runs led American League (tied in HR with Todd Frazier).
- **Road Warrior** - Hit a Major League leading 27 home runs on the road in 2015, which were T3rd-most in club history behind Ken Griffey Jr. (29 in 1997), Alex Rodriguez (28 in 2000) & tied with Jay Buhner (27 in 1997).
- **OF vs. DH** - As outfielder hit .337 (105x312) with 55 runs, 11 doubles, 31 home runs, 59 RBI and a 1.072 OPS in 80 games; as the designated hitter, hit .263 (73x278) with 35 runs, 11 doubles, 1 triple, 13 home runs, 34 RBI and a .783 OPS in 72 games.
- **Home Runs Before Break** - 8th Mariner with 20 or more home runs prior to the All-Star break (18th time).
- **Walk Off** - Recorded 8th career walk-off RBI with 1B off Junichi Tazawa in the 9th 5/15 vs. BOS (last: 4/19/15 against TEX Neftali Feliz, 1B).
- **Player of the Month** - Named AL Player of the Month for April...first career POM Award and the first Mariners position player to earn a monthly award since Ichiro in August 2004...in 22 G in April batted .322 (28x87) w/10 HR, 3 2B, 3B, 22 RBI.
- **Player of the Week** - Named American League Player of the Week for April 13-19...hit .500 (12x24), 7 R, 6 HR, 10 RBI, 1.806 OPS.
- **#200** - Hit 200th career home run April 13 at Los Angeles (NL), a first-inning 2-run homer.
- **20 HR** - Hit at least 20 home runs in 7 consecutive seasons...one of three players with active streak of 7 consecutive 20-HR seasons.
- **5 Straight...Twice** - Homered in 5 consecutive games July 31-Aug. 4, his second home run streak of 5 games in 2015...is 5th player in MLB history to homer in at least 5 consecutive games twice in the same season: Harmon Killebrew (1970 Twins), Frank Thomas (1994 White Sox), Barry Bonds (2001 Giants), Chase Utley (2008 Phillies)...also homered in 5 consecutive games April 11-15 (6 HR during streak)...tied for 2nd-longest home run streak in club history: Griffey Jr., 8; Cruz, Buhner (2x), Zisk, A. Rodriguez all 5 games.
- **April Showers** - 10 HR in April were 3rd-most in club history (Ken Griffey Jr. - 13 in '97, 11 in '98)...10 HR were most in any April in his career (had 7 in '11 and '10) and 2nd-most in a single month (13 in May 2014).

| 2015 Splits   | AVG  | G   | AB  | R  | H   | 2B | 3B | HR | RBI | BB | IBB | SO  | HBP | SB | CS | OBP  | SLG  | OPS   |
|---------------|------|-----|-----|----|-----|----|----|----|-----|----|-----|-----|-----|----|----|------|------|-------|
| Total         | .302 | 152 | 590 | 90 | 178 | 22 | 1  | 44 | 93  | 59 | 9   | 164 | 5   | 3  | 2  | .369 | .566 | .936  |
| vs. Left      | .357 | -   | 168 | -  | 60  | 9  | 1  | 14 | 27  | 23 | 7   | 41  | 0   | 1  | 0  | .435 | .673 | 1.107 |
| vs. Right     | .280 | -   | 422 | -  | 118 | 13 | 0  | 30 | 66  | 36 | 2   | 123 | 5   | 2  | 2  | .343 | .524 | .866  |
| Home          | .304 | 76  | 286 | 42 | 87  | 10 | 0  | 17 | 45  | 29 | 4   | 88  | 4   | 2  | 1  | .375 | .517 | .892  |
| Away          | .299 | 76  | 304 | 48 | 91  | 12 | 1  | 27 | 48  | 30 | 5   | 76  | 1   | 1  | 1  | .364 | .612 | .976  |
| Day           | .284 | 46  | 183 | 31 | 52  | 7  | 0  | 13 | 34  | 24 | 5   | 52  | 2   | 3  | 1  | .373 | .536 | .909  |
| Night         | .310 | 106 | 407 | 59 | 126 | 15 | 1  | 31 | 59  | 35 | 4   | 112 | 3   | 0  | 1  | .368 | .580 | .948  |
| RISP          | .291 | -   | 148 | -  | 43  | 6  | 0  | 8  | 51  | 21 | 9   | 44  | 2   | 1  | 1  | .384 | .493 | .877  |
| Bases Loaded  | .125 | -   | 8   | -  | 1   | 0  | 0  | 0  | 2   | 1  | 0   | 3   | 0   | 0  | 0  | .222 | .125 | .347  |
| Pre-All Star  | .308 | 87  | 328 | 44 | 101 | 13 | 1  | 21 | 53  | 33 | 5   | 84  | 1   | 2  | 2  | .373 | .546 | .919  |
| Post-All Star | .294 | 65  | 262 | 46 | 77  | 9  | 0  | 23 | 40  | 26 | 4   | 80  | 4   | 1  | 0  | .365 | .592 | .957  |
| April         | .322 | 22  | 87  | 14 | 28  | 3  | 1  | 10 | 22  | 7  | 2   | 18  | 0   | 1  | 0  | .372 | .724 | 1.096 |
| May           | .346 | 28  | 107 | 18 | 37  | 4  | 0  | 8  | 16  | 10 | 2   | 34  | 1   | 0  | 1  | .407 | .607 | 1.014 |
| June          | .239 | 25  | 88  | 5  | 21  | 3  | 0  | 1  | 8   | 11 | 1   | 23  | 0   | 0  | 1  | .323 | .307 | .630  |
| July          | .336 | 27  | 110 | 16 | 37  | 6  | 0  | 8  | 17  | 10 | 0   | 21  | 2   | 1  | 0  | .402 | .609 | 1.011 |
| August        | .315 | 27  | 108 | 24 | 34  | 6  | 0  | 12 | 19  | 14 | 2   | 31  | 2   | 1  | 0  | .403 | .704 | 1.107 |
| September     | .222 | 21  | 81  | 12 | 18  | 0  | 0  | 5  | 10  | 7  | 2   | 34  | 0   | 0  | 0  | .281 | .407 | .688  |
| October       | .333 | 2   | 9   | 1  | 3   | 0  | 0  | 0  | 1   | 0  | 0   | 3   | 0   | 0  | 0  | .333 | .333 | .667  |



# Hitters Notes

## #30 - FRANKLIN GUTIERREZ, OF

B/T: R/R • Ht: 6-2 • Wt: 210 • Service: 8.011 • Born: 2-21-83 in Caracas, Venezuela (Age: 32)

- **The Totals** - Hit .292 (50x171) with 27 runs, 11 doubles, 15 home runs, 35 RBI with a .620 slugging percentage in 59 games with Seattle.
- **Defensively** - Appeared in games in left field (42 G, 36 GS) right field (4 G) & designated hitter (6 G, 6 GS).
- **Packing Power** - hit 15 home runs in 171 at-bats...his 11.40 AB/HR ratio was the 5th-best in club history (min. 15 HR) behind Ken Griffey Jr. (10.83 in 1994, 10.86 in 1997, 11.12 in 1996 & 11.30 in 1998)...was the 2nd-best AB/HR ratio in Majors behind Miami's Giancarlo Stanton (10.33).
- **Finishing Strong** - Hit .309 (34x110) with 22 runs, 6 doubles, 12 home runs and 27 RBI in his final 35 games (Aug. 4-end of season)...in first 24 games hit .262 (16x61) with 5 runs, 5 doubles, 3 home runs and 8 RBI.
- **Streiking** - Homered in back-to-back games 3 times: 4 straight (Sept. 12-20), 3 straight (Aug. 24-28) & 2 straight Aug. (5-10).
- **Part-Time Power** - His 15 home runs from July 7 on were T15th in the American League & 3rd on team behind Nelson Cruz (23) & Robinson Cano (16).
- **Pinch-Hit Slam** - Hit a pinch-hit grand slam July 21 at Detroit, turning an 8-7 deficit into a 11-8 lead (2 outs, bottom of 8th inning)...was the second pinch-hit grand slam in club history joining Ben Broussard on April 21, 2007 at LAA (off Scot Shields).
- **Been A While** - Homered on July 7 vs. Detroit, his first Major League home run since September 27, 2013 vs. Oakland.
- **Welcome Back** - Selected from AAA Tacoma on June 24.
- **AAA Tacoma** - Hit .317 (57x180) with 34 runs, 12 doubles, 7 home runs and 31 RBI in 48 games with the Rainiers, appearing in games in left field (29) and designated hitter (18).
- **MilB Streiking** - Posted PCL-best 20-game hitting streak May 22-June 17 (.370/30x81, 17 R, 6 2B, 2 HR, 13 RBI).

| 2015 Splits   | AVG  | G  | AB  | R  | H  | 2B | 3B | HR | RBI | BB | IBB | SO | HBP | SB | CS | OBP  | SLG  | OPS   |
|---------------|------|----|-----|----|----|----|----|----|-----|----|-----|----|-----|----|----|------|------|-------|
| Total         | .292 | 59 | 171 | 27 | 50 | 11 | 0  | 15 | 35  | 14 | 1   | 54 | 3   | 0  | 0  | .354 | .620 | .974  |
| vs. Left      | .317 | -  | 104 | -  | 33 | 7  | 0  | 8  | 19  | 7  | 0   | 28 | 0   | 0  | 0  | .357 | .615 | .973  |
| vs. Right     | .254 | -  | 67  | -  | 17 | 4  | 0  | 7  | 16  | 7  | 1   | 26 | 3   | 0  | 0  | .351 | .627 | .978  |
| Home          | .260 | 25 | 77  | 10 | 20 | 5  | 0  | 6  | 15  | 8  | 0   | 25 | 0   | 0  | 0  | .326 | .558 | .884  |
| Away          | .319 | 34 | 94  | 17 | 30 | 6  | 0  | 9  | 20  | 6  | 1   | 29 | 3   | 0  | 0  | .379 | .670 | 1.049 |
| Day           | .210 | 19 | 62  | 8  | 13 | 2  | 0  | 5  | 11  | 5  | 0   | 22 | 1   | 0  | 0  | .279 | .484 | .763  |
| Night         | .339 | 40 | 109 | 19 | 37 | 9  | 0  | 10 | 24  | 9  | 1   | 32 | 2   | 0  | 0  | .397 | .697 | 1.094 |
| RISP          | .262 | -  | 42  | -  | 11 | 5  | 0  | 4  | 22  | 6  | 1   | 15 | 1   | 0  | 0  | .360 | .667 | 1.027 |
| Bases Loaded  | .200 | -  | 5   | -  | 1  | 0  | 0  | 1  | 4   | 0  | 0   | 1  | 0   | 0  | 0  | .200 | .800 | 1.000 |
| Pre-All Star  | .290 | 12 | 31  | 3  | 9  | 2  | 0  | 1  | 2   | 1  | 0   | 7  | 0   | 0  | 0  | .303 | .452 | .755  |
| Post-All Star | .293 | 47 | 140 | 24 | 41 | 9  | 0  | 14 | 33  | 13 | 1   | 47 | 3   | 0  | 0  | .365 | .657 | 1.023 |
| June          | .333 | 4  | 6   | 1  | 2  | 0  | 0  | 0  | 1   | 0  | 0   | 1  | 0   | 0  | 0  | .286 | .333 | .619  |
| July          | .259 | 19 | 54  | 4  | 14 | 5  | 0  | 3  | 7   | 4  | 0   | 16 | 0   | 0  | 0  | .310 | .519 | .829  |
| August        | .339 | 19 | 62  | 12 | 21 | 4  | 0  | 7  | 20  | 4  | 0   | 19 | 1   | 0  | 0  | .388 | .742 | 1.130 |
| September     | .293 | 14 | 41  | 10 | 12 | 2  | 0  | 5  | 7   | 5  | 1   | 15 | 2   | 0  | 0  | .396 | .707 | 1.103 |
| October       | .125 | 3  | 8   | 0  | 1  | 0  | 0  | 0  | 0   | 1  | 0   | 3  | 0   | 0  | 0  | .222 | .125 | .347  |

## #6 - JOHN HICKS, C

B/T: R/R • Ht: 6-2 • Wt: 210 • Service: 0.038 • Born: 8-31-89 in Richmond, VA (Age: 26)

- **MLB Totals** - Appeared in 17 games, 14 games behind the plate (10 GS) & hit .063 (2x32) with 1 run, 1 double, 1 RBI, 1 walk and 18 strikeouts with Seattle.
- **Gotcha** - Threw out 5 of 10 attempted base stealers in the Majors and didn't have a passed ball in 88.2 innings.
- **First MLB Hit** - Singled to right in the 2nd inning on Aug. 30 at Chicago (A.L.) off left-hander Jose Quintana.
- **MLB Debut** - Made MLB debut Aug. 29 at Chicago (AL), playing third base after having never played third in his professional career...was the first player to make his Major League debut at a position he had never played since Junior Lake made his ML debut in center field for the Chicago Cubs on July 19, 2013 vs. Colorado (excludes players who made ML debut at DH).
- **AAA Recap** - Appeared in 83 games with AAA Tacoma, batting .245 (73x298) with 39 runs, 15 doubles, 1 triple, 6 HR, 35 RBI, 17 walks and 9 stolen bases.
- **Multi-Positions** - Appeared in games at catcher (67 GS), first base (11 G/8 GS), left field (1 G) and designated hitter (3 GS)...prior to this season had only appeared in Mil games at catcher and DH.
- **No Running** - Threw out 44.0% of attempted basestealers (33 CS, 42 SB).
- **Lots of Hits** - Recorded 20 multi-hit games, including 2 season-high 3 hits games (6/4 vs. New Orleans & 7/8 at Reno).

| 2015 Splits   | AVG  | G  | AB | R | H | 2B | 3B | HR | RBI | BB | IBB | SO | HBP | SB | CS | OBP  | SLG  | OPS  |
|---------------|------|----|----|---|---|----|----|----|-----|----|-----|----|-----|----|----|------|------|------|
| Total         | .063 | 17 | 32 | 1 | 2 | 1  | 0  | 0  | 1   | 1  | 0   | 18 | 0   | 1  | 1  | .091 | .094 | .185 |
| vs. Left      | .100 | -  | 10 | - | 1 | 0  | 0  | 0  | 1   | 0  | 0   | 7  | 0   | 0  | 0  | .100 | .100 | .200 |
| vs. Right     | .045 | -  | 22 | - | 1 | 1  | 0  | 0  | 0   | 1  | 0   | 11 | 0   | 1  | 1  | .087 | .091 | .178 |
| Home          | .000 | 9  | 15 | 0 | 0 | 0  | 0  | 0  | 1   | 0  | 0   | 8  | 0   | 0  | 0  | .000 | .000 | .000 |
| Away          | .118 | 8  | 17 | 1 | 2 | 1  | 0  | 0  | 0   | 1  | 0   | 10 | 0   | 1  | 1  | .167 | .176 | .343 |
| Day           | .200 | 4  | 10 | 1 | 2 | 1  | 0  | 0  | 0   | 0  | 0   | 5  | 0   | 0  | 1  | .200 | .300 | .500 |
| Night         | .000 | 13 | 22 | 0 | 0 | 0  | 0  | 0  | 1   | 1  | 0   | 13 | 0   | 1  | 0  | .043 | .000 | .043 |
| RISP          | .000 | -  | 8  | - | 0 | 0  | 0  | 0  | 1   | 1  | 0   | 5  | 0   | 1  | 1  | .111 | .000 | .111 |
| Post-All Star | .063 | 17 | 32 | 1 | 2 | 1  | 0  | 0  | 1   | 1  | 0   | 18 | 0   | 1  | 1  | .091 | .094 | .185 |
| August        | .200 | 2  | 5  | 1 | 1 | 0  | 0  | 0  | 0   | 0  | 0   | 3  | 0   | 0  | 0  | .200 | .200 | .400 |
| September     | .038 | 14 | 26 | 0 | 1 | 1  | 0  | 0  | 1   | 1  | 0   | 15 | 0   | 1  | 1  | .074 | .077 | .151 |
| October       | .000 | 1  | 1  | 0 | 0 | 0  | 0  | 0  | 0   | 0  | 0   | 0  | 0   | 0  | 0  | .000 | .000 | .000 |



# Hitters Notes



## #99 - JAMES JONES, OF

B/T: L/L • Ht: 6-4 • Wt: 200 • Service: 0.170 • Born: 9-24-88 in Brooklyn, NY (Age: 27)

- **MLB Totals** - Appeared in 28 games in center field (20 G, 6 GS) & right field (6 G), hitting .103 (3x29) with 1 run, 1 double and 2 walks.
- **Up & Down** - Had three stints with Seattle: June 15-24; July 4-5 & Sept. 8-end of season.
- **Caught** - Was caught stealing (picked off 1B) Sept. 28, just second caught stealing of his career (now 28-for-30 in his career).
- **Rainiers Recap** - Hit .272 (72x265) with 47 runs scored, 12 doubles, 7 triples, 1 home run, 28 RBI, 38 walks and 25 stolen bases in 72 games over 3 stints with AAA Tacoma: April 9-June 14, June 24-July 3 & July 5-Sept. 7.
- **On the Mend** - Spent two stints on the Rainiers disabled list: April 17-May 1 with a concussion and July 11-Aug. 28 with a great toe fracture on his right foot...appeared in 3 games on rehab assignment with the Arizona League Mariners, Aug. 24-28 (.750/6x8, 4 R, 2B, 3B, HR, 5 RBI, 2 BB, 2 SB).
- **Leading the Way** - Led the Rainiers and finished among PCL league leaders in triples (T6th, 7) and stolen bases (T10th, 25)...4th minor league season with at least 25 stolen bases.
- **Let's Go Streaking** - Season-high 14-game hitting streak to open the season, April 9-May 9, batting .298 (17x57) with 13 runs scored, 2 triples, 6 RBI, 5 walks and 7 stolen bases.
- **June Bloom** - Hit .328 (20x61) with 12 runs scored, 3 doubles, 2 triples, 1 home run, 4 RBI, 12 walks and 4 stolen bases in 17 games in June.
- **Ducks on the Pond** - Hit .322 (19x59) with 1 double, 3 triples, 25 RBI and 11 walks with RISP.

| 2015 Splits   | AVG  | G  | AB | R | H | 2B | 3B | HR | RBI | BB | IBB | SO | HBP | SB | CS | OBP  | SLG  | OPS  |
|---------------|------|----|----|---|---|----|----|----|-----|----|-----|----|-----|----|----|------|------|------|
| Total         | .103 | 28 | 29 | 1 | 3 | 1  | 0  | 0  | 0   | 2  | 0   | 13 | 0   | 1  | 1  | .161 | .138 | .299 |
| vs. Left      | .000 | -  | 5  | - | 0 | 0  | 0  | 0  | 0   | 0  | 0   | 2  | 0   | 0  | 1  | .000 | .000 | .000 |
| vs. Right     | .125 | -  | 24 | - | 3 | 1  | 0  | 0  | 0   | 2  | 0   | 11 | 0   | 1  | 0  | .192 | .167 | .359 |
| Home          | .188 | 18 | 16 | 1 | 3 | 1  | 0  | 0  | 0   | 0  | 0   | 7  | 0   | 0  | 1  | .188 | .250 | .438 |
| Away          | .000 | 10 | 13 | 0 | 0 | 0  | 0  | 0  | 0   | 2  | 0   | 6  | 0   | 1  | 0  | .133 | .000 | .133 |
| Day           | .000 | 7  | 15 | 0 | 0 | 0  | 0  | 0  | 0   | 2  | 0   | 7  | 0   | 1  | 0  | .118 | .000 | .118 |
| Night         | .214 | 21 | 14 | 1 | 3 | 1  | 0  | 0  | 0   | 0  | 0   | 6  | 0   | 0  | 1  | .214 | .286 | .500 |
| RISP          | .000 | -  | 4  | - | 0 | 0  | 0  | 0  | 0   | 0  | 0   | 2  | 0   | 0  | 0  | .000 | .000 | .000 |
| Bases Loaded  | .000 | -  | 1  | - | 0 | 0  | 0  | 0  | 0   | 0  | 0   | 1  | 0   | 0  | 0  | .000 | .000 | .000 |
| Pre-All Star  | .000 | 8  | 12 | 0 | 0 | 0  | 0  | 0  | 0   | 2  | 0   | 6  | 0   | 1  | 0  | .143 | .000 | .143 |
| Post-All Star | .176 | 20 | 17 | 1 | 3 | 1  | 0  | 0  | 0   | 0  | 0   | 7  | 0   | 0  | 1  | .176 | .235 | .412 |
| June          | .000 | 7  | 8  | 0 | 0 | 0  | 0  | 0  | 0   | 2  | 0   | 4  | 0   | 1  | 0  | .200 | .000 | .200 |
| July          | .000 | 1  | 4  | 0 | 0 | 0  | 0  | 0  | 0   | 0  | 0   | 2  | 0   | 0  | 0  | .000 | .000 | .000 |
| September     | .200 | 18 | 15 | 1 | 3 | 1  | 0  | 0  | 0   | 0  | 0   | 5  | 0   | 0  | 1  | .200 | .267 | .467 |
| October       | .000 | 2  | 2  | 0 | 0 | 0  | 0  | 0  | 0   | 0  | 0   | 2  | 0   | 0  | 0  | .000 | .000 | .000 |

## #4 - KETEL MARTE, SS/CF

B/T: S/R • Ht: 6-1 • Wt: 170 • Service: 0.066 • Born: 10-12-93 in Nizao, Dominican Republic (Age: 22)

- **MLB Totals** - Hit .283 (62x219) with 25 runs, 14 doubles, 3 triples, 2 home runs, 17 RBI, 24 walks, 8 steals and a .351 on-base percentage in 57 games.
- **Defensively** - Appeared defensively in 57 games (54 starts) at shortstop (51 G, 49 GS), second base (4 G, 3 GS) and center field (2 G, 2 GS) but appeared exclusively at shortstop starting on Aug. 15.
- **Getting Comfortable** - Hit .293 (53x181) with 22 runs, 14 doubles, 3 triples, 2 home runs, 16 RBI, 17 walks and a .350 on-base percentage in his final 45 games...hit .237 (9x38) with 3 runs and 1 RBI in his first 12 games.
- **On-Base** - His .351 on-base percentage is the 4th-best by a rookie in club history (min. 200 PA)...only Alvin Davis (.391 in 1984), Ichiro Suzuki (.381 in 2001) & Phil Bradley (.373 in 1984) posted better rookie on-base percentages than Marte.
- **Extras** - Recorded 19 extra-base hits (14 2B, 3 3B, 2 HR) in final 45 games...did not have an extra-base hit in his first 12 games.
- **Streaking** - Had a 12-game hitting streak Sept. 10-24, hitting .396 (19x48) with 6 runs, 5 doubles, 2 triples, 6 RBI and 6 walks...the streak was 10th-longest by a shortstop in club history and longest since Yuniesky Betancourt set club record with 20 straight in 2007.
- **Streaks** - Had 3 hitting streaks of 5+ games this season: 12 (Sept. 10-24), 7 (Aug. 14-21) & 5 (Sept. 2-7).
- **Double The Fun** - Reached base 2+ times in a game 30 times in his 57 games including a streak of 10 straight games Sept. 13-24, which was the longest by a Mariners player since Justin Smoak reached base 2+ times in 12 straight Sept. 26, 2010-April 4, 2011.
- **Lots of Hits** - Recorded 62 hits in 57 games this season (1.088 H/G)...he is just the 8th Mariners rookie to average a hit per game (min. 50 G), joining Alvin Davis (1984, 161 hits in 152 G), Danny Tartabull (1986, 138 hits in 137 G), Ichiro Suzuki (2001, 242 hits in 157 G), Kenji Johjima (2006, 147 hits in 144 G), Dustin Ackley (2011, 91 hits in 90 G), Mike Carp (2011, 80 hits in 79 G) and Brad Miller (2013, 87 H in 76 G).
- **MLB Firsts** - Made his Major League debut as starting second baseman on July 31 (0x4, R, BB)...first Major League hit on Aug. 1 vs. the Twins Kyle Gibson in Minnesota, an infield hit to shortstop in the top of the 5th inning.
- **AAA Recap** - Hit safely in 50 of 65 games with AAA Tacoma, batting .314 (82x261) with 41 runs scored, 12 doubles, 2 triples, 3 home runs, 29 RBI, 20 walks and 20 stolen bases (T13th in PCL).
- **Injury** - Fractured his left thumb on May 31 vs. Round Rock and was on the DL June 1-July 9...appeared in 1 game with the Mariners in Arizona League on July 8 vs. AZL Royals (2x3, R) on rehab assignment before being activated and transferred to AA Jackson for 2 games, July 9-10 (.429/3x7, R, 2B, BB).
- **At the Time of Injury** - At the time of his injury (through game on May 31), Marte led the PCL in average (.343/68x198), games (51) and hits (68), while ranking 2nd in stolen bases (17) and at-bats (198) and 3rd in lowest TPA/SO ratio (11.05).
- **Streaking** - Recorded a career-high 15-game hit streak, batting .422 (27x64) with 10 runs scored, 5 doubles, 7 RBI, 1 walk and 7 stolen bases, April 24-May 9...T14th-longest in the PCL and 2nd-longest by a Rainiers player.
- **Futures Game** - Member of the World Team in the MLB Futures Game, going 2-for-2 with 1 RBI playing 2B and batting in the leadoff position.
- **PCL All-Star** - Named to the PCL All-Star team, going 0-for-2 as the starting shortstop.

| 2015 Splits   | AVG  | G  | AB  | R  | H  | 2B | 3B | HR | RBI | BB | IBB | SO | HBP | SB | CS | OBP  | SLG  | OPS  |
|---------------|------|----|-----|----|----|----|----|----|-----|----|-----|----|-----|----|----|------|------|------|
| Total         | .283 | 57 | 219 | 25 | 62 | 14 | 3  | 2  | 17  | 24 | 0   | 43 | 0   | 8  | 4  | .351 | .402 | .753 |
| vs. Left      | .257 | -  | 101 | -  | 26 | 9  | 1  | 1  | 9   | 10 | 0   | 20 | 0   | 3  | 1  | .324 | .396 | .720 |
| vs. Right     | .305 | -  | 118 | -  | 36 | 5  | 2  | 1  | 8   | 14 | 0   | 23 | 0   | 5  | 3  | .373 | .407 | .780 |
| Home          | .300 | 28 | 100 | 11 | 30 | 4  | 1  | 1  | 7   | 12 | 0   | 19 | 0   | 6  | 4  | .372 | .390 | .762 |
| Away          | .269 | 29 | 119 | 14 | 32 | 10 | 2  | 1  | 10  | 12 | 0   | 24 | 0   | 2  | 0  | .333 | .412 | .745 |
| Day           | .288 | 17 | 66  | 11 | 19 | 4  | 0  | 0  | 5   | 10 | 0   | 11 | 0   | 6  | 1  | .377 | .348 | .725 |
| Night         | .281 | 40 | 153 | 14 | 43 | 10 | 3  | 2  | 12  | 14 | 0   | 32 | 0   | 2  | 3  | .339 | .425 | .764 |
| RISP          | .325 | -  | 40  | -  | 13 | 3  | 1  | 0  | 15  | 5  | 0   | 8  | 0   | 4  | 0  | .383 | .450 | .833 |
| Bases Loaded  | .200 | -  | 5   | -  | 1  | 0  | 0  | 0  | 2   | 0  | 0   | 2  | 0   | 0  | 0  | .200 | .200 | .400 |
| Post-All Star | .283 | 57 | 219 | 25 | 62 | 14 | 3  | 2  | 17  | 24 | 0   | 43 | 0   | 8  | 4  | .351 | .402 | .753 |
| July          | .000 | 1  | 4   | 1  | 0  | 0  | 0  | 0  | 0   | 1  | 0   | 0  | 0   | 0  | 0  | .200 | .000 | .200 |
| August        | .289 | 26 | 97  | 10 | 28 | 7  | 1  | 0  | 6   | 10 | 0   | 19 | 0   | 3  | 1  | .349 | .381 | .730 |
| September     | .292 | 27 | 106 | 14 | 31 | 7  | 2  | 2  | 10  | 11 | 0   | 23 | 0   | 4  | 3  | .359 | .453 | .812 |
| October       | .250 | 3  | 12  | 0  | 3  | 0  | 0  | 0  | 1   | 2  | 0   | 1  | 0   | 1  | 0  | .357 | .250 | .607 |



# Hitters Notes

## #5 - BRAD MILLER, INF

B/T: L/R • Ht: 6-2 • Wt: 200 • Service: 2.094 • Born: 10-18-89 in Orlando, FL (Age: 26)

- **The Totals** - Hit .258 (113x438) with 44 runs, 22 doubles, 4 triples, 11 home runs, 46 RBI and 13 stolen bases in 144 games.
- **Career-Highs** - Set career bests in games (144), at-bats (438), hits (113), doubles (22), home runs (11), RBI (46), walks (47) & on-base percentage (.329).
- **Defensively** - Appeared in games at shortstop (89 G, 83 GS), center field (20 G, 20 GS), left field (15 G, 9 GS), right field (6 G, 1 GS), second base (11 G, 5 GS) & third base (2 G, 1 GS).
- **As Outfielder** - Appeared in 41 games (30 starts) in the outfielder and committed just one error in 253.0 innings and 55 total chances.
- **Finishing Strong** - Hit .304 (45x148) with 16 runs, 9 doubles, 1 triple, 3 home runs, 18 RBI, .361 on-base percentage and an .801 OPS in his final 51 games of the season...began season hitting .234 (68x290) with 28 runs, 13 doubles, 3 triples, 8 home runs, 28 RBI and a .695 OPS in his first 93 games.
- **On The Road** - Hit .307 (46x150) with 19 runs, 10 doubles, 5 home runs, 21 RBI and an .836 OPS in his final 49 road games...in his first 23 road games, hit .113 (8x71) with 3 runs, 1 double, 1 triple, 1 RBI and a .365 OPS.
- **The Split** - Hit .266 (87x327) with 20 doubles, 4 triples, 11 home runs and 37 RBI against right-handers... .234 (26x111) with 2 doubles and 9 RBI against lefties, including .306 (22x72) June 20-end of season.
- **Versatility** - Joined **Mark McLemore** ('01) as only Mariners to start a game at third base, shortstop, second base, left field, center field, right field and DH in the same season.
- **Moving Around** - Played all three outfield positions Oct. 3 vs. Oakland, starting in center field (6.0 innings), moving to right field (1.0 inning) and finishing in left field (2.0 innings)...became the 4th player in Mariners history to play all three outfield positions in a game: Rich Amaral (9/11/92 at OAK), Stan Javier (4/21/00 vs. KC), Michael Saunders (5/5/14 at OAK).
- **A.L. Player of the Week** - Named A.L. Player of the Week May 11-17 after hitting .429 (9x21) with 6 runs, 3 doubles, 4 home runs, 5 RBI and 3 walks.
- **Can't Hit Just One** - Recorded his only multi-home run game of the season on May 16 vs. Boston, his 5th of his career (last: April 1, 2014 at LAA).
- **Lid Lifter** - Made his second Opening Day roster as starting shortstop.

| 2015 Splits   | AVG  | G   | AB  | R  | H   | 2B | 3B | HR | RBI | BB | IBB | SO  | HBP | SB | CS | OBP  | SLG  | OPS   |
|---------------|------|-----|-----|----|-----|----|----|----|-----|----|-----|-----|-----|----|----|------|------|-------|
| Total         | .258 | 144 | 438 | 44 | 113 | 22 | 4  | 11 | 46  | 47 | 0   | 101 | 2   | 13 | 4  | .329 | .402 | .730  |
| vs. Left      | .234 | -   | 111 | -  | 26  | 2  | 0  | 0  | 9   | 5  | 0   | 26  | 0   | 1  | 1  | .261 | .252 | .513  |
| vs. Right     | .266 | -   | 327 | -  | 87  | 20 | 4  | 11 | 37  | 42 | 0   | 75  | 2   | 12 | 3  | .350 | .453 | .803  |
| Home          | .272 | 72  | 217 | 22 | 59  | 11 | 3  | 6  | 22  | 24 | 0   | 52  | 1   | 4  | 1  | .344 | .433 | .777  |
| Away          | .244 | 72  | 221 | 22 | 54  | 11 | 1  | 5  | 24  | 23 | 0   | 49  | 1   | 9  | 3  | .313 | .371 | .684  |
| Day           | .250 | 43  | 132 | 13 | 33  | 4  | 3  | 2  | 9   | 13 | 0   | 28  | 0   | 3  | 0  | .315 | .371 | .686  |
| Night         | .261 | 101 | 306 | 31 | 80  | 18 | 1  | 9  | 37  | 34 | 0   | 73  | 2   | 10 | 4  | .334 | .415 | .749  |
| RISP          | .257 | -   | 101 | -  | 26  | 6  | 2  | 1  | 32  | 13 | 0   | 24  | 0   | 2  | 1  | .325 | .386 | .711  |
| Bases Loaded  | .000 | -   | 6   | -  | 0   | 0  | 0  | 0  | 4   | 2  | 0   | 3   | 0   | 0  | 0  | .200 | .000 | .200  |
| Pre-All Star  | .247 | 84  | 259 | 26 | 64  | 13 | 3  | 8  | 27  | 29 | 0   | 61  | 1   | 9  | 1  | .322 | .413 | .735  |
| Post-All Star | .274 | 60  | 179 | 18 | 49  | 9  | 1  | 3  | 19  | 18 | 0   | 40  | 1   | 4  | 3  | .338 | .385 | .724  |
| April         | .277 | 22  | 65  | 4  | 18  | 3  | 1  | 1  | 7   | 6  | 0   | 15  | 0   | 3  | 1  | .333 | .400 | .733  |
| May           | .188 | 25  | 80  | 12 | 15  | 5  | 1  | 4  | 7   | 11 | 0   | 22  | 1   | 1  | 0  | .293 | .425 | .718  |
| June          | .253 | 26  | 83  | 7  | 21  | 3  | 1  | 2  | 8   | 9  | 0   | 18  | 0   | 2  | 0  | .326 | .386 | .712  |
| July          | .243 | 24  | 74  | 5  | 18  | 3  | 0  | 1  | 11  | 9  | 0   | 17  | 0   | 4  | 0  | .310 | .324 | .635  |
| August        | .281 | 22  | 64  | 9  | 18  | 5  | 0  | 1  | 3   | 7  | 0   | 17  | 1   | 2  | 1  | .361 | .406 | .767  |
| September     | .295 | 22  | 61  | 6  | 18  | 3  | 1  | 1  | 9   | 5  | 0   | 11  | 0   | 1  | 2  | .343 | .426 | .770  |
| October       | .455 | 3   | 11  | 1  | 5   | 0  | 0  | 1  | 1   | 0  | 0   | 1   | 0   | 0  | 0  | .455 | .727 | 1.182 |

## #63 - JESUS MONTERO, 1B/DH

B/T: R/R • Ht: 6-3 • Wt: 235 • Service: 1.167 • Born: 11-28-89 in Guacara, Venezuela (Age: 25, turns 26 Nov. 28)

- **The Totals** - Hit .223 (25x112) with 11 runs, 6 doubles, 5 home runs, 19 RBI in 38 games with Seattle.
- **Splitting Time** - Appeared in 27 games (25 starts) at first base and 7 games (all starts) as the designated hitter.
- **Been A While** - Appeared in 38 games and collected 112 at-bats, the most since 2012 when he played in 135 games and had 515 at-bats in first season with Seattle.
- **AAA Recap** - Hit safely in 79 of 98 games with 44 multi-hit contests, batting .355 (140x355) with 70 runs scored, 18 doubles, a career-high 6 triples, 18 home runs, 85 RBI, 29 walks and 3 stolen bases with AAA Tacoma.
- **What a Year** - Named to 2015 All-PCL Team on August 31...first Tacoma player to earn All-PCL honors since catcher Rob Johnson in 2008...also named to the PCL Midseason All-Star team.
- **Among the Best** - Among PCL league leaders ranked 2nd in average (.355) and slugging percentage (.569), third in on-base percentage (.398) and OPS (.966), 7th in RBI (85), 8th in hits (140) and 10th in total bases (224).
- **Record Setter** - Set the Tacoma single-season batting average record at .355, surpassing Brian Raabe's .352 mark from 1997.
- **RISP** - Hit .379 (50x132) with 7 doubles, 2 triples, 7 home runs, 69 RBI and 13 walks with RISP.

| 2015 Splits   | AVG  | G  | AB  | R  | H  | 2B | 3B | HR | RBI | BB | IBB | SO | HBP | SB | CS | OBP  | SLG  | OPS   |
|---------------|------|----|-----|----|----|----|----|----|-----|----|-----|----|-----|----|----|------|------|-------|
| Total         | .223 | 38 | 112 | 11 | 25 | 6  | 0  | 5  | 19  | 4  | 0   | 32 | 0   | 0  | 0  | .250 | .411 | .661  |
| vs. Left      | .205 | -  | 73  | -  | 15 | 3  | 0  | 2  | 7   | 4  | 0   | 21 | 0   | 0  | 0  | .247 | .329 | .576  |
| vs. Right     | .256 | -  | 39  | -  | 10 | 3  | 0  | 3  | 12  | 0  | 0   | 11 | 0   | 0  | 0  | .256 | .564 | .821  |
| Home          | .179 | 20 | 56  | 6  | 10 | 1  | 0  | 3  | 10  | 3  | 0   | 18 | 0   | 0  | 0  | .220 | .357 | .577  |
| Away          | .268 | 18 | 56  | 5  | 15 | 5  | 0  | 2  | 9   | 1  | 0   | 14 | 0   | 0  | 0  | .281 | .464 | .745  |
| Day           | .281 | 12 | 32  | 3  | 9  | 2  | 0  | 1  | 4   | 2  | 0   | 7  | 0   | 0  | 0  | .324 | .438 | .761  |
| Night         | .200 | 26 | 80  | 8  | 16 | 4  | 0  | 4  | 15  | 2  | 0   | 25 | 0   | 0  | 0  | .220 | .400 | .620  |
| RISP          | .241 | -  | 29  | -  | 7  | 2  | 0  | 1  | 13  | 3  | 0   | 7  | 0   | 0  | 0  | .313 | .414 | .726  |
| Bases Loaded  | .000 | -  | 3   | -  | 0  | 0  | 0  | 0  | 2   | 1  | 0   | 2  | 0   | 0  | 0  | .250 | .000 | .250  |
| Pre-All Star  | .143 | 3  | 7   | 0  | 1  | 0  | 0  | 0  | 1   | 2  | 0   | 0  | 0   | 0  | 0  | .333 | .143 | .476  |
| Post-All Star | .229 | 35 | 105 | 11 | 24 | 6  | 0  | 5  | 18  | 2  | 0   | 32 | 0   | 0  | 0  | .243 | .429 | .672  |
| July          | .357 | 6  | 14  | 2  | 5  | 1  | 0  | 1  | 3   | 3  | 0   | 2  | 0   | 0  | 0  | .471 | .643 | 1.113 |
| August        | .164 | 19 | 61  | 3  | 10 | 4  | 0  | 1  | 6   | 0  | 0   | 20 | 0   | 0  | 0  | .164 | .279 | .443  |
| September     | .294 | 11 | 34  | 6  | 10 | 1  | 0  | 3  | 10  | 1  | 0   | 10 | 0   | 0  | 0  | .314 | .588 | .903  |
| October       | .000 | 2  | 3   | 0  | 0  | 0  | 0  | 0  | 0   | 0  | 0   | 0  | 0   | 0  | 0  | .000 | .000 | .000  |

# Hitters Notes



## #20 - LOGAN MORRISON, 1B

B/T: L/L • Ht: 6-2 • Wt: 240 • Service: 5.069 • Born: 8-25-87 in Kansas City, MO (Age: 28)

- **The Totals** - Hit .225 (103x457) with 47 runs, 15 doubles, 3 triples, 17 home runs and 54 RBI in 146 games.
- **Full Season** - Appeared in 146 games, the first time appearing in 100+ games since 2011 (123).
- **Defensively** - Appeared in 140 games (115 starts) at first base, 3 games (1 start) in right field & 1 start in left field...had not appeared in more than 79 games at first base in any of his previous four seasons (79 in both 2013 & 2014).
- **Up & Down** - Opened season hitting .149 (10x67) with 4 runs, 1 home run and 2 RBI April 6-28...hit .307 (50x163) with 18 runs, 6 doubles, 2 triples, 7 home runs & 21 RBI with an .876 OPS in 43 games April 29-June 15...hit .147 (21x143) with 14 runs, 5 double, 1 triple, 4 home runs and 14 RBI June 16-Aug. 23...hit .262 (22x84) with 11 runs, 4 doubles, 5 home runs and 17 RBI Aug. 25-end of season.
- **Glove Work** - Ranked 5th in A.L. & 9th in Majors with .996 fielding percentage (4 E, 1130 TC) as a first baseman...committed one error in 113 games from start of season through Aug. 29 before making 3 errors in his last 27 games.
- **Put Me In, Coach** - Homered on Sept. 1st & 2nd at Houston, coming off the bench in each game...became the second Mariners player to hit a HR in consecutive team games in which he did not start, joining Leroy Stanton in 1977.
- **New Father** - Left team Sept. 21 to join wife for birth of first child before returning on Sept. 23.
- **Walk It Off** - Hit first career walk-off home run in 11th inning on May 8 vs. Oakland, the 31st walk-off home run in Mariners history.
- **Quick Lead** - Hit first career leadoff home run on July 9 vs. Los Angeles' Garrett Richards.
- **The Streak** - Had a career-high 16-game hitting streak May 24-June 10, hitting .349 (22x63) with 2 runs, 3 doubles and 3 RBI...the 16-game streak was T7th-longest in the American League.
- **Leadoff Spark** - Went 3-for-5 with 2 runs, 1 RBI & 1 stolen base from the leadoff position June 15 at San Francisco...according to Elias Sports Bureau, he joined Boston's Brock Holt (6/1/14 vs. TB, 4x4, R, 2 RBI, BB, SB) as only first basemen in past 16 seasons to record 3+ hits & 1 steal from leadoff position
- **Starting Things Up** - Started 20 games from the leadoff spot, with all 20 starts coming between June 1 & July 9.

| 2015 Splits   | AVG  | G   | AB  | R  | H   | 2B | 3B | HR | RBI | BB | IBB | SO | HBP | SB | CS | OBP  | SLG  | OPS  |
|---------------|------|-----|-----|----|-----|----|----|----|-----|----|-----|----|-----|----|----|------|------|------|
| Total         | .225 | 146 | 457 | 47 | 103 | 15 | 3  | 17 | 54  | 47 | 5   | 81 | 4   | 8  | 4  | .302 | .383 | .685 |
| vs. Left      | .190 | -   | 142 | -  | 27  | 8  | 0  | 0  | 9   | 10 | 1   | 30 | 2   | 1  | 0  | .253 | .246 | .500 |
| vs. Right     | .241 | -   | 315 | -  | 76  | 7  | 3  | 17 | 45  | 37 | 4   | 51 | 2   | 7  | 4  | .323 | .444 | .767 |
| Home          | .211 | 75  | 227 | 24 | 48  | 4  | 0  | 7  | 19  | 27 | 2   | 42 | 0   | 5  | 3  | .294 | .322 | .616 |
| Away          | .239 | 71  | 230 | 23 | 55  | 11 | 3  | 10 | 35  | 20 | 3   | 39 | 4   | 3  | 1  | .310 | .443 | .753 |
| Day           | .149 | 48  | 148 | 11 | 22  | 4  | 0  | 2  | 13  | 12 | 1   | 34 | 3   | 3  | 2  | .224 | .216 | .440 |
| Night         | .262 | 98  | 309 | 36 | 81  | 11 | 3  | 15 | 41  | 35 | 4   | 47 | 1   | 5  | 2  | .339 | .463 | .802 |
| RISP          | .219 | -   | 105 | -  | 23  | 5  | 1  | 4  | 37  | 20 | 5   | 19 | 0   | 0  | 0  | .339 | .400 | .739 |
| Bases Loaded  | .222 | -   | 9   | -  | 2   | 2  | 0  | 0  | 8   | 1  | 0   | 2  | 0   | 0  | 0  | .273 | .444 | .717 |
| Pre-All Star  | .229 | 87  | 314 | 32 | 72  | 7  | 3  | 12 | 33  | 29 | 4   | 53 | 3   | 5  | 1  | .300 | .385 | .685 |
| Post-All Star | .217 | 59  | 143 | 15 | 31  | 8  | 0  | 5  | 21  | 18 | 1   | 28 | 1   | 3  | 3  | .307 | .378 | .684 |
| April         | .197 | 21  | 76  | 4  | 15  | 1  | 0  | 1  | 4   | 4  | 0   | 9  | 0   | 1  | 0  | .238 | .250 | .488 |
| May           | .273 | 28  | 99  | 13 | 27  | 3  | 2  | 5  | 10  | 16 | 3   | 16 | 1   | 1  | 0  | .379 | .495 | .874 |
| June          | .253 | 26  | 99  | 10 | 25  | 3  | 1  | 3  | 11  | 7  | 1   | 21 | 1   | 3  | 1  | .308 | .394 | .702 |
| July          | .129 | 21  | 70  | 6  | 9   | 0  | 0  | 3  | 10  | 8  | 0   | 14 | 1   | 1  | 1  | .225 | .257 | .482 |
| August        | .204 | 22  | 49  | 5  | 10  | 5  | 0  | 1  | 5   | 5  | 0   | 13 | 0   | 1  | 0  | .278 | .367 | .645 |
| September     | .273 | 25  | 55  | 9  | 15  | 3  | 0  | 4  | 13  | 7  | 1   | 7  | 1   | 1  | 2  | .365 | .545 | .911 |
| October       | .222 | 3   | 9   | 0  | 2   | 0  | 0  | 0  | 1   | 0  | 0   | 1  | 0   | 0  | 0  | .200 | .222 | .422 |

## #36 - SHAWN O'MALLEY, OF/INF

B/T: S/R • Ht: 5-11 • Wt: 175 • Service: 0.063 • Born: 12-28-87 in Richland, WA (Age: 27, turns 28 Dec. 28)

- **MLB Totals** - Hit .262 (11x42) with 10 runs, 1 double, 1 home run, 7 RBI & a .418 on-base percentage in 24 games after being selected from AAA Tacoma.
- **Defensively** - Appeared in games in center field (14 G, 10 GS), left field (4 G, 1 GS), right field (3 G, 1 GS) & third base (3 G).
- **Getting On** - Reached base safely in 13 of 24 games including 9 of the first 11 games...in his first 11 games, reached base 19 times via hit (10) or walk (9), hitting .417 (10x24) with 8 runs, 1 double, 1 home run, 5 RBI and a .559 on-base percentage.
- **Mariners Debut** - Went 3-for-4 with 2 RBI in his Mariners debut September 2 at Houston...according to the Elias Sports Bureau he became the 4th player with 3+ hits and 2+ RBI in the first game in a Mariners uniform, joining Henry Cotto (4/6/88 at OAK), Eliezer Alfonzo (5/30/10 at LAA) and Seth Smith (4/6/15 vs. LAA).
- **AAA Tacoma** - Hit .297 (92x310) with 50 runs scored, 11 doubles, 5 triples, 5 home runs, 39 RBI, 19 walks and 20 stolen bases in 89 games with Tacoma.
- **Hot Stretch** - Hit .376 (47x125) in 32-game stretch May 27-June 30 (before going on DL)...led the PCL in batting during this time frame.
- **MiLB DL** - Placed on the minor league DL with left hand injury on July 1-Aug. 1...included a 3-game rehab assignment with Everett, July 29-31.
- **Hitting Streak** - Recorded 9-game hit streak (6 multi-hit) June 9-19 (.475/19x40, 11 R, 2 2B, 3B, HR, 8 RBI).
- **2 HR** - Recorded first career multi-home run game Aug. 27 vs. Nashville (3x4, 2 R, 2B, 2 HR, 4 RBI, 10 total bases).
- **How He Got Here** - Signed as a minor league free agent on January 26...selected from AAA Tacoma on Sept. 1.

| 2015 Splits   | AVG   | G  | AB | R  | H  | 2B | 3B | HR | RBI | BB | IBB | SO | HBP | SB | CS | OBP   | SLG   | OPS   |
|---------------|-------|----|----|----|----|----|----|----|-----|----|-----|----|-----|----|----|-------|-------|-------|
| Total         | .262  | 24 | 42 | 10 | 11 | 1  | 0  | 1  | 7   | 12 | 0   | 14 | 0   | 3  | 0  | .418  | .357  | .775  |
| vs. Left      | .263  | -  | 19 | -  | 5  | 1  | 0  | 0  | 3   | 6  | 0   | 3  | 0   | 0  | 0  | .423  | .316  | .739  |
| vs. Right     | .261  | -  | 23 | -  | 6  | 0  | 0  | 1  | 4   | 6  | 0   | 11 | 0   | 3  | 0  | .414  | .391  | .805  |
| Home          | .200  | 14 | 25 | 5  | 5  | 0  | 0  | 0  | 4   | 7  | 0   | 9  | 0   | 1  | 0  | .364  | .200  | .564  |
| Away          | .353  | 10 | 17 | 5  | 6  | 1  | 0  | 1  | 3   | 5  | 0   | 5  | 0   | 2  | 0  | .500  | .588  | 1.088 |
| Day           | .333  | 5  | 6  | 2  | 2  | 0  | 0  | 0  | 2   | 0  | 0   | 2  | 0   | 0  | 0  | .500  | .333  | .833  |
| Night         | .250  | 19 | 36 | 8  | 9  | 1  | 0  | 1  | 7   | 10 | 0   | 12 | 0   | 3  | 0  | .404  | .361  | .765  |
| RISP          | .714  | -  | 7  | -  | 5  | 0  | 0  | 0  | 6   | 4  | 0   | 1  | 0   | 0  | 0  | .750  | .714  | 1.464 |
| Bases Loaded  | 1.000 | -  | 1  | -  | 1  | 0  | 0  | 0  | 2   | 0  | 0   | 0  | 0   | 0  | 0  | 1.000 | 1.000 | 2.000 |
| Post-All Star | .262  | 24 | 42 | 10 | 11 | 1  | 0  | 1  | 7   | 12 | 0   | 14 | 0   | 3  | 0  | .418  | .357  | .775  |
| September     | .275  | 22 | 40 | 9  | 11 | 1  | 0  | 1  | 7   | 11 | 0   | 12 | 0   | 3  | 0  | .423  | .375  | .798  |
| October       | .000  | 2  | 2  | 1  | 0  | 0  | 0  | 0  | 0   | 1  | 0   | 2  | 0   | 0  | 0  | .333  | .000  | .333  |





# Hitters Notes

## #17 - STEFEN ROMERO, OF

B/T: R/R • Ht: 6-2 • Wt: 220 • Service: 0.170 • Born: 10-17-88 in Tucson, AZ (Age: 27)

- **MLB Totals** - Hit .190 (4x21) with 6 runs, 1 double, 1 home run and 3 RBI in 13 games with Seattle in right field (5 G, 4 GS), left field (6 G) & center field (1 G).
- **Called Up** - Recalled from AAA Tacoma Sept. 1 and made season debut Sept. 2 at Houston (started in RF).
- **Season-Ending Injury** - Injured his right scapula (shoulder blade) Sept. 23 at Kansas City...did not play the rest of the season.
- **Tacoma Recap** - Hit .292 (139x476) with 77 runs, 37 doubles, 4 triples, 17 HR, 79 RBI, 29 walks and 10 stolen bases in 116 games with AAA Tacoma.
- **High Marks** - Among PCL league leaders ranked 4th in extra-base hits (58), T4th in doubles (37), T7th in total bases (235), T9th in hits (139), 11th in at-bats (476) and RBI (79), T11th in runs scored, (77) and 13th in slugging percentage (.494).
- **Double Vision** - Hit team-high 37 doubles, tied for 8th-most in Tacoma single-season history.
- **Multi-hit Madness** - Recorded 42 multi-hit games, including 29 multi-hit games over his final 73 games (June 8-Aug. 30).

| 2015 Splits   | AVG  | G  | AB | R | H | 2B | 3B | HR | RBI | BB | IBB | SO | HBP | SB | CS | OBP  | SLG  | OPS  |
|---------------|------|----|----|---|---|----|----|----|-----|----|-----|----|-----|----|----|------|------|------|
| Total         | .190 | 13 | 21 | 6 | 4 | 1  | 0  | 1  | 3   | 3  | 0   | 6  | 0   | 0  | 0  | .292 | .381 | .673 |
| vs. Left      | .200 | -  | 15 | - | 3 | 1  | 0  | 1  | 2   | 2  | 0   | 3  | 0   | 0  | 0  | .294 | .467 | .761 |
| vs. Right     | .167 | -  | 6  | - | 1 | 0  | 0  | 0  | 1   | 1  | 0   | 3  | 0   | 0  | 0  | .286 | .167 | .452 |
| Home          | .000 | 5  | 6  | 2 | 0 | 0  | 0  | 0  | 0   | 2  | 0   | 3  | 0   | 0  | 0  | .250 | .000 | .250 |
| Away          | .267 | 8  | 15 | 4 | 4 | 1  | 0  | 1  | 3   | 1  | 0   | 3  | 0   | 0  | 0  | .313 | .533 | .846 |
| Day           | .143 | 2  | 7  | 1 | 1 | 1  | 0  | 0  | 0   | 0  | 0   | 0  | 0   | 0  | 0  | .143 | .286 | .429 |
| Night         | .214 | 11 | 14 | 5 | 3 | 0  | 0  | 1  | 3   | 3  | 0   | 6  | 0   | 0  | 0  | .353 | .429 | .782 |
| RISP          | .250 | -  | 4  | - | 1 | 0  | 0  | 0  | 1   | 0  | 0   | 0  | 0   | 0  | 0  | .250 | .250 | .500 |
| Post-All Star | .190 | 13 | 21 | 6 | 4 | 1  | 0  | 1  | 3   | 3  | 0   | 6  | 0   | 0  | 0  | .292 | .381 | .673 |
| September     | .190 | 13 | 21 | 6 | 4 | 1  | 0  | 1  | 3   | 3  | 0   | 6  | 0   | 0  | 0  | .292 | .381 | .673 |

## #15 - KYLE SEAGER, 3B

B/T: L/R • Ht: 6-0 • Wt: 210 • Service: 4.085 • Born: 11-3-87 in Charlotte, NC (Age: 27, turns 27 Nov. 3)

- **The Totals** - Hit .266 (166x623) with 85 runs, 37 doubles, 26 home runs and 74 RBI in 161 games.
- **Better With Age** - Set career-bests in games (161), runs (85), hits (166), doubles (37) and home runs (26).
- **Iron Man** - Appeared in 161 games, 2nd-most in the Majors behind Baltimore's Manny Machado.
- **Strong Finish** - Hit .313 (42x134) with 24 runs, 10 doubles, 8 home runs, 25 RBI, 15 walks, a .392 on-base percentage, .567 slugging & .959 OPS (Aug. 28-end of season).
- **HR Binge** - Hit 9 home runs in his final 36 games including 5 in a 9-game span Aug. 26-Sept. 4.
- **Extra!** - Recorded 63 extra-base hits (37 2B, 26 HR), 2nd on the team to Nelson Cruz (67) and 14th in the American League.
- **Leftover Power** - Hit 13 home runs against left-handed pitching, the most by a left-handed hitter in the Majors (Chris Davis & Mike Moustakas, 10)...Ken Griffey Jr. is the only Mariners left-handed hitter to hit more in a season (21 in 1998 & 1996, 16 in 1994, 14 in 1997 & 13 in 1993).
- **25+** - Hit a career-best 26 home runs, becoming the first Mariners player with consecutive 25+ home run seasons since Adrian Beltre (2006-08).
- **Third Base Pop** - His 26 home runs as a third baseman was 3rd in the A.L. behind Josh Donaldson (38) & Manny Machado (34) & T5th in the Majors.
- **Reverse Splits** - Hit .297 (68x229) with 10 doubles, 13 home runs, 35 RBI and an .835 OPS against left-handed pitching; .249 (98x394) with 27 doubles, 13 home runs, 39 RBI and a .747 OPS against right-handers.
- **Like Fine Wine** - Has increased his HR total in each of his 5 MLB seasons from 3 in 2011 (53 G), 20 in 2012 (155 G), 22 in 2013 (160 G), 25 in 2014 (159 G) and 26 in 2015 (159 G)...he is the second Mariners player to increase his home run output in each of his first 5 seasons, joining Tino Martinez (0 in 1990, 4 in 1991, 16 in 1992, 17 in 1993, 20 in 1994, 31 in 1995).
- **He'll Pick You Up** - Ranked 8th in the American League with 49 road RBI...Seager's 49 road RBI are the most by a Mariners player since Seager himself drove in 60 in 2012.
- **Heart & Hustle** - Mariners nominee for the Heart and Hustle Award for second straight year, as voted on by Alumni and active MLB players and is presented annually to an active player who demonstrates a passion for the game of baseball and best embodies the values, spirit and traditions of the game.
- **20x4** - Became the 7th player with at least four 20-homer seasons in a Mariners uniform (Griffey Jr. - 9, E. Martinez - 8, Buhner - 8, Ibanez - 5, A. Rodriguez - 5, Boone - 4...became the 7th player with at least 4 consecutive 20-HR seasons Boone - 4, 2001-04, Rodriguez - 5, 1996-2000, Ibanez - 4, 2005-08, Buhner - 7, 1991-97, Martinez - 7, 1995-01, Griffey Jr. - 5, 1990-94 & 4 - 1996-99).
- **Clutch Home Runs** - Of his 26 home runs, 15 of them either tied the game (3) or gave Seattle the lead (12)...15 of his final 21 home runs tied the game or gave Seattle the lead (since May 23).
- **Streaking** - Had two season-best 12-game hitting streaks: May 14-26 (.400/18x45, 9 R, 2B, 5 HR, 10 RBI) & Aug. 28-Sept. 9 (.511/24x47), 12 R, 4 2B, 5 HR, 15 RBI.
- **The Streak** - Did not play on June 18, snapping a streak of 192 consecutive games played (191 starts) from May 11, 2014-June 17, 2015.
- **Salami** - Hit two grand slams: May 26 against Tampa Bay's Jake McGee and June 10 against Cleveland's Trevor Bauer, both on the road.

| 2015 Splits   | AVG  | G   | AB  | R  | H   | 2B | 3B | HR | RBI | BB | IBB | SO | HBP | SB | CS | OBP  | SLG  | OPS   |
|---------------|------|-----|-----|----|-----|----|----|----|-----|----|-----|----|-----|----|----|------|------|-------|
| Total         | .266 | 161 | 623 | 85 | 166 | 37 | 0  | 26 | 74  | 54 | 6   | 98 | 5   | 6  | 6  | .328 | .451 | .779  |
| vs. Left      | .297 | -   | 229 | -  | 68  | 10 | 0  | 13 | 35  | 8  | 0   | 44 | 2   | 3  | 2  | .324 | .511 | .835  |
| vs. Right     | .249 | -   | 394 | -  | 98  | 27 | 0  | 13 | 39  | 46 | 6   | 54 | 3   | 3  | 4  | .330 | .416 | .747  |
| Home          | .237 | 80  | 304 | 32 | 72  | 19 | 0  | 7  | 25  | 28 | 4   | 59 | 5   | 2  | 3  | .310 | .368 | .678  |
| Away          | .295 | 81  | 319 | 53 | 94  | 18 | 0  | 19 | 49  | 26 | 2   | 39 | 0   | 4  | 3  | .346 | .530 | .876  |
| Day           | .254 | 51  | 209 | 24 | 53  | 12 | 0  | 7  | 21  | 14 | 1   | 35 | 0   | 0  | 3  | .298 | .411 | .709  |
| Night         | .273 | 110 | 414 | 61 | 113 | 25 | 0  | 19 | 53  | 40 | 5   | 63 | 5   | 6  | 3  | .343 | .471 | .814  |
| RISP          | .179 | -   | 145 | -  | 26  | 5  | 0  | 5  | 45  | 22 | 6   | 30 | 2   | 0  | 1  | .289 | .317 | .606  |
| Bases Loaded  | .364 | -   | 11  | -  | 4   | 0  | 0  | 2  | 15  | 1  | 0   | 2  | 0   | 0  | 0  | .385 | .909 | 1.294 |
| Pre-All Star  | .269 | 88  | 324 | 36 | 87  | 19 | 0  | 12 | 39  | 28 | 5   | 48 | 2   | 1  | 3  | .329 | .438 | .767  |
| Post-All Star | .264 | 73  | 299 | 49 | 79  | 18 | 0  | 14 | 35  | 26 | 1   | 50 | 3   | 5  | 3  | .327 | .465 | .792  |
| April         | .266 | 22  | 79  | 5  | 21  | 5  | 0  | 2  | 12  | 7  | 1   | 9  | 0   | 1  | 1  | .322 | .405 | .727  |
| May           | .276 | 28  | 105 | 16 | 29  | 6  | 0  | 7  | 17  | 8  | 2   | 18 | 1   | 0  | 2  | .333 | .533 | .867  |
| June          | .232 | 26  | 95  | 9  | 22  | 3  | 0  | 3  | 9   | 7  | 1   | 14 | 0   | 0  | 0  | .282 | .358 | .639  |
| July          | .295 | 27  | 112 | 19 | 33  | 8  | 0  | 3  | 5   | 10 | 1   | 16 | 1   | 0  | 0  | .358 | .446 | .804  |
| August        | .239 | 28  | 117 | 15 | 28  | 6  | 0  | 6  | 12  | 8  | 0   | 23 | 0   | 4  | 1  | .286 | .444 | .730  |
| September     | .320 | 27  | 103 | 21 | 33  | 9  | 0  | 5  | 19  | 13 | 1   | 16 | 2   | 1  | 2  | .403 | .553 | .957  |
| October       | .000 | 3   | 12  | 0  | 0   | 0  | 0  | 0  | 0   | 1  | 0   | 2  | 1   | 0  | 0  | .143 | .000 | .143  |

# Hitters Notes



## #7 - SETH SMITH, OF

B/T: L/L • Ht: 6-3 • Wt: 210 • Service: 7.119 • Born: 9-30-82 in Jackson, MS (Age: 33)

- **The Totals** - Hit .248 (98x395) with 54 runs, 31 doubles, 5 triples, 12 home runs, 42 RBI and 47 walks in 136 games.
- **Defensively** - Appeared at both corner outfield spots, appearing in left field (65 G, 51 GS) & right field (55 G, 40 GS).
- **Splitting Time** - Played almost exclusively against right-handers, hitting .255 (88x345) with 27 doubles, 5 triples, 11 home run and 38 RBI against righties; against lefties in limited action, hit .200 (10x50) with 4 doubles, 1 home run and 4 RBI.
- **Extra! Extra!** - Third on the team with 31 doubles, his 2nd straight season with 30+ doubles and the third of his career...was 4th on the team with 48 extra-base hits behind Nelson Cruz (67), Kyle Seager (63) & Robinson Cano (56)...led the team with 5 triples.
- **Making Them Count** - Seven of his 12 home runs either tied the game (1) or gave Seattle the lead (6).
- **Tale of Two Halves** - Hit .267 (67x251) with 32 runs, 22 doubles, 3 triples, 8 home runs, 25 RBI & an .819 OPS in his first 83 games...hit .215 (31x144) with 22 runs, 9 doubles, 2 triples, 4 home runs, 17 RBI and a .694 OPS in his final 53 games.
- **Mariners Debut** - Went 3x3, R, 3 XBH (2 2B, 3B), 2 RBI, 4/6 vs. LAA...first Mariners player with 3 XBH on Opening Day & 13th player in club history to record at least a pair of XBH on OD (last: Richie Sexson, 4/4/05 vs. MIN).

| 2015 Splits   | AVG  | G   | AB  | R  | H  | 2B | 3B | HR | RBI | BB | IBB | SO | HBP | SB | CS | OBP  | SLG   | OPS   |
|---------------|------|-----|-----|----|----|----|----|----|-----|----|-----|----|-----|----|----|------|-------|-------|
| Total         | .248 | 136 | 395 | 54 | 98 | 31 | 5  | 12 | 42  | 47 | 4   | 99 | 4   | 0  | 0  | .330 | .443  | .773  |
| vs. Left      | .200 | -   | 50  | -  | 10 | 4  | 0  | 1  | 4   | 1  | 1   | 19 | 1   | 0  | 0  | .231 | .340  | .571  |
| vs. Right     | .255 | -   | 345 | -  | 88 | 27 | 5  | 11 | 38  | 46 | 3   | 80 | 3   | 0  | 0  | .343 | .458  | .801  |
| Home          | .254 | 67  | 197 | 30 | 50 | 15 | 2  | 7  | 22  | 24 | 1   | 49 | 1   | 0  | 0  | .333 | .457  | .790  |
| Away          | .242 | 69  | 198 | 24 | 48 | 16 | 3  | 5  | 20  | 23 | 3   | 50 | 3   | 0  | 0  | .327 | .429  | .757  |
| Day           | .262 | 47  | 122 | 11 | 32 | 11 | 3  | 3  | 12  | 14 | 1   | 23 | 1   | 0  | 0  | .338 | .475  | .814  |
| Night         | .242 | 89  | 273 | 43 | 66 | 20 | 2  | 9  | 30  | 33 | 3   | 76 | 3   | 0  | 0  | .327 | .429  | .755  |
| RISP          | .263 | -   | 76  | -  | 20 | 8  | 1  | 2  | 28  | 13 | 4   | 20 | 1   | 0  | 0  | .358 | .474  | .832  |
| Bases Loaded  | .333 | -   | 6   | -  | 2  | 0  | 0  | 0  | 6   | 0  | 0   | 0  | 0   | 0  | 0  | .250 | .333  | .583  |
| Pre-All Star  | .268 | 77  | 235 | 29 | 63 | 19 | 3  | 8  | 24  | 24 | 0   | 59 | 2   | 0  | 0  | .338 | .477  | .815  |
| Post-All Star | .219 | 59  | 160 | 25 | 35 | 12 | 2  | 4  | 18  | 23 | 4   | 40 | 2   | 0  | 0  | .319 | .394  | .713  |
| April         | .283 | 16  | 46  | 7  | 13 | 4  | 1  | 1  | 6   | 6  | 0   | 7  | 0   | 0  | 0  | .352 | .478  | .830  |
| May           | .250 | 27  | 92  | 10 | 23 | 7  | 1  | 4  | 7   | 7  | 0   | 26 | 1   | 0  | 0  | .310 | .478  | .788  |
| June          | .247 | 24  | 73  | 6  | 18 | 7  | 1  | 1  | 5   | 8  | 0   | 21 | 1   | 0  | 0  | .329 | .411  | .740  |
| July          | .288 | 23  | 59  | 12 | 17 | 4  | 0  | 3  | 10  | 8  | 2   | 12 | 0   | 0  | 0  | .368 | .508  | .876  |
| August        | .204 | 20  | 49  | 6  | 10 | 5  | 1  | 1  | 6   | 7  | 2   | 11 | 1   | 0  | 0  | .310 | .408  | .719  |
| September     | .222 | 23  | 72  | 11 | 16 | 4  | 1  | 1  | 7   | 8  | 0   | 22 | 1   | 0  | 0  | .305 | .347  | .652  |
| October       | .250 | 3   | 4   | 2  | 1  | 0  | 0  | 1  | 1   | 3  | 0   | 0  | 0   | 0  | 0  | .571 | 1.000 | 1.571 |

## #2 - JESUS SUCRE, C

B/T: R/R • Ht: 6-0 • Wt: 225 • Service: 1.165 • Born: 4-30-88 in Cumana, Venezuela (Age: 27)

- **The Totals** - Hit .157 (20x127) with 9 runs, 6 doubles, 1 home run & 7 RBI in 50 games with Seattle.
- **Making Contact** - Hit .267 (12x45) with 4 runs, 4 doubles, and 3 RBI in his final 19 games...hit .098 (8x82) with 5 runs, 2 doubles, 1 home run and 4 RBI in his first 31 games.
- **No-No** - Became the 5th Mariners catcher to catch a no-hitter on Aug. 11 (Hisashi Iwakuma).
- **Defensively** - Made 29 of his 43 starts behind the plate from Aug. 1 through the end of the season...Seattle was 20-23 in his 43 start; was 15-6 in a 21-game streak Aug. 2-Sept. 22 but was 1-7 in his final 8 starts.
- **The Hose** - Threw out 10 of 23 attempted base stealers (43.5% CS rate), the highest CS percentage in MLB amongst catchers with at least 20 SB attempts...ranked ahead of Russell Martin (25 CCS, 40 SB, 38.5 CS%) and James McCann (24 CCS, 41 SB, 36.9 CS%).
- **Sacrifice** - Ranked 3rd in the American League with 9 sacrifice hits behind Francisco Lindor, 13) & Alcides Escobar (11)...also tied for 3rd-most by a Mariners catcher, trailing 11 (2000) and 10 (1999) by Dan Wilson, 9 by Larry Cox (1980) and Bob Kearney (1984, 1986).
- **He Pitches Too!** - Made two relief appearances: June 12 at Houston, tossing a shutout 8th inning...allowed the first batter to reach base with a single before getting a ground ball double play and a groundout to shortstop to end the inning & Aug. 15, allowing 3 runs on 5 hits including a home run at Boston.
- **Opening Day** - Named to the Opening Day roster for the first time in his career.
- **Up & Down** - Had two stints with Seattle, making the Opening Day roster before being sent to minors on May 19 (recalled on June 4).
- **AAA Tacoma** - Hit .261 (6x23) with 3 runs and 2 RBI in 6 games with AAA Tacoma.

| 2015 Splits   | AVG  | G  | AB  | R | H  | 2B | 3B | HR | RBI | BB | IBB | SO | HBP | SB | CS | OBP  | SLG  | OPS  |
|---------------|------|----|-----|---|----|----|----|----|-----|----|-----|----|-----|----|----|------|------|------|
| Total         | .157 | 50 | 127 | 9 | 20 | 6  | 0  | 1  | 7   | 6  | 0   | 21 | 0   | 0  | 0  | .195 | .228 | .424 |
| vs. Left      | .289 | -  | 38  | - | 11 | 4  | 0  | 0  | 4   | 5  | 0   | 3  | 0   | 0  | 0  | .372 | .395 | .767 |
| vs. Right     | .101 | -  | 89  | - | 9  | 2  | 0  | 1  | 3   | 1  | 0   | 18 | 0   | 0  | 0  | .111 | .157 | .268 |
| Home          | .258 | 25 | 62  | 7 | 16 | 5  | 0  | 1  | 6   | 3  | 0   | 5  | 0   | 0  | 0  | .292 | .387 | .679 |
| Away          | .062 | 25 | 65  | 2 | 4  | 1  | 0  | 0  | 1   | 3  | 0   | 16 | 0   | 0  | 0  | .103 | .077 | .180 |
| Day           | .185 | 22 | 54  | 5 | 10 | 4  | 0  | 1  | 5   | 3  | 0   | 7  | 0   | 0  | 0  | .228 | .315 | .543 |
| Night         | .137 | 28 | 73  | 4 | 10 | 2  | 0  | 0  | 2   | 3  | 0   | 14 | 0   | 0  | 0  | .171 | .164 | .335 |
| RISP          | .147 | -  | 34  | - | 5  | 1  | 0  | 0  | 6   | 0  | 0   | 6  | 0   | 0  | 0  | .147 | .176 | .324 |
| Bases Loaded  | .000 | -  | 3   | - | 0  | 0  | 0  | 0  | 0   | 0  | 0   | 0  | 0   | 0  | 0  | .000 | .000 | .000 |
| Pre-All Star  | .038 | 12 | 26  | 1 | 1  | 0  | 0  | 0  | 0   | 0  | 0   | 6  | 0   | 0  | 0  | .038 | .038 | .077 |
| Post-All Star | .188 | 38 | 101 | 8 | 19 | 6  | 0  | 1  | 7   | 6  | 0   | 15 | 0   | 0  | 0  | .234 | .277 | .511 |
| April         | .000 | 3  | 7   | 0 | 0  | 0  | 0  | 0  | 0   | 0  | 0   | 0  | 0   | 0  | 0  | .000 | .000 | .000 |
| May           | .125 | 3  | 8   | 1 | 1  | 0  | 0  | 0  | 0   | 0  | 0   | 4  | 0   | 0  | 0  | .125 | .125 | .250 |
| June          | .000 | 4  | 8   | 0 | 0  | 0  | 0  | 0  | 0   | 0  | 0   | 2  | 0   | 0  | 0  | .000 | .000 | .000 |
| July          | .167 | 5  | 12  | 1 | 2  | 1  | 0  | 1  | 1   | 0  | 0   | 2  | 0   | 0  | 0  | .167 | .500 | .667 |
| August        | .135 | 12 | 37  | 2 | 5  | 1  | 0  | 0  | 3   | 2  | 0   | 5  | 0   | 0  | 0  | .179 | .162 | .342 |
| September     | .200 | 20 | 45  | 3 | 9  | 3  | 0  | 0  | 2   | 4  | 0   | 8  | 0   | 0  | 0  | .265 | .267 | .532 |
| October       | .300 | 3  | 10  | 2 | 3  | 1  | 0  | 0  | 1   | 0  | 0   | 0  | 0   | 0  | 0  | .300 | .400 | .700 |



# Hitters Notes

## #1 - CHRIS TAYLOR, INF

B/T: R/R • Ht: 6-1 • Wt: 190 • Service: 0.139 • Born: 8-29-90 in Virginia Beach, VA (Age: 25)

- **With Seattle** - Appeared in 37 games with the Mariners over two stints: May 4-June 1 (.159/10x63) and July 2-30 (.194/6x31).
- **Disabled List** - Began the season on the Major League disabled list with a fractured triquetrum bone in his right wrist (retroactive to March 27) and was activated and optioned to Tacoma on April 18.
- **Defense** - Appeared in games at shortstop (28 G, 25 GS), second base (4 G/2 GS) and third base (1 G).
- **Tacoma Recap** - Hit .300 (103x343) with 56 runs, 20 doubles, 6 triples, 4 home runs, 32 RBI, 50 walks and 16 stolen bases in 86 games with AAA Tacoma.
- **PCL Rankings** - Among PCL league leaders ranked T7th in on-base percentage (.391) and T12th in triples (6).
- **Multi Hits** - Recorded 27 multi-hit games, including 2 season-high 4 hits games (8/1 at Las Vegas and 6/19 at Albuquerque).
- **Striking** - Recorded 5 hitting streaks of at least 8 games, including a season-high 12-game hitting streak, June 12-24 (.352/19x54, 6 R, 2 2B, 3 3B, 7 RBI).
- **Instructional League** - Finished the season participating in the Mariners instructional camp in Peoria, AZ.

| 2015 Splits   | AVG  | G  | AB | R | H  | 2B | 3B | HR | RBI | BB | IBB | SO | HBP | SB | CS | OBP  | SLG  | OPS  |
|---------------|------|----|----|---|----|----|----|----|-----|----|-----|----|-----|----|----|------|------|------|
| Total         | .170 | 37 | 94 | 9 | 16 | 3  | 1  | 0  | 1   | 6  | 0   | 31 | 0   | 3  | 2  | .220 | .223 | .443 |
| vs. Left      | .241 | -  | 29 | - | 7  | 1  | 1  | 0  | 1   | 2  | 0   | 7  | 0   | 1  | 0  | .290 | .345 | .635 |
| vs. Right     | .138 | -  | 65 | - | 9  | 2  | 0  | 0  | 0   | 4  | 0   | 24 | 0   | 2  | 2  | .188 | .169 | .358 |
| Home          | .136 | 17 | 44 | 4 | 6  | 1  | 0  | 0  | 0   | 1  | 0   | 18 | 0   | 0  | 0  | .156 | .159 | .315 |
| Away          | .200 | 20 | 50 | 5 | 10 | 2  | 1  | 0  | 1   | 5  | 0   | 13 | 0   | 3  | 2  | .273 | .280 | .553 |
| Day           | .286 | 13 | 28 | 3 | 8  | 1  | 0  | 0  | 0   | 3  | 0   | 9  | 0   | 2  | 1  | .355 | .321 | .676 |
| Night         | .121 | 24 | 66 | 6 | 8  | 2  | 1  | 0  | 1   | 3  | 0   | 22 | 0   | 1  | 1  | .159 | .182 | .341 |
| RISP          | .056 | -  | 18 | - | 1  | 0  | 0  | 0  | 0   | 1  | 0   | 6  | 0   | 0  | 0  | .105 | .056 | .161 |
| Pre-All Star  | .167 | 27 | 72 | 6 | 12 | 2  | 1  | 0  | 1   | 5  | 0   | 22 | 0   | 2  | 2  | .221 | .222 | .443 |
| Post-All Star | .182 | 10 | 22 | 3 | 4  | 1  | 0  | 0  | 0   | 1  | 0   | 9  | 0   | 1  | 0  | .217 | .227 | .445 |
| May           | .159 | 20 | 63 | 5 | 10 | 1  | 1  | 0  | 1   | 5  | 0   | 19 | 0   | 2  | 2  | .221 | .206 | .427 |
| July          | .194 | 17 | 31 | 4 | 6  | 2  | 0  | 0  | 0   | 1  | 0   | 12 | 0   | 1  | 0  | .219 | .258 | .477 |

## #35 - MARK TRUMBO, OF/1B/DH

B/T: R/R • Ht: 6-4 • Wt: 225 • Service: 5.027 • Born: 1-16-86 in Anaheim, CA (Age: 29, turns 30 Jan. 16)

- **The Totals** - Hit .262 (133x508) with 62 runs, 23 doubles, 3 triples, 22 home runs and 64 RBI in 142 games with Seattle & Arizona.
- **With Seattle** - Hit .263 (88x334) with 39 runs, 13 doubles, 13 home runs and 41 RBI in 96 games with Seattle, including .302 (77x255) with 35 runs, 12 doubles, 12 home runs, 36 RBI and an .849 OPS in 74 games after July 4.
- **The Trade** - Was acquired by Seattle along with LHP Vidal Nuño as part of 6-player trade with Arizona in exchange for RHP Dominic Leone, C Wellington Castillo, OF Gabby Guerrero & INF Jack Reinheimer.
- **With Arizona** - Hit .259 (45x174) with 23 runs, 10 doubles, 3 triples, 9 home runs and 23 RBI in 46 games with Arizona.
- **Striking** - Had career-best 12-game hitting streak Aug. 29-Sept. 10, hitting .375 (18x48) with 8 runs, 2 doubles, 4 home runs and 11 RBI.
- **Multiples** - Had 7th career (2nd of 2015) multi home run game on Aug. 31 at Houston.
- **Versatile** - Appeared in games in right field (76 G, 70 GS), first base (23 G, 20 GS), left field (13 G, 12 GS) as well as designated hitter (30 G, 30 GS) with Seattle & Arizona.
- **Power Ending** - Hit 10 home runs in his final 48 games, T3rd-most on the team behind Nelson Cruz (13), Franklin Gutierrez (11) & tied with Kyle Seager & Robinson Cano.

| 2015 Splits   | AVG  | G   | AB  | R  | H   | 2B | 3B | HR | RBI | BB | IBB | SO  | HBP | SB | CS | OBP  | SLG  | OPS  |
|---------------|------|-----|-----|----|-----|----|----|----|-----|----|-----|-----|-----|----|----|------|------|------|
| Total         | .262 | 142 | 508 | 62 | 133 | 23 | 3  | 22 | 64  | 36 | 1   | 132 | 0   | 0  | 0  | .310 | .449 | .759 |
| vs. Left      | .289 | -   | 173 | -  | 50  | 6  | 1  | 11 | 25  | 11 | 1   | 40  | 0   | 0  | 0  | .330 | .526 | .856 |
| vs. Right     | .248 | -   | 335 | -  | 83  | 17 | 2  | 11 | 39  | 25 | 0   | 92  | 0   | 0  | 0  | .300 | .409 | .709 |
| Home          | .264 | 74  | 261 | 31 | 69  | 14 | 3  | 12 | 41  | 19 | 0   | 70  | 0   | 0  | 0  | .313 | .479 | .792 |
| Away          | .259 | 68  | 247 | 31 | 64  | 9  | 0  | 10 | 23  | 17 | 1   | 62  | 0   | 0  | 0  | .307 | .417 | .724 |
| Day           | .222 | 46  | 167 | 17 | 37  | 10 | 0  | 5  | 13  | 17 | 1   | 45  | 0   | 0  | 0  | .292 | .371 | .663 |
| Night         | .282 | 96  | 341 | 45 | 96  | 13 | 3  | 17 | 51  | 19 | 0   | 87  | 0   | 0  | 0  | .319 | .487 | .806 |
| RISP          | .195 | -   | 133 | -  | 26  | 4  | 1  | 6  | 40  | 12 | 1   | 38  | 0   | 0  | 0  | .260 | .376 | .636 |
| Bases Loaded  | .000 | -   | 5   | -  | 0   | 0  | 0  | 0  | 1   | 0  | 0   | 2   | 0   | 0  | 0  | .000 | .000 | .000 |
| Pre-All Star  | .244 | 76  | 279 | 30 | 68  | 13 | 3  | 11 | 32  | 15 | 0   | 70  | 0   | 0  | 0  | .282 | .430 | .712 |
| Post-All Star | .284 | 66  | 229 | 32 | 65  | 10 | 0  | 11 | 32  | 21 | 1   | 62  | 0   | 0  | 0  | .343 | .472 | .814 |
| April         | .319 | 19  | 72  | 7  | 23  | 4  | 3  | 2  | 11  | 2  | 0   | 12  | 0   | 0  | 0  | .338 | .542 | .880 |
| May           | .237 | 25  | 93  | 16 | 22  | 6  | 0  | 7  | 12  | 8  | 0   | 24  | 0   | 0  | 0  | .297 | .527 | .824 |
| June          | .134 | 22  | 82  | 4  | 11  | 1  | 0  | 1  | 5   | 3  | 0   | 24  | 0   | 0  | 0  | .165 | .183 | .348 |
| July          | .318 | 25  | 85  | 9  | 27  | 5  | 0  | 2  | 9   | 5  | 0   | 26  | 0   | 0  | 0  | .356 | .447 | .803 |
| August        | .263 | 22  | 76  | 13 | 20  | 2  | 0  | 7  | 14  | 10 | 1   | 22  | 0   | 0  | 0  | .345 | .566 | .911 |
| September     | .315 | 26  | 89  | 12 | 28  | 4  | 0  | 3  | 13  | 8  | 0   | 22  | 0   | 0  | 0  | .371 | .461 | .832 |
| October       | .182 | 3   | 11  | 1  | 2   | 1  | 0  | 0  | 0   | 0  | 0   | 2   | 0   | 0  | 0  | .182 | .273 | .455 |

## #3 - MIKE ZUNINO, C

B/T: R/R • Ht: 6-2 • Wt: 220 • Service: 2.084 • Born: 3-25-91 in Cape Coral, FL (Age: 24)

- **The Totals** - Hit .174 (61x350) with 28 runs, 11 doubles, 11 home runs and 28 RBI in 112 games.
- **Double Digits** - Hit 11 home runs following Mariners catcher record 22 HR in 2014...5th catcher in Mariners history to post multiple double-digit home runs seasons...joins Dan Wilson (3 seasons: 18 in 1996, 15 in 1997, 10 in 2001), Dave Valle (3 seasons: 12 in 1987, 10 in 1988, 13 in 1993), Miguel Olivo (2 seasons: 19 in 2011, 12 in 2012) and Kenji Johjima (2 seasons: 18 in 2006, 14 in 2007).
- **Good Stretch** - Hit .361 (13x36) with 5 doubles, 1 home run, 6 RBI during career-high 10-game hitting streak July 20-31.
- **Bad Stretch** - Had a career-high 0-for-25 streak July 31-August 11, snapped with a 2-for-4 game Aug. 15 at Boston.
- **Defensively** - Appeared in 112 games at catcher, making 101 starts...at time of option to minors (8/28) ranked 3rd in Majors in innings caught (919.2) trailing only Yadier Molina (1009.2) and Salvador Perez (947.1)...threw out 12 of 54 attempted base stealers (22.2%).
- **Sacrifice** - Tied for 5th in the American League with 8 sacrifice hits.
- **Let's Hit Two** - Collected second career multi-home run game May 12 vs. San Diego (3x4, 2 HR, 3 RBI).
- **For his Own Good** - Optioned to AAA Tacoma Aug. 28...appeared in 10 games with the Rainiers (.317/13x41, 2 2B, 3 HR, 8 RBI).
- **Instructional League** - Finished the season participating in the Mariners instructional camp in Peoria, AZ.



# Hitters Notes



| 2015 Splits   | AVG  | G   | AB  | R  | H  | 2B | 3B | HR | RBI | BB | IBB | SO  | HBP | SB | CS | OBP  | SLG  | OPS  |
|---------------|------|-----|-----|----|----|----|----|----|-----|----|-----|-----|-----|----|----|------|------|------|
| Total         | .174 | 112 | 350 | 28 | 61 | 11 | 0  | 11 | 28  | 21 | 0   | 132 | 5   | 0  | 1  | .230 | .300 | .530 |
| vs. Left      | .206 | -   | 102 | -  | 21 | 4  | 0  | 1  | 7   | 6  | 0   | 36  | 0   | 0  | 0  | .248 | .275 | .522 |
| vs. Right     | .161 | -   | 248 | -  | 40 | 7  | 0  | 10 | 21  | 15 | 0   | 96  | 5   | 0  | 1  | .223 | .310 | .534 |
| Home          | .163 | 57  | 166 | 12 | 27 | 2  | 0  | 6  | 13  | 11 | 0   | 74  | 2   | 0  | 0  | .221 | .283 | .504 |
| Away          | .185 | 55  | 184 | 16 | 34 | 9  | 0  | 5  | 15  | 10 | 0   | 58  | 3   | 0  | 1  | .239 | .315 | .554 |
| Day           | .200 | 33  | 85  | 10 | 17 | 2  | 0  | 2  | 6   | 6  | 0   | 30  | 1   | 0  | 0  | .261 | .294 | .555 |
| Night         | .166 | 79  | 265 | 18 | 44 | 9  | 0  | 9  | 22  | 15 | 0   | 102 | 4   | 0  | 1  | .220 | .302 | .522 |
| RISP          | .158 | -   | 101 | -  | 16 | 5  | 0  | 1  | 17  | 10 | 0   | 42  | 2   | 0  | 0  | .243 | .238 | .481 |
| Bases Loaded  | .273 | -   | 11  | -  | 3  | 1  | 0  | 0  | 4   | 0  | 0   | 4   | 0   | 0  | 0  | .273 | .364 | .636 |
| Pre-All Star  | .160 | 81  | 250 | 22 | 40 | 6  | 0  | 9  | 20  | 17 | 0   | 100 | 4   | 0  | 1  | .223 | .292 | .515 |
| Post-All Star | .210 | 31  | 100 | 6  | 21 | 5  | 0  | 2  | 8   | 4  | 0   | 32  | 1   | 0  | 0  | .248 | .320 | .568 |
| April         | .129 | 22  | 62  | 6  | 8  | 1  | 0  | 2  | 3   | 6  | 0   | 27  | 1   | 0  | 0  | .214 | .242 | .456 |
| May           | .237 | 22  | 76  | 6  | 18 | 5  | 0  | 5  | 12  | 2  | 0   | 29  | 2   | 0  | 1  | .275 | .500 | .775 |
| June          | .130 | 25  | 77  | 7  | 10 | 0  | 0  | 2  | 3   | 8  | 0   | 31  | 0   | 0  | 0  | .212 | .208 | .420 |
| July          | .222 | 25  | 81  | 5  | 18 | 5  | 0  | 1  | 8   | 2  | 0   | 25  | 2   | 0  | 0  | .256 | .321 | .577 |
| August        | .130 | 18  | 54  | 4  | 7  | 0  | 0  | 1  | 2   | 3  | 0   | 20  | 0   | 0  | 0  | .175 | .185 | .361 |

## Additional Players to Appear in 2015 or on 40-Man Roster:

### DUSTIN ACKLEY, OF (#13)

- **Traded** - Sent to New York (AL) on July 30 in exchange for Jose Ramirez (RHP) and Ramon Flores (OF).
- **The Stats** - Hit .215 (40x186) with 8 doubles, 1 triple, 6 home runs and 19 RBI in 85 games with Seattle prior to trade.
- **Mariners Career** - Appeared in 587 games with Seattle from 2011-15...hit .243 (488x2012) with 91 doubles, 16 triples, 42 home runs.
- **Multiple Positions** - Over Mariners career played games at 2B (282 G/277 GS), LF (207 G/171 GS), CF (71 G/62 GS), 1B (18 G/5 GS), RF (2 G/0 GS).
- **The Draft** - Was the Mariners first selection (2nd overall) in the 2009 June Draft.

### WILLIE BLOOMQUIST, INF/OF (#8)

- **The Totals** - Hit .159 (11x69) with 2 runs, 1 double and 4 RBI in 35 games with Seattle.
- **Defensively** - Appeared in games at second base (8 G, 2 GS), shortstop (7 G, 5 GS), third base (5 G, 2 GS), first base (3 G, 3 GS), left field (5 G, 3 GS) and right field (2 G, 1 GS).
- **Goodbye** - Designated for assignment on July 2 and released on July 6.
- **True to the Blue** - Appeared in 622 games in a Mariners uniform over 9 seasons (2002-08, 2014-15)...22nd-most games played in Mariners history...one of 12 players to appear in 9 or more seasons with the Mariners.

### WELINGTON CASTILLO, C (#35)

- **The Totals** - Hit .160 (4x25) with 3 runs and 2 RBI in 6 games with Seattle, all at catcher.
- **The Trades** - Acquired by Seattle from Chicago (NL) in exchange for RHP Yoervis Medina on May 19...traded by Seattle to Arizona as part of 6-player Mark Trumbo trade on June 3.

### RAMON FLORES, OF (40-man roster)

- **Welcome** - Acquired from New York (AL) July 30 along with Jose Ramirez (rhp) in exchange for Dustin Ackley (of).
- **Rainiers Debut** - Went 2-for-5 with a double and 2 RBI in Tacoma debut July 31 at El Paso.
- **On Base Machine** - Reached base safely in 13 of 14 games with Tacoma...notched a hit in 12-of-14 games.
- **5 Hits** - Posted Rainiers only 5-hit game Aug. 7 vs. Reno (reached base 6 times with BB).
- **The Injury** - Suffered fractured and dislocated right ankle in center field Aug. 14 vs. Sacramento...had season-ending surgery Aug. 20 in Seattle performed by Mariners Medical Director Dr. Edward Khalfayan.
- **Yankees** - Appeared in 12 games with the Yankees, batting .219 (7x32) with 3 runs and a double...made 8 starts in left field.
- **MLB Debut** - Went 0-for-4 in MLB debut May 30 at Oakland...recorded first hit May 31 with a first-inning single off Jesse Chavez.
- **AAA Scranton** - Appeared in 73 games for AAA Scranton/Wilkes-Barre, batting .286 (79x276) with 11 doubles, 2 triples, 7 home runs, 34 RBI.
- **Prospect** - Listed by *Baseball America* as the Yankees No. 27 prospect entering the season (was No. 20 prospect in 2014).

### AUSTIN JACKSON, OF (#16)

- **The Trade** - Acquired by the Chicago Cubs on Aug. 31 for future considerations.
- **The Totals** - Hit .272 (114x419) with 46 runs scored, 18 doubles, 3 triples, 8 home runs and 38 RBI in 107 games.
- **DL** - On the 15-day disabled list May 4-25 with a right ankle sprain.
- **June Bloom** - Hit .304 (28x92) with 11 runs, 7 doubles, 2 triples and 9 RBI in 24 June games after hitting .236 (29x123) in his first 31 games.
- **Grand Salami** - Hit his first career grand slam on July 7 vs. Detroit and tied a career-high with 4 RBI (5x, last: Aug. 10, 2014 vs. CWS).
- **On Base Machine** - Reached base safely 6 times on June 2 vs. NYY, going 4-for-4 with 2 doubles, RBI, walk, stolen base and hit by pitch.
- **Solid Finish** - Hit .291 (64x220) in 56 games June 24-Aug. 30 prior to trade to Cubs.

### JUSTIN RUGGIANO, OF (#12)

- **The Totals** - Hit .214 (15x70) with 8 runs, 4 doubles, 2 home runs and 3 RBI in 70 games with Seattle.
- **The Split** - Hit .263 (10x38) with 2 doubles and 2 home runs against left-handers; .156 (5x32) against right-handers.
- **DFA** - Designated for assignment on June 4, outrighted to AAA Tacoma on June 13.
- **AAA Tacoma** - With Tacoma hit .296 (53x179) with 27 runs, 9 doubles, 10 home runs and 29 RBI in 49 games.
- **HR Trio** - Hit 3 home runs on June 27 vs. El Paso, going 3-for-4 with 3 runs, 3 home runs and 7 RBI.
- **Traded** - Acquired by the Dodgers Aug. 31 in a minor league trade for future considerations.

### RICKIE WEEKS, OF (#25)

- **The Totals** - Hit .167 (14x84) with 7 runs, 1 double, 2 home runs and 9 RBI in 37 games with Seattle.
- **Defensively** - Appeared exclusively in left field, appearing in 19 games and starting 10.
- **Game Winner** - Hit eventual game-winning solo home run on April 28 at Texas.
- **In A Pinch** - Hit a 2-out, 3-run pinch-hit home run on April 12 at Oakland, his first home run with Seattle.
- **Goodbye** - Designated for assignment on June 13 and released June 20.



# Pitchers Notes

## TEAM PITCHING

|               | W  | L  | ERA  | SV | SVO | G   | CG | IP     | H    | R   | ER  | HR  | BB  | SO   | AVG  | OBP  | SLG  | OPS  |
|---------------|----|----|------|----|-----|-----|----|--------|------|-----|-----|-----|-----|------|------|------|------|------|
| Total         | 76 | 86 | 4.16 | 45 | 69  | 162 | 6  | 1463.0 | 1430 | 726 | 677 | 181 | 491 | 1283 | .256 | .322 | .412 | .734 |
| Home          | 36 | 45 | 3.72 | 17 | 28  | 81  | 3  | 750.0  | 668  | 336 | 310 | 90  | 231 | 674  | .238 | .304 | .386 | .689 |
| Away          | 40 | 41 | 4.63 | 28 | 41  | 81  | 3  | 713.0  | 762  | 390 | 367 | 91  | 260 | 609  | .274 | .340 | .439 | .779 |
| Day           | 24 | 27 | 4.31 | 14 | 22  | 51  | 2  | 470.0  | 443  | 235 | 225 | 55  | 184 | 400  | .251 | .327 | .400 | .728 |
| Night         | 52 | 59 | 4.10 | 31 | 47  | 111 | 4  | 993.0  | 987  | 491 | 452 | 126 | 307 | 883  | .258 | .319 | .418 | .737 |
| Starter       | 55 | 50 | 4.17 | 0  | 0   | 162 | 6  | 940.0  | 918  | 461 | 436 | 126 | 279 | 803  | .255 | .313 | .413 | .727 |
| Reliever      | 21 | 36 | 4.15 | 45 | 69  | 156 | 0  | 523.0  | 512  | 265 | 241 | 55  | 212 | 480  | .258 | .337 | .410 | .747 |
| Pre-All Star  | 41 | 48 | 3.82 | 24 | 35  | 89  | 4  | 800.1  | 752  | 360 | 340 | 92  | 253 | 690  | .248 | .311 | .393 | .704 |
| Post-All Star | 35 | 38 | 4.58 | 21 | 34  | 73  | 2  | 662.2  | 678  | 366 | 337 | 89  | 238 | 593  | .265 | .334 | .435 | .769 |
| April         | 10 | 12 | 3.93 | 8  | 12  | 22  | 1  | 201.1  | 193  | 96  | 88  | 14  | 72  | 178  | .250 | .319 | .373 | .691 |
| May           | 14 | 14 | 3.63 | 8  | 11  | 28  | 1  | 250.1  | 231  | 108 | 101 | 36  | 90  | 203  | .246 | .315 | .404 | .720 |
| June          | 11 | 16 | 3.66 | 6  | 8   | 27  | 2  | 240.2  | 211  | 102 | 98  | 25  | 71  | 211  | .235 | .298 | .368 | .666 |
| July          | 12 | 15 | 4.63 | 6  | 10  | 27  | 1  | 243.0  | 249  | 133 | 125 | 40  | 76  | 222  | .265 | .325 | .451 | .776 |
| August        | 14 | 14 | 5.61 | 10 | 17  | 28  | 1  | 258.1  | 294  | 169 | 161 | 36  | 91  | 210  | .286 | .349 | .461 | .809 |
| September     | 14 | 13 | 3.47 | 6  | 9   | 27  | 0  | 238.1  | 222  | 105 | 92  | 26  | 81  | 234  | .247 | .320 | .402 | .722 |
| October       | 1  | 2  | 3.48 | 1  | 2   | 3   | 0  | 31.0   | 30   | 13  | 12  | 4   | 10  | 25   | .261 | .326 | .417 | .743 |

-- Here is a look at the Mariners pitchers in 2015 --

### #97 - JOE BEIMEL, LHP

B/T: L/L • Ht: 6-3 • Wt: 210 • Service: 11.000 • Born: 4-19-77 in St. Marys, PA (Age: 38)

- **The Totals** - Was 2-1 with 1 save and 6 holds with a 3.99 ERA (21 ER, 47.1 IP) with 22 strikeouts in 53 relief appearances.
- **Strong Start** - Posted a 2.50 ERA (10 ER, 36.0 IP) with 19 strikeouts in first 37 appearances of the season; in next 5 appearances posted 54.00 ERA (10 ER, 1.2 IP) prior to being placed on the 15-day D.L....had a 0.93 ERA (1 ER, 9.2 IP) in 11 games after returning from disabled list.
- **The Injury** - Placed on 15-day disabled list on Aug. 21 with posterior inflammation in left shoulder...sent on rehab assignment to AAA Tacoma Aug 30 before being activated on Sept. 4.
- **Rehab Work** - Appeared in two games with AAA Tacoma Aug. 30-Sept. 3 (2 G, 1.2 IP, 2 ER, 1 BB, 2 K).
- **Specialist** - Tossed less than 1.0 inning in 21 of 53 relief appearances...tossed 1.1+ innings in 9 appearances.
- **In General** - 36 of his 53 relief outings were scoreless, including 26 of his final 36 outings.
- **Safe at Home** - Posted a 2.36 ERA (7 ER, 26.2 IP) in 27 appearances at home; 6.10 ERA (14 ER, 20.2 IP) in 26 games on the road.
- **Save Me** - Recorded his 5th career save on May 26 at Tampa Bay, his first save since June 11, 2009 vs. Cincinnati while with Washington.

| 2015 Splits   | W | L | ERA   | SV | SVO | G  | GS | CG | IP   | H  | R  | ER | HR | BB | SO | AVG  | OBP  | SLG   | OPS   |
|---------------|---|---|-------|----|-----|----|----|----|------|----|----|----|----|----|----|------|------|-------|-------|
| Total         | 2 | 1 | 3.99  | 1  | 3   | 53 | 0  | 0  | 47.1 | 49 | 25 | 21 | 8  | 16 | 22 | .283 | .342 | .457  | .799  |
| Home          | 1 | 0 | 2.36  | 0  | 2   | 27 | 0  | 0  | 26.2 | 25 | 9  | 7  | 3  | 5  | 11 | .263 | .291 | .389  | .681  |
| Away          | 1 | 1 | 6.10  | 1  | 1   | 26 | 0  | 0  | 20.2 | 24 | 16 | 14 | 5  | 11 | 11 | .308 | .400 | .538  | .938  |
| Day           | 1 | 0 | 8.49  | 0  | 1   | 16 | 0  | 0  | 11.2 | 10 | 13 | 11 | 4  | 7  | 9  | .233 | .346 | .535  | .881  |
| Night         | 1 | 1 | 2.52  | 1  | 2   | 37 | 0  | 0  | 35.2 | 39 | 12 | 10 | 4  | 9  | 13 | .300 | .340 | .431  | .771  |
| Reliever      | 2 | 1 | 3.99  | 1  | 3   | 53 | 0  | 0  | 47.1 | 49 | 25 | 21 | 8  | 16 | 22 | .283 | .342 | .457  | .799  |
| Pre-All Star  | 0 | 0 | 2.73  | 1  | 2   | 25 | 0  | 0  | 26.1 | 23 | 9  | 8  | 2  | 9  | 14 | .245 | .305 | .330  | .635  |
| Post-All Star | 2 | 1 | 5.57  | 0  | 1   | 28 | 0  | 0  | 21.0 | 26 | 16 | 13 | 6  | 7  | 8  | .329 | .386 | .608  | .994  |
| May           | 0 | 0 | 2.38  | 1  | 2   | 12 | 0  | 0  | 11.1 | 7  | 4  | 3  | 0  | 5  | 7  | .184 | .273 | .211  | .483  |
| June          | 0 | 0 | 4.50  | 0  | 0   | 9  | 0  | 0  | 10.0 | 11 | 5  | 5  | 2  | 3  | 4  | .297 | .350 | .486  | .836  |
| July          | 2 | 1 | 1.54  | 0  | 0   | 12 | 0  | 0  | 11.2 | 11 | 2  | 2  | 1  | 3  | 7  | .275 | .311 | .350  | .661  |
| August        | 0 | 0 | 19.29 | 0  | 1   | 9  | 0  | 0  | 4.2  | 9  | 12 | 10 | 5  | 4  | 1  | .409 | .519 | 1.136 | 1.655 |
| September     | 0 | 0 | 1.17  | 0  | 0   | 10 | 0  | 0  | 7.2  | 9  | 2  | 1  | 0  | 1  | 3  | .310 | .333 | .414  | .747  |
| October       | 0 | 0 | 0.00  | 0  | 0   | 1  | 0  | 0  | 2.0  | 2  | 0  | 0  | 0  | 0  | 0  | .286 | .286 | .286  | .571  |

### #29 - ROENIS ELIAS, LHP

B/T: L/L • Ht: 6-1 • Wt: 190 • Service: 1.112 • Born: 8-1-88 in Guantanamo, Cuba (Age: 27)

- **The Totals** - Was 5-8 with a 4.14 ERA (53 ER, 115.1 IP) with 97 strikeouts in 22 games including 20 starts in two stints with Seattle.
- **Strong Start** - In first 9 start of the season, was 3-3 with a 2.79 ERA (18 ER, 58.0 IP) with 43 strikeouts; over next 6 starts June 14-Sept. 1 was 1-4 with a 7.31 ERA (26 ER, 32.0 IP)...in final 5 starts was 1-1 with a 3.38 ERA (9 ER, 24.0 IP) with 25 strikeouts.
- **In Relief** - Made two relief appearances, both scoreless, tossing 1.0 shutout frame on Aug. 24 vs. Oakland & striking out his only batter on Sept. 18 at Texas.
- **Stingy Starts** - Allowed one earned run or less in 6 starts, two earned or less in 11 starts, three earned or less in 15 of 20 starts.
- **AAA Tacoma** - Had two stints in the minors (March 29-April 26 & July 3-Aug. 23) and combined to go 4-2 with a 7.34 ERA (50 ER, 61.1 IP) in 12 starts with Tacoma... tossed at least 5.0 innings in 9 of his 12 AAA starts...recorded win in last start with Rainiers Aug. 16 at Oklahoma City, allowing 2 runs on 6 hits with 7 strikeouts over 7.0 innings.
- **Quite The Streak** - Allowed 4 runs on May 30, snapping a streak of 16 consecutive starts allowing 3 runs or less...streak was 3rd-longest in club history behind Erik Bedard (20, June 8, 2008-July 25, 2009) & Felix Hernandez (18, May 18-Aug. 22, 2014).
- **Double Digits** - Struck out career-high tying 10 batters June 19 vs. Houston (also: 10, May 1, 2014 at NYY).

| 2015 Splits   | W | L | ERA   | SV | SVO | G  | GS | CG | IP    | H   | R  | ER | HR | BB | SO | AVG  | OBP  | SLG   | OPS   |
|---------------|---|---|-------|----|-----|----|----|----|-------|-----|----|----|----|----|----|------|------|-------|-------|
| Total         | 5 | 8 | 4.14  | 0  | 0   | 22 | 20 | 0  | 115.1 | 106 | 57 | 53 | 15 | 44 | 97 | .245 | .325 | .405  | .730  |
| Home          | 2 | 4 | 4.20  | 0  | 0   | 11 | 10 | 0  | 55.2  | 49  | 28 | 26 | 8  | 22 | 48 | .240 | .333 | .397  | .730  |
| Away          | 3 | 4 | 4.07  | 0  | 0   | 11 | 10 | 0  | 59.2  | 57  | 29 | 27 | 7  | 22 | 49 | .250 | .318 | .412  | .730  |
| Day           | 0 | 2 | 6.91  | 0  | 0   | 3  | 3  | 0  | 14.1  | 18  | 12 | 11 | 0  | 9  | 14 | .300 | .417 | .333  | .750  |
| Night         | 5 | 6 | 3.74  | 0  | 0   | 19 | 17 | 0  | 101.0 | 88  | 45 | 42 | 15 | 35 | 83 | .237 | .309 | .417  | .726  |
| Starter       | 5 | 8 | 4.18  | 0  | 0   | 20 | 20 | 0  | 114.0 | 106 | 57 | 53 | 15 | 43 | 96 | .248 | .326 | .409  | .735  |
| Reliever      | 0 | 0 | 0.00  | 0  | 0   | 2  | 0  | 0  | 1.1   | 0   | 0  | 0  | 0  | 1  | 1  | .000 | .200 | .000  | .200  |
| Pre-All Star  | 4 | 6 | 4.27  | 0  | 0   | 13 | 13 | 0  | 78.0  | 72  | 38 | 37 | 11 | 25 | 64 | .245 | .316 | .412  | .728  |
| Post-All Star | 1 | 2 | 3.86  | 0  | 0   | 9  | 7  | 0  | 37.1  | 34  | 19 | 16 | 4  | 19 | 33 | .246 | .344 | .391  | .735  |
| April         | 0 | 0 | 3.18  | 0  | 0   | 1  | 1  | 0  | 5.2   | 6   | 2  | 2  | 0  | 3  | 6  | .273 | .385 | .318  | .703  |
| May           | 2 | 2 | 3.05  | 0  | 0   | 6  | 6  | 0  | 38.1  | 37  | 13 | 13 | 6  | 13 | 28 | .259 | .318 | .448  | .766  |
| June          | 2 | 3 | 6.11  | 0  | 0   | 5  | 5  | 0  | 28.0  | 26  | 20 | 19 | 4  | 8  | 23 | .241 | .322 | .389  | .711  |
| July          | 0 | 1 | 4.50  | 0  | 0   | 1  | 1  | 0  | 6.0   | 3   | 3  | 3  | 1  | 1  | 7  | .143 | .182 | .381  | .563  |
| August        | 0 | 1 | 3.52  | 0  | 0   | 2  | 1  | 0  | 7.2   | 9   | 4  | 3  | 0  | 1  | 3  | .300 | .333 | .400  | .733  |
| September     | 1 | 1 | 2.93  | 0  | 0   | 6  | 5  | 0  | 27.2  | 18  | 11 | 9  | 3  | 15 | 30 | .188 | .304 | .313  | .617  |
| October       | 0 | 0 | 18.00 | 0  | 0   | 1  | 1  | 0  | 2.0   | 7   | 4  | 4  | 1  | 3  | 0  | .583 | .667 | 1.000 | 1.667 |

# Pitchers Notes



## #40 - DANNY FARQUHAR, RHP

B/T: R/R • Ht: 5-9 • Wt: 185 • Service: 2.080 • Born: 2-17-87 in Pembroke Pines, FL (Age: 28)

- **The Totals** – Was 1-8 with 1 save, 8 holds and a 5.12 ERA (29 ER, 51.0 IP) with 48 strikeouts in 43 games during 5 stints with Seattle.
- **Up & Down** - Had five stints with Seattle: Opening Day-May 25, June 13-June 15, July 9-July 12, Aug. 15-Aug. 22 & Sept. 7-end of season.
- **Rough Start** - Was 0-3 with a 6.59 ERA (21 ER, 28.2 IP) with 24 strikeouts in his first 24 relief outings but posted a 3.22 ERA (8 ER, 22.1 IP) with 24 strikeouts in his final 19 relief appearances (despite allowing 6 ER in final 6.2 innings).
- **Strong Stretch** - Posted 1.15 ERA (2 ER, 15.2 IP) with 17 strikeouts in 14 appearances July 12-Sept. 20, allowing just 8 hits while striking out 17.
- **Reverse Splits** - Limited left-handed hitters to .220 (20x91) average with 10 extra-base hits; right-handers hit .306 (33x108) with 16 extra-base hits.
- **Stretching Out** - Tossed 2.0+ innings in 9 of his 43 relief appearances including a season-high 2.2 innings on Aug. 15 at Boston.
- **Tough Losses** - Took the loss in four straight appearances Sept. 26, 28, 30 & Oct. 2.
- **AAA Tacoma** - Was 1-1 with a 3.08 ERA (13 ER, 38.0 IP) with 41 strikeouts in 27 appearances including one start.

| 2015 Splits   | W | L | ERA  | SV | SVO | G  | GS | CG | IP   | H  | R  | ER | HR | BB | SO | AVG  | OBP  | SLG  | OPS   |
|---------------|---|---|------|----|-----|----|----|----|------|----|----|----|----|----|----|------|------|------|-------|
| Total         | 1 | 8 | 5.12 | 1  | 3   | 43 | 0  | 0  | 51.0 | 53 | 33 | 29 | 9  | 17 | 48 | .266 | .326 | .492 | .818  |
| Home          | 0 | 5 | 4.44 | 0  | 1   | 25 | 0  | 0  | 26.1 | 29 | 17 | 13 | 6  | 12 | 30 | .274 | .353 | .528 | .881  |
| Away          | 1 | 3 | 5.84 | 1  | 2   | 18 | 0  | 0  | 24.2 | 24 | 16 | 16 | 3  | 5  | 18 | .258 | .293 | .452 | .745  |
| Day           | 0 | 1 | 4.86 | 1  | 1   | 13 | 0  | 0  | 16.2 | 19 | 9  | 9  | 1  | 5  | 15 | .288 | .333 | .424 | .758  |
| Night         | 1 | 7 | 5.24 | 0  | 2   | 30 | 0  | 0  | 34.1 | 34 | 24 | 20 | 8  | 12 | 33 | .256 | .322 | .526 | .848  |
| Reliever      | 1 | 8 | 5.12 | 1  | 3   | 43 | 0  | 0  | 51.0 | 53 | 33 | 29 | 9  | 17 | 48 | .266 | .326 | .492 | .818  |
| Pre-All Star  | 0 | 3 | 6.23 | 0  | 2   | 25 | 0  | 0  | 30.1 | 37 | 23 | 21 | 6  | 12 | 26 | .301 | .368 | .520 | .888  |
| Post-All Star | 1 | 5 | 3.48 | 1  | 1   | 18 | 0  | 0  | 20.2 | 16 | 10 | 8  | 3  | 5  | 22 | .211 | .256 | .447 | .703  |
| April         | 0 | 1 | 4.38 | 0  | 1   | 10 | 0  | 0  | 12.1 | 12 | 6  | 6  | 1  | 4  | 11 | .261 | .320 | .413 | .733  |
| May           | 0 | 2 | 8.74 | 0  | 1   | 10 | 0  | 0  | 11.1 | 17 | 13 | 11 | 2  | 4  | 9  | .340 | .400 | .520 | .920  |
| June          | 0 | 0 | 6.75 | 0  | 0   | 2  | 0  | 0  | 2.2  | 2  | 2  | 2  | 1  | 2  | 2  | .222 | .364 | .667 | 1.030 |
| July          | 0 | 0 | 4.50 | 0  | 0   | 3  | 0  | 0  | 4.0  | 6  | 2  | 2  | 2  | 2  | 4  | .333 | .400 | .722 | 1.122 |
| August        | 0 | 1 | 3.18 | 1  | 1   | 5  | 0  | 0  | 5.2  | 5  | 4  | 2  | 0  | 4  | 4  | .238 | .346 | .381 | .727  |
| September     | 1 | 3 | 2.77 | 0  | 0   | 12 | 0  | 0  | 13.0 | 9  | 4  | 4  | 2  | 1  | 16 | .191 | .208 | .447 | .655  |
| October       | 0 | 1 | 9.00 | 0  | 0   | 1  | 0  | 0  | 2.0  | 2  | 2  | 2  | 1  | 0  | 2  | .250 | .250 | .625 | .875  |

## #41 - CHARLIE FURBUSH, LHP

B/T: L/L • Ht: 6-5 • Wt: 215 • Service: 4.121 • Born: 4-11-86 in South Portland, ME (Age: 29)

- **The Season** - Posted 2.08 ERA (5 ER, 21.2 IP) in 33 appearances before going on the disabled list just prior to the All-Star break.
- **Disabled List** - On the disabled list July 9-end of season with left biceps tendinitis and a slight rotator cuff tear...transferred to 60-day DL Sept. 8.
- **Nothing Doing** - Did not allowed a run in 29 of 33 appearances.
- **Do the Splits** - Limited left-handed batters to a .105 batting average (4x38) with zero extra-base hits.
- **RISP** - Held opponents to a .056 (1x18) batting average with runners in scoring position (0x6 with RISP/2 outs).
- **Stranded** - Did not allow any of 16 inherited runners to score.
- **First Batter Faced** - Retired first batter faced in 24 of 33 appearances (72.7%).
- **Roberto Clemente Award** - Mariners nominee for the Roberto Clemente Award, as player who best represents the game of baseball through positive contributions on and off the field, including sportsmanship and community involvement.

| 2015 Splits  | W | L | ERA  | SV | SVO | G  | GS | CG | IP   | H | R | ER | HR | BB | SO | AVG  | OBP  | SLG  | OPS  |
|--------------|---|---|------|----|-----|----|----|----|------|---|---|----|----|----|----|------|------|------|------|
| Total        | 1 | 1 | 2.08 | 0  | 0   | 33 | 0  | 0  | 21.2 | 9 | 6 | 5  | 2  | 5  | 17 | .122 | .198 | .216 | .414 |
| Home         | 1 | 1 | 1.74 | 0  | 0   | 17 | 0  | 0  | 10.1 | 4 | 3 | 2  | 0  | 3  | 12 | .111 | .200 | .139 | .339 |
| Away         | 0 | 0 | 2.38 | 0  | 0   | 16 | 0  | 0  | 11.1 | 5 | 3 | 3  | 2  | 2  | 5  | .132 | .195 | .289 | .485 |
| Day          | 0 | 0 | 2.70 | 0  | 0   | 10 | 0  | 0  | 6.2  | 2 | 2 | 2  | 1  | 2  | 2  | .095 | .208 | .238 | .446 |
| Night        | 1 | 1 | 1.80 | 0  | 0   | 23 | 0  | 0  | 15.0 | 7 | 4 | 3  | 1  | 3  | 15 | .132 | .193 | .208 | .401 |
| Reliever     | 1 | 1 | 2.08 | 0  | 0   | 33 | 0  | 0  | 21.2 | 9 | 6 | 5  | 2  | 5  | 17 | .122 | .198 | .216 | .414 |
| Pre-All Star | 1 | 1 | 2.08 | 0  | 0   | 33 | 0  | 0  | 21.2 | 9 | 6 | 5  | 2  | 5  | 17 | .122 | .198 | .216 | .414 |
| April        | 0 | 1 | 3.18 | 0  | 0   | 11 | 0  | 0  | 5.2  | 5 | 3 | 2  | 0  | 1  | 5  | .217 | .250 | .217 | .467 |
| May          | 0 | 0 | 0.00 | 0  | 0   | 10 | 0  | 0  | 7.0  | 1 | 0 | 0  | 0  | 3  | 3  | .045 | .192 | .045 | .238 |
| June         | 0 | 0 | 3.86 | 0  | 0   | 10 | 0  | 0  | 7.0  | 2 | 3 | 3  | 2  | 0  | 6  | .091 | .130 | .364 | .494 |
| July         | 1 | 0 | 0.00 | 0  | 0   | 2  | 0  | 0  | 2.0  | 1 | 0 | 0  | 0  | 1  | 3  | .143 | .250 | .286 | .536 |

## #53 - MAYCKOL GUAIBE, RHP

B/T: R/R • Ht: 6-4 • Wt: 235 • Service: 0.054 • Born: 8-11-90 in Barcelona, Venezuela (Age: 25)

- **The Totals** – Was 0-3 with a 5.40 ERA (16 ER, 26.2 IP) with 22 strikeouts in 21 relief appearances with Seattle.
- **Strong Finish** - Posted 2.70 ERA (3 ER, 10.0 IP) with 11 strikeouts in final 9 outings; was 0-3 with a 7.02 ERA (13 ER, 16.2 IP), allowing a run 10 of his first 12 appearances of the season.
- **The Split** - Limited right-handed hitters to .246 (15x61) average while left-handers hit .452 (19x42).
- **MLB Debut** - Retired all seven batters in 2.1 shutout frames June 1 vs. New York-AL, striking out 2 and stranding an inherited runner.
- **Long Man** - Tossed career-high 3.0 innings on Aug. 10 vs. Baltimore (1 H, 1 ER, 1 HR, 1 K).
- **AAA Recap** - Went 0-4 with 5 saves and a 2.87 ERA (15 ER, 47.0 IP) in 38 games with AAA Tacoma.
- **No Runs** - Tossed season-high 12.0 scoreless innings over 8 relief appearances, July 17-Aug. 22 in Tacoma...allowed only 1 run over final 11 appearances (16.1 innings), lowering his ERA from 4.11 to 2.87.
- **Long AAA Relief** - Tossed at least 2.0 innings in 9 outing, including 5 of his last 11 games.

| 2015 Splits   | W | L | ERA   | SV | SVO | G  | GS | CG | IP   | H  | R  | ER | HR | BB | SO | AVG  | OBP  | SLG  | OPS   |
|---------------|---|---|-------|----|-----|----|----|----|------|----|----|----|----|----|----|------|------|------|-------|
| Total         | 0 | 3 | 5.40  | 0  | 3   | 21 | 0  | 0  | 26.2 | 34 | 19 | 16 | 5  | 13 | 22 | .330 | .417 | .534 | .951  |
| Home          | 0 | 2 | 4.41  | 0  | 1   | 12 | 0  | 0  | 16.1 | 13 | 8  | 8  | 2  | 8  | 9  | .245 | .369 | .358 | .728  |
| Away          | 0 | 1 | 6.97  | 0  | 2   | 9  | 0  | 0  | 10.1 | 21 | 11 | 8  | 3  | 5  | 13 | .420 | .473 | .720 | 1.193 |
| Day           | 0 | 2 | 5.00  | 0  | 1   | 7  | 0  | 0  | 9.0  | 12 | 5  | 5  | 2  | 4  | 6  | .364 | .450 | .545 | .995  |
| Night         | 0 | 1 | 5.60  | 0  | 2   | 14 | 0  | 0  | 17.2 | 22 | 14 | 11 | 3  | 9  | 16 | .314 | .400 | .529 | .929  |
| Reliever      | 0 | 3 | 5.40  | 0  | 3   | 21 | 0  | 0  | 26.2 | 34 | 19 | 16 | 5  | 13 | 22 | .330 | .417 | .534 | .951  |
| Pre-All Star  | 0 | 2 | 8.31  | 0  | 1   | 3  | 0  | 0  | 4.1  | 5  | 4  | 4  | 0  | 1  | 2  | .333 | .389 | .333 | .722  |
| Post-All Star | 0 | 1 | 4.84  | 0  | 2   | 18 | 0  | 0  | 22.1 | 29 | 15 | 12 | 5  | 12 | 20 | .330 | .422 | .568 | .990  |
| June          | 0 | 0 | 0.00  | 0  | 0   | 1  | 0  | 0  | 2.1  | 0  | 0  | 0  | 0  | 0  | 2  | .000 | .000 | .000 | .000  |
| July          | 0 | 2 | 18.00 | 0  | 1   | 2  | 0  | 0  | 2.0  | 5  | 4  | 4  | 0  | 1  | 0  | .625 | .636 | .625 | 1.261 |
| August        | 0 | 1 | 6.52  | 0  | 1   | 6  | 0  | 0  | 9.2  | 16 | 8  | 7  | 4  | 3  | 8  | .372 | .413 | .744 | 1.157 |
| September     | 0 | 0 | 3.97  | 0  | 1   | 10 | 0  | 0  | 11.1 | 13 | 7  | 5  | 1  | 6  | 12 | .317 | .417 | .439 | .856  |
| October       | 0 | 0 | 0.00  | 0  | 0   | 2  | 0  | 0  | 1.1  | 0  | 0  | 0  | 0  | 3  | 0  | .000 | .500 | .000 | .500  |





# Pitchers Notes

## #34 - FELIX HERNANDEZ, RHP

B/T: R/R • Ht: 6-3 • Wt: 225 • Service: 10.060 • Born: 4-8-86 in Valencia, Venezuela (Age: 29)

- **The Totals** - Was 18-9 with a 3.53 ERA (79 ER, 201.2 IP) with 191 strikeouts in 31 starts.
- **AL Leaderboard** - Among American League leaders ranked T3rd in wins (18), T1st in shutouts (2), T8th in quality starts (20), 8th in strikeouts (191), 9th in K/9.0 IP (8.52), 13th in innings pitched (201.2), 14th in ERA (2.84), 14th in opponent OPS (.682), 16th in opponent batting average (.240).
- **18 Wins** - Won 18 games, becoming the third Mariners pitcher to post multiple 18 win seasons with the club, joining Randy Johnson (3) & Jamie Moyer (2).
- **Shutouts** - Tied for MLB lead with 2 shutouts...since debut season in 2005, 11 shutouts are most amongst American League pitchers and trail only Roy Halladay (14), Clayton Kershaw (12) and Cliff Lee (12).
- **Double Digit Wins** - Won 18 games, marking his 7th straight season with at least 10 wins and the ninth 10+-win season in his career...his 7 straight seasons with at least 10 wins is currently T5th-longest among active pitchers: Mark Buehrle (15, 2001-c), John Lackey (12, 2003-c), James Shields (9, 2007-c), Zack Greinke (8, 2008-c) and David Price (7, 2009-c).
- **200.0** - Tossed 201.2 innings, his 8th consecutive 200.0 IP season, tied for the most since 2008 with James Shields...his eight 200.0 inning seasons are the most in club history, ahead of Jamie Moyer (7) & Randy Johnson (6).
- **Strong Finish** - Was 4-1 with a 2.74 ERA (13 ER, 42.2 IP) with 40 strikeouts in his last 6 starts of the season...was 2-3 with an 8.48 ERA (27 ER, 28.2 IP) in his previous 5 starts (July 29-Aug. 21).
- **Bad Outings** - Had four starts in which he allowed 7+ earned runs (10, Aug. 15 at BOS; 8 June 12 at HOU; 7 July 29 vs. ARI & 7 June 1 vs. NYY)...those four starts accounted for 32 of the 79 earned runs allowed on the season.
- **6-Time All-Star** - Selected to play in his 6th All-Star game, setting a Mariners record for All-Star game appearances by a Mariners pitcher (Randy Johnson, 5)...trails only Ken Griffey Jr. (10), Ichiro (10) and Edgar Martinez (7) for most All-Star selections in a Mariners uniform.
- **2,000 Strikeouts** - Recorded 2,000th career strikeout May 10 vs. Oakland, becoming the 4th-youngest to reach the milestone...currently ranks 61st on the all-time strikeout list with 2,142, 4th among active players.
- **Innings Record** - Set Mariners career record for innings pitched April 29 at Texas, passing Jamie Moyer (who finished with 2,093 innings with Seattle).
- **Venezuelan Strikeouts** - Became all-time Venezuelan strikeout leader, Johan Santana (1,988), on May 4 at LAA.
- **5 Straight Wins** - Tied career high winning 5 consecutive starts April 18-May 10...7-game win streak Sept. 28, 2014-May 10, 2015, tied for 3rd-longest winning streak in his career.
- **8 Straight K's** - Struck out 8 consecutive batters faced over two starts April 18 vs. Texas (last 4 batters) and April 24 vs. Minnesota (first 4 batters)...first time by a Mariners pitcher since Arthur Rhodes (8 straight, May 4-8, 2002) and by a Mariners starter since Mark Langston (8 straight, Sept. 22-28, 1986).
- **Walking Tall In Texas** - Was 5-0 with a 1.83 ERA (7 ER, 34.1 IP) with 34 strikeouts in 5 starts against Texas...first American League pitcher to start 5 or more games against an opponent in one season and win all of them while posting an ERA below 2.00 since 1985, when Bert Blyleven, pitching for both the Indians and Twins, went 5-0 with a 1.40 ERA in 5 starts vs. Texas.
- **A.L. West Supremacy** - Against the A.L. West was 11-3 with a 2.87 ERA (35 ER, 109.2 IP) with 107 strikeouts in 17 starts.
- **Lid Lifter Strikeouts** - Recorded 10 strikeouts in season-opening win over the Angels...3rd career OD start with 10+ strikeouts...joins Hall of Famers Randy Johnson (4), Pedro Martinez (3) and Bob Gibson (3) as the only pitchers with 3 or more OD starts with 10+ strikeouts.
- **Young Gun** - Prior to his 29th birthday on April 8, Felix recorded 1,961 strikeouts, the 4th-most by a pitcher in MLB history before turning 29...trailed only Sam McDowell (2,156), Walter Johnson (2,118) and Bert Blyleven (2,082).
- **Moving Up** - Recorded 131st career win May 10 vs. Oakland, moving ahead of Jamie Moyer for 2nd in Mariners record book (currently 2nd with 143 wins trailing Randy Johnson - 145).
- **7.0 Scoreless** - Recorded 5 starts with at least 7.0 scoreless innings; 3rd-most in AL behind Dallas Keuchel (7) & Scott Kazmir (6).
- **Double-Digits K's** - Recorded pair of double-digit strikeouts: 4/18 vs. TEX (12) & 4/6 vs. LAA (10)...34 career starts with 10+ strikeouts, 2nd-most in club history trailing Randy Johnson who had 94 double-digit strikeout games in his Mariners career.
- **Lid Lifter** - Made 8th career Opening Day start April 6 vs. LA Angels...earned the win allowing 1 run (HR to Mike Trout in the 1st inning) on 2 hits in 7.0 innings...struck out 10 batters and walked 1.
- **Opening Day Record** - Is 6-0, 1.49 ERA (10 ER, 60.1 IP) in his 8 career Opening Day starts...has made 7 consecutive OD starts (2009-2015), the longest active streak in the Majors...holds club records for Opening day starts (8), consecutive starts (7), wins (6) and strikeouts (62).

| 2015 Splits   | W  | L | ERA  | SV | SVO | G  | GS | CG | IP    | H   | R  | ER | HR | BB | SO  | AVG  | OBP  | SLG  | OPS  |
|---------------|----|---|------|----|-----|----|----|----|-------|-----|----|----|----|----|-----|------|------|------|------|
| Total         | 18 | 9 | 3.53 | 0  | 0   | 31 | 31 | 2  | 201.2 | 180 | 80 | 79 | 23 | 58 | 191 | .240 | .301 | .381 | .682 |
| Home          | 11 | 6 | 3.03 | 0  | 0   | 17 | 17 | 1  | 119.0 | 91  | 41 | 40 | 13 | 32 | 111 | .209 | .272 | .340 | .612 |
| Away          | 7  | 3 | 4.25 | 0  | 0   | 14 | 14 | 1  | 82.2  | 89  | 39 | 39 | 10 | 26 | 80  | .283 | .340 | .438 | .778 |
| Day           | 7  | 3 | 3.40 | 0  | 0   | 13 | 13 | 1  | 84.2  | 75  | 32 | 32 | 11 | 26 | 78  | .240 | .307 | .401 | .708 |
| Night         | 11 | 6 | 3.62 | 0  | 0   | 18 | 18 | 1  | 117.0 | 105 | 48 | 47 | 12 | 32 | 113 | .240 | .296 | .368 | .664 |
| Starter       | 18 | 9 | 3.53 | 0  | 0   | 31 | 31 | 2  | 201.2 | 180 | 80 | 79 | 23 | 58 | 191 | .240 | .301 | .381 | .682 |
| Pre-All Star  | 11 | 5 | 2.84 | 0  | 0   | 18 | 18 | 2  | 117.1 | 90  | 37 | 37 | 10 | 35 | 112 | .214 | .279 | .323 | .602 |
| Post-All Star | 7  | 4 | 4.48 | 0  | 0   | 13 | 13 | 0  | 84.1  | 90  | 43 | 42 | 13 | 23 | 79  | .274 | .329 | .456 | .785 |
| April         | 4  | 0 | 1.82 | 0  | 0   | 5  | 5  | 1  | 34.2  | 22  | 7  | 7  | 1  | 6  | 36  | .182 | .238 | .264 | .503 |
| May           | 4  | 1 | 2.00 | 0  | 0   | 5  | 5  | 1  | 36.0  | 26  | 8  | 8  | 6  | 9  | 35  | .208 | .267 | .360 | .627 |
| June          | 2  | 3 | 5.51 | 0  | 0   | 6  | 6  | 0  | 32.2  | 27  | 20 | 20 | 3  | 16 | 29  | .221 | .309 | .344 | .654 |
| July          | 2  | 2 | 2.94 | 0  | 0   | 5  | 5  | 0  | 33.2  | 38  | 12 | 11 | 3  | 9  | 31  | .286 | .329 | .398 | .727 |
| August        | 3  | 2 | 6.60 | 0  | 0   | 5  | 5  | 0  | 30.0  | 41  | 22 | 22 | 5  | 5  | 27  | .328 | .370 | .512 | .882 |
| September     | 3  | 1 | 2.86 | 0  | 0   | 5  | 5  | 0  | 34.2  | 26  | 11 | 11 | 5  | 13 | 33  | .210 | .288 | .403 | .691 |

### MARINERS RANKINGS

| Category       | Rank | #       | Next Up                      |
|----------------|------|---------|------------------------------|
| Quality Starts | 1st  | 227     | ---                          |
| Innings        | 1st  | 2,262.1 | ---                          |
| Starts         | 1st  | 334     | ---                          |
| Strikeouts     | 2nd  | 2,142   | Randy Johnson (2,162) is 1st |
| Wins           | 2nd  | 143     | Jamie Moyer (145) is 1st     |
| Shutouts       | 2nd  | 11      | Randy Johnson (19) is 1st    |

### YOUNG STRIKEOUTS

Felix has recorded 2,142 career strikeouts, currently 4th-most by a pitcher before turning 30 years old: Walter Johnson (2,302), Sam McDowell (2,271), Bert Blyleven (2,250), **Felix Hernandez (2,142)**, Nolan Ryan (2,085).

### 2,000 STRIKEOUTS

Felix recorded his 2,000th career strikeout May 10 vs. OAK (29.032), becoming the 4th-youngest pitcher to reach the 2,000-strikeout mark behind Blyleven (28.097), Sam McDowell (28.228) and Walter Johnson (28.235), and ahead of Nolan Ryan

# Pitchers Notes



## #18 - HISASHI IWAKUMA, RHP

B/T: R/R • Ht: 6-3 • Wt: 210 • Service: 4.000 • Born: 4-12-81 in Tokyo, Japan (Age: 34)

- **The Totals** - Was 9-5 with a 3.54 ERA (51 ER, 129.2 IP) with 111 strikeouts in 20 starts with Seattle.
- **Strong Finish** - Was 4-2 with a 2.17 ERA (11 ER, 45.2 IP) with 43 strikeouts in his last 7 starts of the season...was 5-3 with a 4.29 ERA (40 ER, 84.0 IP) with 68 strikeouts in his first 13 starts, including 0-1 with a 6.61 ERA (12 ER, 16.1 IP) in his first 3 starts before going on the disabled list.
- **Winning Ways** - Seattle won 11 of his final 16 starts after losing his first four to start the season.
- **No-No** - Threw the 5th no-hitter in Mariners history (4th by a single pitcher) on Aug. 12 vs. the Baltimore Orioles...was his first MLB complete game...the 2nd Japanese-born pitcher with an MLB no-hitter (Hideo Nomo, 2x)...4th no-no in MLB in 2015...first no-hitter in the American League since Felix Hernandez (Aug. 15, 2012 vs. TB)...according to ESPN Stats & Info, threw his lowest percentage of pitches in the strike zone in his career (41 percent, 11 percentage points below his season average entering the day), still throwing 77 of 116 pitches for strikes.
- **Player of the Week** - Named the American League Player of the Week for Aug. 10-16 after tossing the no-hitter in his start vs. Baltimore...was his first career Player of the Week honor, and the first by a Mariners pitcher since Felix Hernandez (June 9, 2014)...third Player of the Week honor for the Mariners this season (Brad Miller - May 18, Nelson Cruz - April 20).
- **Tough No-Decision** - Allowed a solo HR (Dozier) w/1 out in the 9th Oct. 2 at MIN, the 1st earned run he'd allowed in his career vs. the Twins, snapping a string of 41 2/3 innings...per STATS Inc., that's the longest streak to begin a career vs. any team since 1974 (as far back as their records go); previous record was 40.0 IP, Troy Percival vs. MIN (5/16/95-8/27/04)...in six career starts vs. the Twins, Iwakuma is 5-0 with a 0.21 ERA (1 ER / 42.1 IP).
- **Limiting Damage** - Allowed two runs or less in 11 of his 20 starts and three runs or less in 14 of 20 starts.
- **Road Warrior** - Was 5-1 with a 2.56 ERA (17 ER, 59.2 IP) with 51 strikeouts
- **500** - Recorded his 500th career strikeout by fanning Mitch Moreland in the 2nd inning of his win at Texas on Aug. 18...hit the milestone while walking just 118 batters...according to STATS LLC, is tied for 6th-fewest walks by a pitcher before recording his 500th strikeout since 1914 (LAD's Kenley Jansen leads with 104 BB/500K)...had 1,175 strikeouts over 11 years in Japan before his MLB career.
- **Rehab Assignment** - In 3 rehab starts with Everett & Tacoma was 1-0 with a 1.35 ERA (2 ER, 13.1 IP) with 13 strikeouts.
- **The Injury** - Suffered a right lat strain and was placed on the disabled list on April 24 (retro to April 21)...on the DL April 21-July 6, his second DL stint of Major League career.

| 2015 Splits   | W | L | ERA  | SV | SVO | G  | GS | CG | IP    | H   | R  | ER | HR | BB | SO  | AVG  | OBP  | SLG  | OPS  |
|---------------|---|---|------|----|-----|----|----|----|-------|-----|----|----|----|----|-----|------|------|------|------|
| Total         | 9 | 5 | 3.54 | 0  | 0   | 20 | 20 | 1  | 129.2 | 117 | 53 | 51 | 18 | 21 | 111 | .240 | .271 | .402 | .674 |
| Home          | 4 | 4 | 4.37 | 0  | 0   | 11 | 11 | 1  | 70.0  | 69  | 36 | 34 | 11 | 8  | 60  | .257 | .279 | .446 | .725 |
| Away          | 5 | 1 | 2.56 | 0  | 0   | 9  | 9  | 0  | 59.2  | 48  | 17 | 17 | 7  | 13 | 51  | .220 | .263 | .349 | .612 |
| Day           | 3 | 1 | 1.84 | 0  | 0   | 6  | 6  | 1  | 44.0  | 27  | 9  | 9  | 4  | 7  | 31  | .178 | .214 | .283 | .497 |
| Night         | 6 | 4 | 4.41 | 0  | 0   | 14 | 14 | 0  | 85.2  | 90  | 44 | 42 | 14 | 14 | 80  | .269 | .297 | .457 | .754 |
| Starter       | 9 | 5 | 3.54 | 0  | 0   | 20 | 20 | 1  | 129.2 | 117 | 53 | 51 | 18 | 21 | 111 | .240 | .271 | .402 | .674 |
| Pre-All Star  | 1 | 1 | 5.22 | 0  | 0   | 5  | 5  | 0  | 29.1  | 31  | 18 | 17 | 9  | 5  | 20  | .274 | .300 | .584 | .884 |
| Post-All Star | 8 | 4 | 3.05 | 0  | 0   | 15 | 15 | 1  | 100.1 | 86  | 35 | 34 | 9  | 16 | 91  | .230 | .263 | .348 | .610 |
| April         | 0 | 1 | 6.61 | 0  | 0   | 3  | 3  | 0  | 16.1  | 20  | 13 | 12 | 5  | 3  | 11  | .308 | .329 | .631 | .959 |
| July          | 2 | 1 | 4.31 | 0  | 0   | 5  | 5  | 0  | 31.1  | 32  | 15 | 15 | 6  | 5  | 26  | .264 | .294 | .463 | .756 |
| August        | 4 | 1 | 3.21 | 0  | 0   | 6  | 6  | 1  | 42.0  | 28  | 15 | 15 | 3  | 10 | 37  | .187 | .241 | .293 | .534 |
| September     | 3 | 2 | 2.18 | 0  | 0   | 5  | 5  | 0  | 33.0  | 28  | 8  | 8  | 4  | 3  | 29  | .230 | .248 | .361 | .609 |
| October       | 0 | 0 | 1.29 | 0  | 0   | 1  | 1  | 0  | 7.0   | 9   | 2  | 1  | 0  | 0  | 8   | .310 | .310 | .379 | .690 |

## #27 - LOGAN KENSING, RHP

B/T: R/R • Ht: 6-1 • Wt: 190 • Service: 4.086 • Born: 7-3-82 in San Antonio, TX (Age: 33)

- **The Totals** - Was 2-1 with 9 holds and a 5.87 ERA (10 ER, 15.1 IP) with 13 strikeouts in 19 relief appearances with Seattle.
- **Hold On** - Recorded 9 holds in his 19 relief appearances including 8 in his first 11 appearances.
- **Solid** - Did not allow a run in 13 of his 19 appearances and allowed one run or fewer in 17 of 19.
- **Safe at Home** - Posted 2.84 ERA (2 ER, 6.1 IP) in 7 games at home; 8.00 ERA (8 ER, 9.0 IP) in 12 road appearances.
- **Reverse Splits** - Limited hitters to .214 (12x56) average, including .143 (2x14) against left-handers (.238 vs. righties).
- **Welcome Back** - Signed as a minor league free agent on May 13, 2015 and assigned to Tacoma on May 30 from extended spring training.
- **Tacoma Recap** - Went 2-0 with 1 save and a 2.23 ERA (11 ER, 32.1 IP) in 19 relief appearances with AAA Tacoma.
- **No hits allowed** - Limited opponents to a .240 (29x121) average, including a .221 (17x77) clip vs. right-handed batters.
- **Long Relief** - Tossed at least 2.0 innings in 9 outings, including a season-high 3.1 innings on Aug. 1 at Las Vegas (3.1,4,0,0,0,3).

| 2015 Splits   | W | L | ERA  | SV | SVO | G  | GS | CG | IP   | H  | R  | ER | HR | BB | SO | AVG  | OBP  | SLG  | OPS  |
|---------------|---|---|------|----|-----|----|----|----|------|----|----|----|----|----|----|------|------|------|------|
| Total         | 2 | 1 | 5.87 | 0  | 0   | 19 | 0  | 0  | 15.1 | 12 | 10 | 10 | 2  | 7  | 13 | .214 | .297 | .375 | .672 |
| Home          | 1 | 0 | 2.84 | 0  | 0   | 7  | 0  | 0  | 6.1  | 4  | 2  | 2  | 1  | 3  | 8  | .190 | .280 | .381 | .661 |
| Away          | 1 | 1 | 8.00 | 0  | 0   | 12 | 0  | 0  | 9.0  | 8  | 8  | 8  | 1  | 4  | 5  | .229 | .308 | .371 | .679 |
| Day           | 1 | 0 | 4.50 | 0  | 0   | 4  | 0  | 0  | 4.0  | 2  | 2  | 2  | 1  | 2  | 4  | .154 | .267 | .385 | .651 |
| Night         | 1 | 1 | 6.35 | 0  | 0   | 15 | 0  | 0  | 11.1 | 10 | 8  | 8  | 1  | 5  | 9  | .233 | .306 | .372 | .678 |
| Reliever      | 2 | 1 | 5.87 | 0  | 0   | 19 | 0  | 0  | 15.1 | 12 | 10 | 10 | 2  | 7  | 13 | .214 | .297 | .375 | .672 |
| Post-All Star | 2 | 1 | 5.87 | 0  | 0   | 19 | 0  | 0  | 15.1 | 12 | 10 | 10 | 2  | 7  | 13 | .214 | .297 | .375 | .672 |
| August        | 0 | 0 | 7.94 | 0  | 0   | 4  | 0  | 0  | 5.2  | 3  | 5  | 5  | 1  | 5  | 7  | .150 | .320 | .300 | .620 |
| September     | 1 | 1 | 6.14 | 0  | 0   | 13 | 0  | 0  | 7.1  | 9  | 5  | 5  | 1  | 2  | 5  | .300 | .333 | .500 | .833 |
| October       | 1 | 0 | 0.00 | 0  | 0   | 2  | 0  | 0  | 2.1  | 0  | 0  | 0  | 0  | 0  | 1  | .000 | .000 | .000 | .000 |



# Pitchers Notes

## #37 - MIKE MONTGOMERY, LHP

B/T: L/L • Ht: 6-4 • Wt: 200 • Service: 0.089 • Born: 7-1-89 in Valencia, CA (Age: 26)

- **The Totals** - Went 4-6, 4.60 ERA (46 ER, 90.0 IP) in 16 starts.
- **Good Start** - Went 4-2, 1.62 ERA (9 ER, 50.0 IP) with 2 HR allowed in first 7 starts (June 2-July 5).
- **Tough Finish** - Went 0-4, 8.33 ERA (37 ER, 40.0 IP) with 9 HR allowed over final 9 starts (July 10-Aug. 25).
- **Reverse Splits** - Held RH hitters to lower batting average (.246/65x264, 9 HR) than LH hitters (.303/27x89, 2 HR).
- **Back to Tacoma** - Optioned to AAA Tacoma Aug. 29 where he finished the season.
- **MLB Debut** - Made his Major League debut June 2 vs. NYY, recording a no-decision (6.0,4,1,1,2,4).
- **Back-to-Back Shutouts** - Tossed back-to-back shutouts June 23 vs. Kansas City and June 30 at San Diego...7th time in club history a pitcher has thrown consecutive shutouts, and first time since Freddy Garcia July 1 & July 6, 2001.
- **Scoreless Streak** - Tossed 20.0 consecutive scoreless innings June 23-July 5...2nd-longest scoreless streak by a Mariners rookie pitcher, trailing 21.0-inning streak by Mark Langston in 1984.
- **1-Hitter** - Recorded the 10th 1-hitter in club history June 30 at San Diego, and first since Jarrod Washburn on July 6, 2009 vs. Baltimore...was the 13th 1-hit shutout in club history.
- **Rookie Back-to-Back Shutouts** - First rookie pitcher in MLB to throw back-to-back shutouts since Cleveland's Jeremy Sowers in 2006...12th rookie since 1980 to throw back-to-back shutouts.
- **First Win** - Earned first MLB win in his third career start June 13 at Houston
- **Fully Monty** - Tossed first career shutout June 23 vs. Kansas City (9.0,4,0,0,10)...became the first LHP in club history to throw a shutout with 10 or more strikeouts without allowing a walk June 23 vs. Kansas City...was the 2,235th start by a left-handed pitcher in club history.
- **Rookie Rarity** - Shutout vs. the Royals marked only the second time a rookie threw a shutout without walking a batter and at least 10 strikeouts against a team that went to the World Series the previous season...joined Yankees Stan Bahnsen (8/1/68 vs. BOS - 3 H, 0 BB, 12 K).
- **That Didn't Take Long** - Shutout vs. the Royals on June 23 came in his 5th career start/game...became the 4th pitcher in modern history (since 1900) to record a shutout with 10 or more strikeouts and zero walks within the first 5 career appearances...joined Kerry Wood (CHI, 5/6/98 vs. HOU), Dennis Ribant (NYM, 8/17/64 vs. PIT) and Doc Ayers (WAS, 1913).
- **6 Starts, 2 Shutouts** - According to the *Elias Sports Bureau*, became the 4th pitcher over the last 40 years to record at pair of shutouts within the first 6 starts of a career: Fernando Valenzuela (1981), Orel Hershiser (1984) and Jeremy Sowers (2006).
- **AAA Tacoma** - Made 11 starts with AAA Tacoma going 4-3, 4.13 ERA (30 ER, 65.1 IP).
- **Welcome** - Acquired from Tampa Bay on March 31 in exchange for RHP Erasmo Ramirez...optioned to AAA Tacoma where he opened the season.

| 2015 Splits   | W | L | ERA  | SV | SVO | G  | GS | CG | IP   | H  | R  | ER | HR | BB | SO | AVG  | OBP  | SLG  | OPS   |
|---------------|---|---|------|----|-----|----|----|----|------|----|----|----|----|----|----|------|------|------|-------|
| Total         | 4 | 6 | 4.60 | 0  | 0   | 16 | 16 | 2  | 90.0 | 92 | 49 | 46 | 11 | 37 | 64 | .261 | .338 | .416 | .754  |
| Home          | 1 | 3 | 4.27 | 0  | 0   | 8  | 8  | 1  | 46.1 | 46 | 23 | 22 | 6  | 14 | 30 | .251 | .312 | .399 | .710  |
| Away          | 3 | 3 | 4.95 | 0  | 0   | 8  | 8  | 1  | 43.2 | 46 | 26 | 24 | 5  | 23 | 34 | .271 | .364 | .435 | .799  |
| Day           | 2 | 2 | 3.14 | 0  | 0   | 5  | 5  | 0  | 28.2 | 28 | 10 | 10 | 2  | 13 | 16 | .262 | .347 | .374 | .721  |
| Night         | 2 | 4 | 5.28 | 0  | 0   | 11 | 11 | 2  | 61.1 | 64 | 39 | 36 | 9  | 24 | 48 | .260 | .333 | .435 | .768  |
| Starter       | 4 | 6 | 4.60 | 0  | 0   | 16 | 16 | 2  | 90.0 | 92 | 49 | 46 | 11 | 37 | 64 | .261 | .338 | .416 | .754  |
| Pre-All Star  | 4 | 3 | 2.29 | 0  | 0   | 8  | 8  | 2  | 55.0 | 42 | 14 | 14 | 4  | 13 | 34 | .209 | .267 | .313 | .581  |
| Post-All Star | 0 | 3 | 8.23 | 0  | 0   | 8  | 8  | 0  | 35.0 | 50 | 35 | 32 | 7  | 24 | 30 | .329 | .424 | .553 | .976  |
| June          | 3 | 2 | 1.62 | 0  | 0   | 6  | 6  | 2  | 44.1 | 28 | 8  | 8  | 1  | 12 | 29 | .178 | .246 | .242 | .488  |
| July          | 1 | 2 | 5.88 | 0  | 0   | 5  | 5  | 0  | 26.0 | 32 | 20 | 17 | 7  | 13 | 21 | .294 | .374 | .550 | .924  |
| August        | 0 | 2 | 9.61 | 0  | 0   | 5  | 5  | 0  | 19.2 | 32 | 21 | 21 | 3  | 12 | 14 | .368 | .450 | .563 | 1.013 |

## #38 - VIDAL NUÑO, LHP

B/T: L/L • Ht: 5-11 • Wt: 210 • Service: 2.015 • Born: 7-26-87 in National City, CA (Age: 28)

- **The Totals** - Split the season with Seattle and Arizona, combining to go 1-5 with a 3.74 ERA (37 ER, 89.0 IP) in 35 games including 10 starts.
- **With Seattle** - Was 1-4 with a 4.10 ERA (34 ER, 74.2 IP) with 62 strikeouts in 32 games including 10 starts.
- **In Relief** - Posted a 1.91 ERA (8 ER, 37.2 IP) with 39 strikeouts in 25 relief appearances with Seattle (22 G) & Arizona (3)...was one of 20 Major League relievers to post a relief ERA under 2.00 (min. 35 IP).
- **Starting Things Up** - Was 1-4 with a 5.08 ERA (29 ER, 51.1 IP) with 42 strikeouts in 10 starts for Seattle.
- **At Safeco Field** - Was 1-1 with a 2.49 ERA (12 ER, 43.1 IP) with 40 strikeouts in 17 games including 5 starts at Safeco Field.
- **Much-Needed Win** - Earned the win Sept. 9 vs. Texas (7.0,1,0,0,2,10), earning his first MLB victory since June 27, 2014...snapped a string of 44 appearances/20 starts without a win...went 0-11, 3.63 ERA (61 ER, 151.1 IP) over those 44 appearances, including going 0-10 with a 4.17 ERA (53 ER, 114.1 IP) in 20 starts...20-start winless streak had been tied for the longest active streak without a win in the Majors (min. 1 GS in 2015) with Atlanta's Shelby Miller.
- **The Trade** - acquired along with INF/OF **Mark Trumbo** on June 3 from Arizona in exchange for C Wellington Castillo, RHP Dominic Leone and minor leaguers Gabby Guerrero and Jack Reinheimer.
- **With Arizona** - Went 0-1, 1.88 ERA (3 ER, 14.1 IP) in 3 relief appearances with the Arizona Diamondbacks.
- **AAA Tacoma** - Made one start with AAA Tacoma July 5 at Fresno (W; 6.0,7,4,4,1,6,HR).
- **AAA Reno** - Opened season with AAA Reno (3-3, 3.38 ERA, 9 GS).

| 2015 Splits   | W | L | ERA  | SV | SVO | G  | GS | CG | IP   | H  | R  | ER | HR | BB | SO | AVG  | OBP  | SLG  | OPS  |
|---------------|---|---|------|----|-----|----|----|----|------|----|----|----|----|----|----|------|------|------|------|
| Total         | 1 | 5 | 3.74 | 0  | 0   | 35 | 10 | 0  | 89.0 | 90 | 38 | 37 | 15 | 22 | 81 | .264 | .312 | .460 | .772 |
| Home          | 1 | 1 | 2.52 | 0  | 0   | 18 | 5  | 0  | 50.0 | 45 | 14 | 14 | 5  | 10 | 48 | .241 | .286 | .385 | .671 |
| Away          | 0 | 4 | 5.31 | 0  | 0   | 17 | 5  | 0  | 39.0 | 45 | 24 | 23 | 10 | 12 | 33 | .292 | .343 | .552 | .895 |
| Day           | 0 | 1 | 3.07 | 0  | 0   | 15 | 2  | 0  | 29.1 | 27 | 10 | 10 | 6  | 8  | 25 | .252 | .294 | .486 | .780 |
| Night         | 1 | 4 | 4.07 | 0  | 0   | 20 | 8  | 0  | 59.2 | 63 | 28 | 27 | 9  | 14 | 56 | .269 | .320 | .449 | .769 |
| Starter       | 1 | 4 | 5.08 | 0  | 0   | 10 | 10 | 0  | 51.1 | 58 | 30 | 29 | 12 | 13 | 42 | .289 | .339 | .547 | .887 |
| Reliever      | 0 | 1 | 1.91 | 0  | 0   | 25 | 0  | 0  | 37.2 | 32 | 8  | 8  | 3  | 9  | 39 | .229 | .272 | .336 | .607 |
| Pre-All Star  | 0 | 1 | 2.39 | 0  | 0   | 14 | 0  | 0  | 26.1 | 22 | 7  | 7  | 3  | 6  | 30 | .224 | .267 | .357 | .624 |
| Post-All Star | 1 | 4 | 4.31 | 0  | 0   | 21 | 10 | 0  | 62.2 | 68 | 31 | 30 | 12 | 16 | 51 | .280 | .330 | .502 | .832 |
| May           | 0 | 1 | 1.88 | 0  | 0   | 3  | 0  | 0  | 14.1 | 10 | 3  | 3  | 1  | 5  | 19 | .189 | .259 | .283 | .542 |
| June          | 0 | 0 | 2.61 | 0  | 0   | 8  | 0  | 0  | 10.1 | 10 | 3  | 3  | 2  | 1  | 10 | .263 | .275 | .474 | .749 |
| July          | 0 | 0 | 1.64 | 0  | 0   | 10 | 0  | 0  | 11.0 | 9  | 2  | 2  | 0  | 2  | 9  | .225 | .256 | .275 | .531 |
| August        | 0 | 2 | 5.06 | 0  | 0   | 6  | 5  | 0  | 26.2 | 32 | 15 | 15 | 9  | 7  | 17 | .302 | .347 | .632 | .980 |
| September     | 1 | 2 | 5.23 | 0  | 0   | 7  | 4  | 0  | 20.2 | 23 | 13 | 12 | 2  | 6  | 22 | .280 | .348 | .427 | .775 |
| October       | 0 | 0 | 3.00 | 0  | 0   | 1  | 1  | 0  | 6.0  | 6  | 2  | 2  | 1  | 1  | 4  | .273 | .292 | .500 | .792 |



# Pitchers Notes



## #49 - EDGAR OLMOS, LHP

B/T: L/L • Ht: 6-4 • Wt: 220 • Service: 0.083 • Born: 4-12-90 in Sylmar, CA (Age: 25)

- **Season Totals** - Went 1-0, 4.50 ERA (7 ER, 14.0 IP) in 6 appearances/2 starts with Seattle.
- **First Win** - Earned first MLB win Aug. 25 vs. Oakland allowing 3 hits in 3.2 innings of relief (longest outing by Mariners reliever in 2015).
- **In Relief** - Made 4 relief appearances, posting 1-0, 0.00 ERA not allowing a run in 7.2 innings (stranded 2 of 5 inherited runners).
- **Starting Role** - Posted 9.95 ERA (7 ER, 6.1 IP) in first 2 career MLB starts, Aug. 30 at Chicago (AL) & Sept. 4 at Oakland (both no-decisions).
- **Called Up** - Recalled from AAA Tacoma Aug. 17 and made Mariners debut that night at Texas (1.2,1,0,0,0,0,HBP).
- **Back to the Minors** - Finished the season on AAA Tacoma's roster after being optioned Sept. 6.
- **AAA Tacoma** - Made 20 appearances/2 starts with the Rainiers...went 1-1, 3.55 ERA (13 ER, 33.0 IP) with one save.
- **K/9.0 IP** - With Tacoma averaged 9.27 K/9.0 IP (34 K, 33.0 IP).
- **MiLB Starter** - Made 2 starts with Tacoma, not allowing a run in 9.0 IP (8 K, 4 BB, 3 HBP).
- **Back with Seattle** - Acquired off waivers by Texas on Feb. 24, but returned to Seattle March 5 due to injury.
- **Disabled List** - Opened the season on the Major League 15-day disabled list with a left shoulder impingement (April 3-May 20).

| 2015 Splits   | W | L | ERA   | SV | SVO | G | GS | CG | IP   | H  | R | ER | HR | BB | SO | AVG  | OBP  | SLG  | OPS   |
|---------------|---|---|-------|----|-----|---|----|----|------|----|---|----|----|----|----|------|------|------|-------|
| Total         | 1 | 0 | 4.50  | 0  | 0   | 6 | 2  | 0  | 14.0 | 16 | 8 | 7  | 1  | 8  | 4  | .281 | .373 | .404 | .777  |
| Home          | 1 | 0 | 0.00  | 0  | 0   | 3 | 0  | 0  | 6.0  | 4  | 0 | 0  | 0  | 2  | 2  | .190 | .250 | .238 | .488  |
| Away          | 0 | 0 | 7.88  | 0  | 0   | 3 | 2  | 0  | 8.0  | 12 | 8 | 7  | 1  | 6  | 2  | .333 | .442 | .500 | .942  |
| Day           | 0 | 0 | 5.40  | 0  | 0   | 1 | 1  | 0  | 5.0  | 5  | 3 | 3  | 0  | 5  | 2  | .250 | .400 | .300 | .700  |
| Night         | 1 | 0 | 4.00  | 0  | 0   | 5 | 1  | 0  | 9.0  | 11 | 5 | 4  | 1  | 3  | 2  | .297 | .357 | .459 | .817  |
| Starter       | 0 | 0 | 9.95  | 0  | 0   | 2 | 2  | 0  | 6.1  | 11 | 8 | 7  | 1  | 6  | 2  | .355 | .459 | .516 | .976  |
| Reliever      | 1 | 0 | 0.00  | 0  | 0   | 4 | 0  | 0  | 7.2  | 5  | 0 | 0  | 0  | 2  | 2  | .192 | .267 | .269 | .536  |
| Post-All Star | 1 | 0 | 4.50  | 0  | 0   | 6 | 2  | 0  | 14.0 | 16 | 8 | 7  | 1  | 8  | 4  | .281 | .373 | .404 | .777  |
| August        | 1 | 0 | 2.13  | 0  | 0   | 5 | 1  | 0  | 12.2 | 10 | 3 | 3  | 0  | 7  | 4  | .217 | .327 | .283 | .610  |
| September     | 0 | 0 | 27.00 | 0  | 0   | 1 | 1  | 0  | 1.1  | 6  | 5 | 4  | 1  | 1  | 0  | .545 | .583 | .909 | 1.492 |

## #65 - JAMES PAXTON, LHP

B/T: L/L • Ht: 6-4 • Wt: 220 • Service: 2.027 • Born: 11-6-88 in Richmond, British Columbia, Canada (Age: 26, turns 27 11/6)

- **The Totals** - Was 3-4 with a 3.90 ERA (29 ER, 67.0 IP) with 56 strikeouts in 13 starts.
- **Strong Finish** - Was 3-3 with a 2.60 ERA (15 ER, 52.0 IP) with 44 strikeouts in his final 10 starts of the season; was 0-1 with an 8.40 ERA (14 ER, 15.0 IP) with 12 strikeouts in his first three starts of the year.
- **Rehab Recap** - Made 3 rehab starts in August and September with AAA Tacoma...allowed 6 runs on 12 hits over 6.2 IP, striking out 4 and walking 3... left final two starts with the lead, but failed to pitch enough innings to qualify for the win...in final start, allowed 2 runs on 5 hits over 3.0 IP with a pair of strikeouts.
- **Season Ender** - Left last start of the season on Sept. 24 at Kansas City with a torn fingernail on his left hand.
- **The Injury** - Suffered a strained left middle finger and was placed on the disabled list on May 29...second DL stint on the MLB disabled list after suffering a strain of the left latissimus dorsi muscle in April of 2014.
- **Zeroes For You** - Recorded a career-high scoreless streak of 20.0 innings spanning May 5-17...the 20.0 inning scoreless streak was tied for the longest by a Mariners pitcher this season (also: Mike Montgomery) and bettered his previous career-high streak of a 13.2 consecutive scoreless innings Aug. 26-Sept. 2, 2014...was the 29th scoreless streak of at least 20.0 innings in club history, and longest by a lefty starter since Erik Bedard (20.0, May 8-31, 2011).
- **MISP-ing In Action** - Over his last 9 starts, dating back to April 30, limited opponents to a .029 average (1x34) with RISP, including not allowing a hit with RISP in 8 of 9 starts during this span.
- **Arizona Fall League** - Pitching for the Peoria Javelinas in the Arizona Fall League.

| 2015 Splits   | W | L | ERA  | SV | SVO | G  | GS | CG | IP   | H  | R  | ER | HR | BB | SO | AVG  | OBP  | SLG  | OPS  |
|---------------|---|---|------|----|-----|----|----|----|------|----|----|----|----|----|----|------|------|------|------|
| Total         | 3 | 4 | 3.90 | 0  | 0   | 13 | 13 | 0  | 67.0 | 67 | 34 | 29 | 8  | 29 | 56 | .253 | .323 | .381 | .704 |
| Home          | 2 | 4 | 3.86 | 0  | 0   | 7  | 7  | 0  | 35.0 | 37 | 20 | 15 | 4  | 15 | 28 | .255 | .323 | .366 | .688 |
| Away          | 1 | 0 | 3.94 | 0  | 0   | 6  | 6  | 0  | 32.0 | 30 | 14 | 14 | 4  | 14 | 28 | .250 | .324 | .400 | .724 |
| Day           | 2 | 1 | 5.03 | 0  | 0   | 4  | 4  | 0  | 19.2 | 21 | 12 | 11 | 2  | 8  | 11 | .273 | .333 | .403 | .736 |
| Night         | 1 | 3 | 3.42 | 0  | 0   | 9  | 9  | 0  | 47.1 | 46 | 22 | 18 | 6  | 21 | 45 | .245 | .319 | .372 | .691 |
| Starter       | 3 | 4 | 3.90 | 0  | 0   | 13 | 13 | 0  | 67.0 | 67 | 34 | 29 | 8  | 29 | 56 | .253 | .323 | .381 | .704 |
| Pre-All Star  | 3 | 3 | 3.70 | 0  | 0   | 10 | 10 | 0  | 58.1 | 54 | 28 | 24 | 7  | 22 | 45 | .238 | .303 | .361 | .664 |
| Post-All Star | 0 | 1 | 5.19 | 0  | 0   | 3  | 3  | 0  | 8.2  | 13 | 6  | 5  | 1  | 7  | 11 | .342 | .435 | .500 | .935 |
| April         | 0 | 2 | 5.74 | 0  | 0   | 5  | 5  | 0  | 26.2 | 30 | 20 | 17 | 4  | 8  | 26 | .268 | .314 | .420 | .734 |
| May           | 3 | 1 | 1.99 | 0  | 0   | 5  | 5  | 0  | 31.2 | 24 | 8  | 7  | 3  | 14 | 19 | .209 | .292 | .304 | .597 |
| September     | 0 | 1 | 5.19 | 0  | 0   | 3  | 3  | 0  | 8.2  | 13 | 6  | 5  | 1  | 7  | 11 | .342 | .435 | .500 | .935 |

## #56 - JC RAMIREZ, RHP

B/T: R/R • Ht: 6-4 • Wt: 250 • Service: 0.147 • Born: 8-16-88 in Managua, Nicaragua (Age: 27)

- **The Totals** - Split the season between Seattle & Arizona, going 1-2 with a 5.32 ERA (14 ER, 23.2 IP) with 16 strikeouts in 20 relief appearances.
- **With Seattle** - Was 0-1 with a 7.56 ERA (7 ER, 8.1 IP) with 5 strikeouts in 8 appearances after being selected from AAA Tacoma on Sept. 8.
- **He's Back** - Was selected from AAA Tacoma on Sept. 8, reaching the Majors with the Mariners, the team that signed him as an amateur in 2005.
- **Tacoma Recap** - Appeared in 14 games with AAA Tacoma, going 1-1 with a 2.50 ERA (5 ER, 18.0 IP).
- **Finding his Groove** - After allowing 3 runs over his first 5.2 innings (3 G), allowed 2 ER over final 12.1 innings (11 G), lowering his ERA from 4.76 to 2.50.
- **AAA Reno** - Went 0-1 with 1 save and a 2.88 ERA (8 ER, 25.0 IP) in 23 relief appearances with AAA Reno.
- **Long Relief** - Tossed 11.2 scoreless innings over 11 relief appearances, April 9-May 8.
- **Welcome Back** - Acquired in minor league trade from Arizona on July 27...was in Mariners organization from 2006-2009.

| 2015 Splits   | W | L | ERA  | SV | SVO | G  | GS | CG | IP   | H  | R  | ER | HR | BB | SO | AVG  | OBP  | SLG  | OPS   |
|---------------|---|---|------|----|-----|----|----|----|------|----|----|----|----|----|----|------|------|------|-------|
| Total         | 1 | 2 | 5.32 | 0  | 3   | 20 | 0  | 0  | 23.2 | 25 | 14 | 14 | 3  | 11 | 16 | .266 | .349 | .415 | .764  |
| Home          | 1 | 1 | 8.31 | 0  | 2   | 11 | 0  | 0  | 13.0 | 16 | 12 | 12 | 2  | 8  | 11 | .296 | .397 | .463 | .860  |
| Away          | 0 | 1 | 1.69 | 0  | 1   | 9  | 0  | 0  | 10.2 | 9  | 2  | 2  | 1  | 3  | 5  | .225 | .279 | .350 | .629  |
| Day           | 1 | 1 | 3.00 | 0  | 1   | 7  | 0  | 0  | 9.0  | 11 | 3  | 3  | 1  | 3  | 10 | .289 | .341 | .395 | .736  |
| Night         | 0 | 1 | 6.75 | 0  | 2   | 13 | 0  | 0  | 14.2 | 14 | 11 | 11 | 2  | 8  | 6  | .250 | .354 | .429 | .782  |
| Reliever      | 1 | 2 | 5.32 | 0  | 3   | 20 | 0  | 0  | 23.2 | 25 | 14 | 14 | 3  | 11 | 16 | .266 | .349 | .415 | .764  |
| Pre-All Star  | 1 | 1 | 4.11 | 0  | 2   | 12 | 0  | 0  | 15.1 | 15 | 7  | 7  | 1  | 4  | 11 | .254 | .302 | .339 | .641  |
| Post-All Star | 0 | 1 | 7.56 | 0  | 1   | 8  | 0  | 0  | 8.1  | 10 | 7  | 7  | 2  | 7  | 5  | .286 | .419 | .543 | .961  |
| May           | 1 | 1 | 2.61 | 0  | 1   | 8  | 0  | 0  | 10.1 | 10 | 3  | 3  | 1  | 1  | 7  | .256 | .275 | .359 | .634  |
| June          | 0 | 0 | 7.20 | 0  | 1   | 4  | 0  | 0  | 5.0  | 5  | 4  | 4  | 0  | 3  | 4  | .250 | .348 | .300 | .648  |
| September     | 0 | 0 | 7.11 | 0  | 1   | 7  | 0  | 0  | 6.1  | 7  | 5  | 5  | 1  | 6  | 3  | .269 | .424 | .500 | .924  |
| October       | 0 | 1 | 9.00 | 0  | 0   | 1  | 0  | 0  | 2.0  | 3  | 2  | 2  | 1  | 1  | 2  | .333 | .400 | .667 | 1.067 |



# Pitchers Notes

## #31 - JOSE RAMIREZ, RHP

B/T: R/R • Ht: 6-1 • Wt: 200 • Service: 0.074 • Born: 1-21-90 in Yaguatae, Dominican Republic (Age: 25)

- **The Totals** – Was 1-0 with a 12.91 ERA (11 ER, 7.2 IP) with 5 strikeouts in 8 combined relief appearances between New York (AL) & Seattle.
- **With Seattle** - Was 1-0 with an 11.57 ERA (6 ER, 4.2 IP) with 6 walks and 3 strikeouts in 5 relief outings with Seattle.
- **1st MLB Win** - Won his first Major League game on Sept. 4 at Oakland in his Mariners debut (1.2 ShO IP, 1 K).
- **Up & Down** - Had two stints with Seattle, joining the team after the trade before being optioned on Aug. 3 and then joining the Mariners when rosters expanded on Sept. 1.
- **AAA Tacoma** - Was 1-1 with a 9.00 ERA (13 ER, 13.0 IP) with 10 strikeouts in 9 relief appearances.
- **The Trade** - Acquired from New York (AL) along with OF Ramon Flores in exchange for OF Dustin Ackley on July 30.
- **AAA Scranton** - Was 3-0 with a 2.90 ERA (16 ER, 49.2 IP) with 56 strikeouts in 32 relief appearances.

| 2015 Splits   | W | L | ERA   | SV | SVO | G | GS | CG | IP  | H  | R  | ER | HR | BB | SO | AVG  | OBP  | SLG  | OPS   |
|---------------|---|---|-------|----|-----|---|----|----|-----|----|----|----|----|----|----|------|------|------|-------|
| Total         | 1 | 0 | 12.91 | 0  | 0   | 8 | 0  | 0  | 7.2 | 15 | 14 | 11 | 0  | 10 | 5  | .385 | .538 | .615 | 1.154 |
| Home          | 0 | 0 | 13.50 | 0  | 0   | 2 | 0  | 0  | 0.2 | 1  | 1  | 1  | 0  | 3  | 1  | .333 | .714 | .667 | 1.381 |
| Away          | 1 | 0 | 12.86 | 0  | 0   | 6 | 0  | 0  | 7.0 | 14 | 13 | 10 | 0  | 7  | 4  | .389 | .511 | .611 | 1.122 |
| Day           | 0 | 0 | 0.00  | 0  | 0   | 1 | 0  | 0  | 0.1 | 0  | 0  | 0  | 0  | 1  | 0  | .000 | .500 | .000 | .500  |
| Night         | 1 | 0 | 13.50 | 0  | 0   | 7 | 0  | 0  | 7.1 | 15 | 14 | 11 | 0  | 9  | 5  | .395 | .540 | .632 | 1.172 |
| Reliever      | 1 | 0 | 12.91 | 0  | 0   | 8 | 0  | 0  | 7.2 | 15 | 14 | 11 | 0  | 10 | 5  | .385 | .538 | .615 | 1.154 |
| Pre-All Star  | 0 | 0 | 15.00 | 0  | 0   | 3 | 0  | 0  | 3.0 | 6  | 5  | 5  | 0  | 4  | 2  | .400 | .550 | .533 | 1.083 |
| Post-All Star | 1 | 0 | 11.57 | 0  | 0   | 5 | 0  | 0  | 4.2 | 9  | 9  | 6  | 0  | 6  | 3  | .375 | .531 | .667 | 1.198 |
| May           | 0 | 0 | 36.00 | 0  | 0   | 1 | 0  | 0  | 1.0 | 3  | 4  | 4  | 0  | 2  | 0  | .500 | .625 | .833 | 1.458 |
| June          | 0 | 0 | 4.50  | 0  | 0   | 2 | 0  | 0  | 2.0 | 3  | 1  | 1  | 0  | 2  | 2  | .333 | .500 | .333 | .833  |
| September     | 1 | 0 | 11.57 | 0  | 0   | 5 | 0  | 0  | 4.2 | 9  | 9  | 6  | 0  | 6  | 3  | .375 | .531 | .667 | 1.198 |

## #50 - ROB RASMUSSEN, LHP

B/T: R/L • Ht: 5-10 • Wt: 170 • Service: 0.096 • Born: 4-2-89 in Pasadena, CA (Age: 26)

- **The Totals** – Was 2-1 with a 9.98 ERA (17 ER, 15.1 IP) with 17 strikeouts in 20 relief appearances with Seattle & Toronto.
- **1st MLB Win** - Earned his first Major League win on Aug. 4 at Colorado, striking out two in 1.1 shutout innings.
- **All or Nothing** - In 20 games, had 13 outings in which he did not allow an earned run (10.1 IP); in other 7 relief outings, had a 32.79 ERA (17 ER, 4.2 IP).
- **AAA Tacoma** - Made just one appearance with Tacoma, tossing a scoreless inning on Aug. 19 at Colorado Springs.
- **The Trade** - Acquired from Toronto on July 31 along with LHP Jake Brentz & LHP Nick Wells in exchange for RHP Mark Lowe.
- **AAA Buffalo** - Was 4-1 with 1 save and a 2.36 ERA (11 ER, 42.0 IP) with 40 strikeouts in 34 games including 1 start with Buffalo.

| 2015 Splits   | W | L | ERA   | SV | SVO | G  | GS | CG | IP   | H  | R  | ER | HR | BB | SO | AVG  | OBP  | SLG  | OPS   |
|---------------|---|---|-------|----|-----|----|----|----|------|----|----|----|----|----|----|------|------|------|-------|
| Total         | 2 | 1 | 9.98  | 0  | 0   | 20 | 0  | 0  | 15.1 | 26 | 18 | 17 | 2  | 8  | 17 | .366 | .430 | .521 | .952  |
| Home          | 0 | 1 | 11.81 | 0  | 0   | 8  | 0  | 0  | 5.1  | 12 | 8  | 7  | 0  | 3  | 7  | .444 | .500 | .481 | .981  |
| Away          | 2 | 0 | 9.00  | 0  | 0   | 12 | 0  | 0  | 10.0 | 14 | 10 | 10 | 2  | 5  | 10 | .318 | .388 | .545 | .933  |
| Day           | 1 | 1 | 22.50 | 0  | 0   | 6  | 0  | 0  | 4.0  | 10 | 10 | 10 | 0  | 5  | 4  | .476 | .577 | .571 | 1.148 |
| Night         | 1 | 0 | 5.56  | 0  | 0   | 14 | 0  | 0  | 11.1 | 16 | 8  | 7  | 2  | 3  | 13 | .320 | .358 | .500 | .858  |
| Reliever      | 2 | 1 | 9.98  | 0  | 0   | 20 | 0  | 0  | 15.1 | 26 | 18 | 17 | 2  | 8  | 17 | .366 | .430 | .521 | .952  |
| Pre-All Star  | 0 | 0 | 0.00  | 0  | 0   | 1  | 0  | 0  | 1.0  | 1  | 0  | 0  | 0  | 0  | 1  | .250 | .250 | .250 | .500  |
| Post-All Star | 2 | 1 | 10.67 | 0  | 0   | 19 | 0  | 0  | 14.1 | 25 | 18 | 17 | 2  | 8  | 16 | .373 | .440 | .537 | .977  |
| June          | 0 | 0 | 0.00  | 0  | 0   | 1  | 0  | 0  | 1.0  | 1  | 0  | 0  | 0  | 0  | 1  | .250 | .250 | .250 | .500  |
| August        | 2 | 1 | 13.50 | 0  | 0   | 13 | 0  | 0  | 10.2 | 21 | 17 | 16 | 1  | 6  | 12 | .396 | .458 | .509 | .967  |
| September     | 0 | 0 | 2.45  | 0  | 0   | 6  | 0  | 0  | 3.2  | 4  | 1  | 1  | 1  | 2  | 4  | .286 | .375 | .643 | 1.018 |

## #59 - DAVID ROLLINS, LHP

B/T: L/L • Ht: 6-1 • Wt: 210 • Service: 0.167 • Born: 12-21-89 in Deberry, TX (Age: 25, turns 26 12/21)

- **The Totals** – Was 0-2 with a 7.56 ERA (21 ER, 25.0 IP) with 21 strikeouts in 20 relief appearances with Seattle.
- **Going Long** - Tossed 1.1+ innings in nine of his 20 appearances including four outings of 2.0+ innings.
- **MLB Debut** - Made his Major League debut on July 4 at Oakland, tossing 1.0 shutout inning (1 K).
- **Bad Trend** - Allowed an earned run in 10 of his last 17 appearances on the season and 11 of 20 appearances overall.
- **Restricted List** - Was reinstated from the restricted list on July 4 following 80-game suspension for testing positive for performance enhancing substance.
- **AAA Tacoma** - Was 0-0 with a 0.00 ERA (0 ER, 9.1 IP) with one walk and 8 strikeouts in 7 appearances with Tacoma.
- **Welcome to the Club** - Was selected by Seattle from Houston in the Major League phase of the Rule 5 draft (12th selection) in December 2014.

| 15 Splits     | W | L | ERA   | SV | SVO | G  | GS | CG | IP   | H  | R  | ER | HR | BB | SO | AVG  | OBP  | SLG  | OPS   |
|---------------|---|---|-------|----|-----|----|----|----|------|----|----|----|----|----|----|------|------|------|-------|
| Total         | 0 | 2 | 7.56  | 0  | 0   | 20 | 0  | 0  | 25.0 | 37 | 21 | 21 | 3  | 8  | 21 | .346 | .402 | .523 | .925  |
| Home          | 0 | 0 | 10.66 | 0  | 0   | 11 | 0  | 0  | 12.2 | 22 | 15 | 15 | 3  | 5  | 11 | .393 | .452 | .589 | 1.041 |
| Away          | 0 | 2 | 4.38  | 0  | 0   | 9  | 0  | 0  | 12.1 | 15 | 6  | 6  | 0  | 3  | 10 | .294 | .345 | .451 | .796  |
| Day           | 0 | 1 | 3.38  | 0  | 0   | 8  | 0  | 0  | 10.2 | 11 | 4  | 4  | 2  | 3  | 9  | .262 | .326 | .429 | .755  |
| Night         | 0 | 1 | 10.67 | 0  | 0   | 12 | 0  | 0  | 14.1 | 26 | 17 | 17 | 1  | 5  | 12 | .400 | .451 | .585 | 1.035 |
| Reliever      | 0 | 2 | 7.56  | 0  | 0   | 20 | 0  | 0  | 25.0 | 37 | 21 | 21 | 3  | 8  | 21 | .346 | .402 | .523 | .925  |
| Pre-All Star  | 0 | 0 | 12.46 | 0  | 0   | 4  | 0  | 0  | 4.1  | 11 | 6  | 6  | 1  | 1  | 4  | .500 | .522 | .636 | 1.158 |
| Post-All Star | 0 | 2 | 6.53  | 0  | 0   | 16 | 0  | 0  | 20.2 | 26 | 15 | 15 | 2  | 7  | 17 | .306 | .372 | .494 | .866  |
| July          | 0 | 0 | 9.28  | 0  | 0   | 9  | 0  | 0  | 10.2 | 18 | 11 | 11 | 2  | 6  | 9  | .383 | .453 | .553 | 1.006 |
| August        | 0 | 1 | 7.84  | 0  | 0   | 6  | 0  | 0  | 10.1 | 18 | 9  | 9  | 1  | 2  | 10 | .375 | .400 | .604 | 1.004 |
| September     | 0 | 1 | 2.25  | 0  | 0   | 5  | 0  | 0  | 4.0  | 1  | 1  | 1  | 0  | 0  | 2  | .083 | .214 | .083 | .298  |

# Pitchers Notes



## #39 - CARSON SMITH, RHP

B/T: R/R • Ht: 6-6 • Wt: 213 • Service: 1.028 • Born: 10-19-89 in Dallas, TX (Age: 26)

- **The Totals** – Was 2-5 with a 2.31 ERA (18 ER, 70.0 IP) with 92 strikeouts in 70 relief appearances.
- **Reliever Leader** - Led Mariners relievers in games (70), innings (70.0), strikeouts (92) and T2nd in saves (13).
- **Rookie Records** - T1st in rookie club history with 92 strikeouts as a reliever (with Enrique Romo, 1977), 2nd in games (Ed Vande Berg, 78 in 1982) and 7th in innings (70.0).
- **Rookie Leader** - Led Major League rookie relievers with 92 strikeouts (Toronto's Roberto Osuna was 2nd with 75)
- **Save It** - Was 0-1 with a 4.19 ERA (9 ER, 19.1 IP) with 25 strikeouts with 13 saves in 18 opportunities; was 2-4 with a 1.60 ERA (9 ER, 50.2 IP) with 67 strikeouts in 52 non-save situation games.
- **Hold It** - Ranked T8th in the American League with 22 holds despite spending part of the season as the closer.
- **Stingy** - Held opponents to a .194 (49x252) batting average (13 extra-base hits) while striking out 92...his .194 opponents batting average was the 9th-best by an American League reliever.
- **SV #1** - Recorded his first Major League save on June 6 vs. Tampa Bay, tossing a 1-2-3 9th inning to protect a 2-1 win.
- **He's Human** - Posted a 0.86 ERA (2 ER, 21.0 IP) with 24 strikeouts in his first 22 relief appearances of the season through May 25...in 32 appearances May 26-Aug. 22, posted 4.75 ERA (16 ER, 30.1 IP) with 43 strikeouts...did not allow an earned run in his final 16 appearances (18.2 IP) with 25 strikeouts.
- **Home Cooking** - Posted 1.50 ERA (6 ER, 36.0 IP) with 50 strikeouts in 35 relief appearances at Safeco Field; 3.18 ERA (12 ER, 34.0 IP) on the road.
- **The Streak** - Did not allow a run in the first 20 G of his career (9/1/14-4/30/15) and did not allow a run in 1st 19.1 IP, 9/1/14-5/3/15...set Mariners record for Sho appearances to begin career & Sho IP to begin career.

| 2015 Splits   | W | L | ERA  | SV | SVO | G  | GS | CG | IP   | H  | R  | ER | HR | BB | SO | AVG  | OBP  | SLG  | OPS  |
|---------------|---|---|------|----|-----|----|----|----|------|----|----|----|----|----|----|------|------|------|------|
| Total         | 2 | 5 | 2.31 | 13 | 18  | 70 | 0  | 0  | 70.0 | 49 | 19 | 18 | 2  | 22 | 92 | .194 | .278 | .262 | .539 |
| Home          | 1 | 2 | 1.50 | 8  | 9   | 35 | 0  | 0  | 36.0 | 17 | 6  | 6  | 0  | 10 | 50 | .138 | .226 | .163 | .389 |
| Away          | 1 | 3 | 3.18 | 5  | 9   | 35 | 0  | 0  | 34.0 | 32 | 13 | 12 | 2  | 12 | 42 | .248 | .326 | .357 | .683 |
| Day           | 0 | 2 | 3.54 | 2  | 5   | 21 | 0  | 0  | 20.1 | 19 | 9  | 8  | 1  | 7  | 31 | .241 | .310 | .342 | .652 |
| Night         | 2 | 3 | 1.81 | 11 | 13  | 49 | 0  | 0  | 49.2 | 30 | 10 | 10 | 1  | 15 | 61 | .173 | .263 | .225 | .488 |
| Reliever      | 2 | 5 | 2.31 | 13 | 18  | 70 | 0  | 0  | 70.0 | 49 | 19 | 18 | 2  | 22 | 92 | .194 | .278 | .262 | .539 |
| Pre-All Star  | 1 | 2 | 1.73 | 6  | 7   | 38 | 0  | 0  | 36.1 | 22 | 7  | 7  | 2  | 6  | 47 | .169 | .223 | .262 | .485 |
| Post-All Star | 1 | 3 | 2.94 | 7  | 11  | 32 | 0  | 0  | 33.2 | 27 | 12 | 11 | 0  | 16 | 45 | .221 | .331 | .262 | .593 |
| April         | 0 | 0 | 0.00 | 0  | 1   | 11 | 0  | 0  | 10.0 | 3  | 0  | 0  | 0  | 3  | 11 | .088 | .184 | .118 | .302 |
| May           | 1 | 2 | 2.25 | 0  | 0   | 12 | 0  | 0  | 12.0 | 9  | 3  | 3  | 1  | 2  | 15 | .209 | .261 | .302 | .563 |
| June          | 0 | 0 | 2.00 | 5  | 5   | 10 | 0  | 0  | 9.0  | 5  | 2  | 2  | 1  | 1  | 11 | .161 | .212 | .290 | .502 |
| July          | 0 | 2 | 5.40 | 4  | 4   | 11 | 0  | 0  | 10.0 | 8  | 6  | 6  | 0  | 6  | 16 | .205 | .326 | .333 | .659 |
| August        | 0 | 1 | 3.86 | 4  | 8   | 14 | 0  | 0  | 16.1 | 16 | 8  | 7  | 0  | 7  | 19 | .262 | .348 | .295 | .643 |
| September     | 1 | 0 | 0.00 | 0  | 0   | 11 | 0  | 0  | 11.1 | 8  | 0  | 0  | 0  | 2  | 19 | .195 | .267 | .220 | .486 |
| October       | 0 | 0 | 0.00 | 0  | 0   | 1  | 0  | 0  | 1.1  | 0  | 0  | 0  | 0  | 1  | 1  | .000 | .250 | .000 | .250 |

## #32 - TAIJUAN WALKER, RHP

B/T: R/R • Ht: 6-4 • Wt: 235 • Service: 1.142 • Born: 8-13-92 in Shreveport, LA (Age: 23)

- **The Totals** – Was 11-8 with a 4.56 ERA (86 ER, 169.2 IP) with 157 strikeouts in 29 starts.
- **Team Ranks** - On the Mariners staff ranked 2nd in wins (11), starts (29), innings (169.2) and strikeouts (157).
- **Sit 'Em Down** - Struck out 8.33 batters per 9.0 innings, 11th-best in the American League (teammate Felix Hernandez was 9th at 8.52)...his 157 strikeouts ranked 17th in the American League.
- **Strong Finish** - Was 10-3 with a 3.62 ERA (51 ER, 126.2 IP) with 118 strikeouts in his final 20 starts...was 1-5 with a 7.33 ERA (35 ER, 43.0 IP) with 39 strikeouts in his first 9 starts.
- **Winning Ways** - Seattle won 15 of the last 20 starts made by Walker after going 2-7 in his first 9 starts.
- **Double Digits** - Became 4th Mariners starter to win 10 games before his age 23 season and first since Felix Hernandez won 14 as a 21-year-old in 2007... others to win 10 games before 23: Felix (12 wins in 2006 at age 20; 14 wins in 2007 at age 21), Dave Fleming (17 wins in 1992 at age 22) and Freddy Garcia (17 wins in 1999 at age 22).
- **That'll Do** - Was shut down for the season to limit his inning count after his start on Sept. 14th.
- **New Territory** - Pitched 169.2 innings this season, the most innings he has pitched in any of his professional seasons...previous career-high for innings pitched (MLB + MiLB) is 156.1 with Seattle (15.0), AAA Tacoma (57.1) and AA Jackson (84.0) in 2013...tossed a combined 120.1 IP in 2014.
- **Road Warrior** - Was 6-0 with a 2.47 ERA (18 ER, 65.2 IP) with 57 strikeouts in his final 10 road starts...was 1-4 with a 9.79 ERA (29 ER, 26.2 IP) with 19 strikeouts in his first 6 starts.
- **One-Hitter** - Recorded a 1-hitter July 31 at Minnesota (9.0,1,1,1,1,1,HR)...recorded the 12th 1-hitter (11th of the 9-inning variety) and the 15th start allowing 1 or 0 hits in Mariners history...3rd-youngest pitcher to toss a 1-hitter in club history...matched career-best with 11 strikeouts (6/20/15 vs. HOU)... lone hit and run allowed came off solo home run by Sano with 2 outs in 4th inning...only 2 other batters reached: walk to Mauer in 1st and Hunter reached on error in 7th.
- **Age Is Nothing But A Number** - His 1-hitter came at 22 years, 352 days old, becoming the 3rd-youngest pitcher to toss a 1-hitter in club history: Felix Hernandez-21.003, Gil Meche-21.279...according to the Elias Sports Bureau since 1969, only 4 other pitchers have thrown a CG with no more than 1 hit with 10+ strikeouts before turning 23: Dennis Eckersley (no-hitter) in 1977, Dwight Gooden in 1984, Kerry Wood (20-strikeout game) in 1998, and Shelby Miller in 2013.

| 2015 Splits   | W  | L | ERA  | SV | SVO | G  | GS | CG | IP    | H   | R  | ER | HR | BB | SO  | AVG  | OBP  | SLG  | OPS  |
|---------------|----|---|------|----|-----|----|----|----|-------|-----|----|----|----|----|-----|------|------|------|------|
| Total         | 11 | 8 | 4.56 | 0  | 0   | 29 | 29 | 1  | 169.2 | 163 | 92 | 86 | 25 | 40 | 157 | .252 | .302 | .415 | .717 |
| Home          | 4  | 4 | 4.54 | 0  | 0   | 13 | 13 | 0  | 77.1  | 66  | 42 | 39 | 14 | 13 | 81  | .232 | .272 | .425 | .697 |
| Away          | 7  | 4 | 4.58 | 0  | 0   | 16 | 16 | 1  | 92.1  | 97  | 50 | 47 | 11 | 27 | 76  | .267 | .325 | .408 | .733 |
| Day           | 2  | 3 | 4.95 | 0  | 0   | 7  | 7  | 0  | 43.2  | 37  | 26 | 24 | 7  | 11 | 39  | .228 | .284 | .420 | .704 |
| Night         | 9  | 5 | 4.43 | 0  | 0   | 22 | 22 | 1  | 126.0 | 126 | 66 | 62 | 18 | 29 | 118 | .259 | .308 | .414 | .722 |
| Starter       | 11 | 8 | 4.56 | 0  | 0   | 29 | 29 | 1  | 169.2 | 163 | 92 | 86 | 25 | 40 | 157 | .252 | .302 | .415 | .717 |
| Pre-All Star  | 7  | 7 | 4.84 | 0  | 0   | 18 | 18 | 0  | 102.1 | 104 | 58 | 55 | 16 | 27 | 100 | .261 | .316 | .432 | .749 |
| Post-All Star | 4  | 1 | 4.14 | 0  | 0   | 11 | 11 | 1  | 67.1  | 59  | 34 | 31 | 9  | 13 | 57  | .236 | .279 | .388 | .667 |
| April         | 1  | 2 | 6.86 | 0  | 0   | 4  | 4  | 0  | 19.2  | 25  | 16 | 15 | 1  | 11 | 19  | .309 | .400 | .407 | .807 |
| May           | 1  | 3 | 5.74 | 0  | 0   | 6  | 6  | 0  | 31.1  | 33  | 21 | 20 | 7  | 12 | 28  | .268 | .331 | .480 | .811 |
| June          | 4  | 1 | 2.36 | 0  | 0   | 5  | 5  | 0  | 34.1  | 32  | 9  | 9  | 5  | 3  | 36  | .242 | .265 | .402 | .666 |
| July          | 2  | 1 | 4.95 | 0  | 0   | 6  | 6  | 1  | 36.1  | 28  | 23 | 20 | 7  | 5  | 38  | .212 | .261 | .409 | .670 |
| August        | 2  | 0 | 3.73 | 0  | 0   | 5  | 5  | 0  | 31.1  | 30  | 13 | 13 | 2  | 6  | 24  | .252 | .286 | .370 | .655 |
| September     | 1  | 1 | 4.86 | 0  | 0   | 3  | 3  | 0  | 16.2  | 15  | 10 | 9  | 3  | 3  | 12  | .246 | .299 | .426 | .725 |





# Pitchers Notes

## #54 - TOM WILHELMSEN, RHP

B/T: R/R • Ht: 6-6 • Wt: 220 • Service: 4.089 • Born: 12-16-83 in Tucson, AZ (Age: 31, turns 32 12/16)

- **The Totals** – Was 2-2, 13-for-15 in save opportunities and a 3.19 ERA (22 ER, 62.0 IP) with 60 strikeouts in 53 games with Seattle.
- **Up & Down** - Posted 1.96 ERA (4 ER, 18.1 IP) with 21 strikeouts in first 15 games (thru June 12)...in 21 games June 13-Aug. 16 posted 5.84 ERA (16 ER, 24.2 IP) with 22 strikeouts...in final 17 games (Aug. 17-end of season), was 11-for-13 in save opportunities with a 0.95 ERA (2 ER, 19.0 IP) with 17 strikeouts.
- **Climbing the Leaderboard** - His 13 saves this season gave him 67 career saves with Seattle, T5th-most in club history behind Kazuhiro Sasaki (129), J.J. Putz (101), Mike Schooler (98), David Aardsma (69) & tied with Norm Charlton (67).
- **Long Man** - Led the team with 19 outings of 1.1+ innings including seven outings of 2.0+ innings (Carson Smith had 18 outings of 1.1+ innings).
- **Scoreless Streak** - Had a 14.1 scoreless inning streak Aug. 17-Sept. 18, the longest by a Mariners reliever in 2015.
- **Right on Right** - Limited right-handed hitters to .189 (25x132) average while left-handers hit .323 (31x96).
- **The Injury** - Was placed on the 15-day disabled list on April 13 (retroactive to April 11) with a hyperextended right elbow...activated from the 15-day disabled list on May 8 after pitching in a simulated game May 6 in Anaheim.
- **AAA Tacoma** - Optioned to Tacoma July 3 and posted a 0.00 ERA (0 ER, 4.0 IP) in four games before being recalled on July 17.

| 2015 Splits   | W | L | ERA  | SV | SVO | G  | GS | CG | IP   | H  | R  | ER | HR | BB | SO | AVG  | OBP  | SLG  | OPS   |
|---------------|---|---|------|----|-----|----|----|----|------|----|----|----|----|----|----|------|------|------|-------|
| Total         | 2 | 2 | 3.19 | 13 | 15  | 53 | 0  | 0  | 62.0 | 56 | 24 | 22 | 3  | 29 | 60 | .246 | .332 | .364 | .696  |
| Home          | 2 | 1 | 3.29 | 4  | 5   | 24 | 0  | 0  | 27.1 | 24 | 11 | 10 | 2  | 10 | 26 | .245 | .324 | .378 | .702  |
| Away          | 0 | 1 | 3.12 | 9  | 10  | 29 | 0  | 0  | 34.2 | 32 | 13 | 12 | 1  | 19 | 34 | .246 | .338 | .354 | .692  |
| Day           | 0 | 1 | 2.92 | 5  | 5   | 19 | 0  | 0  | 24.2 | 19 | 10 | 8  | 1  | 10 | 26 | .221 | .306 | .302 | .608  |
| Night         | 2 | 1 | 3.38 | 8  | 10  | 34 | 0  | 0  | 37.1 | 37 | 14 | 14 | 2  | 19 | 34 | .261 | .348 | .401 | .749  |
| Reliever      | 2 | 2 | 3.19 | 13 | 15  | 53 | 0  | 0  | 62.0 | 56 | 24 | 22 | 3  | 29 | 60 | .246 | .332 | .364 | .696  |
| Pre-All Star  | 1 | 2 | 4.68 | 0  | 0   | 22 | 0  | 0  | 25.0 | 32 | 15 | 13 | 1  | 11 | 28 | .317 | .384 | .446 | .829  |
| Post-All Star | 1 | 0 | 2.19 | 13 | 15  | 31 | 0  | 0  | 37.0 | 24 | 9  | 9  | 2  | 18 | 32 | .189 | .293 | .299 | .593  |
| April         | 0 | 0 | 6.75 | 0  | 0   | 2  | 0  | 0  | 2.2  | 5  | 2  | 2  | 0  | 1  | 3  | .385 | .429 | .538 | .967  |
| May           | 1 | 0 | 0.00 | 0  | 0   | 8  | 0  | 0  | 9.1  | 8  | 0  | 0  | 0  | 2  | 11 | .235 | .278 | .265 | .542  |
| June          | 0 | 2 | 8.18 | 0  | 0   | 10 | 0  | 0  | 11.0 | 17 | 12 | 10 | 1  | 8  | 12 | .370 | .463 | .543 | 1.006 |
| July          | 0 | 0 | 3.48 | 1  | 1   | 8  | 0  | 0  | 10.1 | 8  | 4  | 4  | 1  | 7  | 9  | .211 | .333 | .447 | .781  |
| August        | 0 | 0 | 2.30 | 5  | 5   | 14 | 0  | 0  | 15.2 | 10 | 4  | 4  | 1  | 6  | 12 | .189 | .267 | .283 | .550  |
| September     | 1 | 0 | 0.82 | 6  | 7   | 9  | 0  | 0  | 11.0 | 8  | 1  | 1  | 0  | 4  | 10 | .205 | .289 | .256 | .545  |
| October       | 0 | 0 | 4.50 | 1  | 2   | 2  | 0  | 0  | 2.0  | 0  | 1  | 1  | 0  | 1  | 3  | .000 | .250 | .000 | .250  |

## #55 - TONY ZYCH, RHP

B/T: R/R • Ht: 6-3 • Wt: 190 • Service: 0.034 • Born: 8-7-90 in Monee, IL (Age: 25)

- **The Totals** – Was 0-0 with a 2.45 ERA (5 ER, 18.1 IP) with 24 strikeouts in 13 relief appearances with Seattle.
- **Finishing Strong** - Did not allow a run over his last three appearances (6.2 IP, 6 H, 10 K).
- **Welcome To The Show** - Was selected from AAA Tacoma on Sept. 1 when Major League rosters expanded.
- **Length** - Tossed 2.0+ innings in 5 of his 13 relief appearances including a career-high 3.0 innings on Oct. 3 vs. Oakland.
- **Last On The List** - Made his Major League debut becoming the last player of the more than 18,000 players who have played Major League baseball listed in the baseball encyclopedia...he supplanted Edward (Dutch) Zwilling, who had held that distinction since he broke in with the White Sox on Aug. 14, 1910.
- **AA Recap** - Began season with AA Jackson, going 0-0 with 5 saves and a 2.16 ERA (4 ER, 16.2 IP) in 15 relief appearances...limited opponents to a .186 (11x59) average, while walking 0 and striking out 18.
- **Well Deserved Promotion** - Promoted to AAA Tacoma on May 16...made first career AAA appearance on May 16 vs. Las Vegas (2.0,2,0,0,0,2).
- **AAA Recap** - Went 1-2 with 4 saves and a 3.41 ERA (12 ER, 31.2 IP) in 25 games with the Rainiers.
- **No Runs Allowed** - Did not allow a run over 10 relief appearances (11.0 IP), June 21-Aug. 8.
- **Strikeout Machine** - Struck out at least 1 batter in 23 of 25 appearances, including a season-high 4 batters on Aug. 5 vs. Reno (2.0,2,0,0,0,4)...averaged 10.52 SO/9.0 IP.
- **Welcome to Seattle** - Acquired from the Cubs on April 2 in exchange for cash considerations after spending his first four minor league seasons in the Cubs organization.

| 2015 Splits   | W | L | ERA  | SV | SVO | G  | GS | CG | IP   | H  | R | ER | HR | BB | SO | AVG  | OBP  | SLG  | OPS  |
|---------------|---|---|------|----|-----|----|----|----|------|----|---|----|----|----|----|------|------|------|------|
| Total         | 0 | 0 | 2.45 | 0  | 0   | 13 | 1  | 0  | 18.1 | 17 | 6 | 5  | 1  | 3  | 24 | .239 | .289 | .338 | .628 |
| Home          | 0 | 0 | 1.42 | 0  | 0   | 7  | 1  | 0  | 12.2 | 10 | 2 | 2  | 1  | 2  | 16 | .213 | .245 | .298 | .543 |
| Away          | 0 | 0 | 4.76 | 0  | 0   | 6  | 0  | 0  | 5.2  | 7  | 4 | 3  | 0  | 1  | 8  | .292 | .370 | .417 | .787 |
| Day           | 0 | 0 | 0.00 | 0  | 0   | 3  | 0  | 0  | 3.0  | 0  | 0 | 0  | 0  | 1  | 5  | .000 | .100 | .000 | .100 |
| Night         | 0 | 0 | 2.93 | 0  | 0   | 10 | 1  | 0  | 15.1 | 17 | 6 | 5  | 1  | 2  | 19 | .274 | .318 | .387 | .705 |
| Starter       | 0 | 0 | 0.00 | 0  | 0   | 1  | 1  | 0  | 2.2  | 3  | 0 | 0  | 0  | 0  | 4  | .273 | .273 | .273 | .545 |
| Reliever      | 0 | 0 | 2.87 | 0  | 0   | 12 | 0  | 0  | 15.2 | 14 | 6 | 5  | 1  | 3  | 20 | .233 | .292 | .350 | .642 |
| Post-All Star | 0 | 0 | 2.45 | 0  | 0   | 13 | 1  | 0  | 18.1 | 17 | 6 | 5  | 1  | 3  | 24 | .239 | .289 | .338 | .628 |
| September     | 0 | 0 | 2.93 | 0  | 0   | 12 | 1  | 0  | 15.1 | 16 | 6 | 5  | 1  | 3  | 20 | .262 | .318 | .377 | .695 |
| October       | 0 | 0 | 0.00 | 0  | 0   | 1  | 0  | 0  | 3.0  | 1  | 0 | 0  | 0  | 0  | 4  | .100 | .100 | .100 | .200 |

# Pitchers Notes



## Additional Pitchers to Appear in 2015 or on 40-Man Roster:

### J.A. HAPP, LHP (#33)

- **Mariners Totals** - Went 4-6, 4.64 ERA (56 ER, 108.2 IP) in 21 G/20 GS prior to being traded to Pittsburgh.
- **The Trade** - Acquired by Pittsburgh on July 31 in exchange for RHP Adrian Sampson.
- **Good Start** - Was 3-1, 2.98 ERA (15 ER, 45.1 IP) in his first 7 starts (5 QS) of the season.
- **Tough Ending** - Went 1-5, 5.83 ERA (41 ER, 63.1 IP) over final 14 G/13 GS prior to trade.
- **Tough at Safeco** - Posted 2-2, 3.06 ERA in 10 G/9 GS at Safeco Field, compared to 2-4, 5.98 ERA in 11 road starts.
- **Good Stretch** - Went 3-0, 3.46 ERA (20 ER, 52.0 IP) in 9-start stretch April 22-June 5.

### DANNY HULTZEN, LHP (#60)

- **Spring Training** - Made one appearance in Cactus League play March 11 vs. Colorado (1.0 IP, BB, GIDP)...was his first appearance in a game since the end of the 2013 season.
- **AA Jackson** - Made 3 starts with AA Jackson, going 0-1, 3.38 ERA (3 ER, 8.0 IP).
- **Season Debut** - Did not allow an ER in 3.1 IP (56 P/38 K) in season debut May 1 vs. Pensacola (4 K, 0 BB).
- **Shut Down** - Did not appear in a game after start May 17 at Tennessee.
- **Disabled List** - On the MiLB disabled list May 26-remainder of season with a left shoulder strain.
- **The Injury** - Recovering from surgery Oct. 1, 2013 to clean up his labrum and a partial tear of the rotator cuff and repaired the capsule.

### DOMINIC LEONE, RHP (#52)

- **The Trade** - Traded to Arizona as part of 6-player deal that brought Mark Trumbo and Vidal Nuño to Seattle, June 3.
- **With Seattle** - Made 10 relief appearances with the Mariners, going 0-4, 6.35 ERA (8 ER, 11.1 IP).

### MARK LOWE, RHP (#57)

- **The Trade** - Sent to Toronto at the trade deadline (7/31) in exchange for Rob Rasmussen (LHP), Nick Wells (LHP), Jake Brentz (LHP).
- **With Seattle** - Posted a 1.00 ERA (4 ER, 36.0 IP) with 12 holds in 34 relief appearances with Seattle.
- **Low ERA** - At the time of trade had the 3rd-lowest ERA in the Majors (min. 20 G) behind Wade Davis-KC (0.41 ERA) and J.P. Howell-LAD (0.89 ERA).
- **Pre-All-Star History Books** - 0.64 ERA prior to the All-Star break was 15th-lowest by an MLB relief pitcher (min. 20 appearances)...broke the club record previously held by Shigetoshi Hasegawa in 2003 (0.77 ERA/4 ER, 46.2 IP, 39 G).
- **Strikeouts** - Recorded 47 strikeouts in 34 appearances (11.75 K/9.0 IP)...16 appearances with 2+ strikeouts.
- **Welcome Back** - Made season debut with the Mariners May 6 at LA Angels, his first appearance in a Seattle uniform since May 2, 2010 vs. Texas.
- **Two-Time Mariner** - Became the 37th two-time Mariner in club history.

### LUCAS LUETGE, LHP (#44)

- **Roster Move** - Outrighted off the 40-man roster Sept. 5.
- **Up and Down** - Had pair of stints with Seattle, April 24-26 and May 29-30.
- **Lone Appearance** - Made only MLB appearance April 25 vs. Minnesota (2.1 IP, 0, 0, 2, 2).
- **AAA Tacoma** - Made 42 relief appearances with the Rainiers, going 3-2 with 3 saves, 3.32 ERA (23 ER, 62.1 IP).
- **Disabled List** - On the MiLB disabled list July 4-Aug. 16 with a fractured finger on his left hand...made one rehab appearance with AZL Mariners.

### YOERVIS MEDINA, RHP (#31)

- **Traded** - Sent to Chicago (NL) on May 19 in exchange for Welington Castillo.
- **With Seattle** - Went 1-0, 3.00 ERA (4 ER, 12.0 IP) in 12 relief appearance with the Mariners.
- **Optioned** - Sent to AAA Tacoma on May 3...went 1-0, 1.59 ERA (1 ER, 5.2 IP) with the Rainiers.

### TYLER OLSON, LHP (#66)

- **MLB Debut**...Made Major League debut April 7 vs. LAA, inducing a double play on his only pitch...became the first player since pitch data has been recorded to record a pair of outs on his only pitch in a MLB debut.
- **First Win** - Recorded first Major League win April 11 at Oakland in a 5-4 win in 11 innings.
- **Disabled List** - On the 15-day disabled list May 3-June 1 with a right knee contusion...optioned to AAA Tacoma June 2 after being activated from the DL.
- **AAA Tacoma** - Went 3-5, 1 save, 4.47 ERA (27 ER, 54.1 IP) in 25 G/6 GS with the Rainiers...averaged 8.8 K/9.0 IP.
- **Starter** - Went 1-3, 3.55 ERA (10 ER, 25.1 IP) in 6 starts...limited opponents to a .228 batting average in starting role.
- **vs. Lefties** - Held LH batters to a .224 (15x67) batting average in the minors (2 HR).
- **Washingtonian** - Spokane native became the 20th Mariners player born in the state of Washington (32nd born or raised in Washington).

### FERNANDO RODNEY, RHP (#56)

- **DFA & Trade** - Designated for assignment on Aug. 23 and traded to Chicago (NL) on Aug. 27 for cash considerations.
- **With Seattle** - Posted a 5-5 record with 16 saves and 5.68 ERA (32 ER, 50.2 IP) in 54 appearances prior to trade.
- **Blown Saves** - Recorded 6 blown saves with Seattle, tied for the most in the Majors at the time of his DFA/trade.
- **Mariners Saves** - Recorded 64 saves in 2014-15, 7th-most in Mariners history...set club record with 48 saves in 2014.





# Overall Statistics



| PLAYER           | AVG         | G          | AB          | R          | H           | TB          | 2B         | 3B        | HR         | RBI        | SH        | SF        | HP        | BB         | IBB       | SO          | SB        | CS        | GI         |           |             | PINCH HIT   |            |           |          |           |
|------------------|-------------|------------|-------------|------------|-------------|-------------|------------|-----------|------------|------------|-----------|-----------|-----------|------------|-----------|-------------|-----------|-----------|------------|-----------|-------------|-------------|------------|-----------|----------|-----------|
|                  |             |            |             |            |             |             |            |           |            |            |           |           |           |            |           |             |           |           | DP         | E         | SLG         | OBP         | AB         | H         | HR       | RBI       |
| # Ackley, D      | .231        | 108        | 238         | 28         | 55          | 102         | 11         | 3         | 10         | 30         | 3         | 4         | 1         | 18         | 0         | 45          | 2         | 2         | 3          | 1         | .429        | .284        | 15         | 5         | 0        | 1         |
| SEA              | .215        | 85         | 186         | 22         | 40          | 68          | 8          | 1         | 6          | 19         | 3         | 3         | 1         | 14         | 0         | 38          | 2         | 2         | 3          | 0         | .366        | .270        | 7          | 2         | 0        | 1         |
| +Baron, S        | .000        | 4          | 11          | 0          | 0           | 0           | 0          | 0         | 0          | 0          | 0         | 0         | 0         | 0          | 0         | 2           | 0         | 0         | 2          | 0         | .000        | .000        | 0          | 0         | 0        | 0         |
| Bloomquist, W    | .159        | 35         | 69          | 2          | 11          | 12          | 1          | 0         | 0          | 4          | 0         | 0         | 1         | 2          | 0         | 13          | 1         | 1         | 2          | 0         | .174        | .194        | 9          | 1         | 0        | 0         |
| Cano, R          | .287        | 156        | 624         | 82         | 179         | 278         | 34         | 1         | 21         | 79         | 0         | 4         | 3         | 43         | 5         | 107         | 2         | 6         | 26         | 6         | .446        | .334        | 1          | 0         | 0        | 0         |
| Castillo, W      | .160        | 6          | 25          | 3          | 4           | 4           | 0          | 0         | 0          | 2          | 0         | 2         | 0         | 1          | 0         | 5           | 0         | 0         | 2          | 0         | .160        | .179        | 0          | 0         | 0        | 0         |
| Cruz, N          | .302        | 152        | 590         | 90         | 178         | 334         | 22         | 1         | 44         | 93         | 0         | 1         | 5         | 59         | 9         | 164         | 3         | 2         | 6          | 4         | .566        | .369        | 0          | 0         | 0        | 0         |
| Gutierrez, F     | .292        | 59         | 171         | 27         | 50          | 106         | 11         | 0         | 15         | 35         | 0         | 1         | 3         | 14         | 1         | 54          | 0         | 0         | 5          | 1         | .620        | .354        | 11         | 2         | 1        | 6         |
| Happ, J          | .000        | 21         | 1           | 0          | 0           | 0           | 0          | 0         | 0          | 0          | 0         | 0         | 0         | 1          | 0         | 0           | 0         | 0         | 1          | 2         | .000        | .500        | 0          | 0         | 0        | 0         |
| Hernandez, F     | .000        | 31         | 3           | 0          | 0           | 0           | 0          | 0         | 0          | 0          | 0         | 0         | 0         | 0          | 0         | 1           | 0         | 0         | 0          | 2         | .000        | .000        | 0          | 0         | 0        | 0         |
| +Hicks, J        | .063        | 17         | 32          | 1          | 2           | 3           | 1          | 0         | 0          | 1          | 1         | 0         | 0         | 1          | 0         | 18          | 1         | 1         | 0          | 1         | .094        | .091        | 2          | 0         | 0        | 0         |
| Iwakuma, H       | .000        | 20         | 2           | 0          | 0           | 0           | 0          | 0         | 0          | 0          | 1         | 0         | 0         | 0          | 0         | 2           | 0         | 0         | 0          | 0         | .000        | .000        | 0          | 0         | 0        | 0         |
| Jackson, A       | .272        | 107        | 419         | 46         | 114         | 162         | 18         | 3         | 8          | 38         | 3         | 1         | 1         | 24         | 0         | 107         | 15        | 9         | 4          | 3         | .387        | .312        | 3          | 2         | 0        | 0         |
| Jones, J         | .103        | 28         | 29          | 1          | 3           | 4           | 1          | 0         | 0          | 0          | 0         | 0         | 0         | 2          | 0         | 13          | 1         | 1         | 0          | 0         | .138        | .161        | 3          | 0         | 0        | 0         |
| +Marte, K        | .283        | 57         | 219         | 25         | 62          | 88          | 14         | 3         | 2          | 17         | 2         | 2         | 0         | 24         | 0         | 43          | 8         | 4         | 1          | 9         | .402        | .351        | 0          | 0         | 0        | 0         |
| RIGHT            | .260        | 100        |             |            |             |             |            |           |            |            |           |           |           |            |           |             |           |           |            |           | .400        | .327        | 0          | 0         | 0        | 0         |
| LEFT             | .303        | 119        |             |            |             |             |            |           |            |            |           |           |           |            |           |             |           |           |            |           | .403        | .370        | 0          | 0         | 0        | 0         |
| Miller, B        | .258        | 144        | 438         | 44         | 113         | 176         | 22         | 4         | 11         | 46         | 4         | 6         | 2         | 47         | 0         | 101         | 13        | 4         | 7          | 17        | .402        | .329        | 7          | 1         | 0        | 0         |
| Montero, J       | .223        | 38         | 112         | 11         | 25          | 46          | 6          | 0         | 5          | 19         | 0         | 0         | 0         | 4          | 0         | 32          | 0         | 0         | 2          | 1         | .411        | .250        | 6          | 1         | 0        | 0         |
| +Montgomery, M   | .000        | 16         | 3           | 0          | 0           | 0           | 0          | 0         | 0          | 0          | 0         | 0         | 0         | 0          | 0         | 2           | 0         | 0         | 0          | 0         | .000        | .000        | 0          | 0         | 0        | 0         |
| Morrison, L      | .225        | 146        | 457         | 47         | 103         | 175         | 15         | 3         | 17         | 54         | 1         | 2         | 4         | 47         | 5         | 81          | 8         | 4         | 7          | 4         | .383        | .302        | 10         | 1         | 1        | 3         |
| Nuño, V          | .500        | 32         | 2           | 0          | 1           | 1           | 0          | 0         | 1          | 0          | 0         | 0         | 0         | 0          | 0         | 0           | 0         | 0         | 0          | 1         | .500        | .500        | 0          | 0         | 0        | 0         |
| +O'Malley, S     | .262        | 24         | 42          | 10         | 11          | 15          | 1          | 0         | 1          | 7          | 2         | 1         | 0         | 12         | 0         | 14          | 3         | 0         | 0          | 0         | .357        | .418        | 6          | 0         | 0        | 0         |
| RIGHT            | .263        | 19         |             |            |             |             |            |           |            |            |           |           |           |            |           |             |           |           |            |           | .316        | .423        | 2          | 0         | 0        | 0         |
| LEFT             | .261        | 23         |             |            |             |             |            |           |            |            |           |           |           |            |           |             |           |           |            |           | .391        | .414        | 4          | 0         | 0        | 0         |
| Paxton, J        | .000        | 13         | 2           | 0          | 0           | 0           | 0          | 0         | 0          | 0          | 0         | 0         | 0         | 0          | 0         | 2           | 0         | 0         | 0          | 0         | .000        | .000        | 0          | 0         | 0        | 0         |
| Romero, S        | .190        | 13         | 21          | 6          | 4           | 8           | 1          | 0         | 1          | 3          | 0         | 0         | 0         | 3          | 0         | 6           | 0         | 0         | 0          | 0         | .381        | .292        | 1          | 0         | 0        | 0         |
| Ruggiano, J      | .214        | 36         | 70          | 8          | 15          | 25          | 4          | 0         | 2          | 3          | 0         | 0         | 0         | 11         | 0         | 27          | 3         | 2         | 0          | 1         | .357        | .321        | 9          | 4         | 0        | 0         |
| Seager, K        | .266        | 161        | 623         | 85         | 166         | 281         | 37         | 0         | 26         | 74         | 0         | 4         | 5         | 54         | 6         | 98          | 6         | 6         | 17         | 16        | .451        | .328        | 1          | 0         | 0        | 0         |
| Smith, S         | .248        | 136        | 395         | 54         | 98          | 175         | 31         | 5         | 12         | 42         | 1         | 5         | 4         | 47         | 4         | 99          | 0         | 0         | 15         | 1         | .443        | .330        | 18         | 5         | 1        | 2         |
| Sucre, J         | .157        | 52         | 127         | 9          | 20          | 29          | 6          | 0         | 1          | 7          | 9         | 0         | 0         | 6          | 0         | 21          | 0         | 0         | 6          | 3         | .228        | .195        | 0          | 0         | 0        | 0         |
| Taylor, C        | .170        | 37         | 94          | 9          | 16          | 21          | 3          | 1         | 0          | 1          | 2         | 0         | 0         | 6          | 0         | 31          | 3         | 2         | 0          | 4         | .223        | .220        | 0          | 0         | 0        | 0         |
| Trumbo, M        | .263        | 96         | 334         | 39         | 88          | 140         | 13         | 0         | 13         | 41         | 0         | 1         | 0         | 26         | 1         | 93          | 0         | 0         | 8          | 4         | .419        | .316        | 5          | 4         | 1        | 1         |
| Walker, T        | .111        | 29         | 9           | 0          | 1           | 2           | 1          | 0         | 0          | 1          | 1         | 0         | 0         | 0          | 0         | 5           | 0         | 0         | 0          | 4         | .222        | .111        | 0          | 0         | 0        | 0         |
| Weeks Jr, R      | .167        | 37         | 84          | 7          | 14          | 21          | 1          | 0         | 2          | 9          | 0         | 0         | 2         | 9          | 0         | 25          | 0         | 0         | 3          | 1         | .250        | .263        | 18         | 4         | 1        | 7         |
| Zunino, M        | .174        | 112        | 350         | 28         | 61          | 105         | 11         | 0         | 11         | 28         | 8         | 2         | 5         | 21         | 0         | 132         | 0         | 1         | 6          | 5         | .300        | .230        | 0          | 0         | 0        | 0         |
| <b>SEATTLE</b>   | <b>.249</b> | <b>162</b> | <b>5544</b> | <b>656</b> | <b>1379</b> | <b>2279</b> | <b>262</b> | <b>22</b> | <b>198</b> | <b>624</b> | <b>38</b> | <b>35</b> | <b>36</b> | <b>478</b> | <b>31</b> | <b>1336</b> | <b>69</b> | <b>45</b> | <b>123</b> | <b>94</b> | <b>.411</b> | <b>.311</b> | <b>117</b> | <b>27</b> | <b>5</b> | <b>20</b> |
| <b>OPPONENTS</b> | <b>.256</b> | <b>162</b> | <b>5590</b> | <b>726</b> | <b>1430</b> | <b>2304</b> | <b>285</b> | <b>23</b> | <b>181</b> | <b>686</b> | <b>32</b> | <b>37</b> | <b>70</b> | <b>491</b> | <b>41</b> | <b>1283</b> | <b>65</b> | <b>40</b> | <b>127</b> | <b>96</b> | <b>.412</b> | <b>.322</b> | <b>122</b> | <b>32</b> | <b>2</b> | <b>16</b> |
| <b>DH</b>        | <b>.245</b> | <b>162</b> | <b>588</b>  | <b>79</b>  | <b>144</b>  | <b>261</b>  | <b>26</b>  | <b>2</b>  | <b>29</b>  | <b>74</b>  | <b>0</b>  | <b>2</b>  | <b>3</b>  | <b>59</b>  | <b>5</b>  | <b>170</b>  | <b>3</b>  | <b>1</b>  | <b>13</b>  | <b>0</b>  | <b>.444</b> | <b>.316</b> | <b>13</b>  | <b>6</b>  | <b>2</b> | <b>5</b>  |
| <b>PITCHERS</b>  | <b>.091</b> | <b>162</b> | <b>22</b>   | <b>0</b>   | <b>2</b>    | <b>3</b>    | <b>1</b>   | <b>0</b>  | <b>0</b>   | <b>2</b>   | <b>2</b>  | <b>0</b>  | <b>0</b>  | <b>1</b>   | <b>0</b>  | <b>12</b>   | <b>0</b>  | <b>0</b>  | <b>1</b>   | <b>13</b> | <b>.136</b> | <b>.130</b> | <b>0</b>   | <b>0</b>  | <b>0</b> | <b>0</b>  |

| PITCHER        | R/L | W  | L | ERA  | G  | GS | CG | GF | SHO | SV | IP    | H   | R  | ER | HR | HB | BB | IBB | SO  | WP | BK | AVG  | OPP |
|----------------|-----|----|---|------|----|----|----|----|-----|----|-------|-----|----|----|----|----|----|-----|-----|----|----|------|-----|
|                |     |    |   |      |    |    |    |    |     |    |       |     |    |    |    |    |    |     |     |    |    |      | AVG |
| Beimel, J      | L   | 2  | 1 | 3.99 | 53 | 0  | 0  | 14 | 0   | 1  | 47.1  | 49  | 25 | 21 | 8  | 1  | 16 | 3   | 22  | 1  | 0  | .283 |     |
| Elias, R       | L   | 5  | 8 | 4.14 | 22 | 20 | 0  | 0  | 0   | 0  | 115.1 | 106 | 57 | 53 | 15 | 9  | 44 | 1   | 97  | 1  | 1  | .245 |     |
| Farquhar, D    | R   | 1  | 8 | 5.12 | 43 | 0  | 0  | 10 | 0   | 1  | 51.0  | 53  | 33 | 29 | 9  | 1  | 17 | 2   | 48  | 1  | 1  | .266 |     |
| Furbush, C     | L   | 1  | 1 | 2.08 | 33 | 0  | 0  | 4  | 0   | 0  | 21.2  | 9   | 6  | 5  | 2  | 2  | 5  | 2   | 17  | 5  | 0  | .122 |     |
| +Guaiepe, M    | R   | 0  | 3 | 5.40 | 21 | 0  | 0  | 2  | 0   | 0  | 26.2  | 34  | 19 | 16 | 5  | 3  | 13 | 1   | 22  | 1  | 0  | .330 |     |
| Happ, J        | L   | 4  | 6 | 4.64 | 21 | 20 | 0  | 0  | 0   | 0  | 108.2 | 121 | 58 | 56 | 13 | 2  | 32 | 3   | 82  | 4  | 0  | .279 |     |
| Hernandez, F   | R   | 18 | 9 | 3.53 | 31 | 31 | 2  | 0  | 2   | 0  | 201.2 | 180 | 80 | 79 | 23 | 9  | 58 | 0   | 191 | 10 | 0  | .240 |     |
| Iwakuma, H     | R   | 9  | 5 | 3.54 | 20 | 20 | 1  | 0  | 1   | 0  | 129.2 | 117 | 53 | 51 | 18 | 1  | 21 | 1   | 111 | 1  | 0  | .240 |     |
| Kensing, L     | R   | 2  | 1 | 5.87 | 19 | 0  | 0  | 4  | 0   | 0  | 15.1  | 12  | 10 | 10 | 2  | 0  | 7  | 0   | 13  | 2  | 0  | .214 |     |
| Leone, D       | R   | 0  | 4 | 6.35 | 10 | 0  | 0  | 5  | 0   | 0  | 11.1  | 11  | 9  | 8  | 1  | 0  | 9  | 2   | 7   | 2  | 0  | .244 |     |
| # Lowe, M      | R   | 1  | 3 | 1.96 | 57 | 0  | 0  | 13 | 0   | 1  | 55.0  | 46  | 15 | 12 | 4  | 1  | 12 | 1   | 61  | 2  | 0  | .231 |     |
| SEA            | R   | 0  | 1 | 1.00 | 34 | 0  | 0  | 8  | 0   | 0  | 36.0  | 31  | 6  | 4  | 1  | 1  | 11 | 1   | 47  | 2  | 0  | .235 |     |
| Luetge, L      | L   | 0  | 0 | 0.00 | 1  | 0  | 0  | 1  | 0   | 0  | 2.1   | 0   | 0  | 0  | 0  | 0  | 2  | 0   | 2   | 0  | 0  | .000 |     |
| Medina, Y      | R   | 1  | 0 | 3.00 | 12 | 0  | 0  | 3  | 0   | 1  | 12.0  | 11  | 5  | 4  | 1  | 0  | 7  | 0   | 9   | 1  | 0  | .234 |     |
| +Montgomery, M | L   | 4  | 6 | 4.60 | 16 | 16 | 2  | 0  | 2   | 0  | 90.0  | 92  | 49 | 46 | 11 | 4  | 37 | 1   | 64  | 10 | 0  | .261 |     |
| Nuño, V        | L   | 1  | 4 |      |    |    |    |    |     |    |       |     |    |    |    |    |    |     |     |    |    |      |     |



# Pitching Lines



## JOE BEIMEL • #97 • LHP

| Date              | Opp  | Dec | W | L | ERA  | GS | CG | IP   | H  | R  | ER | BB | SO | HR | BF | P-K   |
|-------------------|------|-----|---|---|------|----|----|------|----|----|----|----|----|----|----|-------|
| 5/6               | @LAA | --  | 0 | 0 | 0.00 | 0  | 0  | 0.1  | 0  | 0  | 0  | 0  | 0  | 0  | 1  | 1-1   |
| 5/8               | OAK  | --  | 0 | 0 | 0.00 | 0  | 0  | 1.0  | 0  | 0  | 0  | 0  | 0  | 0  | 3  | 5-5   |
| 5/9               | OAK  | --  | 0 | 0 | 0.00 | 0  | 0  | 1.0  | 1  | 0  | 0  | 0  | 0  | 0  | 4  | 13-10 |
| 5/13              | SD   | --  | 0 | 0 | 2.70 | 0  | 0  | 1.0  | 3  | 2  | 1  | 1  | 0  | 0  | 6  | 13-6  |
| 5/16              | BOS  | --  | 0 | 0 | 2.08 | 0  | 0  | 1.0  | 0  | 0  | 0  | 0  | 1  | 0  | 3  | 16-11 |
| 5/19              | @BAL | --  | 0 | 0 | 1.93 | 0  | 0  | 0.1  | 0  | 0  | 0  | 0  | 0  | 0  | 1  | 3-1   |
| 5/21              | @BAL | --  | 0 | 0 | 1.50 | 0  | 0  | 1.1  | 0  | 0  | 0  | 0  | 3  | 0  | 4  | 17-12 |
| 5/24              | @TOR | --  | 0 | 0 | 2.84 | 0  | 0  | 0.1  | 1  | 1  | 1  | 2  | 0  | 0  | 4  | 16-7  |
| 5/26              | @TB  | --  | 0 | 0 | 2.45 | 0  | 0  | 1.0  | 0  | 0  | 0  | 0  | 2  | 0  | 3  | 12-9  |
| 5/28              | CLE  | --  | 0 | 0 | 2.79 | 0  | 0  | 2.1  | 2  | 1  | 1  | 0  | 1  | 0  | 9  | 24-14 |
| 5/30              | CLE  | --  | 0 | 0 | 2.53 | 0  | 0  | 1.0  | 0  | 0  | 0  | 1  | 0  | 0  | 3  | 17-9  |
| 5/31              | CLE  | BS  | 0 | 0 | 2.38 | 0  | 0  | 0.2  | 0  | 0  | 0  | 1  | 0  | 0  | 3  | 10-6  |
| 6/2               | NYN  | --  | 0 | 0 | 3.09 | 0  | 0  | 0.1  | 1  | 1  | 1  | 0  | 0  | 1  | 2  | 9-4   |
| 6/7               | TB   | --  | 0 | 0 | 2.84 | 0  | 0  | 1.0  | 0  | 0  | 0  | 0  | 1  | 0  | 4  | 21-13 |
| 6/10              | @CLE | --  | 0 | 0 | 3.07 | 0  | 0  | 2.0  | 2  | 1  | 1  | 0  | 1  | 0  | 8  | 29-21 |
| 6/12              | @HOU | --  | 0 | 0 | 3.31 | 0  | 0  | 1.2  | 2  | 1  | 1  | 1  | 1  | 1  | 7  | 21-12 |
| 6/18              | SF   | --  | 0 | 0 | 3.71 | 0  | 0  | 0.2  | 2  | 1  | 1  | 1  | 0  | 0  | 5  | 17-9  |
| 6/21              | HOU  | --  | 0 | 0 | 3.50 | 0  | 0  | 1.0  | 0  | 0  | 0  | 0  | 1  | 0  | 3  | 9-7   |
| 6/22              | KC   | --  | 0 | 0 | 3.26 | 0  | 0  | 1.1  | 1  | 0  | 0  | 0  | 0  | 0  | 4  | 15-10 |
| 6/24              | KC   | --  | 0 | 0 | 3.10 | 0  | 0  | 1.0  | 1  | 0  | 0  | 0  | 0  | 0  | 3  | 17-11 |
| 6/26              | @LAA | --  | 0 | 0 | 3.38 | 0  | 0  | 1.0  | 2  | 1  | 1  | 1  | 0  | 0  | 5  | 15-7  |
| 7/2               | @OAK | --  | 0 | 0 | 3.22 | 0  | 0  | 1.0  | 1  | 0  | 0  | 1  | 0  | 0  | 5  | 17-10 |
| 7/5               | @OAK | H   | 0 | 0 | 3.09 | 0  | 0  | 1.0  | 0  | 0  | 0  | 0  | 0  | 0  | 3  | 6-5   |
| 7/6               | DET  | --  | 0 | 0 | 2.84 | 0  | 0  | 2.0  | 2  | 0  | 0  | 0  | 2  | 0  | 8  | 25-18 |
| 7/10              | LAA  | --  | 0 | 0 | 2.73 | 0  | 0  | 1.0  | 2  | 0  | 0  | 0  | 1  | 0  | 5  | 23-16 |
| 7/17              | @NYY | L   | 0 | 1 | 3.00 | 0  | 0  | 0.2  | 1  | 1  | 1  | 1  | 2  | 1  | 4  | 14-9  |
| 7/18              | @NYY | H   | 0 | 1 | 2.96 | 0  | 0  | 0.1  | 0  | 0  | 0  | 0  | 0  | 0  | 1  | 1-1   |
| 7/21              | @DET | W   | 1 | 1 | 2.89 | 0  | 0  | 0.2  | 0  | 0  | 0  | 1  | 0  | 0  | 2  | 14-5  |
| 7/22              | @DET | --  | 1 | 1 | 3.10 | 0  | 0  | 1.0  | 3  | 1  | 1  | 0  | 0  | 0  | 5  | 13-9  |
| 7/25              | TOR  | --  | 1 | 1 | 3.00 | 0  | 0  | 1.0  | 0  | 0  | 0  | 0  | 1  | 0  | 2  | 12-7  |
| 7/26              | TOR  | W   | 2 | 1 | 2.90 | 0  | 0  | 1.0  | 0  | 0  | 0  | 0  | 1  | 0  | 3  | 20-13 |
| 7/28              | ARI  | --  | 2 | 1 | 2.84 | 0  | 0  | 0.2  | 1  | 0  | 0  | 0  | 0  | 0  | 2  | 9-4   |
| 7/30              | @MIN | --  | 2 | 1 | 2.73 | 0  | 0  | 1.1  | 1  | 0  | 0  | 0  | 0  | 0  | 5  | 12-8  |
| 8/3               | @COL | --  | 2 | 1 | 2.70 | 0  | 0  | 0.1  | 0  | 0  | 0  | 0  | 0  | 0  | 1  | 1-1   |
| 8/4               | @COL | H   | 2 | 1 | 2.57 | 0  | 0  | 1.2  | 0  | 0  | 0  | 1  | 0  | 0  | 5  | 19-12 |
| 8/5               | @COL | H   | 2 | 1 | 2.55 | 0  | 0  | 0.1  | 0  | 0  | 0  | 0  | 1  | 0  | 1  | 4-3   |
| 8/7               | TEX  | H   | 2 | 1 | 2.50 | 0  | 0  | 0.2  | 1  | 0  | 0  | 0  | 0  | 0  | 2  | 7-4   |
| 8/8               | TEX  | --  | 2 | 1 | 2.92 | 0  | 0  | 1.0  | 2  | 2  | 2  | 0  | 0  | 1  | 5  | 11-6  |
| 8/11              | BAL  | BS  | 2 | 1 | 3.16 | 0  | 0  | 0.0  | 1  | 1  | 1  | 0  | 0  | 1  | 1  | 2-1   |
| 8/15              | @BOS | --  | 2 | 1 | 3.62 | 0  | 0  | 0.1  | 2  | 4  | 2  | 2  | 0  | 0  | 6  | 25-11 |
| 8/16              | @BOS | --  | 2 | 1 | 3.86 | 0  | 0  | 0.0  | 0  | 1  | 1  | 1  | 0  | 0  | 1  | 5-1   |
| 8/19              | @TEX | --  | 2 | 1 | 4.78 | 0  | 0  | 0.1  | 3  | 4  | 4  | 0  | 0  | 3  | 5  | 19-14 |
| 9/5               | @OAK | --  | 2 | 1 | 4.66 | 0  | 0  | 1.0  | 1  | 0  | 0  | 0  | 0  | 0  | 3  | 12-9  |
| 9/8               | TEX  | --  | 2 | 1 | 4.62 | 0  | 0  | 0.1  | 0  | 1  | 0  | 1  | 0  | 0  | 3  | 16-7  |
| 9/11              | COL  | --  | 2 | 1 | 4.50 | 0  | 0  | 1.0  | 1  | 0  | 0  | 0  | 0  | 0  | 4  | 15-10 |
| 9/12              | COL  | --  | 2 | 1 | 4.39 | 0  | 0  | 1.0  | 1  | 0  | 0  | 0  | 1  | 0  | 4  | 10-8  |
| 9/19              | @TEX | --  | 2 | 1 | 4.29 | 0  | 0  | 1.0  | 2  | 0  | 0  | 0  | 0  | 0  | 5  | 11-7  |
| 9/20              | @TEX | --  | 2 | 1 | 4.19 | 0  | 0  | 1.0  | 0  | 0  | 0  | 0  | 1  | 0  | 3  | 12-9  |
| 9/23              | @KC  | H   | 2 | 1 | 4.15 | 0  | 0  | 0.1  | 1  | 0  | 0  | 0  | 0  | 0  | 1  | 2-2   |
| 9/24              | @KC  | --  | 2 | 1 | 4.33 | 0  | 0  | 0.1  | 2  | 1  | 1  | 0  | 0  | 0  | 2  | 10-7  |
| 9/28              | HOU  | --  | 2 | 1 | 4.26 | 0  | 0  | 0.2  | 1  | 0  | 0  | 0  | 1  | 0  | 3  | 10-6  |
| 9/30              | HOU  | --  | 2 | 1 | 4.17 | 0  | 0  | 1.0  | 0  | 0  | 0  | 0  | 0  | 0  | 3  | 12-9  |
| 10/3              | OAK  | --  | 2 | 1 | 3.99 | 0  | 0  | 2.0  | 2  | 0  | 0  | 0  | 0  | 0  | 7  | 28-20 |
| Totals (53G/0 GS) |      |     | 2 | 1 | 3.99 | 0  | 0  | 47.1 | 49 | 25 | 21 | 16 | 22 | 8  | -- | --    |

## ROENIS ELIAS • #29 • LHP

| Date                | Opp  | Dec | W | L | ERA  | GS | CG | IP    | H   | R  | ER | BB | SO | HR | BF | P-K    |
|---------------------|------|-----|---|---|------|----|----|-------|-----|----|----|----|----|----|----|--------|
| 4/26                | MIN  | --  | 0 | 0 | 3.18 | 1  | 0  | 5.2   | 6   | 2  | 2  | 3  | 6  | 0  | 26 | 105-70 |
| 5/1                 | @HOU | L   | 0 | 1 | 3.86 | 2  | 0  | 6.0   | 6   | 3  | 3  | 3  | 8  | 2  | 24 | 103-64 |
| 5/6                 | @LAA | --  | 0 | 1 | 3.86 | 3  | 0  | 7.0   | 6   | 3  | 3  | 1  | 5  | 1  | 27 | 97-70  |
| 5/14                | BOS  | --  | 0 | 1 | 3.24 | 4  | 0  | 6.1   | 8   | 1  | 1  | 2  | 2  | 1  | 27 | 89-56  |
| 5/20                | @BAL | W   | 1 | 1 | 2.76 | 5  | 0  | 7.2   | 6   | 1  | 1  | 0  | 4  | 0  | 28 | 96-66  |
| 5/25                | @TB  | W   | 2 | 1 | 2.56 | 6  | 0  | 6.0   | 6   | 1  | 1  | 3  | 6  | 1  | 27 | 94-63  |
| 5/30                | CLE  | L   | 2 | 2 | 3.07 | 7  | 0  | 5.1   | 5   | 4  | 4  | 4  | 3  | 1  | 25 | 90-51  |
| 6/4                 | TB   | L   | 2 | 3 | 2.94 | 8  | 0  | 8.0   | 5   | 2  | 2  | 1  | 6  | 0  | 28 | 99-64  |
| 6/9                 | @CLE | W   | 3 | 3 | 2.79 | 9  | 0  | 6.0   | 5   | 1  | 1  | 2  | 3  | 1  | 25 | 84-46  |
| 6/14                | @HOU | L   | 3 | 4 | 3.67 | 10 | 0  | 3.1   | 7   | 8  | 7  | 4  | 2  | 0  | 23 | 92-50  |
| 6/19                | HOU  | W   | 4 | 4 | 3.56 | 11 | 0  | 7.0   | 4   | 2  | 2  | 0  | 10 | 2  | 27 | 96-67  |
| 6/24                | KC   | L   | 4 | 5 | 4.25 | 12 | 0  | 3.2   | 5   | 7  | 7  | 1  | 2  | 1  | 18 | 60-38  |
| 7/2                 | @OAK | L   | 4 | 6 | 4.27 | 13 | 0  | 6.0   | 3   | 3  | 3  | 1  | 7  | 1  | 22 | 104-69 |
| 8/24                | OAK  | --  | 4 | 6 | 4.22 | 13 | 0  | 1.0   | 0   | 0  | 0  | 1  | 0  | 0  | 4  | 13-7   |
| 8/27                | @CWS | L   | 4 | 7 | 4.20 | 14 | 0  | 6.2   | 9   | 4  | 3  | 0  | 3  | 0  | 29 | 96-68  |
| 9/1                 | @HOU | --  | 4 | 7 | 4.35 | 15 | 0  | 5.1   | 5   | 4  | 4  | 4  | 4  | 1  | 25 | 100-58 |
| 9/7                 | TEX  | L   | 4 | 8 | 4.30 | 16 | 0  | 5.1   | 5   | 2  | 2  | 2  | 6  | 0  | 23 | 102-60 |
| 9/12                | COL  | W   | 5 | 8 | 4.07 | 17 | 0  | 5.1   | 1   | 2  | 0  | 3  | 8  | 0  | 20 | 69-43  |
| 9/18                | @TEX | H   | 5 | 8 | 4.06 | 17 | 0  | 0.1   | 0   | 0  | 0  | 0  | 1  | 0  | 1  | 6-3    |
| 9/23                | @KC  | --  | 5 | 8 | 3.94 | 18 | 0  | 5.1   | 4   | 1  | 1  | 4  | 6  | 0  | 24 | 95-53  |
| 9/28                | HOU  | --  | 5 | 8 | 3.89 | 19 | 0  | 6.0   | 3   | 2  | 2  | 2  | 5  | 2  | 22 | 100-59 |
| 10/3                | OAK  | --  | 5 | 8 | 4.14 | 20 | 0  | 2.0   | 7   | 4  | 4  | 3  | 0  | 1  | 15 | 51-27  |
| Totals (22 G/20 GS) |      |     | 5 | 8 | 4.14 | 20 | 0  | 115.1 | 106 | 57 | 53 | 44 | 97 | 15 | -- | --     |

## DANNY FARQUHAR • #40 • RHP

| Date | Opp  | Dec | W | L | ERA  | GS | CG | IP  | H | R | ER | BB | SO | HR | BF | P-K   |
|------|------|-----|---|---|------|----|----|-----|---|---|----|----|----|----|----|-------|
| 4/6  | LAA  | H   | 0 | 0 | 0.00 | 0  | 0  | 0.1 | 2 | 0 | 0  | 0  | 0  | 0  | 3  | 9-6   |
| 4/8  | LAA  | --  | 0 | 0 | 0.00 | 0  | 0  | 1.0 | 0 | 0 | 0  | 0  | 1  | 0  | 3  | 16-10 |
| 4/11 | @OAK | --  | 0 | 0 | 7.71 | 0  | 0  | 1.0 | 2 | 2 | 2  | 0  | 0  | 0  | 5  | 17-10 |
| 4/12 | @OAK | H   | 0 | 0 | 4.15 | 0  | 0  | 2.0 | 2 | 0 | 0  | 0  | 2  | 0  | 8  | 30-22 |
| 4/15 | @LAD | --  | 0 | 0 | 2.84 | 0  | 0  | 2.0 | 0 | 0 | 0  | 1  | 2  | 0  | 7  | 27-16 |
| 4/18 | TEX  | H   | 0 | 0 | 2.45 | 0  | 0  | 1.0 | 0 | 0 | 0  | 0  | 2  | 0  | 3  | 16-12 |
| 4/20 | HOU  | L   | 0 | 1 | 4.00 | 0  | 0  | 1.2 | 3 | 2 | 2  | 0  | 2  | 1  | 7  | 26-18 |
| 4/21 | HOU  | BS  | 0 | 1 | 5.40 | 0  | 0  | 1.0 | 2 | 2 | 2  | 2  | 0  | 0  | 6  | 20-11 |
| 4/26 | MIN  | --  | 0 | 1 | 4.91 | 0  | 0  | 1.0 | 1 | 0 | 0  | 1  | 1  | 0  | 5  | 25-13 |
| 4/29 | @TEX | H   | 0 | 1 | 4.38 | 0  | 0  | 1.1 | 0 | 0 | 0  | 0  | 1  | 0  | 4  | 16-11 |
| 5/2  | @HOU | --  | 0 | 1 | 4.05 | 0  | 0  | 1.0 | 0 | 0 | 0  | 0  | 0  | 0  | 3  | 4-3   |
| 5/5  | @LAA | BS  | 0 | 1 | 5.02 | 0  | 0  | 1.0 | 3 | 2 | 2  | 1  | 0  | 0  | 6  | 21-11 |
| 5/8  | OAK  | --  | 0 | 1 | 4.70 | 0  | 0  | 1.0 | 0 | 0 | 0  | 0  | 2  | 0  | 3  | 18-12 |
| 5/9  | OAK  | --  | 0 | 1 | 5.17 | 0  | 0  | 0.1 | 3 | 1 | 1  | 0  | 0  | 1  | 4  | 17-10 |
| 5/12 | SD   | --  | 0 | 1 | 5.63 | 0  | 0  | 0.1 | 1 | 3 | 1  | 2  | 0  | 0  | 4  | 18-8  |
| 5/13 | SD   | --  | 0 | 1 | 5.29 | 0  | 0  | 1.0 | 1 | 0 | 0  | 0  | 1  | 0  | 5  | 10-7  |
| 5/16 | BOS  | --  | 0 | 1 | 4.74 | 0  | 0  | 2.0 | 1 | 0 | 0  | 1  | 3  | 0  | 8  | 33-21 |

## Danny Farquhar Continued:

|      |      |    |   |   |      |   |   |     |   |   |   |   |   |   |    |       |
|------|------|----|---|---|------|---|---|-----|---|---|---|---|---|---|----|-------|
| 5/19 | @BAL | L  | 0 | 2 | 5.48 | 0 | 0 | 2.1 | 3 | 3 | 3 | 0 | 1 | 1 | 10 | 30-20 |
| 5/21 | @BAL | L  | 0 | 3 | 5.48 | 0 | 0 | 1.2 | 2 | 1 | 1 | 0 | 1 | 0 | 7  | 34-23 |
| 5/24 | @TOR | -- | 0 | 3 | 6.46 | 0 | 0 | 0.2 | 3 | 3 | 3 | 0 | 1 | 0 | 5  | 18-12 |
| 6/13 | @HOU | -- | 0 | 3 | 5.96 | 0 | 0 | 2.0 | 0 | 0 |   |   |   |   |    |       |





# Pitching Lines

## J.A. Happ Continued:

|                     |      |    |   |   |      |    |   |       |     |    |    |    |    |    |    |        |
|---------------------|------|----|---|---|------|----|---|-------|-----|----|----|----|----|----|----|--------|
| 5/26                | @TB  | -- | 3 | 1 | 3.71 | 9  | 0 | 6.0   | 7   | 3  | 3  | 1  | 3  | 0  | 27 | 111-67 |
| 5/31                | CLE  | -- | 3 | 1 | 3.70 | 10 | 0 | 5.0   | 8   | 2  | 2  | 1  | 2  | 1  | 23 | 101-61 |
| 6/5                 | TB   | -- | 3 | 1 | 3.31 | 11 | 0 | 7.0   | 6   | 0  | 0  | 1  | 6  | 0  | 26 | 100-64 |
| 6/11                | @CLE | L  | 3 | 2 | 3.72 | 12 | 0 | 2.1   | 6   | 4  | 4  | 2  | 3  | 0  | 15 | 77-48  |
| 6/16                | @SF  | L  | 3 | 3 | 3.79 | 13 | 0 | 6.0   | 7   | 3  | 3  | 2  | 5  | 1  | 25 | 95-59  |
| 6/21                | HOU  | L  | 3 | 4 | 3.78 | 14 | 0 | 5.0   | 7   | 3  | 2  | 2  | 4  | 0  | 23 | 101-60 |
| 6/26                | @LAA | L  | 3 | 5 | 3.89 | 15 | 0 | 7.0   | 5   | 4  | 4  | 2  | 6  | 1  | 27 | 110-65 |
| 7/3                 | @OAK | W  | 4 | 5 | 3.93 | 16 | 0 | 6.0   | 8   | 3  | 3  | 0  | 5  | 0  | 25 | 101-65 |
| 7/8                 | DET  | -- | 4 | 5 | 4.14 | 17 | 0 | 4.0   | 7   | 4  | 4  | 3  | 3  | 1  | 22 | 103-60 |
| 7/20                | @DET | -- | 4 | 5 | 4.12 | 18 | 0 | 7.0   | 4   | 3  | 3  | 2  | 2  | 1  | 25 | 87-55  |
| 7/25                | TOR  | -- | 4 | 5 | 4.31 | 19 | 0 | 1.2   | 1   | 3  | 3  | 4  | 1  | 0  | 11 | 52-27  |
| 7/27                | ARI  | -- | 4 | 5 | 4.27 | 19 | 0 | 1.0   | 0   | 0  | 0  | 0  | 2  | 0  | 3  | 15-10  |
| 7/30                | @MIN | L  | 4 | 6 | 4.64 | 20 | 0 | 3.1   | 9   | 7  | 6  | 1  | 2  | 3  | 21 | 82-47  |
| Totals (21 G/20 GS) |      |    | 4 | 6 | 4.64 | 20 | 0 | 108.2 | 121 | 58 | 56 | 32 | 82 | 13 | -- | --     |

## FELIX HERNANDEZ • #34 • RHP

|                     |      |    |    |   |      |    |   |       |     |    |    |    |     |    |    |        |        |
|---------------------|------|----|----|---|------|----|---|-------|-----|----|----|----|-----|----|----|--------|--------|
| 4/6                 | LAA  | W  | 1  | 0 | 1.29 | 1  | 0 | 7.0   | 2   | 1  | 1  | 1  | 10  | 1  | 24 | 97-64  |        |
| 4/12                | @OAK | -- | 1  | 0 | 3.00 | 2  | 0 | 5.0   | 8   | 3  | 3  | 2  | 1   | 0  | 23 | 81-50  |        |
| 4/18                | TEX  | W  | 2  | 0 | 2.37 | 3  | 0 | 7.0   | 2   | 1  | 1  | 2  | 12  | 0  | 27 | 111-70 |        |
| 4/24                | MIN  | W  | 3  | 0 | 1.61 | 4  | 1 | 9.0   | 5   | 0  | 0  | 0  | 9   | 0  | 32 | 102-73 |        |
| 4/29                | @TEX | W  | 4  | 0 | 1.82 | 5  | 1 | 6.2   | 5   | 2  | 2  | 1  | 4   | 0  | 25 | 114-71 |        |
| 5/4                 | @LAA | W  | 5  | 0 | 1.73 | 6  | 1 | 7.0   | 6   | 1  | 1  | 1  | 8   | 1  | 26 | 102-65 |        |
| 5/10                | OAK  | W  | 6  | 0 | 1.85 | 7  | 1 | 7.0   | 5   | 2  | 2  | 1  | 6   | 2  | 27 | 103-70 |        |
| 5/16                | BOS  | L  | 6  | 1 | 2.30 | 8  | 1 | 6.0   | 7   | 4  | 4  | 4  | 5   | 2  | 29 | 101-62 |        |
| 5/22                | @TOR | W  | 7  | 1 | 2.19 | 9  | 1 | 7.0   | 4   | 1  | 1  | 2  | 8   | 1  | 25 | 97-62  |        |
| 5/27                | @TB  | W  | 8  | 1 | 1.91 | 10 | 2 | 9.0   | 4   | 0  | 0  | 1  | 8   | 0  | 29 | 101-71 |        |
| 6/1                 | NYN  | L  | 8  | 2 | 2.63 | 11 | 2 | 4.2   | 6   | 7  | 7  | 5  | 4   | 1  | 24 | 85-52  |        |
| 6/6                 | TB   | W  | 9  | 2 | 2.51 | 12 | 2 | 7.0   | 2   | 1  | 1  | 3  | 6   | 0  | 25 | 106-71 |        |
| 6/12                | @HOU | L  | 9  | 3 | 3.38 | 13 | 2 | 0.1   | 5   | 8  | 8  | 2  | 1   | 2  | 9  | 31-18  |        |
| 6/17                | SF   | W  | 10 | 3 | 3.08 | 14 | 2 | 8.0   | 4   | 0  | 0  | 2  | 5   | 0  | 31 | 106-70 |        |
| 6/22                | KC   | L  | 10 | 4 | 3.24 | 15 | 2 | 6.2   | 9   | 4  | 4  | 1  | 5   | 0  | 28 | 112-72 |        |
| 6/26                | @LAA | -- | 10 | 4 | 3.05 | 16 | 2 | 6.0   | 1   | 0  | 0  | 3  | 8   | 0  | 22 | 96-59  |        |
| 7/4                 | @OAK | L  | 10 | 5 | 3.02 | 17 | 2 | 7.0   | 10  | 2  | 2  | 2  | 6   | 0  | 32 | 95-64  |        |
| 7/9                 | LAA  | W  | 11 | 5 | 2.84 | 18 | 2 | 7.0   | 5   | 0  | 0  | 2  | 6   | 0  | 27 | 104-72 |        |
| 7/17                | @NYN | -- | 11 | 5 | 2.77 | 19 | 2 | 6.0   | 5   | 1  | 1  | 3  | 5   | 0  | 25 | 97-62  |        |
| 7/24                | TOR  | W  | 12 | 5 | 2.69 | 20 | 2 | 7.0   | 6   | 2  | 1  | 1  | 7   | 1  | 28 | 100-67 |        |
| 7/29                | ARI  | L  | 12 | 6 | 3.02 | 21 | 2 | 6.2   | 12  | 7  | 7  | 1  | 7   | 2  | 32 | 106-73 |        |
| 8/3                 | @COL | W  | 13 | 6 | 3.13 | 22 | 2 | 6.2   | 11  | 4  | 4  | 1  | 9   | 0  | 32 | 111-80 |        |
| 8/9                 | TEX  | W  | 14 | 6 | 3.11 | 23 | 2 | 7.0   | 6   | 2  | 2  | 1  | 5   | 0  | 29 | 109-67 |        |
| 8/15                | @BOS | L  | 14 | 7 | 3.65 | 24 | 2 | 2.1   | 12  | 10 | 10 | 1  | 2   | 3  | 20 | 59-40  |        |
| 8/21                | CWS  | L  | 14 | 8 | 3.74 | 25 | 2 | 6.0   | 9   | 4  | 4  | 1  | 4   | 0  | 26 | 100-63 |        |
| 8/26                | OAK  | W  | 15 | 8 | 3.66 | 26 | 2 | 8.0   | 3   | 2  | 2  | 1  | 7   | 2  | 29 | 105-73 |        |
| 9/5                 | @OAK | W  | 16 | 8 | 3.65 | 27 | 2 | 8.0   | 6   | 3  | 3  | 0  | 9   | 1  | 29 | 102-72 |        |
| 9/10                | TEX  | W  | 17 | 8 | 3.49 | 28 | 2 | 8.0   | 3   | 0  | 0  | 0  | 4   | 8  | 0  | 29     | 109-67 |
| 9/15                | LAA  | L  | 17 | 9 | 3.55 | 29 | 2 | 7.0   | 5   | 4  | 4  | 2  | 5   | 2  | 29 | 96-65  |        |
| 9/20                | @TEX | W  | 18 | 9 | 3.54 | 30 | 2 | 5.2   | 4   | 2  | 2  | 5  | 5   | 1  | 26 | 105-62 |        |
| 9/26                | @LAA | -- | 18 | 9 | 3.53 | 31 | 2 | 6.0   | 8   | 2  | 2  | 2  | 6   | 1  | 27 | 97-60  |        |
| Totals (31 G/31 GS) |      |    | 18 | 9 | 3.53 | 31 | 2 | 201.2 | 180 | 80 | 79 | 58 | 191 | 23 | -- | --     |        |

## HISASHI IWAKUMA • #18 • RHP

|                      |      |    |   |   |      |    |   |       |     |    |    |    |     |    |    |        |
|----------------------|------|----|---|---|------|----|---|-------|-----|----|----|----|-----|----|----|--------|
| 4/8                  | LAA  | L  | 0 | 1 | 6.00 | 1  | 0 | 6.0   | 9   | 5  | 4  | 0  | 3   | 1  | 26 | 92-61  |
| 4/14                 | @LAD | -- | 0 | 1 | 6.55 | 2  | 0 | 5.0   | 6   | 4  | 4  | 3  | 5   | 2  | 24 | 95-60  |
| 4/20                 | HOU  | -- | 0 | 1 | 6.61 | 3  | 0 | 5.1   | 5   | 4  | 4  | 0  | 3   | 2  | 21 | 71-46  |
| 7/6                  | DET  | -- | 0 | 1 | 7.17 | 4  | 0 | 5.0   | 8   | 5  | 5  | 0  | 3   | 4  | 21 | 68-47  |
| 7/11                 | LAA  | W  | 1 | 1 | 5.22 | 5  | 0 | 8.0   | 3   | 0  | 0  | 2  | 6   | 0  | 29 | 101-73 |
| 7/18                 | @NYN | W  | 2 | 1 | 4.89 | 6  | 0 | 5.2   | 5   | 2  | 2  | 0  | 5   | 1  | 22 | 76-54  |
| 7/23                 | @DET | -- | 2 | 1 | 4.50 | 7  | 0 | 7.0   | 6   | 2  | 2  | 2  | 7   | 0  | 27 | 112-70 |
| 7/28                 | ARI  | L  | 2 | 2 | 5.10 | 8  | 0 | 5.2   | 10  | 6  | 6  | 1  | 5   | 1  | 27 | 96-63  |
| 8/2                  | @MIN | -- | 2 | 2 | 4.47 | 9  | 0 | 8.2   | 3   | 1  | 1  | 1  | 8   | 1  | 30 | 92-69  |
| 8/7                  | TEX  | W  | 3 | 2 | 4.41 | 10 | 0 | 7.0   | 6   | 3  | 3  | 0  | 6   | 0  | 28 | 118-85 |
| 8/12                 | BAL  | W  | 4 | 2 | 3.86 | 11 | 1 | 9.0   | 0   | 0  | 0  | 3  | 7   | 0  | 29 | 116-77 |
| 8/18                 | @TEX | W  | 5 | 2 | 3.74 | 12 | 1 | 7.0   | 5   | 2  | 2  | 1  | 6   | 1  | 26 | 99-67  |
| 8/24                 | OAK  | L  | 5 | 3 | 4.29 | 13 | 1 | 4.2   | 7   | 7  | 7  | 1  | 4   | 1  | 22 | 77-57  |
| 8/29                 | @CWS | W  | 6 | 3 | 4.22 | 14 | 1 | 5.2   | 7   | 2  | 2  | 4  | 6   | 0  | 27 | 107-69 |
| 9/6                  | @OAK | W  | 7 | 3 | 4.03 | 15 | 1 | 6.1   | 5   | 1  | 1  | 1  | 3   | 1  | 25 | 79-52  |
| 9/11                 | COL  | L  | 7 | 4 | 4.05 | 16 | 1 | 6.1   | 8   | 3  | 3  | 1  | 6   | 1  | 28 | 97-69  |
| 9/16                 | LAA  | W  | 8 | 4 | 3.90 | 17 | 1 | 6.0   | 4   | 1  | 1  | 0  | 9   | 1  | 22 | 84-58  |
| 9/22                 | @KC  | W  | 9 | 4 | 3.67 | 18 | 1 | 7.0   | 3   | 0  | 0  | 1  | 10  | 0  | 25 | 92-66  |
| 9/27                 | @LAA | L  | 9 | 5 | 3.67 | 19 | 1 | 7.1   | 8   | 3  | 3  | 0  | 1   | 1  | 28 | 90-62  |
| 10/2                 | OAK  | -- | 9 | 5 | 3.54 | 20 | 1 | 7.0   | 9   | 2  | 1  | 0  | 8   | 0  | 29 | 106-73 |
| Totals (20 G/ 20 GS) |      |    | 9 | 5 | 3.54 | 20 | 1 | 129.2 | 117 | 53 | 51 | 21 | 111 | 18 | -- | --     |

## LOGAN KENSING • #27 • RHP

|                     |      |    |   |   |      |   |   |      |    |    |    |   |    |   |    |       |      |
|---------------------|------|----|---|---|------|---|---|------|----|----|----|---|----|---|----|-------|------|
| 8/23                | CWS  | H  | 0 | 0 | 9.00 | 0 | 0 | 1.0  | 1  | 1  | 1  | 1 | 2  | 1 | 5  | 24-13 |      |
| 8/25                | OAK  | H  | 0 | 0 | 3.38 | 0 | 0 | 1.2  | 0  | 0  | 0  | 2 | 3  | 0 | 7  | 32-17 |      |
| 8/27                | @CWS | -- | 0 | 0 | 2.25 | 0 | 0 | 1.1  | 0  | 0  | 0  | 0 | 0  | 0 | 4  | 18-11 |      |
| 8/29                | @CWS | H  | 0 | 0 | 7.94 | 0 | 0 | 1.2  | 2  | 4  | 4  | 2 | 2  | 0 | 9  | 30-18 |      |
| 9/1                 | @HOU | W  | 1 | 0 | 6.75 | 0 | 0 | 1.0  | 1  | 0  | 0  | 0 | 0  | 0 | 4  | 9-7   |      |
| 9/2                 | @HOU | H  | 1 | 0 | 6.43 | 0 | 0 | 0.1  | 1  | 0  | 0  | 0 | 0  | 0 | 2  | 10-8  |      |
| 9/4                 | @OAK | H  | 1 | 0 | 6.14 | 0 | 0 | 0.1  | 0  | 0  | 0  | 0 | 0  | 0 | 1  | 1-1   |      |
| 9/6                 | @OAK | H  | 1 | 0 | 7.04 | 0 | 0 | 0.1  | 1  | 1  | 1  | 1 | 1  | 0 | 0  | 3     | 13-6 |
| 9/8                 | TEX  | -- | 1 | 0 | 6.48 | 0 | 0 | 0.2  | 0  | 0  | 0  | 0 | 0  | 1 | 0  | 2     | 11-8 |
| 9/12                | COL  | H  | 1 | 0 | 6.23 | 0 | 0 | 0.1  | 0  | 0  | 0  | 0 | 0  | 0 | 1  | 5-2   |      |
| 9/18                | @TEX | H  | 1 | 0 | 5.79 | 0 | 0 | 0.2  | 0  | 0  | 0  | 0 | 0  | 0 | 2  | 13-8  |      |
| 9/19                | @TEX | -- | 1 | 0 | 5.59 | 0 | 0 | 0.1  | 0  | 0  | 0  | 0 | 0  | 0 | 1  | 6-4   |      |
| 9/20                | @TEX | -- | 1 | 0 | 5.06 | 0 | 0 | 1.0  | 0  | 0  | 0  | 0 | 0  | 1 | 0  | 3     | 12-8 |
| 9/23                | @KC  | -- | 1 | 0 | 4.91 | 0 | 0 | 0.1  | 0  | 0  | 0  | 0 | 0  | 0 | 1  | 5-4   |      |
| 9/24                | @KC  | L  | 1 | 1 | 5.25 | 0 | 0 | 1.0  | 0  | 1  | 1  | 1 | 2  | 0 | 4  | 19-11 |      |
| 9/25                | @LAA | -- | 1 | 1 | 6.39 | 0 | 0 | 0.2  | 3  | 2  | 2  | 0 | 0  | 1 | 5  | 16-12 |      |
| 9/30                | HOU  | BS | 1 | 1 | 6.92 | 0 | 0 | 0.1  | 3  | 1  | 1  | 1 | 0  | 1 | 0  | 4     | 11-9 |
| 10/3                | OAK  | H  | 1 | 1 | 6.59 | 0 | 0 | 0.2  | 0  | 0  | 0  | 0 | 0  | 0 | 2  | 9-7   |      |
| 10/4                | OAK  | W  | 2 | 1 | 5.87 | 0 | 0 | 1.2  | 0  | 0  | 0  | 0 | 1  | 0 | 4  | 12-8  |      |
| Totals (19 G/ 0 GS) |      |    | 2 | 1 | 5.87 | 0 | 0 | 15.1 | 12 | 10 | 10 | 7 | 13 | 2 | -- | --    |      |

## DOMINIC LEONE • #52 • RHP

|      |      |    |   |   |      |   |   |     |   |   |   |   |   |   |   |       |       |
|------|------|----|---|---|------|---|---|-----|---|---|---|---|---|---|---|-------|-------|
| 4/13 | @LAD | L  | 0 | 1 | 3.86 | 0 | 0 | 2.1 | 1 | 1 | 1 | 1 | 2 | 0 | 0 | 10    | 36-19 |
| 4/17 | TEX  | -- | 0 | 1 | 2.45 | 0 | 0 | 1.1 | 1 | 1 | 0 | 1 | 0 | 0 | 6 | 23-12 |       |

## Dominic Leone Continued:

|                    |      |    |   |   |      |   |   |      |    |   |   |   |   |   |   |       |       |      |
|--------------------|------|----|---|---|------|---|---|------|----|---|---|---|---|---|---|-------|-------|------|
| 4/19               | TEX  | -- | 0 | 1 | 1.59 | 0 | 0 | 2.0  | 0  | 0 | 0 | 0 | 1 | 1 | 0 | 7     | 37-20 |      |
| 4/22               | HOU  | H  | 0 | 1 | 1.42 | 0 | 0 | 0.2  | 1  | 0 | 0 | 0 | 0 | 0 | 1 | 0     | 3     | 11-7 |
| 4/25               | MIN  | -- | 0 | 1 | 3.86 | 0 | 0 | 0.2  | 1  | 2 | 2 | 1 | 1 | 0 | 4 | 18-10 |       |      |
| 4/28               | @TEX | -- | 0 | 1 | 3.86 | 0 | 0 | 0.0  | 1  | 0 | 0 | 0 | 0 | 0 | 1 | 3-3   |       |      |
| 4/30               | @HOU | L  | 0 | 2 | 4.32 | 0 | 0 | 1.1  | 2  | 1 | 1 | 1 | 1 | 1 | 0 | 7     | 26-15 |      |
| 5/5                | @LAA | L  | 0 | 3 | 5.40 | 0 | 0 | 0.0  | 1  | 1 | 1 | 0 | 0 | 1 | 1 | 2-2   |       |      |
| 5/31               | CLE  | L  | 0 | 4 | 7.71 | 0 | 0 | 1.0  | 2  | 3 | 3 | 3 | 1 | 0 | 8 | 32-15 |       |      |
| 6/1                | NYN  | -- | 0 | 4 | 6.35 | 0 | 0 | 2.0  | 1  | 0 | 0 | 0 | 2 | 0 | 7 | 27-21 |       |      |
| Totals (10 G/0 GS) |      |    | 0 | 4 | 6.35 | 0 | 0 | 11.1 | 11 | 9 |   |   |   |   |   |       |       |      |

# Pitching Lines



## Vidal Nuño Continued:

| Date                | Opp  | Dec | W | L | ERA  | GS | CG | IP   | H  | R  | ER | BB | SO | HR | BF | P-K    |
|---------------------|------|-----|---|---|------|----|----|------|----|----|----|----|----|----|----|--------|
| 7/9                 | LAA  | --  | 0 | 0 | 3.27 | 0  | 0  | 0.1  | 1  | 1  | 1  | 0  | 1  | 0  | 2  | 10-7   |
| 7/10                | LAA  | --  | 0 | 0 | 3.00 | 0  | 0  | 1.0  | 1  | 0  | 0  | 0  | 0  | 0  | 4  | 13-9   |
| 7/17                | @NYY | --  | 0 | 0 | 2.95 | 0  | 0  | 0.2  | 0  | 0  | 0  | 0  | 0  | 0  | 2  | 10-5   |
| 7/18                | @NYY | H   | 0 | 0 | 2.75 | 0  | 0  | 0.2  | 0  | 0  | 0  | 0  | 0  | 0  | 2  | 12-8   |
| 7/19                | @NYY | --  | 0 | 0 | 2.54 | 0  | 0  | 1.1  | 0  | 0  | 0  | 0  | 0  | 0  | 4  | 13-11  |
| 7/22                | @DET | --  | 0 | 0 | 2.22 | 0  | 0  | 2.0  | 2  | 0  | 0  | 0  | 1  | 0  | 8  | 38-26  |
| 7/25                | TOR  | --  | 0 | 0 | 1.86 | 0  | 0  | 2.2  | 2  | 0  | 0  | 0  | 2  | 2  | 11 | 41-28  |
| 7/27                | ARI  | --  | 0 | 0 | 1.80 | 0  | 0  | 0.2  | 0  | 0  | 0  | 0  | 0  | 0  | 2  | 10-6   |
| 7/29                | ARI  | --  | 0 | 0 | 2.11 | 0  | 0  | 1.1  | 3  | 1  | 1  | 0  | 2  | 0  | 7  | 26-17  |
| 8/4                 | @COL | --  | 0 | 0 | 2.88 | 1  | 0  | 3.2  | 5  | 3  | 3  | 2  | 3  | 2  | 18 | 62-41  |
| 8/10                | BAL  | L   | 0 | 1 | 3.00 | 2  | 0  | 5.0  | 5  | 2  | 2  | 0  | 5  | 1  | 20 | 94-64  |
| 8/16                | @BOS | --  | 0 | 1 | 3.67 | 3  | 0  | 4.1  | 9  | 4  | 4  | 1  | 2  | 2  | 22 | 84-56  |
| 8/22                | CWS  | --  | 0 | 1 | 3.29 | 4  | 0  | 6.2  | 5  | 1  | 1  | 1  | 4  | 1  | 26 | 102-68 |
| 8/26                | OAK  | --  | 0 | 1 | 3.21 | 4  | 0  | 1.0  | 1  | 0  | 0  | 1  | 1  | 0  | 5  | 21-10  |
| 8/31                | @HOU | L   | 0 | 2 | 3.75 | 5  | 0  | 6.0  | 7  | 5  | 5  | 2  | 3  | 2  | 27 | 105-69 |
| 9/4                 | @OAK | H   | 0 | 2 | 3.72 | 5  | 0  | 0.1  | 1  | 0  | 0  | 0  | 0  | 0  | 2  | 6-4    |
| 9/6                 | @OAK | --  | 0 | 2 | 3.72 | 5  | 0  | 0.0  | 1  | 0  | 0  | 0  | 0  | 0  | 1  | 3-1    |
| 9/9                 | TEX  | W   | 1 | 2 | 3.21 | 6  | 0  | 7.0  | 1  | 0  | 0  | 2  | 10 | 0  | 26 | 106-69 |
| 9/13                | COL  | --  | 1 | 2 | 3.18 | 6  | 0  | 0.2  | 0  | 0  | 0  | 0  | 0  | 0  | 2  | 5-3    |
| 9/19                | TEX  | L   | 1 | 3 | 3.60 | 7  | 0  | 3.1  | 5  | 5  | 4  | 4  | 3  | 0  | 20 | 72-40  |
| 9/25                | @LAA | L   | 1 | 4 | 4.10 | 8  | 0  | 4.1  | 9  | 5  | 5  | 0  | 4  | 1  | 21 | 67-50  |
| 9/29                | HOU  | --  | 1 | 4 | 4.19 | 9  | 0  | 5.0  | 6  | 3  | 3  | 0  | 5  | 1  | 21 | 83-58  |
| 10/4                | OAK  | --  | 1 | 4 | 4.10 | 10 | 0  | 6.0  | 6  | 2  | 2  | 1  | 4  | 1  | 24 | 108-74 |
| Totals (32 G/10 GS) |      |     | 1 | 4 | 4.10 | 10 | 0  | 74.2 | 80 | 35 | 34 | 17 | 62 | 14 | -- | --     |

## EDGAR OLMOS . #49 . LHP

| Date              | Opp  | Dec | W | L | ERA  | GS | CG | IP   | H  | R | ER | BB | SO | HR | BF | P-K   |
|-------------------|------|-----|---|---|------|----|----|------|----|---|----|----|----|----|----|-------|
| 8/17              | @TEX | --  | 0 | 0 | 0.00 | 0  | 0  | 1.2  | 1  | 0 | 0  | 0  | 0  | 0  | 6  | 20-13 |
| 8/22              | CWS  | --  | 0 | 0 | 0.00 | 0  | 0  | 1.0  | 0  | 0 | 0  | 0  | 1  | 0  | 4  | 15-10 |
| 8/24              | OAK  | --  | 0 | 0 | 0.00 | 0  | 0  | 1.1  | 1  | 0 | 0  | 0  | 0  | 0  | 5  | 17-10 |
| 8/25              | OAK  | W   | 1 | 0 | 0.00 | 0  | 0  | 3.2  | 3  | 0 | 0  | 2  | 1  | 0  | 15 | 50-30 |
| 8/30              | @CWS | --  | 1 | 0 | 2.13 | 1  | 0  | 5.0  | 5  | 3 | 3  | 5  | 2  | 0  | 25 | 95-48 |
| 9/4               | @OAK | --  | 1 | 0 | 4.50 | 2  | 0  | 1.1  | 6  | 5 | 4  | 1  | 0  | 1  | 12 | 42-21 |
| Totals (6 G/2 GS) |      |     | 1 | 0 | 4.50 | 2  | 0  | 14.0 | 16 | 8 | 7  | 8  | 4  | 1  | -- | --    |

## TYLER OLSON . #66 . LHP

| Date               | Opp  | Dec | W | L | ERA  | GS | CG | IP   | H  | R | ER | BB | SO | HR | BF | P-K   |
|--------------------|------|-----|---|---|------|----|----|------|----|---|----|----|----|----|----|-------|
| 4/7                | LAA  | --  | 0 | 0 | 0.00 | 0  | 0  | 0.2  | 0  | 0 | 0  | 0  | 0  | 0  | 1  | 1-1   |
| 4/8                | LAA  | --  | 0 | 0 | 0.00 | 0  | 0  | 0.1  | 1  | 0 | 0  | 1  | 0  | 0  | 3  | 9-5   |
| 4/11               | @OAK | W   | 1 | 0 | 0.00 | 0  | 0  | 1.0  | 2  | 0 | 0  | 2  | 1  | 0  | 6  | 26-13 |
| 4/13               | @LAD | --  | 1 | 0 | 0.00 | 0  | 0  | 1.1  | 1  | 0 | 0  | 0  | 1  | 0  | 2  | 11-8  |
| 4/15               | @LAD | --  | 1 | 0 | 0.00 | 0  | 0  | 2.0  | 3  | 0 | 0  | 2  | 2  | 0  | 10 | 30-16 |
| 4/19               | TEX  | --  | 1 | 0 | 3.86 | 0  | 0  | 2.2  | 3  | 3 | 3  | 2  | 3  | 0  | 13 | 43-25 |
| 4/25               | MIN  | --  | 1 | 0 | 3.86 | 0  | 0  | 0.0  | 1  | 0 | 0  | 0  | 0  | 0  | 1  | 4-2   |
| 4/26               | MIN  | L   | 1 | 1 | 5.00 | 0  | 0  | 2.0  | 1  | 2 | 2  | 2  | 0  | 0  | 9  | 32-15 |
| 4/28               | @TEX | H   | 1 | 1 | 4.82 | 0  | 0  | 0.1  | 0  | 0 | 0  | 0  | 0  | 0  | 1  | 4-2   |
| 5/1                | @HOU | --  | 1 | 1 | 5.23 | 0  | 0  | 1.0  | 3  | 1 | 1  | 0  | 0  | 1  | 5  | 13-10 |
| 5/2                | @HOU | --  | 1 | 1 | 5.40 | 0  | 0  | 3.0  | 4  | 2 | 2  | 1  | 1  | 1  | 14 | 46-35 |
| Totals (11 G/0 GS) |      |     | 1 | 1 | 5.40 | 0  | 0  | 13.1 | 18 | 8 | 8  | 10 | 8  | 2  | -- | --    |

## JAMES PAXTON . #65 . LHP

| Date                | Opp  | Dec | W | L | ERA  | GS | CG | IP   | H  | R  | ER | BB | SO | HR | BF | P-K    |
|---------------------|------|-----|---|---|------|----|----|------|----|----|----|----|----|----|----|--------|
| 4/7                 | LAA  | L   | 0 | 1 | 3.00 | 1  | 0  | 6.0  | 4  | 2  | 2  | 1  | 5  | 1  | 23 | 87-52  |
| 4/13                | @LAD | --  | 0 | 1 | 5.11 | 2  | 0  | 6.1  | 6  | 5  | 5  | 2  | 6  | 1  | 27 | 95-60  |
| 4/19                | TEX  | --  | 0 | 1 | 8.40 | 3  | 0  | 2.2  | 9  | 7  | 7  | 0  | 1  | 1  | 19 | 55-36  |
| 4/25                | MIN  | L   | 0 | 2 | 6.86 | 4  | 0  | 4.2  | 5  | 4  | 1  | 3  | 7  | 1  | 25 | 106-63 |
| 4/30                | @HOU | --  | 0 | 2 | 5.74 | 5  | 0  | 7.0  | 5  | 2  | 2  | 2  | 7  | 0  | 27 | 103-61 |
| 5/5                 | @LAA | --  | 0 | 2 | 5.08 | 6  | 0  | 7.0  | 4  | 2  | 2  | 3  | 4  | 1  | 28 | 91-51  |
| 5/12                | SD   | W   | 1 | 2 | 4.31 | 7  | 0  | 6.0  | 3  | 0  | 0  | 5  | 5  | 0  | 25 | 109-64 |
| 5/17                | BOS  | W   | 2 | 2 | 3.59 | 8  | 0  | 8.0  | 5  | 0  | 0  | 2  | 2  | 0  | 30 | 105-71 |
| 5/23                | @TOR | W   | 3 | 2 | 3.52 | 9  | 0  | 6.0  | 4  | 2  | 2  | 3  | 4  | 1  | 23 | 90-55  |
| 5/28                | CLE  | L   | 3 | 3 | 3.70 | 10 | 0  | 4.2  | 8  | 4  | 3  | 1  | 4  | 1  | 24 | 80-53  |
| 9/13                | COL  | L   | 3 | 4 | 3.82 | 11 | 0  | 3.0  | 2  | 3  | 2  | 3  | 4  | 0  | 15 | 66-36  |
| 9/18                | @TEX | --  | 3 | 4 | 3.70 | 12 | 0  | 4.1  | 6  | 1  | 1  | 4  | 6  | 0  | 22 | 88-46  |
| 9/24                | @KC  | --  | 3 | 4 | 3.90 | 13 | 0  | 1.1  | 5  | 2  | 2  | 0  | 1  | 1  | 9  | 33-21  |
| Totals (13 G/13 GS) |      |     | 3 | 4 | 3.90 | 13 | 0  | 67.0 | 67 | 34 | 29 | 29 | 56 | 8  | -- | --     |

## JC RAMIREZ . #56 . RHP

| Date              | Opp  | Dec | W | L | ERA  | GS | CG | IP  | H  | R | ER | BB | SO | HR | BF | P-K   |
|-------------------|------|-----|---|---|------|----|----|-----|----|---|----|----|----|----|----|-------|
| 9/8               | TEX  | --  | 0 | 0 | 0.00 | 0  | 0  | 2.0 | 0  | 0 | 0  | 1  | 0  | 0  | 8  | 29-14 |
| 9/13              | COL  | --  | 0 | 0 | 0.00 | 0  | 0  | 1.0 | 0  | 0 | 0  | 0  | 1  | 0  | 3  | 18-16 |
| 9/19              | @TEX | --  | 0 | 0 | 0.00 | 0  | 0  | 0.1 | 1  | 0 | 0  | 1  | 0  | 0  | 3  | 13-6  |
| 9/22              | @KC  | --  | 0 | 0 | 2.08 | 0  | 0  | 1.0 | 2  | 1 | 1  | 0  | 1  | 0  | 5  | 18-11 |
| 9/24              | @KC  | --  | 0 | 0 | 1.70 | 0  | 0  | 1.0 | 1  | 0 | 0  | 2  | 0  | 0  | 6  | 30-14 |
| 9/29              | HOU  | --  | 0 | 0 | 2.84 | 0  | 0  | 1.0 | 1  | 1 | 1  | 1  | 0  | 0  | 5  | 20-9  |
| 9/30              | HOU  | BS  | 0 | 0 | 7.11 | 0  | 0  | 0.0 | 2  | 3 | 3  | 1  | 0  | 1  | 3  | 12-8  |
| 10/3              | OAK  | L   | 0 | 1 | 7.56 | 0  | 0  | 2.0 | 3  | 2 | 2  | 1  | 2  | 1  | 10 | 38-24 |
| Totals (8 G/0 GS) |      |     | 0 | 1 | 7.56 | 0  | 0  | 8.1 | 10 | 7 | 7  | 7  | 5  | 2  | -- | --    |

## JOSE RAMIREZ . #31 . RHP

| Date              | Opp  | Dec | W | L | ERA   | GS | CG | IP  | H | R | ER | BB | SO | HR | BF | P-K   |
|-------------------|------|-----|---|---|-------|----|----|-----|---|---|----|----|----|----|----|-------|
| 9/4               | @OAK | W   | 1 | 0 | 0.00  | 0  | 0  | 1.2 | 0 | 0 | 0  | 0  | 1  | 0  | 5  | 25-16 |
| 9/8               | TEX  | --  | 1 | 0 | 4.50  | 0  | 0  | 0.1 | 1 | 1 | 1  | 2  | 1  | 0  | 5  | 25-11 |
| 9/13              | COL  | --  | 1 | 0 | 3.86  | 0  | 0  | 0.1 | 0 | 0 | 0  | 1  | 0  | 0  | 2  | 9-4   |
| 9/19              | @TEX | --  | 1 | 0 | 13.48 | 0  | 0  | 0.1 | 4 | 3 | 3  | 1  | 0  | 0  | 6  | 24-14 |
| 9/24              | @KC  | --  | 1 | 0 | 11.56 | 0  | 0  | 2.0 | 4 | 5 | 2  | 2  | 1  | 0  | 14 | 48-29 |
| Totals (5 G/0 GS) |      |     | 1 | 0 | 11.56 | 0  | 0  | 4.2 | 9 | 6 | 6  | 6  | 3  | 0  | -- | --    |

## ROB RASMUSSEN . #50 . RHP

| Date | Opp  | Dec | W | L | ERA   | GS | CG | IP  | H | R | ER | BB | SO | HR | BF | P-K   |
|------|------|-----|---|---|-------|----|----|-----|---|---|----|----|----|----|----|-------|
| 8/3  | @COL | --  | 0 | 0 | ---   | 0  | 0  | 0.0 | 1 | 1 | 1  | 0  | 0  | 0  | 1  | 3-3   |
| 8/4  | @COL | W   | 1 | 0 | 6.92  | 0  | 0  | 1.1 | 0 | 0 | 0  | 0  | 2  | 0  | 4  | 22-14 |
| 8/5  | @COL | --  | 1 | 0 | 3.37  | 0  | 0  | 1.1 | 0 | 0 | 0  | 0  | 0  | 0  | 4  | 14-10 |
| 8/8  | TEX  | L   | 1 | 1 | 23.60 | 0  | 0  | 0.0 | 6 | 6 | 6  | 0  | 0  | 0  | 6  | 31-21 |
| 8/10 | BAL  | --  | 1 | 1 | 17.17 | 0  | 0  | 1.0 | 1 | 0 | 0  | 0  | 1  | 0  | 4  | 14-10 |
| 8/14 | @BOS | --  | 1 | 1 | 14.40 | 0  | 0  | 1.2 | 2 | 1 | 1  | 0  | 1  | 1  | 6  | 20-14 |
| 8/15 | @BOS | --  | 1 | 1 | 19.05 | 0  | 0  | 0.2 | 3 | 4 | 4  | 2  | 0  | 0  | 7  | 24-15 |
| 8/16 | @BOS | W   | 1 | 1 | 16.19 | 0  | 0  | 1.0 | 0 | 0 | 0  | 2  | 2  | 0  | 5  | 33-20 |
| 8/21 | CWS  | --  | 1 | 1 | 16.71 | 0  | 0  | 1.0 | 1 | 1 | 1  | 2  | 1  | 0  | 4  | 21-11 |

## Rob Rasmussen Continued:

|      |      |    |   |   |       |   |   |     |   |   |   |   |   |   |    |       |     |
|------|------|----|---|---|-------|---|---|-----|---|---|---|---|---|---|----|-------|-----|
| 8/24 | OAK  | -- | 1 | 1 | 14.63 | 0 | 0 | 1.0 | 2 | 1 | 0 | 0 | 2 | 0 | 5  | 20-13 |     |
| 8/29 | @CWS | H  | 1 | 1 | 14.05 | 0 | 0 | 0.1 | 0 | 0 | 0 | 0 | 0 | 0 | 0  | 1     | 5-3 |
| 8/30 | @CWS | H  | 1 | 1 | 13.49 | 0 | 0 | 0.1 | 1 | 0 | 0 | 0 | 0 | 1 | 0  | 2     | 6-5 |
| 8/31 | @HOU | -- | 1 | 1 | 13.50 | 0 | 0 | 2.0 | 4 | 3 | 3 | 0 | 2 | 0 | 10 | 35-23 |     |
| 9/7  | TEX  | -- | 1 | 1 | 12.71 | 0 | 0 | 0.2 | 0 | 0 | 0 | 1 | 1 | 0 | 2  | 15-6  |     |
| 9/14 | LAA  | -- | 1 | 1 | 11.68 | 0 | 0 | 1.0 | 1 | 0 | 0 | 0 | 0 | 0 | 4  | 17-9  |     |
| 9/19 | @TEX | -- | 1 | 1 | 11.37 | 0 | 0 | 0.1 | 0 | 0 | 0 | 0 | 0 | 0 | 1  | 2-2   |     |
| 9/24 | @KC  | BS | 1 | 1 | 11.77 | 0 | 0 | 0.1 | 2 | 1 | 1 | 0 | 1 | 1 | 3  | 14-9  |     |
| 9/25 | @LAA | -- | 1 | 1 | 10.93 | 0 | 0 | 1.0 | 1 |   |   |   |   |   |    |       |     |



# Pitching Lines

## Carson Smith Continued:

| Date                 | Opp  | Dec  | W | L | ERA  | GS | CG | IP   | H  | R  | ER | BB | SO | HR | BF    | P/K   |      |
|----------------------|------|------|---|---|------|----|----|------|----|----|----|----|----|----|-------|-------|------|
| 4/20                 | HOU  | --   | 0 | 0 | 0.00 | 0  | 0  | 1.0  | 0  | 0  | 0  | 0  | 1  | 2  | 0     | 4     | 14-9 |
| 4/21                 | HOU  | H    | 0 | 0 | 0.00 | 0  | 0  | 1.0  | 0  | 0  | 0  | 0  | 1  | 0  | 3     | 13-9  |      |
| 4/26                 | MIN  | --   | 0 | 0 | 0.00 | 0  | 0  | 1.0  | 0  | 0  | 0  | 0  | 1  | 0  | 3     | 19-12 |      |
| 4/27                 | @TEX | H    | 0 | 0 | 0.00 | 0  | 0  | 1.0  | 0  | 0  | 0  | 0  | 0  | 0  | 1     | 3-2   |      |
| 4/30                 | @HOU | --   | 0 | 0 | 0.00 | 0  | 0  | 1.0  | 0  | 0  | 0  | 0  | 0  | 0  | 3     | 8-6   |      |
| 5/3                  | @LAA | L    | 0 | 1 | 0.79 | 0  | 0  | 1.1  | 1  | 1  | 1  | 0  | 3  | 1  | 5     | 20-16 |      |
| 5/4                  | @HOU | H    | 0 | 1 | 0.73 | 0  | 0  | 1.0  | 1  | 0  | 0  | 0  | 0  | 4  | 10-8  |       |      |
| 5/6                  | @LAA | L    | 0 | 2 | 1.42 | 0  | 0  | 1.1  | 1  | 1  | 1  | 1  | 0  | 0  | 3     | 9-4   |      |
| 5/8                  | OAK  | W    | 1 | 2 | 1.23 | 0  | 0  | 2.0  | 0  | 0  | 0  | 0  | 3  | 7  | 30-20 |       |      |
| 5/13                 | SD   | --   | 1 | 2 | 1.15 | 0  | 0  | 1.0  | 0  | 0  | 0  | 0  | 2  | 0  | 3     | 11-7  |      |
| 5/14                 | BOS  | --   | 1 | 2 | 1.08 | 0  | 0  | 1.0  | 1  | 0  | 0  | 0  | 2  | 0  | 3     | 13-8  |      |
| 5/17                 | BOS  | --   | 1 | 2 | 1.02 | 0  | 0  | 1.0  | 0  | 0  | 0  | 0  | 1  | 0  | 3     | 15-10 |      |
| 5/20                 | @BAL | H    | 1 | 2 | 1.00 | 0  | 0  | 1.1  | 1  | 0  | 0  | 0  | 0  | 1  | 3     | 3-3   |      |
| 5/22                 | @TOR | H    | 1 | 2 | 0.95 | 0  | 0  | 1.0  | 1  | 0  | 0  | 1  | 0  | 4  | 12-7  |       |      |
| 5/23                 | @TOR | H    | 1 | 2 | 0.90 | 0  | 0  | 1.0  | 0  | 0  | 0  | 0  | 1  | 0  | 3     | 13-8  |      |
| 5/25                 | @TB  | H    | 1 | 2 | 0.86 | 0  | 0  | 1.0  | 0  | 0  | 0  | 0  | 1  | 0  | 4     | 16-8  |      |
| 5/31                 | CLE  | H    | 1 | 2 | 1.23 | 0  | 0  | 1.0  | 3  | 1  | 1  | 0  | 2  | 0  | 6     | 25-19 |      |
| 6/2                  | NYN  | H    | 1 | 2 | 1.17 | 0  | 0  | 1.0  | 0  | 0  | 0  | 0  | 2  | 0  | 3     | 10-7  |      |
| 6/5                  | TB   | --   | 1 | 2 | 1.13 | 0  | 0  | 1.0  | 0  | 0  | 0  | 0  | 0  | 0  | 4     | 15-8  |      |
| 6/6                  | TB   | S    | 1 | 2 | 1.08 | 0  | 0  | 1.0  | 0  | 0  | 0  | 0  | 1  | 0  | 3     | 10-8  |      |
| 6/9                  | @CLE | S    | 1 | 2 | 1.38 | 0  | 0  | 1.0  | 2  | 1  | 1  | 0  | 0  | 1  | 5     | 15-11 |      |
| 6/14                 | @HOU | --   | 1 | 2 | 1.67 | 0  | 0  | 1.0  | 2  | 1  | 1  | 0  | 3  | 0  | 5     | 22-14 |      |
| 6/17                 | SF   | S    | 1 | 2 | 1.65 | 0  | 0  | 1.0  | 0  | 0  | 0  | 0  | 1  | 0  | 1     | 5-3   |      |
| 6/19                 | HOU  | S    | 1 | 2 | 1.59 | 0  | 0  | 1.0  | 0  | 0  | 0  | 0  | 1  | 0  | 3     | 11-7  |      |
| 6/20                 | HOU  | S    | 1 | 2 | 1.52 | 0  | 0  | 1.1  | 0  | 0  | 0  | 0  | 2  | 0  | 4     | 13-8  |      |
| 6/26                 | @LAA | H    | 1 | 2 | 1.48 | 0  | 0  | 1.2  | 1  | 0  | 0  | 1  | 0  | 0  | 3     | 10-6  |      |
| 6/28                 | @LAA | --   | 1 | 2 | 1.45 | 0  | 0  | 1.0  | 0  | 0  | 0  | 0  | 1  | 0  | 2     | 8-6   |      |
| 7/3                  | @OAK | --   | 1 | 2 | 1.97 | 0  | 0  | 1.0  | 3  | 2  | 2  | 0  | 1  | 0  | 6     | 19-10 |      |
| 7/6                  | DET  | --   | 1 | 2 | 1.91 | 0  | 0  | 1.0  | 0  | 0  | 0  | 0  | 2  | 0  | 3     | 10-7  |      |
| 7/7                  | DET  | --   | 1 | 2 | 1.80 | 0  | 0  | 2.0  | 1  | 0  | 0  | 0  | 5  | 0  | 8     | 36-23 |      |
| 7/9                  | LAA  | S    | 1 | 2 | 1.78 | 0  | 0  | 1.0  | 0  | 0  | 0  | 0  | 0  | 1  | 2     | 2-2   |      |
| 7/12                 | LAA  | --   | 1 | 2 | 1.73 | 0  | 0  | 1.0  | 1  | 0  | 0  | 0  | 2  | 0  | 4     | 14-10 |      |
| 7/18                 | @NYN | S    | 1 | 2 | 1.93 | 0  | 0  | 1.0  | 1  | 1  | 1  | 0  | 2  | 0  | 5     | 30-18 |      |
| 7/21                 | @DET | S    | 1 | 2 | 1.86 | 0  | 0  | 1.1  | 0  | 0  | 0  | 1  | 1  | 0  | 5     | 21-13 |      |
| 7/23                 | @DET | --   | 1 | 2 | 1.82 | 0  | 0  | 1.0  | 0  | 0  | 0  | 0  | 1  | 0  | 3     | 16-9  |      |
| 7/24                 | TOR  | S    | 1 | 2 | 1.77 | 0  | 0  | 1.0  | 0  | 0  | 0  | 0  | 1  | 0  | 3     | 11-7  |      |
| 7/25                 | TOR  | L    | 1 | 3 | 2.21 | 0  | 0  | 2.2  | 2  | 2  | 2  | 0  | 0  | 4  | 15-5  |       |      |
| 7/27                 | ARI  | L    | 1 | 4 | 2.41 | 0  | 0  | 1.1  | 1  | 1  | 1  | 0  | 2  | 1  | 0     | 4     | 17-6 |
| 8/1                  | @MIN | BS,L | 1 | 5 | 2.81 | 0  | 0  | 2.2  | 2  | 2  | 2  | 1  | 1  | 0  | 5     | 17-8  |      |
| 8/2                  | @MIN | --   | 1 | 5 | 2.79 | 0  | 0  | 1.1  | 0  | 0  | 0  | 0  | 1  | 0  | 1     | 6-4   |      |
| 8/3                  | @COL | S    | 1 | 5 | 2.93 | 0  | 0  | 1.0  | 3  | 1  | 1  | 0  | 2  | 0  | 6     | 21-14 |      |
| 8/4                  | @COL | H    | 1 | 5 | 2.89 | 0  | 0  | 1.0  | 0  | 0  | 0  | 0  | 0  | 1  | 4     | 3-3   |      |
| 8/7                  | TEX  | S    | 1 | 5 | 2.82 | 0  | 0  | 1.0  | 1  | 0  | 0  | 0  | 1  | 0  | 4     | 13-9  |      |
| 8/9                  | TEX  | S    | 1 | 5 | 2.76 | 0  | 0  | 1.0  | 1  | 0  | 0  | 0  | 1  | 0  | 5     | 15-11 |      |
| 8/11                 | BAL  | --   | 1 | 5 | 2.66 | 0  | 0  | 1.2  | 0  | 0  | 0  | 1  | 3  | 0  | 6     | 19-11 |      |
| 8/16                 | @BOS | BS   | 1 | 5 | 2.92 | 0  | 0  | 2.0  | 3  | 2  | 2  | 3  | 4  | 0  | 11    | 40-24 |      |
| 8/18                 | @TEX | S    | 1 | 5 | 2.86 | 0  | 0  | 1.0  | 0  | 0  | 0  | 0  | 1  | 0  | 3     | 16-9  |      |
| 8/22                 | CWS  | BS   | 1 | 5 | 3.16 | 0  | 0  | 1.0  | 2  | 2  | 2  | 1  | 0  | 0  | 6     | 20-14 |      |
| 8/23                 | CWS  | H    | 1 | 5 | 3.08 | 0  | 0  | 1.1  | 0  | 0  | 0  | 0  | 0  | 0  | 4     | 10-9  |      |
| 8/25                 | OAK  | H    | 1 | 5 | 3.00 | 0  | 0  | 1.1  | 1  | 0  | 0  | 1  | 2  | 0  | 6     | 17-12 |      |
| 8/28                 | @CWS | H    | 1 | 5 | 2.91 | 0  | 0  | 1.2  | 1  | 0  | 0  | 0  | 0  | 0  | 5     | 18-12 |      |
| 8/30                 | @CWS | BS   | 1 | 5 | 2.83 | 0  | 0  | 1.2  | 2  | 1  | 0  | 0  | 3  | 0  | 8     | 28-20 |      |
| 9/1                  | @HOU | H    | 1 | 5 | 2.78 | 0  | 0  | 1.0  | 1  | 0  | 0  | 0  | 3  | 0  | 4     | 15-10 |      |
| 9/2                  | @HOU | W    | 2 | 5 | 2.76 | 0  | 0  | 1.0  | 0  | 0  | 0  | 0  | 1  | 0  | 1     | 7-4   |      |
| 9/4                  | @OAK | H    | 2 | 5 | 2.70 | 0  | 0  | 1.1  | 3  | 0  | 0  | 0  | 1  | 0  | 7     | 21-17 |      |
| 9/9                  | TEX  | --   | 2 | 5 | 2.66 | 0  | 0  | 1.0  | 0  | 0  | 0  | 0  | 1  | 0  | 3     | 9-5   |      |
| 9/12                 | COL  | --   | 2 | 5 | 2.61 | 0  | 0  | 1.0  | 1  | 0  | 0  | 0  | 2  | 0  | 4     | 16-10 |      |
| 9/16                 | LAA  | H    | 2 | 5 | 2.57 | 0  | 0  | 1.0  | 2  | 0  | 0  | 0  | 2  | 0  | 5     | 13-12 |      |
| 9/18                 | @TEX | H    | 2 | 5 | 2.53 | 0  | 0  | 1.0  | 0  | 0  | 0  | 1  | 1  | 0  | 5     | 24-13 |      |
| 9/23                 | @KC  | H    | 2 | 5 | 2.48 | 0  | 0  | 1.1  | 0  | 0  | 0  | 0  | 3  | 0  | 6     | 22-12 |      |
| 9/26                 | @LAA | --   | 2 | 5 | 2.43 | 0  | 0  | 1.1  | 0  | 0  | 0  | 0  | 3  | 0  | 4     | 17-11 |      |
| 9/27                 | @LAA | --   | 2 | 5 | 2.41 | 0  | 0  | 1.0  | 0  | 0  | 0  | 0  | 1  | 0  | 3     | 8-6   |      |
| 9/29                 | HOU  | --   | 2 | 5 | 2.36 | 0  | 0  | 1.1  | 0  | 0  | 0  | 0  | 1  | 0  | 4     | 13-10 |      |
| 10/3                 | OAK  | H    | 2 | 5 | 2.31 | 0  | 0  | 1.1  | 0  | 0  | 0  | 1  | 1  | 0  | 4     | 20-8  |      |
| Totals (70 G / 0 GS) |      |      | 2 | 5 | 2.31 | 0  | 0  | 70.0 | 49 | 19 | 18 | 22 | 92 | 2  | --    | --    |      |

## JESUS SUCRE . #2 . RHP

| Date              | Opp  | Dec | W | L | ERA   | GS | CG | IP  | H | R | ER | BB | SO | HR | BF | P-K   |
|-------------------|------|-----|---|---|-------|----|----|-----|---|---|----|----|----|----|----|-------|
| 6/12              | @HOU | --  | 0 | 0 | 0.00  | 0  | 0  | 1.0 | 1 | 0 | 0  | 0  | 0  | 0  | 3  | 7-4   |
| 8/15              | @BOS | --  | 0 | 0 | 13.50 | 0  | 0  | 1.0 | 5 | 3 | 3  | 0  | 0  | 1  | 8  | 19-15 |
| Totals (2 G/0 GS) |      |     | 0 | 0 | 13.50 | 0  | 0  | 2.0 | 6 | 3 | 3  | 0  | 0  | 1  | -- | --    |

## TAIJUAN WALKER . #32 . RHP

| Date | Opp  | Dec | W | L | ERA   | GS | CG | IP  | H | R | ER | BB | SO | HR | BF | P/K    |
|------|------|-----|---|---|-------|----|----|-----|---|---|----|----|----|----|----|--------|
| 4/10 | @OAK | L   | 0 | 1 | 24.30 | 1  | 0  | 3.1 | 9 | 9 | 9  | 2  | 3  | 1  | 21 | 77-48  |
| 4/15 | @LAD | L   | 0 | 2 | 17.18 | 2  | 0  | 4.0 | 6 | 5 | 5  | 4  | 3  | 0  | 22 | 76-46  |
| 4/21 | HOU  | --  | 0 | 2 | 10.66 | 3  | 0  | 5.1 | 4 | 1 | 1  | 4  | 8  | 0  | 25 | 101-62 |
| 4/27 | @TEX | W   | 1 | 2 | 6.86  | 4  | 0  | 7.0 | 6 | 1 | 0  | 1  | 5  | 0  | 27 | 92-62  |
| 5/2  | @HOU | L   | 1 | 3 | 8.74  | 5  | 0  | 3.0 | 9 | 8 | 7  | 1  | 2  | 3  | 19 | 70-45  |
| 5/8  | OAK  | --  | 1 | 3 | 8.13  | 6  | 0  | 5.0 | 5 | 3 | 3  | 2  | 6  | 1  | 22 | 97-59  |
| 5/13 | SD   | L   | 1 | 4 | 7.22  | 7  | 0  | 6.0 | 4 | 2 | 2  | 1  | 6  | 1  | 23 | 102-63 |
| 5/19 | @BAL | --  | 1 | 4 | 7.47  | 8  | 0  | 3.2 | 7 | 4 | 4  | 4  | 3  | 0  | 21 | 74-42  |
| 5/24 | @TOR | L   | 1 | 5 | 7.33  | 9  | 0  | 6.0 | 6 | 4 | 4  | 4  | 3  | 2  | 27 | 97-58  |
| 5/29 | CLE  | W   | 2 | 5 | 6.18  | 10 | 0  | 8.0 | 2 | 0 | 0  | 0  | 8  | 0  | 25 | 102-76 |
| 6/3  | NYN  | L   | 2 | 6 | 5.80  | 11 | 0  | 8.0 | 5 | 3 | 3  | 1  | 7  | 2  | 30 | 108-76 |
| 6/10 | @CLE | W   | 3 | 6 | 5.40  | 12 | 0  | 6.0 | 8 | 1 | 1  | 2  | 6  | 0  | 27 | 92-63  |
| 6/15 | @SF  | W   | 4 | 6 | 5.00  | 13 | 0  | 7.0 | 7 | 1 | 1  | 0  | 6  | 0  | 28 | 98-97  |
| 6/20 | HOU  | W   | 5 | 6 | 4.94  | 14 | 0  | 6.1 | 5 | 3 | 3  | 0  | 11 | 2  | 24 | 94-64  |
| 6/26 | @LAA | W   | 6 | 6 | 4.64  | 15 | 0  | 7.0 | 7 | 1 | 1  | 0  | 6  | 1  | 28 | 96-65  |

## Taijuan Walker Continued:

|                     |      |    |    |   |      |    |   |       |     |   |   |   |    |   |    |        |
|---------------------|------|----|----|---|------|----|---|-------|-----|---|---|---|----|---|----|--------|
| 7/1                 | @SD  | W  | 7  | 6 | 4.34 | 16 | 0 | 6.0   | 1   | 0 | 0 | 0 | 7  | 0 | 20 | 76-52  |
| 7/7                 | DET  | -- | 7  | 6 | 4.53 | 17 | 0 | 6.0   | 6   | 5 | 5 | 1 | 3  | 3 | 23 | 87-56  |
| 7/12                | LAA  | L  | 7  | 7 | 4.84 | 18 | 0 | 5.0   | 7   | 7 | 6 | 0 | 7  | 0 | 24 | 87-64  |
| 7/21                | @DET | -- | 7  | 7 | 5.06 | 19 | 0 | 4.1   | 7   | 6 | 5 | 0 | 4  | 2 | 22 | 78-52  |
| 7/26                | TOR  | -- | 7  | 7 | 5.03 | 20 | 0 | 6.0   | 6   | 4 | 3 | 3 | 6  | 1 | 24 | 98-57  |
| 7/31                | @MIN | W  | 8  | 7 | 4.73 | 21 | 1 | 9.0   | 1   | 1 | 1 | 1 | 11 | 1 | 30 | 101-77 |
| 8/5                 | @COL | -- | 8  | 7 | 4.67 | 22 | 1 | 7.1   | 5   | 3 | 3 | 3 | 5  | 1 | 29 | 101-63 |
| 8/11                | BAL  | -- | 8  | 7 | 4.60 | 23 | 1 | 6.0   | 5   | 2 | 2 | 1 | 6  | 0 | 24 | 101-68 |
| 8/17                | @TEX | -- | 8  | 7 | 4.60 | 24 | 1 | 6.0   | 10  | 3 | 3 | 1 | 3  | 0 | 28 | 96-62  |
| 8/23                | CWS  | W  | 9  | 7 | 4.73 | 25 | 1 | 5.2   | 7   | 5 | 5 | 0 | 4  | 1 | 23 | 87-54  |
| 8/28                | @CWS | W  | 10 | 7 | 4.53 | 26 | 1 | 6.1   | 3   | 0 | 0 | 1 | 6  | 0 | 23 | 86-57  |
| 9/2                 | @HOU | -- | 10 | 7 | 4.51 | 27 | 1 | 6.2   | 5   | 3 | 3 | 3 | 3  | 0 | 27 | 105-62 |
| 9/8                 | TEX  | L  | 10 | 8 | 4.70 | 28 | 1 | 3.0   | 6   | 6 | 5 | 0 | 2  | 3 | 16 | 59-36  |
| 9/14                | LAA  | W  | 11 | 8 | 4.56 | 29 | 1 | 7.0   | 4   | 1 | 1 | 0 | 7  | 0 | 24 | 96-68  |
| Totals (29 G/29 GS) |      |    | 11 | 8 | 4.56 | 29 | 1 | 169.2 | 163 |   |   |   |    |   |    |        |



# Career MLB Statistics (through 2015 season)



| PLAYER              | AVG  | G    | AB   | R   | H    | TB   | 2B  | 3B | HR  | RBI | SH | SF | HB | BB  | SO   | SB | CS | SLG  | OBP  |
|---------------------|------|------|------|-----|------|------|-----|----|-----|-----|----|----|----|-----|------|----|----|------|------|
| BARON, Steven       | .000 | 4    | 11   | 0   | 0    | 0    | 0   | 0  | 0   | 0   | 0  | 0  | 0  | 0   | 2    | 0  | 0  | .000 | .000 |
| CANÓ, Robinson      | .307 | 1687 | 6555 | 958 | 2015 | 3240 | 446 | 31 | 239 | 983 | 10 | 48 | 63 | 454 | 864  | 50 | 37 | .494 | .356 |
| CRUZ, Nelson        | .273 | 1115 | 4094 | 581 | 1118 | 2088 | 225 | 11 | 241 | 690 | 2  | 27 | 27 | 364 | 1015 | 72 | 30 | .510 | .334 |
| FLORES, Ramon       | .219 | 12   | 32   | 3   | 7    | 8    | 1   | 0  | 0   | 0   | 1  | 0  | 0  | 0   | 4    | 0  | 0  | .250 | .219 |
| GUTIERREZ, Franklin | .258 | 821  | 2728 | 353 | 704  | 1106 | 138 | 9  | 82  | 314 | 31 | 19 | 19 | 192 | 635  | 77 | 18 | .405 | .309 |
| HICKS, John         | .063 | 17   | 32   | 1   | 2    | 3    | 1   | 0  | 0   | 1   | 1  | 0  | 0  | 1   | 18   | 1  | 1  | .094 | .091 |
| JONES, James        | .238 | 136  | 341  | 47  | 81   | 101  | 10  | 5  | 0   | 9   | 4  | 0  | 0  | 14  | 80   | 28 | 2  | .296 | .268 |
| MARTE, Ketel        | .283 | 57   | 219  | 25  | 62   | 88   | 14  | 3  | 2   | 17  | 2  | 2  | 0  | 24  | 43   | 8  | 4  | .402 | .351 |
| MILLER, Brad        | .248 | 343  | 1111 | 132 | 275  | 438  | 48  | 14 | 29  | 118 | 9  | 11 | 5  | 105 | 248  | 22 | 9  | .394 | .313 |
| MONTERO, Jesus      | .253 | 226  | 806  | 73  | 204  | 321  | 31  | 1  | 28  | 104 | 0  | 8  | 3  | 48  | 172  | 0  | 3  | .398 | .295 |
| MORRISON, Logan     | .246 | 608  | 2088 | 247 | 513  | 869  | 108 | 19 | 70  | 254 | 1  | 11 | 20 | 235 | 404  | 16 | 8  | .416 | .326 |
| O'MALLEY, Shawn     | .241 | 35   | 58   | 13  | 14   | 18   | 1   | 0  | 1   | 8   | 2  | 1  | 0  | 12  | 22   | 5  | 0  | .310 | .366 |
| ROMERO, Stefan      | .192 | 85   | 198  | 25  | 38   | 61   | 7   | 2  | 4   | 14  | 2  | 1  | 6  | 7   | 54   | 0  | 4  | .308 | .241 |
| SEAGER, Kyle        | .263 | 688  | 2604 | 319 | 685  | 1131 | 144 | 7  | 96  | 338 | 5  | 18 | 27 | 233 | 484  | 38 | 20 | .434 | .328 |
| SMITH, Seth         | .263 | 1001 | 2874 | 413 | 755  | 1298 | 190 | 31 | 97  | 363 | 2  | 25 | 24 | 347 | 629  | 20 | 7  | .452 | .344 |
| SUCRE, Jesus        | .178 | 81   | 214  | 14  | 38   | 49   | 8   | 0  | 1   | 15  | 12 | 1  | 0  | 8   | 39   | 0  | 0  | .229 | .206 |
| TAYLOR, Travis      | .239 | 84   | 230  | 25  | 55   | 68   | 11  | 1  | 0   | 10  | 3  | 1  | 2  | 17  | 70   | 8  | 4  | .296 | .296 |
| TRUMBO, Mark        | .250 | 690  | 2554 | 317 | 639  | 1170 | 118 | 10 | 131 | 409 | 0  | 16 | 10 | 180 | 686  | 20 | 14 | .458 | .300 |
| ZUNINO, Mike        | .193 | 295  | 961  | 101 | 185  | 339  | 36  | 2  | 38  | 102 | 8  | 7  | 25 | 54  | 339  | 1  | 4  | .353 | .252 |

| PITCHER          | W-L     | ERA  | G   | GS  | CG | SHO | SV | IP     | H    | R   | ER  | HR  | HB | BB  | SO   | WP  | BK |
|------------------|---------|------|-----|-----|----|-----|----|--------|------|-----|-----|-----|----|-----|------|-----|----|
| BEIMEL, Joe      | 29-34   | 4.06 | 676 | 23  | 0  | 0   | 5  | 680.0  | 719  | 331 | 307 | 66  | 22 | 272 | 379  | 26  | 7  |
| ELIAS, Roenis    | 15-20   | 3.97 | 51  | 49  | 1  | 1   | 0  | 279.0  | 257  | 134 | 123 | 31  | 20 | 108 | 240  | 7   | 5  |
| FARQUHAR, Danny  | 4-12    | 3.96 | 158 | 0   | 0  | 0   | 17 | 179.2  | 159  | 89  | 79  | 16  | 5  | 63  | 209  | 9   | 4  |
| FURBUSH, Charlie | 13-24   | 3.97 | 247 | 12  | 0  | 0   | 1  | 260.2  | 222  | 130 | 115 | 30  | 16 | 89  | 268  | 17  | 1  |
| GUAPE, Mayckol   | 0-3     | 5.40 | 21  | 0   | 0  | 0   | 0  | 26.2   | 34   | 19  | 16  | 5   | 3  | 13  | 22   | 1   | 0  |
| HERNANDEZ, Felix | 143-101 | 3.11 | 334 | 334 | 25 | 11  | 0  | 2262.1 | 2019 | 870 | 783 | 184 | 71 | 630 | 2142 | 126 | 7  |
| IWAKUMA, Hisashi | 47-25   | 3.17 | 111 | 97  | 1  | 1   | 2  | 653.2  | 580  | 241 | 230 | 80  | 8  | 127 | 551  | 18  | 0  |
| KENSING, Logan   | 10-10   | 5.8  | 154 | 3   | 0  | 0   | 2  | 177    | 187  | 114 | 114 | 30  | 10 | 96  | 157  | 15  | 1  |
| MONTGOMERY, Mike | 4-6     | 4.6  | 16  | 16  | 2  | 2   | 0  | 90     | 92   | 49  | 46  | 11  | 4  | 37  | 64   | 10  | 0  |
| NUÑO, Vidal      | 4-19    | 4.12 | 71  | 41  | 0  | 0   | 0  | 270.2  | 263  | 132 | 124 | 42  | 12 | 74  | 219  | 8   | 2  |
| OLMOS, Edgar     | 1-1     | 5.21 | 11  | 2   | 0  | 0   | 0  | 19     | 23   | 17  | 11  | 3   | 1  | 11  | 6    | 1   | 0  |
| OLSON, Tyler     | 1-1     | 5.4  | 11  | 0   | 0  | 0   | 0  | 13.1   | 18   | 8   | 8   | 2   | 1  | 10  | 8    | 0   | 2  |
| PAXTON, James    | 12-8    | 3.16 | 30  | 30  | 0  | 0   | 0  | 165    | 142  | 68  | 58  | 13  | 1  | 65  | 136  | 12  | 0  |
| RAMIREZ, JC      | 1-3     | 6.42 | 38  | 0   | 0  | 0   | 0  | 47.2   | 55   | 36  | 34  | 9   | 1  | 26  | 32   | 1   | 0  |
| RAMIREZ, Jose    | 1-2     | 8.66 | 16  | 0   | 0  | 0   | 0  | 17.2   | 26   | 20  | 17  | 2   | 5  | 17  | 15   | 3   | 0  |
| RASMUSSEN, Rob   | 2-1     | 7.09 | 30  | 0   | 0  | 0   | 0  | 26.2   | 34   | 22  | 21  | 3   | 2  | 15  | 30   | 6   | 0  |
| ROLLINS, David   | 0-2     | 7.56 | 20  | 0   | 0  | 0   | 0  | 25     | 37   | 21  | 21  | 3   | 2  | 8   | 21   | 0   | 0  |
| SMITH, Carson    | 3-5     | 2.07 | 79  | 0   | 0  | 0   | 13 | 78.1   | 51   | 19  | 18  | 2   | 7  | 25  | 102  | 6   | 0  |
| WALKER, Taijuan  | 14-11   | 4.16 | 40  | 37  | 2  | 0   | 0  | 222.2  | 205  | 111 | 103 | 27  | 12 | 62  | 203  | 6   | 2  |
| WILHELMSEN, Tom  | 11-10   | 2.97 | 267 | 2   | 0  | 0   | 67 | 312.1  | 232  | 111 | 103 | 18  | 9  | 140 | 294  | 21  | 1  |
| ZYCH, Tony       | 0-0     | 2.45 | 13  | 1   | 0  | 0   | 0  | 18.1   | 17   | 6   | 5   | 1   | 2  | 3   | 24   | 1   | 0  |

## Single-Season Record Book

| Category          | Club Record                              | 2015 Leader                            |
|-------------------|--|--|
| Batting average   | Ichiro Suzuki, 2004 -- .372              | Nelson Cruz -- .302                    |
| Hits              | Ichiro Suzuki, 2004 -- 262               | Robinson Canó -- 179                   |
| Runs              | Alex Rodriguez, 1996 -- 141              | Nelson Cruz -- 90                      |
| Home runs         | Ken Griffey Jr., 1997, 1998 -- 56        | Nelson Cruz -- 44                      |
| Doubles           | Alex Rodriguez, 1996 -- 54               | Kyle Seager -- 37                      |
| Triples           | Ichiro Suzuki, 2005 -- 12                | Seth Smith -- 5                        |
| Extra Base Hits   | Ken Griffey Jr., 1997 -- 93              | Nelson Cruz -- 67                      |
| RBI               | Ken Griffey Jr., 1997 -- 147             | Nelson Cruz -- 93                      |
| Stolen Bases      | Harold Reynolds, 1987 -- 60              | Austin Jackson -- 15                   |
| Walks             | Edgar Martinez, 1996 -- 123              | Nelson Cruz -- 59                      |
| Strikeouts        | Mike Cameron, 2002 -- 176                | Nelson Cruz -- 164                     |
| Category          | Club Record                              | 2015 Leader                            |
| Wins              | Jamie Moyer, 2003 -- 21                  | Felix Hernandez -- 18                  |
| Losses            | M. Moore, 1987 & M. Young, 1985 -- 19    | Felix Hernandez -- 9                   |
| Low ERA (starter) | Felix Hernandez, 2014 -- 2.14            | Felix Hernandez -- 3.53                |
| Low ERA (relief)  | J.J. Putz, 2007 -- 1.38                  | Carson Smith -- 2.31                   |
| Strikeouts        | Randy Johnson, 1993 -- 308               | Felix Hernandez -- 191                 |
| Walks             | Randy Johnson, 1991 -- 152               | Felix Hernandez -- 58                  |
| HR Allowed        | Jamie Moyer, 2004 -- 44                  | Taijuan Walker -- 25                   |
| Saves             | Fernando Rodney, 2014 -- 48              | Fernando Rodney -- 16                  |
| Games             | Ed Vande Berg, 1982 -- 78                | Carson Smith -- 70                     |
| Starts            | Mike Moore, 1986 - 37                    | Felix Hernandez -- 31                  |
| Complete Games    | M. Langston, 1987 & M. Moore, 1985 -- 14 | Felix Hernandez & Mike Montgomery -- 2 |
| Shutouts          | D. Fleming, 1992 & R. Johnson, 1994 -- 4 | Felix Hernandez & Mike Montgomery -- 2 |
| Quality Starts    | Felix Hernandez, 2010 -- 30              | Felix Hernandez -- 20                  |



# Statistical Breakdown

## SCORE BY INNINGS

|          | 1   | 2  | 3  | 4  | 5  | 6  | 7  | 8  | 9  | X  | Total |
|----------|-----|----|----|----|----|----|----|----|----|----|-------|
| Mariners | 91  | 52 | 95 | 86 | 82 | 61 | 63 | 69 | 43 | 14 | 656   |
| Opponent | 103 | 79 | 80 | 95 | 59 | 83 | 70 | 71 | 57 | 29 | 726   |

## HOME RUN BREAKDOWN

| RECORD BY HOME RUN...    | 0     | 1     | 2     | 3   | 4   | 5   | 6   |    |    |    |    |   |
|--------------------------|-------|-------|-------|-----|-----|-----|-----|----|----|----|----|---|
|                          | 11-33 | 30-33 | 21-17 | 8-1 | 3-2 | 1-0 | 1-0 |    |    |    |    |   |
| HOME RUNS BY POSITION... | Total | C     | 1B    | 2B  | 3B  | SS  | LF  | CF | RF | DH | PH | P |
|                          | 198   | 12    | 24    | 20  | 26  | 8   | 28  | 13 | 35 | 27 | 5  | 0 |

**Grand Slams (4):** Seager, 5/26 at TB & 6/10 at CLE, Jackson, 7/7 vs. DET, Gutierrez, 7/21 at DET  
**Back-to-Back (10):** Cruz & Seager, 4/13 at LAD (4th inn.); Canó & Cruz, 4/14 at LAD (1st inn.); Morrison & Zunino, 5/2 at HOU (2nd inn.); Jackson & Gutierrez, 7/7 vs. DET (3rd inn.); Seager & Cruz, 8/3 at COL (2nd inn.); Cruz & Canó 8/7 vs. TEX (6th inn.); Canó & Gutierrez, 8/16 at BOS (1st inn.); Seager & Cruz 8/26 vs. OAK (8th inn.); Canó & Gutierrez, 9/20 at TEX (5th inn.); Seager & Cruz, 9/30 vs. HOU (5th inn.)

**Inside-the-Park (0):** None

**Pinch-Hit (4):** Weeks, 4/12 at OAK; S. Smith, 7/12 vs. LAA; Gutierrez, 7/21 at DET; Morrison, 9/1 at HOU; Trumbo, 9/27 at LAA

**Leadoff (3):** Jackson, 4/19 vs. TEX & 7/26 vs. TOR; S. Smith, 5/19 at BAL; Morrison, 7/9 vs. LAA

**Game-Ending (2):** Gutierrez, 7/26 vs. TOR; Morrison, 5/8 vs. OAK

**Game-Winning in Last AB on Road (3):** Cruz, 4/12 at OAK & 5/27 at TB; Seager, 5/26 at TB

**Multi (12): N.** Cruz-4: 4/13 at LAD (2), 4/19 vs. TEX (2), 5/2 at HOU (2), 7/22 at DET (2); M. Zunino-1: 5/12 vs. SD (2); B. Miller-1: 5/16 vs. BOS (2); K. Seager-2: 5/26 at TB (2) & 7/17 at NYY (2); L. Morrison-1: 6/13 at HOU; R. Canó-2: 7/18 at NYY (2) & 9/22 at KC; F. Gutierrez-1: 8/16 at BOS (1); Trumbo-1: 8/31 at HOU

| Player      | Solo       | 2R        | 3R                  | GS       | Total      |
|-------------|------------|-----------|---------------------|----------|------------|
| Ackley      | 3          | 3         | --                  | --       | 6          |
| Canó        | 9          | 8         | 4                   | --       | 21         |
| Cruz        | 31         | 9         | 4                   | --       | 44         |
| Gutierrez   | 10         | 2         | 2                   | 1        | 15         |
| Jackson     | 3          | 4         | --                  | 1        | 8          |
| Marte       | 2          | --        | --                  | --       | 2          |
| Miller      | 8          | 3         | --                  | --       | 11         |
| Montero     | 2          | 2         | 1                   | --       | 5          |
| Morrison    | 9          | 5         | 3                   | --       | 17         |
| O'Malley    | 1          | --        | --                  | --       | 1          |
| Ruggiano    | 1          | 1         | --                  | --       | 2          |
| Romero      | --         | 1         | --                  | --       | 1          |
| Seager      | 13         | 9         | 2                   | 2        | 26         |
| Smith       | 7          | 5         | --                  | --       | 12         |
| Sucre       | 1          | --        | --                  | --       | 1          |
| Trumbo      | 6          | 3         | 2                   | --       | 13         |
| Weeks       | 1          | --        | 1                   | --       | 2          |
| Zunino      | 10         | 1         | --                  | --       | 11         |
| <b>Team</b> | <b>117</b> | <b>58</b> | <b>19</b>           | <b>4</b> | <b>198</b> |
|             |            |           | <b>Runs via HR:</b> |          | <b>306</b> |

## STARTS BY POSITION (Team Record)

|            | 1B    | 2B    | SS    | 3B    | LF    | CF    | RF    | C     | DH    |
|------------|-------|-------|-------|-------|-------|-------|-------|-------|-------|
| Ackley     | --    | 0-1   | --    | --    | 13-23 | 6-10  | --    | --    | --    |
| Baron      | --    | --    | --    | --    | --    | --    | --    | 2-2   | --    |
| Bloomquist | 1-2   | 1-1   | 2-3   | 1-1   | 2-1   | --    | 1-0   | --    | --    |
| Canó       | --    | 70-79 | --    | --    | --    | --    | --    | --    | 4-2   |
| Castillo   | --    | --    | --    | --    | --    | --    | --    | 1-3   | 1-0   |
| Cruz       | --    | --    | --    | --    | --    | --    | 40-40 | --    | 29-43 |
| Gutierrez  | --    | --    | --    | --    | 13-23 | --    | --    | --    | 4-2   |
| Hicks      | --    | --    | --    | --    | --    | --    | --    | 5-5   | --    |
| Jackson    | --    | --    | --    | --    | --    | 43-56 | --    | --    | --    |
| Jones      | --    | --    | --    | --    | --    | 2-4   | --    | --    | --    |
| Marte      | --    | 2-1   | 24-25 | --    | --    | 2-0   | --    | --    | --    |
| Miller     | --    | 2-3   | 39-44 | 0-1   | 6-3   | 10-10 | 0-1   | --    | 3-3   |
| Montero    | 10-15 | --    | --    | --    | --    | --    | --    | 2-5   | --    |
| Morrison   | 57-58 | --    | --    | --    | 0-1   | --    | 0-1   | --    | --    |
| O'Malley   | --    | --    | --    | --    | 1-0   | 6-4   | 0-1   | --    | --    |
| Romero     | --    | --    | --    | --    | --    | 1-0   | 3-1   | --    | --    |
| Ruggiano   | --    | --    | --    | --    | 1-2   | 6-2   | 3-1   | --    | --    |
| Seager     | --    | --    | --    | 75-84 | --    | --    | --    | --    | --    |
| Smith      | --    | --    | --    | --    | 28-23 | --    | 18-22 | --    | 8-8   |
| Sucre      | --    | --    | --    | --    | --    | --    | --    | 20-23 | --    |
| Taylor     | --    | 1-1   | 11-14 | --    | --    | --    | --    | --    | --    |
| Trumbo     | 8-11  | --    | --    | --    | 7-5   | --    | 11-19 | --    | 16-14 |
| Weeks      | --    | --    | --    | --    | 5-5   | --    | --    | --    | 4-4   |
| Zunino     | --    | --    | --    | --    | --    | --    | --    | 48-53 | --    |

## STARTS BY BATTING ORDER (Team Record)

|            | 1     | 2     | 3     | 4     | 5     | 6     | 7     | 8     | 9     |
|------------|-------|-------|-------|-------|-------|-------|-------|-------|-------|
| Ackley     | --    | 0-1   | --    | --    | 13-23 | 6-10  | --    | --    | --    |
| Baron      | --    | --    | --    | --    | --    | --    | --    | 2-2   | --    |
| Bloomquist | 1-2   | 1-1   | 2-3   | 1-1   | 2-1   | --    | 1-0   | --    | --    |
| Canó       | --    | 70-79 | --    | --    | --    | --    | --    | --    | 4-2   |
| Castillo   | --    | --    | --    | --    | --    | --    | --    | 1-3   | 1-0   |
| Cruz       | --    | --    | --    | --    | --    | --    | 40-40 | --    | 29-43 |
| Gutierrez  | --    | --    | --    | --    | 13-23 | --    | --    | --    | 4-2   |
| Hicks      | --    | --    | --    | --    | --    | --    | --    | 5-5   | --    |
| Jackson    | --    | --    | --    | --    | --    | 43-56 | --    | --    | --    |
| Jones      | --    | --    | --    | --    | --    | 2-4   | --    | --    | --    |
| Marte      | --    | 2-1   | 24-25 | --    | --    | 2-0   | --    | --    | --    |
| Miller     | --    | 2-3   | 39-44 | 0-1   | 6-3   | 10-10 | 0-1   | --    | 3-3   |
| Montero    | 10-15 | --    | --    | --    | --    | --    | --    | --    | 2-5   |
| Morrison   | 57-58 | --    | --    | --    | 0-1   | --    | 0-1   | --    | --    |
| O'Malley   | --    | --    | --    | --    | 1-0   | 6-4   | 0-1   | --    | --    |
| Romero     | --    | --    | --    | --    | --    | 1-0   | 3-1   | --    | --    |
| Ruggiano   | --    | --    | --    | --    | 1-2   | 6-2   | 3-1   | --    | --    |
| Seager     | --    | --    | --    | 75-84 | --    | --    | --    | --    | --    |
| Smith      | --    | --    | --    | --    | 28-23 | --    | 18-22 | --    | 8-8   |
| Sucre      | --    | --    | --    | --    | --    | --    | --    | 20-23 | --    |
| Taylor     | --    | 1-1   | 11-14 | --    | --    | --    | --    | --    | --    |
| Trumbo     | 8-11  | --    | --    | --    | 7-5   | --    | 11-19 | --    | 16-14 |
| Weeks      | --    | --    | --    | --    | 5-5   | --    | --    | --    | 4-4   |
| Zunino     | --    | --    | --    | --    | --    | --    | --    | 48-53 | --    |

**PITCHER** — Hernandez (19-12), Paxton (5-8), Iwakuma (11-9), Walker (17-12), Happ (7-13), Elias (6-14), Montgomery (5-11), Nuño (5-5), Olmos (1-1), Zych (0-1)

# Statistical Breakdown



## MARINERS STARTING PITCHERS BREAKDOWN

| Pitcher            | Last Start (IP,H,R,ER,BB,K)     | Result | Streak | GS | IP/GS | P/GS | SB/CS | K/9   | BB/9 | QS | GIDP | W/L | Team Record |
|--------------------|---------------------------------|--------|--------|----|-------|------|-------|-------|------|----|------|-----|-------------|
| 34-Hernandez, rhp  | 9/26 at LAA (6.0,8,2,2,6,HR)    | ND     | W1     | 31 | 6.5   | 98.1 | 13/5  | 8.52  | 2.59 | 20 | 18   | 8-6 | 19-12       |
| 18-Iwakuma, rhp    | 10/2 vs. OAK (7.0,9,2,1,0,8)    | ND     | L1     | 20 | 6.5   | 93.4 | 1/2   | 7.70  | 1.46 | 12 | 9    | 6-3 | 11-9        |
| 37-Montgomery, lhp | 8/25 vs. OAK (1.1,7,5,5,1,0,HR) | ND     | L4     | 16 | 5.6   | 90.8 | 1/1   | 6.40  | 3.70 | 9  | 12   | 4-0 | 5-11        |
| 38-Nuño*, lhp      | 10/4 vs. HOU (6.0,6,2,2,1,4,HR) | ND     | L2     | 10 | 5.0   | 88.3 | 2/0   | 7.36  | 2.28 | 3  | 5    | 1-2 | 5-5         |
| 49-Olmos, lhp      | 9/4 at OAK (1.1,6,5,4,1,0,HR)   | ND     | --     | 2  | 3.2   | 68.5 | 2/0   | 2.84  | 8.53 | 0  | 1    | 0-0 | 1-1         |
| 32-Walker, rhp     | 9/14 vs. LAA (7.0,4,1,1,0,7)    | W      | W1     | 29 | 5.8   | 90.6 | 4/4   | 8.33  | 2.12 | 17 | 8    | 8-5 | 17-12       |
| 65-Paxton, lhp     | 9/24 at KC (1.1,5,2,2,0,1,HR)   | ND     | L2     | 13 | 5.2   | 85.5 | 4/0   | 7.52  | 3.90 | 6  | 4    | 1-0 | 5-8         |
| 55-Zych, rhp       | 9/30 vs. HOU (2.2,3,0,0,0,4)    | ND     | --     | 1  | 2.2   | 39.0 | 1-0   | 13.50 | 0.00 | 0  | 0    | 0-0 | 0-1         |
| 29-Elias, lhp      | 10/3 vs. OAK (2.0,7,4,4,3,0,HR) | ND     | W1     | 20 | 5.7   | 91.2 | 5/4   | 7.58  | 3.39 | 11 | 11   | 5-4 | 6-14        |
| 33-Happ, lhp       | 7/30 at MIN (3.1,9,7,6,1,2,3HR) | L      | L1     | 20 | 5.2   | 91.8 | 5/5   | 6.69  | 2.67 | 10 | 9    | 3-2 | 7-13        |

| INNINGS            | Team No. (Team Rec.) | Hernandez (Starter's Rec.) | Iwakuma            | Montgomery         | Nuño               | Walker              | Paxton             | Elias              | Happ               | Olmos             |
|--------------------|----------------------|----------------------------|--------------------|--------------------|--------------------|---------------------|--------------------|--------------------|--------------------|-------------------|
| 0.0-4.2            | 33 (7-26)            | 3 (0-3)                    | 0 (0-0)            | 4 (0-2)            | 4 (0-2)            | 6 (0-4)             | 6 (0-3)            | 3 (0-2)            | 5 (0-2)            | 1 (0-0)           |
| 5.0-5.2            | 28 (11-17)           | 2 (1-0)                    | 7 (2-2)            | 2 (1-1)            | 2 (0-1)            | 5 (1-2)             | 0 (0-0)            | 6 (1-2)            | 3 (1-1)            | 1 (0-0)           |
| 6.0-6.2            | 49 (23-26)           | 9 (2-4)                    | 4 (2-2)            | 6 (1-1)            | 3 (0-1)            | 10 (4-1)            | 4 (2-1)            | 7 (2-3)            | 6 (3-1)            | 0 (0-0)           |
| 7.0-7.2            | 36 (22-14)           | 11 (9-2)                   | 6 (3-1)            | 2 (0-2)            | 1 (1-0)            | 5 (4-0)             | 2 (0-0)            | 3 (2-0)            | 6 (1-2)            | 0 (0-0)           |
| 8.0-9.0            | 16 (14-2)            | 6 (6-0)                    | 3 (2-0)            | 2 (2-0)            | 0 (0-0)            | 3 (2-1)             | 1 (1-0)            | 1 (0-1)            | 0 (0-0)            | 0 (0-0)           |
| Total Starts       | 162 (76-86)          | 31 (18-9)                  | 20 (9-5)           | 16 (4-6)           | 10 (1-4)           | 29 (11-8)           | 13 (3-4)           | 20 (5-8)           | 20 (4-6)           | 2 (0-0)           |
| Runs scored/start: | <b>4.05 (656 R)</b>  | <b>3.97 (123 R)</b>        | <b>4.15 (83 R)</b> | <b>3.31 (53 R)</b> | <b>4.80 (48 R)</b> | <b>4.76 (138 R)</b> | <b>4.46 (58 R)</b> | <b>2.85 (57 R)</b> | <b>3.70 (74 R)</b> | <b>8.0 (16 R)</b> |
| Team's record:     | 76-86                | 19-12                      | 11-9               | 5-11               | 5-5                | 17-12               | 5-8                | 6-14               | 7-13               | 1-1               |

## Mariners Starters / Relievers Breakdown

### STARTING PITCHERS

| PITCHER       | T | W         | L         | PCT         | ERA         | G          | GS         | CG       | IP           | H          | TBF         | R          | ER         | HR         | SH        | SF        | HB        | BB         | IBB       | SO         | WP        | BK       | AVG         |
|---------------|---|-----------|-----------|-------------|-------------|------------|------------|----------|--------------|------------|-------------|------------|------------|------------|-----------|-----------|-----------|------------|-----------|------------|-----------|----------|-------------|
| Elias, R      | L | 5         | 8         | .385        | 4.18        | 20         | 20         | 0        | 114.0        | 106        | 485         | 57         | 53         | 15         | 1         | 4         | 9         | 43         | 1         | 96         | 1         | 1        | .248        |
| Happ, J       | L | 4         | 6         | .400        | 4.68        | 20         | 20         | 0        | 107.2        | 121        | 465         | 58         | 56         | 13         | 1         | 0         | 2         | 32         | 3         | 80         | 4         | 0        | .281        |
| Hernandez, F  | R | 18        | 9         | .667        | 3.53        | 31         | 31         | 2        | 201.2        | 180        | 826         | 80         | 79         | 23         | 4         | 4         | 9         | 58         | 0         | 191        | 10        | 0        | .240        |
| Iwakuma, H    | R | 9         | 5         | .643        | 3.54        | 20         | 20         | 1        | 129.2        | 117        | 516         | 53         | 51         | 18         | 4         | 3         | 1         | 21         | 1         | 111        | 1         | 0        | .240        |
| Montgomery, M | L | 4         | 6         | .400        | 4.60        | 16         | 16         | 2        | 90.0         | 92         | 395         | 49         | 46         | 11         | 0         | 0         | 4         | 37         | 1         | 64         | 10        | 0        | .261        |
| Nuño, V       | L | 1         | 4         | .200        | 5.08        | 10         | 10         | 0        | 51.1         | 58         | 225         | 30         | 29         | 12         | 1         | 5         | 5         | 13         | 1         | 42         | 3         | 0        | .289        |
| Olmos, E      | L | 0         | 0         | .000        | 9.95        | 2          | 2          | 0        | 6.1          | 11         | 37          | 8          | 7          | 1          | 0         | 0         | 0         | 6          | 1         | 2          | 1         | 0        | .355        |
| Paxton, J     | L | 3         | 4         | .429        | 3.90        | 13         | 13         | 0        | 67.0         | 67         | 297         | 34         | 29         | 8          | 0         | 3         | 0         | 29         | 1         | 56         | 5         | 0        | .253        |
| Walker, T     | R | 11        | 8         | .579        | 4.56        | 29         | 29         | 1        | 169.2        | 163        | 706         | 92         | 86         | 25         | 4         | 5         | 9         | 40         | 1         | 157        | 4         | 1        | .252        |
| Zych, T       | R | 0         | 0         | .000        | 0.00        | 1          | 1          | 0        | 2.2          | 3          | 11          | 0          | 0          | 0          | 0         | 0         | 0         | 0          | 0         | 4          | 0         | 0        | .273        |
| <b>TOTALS</b> |   | <b>55</b> | <b>50</b> | <b>.524</b> | <b>4.17</b> | <b>162</b> | <b>162</b> | <b>6</b> | <b>940.0</b> | <b>918</b> | <b>3963</b> | <b>461</b> | <b>436</b> | <b>126</b> | <b>15</b> | <b>24</b> | <b>39</b> | <b>279</b> | <b>10</b> | <b>803</b> | <b>39</b> | <b>2</b> | <b>.255</b> |

### RELIEF PITCHERS

| PITCHER       | T | W         | L         | PCT         | ERA         | APP        | GF         | SV        | IP           | H          | TBF         | R          | ER         | HR        | SH        | SF        | HB        | BB         | IBB       | SO         | WP        | BK       | AVG         |
|---------------|---|-----------|-----------|-------------|-------------|------------|------------|-----------|--------------|------------|-------------|------------|------------|-----------|-----------|-----------|-----------|------------|-----------|------------|-----------|----------|-------------|
| Beimel, J     | L | 2         | 1         | .667        | 3.99        | 53         | 14         | 1         | 47.1         | 49         | 196         | 25         | 21         | 8         | 3         | 3         | 1         | 16         | 3         | 22         | 1         | 0        | .283        |
| Elias, R      | L | 0         | 0         | .000        | 0.00        | 2          | 0          | 0         | 1.1          | 0          | 5           | 0          | 0          | 0         | 0         | 0         | 0         | 1          | 0         | 1          | 0         | 0        | .000        |
| Farquhar, D   | R | 1         | 8         | .111        | 5.12        | 43         | 10         | 1         | 51.0         | 53         | 219         | 33         | 29         | 9         | 1         | 1         | 1         | 17         | 2         | 48         | 1         | 1        | .266        |
| Furbush, C    | L | 1         | 1         | .500        | 2.08        | 33         | 4          | 0         | 21.2         | 9          | 82          | 6          | 5          | 2         | 1         | 0         | 2         | 5          | 2         | 17         | 5         | 0        | .122        |
| Guaipé, M     | R | 0         | 3         | .000        | 5.40        | 21         | 2          | 0         | 26.2         | 34         | 121         | 19         | 16         | 5         | 1         | 1         | 3         | 13         | 1         | 22         | 1         | 0        | .330        |
| Happ, J       | L | 0         | 0         | .000        | 0.00        | 1          | 0          | 0         | 1.0          | 0          | 3           | 0          | 0          | 0         | 0         | 0         | 0         | 0          | 0         | 2          | 0         | 0        | .000        |
| Kensing, L    | R | 2         | 1         | .667        | 5.87        | 19         | 4          | 0         | 15.1         | 12         | 64          | 10         | 10         | 2         | 0         | 1         | 0         | 7          | 0         | 13         | 2         | 0        | .214        |
| Leone, D      | R | 0         | 4         | .000        | 6.35        | 10         | 5          | 0         | 11.1         | 11         | 54          | 9          | 8          | 1         | 0         | 0         | 0         | 9          | 2         | 7          | 2         | 0        | .244        |
| Lowe, M       | R | 0         | 1         | .000        | 1.00        | 34         | 8          | 0         | 36.0         | 31         | 144         | 6          | 4          | 1         | 0         | 0         | 1         | 11         | 1         | 47         | 2         | 0        | .235        |
| Luetge, L     | L | 0         | 0         | .000        | 0.00        | 1          | 1          | 0         | 2.1          | 0          | 8           | 0          | 0          | 0         | 0         | 0         | 0         | 2          | 0         | 2          | 0         | 0        | .000        |
| Medina, Y     | R | 1         | 0         | 1.000       | 3.00        | 12         | 3          | 1         | 12.0         | 11         | 54          | 5          | 4          | 1         | 0         | 0         | 0         | 7          | 0         | 9          | 1         | 0        | .234        |
| Nuño, V       | L | 0         | 0         | .000        | 1.93        | 22         | 7          | 0         | 23.1         | 22         | 93          | 5          | 5          | 2         | 0         | 2         | 0         | 4          | 0         | 20         | 0         | 1        | .253        |
| Olmos, E      | L | 1         | 0         | 1.000       | 0.00        | 4          | 1          | 0         | 7.2          | 5          | 30          | 0          | 0          | 0         | 0         | 1         | 1         | 2          | 0         | 2          | 0         | 0        | .192        |
| Olson, T      | L | 1         | 1         | .500        | 5.40        | 11         | 4          | 0         | 13.1         | 18         | 65          | 8          | 8          | 2         | 2         | 0         | 1         | 10         | 7         | 8          | 0         | 1        | .346        |
| Ramirez, J    | R | 0         | 1         | .000        | 7.56        | 8          | 2          | 0         | 8.1          | 10         | 43          | 7          | 7          | 2         | 0         | 0         | 1         | 7          | 1         | 5          | 0         | 0        | .286        |
| Ramirez, J    | R | 1         | 0         | 1.000       | 11.57       | 5          | 1          | 0         | 4.2          | 9          | 32          | 9          | 6          | 0         | 0         | 0         | 2         | 6          | 1         | 3          | 0         | 0        | .375        |
| Rasmussen, R  | L | 2         | 1         | .667        | 10.67       | 19         | 5          | 0         | 14.1         | 25         | 75          | 18         | 17         | 2         | 0         | 0         | 0         | 8          | 0         | 16         | 4         | 0        | .373        |
| Rodney, F     | R | 5         | 5         | .500        | 5.68        | 54         | 28         | 16        | 50.2         | 51         | 227         | 32         | 32         | 8         | 1         | 1         | 5         | 25         | 3         | 43         | 5         | 0        | .262        |
| Rollins, D    | L | 0         | 2         | .000        | 7.56        | 20         | 7          | 0         | 25.0         | 37         | 118         | 21         | 21         | 3         | 1         | 0         | 2         | 8          | 1         | 21         | 0         | 0        | .346        |
| Smith, C      | R | 2         | 5         | .286        | 2.31        | 70         | 24         | 13        | 70.0         | 49         | 284         | 19         | 18         | 2         | 3         | 0         | 7         | 22         | 4         | 92         | 6         | 0        | .194        |
| Sucre, J      | R | 0         | 0         | .000        | 13.50       | 2          | 2          | 0         | 2.0          | 6          | 11          | 3          | 3          | 1         | 0         | 0         | 0         | 0          | 0         | 0          | 0         | 0        | .545        |
| Wilhelmsen, T | R | 2         | 2         | .500        | 3.19        | 53         | 20         | 13        | 62.0         | 56         | 267         | 24         | 22         | 3         | 4         | 3         | 2         | 29         | 3         | 60         | 2         | 0        | .246        |
| Zych, T       | R | 0         | 0         | .000        | 2.87        | 12         | 4          | 0         | 15.2         | 14         | 65          | 6          | 5          | 1         | 0         | 0         | 2         | 3          | 0         | 20         | 1         | 0        | .233        |
| <b>TOTALS</b> |   | <b>21</b> | <b>36</b> | <b>.368</b> | <b>4.15</b> | <b>509</b> | <b>156</b> | <b>45</b> | <b>523.0</b> | <b>512</b> | <b>2260</b> | <b>265</b> | <b>241</b> | <b>55</b> | <b>17</b> | <b>13</b> | <b>31</b> | <b>212</b> | <b>31</b> | <b>480</b> | <b>33</b> | <b>3</b> | <b>.258</b> |



# Mariners Highs & Lows

## CLUB

**LONGEST WINNING STREAK**..... 5, Sept. 1-6  
**LONGEST LOSING STREAK**..... 7, May 30-June 5  
**MOST RUNS, GAME:**  
 Mariners.....11, 5x, last: September 22 at Kansas City  
 Opponent ..... # 22, August 15 at Boston  
**MOST RUNS, INNING:**  
 Mariners.....7, September 22 at Kansas City, (3rd inning)  
 Opponent .....8, 3x, last: August 8 vs. Texas (11th inning)  
**MOST HITS, 9-INNING GAME:**  
 Mariners..... 19, July 9 vs. Los Angeles (AL)  
 Opponent ..... # 26, August 14 at Boston  
**FEWEST HITS, 9-INNING GAME:**  
 Mariners.....2, 5x, last: July 2 at Oakland  
 Opponent ..... 0, August 12 vs. Baltimore  
**MOST HITS, INNING:**  
 Mariners..... 7, Sept. 4 at Oakland (3rd inning)  
 Opponent ..... 8, 2x, last: August 8 vs. Texas (11th inning)  
**MOST DOUBLES, GAME:**  
 Mariners.....5, 6x, last: Sept. 20 at Texas  
 Opponent ..... 7, August 15 at Boston  
**MOST TRIPLES, GAME:**  
 Mariners.....2, May 3 at Houston  
 Opponent ..... 2, August 14 at Boston  
**MOST HOME RUNS, GAME:**  
 Mariners..... 6, May 12 vs. San Diego  
 Opponent .....5, May 2 at Houston  
**MOST STOLEN BASES, GAME:**  
 Mariners..... 2, 12x, last: September 13 vs. Colorado  
 Opponent ..... 3, June 4 vs. Tampa Bay  
**MOST ERRORS, GAME:**  
 Mariners..... 3, 4x, last: August 30 at Chicago-AL  
 Opponent .....4, 3x, last: September 30 vs. Houston  
**MOST DOUBLE PLAYS TURNED, GAME:**  
 Mariners..... 4, 2x, last: June 22 vs. Kansas City  
 Opponent ..... 4, September 18 at Texas  
**MOST STRIKEOUTS, 9-INNING GAME:**  
 Mariners hitters.....19, August 30 at Chicago-AL  
 Opponent hitters .....15, 2x, last: June 20 vs. Houston  
**MOST WALKS, 9-INNING GAME:**  
 Mariners hitters..... 7, 5x, last: September 1 at Houston  
 Opponent hitters .....9, 2x, last: July 25 vs. Toronto  
**MOST LEFT ON BASE, 9-INNING GAME:**  
 Mariners..... 13, May 21 at Baltimore  
 Opponent ..... 13, September 19 at Texas  
**LARGEST DEFICIT OVERCOME IN WIN:**  
 Mariners..... 5, 2x, last: August 25 vs. Oakland (trailing 5-0, won 6-5)  
**LARGEST LEAD GIVEN UP IN LOSS:**  
 Mariners.....5, August 24 vs. Oakland, (led 5-0, lost 5-11)  
**LARGEST WINNING MARGIN:**  
 Mariners: .....9, 2x, last: September 22 at Kansas City, (11-2)  
**LARGEST LOSING MARGIN** ..... 14, August 15 at Boston (1-15)  
**LONGEST GAME, INNINGS, HOME** ..... 13.0, October 3 vs. Oakland  
**LONGEST GAME, INNINGS, ROAD** ..... 12.0, July 23 at Detroit  
**SHORTEST GAME, 9-INNINGS, HOME**.....2:03, April 24 vs. Minnesota  
**SHORTEST GAME, 9-INNINGS, ROAD** ..... 2:13, May 27 at Tampa Bay  
**LONGEST GAME, 9-INNINGS, HOME** ..... 3:45, April 19 vs. Texas  
**LONGEST GAME, 9-INNINGS, ROAD** ..... 4:16, August 29 at Chicago (AL)  
**LONGEST GAME, EXTRA-INNINGS, HOME:**  
 Mariners.....4:36, May 31 vs. Cleveland (12 innings)  
**LONGEST GAME, EXTRA-INNINGS, ROAD:**  
 Mariners.....4:33, July 23 at Detroit (12 innings)  
**LARGEST CROWD, HOME**..... 45,909, April 6 vs. LA Angels  
**SMALLEST CROWD, HOME** ..... 13,389, September 8 vs. Texas  
**LARGEST CROWD, ROAD** ..... 51,287, April 15 at LA Dodgers  
**SMALLEST CROWD, ROAD** ..... 9,628, May 26 at Tampa Bay

# Club Record    ^Ties Club Record    \*Safeco Field Record

## INDIVIDUAL BATTING

**LONGEST HITTING STREAK** .....21, Cruz (July 21-August 11)  
**MOST HITS, GAME**..... 5, Canó (5x7, 12 inn.), August 16 at Boston  
**MOST RUNS, GAME**.....3, 6x, last: Seager, Sept. 4 at Oakland  
**MOST DOUBLES, GAME**.....2, 17x, last: Seager, Sept. 20 at Texas  
**MOST TRIPLES, GAME** .....1, 21x, last: Marte, Sept. 23 at Kansas City  
**MOST HOME RUNS, GAME**..... 2, 13x, last: Canó, Sept. 22 at Kansas City  
**MOST XBH, GAME**..... 3, 2x, last: Cruz (HR - 2, 2B), July 22 at Detroit  
**MOST RBI, 9-INN GAME** ..... 5, 3x, last: Morrison, June 13 at Houston  
**MOST RBI, EXTRA-INNING GAME**..... 6, Seager, May 26 at Tampa Bay  
**MOST SB, GAME** ..... 2, 4x, last: Marte, Sept. 13 vs. Colorado  
**GRAND SLAMS (4)**..... Seager, May 26 at Tampa Bay & June 10 at Cleveland  
 Austin Jackson, July 7 vs. Detroit  
 Franklin Gutierrez, July 21 at Detroit

## INDIVIDUAL PITCHING

**FEWEST HITS ALLOWED (CG):**  
 Mariners..... 0, Hisashi Iwakuma, August 12 vs. Baltimore (No-Hitter)  
 Opponents..... 5, Colby Lewis, August 9 vs. Texas (8.0 IP)  
**MOST STRIKEOUTS, GAME (Starter):**  
 Mariners..... 12, Felix Hernandez, April 18 vs. Texas  
 Opponents..... 14, Chris Sale, August 21 vs. Chicago-AL  
**MOST STRIKEOUTS, GAME (Reliever):**  
 Mariners..... 5, 8x, last: Carson Smith, July 7 vs. Detroit  
 Opponents..... 5, Roberto Hernandez, June 13 at Houston  
**MOST WALKS, GAME:**  
 Mariners.....5, 4x, last: Felix Hernandez, September 20 at Texas  
 Opponents..... 5, 4x, last: Shawn Tolleson, August 8 vs. Texas  
**MOST INNINGS, GAME, STARTER:**  
 Mariners..... 9.0, 6x, last: Hisashi Iwakuma, August 12 vs. Baltimore  
 Opponents..... 8.0, 8x, last: Colby Lewis, August 9 vs. Texas  
**MOST INNINGS, GAME, RELIEVER**  
 Mariners.....3.2, Edgar Olmos, August 25 vs. Oakland  
 Opponents.....4.1, Vince Velasquez, September 1 at Houston  
**LONGEST WINNING STREAK:**..... 6, Felix Hernandez (April 6-May 10)  
**LONGEST LOSING STREAK:** ..... 4, Dominic Leone (April 13-May 31)  
**MOST CONSECUTIVE SCORELESS INNINGS:**  
 Overall .....20.0, James Paxton (May 5-17)  
 .....20.0, Mike Montgomery (June 23-July 5)  
 Starter..... 20.0, James Paxton (May 5-17)  
 .....20.0, Mike Montgomery (June 23-July 5)  
 Reliever.....14.1, Tom Wilhelmsen (August 17-September 18)

### THE CATCHER'S BOX:

| Catcher     | Record       | G/GS       | SB        | CCS       | CS%         | PB        |
|-------------|--------------|------------|-----------|-----------|-------------|-----------|
| Baron       | 2-2          | 4/4        | 2         | 0         | 0.0         | 0         |
| Castillo    | 1-3          | 5/4        | 3         | 0         | 0.0         | 1         |
| Hicks       | 5-5          | 14/10      | 5         | 5         | 50.0        | 0         |
| Sucre       | 20-23        | 50/43      | 13        | 10        | 43.5        | 3         |
| Zunino      | 48-53        | 112/101    | 42        | 12        | 22.2        | 6         |
| <b>Team</b> | <b>76-86</b> | <b>162</b> | <b>65</b> | <b>27</b> | <b>29.3</b> | <b>10</b> |

### OUTFIELD ASSISTS:

| Player             | A |
|--------------------|---|
| Nelson Cruz        | 6 |
| Seth Smith         | 6 |
| Franklin Gutierrez | 3 |
| Dustin Ackley      | 2 |
| Austin Jackson     | 2 |
| Mark Trumbo        | 2 |
| Willie Bloomquist  | 1 |
| Brad Miller        | 1 |



# Mariners Day-by-Days



| G  | D    | D/N | OPP     | W / L                | SCORE                                 | WINNER/LOSER/SAVE                    | REC.  | POS   | GA/GB | CLUBS   | TIME | ATT    |
|----|------|-----|---------|----------------------|---------------------------------------|--------------------------------------|-------|---|-------|---------|------|--------|
| 1  | 4/6  | D   | LAA     | W                    | 4-1                                   | Hernandez (1-0)/Weaver/Rodney (1)    | 1-0   | T1  | +1.0  | OAK/HOU | 2:33 | 45,907 |
| 2  | 4/7  | N   | LAA     | L                    | 0-2                                   | Wilson/Paxton (0-1)/Street           | 1-1   | T2  | -0.5  | HOU     | 2:13 | 26,548 |
| 3  | 4/8  | N   | LAA     | L                    | 3-5                                   | Shoemaker/Iwakuma (0-1)/Street       | 1-2   | T4  | -1.0  | LAA/OAK | 2:48 | 25,499 |
|    | 4/9  |     | Off Day |                      |                                       |                                      | 1-2   | T4  | -1.0  | LAA     |      |        |
| 4  | 4/10 | N   | @OAK    | L                    | 0-12                                  | Pomeranz/Walker (0-1)                | 1-3   | 5   | -1.5  | OAK     | 2:44 | 30,114 |
| 5  | 4/11 | D   | @OAK    | W                    | 5-4 (11)                              | Olson (1-0)/Abad/Rodney (2)          | 2-3   | T3  | -0.5  | OAK/TEX | 3:39 | 24,355 |
| 6  | 4/12 | D   | @OAK    | W                    | 8-7 (10)                              | Rodney (1-0)/Clippard/Medina (1)     | 3-3   | T1  | -     | HOU     | 3:11 | 32,282 |
| 7  | 4/13 | N   | @LAD    | L                    | 5-6 (10)                              | Garcia/Leone (0-1)                   | 3-4   | T2  | -0.5  | OAK     | 3:04 | 42,202 |
| 8  | 4/14 | N   | @LAD    | L                    | 5-6                                   | Garcia/Rodney (1-1)                  | 3-5   | T3  | -1.5  | OAK     | 3:40 | 43,115 |
| 9  | 4/15 | N   | @LAD    | L                    | 2-5                                   | Anderson/Walker (0-2)                | 3-6   | 5   | -1.5  | OAK     | 2:53 | 51,287 |
|    | 4/16 |     | Off Day |                      |                                       |                                      | 3-6   | 5   | -1.5  | OAK     |      |        |
| 10 | 4/17 | N   | TEX     | L                    | 1-3                                   | Gallardo/Happ (0-1)/Feliz            | 3-7   | 5   | -2.0  | LAA     | 3:00 | 36,571 |
| 11 | 4/18 | N   | TEX     | W                    | 3-1                                   | Hernandez (2-0)/Lewis/Rodney (3)     | 4-7   | 5   | -1.5  | OAK     | 3:00 | 43,013 |
| 12 | 4/19 | D   | TEX     | W                    | 11-10                                 | Medina (1-0)/Feliz                   | 5-7   | T3  | -1.0  | HOU     | 3:45 | 31,667 |
| 13 | 4/20 | N   | HOU     | L                    | 5-7                                   | Sipp/Farquhar (0-1)/Gregerson        | 5-8   | T3  | -2.0  | HOU     | 3:36 | 15,126 |
| 14 | 4/21 | N   | HOU     | L                    | 3-6                                   | Furbush (0-1)/McHugh/Qualls          | 5-9   | 5   | -3.0  | HOU     | 3:00 | 13,955 |
| 15 | 4/22 | N   | HOU     | W                    | 3-2                                   | Happ (1-1)/Hernandez/Rodney (4)      | 6-9   | T3  | -2.0  | HOU     | 2:34 | 14,757 |
|    | 4/23 |     | Off Day |                      |                                       |                                      | 6-9   | T4  | -2.0  | HOU     |      |        |
| 16 | 4/24 | N   | MIN     | W                    | 2-0                                   | HERNANDEZ (3-0)/Hughes               | 7-9   | T3  | -2.0  | HOU     | 2:03 | 25,220 |
| 17 | 4/25 | N   | MIN     | L                    | 5-8                                   | Stauffer/Paxton (0-2)/Perkins        | 7-10  | T3  | -3.0  | HOU     | 3:26 | 33,567 |
| 18 | 4/26 | D   | MIN     | L                    | 2-4 (11)                              | Fien/Olson (1-1)/Perkins             | 7-11  | T3  | -4.0  | HOU     | 3:40 | 35,250 |
| 19 | 4/27 | N   | @TEX    | W                    | 3-1                                   | Walker (1-2)/Gallardo/Rodney (5)     | 8-11  | 3   | -4.0  | HOU     | 2:47 | 19,748 |
| 20 | 4/28 | N   | @TEX    | W                    | 2-1                                   | Happ (2-1)/Detwiler/Rodney (6)       | 9-11  | T2  | -4.0  | HOU     | 2:43 | 23,714 |
| 21 | 4/29 | N   | @TEX    | W                    | 5-2                                   | Hernandez (4-0)/Rodriguez/Rodney (7) | 10-11 | T2  | -4.0  | HOU     | 3:05 | 26,037 |
| 22 | 4/30 | N   | @HOU    | L                    | 2-3 (10)                              | Gregerson/Leone (0-2)                | 10-12 | 3   | -5.0  | HOU     | 3:01 | 19,108 |
|    |      |     |         | <b>April (10-12)</b> | <b>Batting: .239 (178x746), 25 HR</b> |                                      |       | <b>Pitching: 10-12, 8 SV, 3.93 ERA (88 ER, 201.1 IP)</b>  |       |         |      |        |
| 23 | 5/1  | N   | @HOU    | L                    | 3-4                                   | Fields/Elias (0-1)/Gregerson         | 10-13 | 3   | -6.0  | HOU     | 2:50 | 21,834 |
| 24 | 5/2  | N   | @HOU    | L                    | 4-11                                  | McHugh/Walker (1-3)                  | 10-14 | 3   | -7.0  | HOU     | 2:38 | 24,435 |
| 25 | 5/3  | D   | @HOU    | L                    | 6-7                                   | Neshek/Smith (0-1)/Gregerson         | 10-15 | 4   | -8.0  | HOU     | 2:50 | 25,283 |
| 26 | 5/4  | N   | @LAA    | W                    | 3-2                                   | Hernandez (5-0)/Shoemaker/Rodney (8) | 11-15 | T2  | -7.0  | HOU     | 2:36 | 25,204 |
| 27 | 5/5  | N   | @LAA    | L                    | 4-5                                   | Street/Leone (0-3)                   | 11-16 | 4   | -7.0  | HOU     | 2:37 | 33,394 |
| 28 | 5/6  | N   | @LAA    | L                    | 3-4                                   | Street/Smith (0-2)                   | 11-17 | 5   | -7.0  | HOU     | 2:35 | 25,160 |
|    | 5/7  |     | Off Day |                      |                                       |                                      |       | 5   | -7.5  | HOU     |      |        |
| 29 | 5/8  | N   | OAK     | W                    | 4-3 (11)                              | Smith (1-2)/Otero                    | 12-17 | T3  | -6.5  | HOU     | 3:34 | 25,191 |
| 30 | 5/9  | N   | OAK     | W                    | 7-2                                   | Happ (3-1)/Hahn                      | 13-17 | 3   | -6.5  | HOU     | 3:36 | 37,462 |
| 31 | 5/10 | D   | OAK     | W                    | 4-3                                   | Hernandez (6-0)/Chavez/Rodney (9)    | 14-17 | 3   | -5.5  | HOU     | 2:36 | 42,833 |
|    | 5/11 |     | Off Day |                      |                                       |                                      |       | 3   | -5.5  | HOU     |      |        |
| 32 | 5/12 | N   | SD      | W                    | 11-4                                  | Paxton (1-2)/Kennedy                 | 15-17 | 3   | -4.5  | HOU     | 3:17 | 16,153 |
| 33 | 5/13 | N   | SD      | L                    | 2-4                                   | Shields/Walker (1-4)/Kimbrell        | 15-18 | 3   | -5.5  | HOU     | 2:59 | 14,561 |
| 34 | 5/14 | N   | BOS     | L                    | 1-2                                   | Barnes/Rodney (1-2)/Uehara           | 15-19 | 3   | -6.5  | HOU     | 2:53 | 20,185 |
| 35 | 5/15 | N   | BOS     | W                    | 2-1                                   | Wilhelmsen (1-0)/Layne               | 16-19 | 3   | -6.5  | HOU     | 2:32 | 39,503 |
| 36 | 5/16 | N   | BOS     | L                    | 2-4                                   | Porcello/Hernandez (6-1)/Uehara      | 16-20 | 3   | -7.5  | HOU     | 2:48 | 45,056 |
| 37 | 5/17 | D   | BOS     | W                    | 5-0                                   | Paxton (2-2)/Wright                  | 17-20 | 3   | -7.5  | HOU     | 2:31 | 39,942 |
|    | 5/18 |     | Off Day |                      |                                       |                                      |       | 3   | -7.0  | HOU     |      |        |
| 38 | 5/19 | N   | @BAL    | L                    | 4-9                                   | Gonzalez/Farquhar (0-2)              | 17-21 | 3   | -8.0  | HOU     | 2:42 | 19,949 |
| 39 | 5/20 | N   | @BAL    | W                    | 4-2                                   | Elias (1-1)/Chen/Rodney (10)         | 18-21 | 3   | -8.0  | HOU     | 2:38 | 21,710 |
| 40 | 5/21 | D   | @BAL    | L                    | 4-5                                   | Hunter/Farquhar (0-3)/Britton        | 18-22 | 3   | -8.0  | HOU     | 3:30 | 33,085 |
| 41 | 5/22 | N   | @TOR    | W                    | 4-3                                   | Hernandez (7-1)/Estrada/Rodney (11)  | 19-22 | 3   | -7.0  | HOU     | 2:30 | 21,195 |
| 42 | 5/23 | D   | @TOR    | W                    | 3-2                                   | Paxton (3-2)/Buehrle/Rodney (12)     | 20-22 | 3   | -7.0  | HOU     | 2:25 | 33,086 |
| 43 | 5/24 | D   | @TOR    | L                    | 2-8                                   | Sanchez/Walker (1-5)                 | 20-23 | 4   | -8.0  | HOU     | 2:50 | 37,929 |
| 44 | 5/25 | N   | @TB     | W                    | 4-1                                   | Elias (2-1)/Odorizzi/Rodney (13)     | 21-23 | 4   | -7.0  | HOU     | 2:51 | 10,401 |
| 45 | 5/26 | N   | @TB     | W                    | 7-6 (10)                              | Rodney (2-2)/Boxberger/Beimel (1)    | 22-23 | 4   | -7.0  | HOU     | 3:52 | 9,628  |
| 46 | 5/27 | D   | @TB     | W                    | 3-0                                   | HERNANDEZ (8-1)/Boxberger            | 23-23 | 2   | -6.0  | HOU     | 2:13 | 10,365 |
| 47 | 5/28 | N   | CLE     | L                    | 3-5                                   | Kluber/Paxton (3-3)/Allen            | 23-24 | 3   | -6.5  | HOU     | 2:50 | 19,450 |
| 48 | 5/29 | N   | CLE     | W                    | 2-1                                   | Walker (2-5)/Bauer/Rodney (14)       | 24-24 | 3   | -5.5  | HOU     | 2:24 | 32,463 |
| 49 | 5/30 | N   | CLE     | L                    | 3-4                                   | Marcum/Elias (2-2)/Allen             | 24-25 | 4   | -6.5  | HOU     | 3:04 | 32,290 |
| 50 | 5/31 | D   | CLE     | L                    | 3-6 (12)                              | McAllister/Leone (0-4)/Adams         | 24-26 | 4   | -6.5  | HOU     | 4:36 | 32,121 |
|    |      |     |         | <b>May (14-14)</b>   | <b>Batting: .233 (220x944), 37 HR</b> |                                      |       | <b>Pitching: 14-14, 8 SV, 3.63 ERA (101 ER, 250.1 IP)</b> |       |         |      |        |



# Mariners Day-by-Days

| G   | D    | D/N | OPP                    | W / L | SCORE    | WINNER/LOSER/SAVE                      | REC.  | POS | GA/GB | CLUBS  | TIME | ATT    |
|-----|------|-----|------------------------|-------|----------|--|-------|-----|-------|--|------|--------|
| 51  | 6/1  | N   | NYN                    | L     | 2-7      | Pineda/Hernandez (8-2)                 | 24-27 | 4   | -7.5  | HOU  | 2:55 | 26,086 |
| 52  | 6/2  | N   | NYN                    | L     | 3-5 (11) | Wilson/Wilhelmsen (1-1)/Miller         | 24-28 | 4   | -8.5  | HOU  | 3:55 | 27,446 |
| 53  | 6/3  | D   | NYN                    | L     | 1-3      | Tanaka/Walker (2-6)/Miller             | 24-29 | 4   | -9.5  | HOU  | 3:21 | 32,702 |
| 54  | 6/4  | N   | TB                     | L     | 1-2      | Ramirez/Elias (2-3)/Jepsen             | 24-30 | 4   | -9.5  | HOU  | 2:42 | 16,099 |
| 55  | 6/5  | N   | TB                     | L     | 0-1      | Bellatti/Rodney (2-3)/Jepsen           | 24-31 | 4   | -9.5  | HOU  | 2:55 | 20,710 |
| 56  | 6/6  | N   | TB                     | W     | 2-1      | Hernandez (9-2)/Geltz/Smith (1)        | 25-31 | 4   | -8.5  | HOU  | 2:45 | 31,114 |
| 57  | 6/7  | D   | TB                     | L     | 1-3      | Archer/Montgomery (0-1)/Jepsen         | 25-32 | 4   | -8.5  | HOU  | 2:46 | 27,990 |
|     | 6/8  |     | Off Day                |       |          |  |       | 4   | -8.0  | HOU  |      |        |
| 58  | 6/9  | N   | @CLE                   | W     | 3-2      | Elias (3-3)/Kluber/Smith (2)           | 26-32 | 4   | -7.0  | HOU  | 3:03 | 11,425 |
| 59  | 6/10 | N   | @CLE                   | W     | 9-3      | Walker (3-6)/Bauer                     | 27-32 | 4   | -6.0  | HOU  | 3:04 | 12,305 |
| 60  | 6/11 | D   | @CLE                   | L     | 0-6      | Marcum/Happ (3-2)                      | 27-33 | 4   | -6.5  | HOU  | 2:40 | 15,316 |
| 61  | 6/12 | N   | @HOU                   | L     | 0-10     | Oberholtzer/Hernandez (9-3)            | 27-34 | 4   | -7.5  | HOU  | 2:45 | 32,173 |
| 62  | 6/13 | D   | @HOU                   | W     | 8-1      | Mike Montgomery (1-1)/McHugh           | 28-34 | 4   | -6.5  | HOU  | 2:47 | 36,762 |
| 63  | 6/14 | D   | @HOU                   | L     | 0-13     | McCullers/Elias (3-4)                  | 28-25 | 4   | -7.5  | HOU  | 3:26 | 29,153 |
| 64  | 6/15 | N   | @SF                    | W     | 5-1      | Walker (4-6)/Hudson                    | 29-35 | 4   | -7.5  | HOU  | 2:52 | 42,099 |
| 65  | 6/16 | D   | @SF                    | L     | 2-6      | Lincecum/Happ (3-3)                    | 29-36 | 4   | -8.5  | HOU  | 2:39 | 41,267 |
| 66  | 6/17 | N   | SF                     | W     | 2-0      | Hernandez (10-3)/BUMGARNER/Smith (3)   | 30-36 | 4   | -8.5  | HOU  | 2:24 | 34,850 |
| 67  | 6/18 | N   | SF                     | L     | 0-7      | Vogelsong/Montgomery (1-2)             | 30-37 | 4   | -9.5  | HOU  | 2:53 | 34,405 |
| 68  | 6/19 | N   | HOU                    | W     | 5-2      | Elias (4-4)/McCullers/Smith (4)        | 31-37 | 4   | -8.5  | HOU  | 2:33 | 40,956 |
| 69  | 6/20 | N   | HOU                    | W     | 6-3      | Walker (5-6)/Keuchel/Smith (5)         | 32-37 | 4   | -7.5  | HOU  | 2:43 | 26,778 |
| 70  | 6/21 | D   | HOU                    | L     | 2-6      | Harris/Happ (3-4)                      | 32-38 | 4   | -8.5  | HOU  | 3:24 | 40,905 |
| 71  | 6/22 | N   | KC                     | L     | 1-4      | Blanton/Hernandez (10-4)/Holland       | 32-39 | 4   | -8.5  | HOU  | 2:34 | 23,588 |
| 72  | 6/23 | N   | KC                     | W     | 7-0      | MONTGOMERY (2-2)/Guthrie               | 33-39 | 4   | -8.5  | HOU  | 2:23 | 17,514 |
| 73  | 6/24 | N   | KC                     | L     | 2-8      | Madson/Elias (4-5)                     | 33-40 | 4   | -8.5  | HOU  | 2:47 | 23,397 |
|     | 6/25 |     | Off Day                |       |          |  | 33-40 | T4  | -9.0  | HOU  |      |        |
| 74  | 6/26 | N   | @LAA                   | W     | 3-1      | Walker (6-6)/Shoemaker/Rodney (15)     | 34-40 | 4   | -8.0  | HOU  | 2:43 | 41,137 |
| 75  | 6/27 | D   | @LAA                   | L     | 2-4      | Richards/Happ (3-5)/Street             | 34-41 | 4   | -8.0  | HOU  | 2:38 | 40,514 |
| 76  | 6/28 | D   | @LAA                   | L     | 2-3 (10) | Gott/Wilhelmsen (1-2)                  | 34-42 | 4   | -9.0  | HOU  | 3:14 | 38,387 |
|     | 6/29 |     | Off Day                |       |          |  | 34-42 | 4   | -9.5  | HOU  |      |        |
| 77  | 6/30 | N   | @SD                    | W     | 5-0      | MONTGOMERY (3-2)/Kennedy               | 35-42 | 4   | -9.5  | HOU  | 2:23 | 30,368 |
|     |      |     | <b>June (11-16)</b>    |       |          | <b>Batting: .220 (196x892), 17 HR</b>  |       |     |       | <b>Pitching: 11-16, 6 SV, 3.66 ERA (98 ER, 240.2 IP)</b>   |      |        |
| 78  | 7/1  | D   | @SD                    | W     | 7-0      | Walker (7-6)/Shields                   | 36-42 | 4   | -9.5  | HOU  | 3:01 | 30,251 |
| 79  | 7/2  | N   | @OAK                   | L     | 4-0      | Kazmir/Elias (4-6)                     | 36-43 | 4   | -10.0 | HOU  | 2:17 | 13,062 |
| 80  | 7/3  | N   | @OAK                   | W     | 9-5      | Happ (4-5)/Chavez                      | 37-43 | 4   | -10.0 | HOU  | 2:52 | 35,067 |
| 81  | 7/4  | D   | @OAK                   | L     | 0-2      | Graveman/Hernandez (10-5)/Clippard     | 37-44 | 4   | -10.0 | HOU  | 2:36 | 18,915 |
| 82  | 7/5  | D   | @OAK                   | W     | 2-1      | Montgomery (4-2)/Bassitt/Rodney (16)   | 38-44 | 4   | -9.0  | HOU  | 2:47 | 22,163 |
| 83  | 7/6  | N   | DET                    | L     | 5-12     | Simon/Guaiepe (0-1)                    | 38-45 | 4   | -10.0 | HOU  | 3:17 | 22,584 |
| 84  | 7/7  | N   | DET                    | W     | 7-6 (11) | Furbush (1-1)/Kroll                    | 39-45 | 4   | -9.0  | HOU  | 3:44 | 21,823 |
| 85  | 7/8  | D   | DET                    | L     | 4-5      | Sanchez/Guaiepe (0-2)/Soria            | 39-46 | 4   | -9.0  | HOU  | 3:28 | 26,523 |
| 86  | 7/9  | N   | LAA                    | W     | 7-2      | Hernandez (11-5)/Richards/Smith (6)    | 40-46 | 4   | -8.0  | HOU  | 3:14 | 28,170 |
| 87  | 7/10 | N   | LAA                    | L     | 3-7      | Santiago/Montgomery (4-3)              | 40-47 | 4   | -8.0  | HOU  | 2:49 | 29,679 |
| 88  | 7/11 | N   | LAA                    | W     | 5-0      | Iwakuma (1-1)/Wilson                   | 41-47 | 4   | -7.0  | HOU  | 2:42 | 40,765 |
| 89  | 7/12 | D   | LAA                    | L     | 3-10     | Heaney/Walker (7-7)                    | 41-48 | 4   | -7.5  | HOU  | 2:56 | 36,955 |
|     |      |     | <b>Pre-ASG (41-48)</b> |       |          | <b>Batting: .236 (705x2993), 93 HR</b> |       |     |       | <b>Pitching: 41-48, 24 SV, 3.82 ERA (340 ER, 800.1 IP)</b> |      |        |
|     | 7/13 |     |                        |       |          |  |       |     |       |  |      |        |
|     | 7/14 |     |                        |       |          |  |       |     |       |  |      |        |
|     | 7/15 |     |                        |       |          |  |       |     |       |  |      |        |
|     | 7/16 |     |                        |       |          |  |       |     |       |  |      |        |
|     |      |     |                        |       |          |  |       |     |       |  |      |        |
| 90  | 7/17 | N   | @NYN                   | L     | 3-4      | Tanaka/Beimel (0-1)/Miller             | 41-49 | 4   | -8.5  | LAA  | 2:43 | 47,086 |
| 91  | 7/18 | D   | @NYN                   | W     | 4-3      | Iwakuma (2-1)/Pineda/Smith (7)         | 42-49 | 4   | -8.5  | LAA  | 3:12 | 46,119 |
| 92  | 7/19 | D   | @NYN                   | L     | 1-2      | Betances/Rodney (2-4)/Miller           | 42-50 | T4  | -9.0  | LAA  | 2:45 | 42,926 |
| 93  | 7/20 | N   | @DET                   | L     | 4-5      | Albuquerque/Lowe (0-1)/Soria           | 42-51 | 5   | -10.5 | LAA  | 2:54 | 34,353 |
| 94  | 7/21 | N   | @DET                   | W     | 11-9     | Beimel (1-1)/Feliz/Smith (8)           | 43-51 | 4   | -10.5 | LAA  | 3:55 | 34,088 |
| 95  | 7/22 | N   | @DET                   | L     | 4-9      | Sanchez/Montgomery (4-4)/Soria         | 43-52 | 5   | -11.5 | LAA  | 3:10 | 36,670 |
| 96  | 7/23 | D   | @DET                   | W     | 3-2 (12) | Rodney (3-4)/Krol/Wilhelmsen (1)       | 44-52 | 4   | -10.5 | LAA  | 4:33 | 40,225 |
| 97  | 7/24 | N   | TOR                    | W     | 5-2      | Hernandez (12-5)/Estrada/Smith (9)     | 45-52 | 4   | -9.5  | LAA/HOU  | 2:49 | 43,331 |
| 98  | 7/25 | D   | TOR                    | L     | 6-8      | Sanchez/Smith (1-3)/Osuna              | 45-53 | 4   | -9.5  | LAA/HOU  | 3:29 | 45,042 |
| 99  | 7/26 | D   | TOR                    | W     | 6-5 (10) | Beimel (2-1)/Loup                      | 46-53 | 4   | -9.5  | LAA  | 3:05 | 35,248 |
| 100 | 7/27 | N   | ARI                    | L     | 3-4 (10) | Perez/Smith (1-4)/Chafin               | 46-54 | 4   | -10.0 | LAA  | 3:27 | 19,572 |
| 101 | 7/28 | N   | ARI                    | L     | 4-8      | Godley/Iwakuma (2-2)                   | 46-55 | 4   | -10.0 | LAA/HOU  | 3:00 | 25,111 |
| 102 | 7/29 | D   | ARI                    | L     | 2-8      | Corbin/Hernandez (12-6)                | 46-56 | 4   | -11.0 | HOU  | 2:59 | 32,502 |
| 103 | 7/30 | N   | @MIN                   | L     | 5-9      | Hughes/Happ (4-5, 4.27)                | 46-57 | 4   | -12.0 | HOU  | 3:08 | 30,534 |
| 104 | 7/31 | N   | @MIN                   | W     | 6-1      | WALKER (8-7)/Milone                    | 47-57 | 4   | -11.0 | HOU  | 2:23 | 27,643 |
|     |      |     | <b>July (12-15)</b>    |       |          | <b>Batting: .268 (253x943), 37 HR</b>  |       |     |       | <b>Pitching: 12-15, 6 SV, 4.63 ERA (125 ER, 243.0 IP)</b>  |      |        |

# Mariners Day-by-Days



| G   | D    | D/N | OPP     | W / L | SCORE                   | WINNER/LOSER/SAVE                       | REC.   | POS | GA/GB | CLUBS | TIME | ATT    |
|-----|------|-----|---------|-------|-------------------------|---|--|-----|-------|-------|------|--------|
| 105 | 8/1  | N   | @MIN    | L     | 2-3                     | May/Smith (1-5)                         | 47-58  | 4   | -12.0 | HOU   | 2:45 | 36,901 |
| 106 | 8/2  | D   | @MIN    | W     | 4-1 (11)                | Rodney (4-4)/Jepson/Wilhelmsen (2)      | 48-58  | 4   | -12.0 | HOU   | 3:12 | 30,325 |
| 107 | 8/3  | N   | @COL    | W     | 8-7                     | Hernandez (13-6)/Butler/Smith (10)      | 49-58  | 4   | -11.0 | HOU   | 3:19 | 33,107 |
| 108 | 8/4  | N   | @COL    | W     | 10-4                    | Rasmussen (1-0)/Friedrich               | 50-58  | 4   | -10.0 | HOU   | 3:22 | 34,376 |
| 109 | 8/5  | D   | @COL    | L     | 5-7 (11)                | Flande/Guaiepe (0-3)                    | 50-59  | 4   | -10.0 | HOU   | 4:06 | 30,196 |
|     | 8/6  |     | Off Day |       |                         |   | 50-59  | 4   | -10.5 | HOU   |      |        |
| 110 | 8/7  | N   | TEX     | W     | 4-3                     | Iwakuma (3-2)/Hamels/Smith (11)         | 51-59  | 4   | -9.5  | HOU   | 2:55 | 29,380 |
| 111 | 8/8  | D   | TEX     | L     | 3-11 (11)               | Tolleson/Rasmussen (1-1)                | 51-60  | 4   | -9.5  | HOU   | 4:11 | 39,143 |
| 112 | 8/9  | D   | TEX     | W     | 4-2                     | Hernandez (14-6)/LEWIS/Smith (12)       | 52-60  | 4   | -8.5  | HOU   | 2:34 | 29,962 |
| 113 | 8/10 | N   | BAL     | L     | 2-3                     | Chen/Nuño (0-1)/Britton                 | 52-61  | 4   | -9.0  | HOU   | 2:36 | 20,846 |
| 114 | 8/11 | N   | BAL     | W     | 6-5 (10)                | Rodney (5-4)/McFarland                  | 53-61  | 4   | -8.0  | HOU   | 3:29 | 24,859 |
| 115 | 8/12 | D   | BAL     | W     | 3-0                     | IWAKUMA (4-2)/Gausman                   | 54-61  | 4   | -8.0  | HOU   | 2:29 | 25,708 |
|     | 8/13 |     | Off Day |       |                         |   |  | 4   | -8.0  | HOU   |      |        |
| 116 | 8/14 | N   | @BOS    | L     | 1-15                    | Kelly/Montgomery (4-5)                  | 54-62  | 4   | -9.0  | HOU   | 3:30 | 37,678 |
| 117 | 8/15 | D   | @BOS    | L     | 10-22                   | Miley/Hernandez (14-7)                  | 54-63  | 4   | -9.0  | HOU   | 3:21 | 36,027 |
| 118 | 8/16 | D   | @BOS    | W     | 10-8 (12)               | Rasmussen (2-1)/Breslow/Farquhar (1)    | 55-63  | 4   | -9.0  | HOU   | 4:24 | 35,260 |
| 119 | 8/17 | N   | @TEX    | L     | 3-4                     | Tolleson/Rodney (5-5)                   | 55-64  | 4   | -9.0  | HOU   | 2:51 | 19,880 |
| 120 | 8/18 | N   | @TEX    | W     | 3-2                     | Iwakuma (5-2)/Gonzalez/Smith (13)       | 56-64  | 4   | -9.0  | HOU   | 2:44 | 26,870 |
| 121 | 8/19 | D   | @TEX    | L     | 2-7                     | Holland/Montgomery (4-6)                | 56-65  | 4   | -10.0 | HOU   | 2:39 | 20,142 |
|     | 8/20 |     | Off Day |       |                         |   |  | 4   | -9.5  |       |      |        |
| 122 | 8/21 | N   | CWS     | L     | 4-11                    | Sale/Hernandez (14-8)                   | 56-66  | 4   | -10.5 | HOU   | 3:06 | 35,770 |
| 123 | 8/22 | N   | CWS     | L     | 3-6 (10)                | Jones/Farquhar (0-4)/Robertson          | 56-67  | 4   | -11.5 | HOU   | 3:23 | 32,101 |
| 124 | 8/23 | D   | CWS     | W     | 8-6                     | Walker (9-7)/Danks/Wilhelmsen (3)       | 57-67  | 4   | -11.5 | HOU   | 2:48 | 30,542 |
| 125 | 8/24 | N   | OAK     | L     | 5-11                    | Mujica/Iwakuma (5-3)                    | 57-68  | 4   | -11.5 | HOU   | 3:09 | 17,980 |
| 126 | 8/25 | N   | OAK     | W     | 6-5                     | Olmos (1-0)/Chavez/Wilhelmsen (4)       | 58-68  | 4   | -11.5 | HOU   | 3:05 | 17,502 |
| 127 | 8/26 | D   | OAK     | W     | 8-2                     | Hernandez (15-8)/Bassitt                | 59-68  | 4   | -11.5 | HOU   | 3:00 | 23,349 |
| 128 | 8/27 | N   | @CWS    | L     | 2-4                     | Rodon/Elias (4-7)/Robertson             | 59-69  | 4   | -12.0 | HOU   | 2:39 | 15,076 |
| 129 | 8/28 | N   | @CWS    | W     | 2-0                     | Walker (10-7)/Danks/Wilhelmsen (5)      | 60-69  | 4   | -11.0 | HOU   | 2:52 | 27,870 |
| 130 | 8/29 | N   | @CWS    | W     | 7-6                     | Iwakuma (6-3)/Samardzija/Wilhelmsen (6) | 61-69  | 4   | -11.0 | HOU   | 4:16 | 26,011 |
| 131 | 8/30 | D   | @CWS    | L     | 5-6 (11)                | Robertson/Rollins (0-1)                 | 61-70  | 4   | -11.0 | HOU   | 4:01 | 28,031 |
| 132 | 8/31 | N   | @HOU    | L     | 3-8                     | Keuchel/Nuño (0-2)                      | 61-71  | 4   | -12.0 | HOU   | 2:48 | 19,923 |
|     |      |     |         |       | <b>August (14-14)</b>   | <b>Batting: .267x1007, 42 HR</b>        | <b>Pitching: 14-14, 10 SV, 5.61 ERA (161 ER, 258.1 IP)</b> |     |       |       |      |        |
| 133 | 9/1  | N   | @HOU    | W     | 7-5                     | Kensing (1-0)/Neshek/Wilhelmsen (7)     | 62-71  | 4   | -11.0 | HOU   | 3:25 | 18,157 |
| 134 | 9/2  | N   | @HOU    | W     | 8-3                     | Smith (2-5)/Neshek/Wilhelmsen (8)       | 63-71  | 4   | -10.0 | HOU   | 3:40 | 18,669 |
|     | 9/3  |     | Off Day |       |                         |   |  | 4   | -10.0 | HOU   |      |        |
| 135 | 9/4  | N   | @OAK    | W     | 11-8                    | Ramirez (1-0)/Brooks/Wilhelmsen (9)     | 64-71  | 4   | -10.0 | HOU   | 3:38 | 16,382 |
| 136 | 9/5  | N   | @OAK    | W     | 8-3                     | Hernandez (16-8)/Chavez                 | 65-71  | 4   | -9.0  | HOU   | 2:57 | 27,387 |
| 137 | 9/6  | D   | @OAK    | W     | 3-2                     | Iwakuma (7-3)/Nolin/Wilhelmsen (10)     | 66-71  | 4   | -9.0  | HOU   | 3:00 | 19,534 |
| 138 | 9/7  | D   | TEX     | L     | 0-3                     | Gallardo/Elias (4-8)/Tolleson           | 66-72  | 4   | -9.0  | HOU   | 3:00 | 18,508 |
| 139 | 9/8  | N   | TEX     | L     | 6-9                     | Hamels/Walker (10-8)/Tolleson           | 66-73  | 4   | -9.0  | HOU   | 3:12 | 13,389 |
| 140 | 9/9  | N   | TEX     | W     | 6-0                     | Nuño (1-2)/Perez                        | 67-73  | 4   | -9.0  | HOU   | 2:26 | 14,330 |
| 141 | 9/10 | D   | TEX     | W     | 5-0                     | Hernandez (17-8)/Holland                | 68-73  | 4   | -8.5  | HOU   | 2:24 | 16,842 |
| 142 | 9/11 | N   | COL     | L     | 2-4                     | Bettis/Iwakuma (7-4)/Axford             | 68-74  | 4   | -8.5  | HOU   | 3:11 | 19,911 |
| 143 | 9/12 | N   | COL     | W     | 7-2                     | Elias (5-8)/Flande                      | 69-74  | 4   | -7.5  | HOU   | 2:37 | 24,750 |
| 144 | 9/13 | D   | COL     | L     | 2-3                     | Kendrick/Paxton (3-4)/Axford            | 69-75  | 4   | -8.5  | HOU   | 3:13 | 21,851 |
| 145 | 9/14 | N   | LAA     | W     | 10-1                    | Walker (11-8)/Richards                  | 70-75  | 4   | -7.5  | HOU   | 2:59 | 13,683 |
| 146 | 9/15 | N   | LAA     | L     | 3-4                     | Tropeano/Hernandez (17-9)/Smith         | 70-76  | 4   | -8.0  | TEX   | 2:40 | 15,375 |
| 147 | 9/16 | N   | LAA     | W     | 3-1                     | Iwakuma (8-4)/Weaver/Wilhelmsen (11)    | 71-76  | 4   | -8.0  | TEX   | 2:40 | 16,197 |
|     | 9/17 |     | Off Day |       |                         |   |  | 4   | -8.5  | TEX   |      |        |
| 148 | 9/18 | N   | @TEX    | W     | 3-1                     | Farquhar (1-4)/Gallardo/Wilhelmsen (12) | 72-76  | 4   | -7.5  | TEX   | 3:15 | 26,727 |
| 149 | 9/19 | N   | @TEX    | L     | 1-10                    | Hamels/Nuño (1-3)                       | 72-77  | 4   | -8.5  | TEX   | 3:09 | 39,843 |
| 150 | 9/20 | D   | @TEX    | W     | 9-2                     | Hernandez (18-9)/Holland                | 73-77  | 4   | -7.5  | TEX   | 3:16 | 33,307 |
|     | 9/21 |     | Off Day |       |                         |   |  | 4   | -7.5  | TEX   |      |        |
| 151 | 9/22 | N   | @KC     | W     | 11-2                    | Iwakuma (9-4)/Guthrie                   | 74-77  | 4   | -7.5  | TEX   | 2:50 | 29,081 |
| 152 | 9/23 | N   | @KC     | L     | 3-4 (10)                | Davis/Rollins (0-2)                     | 74-78  | 4   | -8.5  | TEX   | 3:44 | 28,756 |
| 153 | 9/24 | N   | @KC     | L     | 4-10                    | Cueto/Kensing (1-1)                     | 74-79  | 4   | -9.5  | TEX   | 3:23 | 32,244 |
| 154 | 9/25 | N   | @LAA    | L     | 4-8                     | Richards/Nuño (1-4)                     | 74-80  | 4   | -10.5 | TEX   | 3:09 | 38,355 |
| 155 | 9/26 | N   | @LAA    | L     | 2-3                     | Salas/Farquhar (1-5)                    | 74-81  | 4   | -10.5 | TEX   | 2:53 | 37,866 |
| 156 | 9/27 | D   | @LAA    | L     | 2-3                     | Salas/Iwakuma (9-5)/Morin               | 74-82  | 4   | -10.5 | TEX   | 2:34 | 35,243 |
| 157 | 9/28 | N   | HOU     | L     | 2-3                     | McCullers/Farquhar (1-6)/Gregerson      | 74-83  | 4   | -10.5 | TEX   | 2:55 | 13,935 |
| 158 | 9/29 | N   | HOU     | W     | 6-4                     | Wilhelmsen (2-2)/Perez                  | 75-83  | 4   | -10.5 | TEX   | 3:10 | 15,331 |
| 159 | 9/30 | N   | HOU     | L     | 6-7                     | Sipp/Farquhar (1-7)/Gregerson           | 75-84  | 4   | -11.5 | TEX   | 3:29 | 14,259 |
|     | 10/1 |     | Off Day |       |                         |   |  | 4   | -12.0 | TEX   |      |        |
| 160 | 10/2 | N   | OAK     | L     | 2-4                     | Brooks/Farquhar (1-8)/Doolittle         | 75-85  | 4   | -12.0 | TEX   | 2:55 | 26,139 |
| 161 | 10/3 | N   | OAK     | L     | 5-7 (13)                | Venditte/JC Ramirez (0-1)/Doubront      | 75-86  | 4   | -12.0 | TEX   | 4:31 | 24,458 |
| 162 | 10/4 | D   | OAK     | W     | 3-2                     | Kensing (2-1)/Dull/Wilhelmsen (13)      | 76-86  | 4   | -12.0 | TEX   | 2:45 | 20,762 |
|     |      |     |         |       | <b>Sept/Oct (15-15)</b> | <b>Batting: .262 (265x1012), 40 HR</b>  | <b>Pitching: 15-15, 7 SV, 3.48 ERA (104 ER, 269.1 IP)</b>  |     |       |       |      |        |



# Mariners Transactions

|          |   |          |   |
|----------|---|----------|---|
| Jan. 14  | <b>Mike Kickham</b> , LHP, acquired from Chicago (NL) for Lars Huijjer (rhp).<br><b>Anthony Fernandez</b> , LHP, designated for assignment.   | April 3  | <b>Carson Smith</b> , RHP, recalled from AAA Tacoma.<br><b>Dominic Leone</b> , RHP, optioned to AAA Tacoma.<br><b>Edgar Olmos</b> , LHP, placed on 15-day disabled list (retro to 3/30) with left shoulder impingement.   |
| Jan. 16  | <b>Austin Jackson</b> , OF, signed to 2015 contract (avoids arbitration).<br><b>Dustin Ackley</b> , OF, signed to 2015 contract (avoids arbitration).<br><b>Logan Morrison</b> , 1B, signed to 2015 contract (avoids arbitration).<br><b>Charlie Furbush</b> , LHP, signed to 2015 contract (avoids arbitration).<br><b>Justin Ruggiano</b> , OF, signed to 2015 contract (avoids arbitration).<br><b>Anthony Fernandez</b> , LHP, outrighted to AAA Tacoma.  | April 5  | <b>Tyler Olson</b> , LHP, selected from AAA Tacoma.<br><b>Chris Taylor</b> , INF, placed on 15-day disabled list (retro to 3/27) with right wrist fracture (triquetrum bone).   |
| Jan. 22  | <b>Shawn O'Malley</b> , INF/OF, signed as minor league free agent.  | April 6  | <b>Opening Day Roster (25 players + 2 DL) -- PITCHERS (12)</b> - RH Danny Farquhar, LH Charlie Furbush, LH J.A. Happ, RH Felix Hernandez, RH Hisashi Iwakuma, RH Yoervis Medina, LH Tyler Olson, LH James Paxton, RH Fernando Rodney, RH Carson Smith, RH Taijuan Walker, RH Tom Wilhelmson... <b>CATCHERS (2)</b> - Jesus Sucre, Mike Zunino... <b>INFIELDERS (5)</b> - Willie Bloomquist, Robinson Canó, Brad Miller, Logan Morrison, Kyle Seager... <b>OUTFIELDERS (6)</b> - Dustin Ackley, Nelson Cruz, Austin Jackson, Justin Ruggiano, Seth Smith, Rickie Weeks... <b>DL (2)</b> - LHP Edgar Olmos, INF Chris Taylor. |
| Jan. 26  | <b>Edy Chavez</b> , OF, signed as minor league free agent.<br><b>Franklin Gutierrez</b> , OF, signed as minor league free agent.  | April 7  | <b>Rafael Perez</b> , LHP, loaned to the Quintana Roo Tigers (Mexican League).  |
| Jan. 29  | <b>John Baker</b> , C, signed as minor league free agent.   | April 11 | <b>Chris Taylor</b> , INF, sent on rehab assignment to AAA Tacoma.  |
| Feb. 12  | <b>Rafael Perez</b> , LHP, signed as minor league free agent.   | April 13 | <b>Tom Wilhelmson</b> , RHP, placed on 15-day disabled list (retro to 4/11) with a hyperextended right elbow.<br><b>Dominic Leone</b> , RHP, recalled from AAA Tacoma.  |
| Feb. 13  | <b>Rickie Weeks</b> , INF/OF, signed as free agent.<br><b>Edgar Olmos</b> , LHP, designated for assignment.   | April 18 | <b>Chris Taylor</b> , INF, recalled from rehab assignment with AAA Tacoma, activated from the 15-day disabled list and optioned to AAA Tacoma.  |
| Feb. 20  | <b>Joe Saunders</b> , LHP, signed as minor league free agent.   | April 22 | <b>Carlos Quentin</b> , OF, signed to minor league contract.  |
| Feb. 24  | <b>Edgar Olmos</b> , LHP, claimed by Texas.   | April 24 | <b>Hisashi Iwakuma</b> , RHP, placed on 15-day disabled list with strained right latissimus dorsi (retroactive to April 21).<br><b>Lucas Luetge</b> , LHP, recalled from AAA Tacoma.  |
| March 5  | <b>Edgar Olmos</b> , LHP, returned to Seattle from Texas.<br><b>Ji-Man Choi</b> , INF, designated for assignment.   | April 25 | <b>Lucas Luetge</b> , LHP, optioned AAA Tacoma (post-game).   |
| March 7  | <b>Ji-Man Choi</b> , INF, cleared waivers and outrighted to AAA Tacoma.   | April 26 | <b>Roenis Elias</b> , LHP, recalled from AAA Tacoma.  |
| March 9  | <b>Kevin Correia</b> , RHP, signed as minor league free agent.  | May 1    | <b>Joe Saunders</b> , LHP, opted out of minor league contract.<br><b>Carlos Quentin</b> , OF, retired from baseball.  |
| March 15 | <b>Danny Hultzen</b> , LHP, optioned to AAA Tacoma.<br><b>Mike Kickham</b> , LHP, optioned to AAA Tacoma.<br><b>Julio Morbon</b> , OF, optioned to AAA Tacoma.<br><b>Sam Gaviglio</b> , RHP, reassigned to minor league camp.<br><b>Stephen Landazuri</b> , RHP, reassigned to minor league camp.<br><b>Forrest Snow</b> , RHP, reassigned to minor league camp.<br><b>Steven Baron</b> , C, reassigned to minor league camp.<br><b>Mike Dowd</b> , C, reassigned to minor league camp.<br><b>Tyler Marlette</b> , C, reassigned to minor league camp.<br><b>Jordy Lara</b> , OF, reassigned to minor league camp.  | May 3    | <b>Yoervis Medina</b> , RHP, optioned to AAA Tacoma (post-game).<br><b>Tyler Olson</b> , LHP, placed on the 15-day DL with right knee contusion.  |
| March 17 | <b>Mayckol Guaiepe</b> , RHP, optioned to AAA Tacoma.   | May 4    | <b>Austin Jackson</b> , OF, placed on the 15-day DL with right ankle sprain.<br><b>Chris Taylor</b> , INF, recalled from AAA Tacoma.<br><b>Joe Beimel</b> , LHP, selected from AAA Tacoma.<br><b>Mark Lowe</b> , RHP, selected from AAA Tacoma.<br><b>Julio Morban</b> , OF, placed on restricted list.<br><b>Mike Kickham</b> , LHP, designated for assignment.  |
| March 20 | <b>Lucas Luetge</b> , LHP, optioned to AAA Tacoma.<br><b>John Hicks</b> , C, optioned to AAA Tacoma.<br><b>Ketel Marte</b> , INF, optioned to AAA Tacoma.<br><b>Jesus Montero</b> , 1B, optioned to AAA Tacoma.<br><b>James Jones</b> , OF, optioned to AAA Tacoma.<br><b>Stefen Romero</b> , OF, optioned to AAA Tacoma.<br><b>Justin Germano</b> , RHP, reassigned to minor league camp.<br><b>Rafael Perez</b> , LHP, reassigned to minor league camp.<br><b>D.J. Peterson</b> , INF, reassigned to minor league camp.<br><b>Patrick Kivlehan</b> , OF, reassigned to minor league camp.<br><b>Franklin Gutierrez</b> , OF, reassigned to minor league camp. | May 5    | <b>Mike Kickham</b> , LHP, claimed off waivers by Texas.  |
| March 29 | <b>Roenis Elias</b> , LHP, optioned to AAA Tacoma.<br><b>Carson Smith</b> , RHP, optioned to AAA Tacoma.<br><b>Mark Lowe</b> , RHP, reassigned to minor league camp.<br><b>Jordan Pries</b> , RHP, reassigned to minor league camp.<br><b>Kevin Correia</b> , RHP, reassigned to minor league camp.<br><b>Joe Saunders</b> , LHP, reassigned to minor league camp.<br><b>Shawn O'Malley</b> , UTL, reassigned to minor league camp.<br><b>Carlos Rivero</b> , INF, reassigned to minor league camp.<br><b>John Baker</b> , C, reassigned to minor league camp.<br><b>Edy Chavez</b> , OF, reassigned to minor league camp.                                      | May 7    | <b>Dominic Leone</b> , RHP, optioned to triple-A Tacoma.  |
| March 30 | <b>Kevin Correia</b> , RHP, released from minor league contract.  | May 8    | <b>Tom Wilhelmson</b> , RHP, activated from 15-day disabled list.   |
| March 31 | <b>Mike Montgomery</b> , LHP, acquired in trade with Tampa Bay in exchange for <b>Erasmus Ramirez</b> (rhp).<br><b>Franklin Gutierrez</b> , OF, released from minor league contract and resigned.<br><b>Joe Saunders</b> , LHP, released from minor league contract and resigned.<br><b>Edy Chavez</b> , OF, released from minor league contract.   | May 16   | <b>Austin Jackson</b> , OF, sent on rehab assignment to AAA Tacoma.   |
| April 2  | <b>Mike Montgomery</b> , LHP, optioned to AAA Tacoma.<br><b>Joe Beimel</b> , LHP, signed to minor league contract.  | May 19   | <b>Wellington Castillo</b> , C, acquired from the Chicago Cubs in exchange for AAA Yoervis Medina, RHP.<br>Jesus Sucre, C, optioned to AAA Tacoma (post-game).<br><b>Wellington Castillo</b> , C, activated to Mariners 25-man roster.<br><b>Edgar Olmos</b> , LHP, reinstated from 15-day DL (left shoulder impingement), and optioned to AAA Tacoma.<br><b>Danny Farquhar</b> , RHP, optioned to AAA Tacoma (post-game).<br><b>Austin Jackson</b> , OF, recalled from rehab assignment and activated from the 15-day DL.  |
|          |   | May 20   | <b>Lucas Luetge</b> , LHP, recalled from AAA Tacoma.<br><b>Joe Beimel</b> , LHP, placed on restricted list.<br><b>James Paxton</b> , LHP, placed on 15-day DL (strained left middle finger)<br><b>Dominic Leone</b> , RHP, recalled from AAA Tacoma.  |
|          |   | May 25   | <b>Joe Beimel</b> , LHP, activated from restricted list.  |
|          |   | May 26   | <b>Lucas Luetge</b> , LHP, designated for assignment.   |
|          |   | May 29   | <b>Lucas Luetge</b> , LHP, recalled from AAA Tacoma.  |
|          |   | May 30   | <b>Lucas Luetge</b> , LHP, designated for assignment.   |
|          |   | June 1   | <b>Lucas Luetge</b> , LHP, optioned to AAA Tacoma.  |

## 2015 Opening Day Roster:

**Pitchers (12):** RH Danny Farquhar, LH Charlie Furbush, LH J.A. Happ, RH Felix Hernandez, RH Hisashi Iwakuma, RH Yoervis Medina, LH Tyler Olson, LH James Paxton, RH Fernando Rodney, RH Carson Smith, RH Taijuan Walker, RH Tom Wilhelmson

**Catchers (2):** Jesus Sucre, Mike Zunino

**Infielders (5):** Willie Bloomquist, Robinson Canó, Brad Miller, Logan Morrison, Kyle Seager

**Outfielders (6):** Dustin Ackley, Nelson Cruz, Austin Jackson, Justin Ruggiano, Seth Smith, Rickie Weeks

**Disabled List (2):** LHP Edgar Olmos, INF Chris Taylor



# Mariners Transactions



**Chris Taylor**, INF, optioned to AAA Tacoma.  
**Mayckol Guaie**, RHP, recalled from AAA Tacoma.  
 June 2 **Tyler Olson**, LHP, reinstated from 15-day DL and optioned to AAA Tacoma.  
**Mayckol Guaie**, RHP, optioned to AAA Tacoma.  
**Mike Montgomery**, LHP, recalled from AAA Tacoma.  
 June 3 **Mark Trumbo**, 1B/OF, acquired from Arizona in 6-player trade.  
**Vidal Nuño**, LHP, acquired from Arizona in 6-player trade.  
**Dominic Leone**, RHP, traded to Arizona.  
**Wellington Castillo**, C, traded to Arizona.  
**Jack Reinheimer**, INF, traded to Arizona.  
**Gabby Guerrero**, OF, traded to Arizona.  
 June 4 **Jesus Sucre**, C, recalled from AAA Tacoma.  
**Justin Ruggiano**, OF, designated for assignment.  
 June 13 **Danny Farquhar**, RHP, recalled from AAA Tacoma.  
**Rickie Weeks**, OF/DH, designated for assignment.  
**Justin Ruggiano**, OF, outrighted to AAA Tacoma.  
 June 15 **Danny Farquhar**, RHP, optioned to AAA Tacoma.  
**James Jones**, OF, recalled from AAA Tacoma.  
 June 18 **David Rollins**, LHP, placed on rehab assignment at AAA Tacoma.  
 June 20 **Edgar Martinez** named hitting coach (Howard Johnson reassigned).  
**Hisashi Iwakuma**, RHP, sent on rehab assignment to A Everett.  
 June 24 **Franklin Gutierrez**, OF, selected from AAA Tacoma.  
**James Jones**, OF, optioned to AAA Tacoma.  
 June 30 **Hisashi Iwakuma**, RHP rehab assignment transferred to AAA Tacoma.  
 July 2 **Chris Taylor**, INF, recalled from AAA Tacoma.  
**Willie Bloomquist**, UTL, designated for assignment.  
**Julio Morban**, OF, reinstated from restricted list (reports to AA Jackson).  
 July 3 **Roenis Elias**, LHP, optioned to AAA Tacoma (post-game)  
**Tom Wilhelmsen**, RHP, optioned to AAA Tacoma (post-game)  
**Vidal Nuño**, LHP, optioned to AAA Tacoma (post-game)  
**Erik Kratz**, C, signed to minor league contract.  
 July 4 **James Jones**, OF, recalled from AAA Tacoma  
**Mayckol Guaie**, RHP, recalled from AAA Tacoma  
**David Rollins**, LHP, reinstated from the restricted list  
**Julio Morban**, OF, outrighted to AA Jackson.  
 July 5 **James Jones**, OF, optioned to AAA Tacoma (post-game).  
 July 6 **Hisashi Iwakuma**, RHP, recalled from rehab assignment at AAA Tacoma and activated from the 15-day disabled list.  
**Willie Bloomquist**, UTL, released.  
 July 8 **Mayckol Guaie**, RHP, optioned to AAA Tacoma (post-game).  
**Charlie Furbush**, LHP, placed on 15-day DL with left biceps tendinitis.  
 July 9 **Vidal Nuño**, LHP, recalled from AAA Tacoma.  
**Danny Farquhar**, RHP, recalled from AAA Tacoma.  
**Jesus Montero**, 1B/DH, recalled from AAA Tacoma.  
**J.A. Happ**, LHP, optioned to A Bakersfield.  
 July 12 **Danny Farquhar**, RHP, optioned to AAA Tacoma (post-game).  
 July 17 **Tom Wilhelmsen**, RHP, recalled from AAA Tacoma.  
 July 19 **Jesus Montero**, 1B/DH, optioned to AAA Tacoma (post-game).  
 July 20 **J.A. Happ**, LHP, recalled from A Bakersfield.  
 July 27 **J.C. Ramirez**, RHP, acquired from Arizona in minor league trade.  
 July 30 **Jose Ramirez**, RHP, acquired from New York (AL) in trade.  
**Ramon Flores**, OF, acquired from New York (AL) in trade.  
**Dustin Ackley**, OF, traded to New York (AL).

July 31 **Chris Taylor**, INF, optioned to AAA Tacoma (post-game).  
**Jesus Montero**, 1B/DH, recalled from AAA Tacoma.  
**Ketel Marte**, INF, recalled from AAA Tacoma.  
**Adrian Sampson**, RHP, acquired from Pittsburgh.  
**J.A. Happ**, LHP, traded to Pittsburgh.  
**Jose Ramirez**, RHP, recalled from AAA Tacoma.  
**Rob Rasmussen**, LHP, recalled from AAA Tacoma.  
**Mark Lowe**, RHP, traded to Toronto.  
**Rob Rasmussen**, LHP, acquired in trade with Toronto.  
**Nick Wells**, LHP, acquired in trade with Toronto (assigned to Everett).  
**Jake Brentz**, LHP acquired in trade with Toronto (assigned to Everett).  
 August 3 **Jose Ramirez**, RHP, optioned to AAA Tacoma (post-game).  
 August 4 **Mayckol Guaie**, RHP, recalled from AAA Tacoma.  
 August 14 **Mayckol Guaie**, RHP, recalled from AAA Tacoma (post-game).  
 August 15 **Danny Farquhar**, RHP, recalled from AAA Tacoma.  
 August 16 **Edgar Olmos**, LHP, recalled from AAA Tacoma.  
**Rob Rasmussen**, LHP, optioned to AAA Tacoma.  
 August 21 **Joe Beimel**, LHP placed on 15-day DL (retro to 8/20) with posterior inflammation in his left shoulder.  
**Rob Rasmussen**, LHP, recalled from AAA Tacoma.  
 August 22 **Danny Farquhar**, RHP, optioned to AAA Tacoma (post-game).  
 August 23 **Fernando Rodney**, RHP, designated for assignment.  
**Logan Kensing**, RHP, selected fro AAA Tacoma.  
**Roenis Elias**, LHP, recalled from AAA Tacoma.  
**James Paxton**, LHP, sent on rehab assignment to AAA Tacoma.  
 August 27 **Fernando Rodney**, RHP, traded to Chicago (NL) for cash considerations.  
 August 28 **Jack Zduriencik** relieved of duties as General Manager.  
**John Hicks**, C, recalled from AAA Tacoma.  
**Mike Zunino**, C, optioned to AAA Tacoma.  
 August 30 **Mayckol Guaie**, RHP, recalled from AAA Tacoma.  
**Mike Montgomery**, LHP, optioned to AAA Tacoma.  
 August 31 **Austin Jackson**, OF, traded to Chicago (NL) for PTBNL and International Bonus Slot #98.  
**Justin Ruggiano**, OF, traded to Los Angeles (NL) in minor league trade.  
 Sept. 1 **Shawn O'Malley**, INF, selected from AAA Tacoma.  
**Tony Zych**, RHP, selected from AAA Tacoma.  
**Stefen Romero**, OF, recalled from AAA Tacoma.  
**Jose Ramirez**, RHP, recalled from AAA Tacoma.  
**Joe Beimel**, LHP, sent on rehab assignment to AAA Tacoma.  
**Jesus Montero**, 1B/DH, optioned to AAA Tacoma (post-game).  
 Sept. 4 **Joe Beimel**, LHP, returned from rehab assignment with AAA Tacoma and reinstated from 15-day disabled list (left shoulder inflammation).  
 Sept. 5 **Lucas Luetge**, LHP, outrighted to AAA Tacoma.  
 Sept. 6 **Edgar Olmos**, LHP, optioned to AAA Tacoma (post-game).  
 Sept. 7 **Danny Farquhar**, RHP, recalled from AAA Tacoma.  
 Sept. 8 **Steven Baron**, C, selected from AAA Tacoma.  
**JC Ramirez**, RHP, selected from AAA Tacoma.  
**Jesus Montero**, 1B/DH, recalled from AAA Tacoma.  
**James Jones**, OF, recalled from AAA Tacoma.  
 Sept. 13 **James Paxton**, LHP, activated from 15-day disabled list.

| DISABLED LIST       |        |                                  |   |          |             |  |
|---------------------|--------|----------------------------------|---|----------|-------------|--|
| Name                | TYPE   | DL Dates                         | Injury                                  | G Missed | Team Record |  |
| James Paxton-lhp    | 15-Day | May 29-Sept. 12                  | Strained left middle finger             | 96       | 46-50       |  |
| Joe Beimel-lhp      | 15-Day | Aug. 21 (retro 8/20)-Sept. 3     | Left shoulder inflammation              | 13       | 7-6         |  |
| Hisashi Iwakuma-rhp | 15-Day | April 24 (retro 4/21)-July 5     | Strained right latissimus dorsi         | 66       | 32-35       |  |
| Austin Jackson-of   | 15-Day | May 4-25                         | Right ankle sprain                      | 19       | 11-8        |  |
| Edgar Olmos-lhp     | 15-Day | April 4 (retro 3/30)-May 20      | Left shoulder impingement               | 38       | 17-21       |  |
| Tyler Olson-lhp     | 15-Day | May 3-June 1                     | Right knee contusion                    | 27       | 14-13       |  |
| Charlie Furbush-lhp | 60-Day | July 9 (retro 7/8)-End of Season | Left biceps tendinitis                  | 78       | 37-41       |  |
| Chris Taylor-inf    | 15-Day | March 29 (retro 3/27)-April 18   | Fractured right wrist - Triquetrum Bone | 10       | 3-7         |  |
| Tom Wilhelmsen-rhp  | 15-Day | April 13 (retro 4/11)-May 8      | Hyper-extended right elbow              | 22       | 8-14        |  |



# Batting Profile

| Category      | AVG         | G          | AB          | R          | H           | TB          | 2B         | 3B        | HR         | RBI        | SH        | SF        | HP        | BB         | IBB       | SO          | SB        | CS        | GIDP       | E         | SLG         | OBP         | - PINCH HIT - |           |          |           |  |
|---------------|-------------|------------|-------------|------------|-------------|-------------|------------|-----------|------------|------------|-----------|-----------|-----------|------------|-----------|-------------|-----------|-----------|------------|-----------|-------------|-------------|---------------|-----------|----------|-----------|--|
|               |             |            |             |            |             |             |            |           |            |            |           |           |           |            |           |             |           |           |            |           |             |             | AB            | H         | HR       | RBI       |  |
| Ackley D      | .215        | 74         | 186         | 22         | 40          | 68          | 8          | 1         | 6          | 19         | 3         | 3         | 1         | 14         | 0         | 38          | 2         | 2         | 3          | 0         | .366        | .270        | 7             | 2         | 0        | 1         |  |
| Baron S       | .000        | 4          | 11          | 0          | 0           | 0           | 0          | 0         | 0          | 0          | 0         | 0         | 0         | 0          | 0         | 2           | 0         | 0         | 2          | 0         | .000        | .000        | 0             | 0         | 0        | 0         |  |
| Bloomquist W  | .159        | 32         | 69          | 2          | 11          | 12          | 1          | 0         | 0          | 4          | 0         | 0         | 1         | 2          | 0         | 13          | 1         | 1         | 2          | 0         | .174        | .194        | 9             | 1         | 0        | 0         |  |
| Cano R        | .287        | 156        | 624         | 82         | 179         | 278         | 34         | 1         | 21         | 79         | 0         | 4         | 3         | 43         | 5         | 107         | 2         | 6         | 26         | 6         | .446        | .334        | 1             | 0         | 0        | 0         |  |
| Castillo W    | .160        | 6          | 25          | 3          | 4           | 4           | 0          | 0         | 0          | 2          | 0         | 2         | 0         | 1          | 0         | 5           | 0         | 0         | 2          | 0         | .160        | .179        | 0             | 0         | 0        | 0         |  |
| Cruz N        | .302        | 152        | 590         | 90         | 178         | 334         | 22         | 1         | 44         | 93         | 0         | 1         | 5         | 59         | 9         | 164         | 3         | 2         | 6          | 4         | .566        | .369        | 0             | 0         | 0        | 0         |  |
| Gutierrez F   | .292        | 57         | 171         | 27         | 50          | 106         | 11         | 0         | 15         | 35         | 0         | 1         | 3         | 14         | 1         | 54          | 0         | 0         | 5          | 1         | .620        | .354        | 11            | 2         | 1        | 6         |  |
| Happ J        | .000        | 1          | 1           | 0          | 0           | 0           | 0          | 0         | 0          | 0          | 0         | 0         | 0         | 1          | 0         | 0           | 0         | 0         | 1          | 0         | .000        | .500        | 0             | 0         | 0        | 0         |  |
| Hernandez F   | .000        | 1          | 3           | 0          | 0           | 0           | 0          | 0         | 0          | 0          | 0         | 0         | 0         | 0          | 0         | 1           | 0         | 0         | 0          | 0         | .000        | .000        | 0             | 0         | 0        | 0         |  |
| Hicks J       | .063        | 12         | 32          | 1          | 2           | 3           | 1          | 0         | 0          | 1          | 1         | 0         | 0         | 1          | 0         | 18          | 1         | 1         | 0          | 1         | .094        | .091        | 2             | 0         | 0        | 0         |  |
| Iwakuma H     | .000        | 1          | 2           | 0          | 0           | 0           | 0          | 0         | 0          | 0          | 1         | 0         | 0         | 0          | 0         | 2           | 0         | 0         | 0          | 0         | .000        | .000        | 0             | 0         | 0        | 0         |  |
| Jackson A     | .272        | 105        | 419         | 46         | 114         | 162         | 18         | 3         | 8          | 38         | 3         | 1         | 1         | 24         | 0         | 107         | 15        | 9         | 4          | 3         | .387        | .312        | 3             | 2         | 0        | 0         |  |
| Jones J       | .103        | 16         | 29          | 1          | 3           | 4           | 1          | 0         | 0          | 0          | 0         | 0         | 0         | 2          | 0         | 13          | 1         | 1         | 0          | 0         | .138        | .161        | 3             | 0         | 0        | 0         |  |
| Marte K       | .283        | 56         | 219         | 25         | 62          | 88          | 14         | 3         | 2          | 17         | 2         | 2         | 0         | 24         | 0         | 43          | 8         | 4         | 1          | 9         | .402        | .351        | 0             | 0         | 0        | 0         |  |
| Miller B      | .258        | 143        | 438         | 44         | 113         | 176         | 22         | 4         | 11         | 46         | 4         | 6         | 2         | 47         | 0         | 101         | 13        | 4         | 7          | 17        | .402        | .329        | 7             | 1         | 0        | 0         |  |
| Montero J     | .223        | 38         | 112         | 11         | 25          | 46          | 6          | 0         | 5          | 19         | 0         | 0         | 0         | 4          | 0         | 32          | 0         | 0         | 2          | 1         | .411        | .250        | 6             | 1         | 0        | 0         |  |
| Montgomery M  | .000        | 1          | 3           | 0          | 0           | 0           | 0          | 0         | 0          | 0          | 0         | 0         | 0         | 0          | 0         | 2           | 0         | 0         | 0          | 0         | .000        | .000        | 0             | 0         | 0        | 0         |  |
| Morrison L    | .225        | 140        | 457         | 47         | 103         | 175         | 15         | 3         | 17         | 54         | 1         | 2         | 4         | 47         | 5         | 81          | 8         | 4         | 7          | 4         | .383        | .302        | 10            | 1         | 1        | 3         |  |
| Nuño V        | .500        | 1          | 2           | 0          | 1           | 1           | 0          | 0         | 0          | 1          | 0         | 0         | 0         | 0          | 0         | 0           | 0         | 0         | 0          | 0         | .500        | .500        | 0             | 0         | 0        | 0         |  |
| O'Malley S    | .262        | 22         | 42          | 10         | 11          | 15          | 1          | 0         | 1          | 7          | 2         | 1         | 0         | 12         | 0         | 14          | 3         | 0         | 0          | 0         | .357        | .418        | 6             | 0         | 0        | 0         |  |
| Paxton J      | .000        | 1          | 2           | 0          | 0           | 0           | 0          | 0         | 0          | 0          | 0         | 0         | 0         | 0          | 0         | 2           | 0         | 0         | 0          | 0         | .000        | .000        | 0             | 0         | 0        | 0         |  |
| Rodney F      | .000        | 0          | 0           | 0          | 0           | 0           | 0          | 0         | 0          | 0          | 0         | 0         | 0         | 0          | 0         | 0           | 0         | 0         | 0          | 0         | .000        | .000        | 0             | 0         | 0        | 0         |  |
| Romero S      | .190        | 10         | 21          | 6          | 4           | 8           | 1          | 0         | 1          | 3          | 0         | 0         | 0         | 3          | 0         | 6           | 0         | 0         | 0          | 0         | .381        | .292        | 1             | 0         | 0        | 0         |  |
| Ruggiano J    | .214        | 32         | 70          | 8          | 15          | 25          | 4          | 0         | 2          | 3          | 0         | 0         | 0         | 11         | 0         | 27          | 3         | 2         | 0          | 1         | .357        | .321        | 9             | 4         | 0        | 0         |  |
| Seager K      | .266        | 161        | 623         | 85         | 166         | 281         | 37         | 0         | 26         | 74         | 0         | 4         | 5         | 54         | 6         | 98          | 6         | 6         | 17         | 16        | .451        | .328        | 1             | 0         | 0        | 0         |  |
| Smith S       | .248        | 132        | 395         | 54         | 98          | 175         | 31         | 5         | 12         | 42         | 1         | 5         | 4         | 47         | 4         | 99          | 0         | 0         | 15         | 1         | .443        | .330        | 18            | 5         | 1        | 2         |  |
| Sucre J       | .157        | 44         | 127         | 9          | 20          | 29          | 6          | 0         | 1          | 7          | 9         | 0         | 0         | 6          | 0         | 21          | 0         | 0         | 6          | 3         | .228        | .195        | 0             | 0         | 0        | 0         |  |
| Taylor C      | .170        | 31         | 94          | 9          | 16          | 21          | 3          | 1         | 0          | 1          | 2         | 0         | 0         | 6          | 0         | 31          | 3         | 2         | 0          | 4         | .223        | .220        | 0             | 0         | 0        | 0         |  |
| Trumbo M      | .263        | 96         | 334         | 39         | 88          | 140         | 13         | 0         | 13         | 41         | 0         | 1         | 0         | 26         | 1         | 93          | 0         | 0         | 8          | 4         | .419        | .316        | 5             | 4         | 1        | 1         |  |
| Walker T      | .111        | 4          | 9           | 0          | 1           | 2           | 1          | 0         | 0          | 1          | 1         | 0         | 0         | 0          | 0         | 5           | 0         | 0         | 0          | 0         | .222        | .111        | 0             | 0         | 0        | 0         |  |
| Weeks Jr R    | .167        | 37         | 84          | 7          | 14          | 21          | 1          | 0         | 2          | 9          | 0         | 0         | 2         | 9          | 0         | 25          | 0         | 0         | 3          | 1         | .250        | .263        | 18            | 4         | 1        | 7         |  |
| Zunino M      | .174        | 106        | 350         | 28         | 61          | 105         | 11         | 0         | 11         | 28         | 8         | 2         | 5         | 21         | 0         | 132         | 0         | 1         | 6          | 5         | .300        | .230        | 0             | 0         | 0        | 0         |  |
| <b>TOTAL:</b> | <b>.249</b> | <b>162</b> | <b>5544</b> | <b>656</b> | <b>1379</b> | <b>2279</b> | <b>262</b> | <b>22</b> | <b>198</b> | <b>624</b> | <b>38</b> | <b>35</b> | <b>36</b> | <b>478</b> | <b>31</b> | <b>1336</b> | <b>69</b> | <b>45</b> | <b>123</b> | <b>81</b> | <b>.411</b> | <b>.311</b> | <b>117</b>    | <b>27</b> | <b>5</b> | <b>20</b> |  |
| vs Left       | .264        |            | 1850        | 233        | 489         | 777         | 80         | 5         | 66         | 219        | 19        | 10        | 9         | 128        | 11        | 437         | 16        | 10        | 53         |           | .420        | .313        | 50            | 14        | 1        | 11        |  |
| vs Right      | .241        |            | 3694        | 423        | 890         | 1502        | 182        | 17        | 132        | 405        | 19        | 25        | 27        | 350        | 20        | 899         | 53        | 35        | 70         |           | .407        | .309        | 67            | 13        | 4        | 9         |  |
| Home          | .249        | 81         | 2711        | 310        | 676         | 1089        | 123        | 10        | 90         | 294        | 18        | 19        | 17        | 242        | 15        | 690         | 28        | 24        | 56         | 40        | .402        | .313        | 60            | 10        | 1        | 1         |  |
| Road          | .248        | 81         | 2833        | 346        | 703         | 1190        | 139        | 12        | 108        | 330        | 20        | 16        | 19        | 236        | 16        | 646         | 41        | 21        | 67         | 41        | .420        | .309        | 57            | 17        | 4        | 19        |  |
| Day           | .235        | 51         | 1752        | 202        | 412         | 668         | 83         | 7         | 53         | 190        | 18        | 15        | 10        | 165        | 12        | 421         | 21        | 17        | 36         | 21        | .381        | .302        | 42            | 11        | 3        | 10        |  |
| Night         | .255        | 111        | 3792        | 454        | 967         | 1611        | 179        | 15        | 145        | 434        | 20        | 20        | 26        | 313        | 19        | 915         | 48        | 28        | 87         | 60        | .425        | .315        | 75            | 16        | 2        | 10        |  |
| Grass         | .250        | 156        | 5344        | 633        | 1335        | 2203        | 253        | 21        | 191        | 601        | 37        | 34        | 35        | 461        | 30        | 1286        | 66        | 41        | 119        | 81        | .412        | .312        | 114           | 25        | 5        | 20        |  |
| Turf          | .220        | 6          | 200         | 23         | 44          | 76          | 9          | 1         | 7          | 23         | 1         | 1         | 1         | 17         | 1         | 50          | 3         | 4         | 4          | 0         | .380        | .283        | 3             | 2         | 0        | 0         |  |
| Runners on    | .248        | 162        | 2256        | 538        | 560         | 924         | 101        | 10        | 81         | 507        | 38        | 35        | 16        | 231        | 31        | 535         | 69        | 45        | 123        |           | .410        | .318        | 60            | 11        | 3        | 18        |  |
| None on       | .249        | 162        | 3288        | 118        | 819         | 1355        | 161        | 12        | 117        | 117        | 0         | 0         | 20        | 247        | 0         | 801         | 0         | 0         | 0          |           | .412        | .305        | 57            | 16        | 2        | 2         |  |
| RISCP         | .231        | 160        | 1301        | 441        | 301         | 490         | 63         | 6         | 38         | 410        | 17        | 35        | 8         | 153        | 31        | 344         | 13        | 8         | 47         |           | .377        | .309        | 28            | 7         | 2        | 16        |  |
| RISCP 2OUT    | .212        | 160        | 604         | 180        | 128         | 216         | 26         | 4         | 18         | 167        | 0         | 0         | 5         | 85         | 20        | 162         | 9         | 0         | 0          |           | .358        | .314        | 10            | 3         | 2        | 9         |  |
| Innings 1-6   | .259        | 162        | 3713        | 467        | 963         | 1612        | 192        | 17        | 141        | 444        | 17        | 26        | 21        | 310        | 10        | 837         | 41        | 32        | 92         |           | .434        | .318        | 11            | 3         | 0        | 4         |  |
| Innings 7+    | .227        | 162        | 1831        | 189        | 416         | 667         | 70         | 5         | 57         | 180        | 21        | 9         | 15        | 168        | 21        | 499         | 28        | 13        | 31         |           | .364        | .296        | 106           | 24        | 5        | 16        |  |
| DH            | .245        | 152        | 588         | 79         | 144         | 261         | 26         | 2         | 29         | 74         | 0         | 2         | 3         | 59         | 5         | 170         | 3         | 1         | 13         |           | .444        | .316        | 13            | 6         | 2        | 5         |  |
| vs A.L.       | .248        | 142        | 4855        | 567        | 1206        | 1973        | 232        | 20        | 165        | 536        | 32        | 33        | 34        | 411        | 27        | 1157        | 58        | 40        | 110        |           | .406        | .310        | 96            | 24        | 5        | 18        |  |
| vs N.L.       | .251        | 20         | 689         | 89         | 173         | 306         | 30         | 2         | 33         | 88         | 6         | 2         | 2         | 67         | 4         | 179         | 11        | 5         | 13         |           | .444        | .318        | 21            | 3         | 0        | 2         |  |
| ARI           | .243        | 3          | 103         | 9          | 25          | 42          | 8          | 0         | 3          | 9          | 0         | 0         | 0         | 10         | 1         | 28          | 0         | 0         | 6          | 3         | .408        | .310        | 3             | 1         | 0        | 0         |  |
| ATL           | .000        | 0          | 0           | 0          | 0           | 0           | 0          | 0         | 0          | 0          | 0         | 0         | 0         | 0          | 0         | 0           | 0         | 0         | 0          | 0         | .000        | .000        | 0             | 0         | 0        | 0         |  |
| BAL           | .250        | 6          | 208         | 23         | 52          | 84          | 12         | 1         | 6          | 22         | 1         | 2         | 1         | 20         | 1         | 54          | 1         | 3         | 2          | 1         | .404        | .316        | 6             | 3         | 0        | 2         |  |
| BOS           | .250        | 7          | 252         | 31         | 63          | 115         | 11         | 1         | 13         | 29         | 1         | 0         | 0         | 18         | 0         | 61          | 2         | 1         | 4          | 3         | .456        | .300        | 6             | 0         | 0        | 1         |  |
| CHI           | .000        | 0          | 0           | 0          | 0           | 0           | 0          | 0         | 0          | 0          | 0         | 0         | 0         | 0          | 0         | 0           | 0         | 0         | 0          | 0         | .000        | .000        | 0             | 0         | 0        | 0         |  |
| CIN           | .000        | 0          | 0           | 0          | 0           | 0           | 0          | 0         | 0          | 0          | 0         | 0         | 0         | 0          | 0         | 0           | 0         | 0         | 0          | 0         | .000        | .000        | 0             | 0         | 0        | 0         |  |
| CLE           | .214        | 7          | 238         | 23         | 51          | 81          | 15         | 0         | 5          | 22         | 0         | 1         | 2         | 27         | 2         | 68          | 1         | 3         | 3          | 3         | .340        | .299        | 6             | 0         | 0        | 0         |  |
| CWS           | .264        | 7          | 250         | 31         | 66          | 105         | 10         | 1         | 9          | 29         | 3         | 3         | 1         | 23         | 1         | 78          | 1         | 1         | 5          | 5         | .420        | .325        | 4             | 2         | 0        | 0         |  |
| COL           | .265        | 6          | 215         | 34         | 57          | 100         | 13         | 0         | 10         | 34         | 3         | 0         | 0         | 27         | 2         | 49          | 6         | 2         | 3          | 2         | .465        | .347        | 7             | 1         | 0        | 2         |  |
| DET           | .276        | 7          | 261         | 38         | 72          | 123         | 16         | 1         | 11         | 36         | 6         | 1         | 3         | 31         | 3         | 59          | 8         | 0         | 6          | 5         | .471        | .358        | 7             | 4         | 1        | 4         |  |
| MIA           | .000        | 0          | 0           | 0          | 0           | 0           | 0          | 0         | 0          | 0          | 0         | 0         | 0         | 0          | 0         | 0           | 0         | 0         | 0          | 0         | .000        | .000        | 0             | 0         | 0        | 0         |  |
| HOU           | .240        | 19         | 629         | 79         | 151         | 247         | 22         | 4         | 22         | 75         | 2         | 5         | 2         | 63         | 2         | 155         | 13        | 4         | 15         | 14        | .393        | .309        | 13            | 3         | 1        | 5         |  |
| KC            | .240        | 6          | 208         | 28         | 50          | 88          | 7          | 2         | 9          | 27         | 0         | 1         | 1         | 17         | 0         | 45          | 0         | 0         | 4          | 4         | .423        | .300        | 3             | 0         | 0        | 0         |  |
| LA            | .238        | 3          | 105         | 12         | 25          | 48          | 2          | 0         | 7          | 12         | 1         | 0         | 1         |            |           |             |           |           |            |           |             |             |               |           |          |           |  |

# Pitching Profile



| Category      |           |           |             |            |            |          |          |            |           |               |             |            |            |            |           |           |           |            |           | Opponents   |           |          |             |             |             |
|---------------|-----------|-----------|-------------|------------|------------|----------|----------|------------|-----------|---------------|-------------|------------|------------|------------|-----------|-----------|-----------|------------|-----------|-------------|-----------|----------|-------------|-------------|-------------|
|               | W         | L         | ERA         | G          | GS         | CG       | SHO      | GF         | SV        | IP            | H           | R          | ER         | HR         | SH        | SF        | HB        | BB         | IB        | SO          | WP        | BK       | AVG         | SLG         | OBP         |
| Beimel J      | 2         | 1         | 3.99        | 53         | 0          | 0        | 0        | 14         | 1         | 47.1          | 49          | 25         | 21         | 8          | 3         | 3         | 1         | 16         | 3         | 22          | 1         | 0        | .283        | .457        | .342        |
| Elias R       | 5         | 8         | 4.14        | 22         | 20         | 0        | 0        | 0          | 0         | 115.1         | 106         | 57         | 53         | 15         | 1         | 4         | 9         | 44         | 1         | 97          | 1         | 1        | .245        | .405        | .325        |
| Farquhar D    | 1         | 8         | 5.12        | 43         | 0          | 0        | 0        | 10         | 1         | 51.0          | 53          | 33         | 29         | 9          | 1         | 1         | 1         | 17         | 2         | 48          | 1         | 1        | .266        | .492        | .326        |
| Furbush C     | 1         | 1         | 2.08        | 33         | 0          | 0        | 0        | 4          | 0         | 21.2          | 9           | 6          | 5          | 2          | 1         | 0         | 2         | 5          | 2         | 17          | 5         | 0        | .122        | .216        | .198        |
| Guaibe M      | 0         | 3         | 5.40        | 21         | 0          | 0        | 0        | 2          | 0         | 26.2          | 34          | 19         | 16         | 5          | 1         | 1         | 3         | 13         | 1         | 22          | 1         | 0        | .330        | .534        | .417        |
| Happ J        | 4         | 6         | 4.64        | 21         | 20         | 0        | 0        | 0          | 0         | 108.2         | 121         | 58         | 56         | 13         | 1         | 0         | 2         | 32         | 3         | 82          | 4         | 0        | .279        | .432        | .332        |
| Hernandez F   | 18        | 9         | 3.53        | 31         | 31         | 2        | 2        | 0          | 0         | 201.2         | 180         | 80         | 79         | 23         | 4         | 4         | 9         | 58         | 0         | 191         | 10        | 0        | .240        | .381        | .301        |
| Iwakuma H     | 9         | 5         | 3.54        | 20         | 20         | 1        | 1        | 0          | 0         | 129.2         | 117         | 53         | 51         | 18         | 4         | 3         | 1         | 21         | 1         | 111         | 1         | 0        | .240        | .402        | .271        |
| Kensing L     | 2         | 1         | 5.87        | 19         | 0          | 0        | 0        | 4          | 0         | 15.1          | 12          | 10         | 10         | 2          | 0         | 1         | 0         | 7          | 0         | 13          | 2         | 0        | .214        | .375        | .297        |
| Leone D       | 0         | 4         | 6.35        | 10         | 0          | 0        | 0        | 5          | 0         | 11.1          | 11          | 9          | 8          | 1          | 0         | 0         | 0         | 9          | 2         | 7           | 2         | 0        | .244        | .400        | .370        |
| Lowe M        | 0         | 1         | 1.00        | 34         | 0          | 0        | 0        | 8          | 0         | 36.0          | 31          | 6          | 4          | 1          | 0         | 0         | 1         | 11         | 1         | 47          | 2         | 0        | .235        | .303        | .299        |
| Luetge L      | 0         | 0         | 0.00        | 1          | 0          | 0        | 0        | 1          | 0         | 2.1           | 0           | 0          | 0          | 0          | 0         | 0         | 0         | 2          | 0         | 2           | 0         | 0        | .000        | .000        | .250        |
| Medina Y      | 1         | 0         | 3.00        | 12         | 0          | 0        | 0        | 3          | 1         | 12.0          | 11          | 5          | 4          | 1          | 0         | 0         | 0         | 7          | 0         | 9           | 1         | 0        | .234        | .426        | .333        |
| Montgomery M  | 4         | 6         | 4.60        | 16         | 16         | 2        | 2        | 0          | 0         | 90.0          | 92          | 49         | 46         | 11         | 0         | 0         | 4         | 37         | 1         | 64          | 10        | 0        | .261        | .416        | .338        |
| Nuño V        | 1         | 4         | 4.10        | 32         | 10         | 0        | 0        | 7          | 0         | 74.2          | 80          | 35         | 34         | 14         | 1         | 7         | 5         | 17         | 1         | 62          | 3         | 1        | .278        | .493        | .322        |
| Olmos E       | 1         | 0         | 4.50        | 6          | 2          | 0        | 0        | 1          | 0         | 14.0          | 16          | 8          | 7          | 1          | 0         | 1         | 1         | 8          | 1         | 4           | 1         | 0        | .281        | .404        | .373        |
| Olson T       | 1         | 1         | 5.40        | 11         | 0          | 0        | 0        | 4          | 0         | 13.1          | 18          | 8          | 8          | 2          | 2         | 0         | 1         | 10         | 7         | 8           | 0         | 1        | .346        | .596        | .460        |
| Paxton J      | 3         | 4         | 3.90        | 13         | 13         | 0        | 0        | 0          | 0         | 67.0          | 67          | 34         | 29         | 8          | 0         | 3         | 0         | 29         | 1         | 56          | 5         | 0        | .253        | .381        | .323        |
| Ramirez J     | 0         | 1         | 7.56        | 8          | 0          | 0        | 0        | 2          | 0         | 8.1           | 10          | 7          | 7          | 2          | 0         | 0         | 1         | 7          | 1         | 5           | 0         | 0        | .286        | .543        | .419        |
| Ramirez J     | 0         | 1         | 7.56        | 8          | 0          | 0        | 0        | 2          | 0         | 8.1           | 10          | 7          | 7          | 2          | 0         | 0         | 1         | 7          | 1         | 5           | 0         | 0        | .286        | .543        | .419        |
| Rasmusen R    | 2         | 1         | 10.67       | 19         | 0          | 0        | 0        | 5          | 0         | 14.1          | 25          | 18         | 17         | 2          | 0         | 0         | 0         | 8          | 0         | 16          | 4         | 0        | .373        | .537        | .440        |
| Rodney F      | 5         | 5         | 5.68        | 54         | 0          | 0        | 0        | 28         | 16        | 50.2          | 51          | 32         | 32         | 8          | 1         | 1         | 5         | 25         | 3         | 43          | 5         | 0        | .262        | .462        | .358        |
| Rollins D     | 0         | 2         | 7.56        | 20         | 0          | 0        | 0        | 7          | 0         | 25.0          | 37          | 21         | 21         | 3          | 1         | 0         | 2         | 8          | 1         | 21          | 0         | 0        | .346        | .523        | .402        |
| Smith C       | 2         | 5         | 2.31        | 70         | 0          | 0        | 0        | 24         | 13        | 70.0          | 49          | 19         | 18         | 2          | 3         | 0         | 7         | 22         | 4         | 92          | 6         | 0        | .194        | .262        | .278        |
| Sucre J       | 0         | 0         | 13.50       | 2          | 0          | 0        | 0        | 2          | 0         | 2.0           | 6           | 3          | 3          | 1          | 0         | 0         | 0         | 0          | 0         | 0           | 0         | 0        | .545        | .909        | .545        |
| Walker T      | 11        | 8         | 4.56        | 29         | 29         | 1        | 0        | 0          | 0         | 169.2         | 163         | 92         | 86         | 25         | 4         | 5         | 9         | 40         | 1         | 157         | 4         | 1        | .252        | .415        | .302        |
| Wilhelmsen T  | 2         | 2         | 3.19        | 53         | 0          | 0        | 0        | 20         | 13        | 62.0          | 56          | 24         | 22         | 3          | 4         | 3         | 2         | 29         | 3         | 60          | 2         | 0        | .246        | .364        | .332        |
| Zych T        | 0         | 0         | 2.45        | 13         | 1          | 0        | 0        | 4          | 0         | 18.1          | 17          | 6          | 5          | 1          | 0         | 0         | 2         | 3          | 0         | 24          | 1         | 0        | .239        | .338        | .289        |
| <b>TOTAL:</b> | <b>75</b> | <b>87</b> | <b>4.16</b> | <b>162</b> | <b>162</b> | <b>6</b> | <b>5</b> | <b>157</b> | <b>45</b> | <b>1466.2</b> | <b>1431</b> | <b>724</b> | <b>678</b> | <b>183</b> | <b>32</b> | <b>37</b> | <b>69</b> | <b>492</b> | <b>41</b> | <b>1285</b> | <b>72</b> | <b>5</b> | <b>.255</b> | <b>.412</b> | <b>.321</b> |
| vs L          |           |           |             |            |            |          |          |            |           | 576           |             |            |            | 63         | 11        | 14        | 28        | 208        | 18        | 548         | 21        | 5        | .263        | .416        | .333        |
| vs R          |           |           |             |            |            |          |          |            |           | 855           |             |            |            | 120        | 21        | 23        | 41        | 284        | 23        | 737         | 51        | 5        | .251        | .409        | .314        |
| Home          | 36        | 46        | 3.75        | 81         | 81         | 3        | 3        | 79         | 17        | 755.1         | 673         | 341        | 315        | 92         | 20        | 19        | 42        | 232        | 15        | 677         | 30        | 4        | .238        | .387        | .303        |
| Road          | 39        | 41        | 4.59        | 81         | 81         | 3        | 2        | 78         | 28        | 711.1         | 758         | 383        | 363        | 91         | 12        | 18        | 27        | 260        | 26        | 608         | 42        | 1        | .273        | .437        | .340        |
| Day           | 24        | 27        | 4.30        | 51         | 51         | 2        | 2        | 49         | 14        | 470.2         | 443         | 235        | 225        | 55         | 14        | 13        | 22        | 183        | 18        | 401         | 25        | 3        | .251        | .400        | .327        |
| Night         | 51        | 60        | 4.09        | 111        | 111        | 4        | 3        | 108        | 31        | 996.0         | 988         | 489        | 453        | 128        | 18        | 24        | 47        | 309        | 23        | 884         | 47        | 2        | .258        | .417        | .319        |
| Grass         | 70        | 86        | 4.19        | 156        | 156        | 5        | 4        | 152        | 41        | 1412.2        | 1386        | 704        | 658        | 177        | 31        | 36        | 65        | 473        | 40        | 1240        | 70        | 5        | .256        | .413        | .322        |
| Turf          | 5         | 1         | 3.33        | 6          | 6          | 1        | 1        | 5          | 4         | 54.0          | 45          | 20         | 20         | 6          | 1         | 1         | 4         | 19         | 1         | 45          | 2         | 0        | .230        | .378        | .309        |
| vs AL         | 67        | 75        | 4.19        | 142        | 142        | 5        | 4        | 138        | 43        | 1285.1        | 1266        | 638        | 599        | 167        | 30        | 31        | 62        | 421        | 34        | 1118        | 67        | 4        | .258        | .419        | .322        |
| vs NL         | 8         | 12        | 3.92        | 20         | 20         | 1        | 1        | 19         | 2         | 181.1         | 165         | 86         | 79         | 16         | 2         | 6         | 7         | 71         | 7         | 167         | 5         | 1        | .240        | .362        | .315        |
| ARI           | 0         | 3         | 6.11        | 3          | 3          | 0        | 0        | 3          | 0         | 28.0          | 32          | 20         | 19         | 5          | 1         | 2         | 2         | 11         | 0         | 26          | 2         | 0        | .288        | .486        | .357        |
| ATL           | 0         | 0         | 0.00        | 0          | 0          | 0        | 0        | 0          | 0         | 0.0           | 0           | 0          | 0          | 0          | 0         | 0         | 0         | 0          | 0         | 0           | 0         | 0        | .000        | .000        | .000        |
| BAL           | 3         | 3         | 3.74        | 6          | 6          | 1        | 1        | 5          | 1         | 53.0          | 43          | 24         | 22         | 6          | 1         | 0         | 0         | 17         | 1         | 46          | 1         | 0        | .219        | .342        | .282        |
| BOS           | 3         | 4         | 6.89        | 7          | 7          | 0        | 0        | 7          | 1         | 64.0          | 90          | 52         | 49         | 12         | 3         | 6         | 2         | 28         | 1         | 42          | 5         | 0        | .340        | .574        | .399        |
| CHI           | 0         | 0         | 0.00        | 0          | 0          | 0        | 0        | 0          | 0         | 0.0           | 0           | 0          | 0          | 0          | 0         | 0         | 0         | 0          | 0         | 0           | 0         | 0        | .000        | .000        | .000        |
| CIN           | 0         | 0         | 0.00        | 0          | 0          | 0        | 0        | 0          | 0         | 0.0           | 0           | 0          | 0          | 0          | 0         | 0         | 0         | 0          | 0         | 0           | 0         | 0        | .000        | .000        | .000        |
| CLE           | 3         | 4         | 3.46        | 7          | 7          | 0        | 0        | 7          | 2         | 65.0          | 67          | 27         | 25         | 6          | 2         | 2         | 1         | 21         | 2         | 47          | 0         | 0        | .267        | .390        | .324        |
| CWS           | 3         | 4         | 4.87        | 7          | 7          | 0        | 0        | 7          | 3         | 64.2          | 70          | 39         | 35         | 4          | 2         | 1         | 2         | 27         | 2         | 49          | 2         | 0        | .273        | .379        | .346        |
| COL           | 3         | 3         | 3.83        | 6          | 6          | 0        | 0        | 6          | 1         | 56.1          | 55          | 27         | 24         | 6          | 0         | 2         | 1         | 19         | 3         | 63          | 1         | 2        | .251        | .388        | .311        |
| DET           | 3         | 4         | 6.14        | 7          | 7          | 0        | 0        | 7          | 2         | 66.0          | 80          | 48         | 45         | 15         | 1         | 2         | 4         | 23         | 4         | 60          | 4         | 0        | .310        | .558        | .373        |
| MIA           | 0         | 0         | 0.00        | 0          | 0          | 0        | 0        | 0          | 0         | 0.0           | 0           | 0          | 0          | 0          | 0         | 0         | 0         | 0          | 0         | 0           | 0         | 0        | .000        | .000        | .000        |
| HOU           | 7         | 12        | 5.57        | 19         | 19         | 0        | 0        | 19         | 5         | 166.1         | 178         | 109        | 103        | 38         | 2         | 5         | 8         | 63         | 3         | 172         | 9         | 2        | .273        | .515        | .342        |
| KC            | 2         | 4         | 3.88        | 6          | 6          | 1        | 1        | 5          | 0         | 53.1          | 61          | 24         | 23         | 3          | 1         | 2         | 5         | 16         | 0         | 50          | 0         | 0        | .292        | .411        | .353        |
| LA            | 0         | 3         | 5.88        | 3          | 3          | 0        | 0        | 3          | 0         | 26.0          | 30          | 17         | 17         | 3          | 0         | 1         | 1         | 15         | 3         | 20          | 0         | 0        | .288        | .442        | .380        |
| LAA           | 7         | 12        | 3.47        | 19         | 19         | 0        | 0        | 19         | 5         | 166.0         | 154         | 66         | 64         | 24         | 8         | 2         | 9         | 34         | 5         | 146         | 9         | 0        | .248        | .422        | .296        |
| MIL           | 0         | 0         | 0.00        | 0          | 0          | 0        | 0        | 0          | 0         | 0.0           | 0           | 0          | 0          | 0          | 0         | 0         | 0         | 0          | 0         | 0           | 0         | 0        | .000        | .000        | .000        |
| MIN           | 3         | 4         | 3.02        | 7          | 7          | 2        | 1        | 5          | 1         | 65.2          | 48          | 26         | 22         | 6          | 1         | 0         | 1         | 25         | 5         | 66          | 5         | 0        | .194        | .328        | .271        |
| NYN           | 1         | 5         | 4.00        | 6          | 6          | 0        | 0        | 6          | 1         | 54.0          | 47          | 24         | 24         | 8          | 0         | 1         | 0         | 18         | 0         | 49          | 5         | 0        | .232        | .399        | .293        |
| NY            | 0         | 0         | 0.00        | 0          | 0          | 0        | 0        | 0          | 0         | 0.0           | 0           | 0          | 0          | 0          | 0         | 0         | 0         | 0          | 0         | 0           | 0         | 0        | .000        | .000        | .000        |
| OAK           | 12        | 7         | 4.36        | 19         | 19         | 0        | 0        | 20         | 8         | 177.1         | 194         | 89         | 86         | 21         | 3         | 4         | 4         | 50         | 5         | 145         | 9         | 0        | .277        | .427        | .327        |
| PHI           | 0         | 0         | 0.00        | 0          | 0          | 0        | 0        | 0          | 0         | 0.0           | 0           | 0          | 0          | 0          | 0         | 0         | 0         | 0          | 0         | 0           | 0         | 0        | .000        | .000        | .000        |
| PIT           | 0         | 0         | 0.00        | 0          | 0          | 0        | 0        | 0          | 0         | 0.0           | 0           | 0          | 0          | 0          | 0         | 0         | 0         | 0          | 0         | 0           | 0         | 0        | .000        | .000        | .000        |
| TB            | 4         | 3         | 1.83        | 7          | 7          | 1        | 1        | 6          | 3         | 64.0          | 45          | 14         | 13         | 3          | 2         | 1         | 6         | 12         | 2         | 48          | 4         | 2        | .200        | .293        | .258        |
| SD            | 3         | 1         | 1.25        | 4          | 4          | 1        | 1        | 3          | 0         | 36.0          | 18          | 8          | 5          | 1          | 1         | 1         | 3         | 16         | 1         | 34          | 1         | 0        | .149        | .207        | .262        |
| TEX           | 12        | 7         | 3.24        | 19         | 19         | 0        | 0        | 19         | 8         | 172.0         | 144         | 68         | 62         | 12         | 4         | 3         | 19        | 59         | 3         | 150         | 13        | 2        | .227        | .328        | .310        |
| SF            | 2         | 2         | 3.60        | 4          | 4          | 0        | 0        | 4          | 1         | 35.0          | 30          | 14         | 14         | 1          | 0         | 0         | 0         | 10         | 0         | 24          | 1         | 0        | .226        | .293        | .280        |
| TOR           | 4         | 2         | 4.33        | 6          | 6          | 0        | 0        | 6          | 3         | 54.0          | 45          | 28         | 26         | 9          | 0         | 2         |           |            |           |             |           |          |             |             |             |



# vs. Left (Batting / Pitching)

| BATTER         | AVG         | G           | AB         | R          | H         | 2B         | 3B         | HR         | RBI       | SH        | SF       | HP         | BB         | SO        | SB        | CS        | DP          | GI          |      |
|----------------|-------------|-------------|------------|------------|-----------|------------|------------|------------|-----------|-----------|----------|------------|------------|-----------|-----------|-----------|-------------|-------------|------|
|                |             |             |            |            |           |            |            |            |           |           |          |            |            |           |           |           |             | SLG         | OBP  |
| Ackley,D       | .188        | 18          | 16         | 2          | 3         | 1          | 0          | 0          | 0         | 2         | 0        | 0          | 3          | 4         | 1         | 0         | 0           | .250        | .316 |
| SEAS TOTAL     | .136        | 21          | 22         | 3          | 3         | 1          | 0          | 0          | 0         | 2         | 0        | 0          | 3          | 6         | 1         | 0         | 0           | .182        | .240 |
| Baron,S        | .000        | 2           | 3          | 0          | 0         | 0          | 0          | 0          | 0         | 0         | 0        | 0          | 0          | 0         | 0         | 0         | 1           | .000        | .000 |
| Bloomquist,W   | .184        | 21          | 38         | 2          | 7         | 1          | 0          | 0          | 2         | 0         | 0        | 1          | 2          | 5         | 1         | 1         | 2           | .211        | .244 |
| Cano,R         | .270        | 104         | 226        | 25         | 61        | 4          | 0          | 9          | 31        | 0         | 1        | 1          | 12         | 43        | 0         | 3         | 7           | .407        | .308 |
| Castillo,W     | .429        | 2           | 7          | 2          | 3         | 0          | 0          | 0          | 0         | 0         | 0        | 0          | 0          | 2         | 0         | 0         | 1           | .429        | .429 |
| SEAS TOTAL     | .247        | 44          | 93         | 15         | 23        | 4          | 0          | 6          | 17        | 0         | 1        | 0          | 10         | 32        | 0         | 0         | 3           | .484        | .317 |
| Cruz,N         | .357        | 77          | 168        | 33         | 60        | 9          | 1          | 14         | 27        | 0         | 0        | 0          | 23         | 41        | 1         | 0         | 3           | .673        | .435 |
| Gutierrez,F    | .317        | 43          | 104        | 14         | 33        | 7          | 0          | 8          | 19        | 0         | 1        | 0          | 7          | 28        | 0         | 0         | 5           | .615        | .357 |
| Hicks,J        | .100        | 6           | 10         | 1          | 1         | 0          | 0          | 0          | 1         | 1         | 0        | 0          | 0          | 7         | 0         | 0         | 0           | .100        | .100 |
| Jackson,A      | .294        | 61          | 143        | 21         | 42        | 2          | 2          | 5          | 19        | 0         | 0        | 1          | 6          | 34        | 3         | 0         | 2           | .441        | .327 |
| SEAS TOTAL     | .281        | 79          | 167        | 24         | 47        | 4          | 2          | 6          | 25        | 0         | 0        | 2          | 11         | 42        | 3         | 0         | 3           | .437        | .333 |
| Jones,J        | .000        | 5           | 5          | 0          | 0         | 0          | 0          | 0          | 0         | 0         | 0        | 0          | 0          | 2         | 0         | 1         | 0           | .000        | .000 |
| Marte,K        | .257        | 40          | 101        | 11         | 26        | 9          | 1          | 1          | 9         | 1         | 0        | 0          | 10         | 20        | 3         | 1         | 1           | .396        | .324 |
| Miller,B       | .234        | 69          | 111        | 11         | 26        | 2          | 0          | 0          | 9         | 2         | 3        | 0          | 5          | 26        | 1         | 1         | 2           | .252        | .261 |
| Montero,J      | .205        | 30          | 73         | 6          | 15        | 3          | 0          | 2          | 7         | 0         | 0        | 0          | 4          | 21        | 0         | 0         | 2           | .329        | .247 |
| Morrison,L     | .190        | 84          | 142        | 15         | 27        | 8          | 0          | 0          | 9         | 1         | 0        | 2          | 10         | 30        | 1         | 0         | 4           | .246        | .253 |
| O'Malley,S     | .263        | 15          | 19         | 7          | 5         | 1          | 0          | 0          | 3         | 2         | 1        | 0          | 6          | 3         | 0         | 0         | 0           | .316        | .423 |
| Romero,S       | .200        | 6           | 15         | 5          | 3         | 1          | 0          | 1          | 2         | 0         | 0        | 0          | 2          | 3         | 0         | 0         | 0           | .467        | .294 |
| Ruggiano,J     | .263        | 20          | 38         | 5          | 10        | 2          | 0          | 2          | 3         | 0         | 0        | 0          | 5          | 12        | 1         | 1         | 0           | .474        | .349 |
| SEAS TOTAL     | .301        | 39          | 83         | 15         | 25        | 6          | 1          | 5          | 11        | 0         | 0        | 1          | 8          | 22        | 3         | 1         | 1           | .578        | .370 |
| Seager,K       | .297        | 98          | 229        | 30         | 68        | 10         | 0          | 13         | 35        | 0         | 2        | 2          | 8          | 44        | 3         | 2         | 6           | .511        | .324 |
| Smith,S        | .200        | 45          | 50         | 2          | 10        | 4          | 0          | 1          | 4         | 1         | 0        | 1          | 1          | 19        | 0         | 0         | 4           | .340        | .231 |
| Sucre,J        | .289        | 23          | 38         | 5          | 11        | 4          | 0          | 0          | 4         | 3         | 0        | 0          | 5          | 3         | 0         | 0         | 5           | .395        | .372 |
| Taylor,C       | .241        | 13          | 29         | 4          | 7         | 1          | 1          | 0          | 1         | 1         | 0        | 0          | 2          | 7         | 1         | 0         | 0           | .345        | .290 |
| Trumbo,M       | .288        | 57          | 132        | 18         | 38        | 5          | 0          | 7          | 17        | 0         | 1        | 0          | 7          | 35        | 0         | 0         | 4           | .485        | .321 |
| SEAS TOTAL     | .289        | 78          | 173        | 25         | 50        | 6          | 1          | 11         | 25        | 0         | 1        | 0          | 11         | 40        | 0         | 0         | 4           | .526        | .330 |
| Weeks Jr,R     | .234        | 24          | 47         | 5          | 11        | 1          | 0          | 2          | 9         | 0         | 0        | 1          | 4          | 9         | 0         | 0         | 1           | .383        | .308 |
| Zunino,M       | .206        | 47          | 102        | 9          | 21        | 4          | 0          | 1          | 7         | 4         | 1        | 0          | 6          | 36        | 0         | 0         | 3           | .275        | .248 |
| PITCHERS       | .250        |             | 4          | 0          | 1         | 1          | 0          | 0          | 1         | 1         | 0        | 0          | 0          | 3         | 0         | 0         | 0           | .500        | .250 |
| <b>TOTALS</b>  | <b>.264</b> | <b>1850</b> | <b>233</b> | <b>489</b> | <b>80</b> | <b>5</b>   | <b>66</b>  | <b>219</b> | <b>19</b> | <b>10</b> | <b>9</b> | <b>128</b> | <b>437</b> | <b>16</b> | <b>10</b> | <b>53</b> | <b>.420</b> | <b>.313</b> |      |
| <b>PITCHER</b> | <b>AVG</b>  | <b>AB</b>   | <b>H</b>   | <b>HR</b>  | <b>HB</b> | <b>BB</b>  | <b>SO</b>  |            |           |           |          |            |            |           |           |           |             |             |      |
| Beimel,J       | .280        | 75          | 21         | 4          | 1         | 7          | 13         |            |           |           |          |            |            |           |           |           |             |             |      |
| Elias,R        | .227        | 97          | 22         | 1          | 2         | 8          | 34         |            |           |           |          |            |            |           |           |           |             |             |      |
| Farquhar,D     | .220        | 91          | 20         | 3          | 0         | 8          | 26         |            |           |           |          |            |            |           |           |           |             |             |      |
| Furbush,C      | .105        | 38          | 4          | 0          | 0         | 2          | 11         |            |           |           |          |            |            |           |           |           |             |             |      |
| Guaife,M       | .452        | 42          | 19         | 3          | 0         | 8          | 8          |            |           |           |          |            |            |           |           |           |             |             |      |
| Happ,J         | .287        | 101         | 29         | 2          | 0         | 5          | 32         |            |           |           |          |            |            |           |           |           |             |             |      |
| Hernandez,F    | .234        | 380         | 89         | 12         | 5         | 35         | 81         |            |           |           |          |            |            |           |           |           |             |             |      |
| Iwakuma,H      | .261        | 245         | 64         | 8          | 0         | 9          | 52         |            |           |           |          |            |            |           |           |           |             |             |      |
| Kensing,L      | .143        | 14          | 2          | 1          | 0         | 4          | 3          |            |           |           |          |            |            |           |           |           |             |             |      |
| Leone,D        | .192        | 26          | 5          | 0          | 0         | 7          | 6          |            |           |           |          |            |            |           |           |           |             |             |      |
| Lowe,M         | .250        | 52          | 13         | 0          | 1         | 6          | 22         |            |           |           |          |            |            |           |           |           |             |             |      |
| Luetge,L       | .000        | 1           | 0          | 0          | 0         | 0          | 0          |            |           |           |          |            |            |           |           |           |             |             |      |
| Medina,Y       | .250        | 20          | 5          | 1          | 0         | 3          | 3          |            |           |           |          |            |            |           |           |           |             |             |      |
| Montgomery,M   | .303        | 89          | 27         | 2          | 1         | 10         | 19         |            |           |           |          |            |            |           |           |           |             |             |      |
| Nuño,V         | .221        | 68          | 15         | 1          | 3         | 2          | 22         |            |           |           |          |            |            |           |           |           |             |             |      |
| Olmos,E        | .200        | 10          | 2          | 0          | 1         | 1          | 0          |            |           |           |          |            |            |           |           |           |             |             |      |
| Olson,T        | .350        | 20          | 7          | 0          | 1         | 3          | 6          |            |           |           |          |            |            |           |           |           |             |             |      |
| Paxton,J       | .404        | 57          | 23         | 2          | 0         | 10         | 14         |            |           |           |          |            |            |           |           |           |             |             |      |
| Ramirez,J      | .286        | 14          | 4          | 0          | 1         | 5          | 0          |            |           |           |          |            |            |           |           |           |             |             |      |
| Ramirez,J      | .250        | 8           | 2          | 0          | 2         | 3          | 2          |            |           |           |          |            |            |           |           |           |             |             |      |
| Rasmussen,R    | .367        | 30          | 11         | 2          | 0         | 3          | 6          |            |           |           |          |            |            |           |           |           |             |             |      |
| Rodney,F       | .284        | 88          | 25         | 4          | 3         | 15         | 28         |            |           |           |          |            |            |           |           |           |             |             |      |
| Rollins,D      | .333        | 33          | 11         | 2          | 1         | 3          | 6          |            |           |           |          |            |            |           |           |           |             |             |      |
| Smith,C        | .227        | 110         | 25         | 0          | 4         | 10         | 31         |            |           |           |          |            |            |           |           |           |             |             |      |
| Sucre,J        | .571        | 7           | 4          | 1          | 0         | 0          | 0          |            |           |           |          |            |            |           |           |           |             |             |      |
| Walker,T       | .256        | 352         | 90         | 12         | 2         | 23         | 89         |            |           |           |          |            |            |           |           |           |             |             |      |
| Wilhelmsen,T   | .323        | 96          | 31         | 1          | 1         | 15         | 27         |            |           |           |          |            |            |           |           |           |             |             |      |
| Zych,T         | .200        | 20          | 4          | 1          | 0         | 1          | 9          |            |           |           |          |            |            |           |           |           |             |             |      |
| <b>TOTALS</b>  | <b>.263</b> | <b>2184</b> | <b>574</b> | <b>63</b>  | <b>29</b> | <b>206</b> | <b>550</b> |            |           |           |          |            |            |           |           |           |             |             |      |



# vs. Right (Batting / Pitching)



| BATTER         | AVG         | G   | AB          | R          | H          | 2B         | 3B         | HR         | RBI        | SH        | SF         | HP        | BB         | SO         | SB        | CS        | GI        |             | SLG         | OBP |
|----------------|-------------|-----|-------------|------------|------------|------------|------------|------------|------------|-----------|------------|-----------|------------|------------|-----------|-----------|-----------|-------------|-------------|-----|
|                |             |     |             |            |            |            |            |            |            |           |            |           |            |            |           |           | DP        | DP          |             |     |
| Ackley, D      | .218        | 80  | 170         | 20         | 37         | 7          | 1          | 6          | 19         | 1         | 3          | 1         | 11         | 34         | 1         | 2         | 3         | .376        | .265        |     |
| SEAS TOTAL     | .241        | 102 | 216         | 25         | 52         | 10         | 3          | 10         | 30         | 1         | 4          | 1         | 15         | 39         | 1         | 2         | 3         | .454        | .288        |     |
| Baron, S       | .000        | 4   | 8           | 0          | 0          | 0          | 0          | 0          | 0          | 0         | 0          | 0         | 0          | 2          | 0         | 0         | 1         | .000        | .000        |     |
| Bloomquist, W  | .129        | 21  | 31          | 0          | 4          | 0          | 0          | 0          | 2          | 0         | 0          | 0         | 0          | 8          | 0         | 0         | 0         | .129        | .129        |     |
| Cano, R        | .296        | 140 | 398         | 57         | 118        | 30         | 1          | 12         | 48         | 0         | 3          | 2         | 31         | 64         | 2         | 3         | 19        | .467        | .348        |     |
| Castillo, W    | .056        | 5   | 18          | 1          | 1          | 0          | 0          | 0          | 2          | 0         | 2          | 0         | 1          | 3          | 0         | 0         | 1         | .056        | .095        |     |
| SEAS TOTAL     | .233        | 99  | 249         | 27         | 58         | 11         | 1          | 13         | 40         | 0         | 4          | 6         | 15         | 60         | 0         | 0         | 9         | .442        | .288        |     |
| Cruz, N        | .280        | 142 | 422         | 57         | 118        | 13         | 0          | 30         | 66         | 0         | 1          | 5         | 36         | 123        | 2         | 2         | 3         | .524        | .343        |     |
| Gutierrez, F   | .254        | 43  | 67          | 13         | 17         | 4          | 0          | 7          | 16         | 0         | 0          | 3         | 7          | 26         | 0         | 0         | 0         | .627        | .351        |     |
| Hicks, J       | .045        | 16  | 22          | 0          | 1          | 1          | 0          | 0          | 0          | 0         | 0          | 0         | 1          | 11         | 1         | 1         | 0         | .091        | .087        |     |
| Jackson, A     | .261        | 99  | 276         | 25         | 72         | 16         | 1          | 3          | 19         | 3         | 1          | 0         | 18         | 73         | 12        | 9         | 2         | .359        | .305        |     |
| SEAS TOTAL     | .259        | 124 | 324         | 32         | 84         | 21         | 1          | 3          | 23         | 3         | 1          | 1         | 18         | 84         | 14        | 10        | 2         | .358        | .299        |     |
| Jones, J       | .125        | 24  | 24          | 1          | 3          | 1          | 0          | 0          | 0          | 0         | 0          | 0         | 2          | 11         | 1         | 0         | 0         | .167        | .192        |     |
| Marte, K       | .305        | 49  | 118         | 14         | 36         | 5          | 2          | 1          | 8          | 1         | 2          | 0         | 14         | 23         | 5         | 3         | 0         | .407        | .373        |     |
| Miller, B      | .266        | 132 | 327         | 33         | 87         | 20         | 4          | 11         | 37         | 2         | 3          | 2         | 42         | 75         | 12        | 3         | 5         | .453        | .350        |     |
| Montero, J     | .256        | 18  | 39          | 5          | 10         | 3          | 0          | 3          | 12         | 0         | 0          | 0         | 0          | 11         | 0         | 0         | 0         | .564        | .256        |     |
| Morrison, L    | .241        | 130 | 315         | 32         | 76         | 7          | 3          | 17         | 45         | 0         | 2          | 2         | 37         | 51         | 7         | 4         | 3         | .444        | .323        |     |
| O'Malley, S    | .261        | 21  | 23          | 3          | 6          | 0          | 0          | 1          | 4          | 0         | 0          | 0         | 6          | 11         | 3         | 0         | 0         | .391        | .414        |     |
| Romero, S      | .167        | 10  | 6           | 1          | 1          | 0          | 0          | 0          | 1          | 0         | 0          | 0         | 1          | 3          | 0         | 0         | 0         | .167        | .286        |     |
| Ruggiano, J    | .156        | 22  | 32          | 3          | 5          | 2          | 0          | 0          | 0          | 0         | 0          | 0         | 6          | 15         | 2         | 1         | 0         | .219        | .289        |     |
| SEAS TOTAL     | .143        | 29  | 42          | 5          | 6          | 2          | 0          | 1          | 4          | 0         | 0          | 1         | 6          | 19         | 2         | 1         | 0         | .262        | .265        |     |
| Seager, K      | .249        | 142 | 394         | 55         | 98         | 27         | 0          | 13         | 39         | 0         | 2          | 3         | 46         | 54         | 3         | 4         | 11        | .416        | .330        |     |
| Smith, S       | .255        | 131 | 345         | 52         | 88         | 27         | 5          | 11         | 38         | 0         | 5          | 3         | 46         | 80         | 0         | 0         | 11        | .458        | .343        |     |
| Sucre, J       | .101        | 45  | 89          | 4          | 9          | 2          | 0          | 1          | 3          | 6         | 0          | 0         | 1          | 18         | 0         | 0         | 1         | .157        | .111        |     |
| Taylor, C      | .138        | 32  | 65          | 5          | 9          | 2          | 0          | 0          | 0          | 1         | 0          | 0         | 4          | 24         | 2         | 2         | 0         | .169        | .188        |     |
| Trumbo, M      | .248        | 81  | 202         | 21         | 50         | 8          | 0          | 6          | 24         | 0         | 0          | 0         | 19         | 58         | 0         | 0         | 4         | .376        | .312        |     |
| SEAS TOTAL     | .248        | 126 | 335         | 37         | 83         | 17         | 2          | 11         | 39         | 0         | 0          | 0         | 25         | 92         | 0         | 0         | 8         | .409        | .300        |     |
| Weeks Jr, R    | .081        | 23  | 37          | 2          | 3          | 0          | 0          | 0          | 0          | 0         | 0          | 1         | 5          | 16         | 0         | 0         | 2         | .081        | .209        |     |
| Zunino, M      | .161        | 101 | 248         | 19         | 40         | 7          | 0          | 10         | 21         | 4         | 1          | 5         | 15         | 96         | 0         | 1         | 3         | .310        | .223        |     |
| PITCHERS       | .056        |     | 18          | 0          | 1          | 0          | 0          | 0          | 1          | 1         | 0          | 0         | 1          | 9          | 0         | 0         | 1         | .056        | .105        |     |
| <b>TOTALS</b>  | <b>.241</b> |     | <b>3694</b> | <b>423</b> | <b>890</b> | <b>182</b> | <b>17</b>  | <b>132</b> | <b>405</b> | <b>19</b> | <b>25</b>  | <b>27</b> | <b>350</b> | <b>899</b> | <b>53</b> | <b>35</b> | <b>70</b> | <b>.407</b> | <b>.309</b> |     |
| <b>PITCHER</b> | <b>AVG</b>  |     | <b>AB</b>   |            | <b>H</b>   |            | <b>HR</b>  |            | <b>HB</b>  |           | <b>BB</b>  |           | <b>SO</b>  |            |           |           |           |             |             |     |
| Beimel, J      | .286        |     | 98          |            | 28         |            | 4          |            | 0          |           | 9          |           | 9          |            |           |           |           |             |             |     |
| Elias, R       | .251        |     | 335         |            | 84         |            | 14         |            | 7          |           | 36         |           | 63         |            |           |           |           |             |             |     |
| Farquhar, D    | .306        |     | 108         |            | 33         |            | 6          |            | 1          |           | 9          |           | 22         |            |           |           |           |             |             |     |
| Furbush, C     | .139        |     | 36          |            | 5          |            | 2          |            | 2          |           | 3          |           | 6          |            |           |           |           |             |             |     |
| Guaife, M      | .246        |     | 61          |            | 15         |            | 2          |            | 3          |           | 5          |           | 14         |            |           |           |           |             |             |     |
| Happ, J        | .277        |     | 332         |            | 92         |            | 11         |            | 2          |           | 27         |           | 50         |            |           |           |           |             |             |     |
| Hernandez, F   | .246        |     | 370         |            | 91         |            | 11         |            | 4          |           | 23         |           | 110        |            |           |           |           |             |             |     |
| Iwakuma, H     | .219        |     | 242         |            | 53         |            | 10         |            | 1          |           | 12         |           | 59         |            |           |           |           |             |             |     |
| Kensing, L     | .238        |     | 42          |            | 10         |            | 1          |            | 0          |           | 3          |           | 10         |            |           |           |           |             |             |     |
| Leone, D       | .316        |     | 19          |            | 6          |            | 1          |            | 0          |           | 2          |           | 1          |            |           |           |           |             |             |     |
| Lowe, M        | .225        |     | 80          |            | 18         |            | 1          |            | 0          |           | 5          |           | 25         |            |           |           |           |             |             |     |
| Luetge, L      | .000        |     | 5           |            | 0          |            | 0          |            | 0          |           | 2          |           | 2          |            |           |           |           |             |             |     |
| Medina, Y      | .222        |     | 27          |            | 6          |            | 0          |            | 0          |           | 4          |           | 6          |            |           |           |           |             |             |     |
| Montgomery, M  | .246        |     | 264         |            | 65         |            | 9          |            | 3          |           | 27         |           | 45         |            |           |           |           |             |             |     |
| Nuño, V        | .295        |     | 220         |            | 65         |            | 13         |            | 2          |           | 15         |           | 40         |            |           |           |           |             |             |     |
| Olmos, E       | .298        |     | 47          |            | 14         |            | 1          |            | 0          |           | 7          |           | 4          |            |           |           |           |             |             |     |
| Olson, T       | .344        |     | 32          |            | 11         |            | 2          |            | 0          |           | 7          |           | 2          |            |           |           |           |             |             |     |
| Paxton, J      | .212        |     | 208         |            | 44         |            | 6          |            | 0          |           | 19         |           | 42         |            |           |           |           |             |             |     |
| Ramirez, J     | .286        |     | 21          |            | 6          |            | 2          |            | 0          |           | 2          |           | 5          |            |           |           |           |             |             |     |
| Ramirez, J     | .438        |     | 16          |            | 7          |            | 0          |            | 0          |           | 3          |           | 1          |            |           |           |           |             |             |     |
| Rasmussen, R   | .378        |     | 37          |            | 14         |            | 0          |            | 0          |           | 5          |           | 10         |            |           |           |           |             |             |     |
| Rodney, F      | .243        |     | 107         |            | 26         |            | 4          |            | 2          |           | 10         |           | 15         |            |           |           |           |             |             |     |
| Rollins, D     | .351        |     | 74          |            | 26         |            | 1          |            | 1          |           | 5          |           | 15         |            |           |           |           |             |             |     |
| Smith, C       | .169        |     | 142         |            | 24         |            | 2          |            | 3          |           | 12         |           | 61         |            |           |           |           |             |             |     |
| Sucre, J       | .500        |     | 4           |            | 2          |            | 0          |            | 0          |           | 0          |           | 0          |            |           |           |           |             |             |     |
| Walker, T      | .247        |     | 296         |            | 73         |            | 13         |            | 7          |           | 17         |           | 68         |            |           |           |           |             |             |     |
| Wilhelmsen, T  | .189        |     | 132         |            | 25         |            | 2          |            | 1          |           | 14         |           | 33         |            |           |           |           |             |             |     |
| Zych, T        | .255        |     | 51          |            | 13         |            | 0          |            | 2          |           | 2          |           | 15         |            |           |           |           |             |             |     |
| <b>TOTALS</b>  | <b>.251</b> |     | <b>3406</b> |            | <b>856</b> |            | <b>118</b> |            | <b>41</b>  |           | <b>285</b> |           | <b>733</b> |            |           |           |           |             |             |     |



# Runners in Scoring Position

| PLAYER        | OUTS | AVG   | AB   | H   | 2B | 3B | HR | TOT<br>RBI | SP<br>RBI | MISP | MOB  | BB  | IBB | SO  | SH | SF | GIDP |
|---------------|------|-------|------|-----|----|----|----|------------|-----------|------|------|-----|-----|-----|----|----|------|
| MARINERS      | <2   | .248  | 697  | 173 | 37 | 2  | 20 | 243        | 205       | 956  | 1329 | 68  | 11  | 182 | 17 | 35 | 47   |
| MARINERS      | =2   | .212  | 604  | 128 | 26 | 4  | 18 | 167        | 136       | 814  | 1123 | 85  | 20  | 162 | 0  | 0  | 0    |
| MARINERS      |      | .231  | 1301 | 301 | 63 | 6  | 38 | 410        | 341       | 1770 | 2452 | 153 | 31  | 344 | 17 | 35 | 47   |
| Ackley, D     | <2   | .211  | 19   | 4   | 1  | 0  | 0  | 7          | 7         | 26   | 34   | 2   | 0   | 5   | 0  | 3  | 1    |
| Ackley, D     | =2   | .038  | 26   | 1   | 1  | 0  | 0  | 2          | 2         | 34   | 52   | 2   | 0   | 7   | 0  | 0  | 0    |
| Ackley, D     |      | .111  | 45   | 5   | 2  | 0  | 0  | 9          | 9         | 60   | 86   | 4   | 0   | 12  | 0  | 3  | 1    |
| Baron, S      | <2   | .000  | 2    | 0   | 0  | 0  | 0  | 0          | 0         | 4    | 4    | 0   | 0   | 2   | 0  | 0  | 0    |
| Baron, S      | =2   | .000  | 0    | 0   | 0  | 0  | 0  | 0          | 0         | 0    | 0    | 0   | 0   | 0   | 0  | 0  | 0    |
| Baron, S      |      | .000  | 2    | 0   | 0  | 0  | 0  | 0          | 0         | 4    | 4    | 0   | 0   | 2   | 0  | 0  | 0    |
| Bloomquist, W | <2   | .231  | 13   | 3   | 1  | 0  | 0  | 4          | 3         | 16   | 24   | 0   | 0   | 1   | 0  | 0  | 1    |
| Bloomquist, W | =2   | .000  | 7    | 0   | 0  | 0  | 0  | 0          | 0         | 10   | 13   | 0   | 0   | 1   | 0  | 0  | 0    |
| Bloomquist, W |      | .150  | 20   | 3   | 1  | 0  | 0  | 4          | 3         | 26   | 37   | 0   | 0   | 2   | 0  | 0  | 1    |
| Cano, R       | <2   | .321  | 84   | 27  | 4  | 1  | 2  | 33         | 27        | 99   | 147  | 3   | 1   | 16  | 0  | 4  | 12   |
| Cano, R       | =2   | .239  | 71   | 17  | 3  | 0  | 3  | 21         | 16        | 91   | 120  | 10  | 4   | 20  | 0  | 0  | 0    |
| Cano, R       |      | .284  | 155  | 44  | 7  | 1  | 5  | 54         | 43        | 190  | 267  | 13  | 5   | 36  | 0  | 4  | 12   |
| Castillo, W   | <2   | .000  | 5    | 0   | 0  | 0  | 0  | 2          | 2         | 9    | 14   | 0   | 0   | 0   | 0  | 2  | 2    |
| Castillo, W   | =2   | .000  | 2    | 0   | 0  | 0  | 0  | 0          | 0         | 2    | 3    | 0   | 0   | 0   | 0  | 0  | 0    |
| Castillo, W   |      | .000  | 7    | 0   | 0  | 0  | 0  | 2          | 2         | 11   | 17   | 0   | 0   | 0   | 0  | 2  | 2    |
| Cruz, N       | <2   | .308  | 78   | 24  | 4  | 0  | 5  | 27         | 20        | 100  | 131  | 9   | 4   | 20  | 0  | 1  | 3    |
| Cruz, N       | =2   | .271  | 70   | 19  | 2  | 0  | 3  | 24         | 18        | 92   | 127  | 12  | 5   | 24  | 0  | 0  | 0    |
| Cruz, N       |      | .291  | 148  | 43  | 6  | 0  | 8  | 51         | 38        | 192  | 258  | 21  | 9   | 44  | 0  | 1  | 3    |
| Gutierrez, F  | <2   | .240  | 25   | 6   | 2  | 0  | 3  | 14         | 8         | 34   | 50   | 2   | 1   | 11  | 0  | 1  | 2    |
| Gutierrez, F  | =2   | .294  | 17   | 5   | 3  | 0  | 1  | 8          | 6         | 25   | 38   | 4   | 0   | 4   | 0  | 0  | 0    |
| Gutierrez, F  |      | .262  | 42   | 11  | 5  | 0  | 4  | 22         | 14        | 59   | 88   | 6   | 1   | 15  | 0  | 1  | 2    |
| Hicks, J      | <2   | .000  | 5    | 0   | 0  | 0  | 0  | 1          | 1         | 6    | 8    | 0   | 0   | 2   | 1  | 0  | 0    |
| Hicks, J      | =2   | .000  | 3    | 0   | 0  | 0  | 0  | 0          | 0         | 4    | 6    | 1   | 0   | 3   | 0  | 0  | 0    |
| Hicks, J      |      | .000  | 8    | 0   | 0  | 0  | 0  | 1          | 1         | 10   | 14   | 1   | 0   | 5   | 1  | 0  | 0    |
| Iwakuma, H    | <2   | .000  | 0    | 0   | 0  | 0  | 0  | 0          | 0         | 0    | 0    | 0   | 0   | 0   | 0  | 0  | 0    |
| Iwakuma, H    | =2   | .000  | 1    | 0   | 0  | 0  | 0  | 0          | 0         | 2    | 2    | 0   | 0   | 1   | 0  | 0  | 0    |
| Iwakuma, H    |      | .000  | 1    | 0   | 0  | 0  | 0  | 0          | 0         | 2    | 2    | 0   | 0   | 1   | 0  | 0  | 0    |
| Jackson, A    | <2   | .357  | 56   | 20  | 1  | 0  | 2  | 21         | 18        | 71   | 95   | 1   | 0   | 14  | 1  | 1  | 2    |
| Jackson, A    | =2   | .143  | 35   | 5   | 1  | 0  | 0  | 7          | 7         | 47   | 63   | 5   | 0   | 10  | 0  | 0  | 0    |
| Jackson, A    |      | .275  | 91   | 25  | 2  | 0  | 2  | 28         | 25        | 118  | 158  | 6   | 0   | 24  | 1  | 1  | 2    |
| Jones, J      | <2   | .000  | 3    | 0   | 0  | 0  | 0  | 0          | 0         | 3    | 4    | 0   | 0   | 1   | 0  | 0  | 0    |
| Jones, J      | =2   | .000  | 1    | 0   | 0  | 0  | 0  | 0          | 0         | 2    | 3    | 0   | 0   | 1   | 0  | 0  | 0    |
| Jones, J      |      | .000  | 4    | 0   | 0  | 0  | 0  | 0          | 0         | 5    | 7    | 0   | 0   | 2   | 0  | 0  | 0    |
| Marte, K      | <2   | .300  | 20   | 6   | 1  | 0  | 0  | 8          | 8         | 34   | 44   | 2   | 0   | 5   | 1  | 2  | 1    |
| Marte, K      | =2   | .350  | 20   | 7   | 2  | 1  | 0  | 7          | 7         | 29   | 35   | 3   | 0   | 3   | 0  | 0  | 0    |
| Marte, K      |      | .325  | 40   | 13  | 3  | 1  | 0  | 15         | 15        | 63   | 79   | 5   | 0   | 8   | 1  | 2  | 1    |
| Miller, B     | <2   | .239  | 46   | 11  | 4  | 1  | 0  | 16         | 16        | 76   | 101  | 11  | 0   | 12  | 2  | 6  | 2    |
| Miller, B     | =2   | .273  | 55   | 15  | 2  | 1  | 1  | 16         | 15        | 63   | 94   | 2   | 0   | 12  | 0  | 0  | 0    |
| Miller, B     |      | .257  | 101  | 26  | 6  | 2  | 1  | 32         | 31        | 139  | 195  | 13  | 0   | 24  | 2  | 6  | 2    |
| Montero, J    | <2   | .273  | 11   | 3   | 1  | 0  | 0  | 6          | 6         | 18   | 28   | 2   | 0   | 1   | 0  | 0  | 1    |
| Montero, J    | =2   | .222  | 18   | 4   | 1  | 0  | 1  | 7          | 4         | 21   | 33   | 1   | 0   | 6   | 0  | 0  | 0    |
| Montero, J    |      | .241  | 29   | 7   | 2  | 0  | 1  | 13         | 10        | 39   | 61   | 3   | 0   | 7   | 0  | 0  | 1    |
| Morrison, L   | <2   | .206  | 68   | 14  | 4  | 0  | 1  | 23         | 20        | 92   | 131  | 5   | 1   | 13  | 1  | 2  | 2    |
| Morrison, L   | =2   | .243  | 37   | 9   | 1  | 1  | 3  | 14         | 8         | 59   | 88   | 15  | 4   | 6   | 0  | 0  | 0    |
| Morrison, L   |      | .219  | 105  | 23  | 5  | 1  | 4  | 37         | 28        | 151  | 219  | 20  | 5   | 19  | 1  | 2  | 2    |
| Nuno, V       | <2   | .000  | 0    | 0   | 0  | 0  | 0  | 0          | 0         | 0    | 0    | 0   | 0   | 0   | 0  | 0  | 0    |
| Nuno, V       | =2   | 1.000 | 1    | 1   | 0  | 0  | 0  | 1          | 1         | 1    | 1    | 0   | 0   | 0   | 0  | 0  | 0    |
| Nuno, V       |      | 1.000 | 1    | 1   | 0  | 0  | 0  | 1          | 1         | 1    | 1    | 0   | 0   | 0   | 0  | 0  | 0    |
| O'Malley, S   | <2   | 1.000 | 2    | 2   | 0  | 0  | 0  | 2          | 2         | 6    | 8    | 1   | 0   | 0   | 1  | 1  | 0    |
| O'Malley, S   | =2   | .600  | 5    | 3   | 0  | 0  | 0  | 4          | 4         | 9    | 13   | 3   | 0   | 1   | 0  | 0  | 0    |
| O'Malley, S   |      | .714  | 7    | 5   | 0  | 0  | 0  | 6          | 6         | 15   | 21   | 4   | 0   | 1   | 1  | 1  | 0    |
| Romero, S     | <2   | .500  | 2    | 1   | 0  | 0  | 0  | 1          | 1         | 2    | 3    | 0   | 0   | 0   | 0  | 0  | 0    |
| Romero, S     | =2   | .000  | 2    | 0   | 0  | 0  | 0  | 0          | 0         | 2    | 3    | 0   | 0   | 0   | 0  | 0  | 0    |
| Romero, S     |      | .250  | 4    | 1   | 0  | 0  | 0  | 1          | 1         | 4    | 6    | 0   | 0   | 0   | 0  | 0  | 0    |
| Ruggiano, J   | <2   | .400  | 5    | 2   | 0  | 0  | 1  | 2          | 1         | 5    | 8    | 0   | 0   | 2   | 0  | 0  | 0    |
| Ruggiano, J   | =2   | .000  | 3    | 0   | 0  | 0  | 0  | 0          | 0         | 4    | 5    | 0   | 0   | 1   | 0  | 0  | 0    |
| Ruggiano, J   |      | .250  | 8    | 2   | 0  | 0  | 1  | 2          | 1         | 9    | 13   | 0   | 0   | 3   | 0  | 0  | 0    |
| Seager, K     | <2   | .200  | 80   | 16  | 4  | 0  | 3  | 30         | 23        | 109  | 150  | 11  | 2   | 19  | 0  | 4  | 5    |
| Seager, K     | =2   | .154  | 65   | 10  | 1  | 0  | 2  | 15         | 12        | 92   | 124  | 11  | 4   | 11  | 0  | 0  | 0    |
| Seager, K     |      | .179  | 145  | 26  | 5  | 0  | 5  | 45         | 35        | 201  | 274  | 22  | 6   | 30  | 0  | 4  | 5    |
| Smith, S      | <2   | .220  | 41   | 9   | 5  | 0  | 0  | 13         | 13        | 68   | 88   | 8   | 2   | 11  | 1  | 5  | 5    |
| Smith, S      | =2   | .314  | 35   | 11  | 3  | 1  | 2  | 15         | 13        | 50   | 65   | 5   | 2   | 9   | 0  | 0  | 0    |
| Smith, S      |      | .263  | 76   | 20  | 8  | 1  | 2  | 28         | 26        | 118  | 153  | 13  | 4   | 20  | 1  | 5  | 5    |
| Sucre, J      | <2   | .188  | 16   | 3   | 0  | 0  | 0  | 4          | 4         | 23   | 35   | 0   | 0   | 2   | 4  | 0  | 4    |
| Sucre, J      | =2   | .111  | 18   | 2   | 1  | 0  | 0  | 2          | 2         | 22   | 29   | 0   | 0   | 4   | 0  | 0  | 0    |
| Sucre, J      |      | .147  | 34   | 5   | 1  | 0  | 0  | 6          | 6         | 45   | 64   | 0   | 0   | 6   | 4  | 0  | 4    |
| Taylor, C     | <2   | .200  | 5    | 1   | 0  | 0  | 0  | 0          | 0         | 6    | 8    | 0   | 0   | 2   | 0  | 0  | 0    |
| Taylor, C     | =2   | .000  | 13   | 0   | 0  | 0  | 0  | 0          | 0         | 15   | 18   | 1   | 0   | 4   | 0  | 0  | 0    |
| Taylor, C     |      | .056  | 18   | 1   | 0  | 0  | 0  | 0          | 0         | 21   | 26   | 1   | 0   | 6   | 0  | 0  | 0    |
| Trumbo, M     | <2   | .157  | 51   | 8   | 1  | 0  | 2  | 15         | 12        | 62   | 94   | 4   | 0   | 19  | 0  | 1  | 2    |
| Trumbo, M     | =2   | .250  | 40   | 10  | 2  | 0  | 1  | 12         | 10        | 57   | 76   | 4   | 1   | 11  | 0  | 0  | 0    |
| Trumbo, M     |      | .198  | 91   | 18  | 3  | 0  | 3  | 27         | 22        | 119  | 170  | 8   | 1   | 30  | 0  | 1  | 2    |
| Walker, T     | <2   | .000  | 1    | 0   | 0  | 0  | 0  | 0          | 0         | 1    | 2    | 0   | 0   | 1   | 0  | 0  | 0    |
| Walker, T     | =2   | .500  | 2    | 1   | 1  | 0  | 0  | 1          | 1         | 3    | 4    | 0   | 0   | 0   | 0  | 0  | 0    |
| Walker, T     |      | .333  | 3    | 1   | 1  | 0  | 0  | 1          | 1         | 4    | 6    | 0   | 0   | 1   | 0  | 0  | 0    |
| Weeks Jr, R   | <2   | .222  | 9    | 2   | 1  | 0  | 0  | 2          | 2         | 16   | 20   | 3   | 0   | 3   | 0  | 0  | 1    |
| Weeks Jr, R   | =2   | .500  | 6    | 3   | 0  | 0  | 1  | 6          | 5         | 9    | 11   | 0   | 0   | 1   | 0  | 0  | 0    |
| Weeks Jr, R   |      | .333  | 15   | 5   | 1  | 0  | 1  | 8          | 7         | 25   | 31   | 3   | 0   | 4   | 0  | 0  | 1    |
| Zunino, M     | <2   | .220  | 50   | 11  | 3  | 0  | 1  | 12         | 11        | 70   | 98   | 4   | 0   | 20  | 5  | 2  | 1    |
| Zunino, M     | =2   | .098  | 51   | 5   | 2  | 0  | 0  | 5          | 5         | 69   | 97   | 6   | 0   | 22  | 0  | 0  | 0    |
| Zunino, M     |      | .158  | 101  | 16  | 5  | 0  | 1  | 17         | 16        | 139  | 195  | 10  | 0   | 42  | 5  | 2  | 1    |

# Bases Loaded



| PLAYER       | OUTS | AVG   | AB  | H  | 2B | 3B | HR | TOT<br>RBI | SP<br>RBI | MISP | MOB | BB | IBB | SO | SH | SF | GIDP |
|--------------|------|-------|-----|----|----|----|----|------------|-----------|------|-----|----|-----|----|----|----|------|
| MARINERS     | <2   | .216  | 51  | 11 | 3  | 0  | 2  | 40         | 36        | 122  | 183 | 4  | 0   | 14 | 0  | 6  | 11   |
| MARINERS     | =2   | .216  | 51  | 11 | 0  | 0  | 2  | 27         | 23        | 110  | 165 | 4  | 0   | 16 | 0  | 0  | 0    |
| MARINERS     |      | .216  | 102 | 22 | 3  | 0  | 4  | 67         | 59        | 232  | 348 | 8  | 0   | 30 | 0  | 6  | 11   |
| Ackley,D     | <2   | .000  | 0   | 0  | 0  | 0  | 0  | 0          | 0         | 0    | 0   | 0  | 0   | 0  | 0  | 0  | 0    |
| Ackley,D     | =2   | .000  | 4   | 0  | 0  | 0  | 0  | 0          | 0         | 8    | 12  | 0  | 0   | 2  | 0  | 0  | 0    |
| Ackley,D     |      | .000  | 4   | 0  | 0  | 0  | 0  | 0          | 0         | 8    | 12  | 0  | 0   | 2  | 0  | 0  | 0    |
| Bloomquist,W | <2   | .000  | 2   | 0  | 0  | 0  | 0  | 1          | 1         | 4    | 6   | 0  | 0   | 0  | 0  | 0  | 0    |
| Bloomquist,W | =2   | .000  | 1   | 0  | 0  | 0  | 0  | 0          | 0         | 2    | 3   | 0  | 0   | 0  | 0  | 0  | 0    |
| Bloomquist,W |      | .000  | 3   | 0  | 0  | 0  | 0  | 1          | 1         | 6    | 9   | 0  | 0   | 0  | 0  | 0  | 0    |
| Cano,R       | <2   | .000  | 3   | 0  | 0  | 0  | 0  | 1          | 1         | 8    | 12  | 1  | 0   | 2  | 0  | 0  | 1    |
| Cano,R       | =2   | .500  | 4   | 2  | 0  | 0  | 0  | 3          | 3         | 8    | 12  | 0  | 0   | 0  | 0  | 0  | 0    |
| Cano,R       |      | .286  | 7   | 2  | 0  | 0  | 0  | 4          | 4         | 16   | 24  | 1  | 0   | 2  | 0  | 0  | 1    |
| Castillo,W   | <2   | .000  | 2   | 0  | 0  | 0  | 0  | 0          | 0         | 4    | 6   | 0  | 0   | 0  | 0  | 0  | 1    |
| Castillo,W   | =2   | .000  | 0   | 0  | 0  | 0  | 0  | 0          | 0         | 0    | 0   | 0  | 0   | 0  | 0  | 0  | 0    |
| Castillo,W   |      | .000  | 2   | 0  | 0  | 0  | 0  | 0          | 0         | 4    | 6   | 0  | 0   | 0  | 0  | 0  | 1    |
| Cruz,N       | <2   | .000  | 3   | 0  | 0  | 0  | 0  | 1          | 1         | 8    | 12  | 1  | 0   | 1  | 0  | 0  | 1    |
| Cruz,N       | =2   | .200  | 5   | 1  | 0  | 0  | 0  | 1          | 1         | 10   | 15  | 0  | 0   | 2  | 0  | 0  | 0    |
| Cruz,N       |      | .125  | 8   | 1  | 0  | 0  | 0  | 2          | 2         | 18   | 27  | 1  | 0   | 3  | 0  | 0  | 1    |
| Gutierrez,F  | <2   | .000  | 3   | 0  | 0  | 0  | 0  | 0          | 0         | 6    | 9   | 0  | 0   | 1  | 0  | 0  | 2    |
| Gutierrez,F  | =2   | .500  | 2   | 1  | 0  | 0  | 1  | 4          | 2         | 4    | 6   | 0  | 0   | 0  | 0  | 0  | 0    |
| Gutierrez,F  |      | .200  | 5   | 1  | 0  | 0  | 1  | 4          | 2         | 10   | 15  | 0  | 0   | 1  | 0  | 0  | 2    |
| Jackson,A    | <2   | .600  | 5   | 3  | 0  | 0  | 1  | 7          | 5         | 10   | 15  | 0  | 0   | 0  | 0  | 0  | 1    |
| Jackson,A    | =2   | .200  | 5   | 1  | 0  | 0  | 0  | 3          | 3         | 12   | 18  | 1  | 0   | 2  | 0  | 0  | 0    |
| Jackson,A    |      | .400  | 10  | 4  | 0  | 0  | 1  | 10         | 8         | 22   | 33  | 1  | 0   | 2  | 0  | 0  | 1    |
| Jones,J      | <2   | .000  | 0   | 0  | 0  | 0  | 0  | 0          | 0         | 0    | 0   | 0  | 0   | 0  | 0  | 0  | 0    |
| Jones,J      | =2   | .000  | 1   | 0  | 0  | 0  | 0  | 0          | 0         | 2    | 3   | 0  | 0   | 1  | 0  | 0  | 0    |
| Jones,J      |      | .000  | 1   | 0  | 0  | 0  | 0  | 0          | 0         | 2    | 3   | 0  | 0   | 1  | 0  | 0  | 0    |
| Marte,K      | <2   | .250  | 4   | 1  | 0  | 0  | 0  | 2          | 2         | 8    | 12  | 0  | 0   | 2  | 0  | 0  | 0    |
| Marte,K      | =2   | .000  | 1   | 0  | 0  | 0  | 0  | 0          | 0         | 2    | 3   | 0  | 0   | 0  | 0  | 0  | 0    |
| Marte,K      |      | .200  | 5   | 1  | 0  | 0  | 0  | 2          | 2         | 10   | 15  | 0  | 0   | 2  | 0  | 0  | 0    |
| Miller,B     | <2   | .000  | 2   | 0  | 0  | 0  | 0  | 3          | 3         | 10   | 15  | 1  | 0   | 1  | 0  | 2  | 1    |
| Miller,B     | =2   | .000  | 4   | 0  | 0  | 0  | 0  | 1          | 1         | 10   | 15  | 1  | 0   | 2  | 0  | 0  | 0    |
| Miller,B     |      | .000  | 6   | 0  | 0  | 0  | 0  | 4          | 4         | 20   | 30  | 2  | 0   | 3  | 0  | 2  | 1    |
| Montero,J    | <2   | .000  | 2   | 0  | 0  | 0  | 0  | 2          | 2         | 6    | 9   | 1  | 0   | 1  | 0  | 0  | 0    |
| Montero,J    | =2   | .000  | 1   | 0  | 0  | 0  | 0  | 0          | 0         | 2    | 3   | 0  | 0   | 1  | 0  | 0  | 0    |
| Montero,J    |      | .000  | 3   | 0  | 0  | 0  | 0  | 2          | 2         | 8    | 12  | 1  | 0   | 2  | 0  | 0  | 0    |
| Morrison,L   | <2   | .333  | 6   | 2  | 2  | 0  | 0  | 7          | 7         | 14   | 21  | 0  | 0   | 2  | 0  | 1  | 0    |
| Morrison,L   | =2   | .000  | 3   | 0  | 0  | 0  | 0  | 1          | 1         | 8    | 12  | 1  | 0   | 0  | 0  | 0  | 0    |
| Morrison,L   |      | .222  | 9   | 2  | 2  | 0  | 0  | 8          | 8         | 22   | 33  | 1  | 0   | 2  | 0  | 1  | 0    |
| O'Malley,S   | <2   | .000  | 0   | 0  | 0  | 0  | 0  | 0          | 0         | 0    | 0   | 0  | 0   | 0  | 0  | 0  | 0    |
| O'Malley,S   | =2   | 1.000 | 1   | 1  | 0  | 0  | 0  | 2          | 2         | 2    | 3   | 0  | 0   | 0  | 0  | 0  | 0    |
| O'Malley,S   |      | 1.000 | 1   | 1  | 0  | 0  | 0  | 2          | 2         | 2    | 3   | 0  | 0   | 0  | 0  | 0  | 0    |
| Ruggiano,J   | <2   | .000  | 0   | 0  | 0  | 0  | 0  | 0          | 0         | 0    | 0   | 0  | 0   | 0  | 0  | 0  | 0    |
| Ruggiano,J   | =2   | .000  | 1   | 0  | 0  | 0  | 0  | 0          | 0         | 2    | 3   | 0  | 0   | 1  | 0  | 0  | 0    |
| Ruggiano,J   |      | .000  | 1   | 0  | 0  | 0  | 0  | 0          | 0         | 2    | 3   | 0  | 0   | 1  | 0  | 0  | 0    |
| Seager,K     | <2   | .400  | 5   | 2  | 0  | 0  | 1  | 8          | 6         | 12   | 18  | 0  | 0   | 1  | 0  | 1  | 0    |
| Seager,K     | =2   | .333  | 6   | 2  | 0  | 0  | 1  | 7          | 5         | 14   | 21  | 1  | 0   | 1  | 0  | 0  | 0    |
| Seager,K     |      | .364  | 11  | 4  | 0  | 0  | 2  | 15         | 11        | 26   | 39  | 1  | 0   | 2  | 0  | 1  | 0    |
| Smith,S      | <2   | .000  | 3   | 0  | 0  | 0  | 0  | 3          | 3         | 10   | 15  | 0  | 0   | 0  | 0  | 2  | 2    |
| Smith,S      | =2   | .667  | 3   | 2  | 0  | 0  | 0  | 3          | 3         | 6    | 9   | 0  | 0   | 0  | 0  | 0  | 0    |
| Smith,S      |      | .333  | 6   | 2  | 0  | 0  | 0  | 6          | 6         | 16   | 24  | 0  | 0   | 0  | 0  | 2  | 2    |
| Sucre,J      | <2   | .000  | 2   | 0  | 0  | 0  | 0  | 0          | 0         | 4    | 6   | 0  | 0   | 0  | 0  | 0  | 1    |
| Sucre,J      | =2   | .000  | 1   | 0  | 0  | 0  | 0  | 0          | 0         | 2    | 3   | 0  | 0   | 0  | 0  | 0  | 0    |
| Sucre,J      |      | .000  | 3   | 0  | 0  | 0  | 0  | 0          | 0         | 6    | 9   | 0  | 0   | 0  | 0  | 0  | 1    |
| Trumbo,M     | <2   | .000  | 2   | 0  | 0  | 0  | 0  | 1          | 1         | 4    | 6   | 0  | 0   | 0  | 0  | 0  | 0    |
| Trumbo,M     | =2   | .000  | 2   | 0  | 0  | 0  | 0  | 0          | 0         | 4    | 6   | 0  | 0   | 2  | 0  | 0  | 0    |
| Trumbo,M     |      | .000  | 4   | 0  | 0  | 0  | 0  | 1          | 1         | 8    | 12  | 0  | 0   | 2  | 0  | 0  | 0    |
| Weeks Jr,R   | <2   | .000  | 1   | 0  | 0  | 0  | 0  | 0          | 0         | 2    | 3   | 0  | 0   | 1  | 0  | 0  | 0    |
| Weeks Jr,R   | =2   | 1.000 | 1   | 1  | 0  | 0  | 0  | 2          | 2         | 2    | 3   | 0  | 0   | 0  | 0  | 0  | 0    |
| Weeks Jr,R   |      | .500  | 2   | 1  | 0  | 0  | 0  | 2          | 2         | 4    | 6   | 0  | 0   | 1  | 0  | 0  | 0    |
| Zunino,M     | <2   | .500  | 6   | 3  | 1  | 0  | 0  | 4          | 4         | 12   | 18  | 0  | 0   | 2  | 0  | 0  | 1    |
| Zunino,M     | =2   | .000  | 5   | 0  | 0  | 0  | 0  | 0          | 0         | 10   | 15  | 0  | 0   | 2  | 0  | 0  | 0    |
| Zunino,M     |      | .273  | 11  | 3  | 1  | 0  | 0  | 4          | 4         | 22   | 33  | 0  | 0   | 4  | 0  | 0  | 1    |



# Mariners at Safeco Field

| BATTER        | AVG         | G         | AB          | R          | H          | 2B         | 3B        | HR        | RBI        | SH        | SF        | HP        | BB         | SO         | SB        | CS        | GI        |           | E |
|---------------|-------------|-----------|-------------|------------|------------|------------|-----------|-----------|------------|-----------|-----------|-----------|------------|------------|-----------|-----------|-----------|-----------|---|
|               |             |           |             |            |            |            |           |           |            |           |           |           |            |            |           |           | DP        |           |   |
| Ackley,D      | .252        | 43        | 119         | 14         | 30         | 6          | 1         | 4         | 13         | 2         | 0         | 0         | 5          | 25         | 1         | 2         | 2         | 0         |   |
| SEAS TOTAL    | .254        | 52        | 142         | 18         | 36         | 7          | 1         | 7         | 19         | 2         | 1         | 0         | 7          | 29         | 1         | 2         | 2         | 1         |   |
| Baron,S       | .000        | 2         | 6           | 0          | 0          | 0          | 0         | 0         | 0          | 0         | 0         | 0         | 0          | 0          | 0         | 0         | 2         | 0         |   |
| Bloomquist,W  | .156        | 17        | 32          | 0          | 5          | 0          | 0         | 0         | 1          | 0         | 0         | 0         | 0          | 6          | 0         | 0         | 1         | 0         |   |
| Cano,R        | .299        | 77        | 301         | 43         | 90         | 17         | 1         | 11        | 43         | 0         | 4         | 1         | 24         | 50         | 1         | 2         | 8         | 6         |   |
| Castillo,W    | .200        | 2         | 10          | 1          | 2          | 0          | 0         | 0         | 0          | 0         | 0         | 0         | 0          | 1          | 0         | 0         | 1         | 0         |   |
| SEAS TOTAL    | .229        | 52        | 153         | 20         | 35         | 7          | 1         | 7         | 25         | 0         | 2         | 3         | 10         | 44         | 0         | 0         | 4         | 3         |   |
| Cruz,N        | .304        | 76        | 286         | 42         | 87         | 10         | 0         | 17        | 45         | 0         | 1         | 4         | 29         | 88         | 2         | 1         | 3         | 1         |   |
| Gutierrez,F   | .260        | 25        | 77          | 10         | 20         | 5          | 0         | 6         | 15         | 0         | 1         | 0         | 8          | 25         | 0         | 0         | 1         | 0         |   |
| Hicks,J       | .000        | 9         | 15          | 0          | 0          | 0          | 0         | 0         | 1          | 1         | 0         | 0         | 0          | 8          | 0         | 0         | 0         | 0         |   |
| Jackson,A     | .273        | 53        | 209         | 21         | 57         | 11         | 2         | 5         | 20         | 1         | 0         | 1         | 12         | 57         | 5         | 5         | 1         | 1         |   |
| SEAS TOTAL    | .261        | 66        | 238         | 24         | 62         | 13         | 2         | 5         | 21         | 1         | 0         | 2         | 16         | 65         | 5         | 5         | 1         | 1         |   |
| Jones,J       | .188        | 18        | 16          | 1          | 3          | 1          | 0         | 0         | 0          | 0         | 0         | 0         | 0          | 7          | 0         | 1         | 0         | 0         |   |
| Marte,K       | .300        | 28        | 100         | 11         | 30         | 4          | 1         | 1         | 7          | 1         | 1         | 0         | 12         | 19         | 6         | 4         | 1         | 5         |   |
| Miller,B      | .272        | 72        | 217         | 22         | 59         | 11         | 3         | 6         | 22         | 3         | 2         | 1         | 24         | 52         | 4         | 1         | 2         | 6         |   |
| Montero,J     | .179        | 20        | 56          | 6          | 10         | 1          | 0         | 3         | 10         | 0         | 0         | 0         | 3          | 18         | 0         | 0         | 1         | 0         |   |
| Morrison,L    | .211        | 75        | 227         | 24         | 48         | 4          | 0         | 7         | 19         | 0         | 1         | 0         | 27         | 42         | 5         | 3         | 4         | 1         |   |
| O'Malley,S    | .200        | 14        | 25          | 5          | 5          | 0          | 0         | 0         | 4          | 2         | 1         | 0         | 7          | 9          | 1         | 0         | 0         | 0         |   |
| Romero,S      | .000        | 5         | 6           | 2          | 0          | 0          | 0         | 0         | 0          | 0         | 0         | 0         | 2          | 3          | 0         | 0         | 0         | 0         |   |
| Ruggiano,J    | .333        | 17        | 27          | 2          | 9          | 2          | 0         | 1         | 1          | 0         | 0         | 0         | 4          | 12         | 1         | 2         | 0         | 0         |   |
| SEAS TOTAL    | .276        | 28        | 58          | 6          | 16         | 3          | 1         | 1         | 2          | 0         | 0         | 1         | 5          | 20         | 3         | 2         | 1         | 0         |   |
| Seager,K      | .237        | 80        | 304         | 32         | 72         | 19         | 0         | 7         | 25         | 0         | 2         | 5         | 28         | 59         | 2         | 3         | 9         | 8         |   |
| Smith,S       | .254        | 67        | 197         | 30         | 50         | 15         | 2         | 7         | 22         | 0         | 3         | 1         | 24         | 49         | 0         | 0         | 7         | 1         |   |
| Sucre,J       | .258        | 25        | 62          | 7          | 16         | 5          | 0         | 1         | 6          | 4         | 0         | 0         | 3          | 5          | 0         | 0         | 4         | 1         |   |
| Taylor,C      | .136        | 17        | 44          | 4          | 6          | 1          | 0         | 0         | 0          | 0         | 0         | 0         | 1          | 18         | 0         | 0         | 0         | 4         |   |
| Trumbo,M      | .272        | 50        | 173         | 19         | 47         | 9          | 0         | 8         | 27         | 0         | 1         | 0         | 15         | 50         | 0         | 0         | 4         | 2         |   |
| SEAS TOTAL    | .264        | 74        | 261         | 31         | 69         | 14         | 3         | 12        | 41         | 0         | 1         | 0         | 19         | 70         | 0         | 0         | 5         | 3         |   |
| Weeks Jr,R    | .083        | 18        | 36          | 2          | 3          | 0          | 0         | 0         | 0          | 0         | 0         | 2         | 3          | 13         | 0         | 0         | 2         | 1         |   |
| Zunino,M      | .163        | 57        | 166         | 12         | 27         | 2          | 0         | 6         | 13         | 4         | 2         | 2         | 11         | 74         | 0         | 0         | 3         | 3         |   |
| <b>TOTALS</b> | <b>.249</b> | <b>81</b> | <b>2711</b> | <b>310</b> | <b>676</b> | <b>123</b> | <b>10</b> | <b>90</b> | <b>294</b> | <b>18</b> | <b>19</b> | <b>17</b> | <b>242</b> | <b>690</b> | <b>28</b> | <b>24</b> | <b>56</b> | <b>46</b> |   |

| PITCHER       | ERA         | W         | L         | G         | GS        | CG       | SHO      | SV        | IP           | AB          | H          | R          | ER         | HR        | HB        | BB         | SO         | WP        | OPP         |
|---------------|-------------|-----------|-----------|-----------|-----------|----------|----------|-----------|--------------|-------------|------------|------------|------------|-----------|-----------|------------|------------|-----------|-------------|
|               |             |           |           |           |           |          |          |           |              |             |            |            |            |           |           |            |            |           | AVG         |
| Beimel,J      | 2.36        | 1         | 0         | 27        | 0         | 0        | 0        | 0         | 26.2         | 95          | 25         | 9          | 7          | 3         | 0         | 5          | 11         | 1         | .263        |
| Elias,R       | 4.20        | 2         | 4         | 11        | 10        | 0        | 0        | 0         | 55.2         | 204         | 49         | 28         | 26         | 8         | 7         | 22         | 48         | 0         | .240        |
| Farquhar,D    | 4.44        | 0         | 5         | 25        | 0         | 0        | 0        | 0         | 26.1         | 106         | 29         | 17         | 13         | 6         | 1         | 12         | 30         | 0         | .274        |
| Furbush,C     | 1.74        | 1         | 1         | 17        | 0         | 0        | 0        | 0         | 10.1         | 36          | 4          | 3          | 2          | 0         | 1         | 3          | 12         | 3         | .111        |
| Guaipé,M      | 4.41        | 0         | 2         | 12        | 0         | 0        | 0        | 0         | 16.1         | 53          | 13         | 8          | 8          | 2         | 3         | 8          | 9          | 0         | .245        |
| Happ,J        | 3.06        | 2         | 2         | 10        | 9         | 0        | 0        | 0         | 50.0         | 194         | 51         | 18         | 17         | 4         | 1         | 16         | 37         | 4         | .263        |
| SEAS TOTAL    | 2.58        | 5         | 4         | 16        | 15        | 0        | 0        | 0         | 83.2         | 318         | 79         | 25         | 24         | 4         | 1         | 26         | 67         | 6         | .248        |
| Hernandez,F   | 3.03        | 11        | 6         | 17        | 17        | 1        | 1        | 0         | 119.0        | 435         | 91         | 41         | 40         | 13        | 6         | 32         | 111        | 6         | .209        |
| Iwakuma,H     | 4.37        | 4         | 4         | 11        | 11        | 1        | 1        | 0         | 70.0         | 269         | 69         | 36         | 34         | 11        | 1         | 8          | 60         | 1         | .257        |
| Kensing,L     | 2.84        | 1         | 0         | 7         | 0         | 0        | 0        | 0         | 6.1          | 21          | 4          | 2          | 2          | 1         | 0         | 3          | 8          | 0         | .190        |
| Leone,D       | 5.87        | 0         | 1         | 6         | 0         | 0        | 0        | 0         | 7.2          | 29          | 6          | 6          | 5          | 0         | 0         | 6          | 6          | 2         | .207        |
| SEAS TOTAL    | 8.74        | 0         | 2         | 9         | 0         | 0        | 0        | 0         | 11.1         | 47          | 14         | 12         | 11         | 1         | 1         | 6          | 8          | 2         | .298        |
| Lowe,M        | 0.51        | 0         | 0         | 17        | 0         | 0        | 0        | 0         | 17.2         | 63          | 14         | 1          | 1          | 0         | 1         | 5          | 22         | 0         | .222        |
| SEAS TOTAL    | 2.30        | 1         | 2         | 29        | 0         | 0        | 0        | 0         | 27.1         | 100         | 25         | 8          | 7          | 3         | 1         | 5          | 27         | 0         | .250        |
| Luetge,L      | 0.00        | 0         | 0         | 1         | 0         | 0        | 0        | 0         | 2.1          | 6           | 0          | 0          | 0          | 0         | 0         | 2          | 2          | 0         | .000        |
| Medina,Y      | 3.60        | 1         | 0         | 6         | 0         | 0        | 0        | 0         | 5.0          | 24          | 7          | 3          | 2          | 0         | 0         | 5          | 4          | 1         | .292        |
| SEAS TOTAL    | 4.09        | 1         | 0         | 9         | 0         | 0        | 0        | 0         | 11.0         | 50          | 15         | 6          | 5          | 1         | 0         | 7          | 10         | 1         | .300        |
| Montgomery,M  | 4.27        | 1         | 3         | 8         | 8         | 1        | 1        | 0         | 46.1         | 183         | 46         | 23         | 22         | 6         | 2         | 14         | 30         | 3         | .251        |
| Nuno,V        | 2.49        | 1         | 1         | 17        | 5         | 0        | 0        | 0         | 43.1         | 160         | 38         | 12         | 12         | 5         | 3         | 8          | 40         | 0         | .238        |
| SEAS TOTAL    | 2.52        | 1         | 1         | 18        | 5         | 0        | 0        | 0         | 50.0         | 187         | 45         | 14         | 14         | 5         | 3         | 10         | 48         | 0         | .241        |
| Olmos,E       | 0.00        | 1         | 0         | 3         | 0         | 0        | 0        | 0         | 6.0          | 21          | 4          | 0          | 0          | 0         | 0         | 2          | 2          | 0         | .190        |
| Olson,T       | 7.94        | 0         | 1         | 5         | 0         | 0        | 0        | 0         | 5.2          | 19          | 5          | 5          | 5          | 0         | 1         | 5          | 3          | 0         | .263        |
| Paxton,J      | 3.86        | 2         | 4         | 7         | 7         | 0        | 0        | 0         | 35.0         | 145         | 37         | 20         | 15         | 4         | 0         | 15         | 28         | 1         | .255        |
| Ramirez,JC    | 9.00        | 0         | 1         | 5         | 0         | 0        | 0        | 0         | 6.0          | 24          | 6          | 6          | 6          | 2         | 1         | 4          | 4          | 0         | .250        |
| SEAS TOTAL    | 8.31        | 1         | 1         | 11        | 0         | 0        | 0        | 0         | 13.0         | 54          | 16         | 12         | 12         | 2         | 1         | 8          | 11         | 0         | .296        |
| Ramirez,Jo    | 13.50       | 0         | 0         | 2         | 0         | 0        | 0        | 0         | 0.2          | 3           | 1          | 1          | 1          | 0         | 1         | 3          | 1          | 0         | .333        |
| Rasmussen,R   | 14.54       | 0         | 1         | 7         | 0         | 0        | 0        | 0         | 4.1          | 23          | 11         | 8          | 7          | 0         | 0         | 3          | 6          | 3         | .478        |
| SEAS TOTAL    | 11.81       | 0         | 1         | 8         | 0         | 0        | 0        | 0         | 5.1          | 27          | 12         | 8          | 7          | 0         | 0         | 3          | 7          | 3         | .444        |
| Rodney,F      | 5.01        | 1         | 2         | 24        | 0         | 0        | 0        | 5         | 23.1         | 85          | 19         | 13         | 13         | 5         | 2         | 10         | 16         | 0         | .224        |
| SEAS TOTAL    | 4.20        | 3         | 2         | 31        | 0         | 0        | 0        | 5         | 30.0         | 107         | 22         | 14         | 14         | 6         | 3         | 12         | 25         | 0         | .206        |
| Rollins,D     | 10.66       | 0         | 0         | 11        | 0         | 0        | 0        | 0         | 12.2         | 56          | 22         | 15         | 15         | 3         | 1         | 5          | 11         | 0         | .393        |
| Smith,C       | 1.50        | 1         | 2         | 35        | 0         | 0        | 0        | 8         | 36.0         | 123         | 17         | 6          | 6          | 0         | 4         | 10         | 50         | 2         | .138        |
| Walker,T      | 4.54        | 4         | 4         | 13        | 13        | 0        | 0        | 0         | 77.1         | 285         | 66         | 42         | 39         | 14        | 4         | 13         | 81         | 1         | .232        |
| Wilhelmsen,T  | 3.29        | 2         | 1         | 24        | 0         | 0        | 0        | 4         | 27.1         | 98          | 24         | 11         | 10         | 2         | 2         | 10         | 26         | 1         | .245        |
| Zych,T        | 1.42        | 0         | 0         | 7         | 1         | 0        | 0        | 0         | 12.2         | 47          | 10         | 2          | 2          | 1         | 0         | 2          | 16         | 1         | .213        |
| <b>TOTALS</b> | <b>3.72</b> | <b>36</b> | <b>45</b> | <b>81</b> | <b>81</b> | <b>3</b> | <b>8</b> | <b>17</b> | <b>750.0</b> | <b>2807</b> | <b>668</b> | <b>336</b> | <b>310</b> | <b>90</b> | <b>42</b> | <b>231</b> | <b>674</b> | <b>30</b> | <b>.238</b> |



# Mariners on the Road



| BATTER        | AVG         | G         | AB          | R          | H          | 2B         | 3B        | HR         | RBI        | SH        | SF        | HP        | BB         | SO         | SB        | CS        | GI        |           | E |
|---------------|-------------|-----------|-------------|------------|------------|------------|-----------|------------|------------|-----------|-----------|-----------|------------|------------|-----------|-----------|-----------|-----------|---|
|               |             |           |             |            |            |            |           |            |            |           |           |           |            |            |           |           | DP        |           |   |
| Ackley,D      | .149        | 42        | 67          | 8          | 10         | 2          | 0         | 2          | 6          | 1         | 3         | 1         | 9          | 13         | 1         | 0         | 1         | 0         |   |
| SEAS TOTAL    | .198        | 56        | 96          | 10         | 19         | 4          | 2         | 3          | 11         | 1         | 3         | 1         | 11         | 16         | 1         | 0         | 1         | 0         |   |
| Baron,S       | .000        | 2         | 5           | 0          | 0          | 0          | 0         | 0          | 0          | 0         | 0         | 0         | 0          | 2          | 0         | 0         | 0         | 0         |   |
| Bloomquist,W  | .162        | 18        | 37          | 2          | 6          | 1          | 0         | 0          | 3          | 0         | 0         | 1         | 2          | 7          | 1         | 1         | 1         | 0         |   |
| Cano,R        | .276        | 79        | 323         | 39         | 89         | 17         | 0         | 10         | 36         | 0         | 0         | 2         | 19         | 57         | 1         | 4         | 18        | 0         |   |
| Castillo,W    | .133        | 4         | 15          | 2          | 2          | 0          | 0         | 0          | 2          | 0         | 2         | 0         | 1          | 4          | 0         | 0         | 1         | 0         |   |
| SEAS TOTAL    | .243        | 58        | 189         | 22         | 46         | 8          | 0         | 12         | 32         | 0         | 3         | 3         | 15         | 48         | 0         | 0         | 8         | 4         |   |
| Cruz,N        | .299        | 76        | 304         | 48         | 91         | 12         | 1         | 27         | 48         | 0         | 0         | 1         | 30         | 76         | 1         | 1         | 3         | 3         |   |
| Gutierrez,F   | .319        | 34        | 94          | 17         | 30         | 6          | 0         | 9          | 20         | 0         | 0         | 3         | 6          | 29         | 0         | 0         | 4         | 1         |   |
| Hicks,J       | .118        | 8         | 17          | 1          | 2          | 1          | 0         | 0          | 0          | 0         | 0         | 0         | 1          | 10         | 1         | 1         | 0         | 1         |   |
| Jackson,A     | .271        | 54        | 210         | 25         | 57         | 7          | 1         | 3          | 18         | 2         | 1         | 0         | 12         | 50         | 10        | 4         | 3         | 2         |   |
| SEAS TOTAL    | .273        | 70        | 253         | 32         | 69         | 12         | 1         | 4          | 27         | 2         | 1         | 1         | 13         | 61         | 12        | 5         | 4         | 3         |   |
| Jones,J       | .000        | 10        | 13          | 0          | 0          | 0          | 0         | 0          | 0          | 0         | 0         | 0         | 2          | 6          | 1         | 0         | 0         | 0         |   |
| Marte,K       | .269        | 29        | 119         | 14         | 32         | 10         | 2         | 1          | 10         | 1         | 1         | 0         | 12         | 24         | 2         | 0         | 0         | 4         |   |
| Miller,B      | .244        | 72        | 221         | 22         | 54         | 11         | 1         | 5          | 24         | 1         | 4         | 1         | 23         | 49         | 9         | 3         | 5         | 11        |   |
| Montero,J     | .268        | 18        | 56          | 5          | 15         | 5          | 0         | 2          | 9          | 0         | 0         | 0         | 1          | 14         | 0         | 0         | 1         | 1         |   |
| Morrison,L    | .239        | 71        | 230         | 23         | 55         | 11         | 3         | 10         | 35         | 1         | 1         | 4         | 20         | 39         | 3         | 1         | 3         | 3         |   |
| O'Malley,S    | .353        | 10        | 17          | 5          | 6          | 1          | 0         | 1          | 3          | 0         | 0         | 0         | 5          | 5          | 2         | 0         | 0         | 0         |   |
| Romero,S      | .267        | 8         | 15          | 4          | 4          | 1          | 0         | 1          | 3          | 0         | 0         | 0         | 1          | 3          | 0         | 0         | 0         | 0         |   |
| Ruggiano,J    | .140        | 19        | 43          | 6          | 6          | 2          | 0         | 1          | 2          | 0         | 0         | 0         | 7          | 15         | 2         | 0         | 0         | 1         |   |
| SEAS TOTAL    | .224        | 29        | 67          | 14         | 15         | 5          | 0         | 5          | 13         | 0         | 0         | 1         | 9          | 21         | 2         | 0         | 0         | 1         |   |
| Seager,K      | .295        | 81        | 319         | 53         | 94         | 18         | 0         | 19         | 49         | 0         | 2         | 0         | 26         | 39         | 4         | 3         | 8         | 8         |   |
| Smith,S       | .242        | 69        | 198         | 24         | 48         | 16         | 3         | 5          | 20         | 1         | 2         | 3         | 23         | 50         | 0         | 0         | 8         | 0         |   |
| Sucre,J       | .062        | 27        | 65          | 2          | 4          | 1          | 0         | 0          | 1          | 5         | 0         | 0         | 3          | 16         | 0         | 0         | 2         | 2         |   |
| Taylor,C      | .200        | 20        | 50          | 5          | 10         | 2          | 1         | 0          | 1          | 2         | 0         | 0         | 5          | 13         | 3         | 2         | 0         | 0         |   |
| Trumbo,M      | .255        | 46        | 161         | 20         | 41         | 4          | 0         | 5          | 14         | 0         | 0         | 0         | 11         | 43         | 0         | 0         | 4         | 2         |   |
| SEAS TOTAL    | .259        | 68        | 247         | 31         | 64         | 9          | 0         | 10         | 23         | 0         | 0         | 0         | 17         | 62         | 0         | 0         | 7         | 2         |   |
| Weeks Jr,R    | .229        | 19        | 48          | 5          | 11         | 1          | 0         | 2          | 9          | 0         | 0         | 0         | 6          | 12         | 0         | 0         | 1         | 0         |   |
| Zunino,M      | .185        | 55        | 184         | 16         | 34         | 9          | 0         | 5          | 15         | 4         | 0         | 3         | 10         | 58         | 0         | 1         | 3         | 2         |   |
| <b>TOTALS</b> | <b>.248</b> | <b>81</b> | <b>2833</b> | <b>346</b> | <b>703</b> | <b>139</b> | <b>12</b> | <b>108</b> | <b>330</b> | <b>20</b> | <b>16</b> | <b>19</b> | <b>236</b> | <b>646</b> | <b>41</b> | <b>21</b> | <b>67</b> | <b>48</b> |   |

| PITCHER       | ERA         | W         | L         | G         | GS        | CG       | SHO      | SV        | IP           | AB          | H          | R          | ER         | HR        | HB        | BB         | SO         | WP        | OPP         |
|---------------|-------------|-----------|-----------|-----------|-----------|----------|----------|-----------|--------------|-------------|------------|------------|------------|-----------|-----------|------------|------------|-----------|-------------|
|               |             |           |           |           |           |          |          |           |              |             |            |            |            |           |           |            |            |           | AVG         |
| Beimel,J      | 6.10        | 1         | 1         | 26        | 0         | 0        | 0        | 1         | 20.2         | 78          | 24         | 16         | 14         | 5         | 1         | 11         | 11         | 0         | .308        |
| Elias,R       | 4.07        | 3         | 4         | 11        | 10        | 0        | 0        | 0         | 59.2         | 228         | 57         | 29         | 27         | 7         | 2         | 22         | 49         | 1         | .250        |
| Farquhar,D    | 5.84        | 1         | 3         | 18        | 0         | 0        | 0        | 1         | 24.2         | 93          | 24         | 16         | 16         | 3         | 0         | 5          | 18         | 1         | .258        |
| Furbush,C     | 2.38        | 0         | 0         | 16        | 0         | 0        | 0        | 0         | 11.1         | 38          | 5          | 3          | 3          | 2         | 1         | 2          | 5          | 2         | .132        |
| Guaipé,M      | 6.97        | 0         | 1         | 9         | 0         | 0        | 0        | 0         | 10.1         | 50          | 21         | 11         | 8          | 3         | 0         | 5          | 13         | 1         | .420        |
| Happ,J        | 5.98        | 2         | 4         | 11        | 11        | 0        | 0        | 0         | 58.2         | 239         | 70         | 40         | 39         | 9         | 1         | 16         | 45         | 0         | .293        |
| SEAS TOTAL    | 4.58        | 6         | 4         | 16        | 16        | 0        | 0        | 0         | 88.1         | 350         | 94         | 46         | 45         | 12        | 1         | 19         | 84         | 0         | .269        |
| Hernandez,F   | 4.25        | 7         | 3         | 14        | 14        | 1        | 1        | 0         | 82.2         | 315         | 89         | 39         | 39         | 10        | 3         | 26         | 80         | 4         | .283        |
| Iwakuma,H     | 2.56        | 5         | 1         | 9         | 9         | 0        | 0        | 0         | 59.2         | 218         | 48         | 17         | 17         | 7         | 0         | 13         | 51         | 0         | .220        |
| Kensing,L     | 8.00        | 1         | 1         | 12        | 0         | 0        | 0        | 0         | 9.0          | 35          | 8          | 8          | 8          | 1         | 0         | 4          | 5          | 2         | .229        |
| Leone,D       | 7.36        | 0         | 3         | 4         | 0         | 0        | 0        | 0         | 3.2          | 16          | 5          | 3          | 3          | 1         | 0         | 3          | 1          | 0         | .313        |
| Lowe,M        | 1.47        | 0         | 1         | 17        | 0         | 0        | 0        | 0         | 18.1         | 69          | 17         | 5          | 3          | 1         | 0         | 6          | 25         | 2         | .246        |
| SEAS TOTAL    | 1.63        | 0         | 1         | 28        | 0         | 0        | 0        | 1         | 27.2         | 99          | 21         | 7          | 5          | 1         | 0         | 7          | 34         | 2         | .212        |
| Medina,Y      | 2.57        | 0         | 0         | 6         | 0         | 0        | 0        | 0         | 7.0          | 23          | 4          | 2          | 2          | 1         | 0         | 2          | 5          | 0         | .174        |
| SEAS TOTAL    | 5.40        | 0         | 0         | 8         | 0         | 0        | 0        | 1         | 10.0         | 36          | 8          | 6          | 6          | 1         | 0         | 4          | 6          | 0         | .222        |
| Montgomery,M  | 4.95        | 3         | 3         | 8         | 8         | 1        | 1        | 0         | 43.2         | 170         | 46         | 26         | 24         | 5         | 2         | 23         | 34         | 7         | .271        |
| Nuno,V        | 6.32        | 0         | 3         | 15        | 5         | 0        | 0        | 0         | 31.1         | 128         | 42         | 23         | 22         | 9         | 2         | 9          | 22         | 3         | .328        |
| SEAS TOTAL    | 5.31        | 0         | 4         | 17        | 5         | 0        | 0        | 0         | 39.0         | 154         | 45         | 24         | 23         | 10        | 2         | 12         | 33         | 3         | .292        |
| Olmos,E       | 7.88        | 0         | 0         | 3         | 2         | 0        | 0        | 0         | 8.0          | 36          | 12         | 8          | 7          | 1         | 1         | 6          | 2          | 1         | .333        |
| Olson,T       | 3.52        | 1         | 0         | 6         | 0         | 0        | 0        | 0         | 7.2          | 33          | 13         | 3          | 3          | 2         | 0         | 5          | 5          | 0         | .394        |
| Paxton,J      | 3.94        | 1         | 0         | 6         | 6         | 0        | 0        | 0         | 32.0         | 120         | 30         | 14         | 14         | 4         | 0         | 14         | 28         | 4         | .250        |
| Ramirez,JC    | 3.86        | 0         | 0         | 3         | 0         | 0        | 0        | 0         | 2.1          | 11          | 4          | 1          | 1          | 0         | 0         | 3          | 1          | 0         | .364        |
| SEAS TOTAL    | 1.69        | 0         | 1         | 9         | 0         | 0        | 0        | 0         | 10.2         | 40          | 9          | 2          | 2          | 1         | 0         | 3          | 5          | 1         | .225        |
| Ramirez,Jo    | 11.25       | 1         | 0         | 3         | 0         | 0        | 0        | 0         | 4.0          | 21          | 8          | 8          | 5          | 0         | 1         | 3          | 2          | 0         | .381        |
| SEAS TOTAL    | 12.86       | 1         | 0         | 6         | 0         | 0        | 0        | 0         | 7.0          | 36          | 14         | 13         | 10         | 0         | 2         | 7          | 4          | 3         | .389        |
| Rasmussen,R   | 9.00        | 2         | 0         | 12        | 0         | 0        | 0        | 0         | 10.0         | 44          | 14         | 10         | 10         | 2         | 0         | 5          | 10         | 1         | .318        |
| Rodney,F      | 6.26        | 4         | 3         | 30        | 0         | 0        | 0        | 11        | 27.1         | 110         | 32         | 19         | 19         | 3         | 3         | 15         | 27         | 5         | .291        |
| SEAS TOTAL    | 5.23        | 4         | 3         | 37        | 0         | 0        | 0        | 11        | 32.2         | 131         | 37         | 22         | 19         | 3         | 5         | 17         | 33         | 6         | .282        |
| Rollins,D     | 4.38        | 0         | 2         | 9         | 0         | 0        | 0        | 0         | 12.1         | 51          | 15         | 6          | 6          | 0         | 1         | 3          | 10         | 0         | .294        |
| Smith,C       | 3.18        | 1         | 3         | 35        | 0         | 0        | 0        | 5         | 34.0         | 129         | 32         | 13         | 12         | 2         | 3         | 12         | 42         | 4         | .248        |
| Sucre,J       | 13.50       | 0         | 0         | 2         | 0         | 0        | 0        | 0         | 2.0          | 11          | 6          | 3          | 3          | 1         | 0         | 0          | 0          | 0         | .545        |
| Walker,T      | 4.58        | 7         | 4         | 16        | 16        | 1        | 0        | 0         | 92.1         | 363         | 97         | 50         | 47         | 11        | 5         | 27         | 76         | 3         | .267        |
| Wilhelmsen,T  | 3.12        | 0         | 1         | 29        | 0         | 0        | 0        | 9         | 34.2         | 130         | 32         | 13         | 12         | 1         | 0         | 19         | 34         | 1         | .246        |
| Zych,T        | 4.76        | 0         | 0         | 6         | 0         | 0        | 0        | 0         | 5.2          | 24          | 7          | 4          | 3          | 0         | 2         | 1          | 8          | 0         | .292        |
| <b>TOTALS</b> | <b>4.63</b> | <b>40</b> | <b>41</b> | <b>81</b> | <b>81</b> | <b>3</b> | <b>4</b> | <b>28</b> | <b>713.0</b> | <b>2783</b> | <b>762</b> | <b>390</b> | <b>367</b> | <b>91</b> | <b>28</b> | <b>260</b> | <b>609</b> | <b>42</b> | <b>.274</b> |



# Mariners in Day Games

| BATTER        | AVG         | G         | AB          | R          | H          | 2B        | 3B       | HR        | RBI          | SH          | SF         | HP         | BB         | SO         | SB        | CS         | GI         |           |             |
|---------------|-------------|-----------|-------------|------------|------------|-----------|----------|-----------|--------------|-------------|------------|------------|------------|------------|-----------|------------|------------|-----------|-------------|
|               |             |           |             |            |            |           |          |           |              |             |            |            |            |            |           |            | DP         | E         |             |
| Ackley,D      | .263        | 29        | 57          | 7          | 15         | 5         | 0        | 3         | 8            | 1           | 0          | 0          | 4          | 12         | 1         | 0          | 0          | 0         |             |
| SEAS TOTAL    | .286        | 37        | 77          | 11         | 22         | 5         | 2        | 5         | 14           | 1           | 1          | 0          | 5          | 16         | 1         | 0          | 0          | 0         |             |
| Baron,S       | .000        | 1         | 2           | 0          | 0          | 0         | 0        | 0         | 0            | 0           | 0          | 0          | 0          | 0          | 0         | 0          | 0          | 0         |             |
| Bloomquist,W  | .200        | 12        | 20          | 0          | 4          | 1         | 0        | 0         | 2            | 0           | 0          | 0          | 1          | 4          | 0         | 1          | 0          | 0         |             |
| Cano,R        | .247        | 49        | 190         | 26         | 47         | 7         | 0        | 7         | 26           | 0           | 3          | 1          | 22         | 41         | 0         | 2          | 7          | 1         |             |
| Castillo,W    | .083        | 3         | 12          | 1          | 1          | 0         | 0        | 0         | 2            | 0           | 2          | 0          | 0          | 3          | 0         | 0          | 0          | 0         |             |
| SEAS TOTAL    | .240        | 35        | 100         | 12         | 24         | 3         | 0        | 5         | 14           | 0           | 3          | 2          | 7          | 34         | 0         | 0          | 2          | 2         |             |
| Cruz,N        | .284        | 46        | 183         | 31         | 52         | 7         | 0        | 13        | 34           | 0           | 0          | 2          | 24         | 52         | 3         | 1          | 2          | 0         |             |
| Gutierrez,F   | .210        | 19        | 62          | 8          | 13         | 2         | 0        | 5         | 11           | 0           | 0          | 1          | 5          | 22         | 0         | 0          | 3          | 0         |             |
| Hicks,J       | .200        | 4         | 10          | 1          | 2          | 1         | 0        | 0         | 0            | 0           | 0          | 0          | 0          | 5          | 0         | 1          | 0          | 0         |             |
| Jackson,A     | .259        | 36        | 143         | 19         | 37         | 6         | 1        | 4         | 17           | 1           | 1          | 0          | 7          | 38         | 2         | 4          | 2          | 1         |             |
| SEAS TOTAL    | .245        | 51        | 184         | 24         | 45         | 8         | 1        | 5         | 21           | 1           | 1          | 2          | 11         | 49         | 3         | 5          | 3          | 1         |             |
| Jones,J       | .000        | 7         | 15          | 0          | 0          | 0         | 0        | 0         | 0            | 0           | 0          | 0          | 2          | 7          | 1         | 0          | 0          | 0         |             |
| Marte,K       | .288        | 17        | 66          | 11         | 19         | 4         | 0        | 0         | 5            | 0           | 1          | 0          | 10         | 11         | 6         | 1          | 1          | 2         |             |
| Miller,B      | .250        | 43        | 132         | 13         | 33         | 4         | 3        | 2         | 9            | 3           | 1          | 0          | 13         | 28         | 3         | 0          | 2          | 3         |             |
| Montero,J     | .281        | 12        | 32          | 3          | 9          | 2         | 0        | 1         | 4            | 0           | 0          | 0          | 2          | 7          | 0         | 0          | 0          | 1         |             |
| Morrison,L    | .149        | 48        | 148         | 11         | 22         | 4         | 0        | 2         | 13           | 1           | 2          | 3          | 12         | 34         | 3         | 2          | 3          | 2         |             |
| O'Malley,S    | .333        | 5         | 6           | 2          | 2          | 0         | 0        | 0         | 0            | 1           | 0          | 0          | 2          | 2          | 0         | 0          | 0          | 0         |             |
| Romero,S      | .143        | 2         | 7           | 1          | 1          | 1         | 0        | 0         | 0            | 0           | 0          | 0          | 0          | 0          | 0         | 0          | 0          | 0         |             |
| Ruggiano,J    | .182        | 12        | 22          | 1          | 4          | 1         | 0        | 0         | 0            | 0           | 0          | 0          | 4          | 10         | 0         | 1          | 0          | 0         |             |
| SEAS TOTAL    | .226        | 17        | 31          | 4          | 7          | 2         | 0        | 0         | 0            | 0           | 0          | 0          | 6          | 12         | 0         | 1          | 0          | 0         |             |
| Seager,K      | .254        | 51        | 209         | 24         | 53         | 12        | 0        | 7         | 21           | 0           | 2          | 0          | 14         | 35         | 0         | 3          | 4          | 7         |             |
| Smith,S       | .262        | 47        | 122         | 11         | 32         | 11        | 3        | 3         | 12           | 1           | 2          | 1          | 14         | 23         | 0         | 0          | 4          | 1         |             |
| Sucre,J       | .185        | 23        | 54          | 5          | 10         | 4         | 0        | 1         | 5            | 5           | 0          | 0          | 3          | 7          | 0         | 0          | 3          | 0         |             |
| Taylor,C      | .286        | 13        | 28          | 3          | 8          | 1         | 0        | 0         | 0            | 2           | 0          | 0          | 3          | 9          | 2         | 1          | 0          | 1         |             |
| Trumbo,M      | .212        | 34        | 118         | 9          | 25         | 6         | 0        | 2         | 7            | 0           | 1          | 0          | 11         | 35         | 0         | 0          | 2          | 2         |             |
| SEAS TOTAL    | .222        | 46        | 167         | 17         | 37         | 10        | 0        | 5         | 13           | 0           | 1          | 0          | 17         | 45         | 0         | 0          | 4          | 2         |             |
| Weeks Jr,R    | .217        | 12        | 23          | 5          | 5          | 1         | 0        | 1         | 7            | 0           | 0          | 1          | 5          | 4          | 0         | 0          | 1          | 0         |             |
| Zunino,M      | .200        | 33        | 85          | 10         | 17         | 2         | 0        | 2         | 6            | 2           | 0          | 1          | 6          | 30         | 0         | 0          | 1          | 0         |             |
| <b>TOTALS</b> | <b>.235</b> | <b>51</b> | <b>1752</b> | <b>202</b> | <b>412</b> | <b>83</b> | <b>7</b> | <b>53</b> | <b>190</b>   | <b>18</b>   | <b>15</b>  | <b>10</b>  | <b>165</b> | <b>421</b> | <b>21</b> | <b>17</b>  | <b>36</b>  | <b>23</b> |             |
| PITCHER       | ERA         | W         | L           | G          | GS         | CG        | SHO      | SV        | IP           | AB          | H          | R          | ER         | HR         | HB        | BB         | SO         | WP        | OPP         |
|               |             |           |             |            |            |           |          |           |              |             |            |            |            |            |           |            |            |           | AVG         |
| Beimel,J      | 8.49        | 1         | 0           | 16         | 0          | 0         | 0        | 0         | 11.2         | 43          | 10         | 13         | 11         | 4          | 1         | 7          | 9          | 0         | .233        |
| Elias,R       | 6.91        | 0         | 2           | 3          | 3          | 0         | 0        | 0         | 14.1         | 60          | 18         | 12         | 11         | 0          | 3         | 9          | 14         | 0         | .300        |
| Farquhar,D    | 4.86        | 0         | 1           | 13         | 0          | 0         | 0        | 1         | 16.2         | 66          | 19         | 9          | 9          | 1          | 0         | 5          | 15         | 1         | .288        |
| Furbush,C     | 2.70        | 0         | 0           | 10         | 0          | 0         | 0        | 0         | 6.2          | 21          | 2          | 2          | 2          | 1          | 1         | 2          | 2          | 2         | .095        |
| Guaipé,M      | 5.00        | 0         | 2           | 7          | 0          | 0         | 0        | 0         | 9.0          | 33          | 12         | 5          | 5          | 2          | 2         | 4          | 6          | 0         | .364        |
| Happ,J        | 6.75        | 0         | 4           | 10         | 10         | 0         | 0        | 0         | 45.1         | 188         | 59         | 35         | 34         | 7          | 1         | 21         | 34         | 2         | .314        |
| SEAS TOTAL    | 5.96        | 1         | 4           | 11         | 11         | 0         | 0        | 0         | 51.1         | 207         | 62         | 35         | 34         | 7          | 1         | 24         | 41         | 3         | .300        |
| Hernandez,F   | 3.40        | 7         | 3           | 13         | 13         | 1         | 1        | 0         | 84.2         | 312         | 75         | 32         | 32         | 11         | 5         | 26         | 78         | 2         | .240        |
| Iwakuma,H     | 1.84        | 3         | 1           | 6          | 6          | 1         | 1        | 0         | 44.0         | 152         | 27         | 9          | 9          | 4          | 0         | 7          | 31         | 0         | .178        |
| Kensing,L     | 4.50        | 1         | 0           | 4          | 0          | 0         | 0        | 0         | 4.0          | 13          | 2          | 2          | 2          | 1          | 0         | 2          | 4          | 1         | .154        |
| Leone,D       | 9.00        | 0         | 1           | 2          | 0          | 0         | 0        | 0         | 3.0          | 11          | 2          | 3          | 3          | 0          | 0         | 4          | 2          | 0         | .182        |
| Lowe,M        | 0.64        | 0         | 0           | 12         | 0          | 0         | 0        | 0         | 14.0         | 51          | 13         | 1          | 1          | 0          | 0         | 6          | 21         | 0         | .255        |
| SEAS TOTAL    | 1.54        | 0         | 1           | 21         | 0          | 0         | 0        | 1         | 23.1         | 84          | 21         | 4          | 4          | 1          | 0         | 6          | 26         | 0         | .250        |
| Medina,Y      | 0.00        | 1         | 0           | 2          | 0          | 0         | 0        | 1         | 2.0          | 7           | 1          | 0          | 0          | 0          | 0         | 1          | 2          | 0         | .143        |
| SEAS TOTAL    | 7.88        | 1         | 0           | 5          | 0          | 0         | 0        | 1         | 8.0          | 36          | 12         | 7          | 7          | 1          | 0         | 5          | 8          | 0         | .333        |
| Montgomery,M  | 3.14        | 2         | 2           | 5          | 5          | 0         | 0        | 0         | 28.2         | 107         | 28         | 10         | 10         | 2          | 1         | 13         | 16         | 3         | .262        |
| Nuno,V        | 3.38        | 0         | 0           | 14         | 2          | 0         | 0        | 0         | 24.0         | 89          | 25         | 9          | 9          | 5          | 0         | 5          | 19         | 1         | .281        |
| SEAS TOTAL    | 3.07        | 0         | 1           | 15         | 2          | 0         | 0        | 0         | 29.1         | 107         | 27         | 10         | 10         | 6          | 0         | 8          | 25         | 1         | .252        |
| Olmos,E       | 5.40        | 0         | 0           | 1          | 1          | 0         | 0        | 0         | 5.0          | 20          | 5          | 3          | 3          | 0          | 0         | 5          | 2          | 1         | .250        |
| Olson,T       | 7.94        | 1         | 1           | 3          | 0          | 0         | 0        | 0         | 5.2          | 20          | 5          | 5          | 5          | 0          | 1         | 6          | 4          | 0         | .250        |
| Paxton,J      | 5.03        | 2         | 1           | 4          | 4          | 0         | 0        | 0         | 19.2         | 77          | 21         | 12         | 11         | 2          | 0         | 8          | 11         | 1         | .273        |
| Ramirez,JC    | 0.00        | 0         | 0           | 1          | 0          | 0         | 0        | 0         | 1.0          | 3           | 0          | 0          | 0          | 0          | 0         | 0          | 1          | 0         | .000        |
| SEAS TOTAL    | 3.00        | 1         | 1           | 7          | 0          | 0         | 0        | 0         | 9.0          | 38          | 11         | 3          | 3          | 1          | 0         | 3          | 10         | 1         | .289        |
| Ramirez,Jo    | 0.00        | 0         | 0           | 1          | 0          | 0         | 0        | 0         | 0.1          | 1           | 0          | 0          | 0          | 0          | 0         | 1          | 0          | 0         | .000        |
| Rasmussen,R   | 22.50       | 1         | 1           | 6          | 0          | 0         | 0        | 0         | 4.0          | 21          | 10         | 10         | 10         | 0          | 0         | 5          | 4          | 4         | .476        |
| Rodney,F      | 4.30        | 3         | 1           | 24         | 0          | 0         | 0        | 5         | 23.0         | 82          | 18         | 11         | 11         | 3          | 2         | 15         | 15         | 3         | .220        |
| SEAS TOTAL    | 3.54        | 3         | 1           | 30         | 0          | 0         | 0        | 5         | 28.0         | 102         | 23         | 14         | 11         | 3          | 3         | 18         | 22         | 3         | .225        |
| Rollins,D     | 3.38        | 0         | 1           | 8          | 0          | 0         | 0        | 0         | 10.2         | 42          | 11         | 4          | 4          | 2          | 1         | 3          | 9          | 0         | .262        |
| Smith,C       | 3.54        | 0         | 2           | 21         | 0          | 0         | 0        | 2         | 20.1         | 79          | 19         | 9          | 8          | 1          | 1         | 7          | 31         | 2         | .241        |
| Sucre,J       | 27.00       | 0         | 0           | 1          | 0          | 0         | 0        | 0         | 1.0          | 8           | 5          | 3          | 3          | 1          | 0         | 0          | 0          | 0         | .625        |
| Walker,T      | 4.95        | 2         | 3           | 7          | 7          | 0         | 0        | 0         | 43.2         | 162         | 37         | 26         | 24         | 7          | 2         | 11         | 39         | 1         | .228        |
| Wilhelmsen,T  | 2.92        | 0         | 1           | 19         | 0          | 0         | 0        | 5         | 24.2         | 86          | 19         | 10         | 8          | 1          | 1         | 10         | 26         | 1         | .221        |
| Zych,T        | 0.00        | 0         | 0           | 3          | 0          | 0         | 0        | 0         | 3.0          | 9           | 0          | 0          | 0          | 0          | 0         | 1          | 5          | 0         | .000        |
| <b>TOTALS</b> | <b>4.31</b> | <b>24</b> | <b>27</b>   | <b>51</b>  | <b>51</b>  | <b>2</b>  | <b>5</b> | <b>14</b> | <b>470.0</b> | <b>1763</b> | <b>443</b> | <b>235</b> | <b>225</b> | <b>55</b>  | <b>22</b> | <b>184</b> | <b>400</b> | <b>25</b> | <b>.251</b> |

# Mariners in Night Games



| BATTER        | AVG         | G          | AB          | R          | H          | 2B         | 3B        | HR         | RBI        | SH        | SF        | HP        | BB         | SO         | SB        | CS        | GI        |           |  |
|---------------|-------------|------------|-------------|------------|------------|------------|-----------|------------|------------|-----------|-----------|-----------|------------|------------|-----------|-----------|-----------|-----------|--|
|               |             |            |             |            |            |            |           |            |            |           |           |           |            |            |           |           | DP        | E         |  |
| Ackley,D      | .194        | 56         | 129         | 15         | 25         | 3          | 1         | 3          | 11         | 2         | 3         | 1         | 10         | 26         | 1         | 2         | 3         | 0         |  |
| SEAS TOTAL    | .205        | 71         | 161         | 17         | 33         | 6          | 1         | 5          | 16         | 2         | 3         | 1         | 13         | 29         | 1         | 2         | 3         | 1         |  |
| Baron,S       | .000        | 3          | 9           | 0          | 0          | 0          | 0         | 0          | 0          | 0         | 0         | 0         | 0          | 2          | 0         | 0         | 2         | 0         |  |
| Bloomquist,W  | .143        | 23         | 49          | 2          | 7          | 0          | 0         | 0          | 2          | 0         | 0         | 1         | 1          | 9          | 1         | 0         | 2         | 0         |  |
| Cano,R        | .304        | 107        | 434         | 56         | 132        | 27         | 1         | 14         | 53         | 0         | 1         | 2         | 21         | 66         | 2         | 4         | 19        | 5         |  |
| Castillo,W    | .231        | 3          | 13          | 2          | 3          | 0          | 0         | 0          | 0          | 0         | 0         | 0         | 1          | 2          | 0         | 0         | 2         | 0         |  |
| SEAS TOTAL    | .236        | 75         | 242         | 30         | 57         | 12         | 1         | 14         | 43         | 0         | 2         | 4         | 18         | 58         | 0         | 0         | 10        | 5         |  |
| Cruz,N        | .310        | 106        | 407         | 59         | 126        | 15         | 1         | 31         | 59         | 0         | 1         | 3         | 35         | 112        | 0         | 1         | 4         | 4         |  |
| Gutierrez,F   | .339        | 40         | 109         | 19         | 37         | 9          | 0         | 10         | 24         | 0         | 1         | 2         | 9          | 32         | 0         | 0         | 2         | 1         |  |
| Hicks,J       | .000        | 13         | 22          | 0          | 0          | 0          | 0         | 0          | 1          | 1         | 0         | 0         | 1          | 13         | 1         | 0         | 0         | 1         |  |
| Jackson,A     | .279        | 71         | 276         | 27         | 77         | 12         | 2         | 4          | 21         | 2         | 0         | 1         | 17         | 69         | 13        | 5         | 2         | 2         |  |
| SEAS TOTAL    | .280        | 85         | 307         | 32         | 86         | 17         | 2         | 4          | 27         | 2         | 0         | 1         | 18         | 77         | 14        | 5         | 2         | 3         |  |
| Jones,J       | .214        | 21         | 14          | 1          | 3          | 1          | 0         | 0          | 0          | 0         | 0         | 0         | 0          | 6          | 0         | 1         | 0         | 0         |  |
| Marte,K       | .281        | 40         | 153         | 14         | 43         | 10         | 3         | 2          | 12         | 2         | 1         | 0         | 14         | 32         | 2         | 3         | 0         | 7         |  |
| Miller,B      | .261        | 101        | 306         | 31         | 80         | 18         | 1         | 9          | 37         | 1         | 5         | 2         | 34         | 73         | 10        | 4         | 5         | 14        |  |
| Montero,J     | .200        | 26         | 80          | 8          | 16         | 4          | 0         | 4          | 15         | 0         | 0         | 0         | 2          | 25         | 0         | 0         | 2         | 0         |  |
| Morrison,L    | .262        | 98         | 309         | 36         | 81         | 11         | 3         | 15         | 41         | 0         | 0         | 1         | 35         | 47         | 5         | 2         | 4         | 2         |  |
| O'Malley,S    | .250        | 19         | 36          | 8          | 9          | 1          | 0         | 1          | 7          | 1         | 1         | 0         | 10         | 12         | 3         | 0         | 0         | 0         |  |
| Romero,S      | .214        | 11         | 14          | 5          | 3          | 0          | 0         | 1          | 3          | 0         | 0         | 0         | 3          | 6          | 0         | 0         | 0         | 0         |  |
| Ruggiano,J    | .229        | 24         | 48          | 7          | 11         | 3          | 0         | 2          | 3          | 0         | 0         | 0         | 7          | 17         | 3         | 1         | 0         | 1         |  |
| SEAS TOTAL    | .255        | 40         | 94          | 16         | 24         | 6          | 1         | 6          | 15         | 0         | 0         | 2         | 8          | 29         | 5         | 1         | 1         | 1         |  |
| Seager,K      | .273        | 110        | 414         | 61         | 113        | 25         | 0         | 19         | 53         | 0         | 2         | 5         | 40         | 63         | 6         | 3         | 13        | 9         |  |
| Smith,S       | .242        | 89         | 273         | 43         | 66         | 20         | 2         | 9          | 30         | 0         | 3         | 3         | 33         | 76         | 0         | 0         | 11        | 0         |  |
| Sucre,J       | .137        | 29         | 73          | 4          | 10         | 2          | 0         | 0          | 2          | 4         | 0         | 0         | 3          | 14         | 0         | 0         | 3         | 3         |  |
| Taylor,C      | .121        | 24         | 66          | 6          | 8          | 2          | 1         | 0          | 1          | 0         | 0         | 0         | 3          | 22         | 1         | 1         | 0         | 3         |  |
| Trumbo,M      | .292        | 62         | 216         | 30         | 63         | 7          | 0         | 11         | 34         | 0         | 0         | 0         | 15         | 58         | 0         | 0         | 6         | 2         |  |
| SEAS TOTAL    | .282        | 96         | 341         | 45         | 96         | 13         | 3         | 17         | 51         | 0         | 0         | 0         | 19         | 87         | 0         | 0         | 8         | 3         |  |
| Weeks Jr,R    | .148        | 25         | 61          | 2          | 9          | 0          | 0         | 1          | 2          | 0         | 0         | 1         | 4          | 21         | 0         | 0         | 2         | 1         |  |
| Zunino,M      | .166        | 79         | 265         | 18         | 44         | 9          | 0         | 9          | 22         | 6         | 2         | 4         | 15         | 102        | 0         | 1         | 5         | 5         |  |
| <b>TOTALS</b> | <b>.255</b> | <b>111</b> | <b>3792</b> | <b>454</b> | <b>967</b> | <b>179</b> | <b>15</b> | <b>145</b> | <b>434</b> | <b>20</b> | <b>20</b> | <b>26</b> | <b>313</b> | <b>915</b> | <b>48</b> | <b>28</b> | <b>87</b> | <b>71</b> |  |

| PITCHER       | ERA         | W         | L         | G          | GS         | CG       | SHO      | SV        | IP           | AB          | H          | R          | ER         | HR         | HB        | BB         | SO         | WP        | OPP         |
|---------------|-------------|-----------|-----------|------------|------------|----------|----------|-----------|--------------|-------------|------------|------------|------------|------------|-----------|------------|------------|-----------|-------------|
|               |             |           |           |            |            |          |          |           |              |             |            |            |            |            |           |            |            |           | AVG         |
| Beimel,J      | 2.52        | 1         | 1         | 37         | 0          | 0        | 0        | 1         | 35.2         | 130         | 39         | 12         | 10         | 4          | 0         | 9          | 13         | 1         | .300        |
| Elias,R       | 3.74        | 5         | 6         | 19         | 17         | 0        | 0        | 0         | 101.0        | 372         | 88         | 45         | 42         | 15         | 6         | 35         | 83         | 1         | .237        |
| Farquhar,D    | 5.24        | 1         | 7         | 30         | 0          | 0        | 0        | 0         | 34.1         | 133         | 34         | 24         | 20         | 8          | 1         | 12         | 33         | 0         | .256        |
| Furbush,C     | 1.80        | 1         | 1         | 23         | 0          | 0        | 0        | 0         | 15.0         | 53          | 7          | 4          | 3          | 1          | 1         | 3          | 15         | 3         | .132        |
| Guaipé,M      | 5.60        | 0         | 1         | 14         | 0          | 0        | 0        | 0         | 17.2         | 70          | 22         | 14         | 11         | 3          | 1         | 9          | 16         | 1         | .314        |
| Happ,J        | 3.13        | 4         | 2         | 11         | 10         | 0        | 0        | 0         | 63.1         | 245         | 62         | 23         | 22         | 6          | 1         | 11         | 48         | 2         | .253        |
| SEAS TOTAL    | 2.61        | 10        | 4         | 21         | 20         | 0        | 0        | 0         | 120.2        | 461         | 111        | 36         | 35         | 9          | 1         | 21         | 110        | 3         | .241        |
| Hernandez,F   | 3.62        | 11        | 6         | 18         | 18         | 1        | 1        | 0         | 117.0        | 438         | 105        | 48         | 47         | 12         | 4         | 32         | 113        | 8         | .240        |
| Iwakuma,H     | 4.41        | 6         | 4         | 14         | 14         | 0        | 0        | 0         | 85.2         | 335         | 90         | 44         | 42         | 14         | 1         | 14         | 80         | 1         | .269        |
| Kensing,L     | 6.35        | 1         | 1         | 15         | 0          | 0        | 0        | 0         | 11.1         | 43          | 10         | 8          | 8          | 1          | 0         | 5          | 9          | 1         | .233        |
| Leone,D       | 5.40        | 0         | 3         | 8          | 0          | 0        | 0        | 0         | 8.1          | 34          | 9          | 6          | 5          | 1          | 0         | 5          | 5          | 2         | .265        |
| SEAS TOTAL    | 8.25        | 0         | 4         | 11         | 0          | 0        | 0        | 0         | 12.0         | 52          | 17         | 12         | 11         | 2          | 1         | 5          | 7          | 2         | .327        |
| Lowe,M        | 1.23        | 0         | 1         | 22         | 0          | 0        | 0        | 0         | 22.0         | 81          | 18         | 5          | 3          | 1          | 1         | 5          | 26         | 2         | .222        |
| SEAS TOTAL    | 2.27        | 1         | 2         | 36         | 0          | 0        | 0        | 0         | 31.2         | 115         | 25         | 11         | 8          | 3          | 1         | 6          | 35         | 2         | .217        |
| Luetge,L      | 0.00        | 0         | 0         | 1          | 0          | 0        | 0        | 0         | 2.1          | 6           | 0          | 0          | 0          | 0          | 0         | 2          | 2          | 0         | .000        |
| Medina,Y      | 3.60        | 0         | 0         | 10         | 0          | 0        | 0        | 0         | 10.0         | 40          | 10         | 5          | 4          | 1          | 0         | 6          | 7          | 1         | .250        |
| SEAS TOTAL    | 2.77        | 0         | 0         | 12         | 0          | 0        | 0        | 0         | 13.0         | 50          | 11         | 5          | 4          | 1          | 0         | 6          | 8          | 1         | .220        |
| Montgomery,M  | 5.28        | 2         | 4         | 11         | 11         | 2        | 2        | 0         | 61.1         | 246         | 64         | 39         | 36         | 9          | 3         | 24         | 48         | 7         | .260        |
| Nuno,V        | 4.44        | 1         | 4         | 18         | 8          | 0        | 0        | 0         | 50.2         | 199         | 55         | 26         | 25         | 9          | 5         | 12         | 43         | 2         | .276        |
| SEAS TOTAL    | 4.07        | 1         | 4         | 20         | 8          | 0        | 0        | 0         | 59.2         | 234         | 63         | 28         | 27         | 9          | 5         | 14         | 56         | 2         | .269        |
| Olmos,E       | 4.00        | 1         | 0         | 5          | 1          | 0        | 0        | 0         | 9.0          | 37          | 11         | 5          | 4          | 1          | 1         | 3          | 2          | 0         | .297        |
| Olson,T       | 3.52        | 0         | 0         | 8          | 0          | 0        | 0        | 0         | 7.2          | 32          | 13         | 3          | 3          | 2          | 0         | 4          | 4          | 0         | .406        |
| Paxton,J      | 3.42        | 1         | 3         | 9          | 9          | 0        | 0        | 0         | 47.1         | 188         | 46         | 22         | 18         | 6          | 0         | 21         | 45         | 4         | .245        |
| Ramirez,JC    | 8.59        | 0         | 1         | 7          | 0          | 0        | 0        | 0         | 7.1          | 32          | 10         | 7          | 7          | 2          | 1         | 7          | 4          | 0         | .313        |
| SEAS TOTAL    | 6.75        | 0         | 1         | 13         | 0          | 0        | 0        | 0         | 14.2         | 56          | 14         | 11         | 11         | 2          | 1         | 8          | 6          | 0         | .250        |
| Ramirez,Jo    | 12.46       | 1         | 0         | 4          | 0          | 0        | 0        | 0         | 4.1          | 23          | 9          | 9          | 6          | 0          | 2         | 5          | 3          | 0         | .391        |
| SEAS TOTAL    | 13.50       | 1         | 0         | 7          | 0          | 0        | 0        | 0         | 7.1          | 38          | 15         | 14         | 11         | 0          | 3         | 9          | 5          | 3         | .395        |
| Rasmussen,R   | 6.10        | 1         | 0         | 13         | 0          | 0        | 0        | 0         | 10.1         | 46          | 15         | 8          | 7          | 2          | 0         | 3          | 12         | 0         | .326        |
| SEAS TOTAL    | 5.56        | 1         | 0         | 14         | 0          | 0        | 0        | 0         | 11.1         | 50          | 16         | 8          | 7          | 2          | 0         | 3          | 13         | 0         | .320        |
| Rodney,F      | 6.83        | 2         | 4         | 30         | 0          | 0        | 0        | 11        | 27.2         | 113         | 33         | 21         | 21         | 5          | 3         | 10         | 28         | 2         | .292        |
| Rollins,D     | 10.67       | 0         | 1         | 12         | 0          | 0        | 0        | 0         | 14.1         | 65          | 26         | 17         | 17         | 1          | 1         | 5          | 12         | 0         | .400        |
| Smith,C       | 1.81        | 2         | 3         | 49         | 0          | 0        | 0        | 11        | 49.2         | 173         | 30         | 10         | 10         | 1          | 6         | 15         | 61         | 4         | .173        |
| Sucre,J       | 0.00        | 0         | 0         | 1          | 0          | 0        | 0        | 0         | 1.0          | 3           | 1          | 0          | 0          | 0          | 0         | 0          | 0          | 0         | .333        |
| Walker,T      | 4.43        | 9         | 5         | 22         | 22         | 1        | 0        | 0         | 126.0        | 486         | 126        | 66         | 62         | 18         | 7         | 29         | 118        | 3         | .259        |
| Wilhelmsen,T  | 3.38        | 2         | 1         | 34         | 0          | 0        | 0        | 8         | 37.1         | 142         | 37         | 14         | 14         | 2          | 1         | 19         | 34         | 1         | .261        |
| Zych,T        | 2.93        | 0         | 0         | 10         | 1          | 0        | 0        | 0         | 15.1         | 62          | 17         | 6          | 5          | 1          | 2         | 2          | 19         | 1         | .274        |
| <b>TOTALS</b> | <b>4.10</b> | <b>52</b> | <b>59</b> | <b>111</b> | <b>111</b> | <b>4</b> | <b>7</b> | <b>31</b> | <b>993.0</b> | <b>3827</b> | <b>987</b> | <b>491</b> | <b>452</b> | <b>126</b> | <b>48</b> | <b>307</b> | <b>883</b> | <b>47</b> | <b>.258</b> |



# Mariners on Grass Fields

| BATTER        | AVG         | G          | AB          | R          | H           | 2B         | 3B        | HR         | RBI           | SH          | SF          | HP         | BB         | SO          | SB        | CS         | GI          |           |             |
|---------------|-------------|------------|-------------|------------|-------------|------------|-----------|------------|---------------|-------------|-------------|------------|------------|-------------|-----------|------------|-------------|-----------|-------------|
|               |             |            |             |            |             |            |           |            |               |             |             |            |            |             |           |            | DP          | E         |             |
| Ackley, D     | .219        | 80         | 178         | 22         | 39          | 8          | 1         | 6          | 19            | 3           | 3           | 1          | 14         | 36          | 2         | 2          | 3           | 0         |             |
| SEAS TOTAL    | .229        | 97         | 218         | 28         | 50          | 10         | 3         | 10         | 30            | 3           | 4           | 1          | 17         | 43          | 2         | 2          | 3           | 1         |             |
| Baron, S      | .000        | 4          | 11          | 0          | 0           | 0          | 0         | 0          | 0             | 0           | 0           | 0          | 0          | 2           | 0         | 0          | 2           | 0         |             |
| Bloomquist, W | .143        | 32         | 63          | 1          | 9           | 0          | 0         | 0          | 2             | 0           | 0           | 1          | 2          | 13          | 1         | 1          | 2           | 0         |             |
| Cano, R       | .291        | 150        | 601         | 80         | 175         | 34         | 1         | 21         | 77            | 0           | 4           | 3          | 41         | 104         | 2         | 6          | 24          | 6         |             |
| Castillo, W   | .214        | 3          | 14          | 2          | 3           | 0          | 0         | 0          | 1             | 0           | 1           | 0          | 0          | 3           | 0         | 0          | 1           | 0         |             |
| SEAS TOTAL    | .242        | 107        | 331         | 41         | 80          | 15         | 1         | 19         | 56            | 0           | 4           | 6          | 24         | 90          | 0         | 0          | 11          | 7         |             |
| Cruz, N       | .303        | 146        | 565         | 87         | 171         | 21         | 1         | 42         | 88            | 0           | 1           | 5          | 59         | 157         | 3         | 1          | 6           | 4         |             |
| Gutierrez, F  | .292        | 59         | 171         | 27         | 50          | 11         | 0         | 15         | 35            | 0           | 1           | 3          | 14         | 54          | 0         | 0          | 5           | 1         |             |
| Hicks, J      | .063        | 17         | 32          | 1          | 2           | 1          | 0         | 0          | 1             | 1           | 0           | 0          | 1          | 18          | 1         | 1          | 0           | 1         |             |
| Jackson, A    | .276        | 105        | 410         | 45         | 113         | 18         | 3         | 8          | 38            | 3           | 1           | 1          | 24         | 102         | 14        | 9          | 4           | 3         |             |
| SEAS TOTAL    | .270        | 134        | 482         | 55         | 130         | 25         | 3         | 9          | 48            | 3           | 1           | 3          | 29         | 121         | 16        | 10         | 5           | 4         |             |
| Jones, J      | .103        | 28         | 29          | 1          | 3           | 1          | 0         | 0          | 0             | 0           | 0           | 0          | 2          | 13          | 1         | 1          | 0           | 0         |             |
| Marte, K      | .283        | 57         | 219         | 25         | 62          | 14         | 3         | 2          | 17            | 2           | 2           | 0          | 24         | 43          | 8         | 4          | 1           | 9         |             |
| Miller, B     | .267        | 139        | 423         | 43         | 113         | 22         | 4         | 11         | 46            | 4           | 6           | 2          | 43         | 95          | 12        | 4          | 7           | 17        |             |
| Montero, J    | .223        | 38         | 112         | 11         | 25          | 6          | 0         | 5          | 19            | 0           | 0           | 0          | 4          | 32          | 0         | 0          | 2           | 1         |             |
| Morrison, L   | .221        | 140        | 435         | 46         | 96          | 14         | 2         | 17         | 52            | 1           | 2           | 3          | 46         | 78          | 7         | 4          | 7           | 4         |             |
| O'Malley, S   | .262        | 24         | 42          | 10         | 11          | 1          | 0         | 1          | 7             | 2           | 1           | 0          | 12         | 14          | 3         | 0          | 0           | 0         |             |
| Romero, S     | .190        | 13         | 21          | 6          | 4           | 1          | 0         | 1          | 3             | 0           | 0           | 0          | 3          | 6           | 0         | 0          | 0           | 0         |             |
| Ruggiano, J   | .234        | 32         | 64          | 8          | 15          | 4          | 0         | 2          | 3             | 0           | 0           | 0          | 9          | 25          | 3         | 2          | 0           | 1         |             |
| SEAS TOTAL    | .261        | 53         | 119         | 20         | 31          | 8          | 1         | 6          | 15            | 0           | 0           | 2          | 12         | 39          | 5         | 2          | 1           | 1         |             |
| Seager, K     | .263        | 155        | 600         | 79         | 158         | 36         | 0         | 22         | 66            | 0           | 4           | 5          | 52         | 95          | 6         | 6          | 16          | 16        |             |
| Smith, S      | .245        | 130        | 379         | 51         | 93          | 28         | 5         | 12         | 41            | 1           | 5           | 4          | 44         | 93          | 0         | 0          | 15          | 1         |             |
| Sucre, J      | .157        | 52         | 127         | 9          | 20          | 6          | 0         | 1          | 7             | 9           | 0           | 0          | 6          | 21          | 0         | 0          | 6           | 3         |             |
| Taylor, C     | .160        | 31         | 75          | 7          | 12          | 2          | 1         | 0          | 1             | 2           | 0           | 0          | 6          | 26          | 3         | 0          | 0           | 4         |             |
| Trumbo, M     | .263        | 96         | 334         | 39         | 88          | 13         | 0         | 13         | 41            | 0           | 1           | 0          | 26         | 93          | 0         | 0          | 8           | 4         |             |
| SEAS TOTAL    | .262        | 142        | 508         | 62         | 133         | 23         | 3         | 22         | 64            | 0           | 1           | 0          | 36         | 132         | 0         | 0          | 12          | 5         |             |
| Weeks Jr, R   | .163        | 35         | 80          | 6          | 13          | 1          | 0         | 2          | 9             | 0           | 0           | 2          | 8          | 24          | 0         | 0          | 3           | 1         |             |
| Zunino, M     | .172        | 108        | 337         | 27         | 58          | 10         | 0         | 10         | 26            | 7           | 2           | 5          | 20         | 127         | 0         | 0          | 6           | 5         |             |
| <b>TOTALS</b> | <b>.250</b> | <b>156</b> | <b>5344</b> | <b>633</b> | <b>1335</b> | <b>253</b> | <b>21</b> | <b>191</b> | <b>601</b>    | <b>37</b>   | <b>34</b>   | <b>35</b>  | <b>461</b> | <b>1286</b> | <b>66</b> | <b>41</b>  | <b>119</b>  | <b>94</b> |             |
| PITCHER       | ERA         | W          | L           | G          | GS          | CG         | SHO       | SV         | IP            | AB          | H           | R          | ER         | HR          | HB        | BB         | SO          | WP        | OPP         |
|               |             |            |             |            |             |            |           |            |               |             |             |            |            |             |           |            |             |           | AVG         |
| Beimel, J     | 3.91        | 2          | 1           | 51         | 0           | 0          | 0         | 0          | 46.0          | 168         | 48          | 24         | 20         | 8           | 1         | 14         | 20          | 1         | .286        |
| Elias, R      | 4.28        | 4          | 8           | 21         | 19          | 0          | 0         | 0          | 109.1         | 408         | 100         | 56         | 52         | 14          | 9         | 41         | 91          | 1         | .245        |
| Farquhar, D   | 4.65        | 1          | 8           | 42         | 0           | 0          | 0         | 1          | 50.1          | 194         | 50          | 30         | 26         | 9           | 1         | 17         | 47          | 1         | .258        |
| Furbush, C    | 2.14        | 1          | 1           | 32         | 0           | 0          | 0         | 0          | 21.0          | 72          | 9           | 6          | 5          | 2           | 2         | 5          | 17          | 5         | .125        |
| Guaipé, M     | 5.40        | 0          | 3           | 21         | 0           | 0          | 0         | 0          | 26.2          | 103         | 34          | 19         | 16         | 5           | 3         | 13         | 22          | 1         | .330        |
| Happ, J       | 4.65        | 4          | 6           | 20         | 19          | 0          | 0         | 0          | 102.2         | 408         | 114         | 55         | 53         | 13          | 1         | 31         | 79          | 4         | .279        |
| SEAS TOTAL    | 3.58        | 11         | 8           | 31         | 30          | 0          | 0         | 0          | 166.0         | 643         | 166         | 68         | 66         | 16          | 1         | 44         | 148         | 6         | .258        |
| Hernandez, F  | 3.78        | 16         | 9           | 29         | 29          | 1          | 1         | 0          | 185.2         | 701         | 172         | 79         | 78         | 22          | 8         | 55         | 175         | 10        | .245        |
| Iwakuma, H    | 3.54        | 9          | 5           | 20         | 20          | 1          | 1         | 0          | 129.2         | 487         | 117         | 53         | 51         | 18          | 1         | 21         | 111         | 1         | .240        |
| Kensing, L    | 5.87        | 2          | 1           | 19         | 0           | 0          | 0         | 0          | 15.1          | 56          | 12          | 10         | 10         | 2           | 0         | 7          | 13          | 2         | .214        |
| Leone, D      | 6.35        | 0          | 4           | 10         | 0           | 0          | 0         | 0          | 11.1          | 45          | 11          | 9          | 8          | 1           | 0         | 9          | 7           | 2         | .244        |
| SEAS TOTAL    | 8.40        | 0          | 5           | 13         | 0           | 0          | 0         | 0          | 15.0          | 63          | 19          | 15         | 14         | 2           | 1         | 9          | 9           | 2         | .302        |
| Lowe, M       | 1.07        | 0          | 1           | 32         | 0           | 0          | 0         | 0          | 33.2          | 124         | 30          | 6          | 4          | 1           | 1         | 11         | 44          | 1         | .242        |
| SEAS TOTAL    | 1.28        | 0          | 1           | 41         | 0           | 0          | 0         | 1          | 42.1          | 152         | 34          | 8          | 6          | 1           | 1         | 12         | 52          | 1         | .224        |
| Luetge, L     | 0.00        | 0          | 0           | 1          | 0           | 0          | 0         | 0          | 2.1           | 6           | 0           | 0          | 0          | 0           | 0         | 2          | 2           | 0         | .000        |
| Medina, Y     | 3.00        | 1          | 0           | 12         | 0           | 0          | 0         | 1          | 12.0          | 47          | 11          | 5          | 4          | 1           | 0         | 7          | 9           | 1         | .234        |
| SEAS TOTAL    | 4.71        | 1          | 0           | 17         | 0           | 0          | 0         | 1          | 21.0          | 86          | 23          | 12         | 11         | 2           | 0         | 11         | 16          | 1         | .267        |
| Montgomery, M | 4.60        | 4          | 6           | 16         | 16          | 2          | 2         | 0          | 90.0          | 353         | 92          | 49         | 46         | 11          | 4         | 37         | 64          | 10        | .261        |
| Nuno, V       | 4.10        | 1          | 4           | 32         | 10          | 0          | 0         | 0          | 74.2          | 288         | 80          | 35         | 34         | 14          | 5         | 17         | 62          | 3         | .278        |
| SEAS TOTAL    | 3.74        | 1          | 5           | 35         | 10          | 0          | 0         | 0          | 89.0          | 341         | 90          | 38         | 37         | 15          | 5         | 22         | 81          | 3         | .264        |
| Olmos, E      | 4.50        | 1          | 0           | 6          | 2           | 0          | 0         | 0          | 14.0          | 57          | 16          | 8          | 7          | 1           | 1         | 8          | 4           | 1         | .281        |
| Olson, T      | 5.40        | 1          | 1           | 11         | 0           | 0          | 0         | 0          | 13.1          | 52          | 18          | 8          | 8          | 2           | 1         | 10         | 8           | 0         | .346        |
| Paxton, J     | 3.98        | 2          | 4           | 12         | 12          | 0          | 0         | 0          | 61.0          | 246         | 63          | 32         | 27         | 7           | 0         | 26         | 52          | 4         | .256        |
| Ramirez, JC   | 7.56        | 0          | 1           | 8          | 0           | 0          | 0         | 0          | 8.1           | 35          | 10          | 7          | 7          | 2           | 1         | 7          | 5           | 0         | .286        |
| SEAS TOTAL    | 5.32        | 1          | 2           | 20         | 0           | 0          | 0         | 0          | 23.2          | 94          | 25          | 14         | 14         | 3           | 1         | 11         | 16          | 1         | .266        |
| Ramirez, Jo   | 11.57       | 1          | 0           | 5          | 0           | 0          | 0         | 0          | 4.2           | 24          | 9           | 9          | 6          | 0           | 2         | 6          | 3           | 0         | .375        |
| SEAS TOTAL    | 12.91       | 1          | 0           | 8          | 0           | 0          | 0         | 0          | 7.2           | 39          | 15          | 14         | 11         | 0           | 3         | 10         | 5           | 3         | .385        |
| Rasmussen, R  | 10.67       | 2          | 1           | 19         | 0           | 0          | 0         | 0          | 14.1          | 67          | 25          | 18         | 17         | 2           | 0         | 8          | 16          | 4         | .373        |
| Rodney, F     | 5.21        | 4          | 5           | 50         | 0           | 0          | 0         | 13         | 46.2          | 177         | 45          | 27         | 27         | 7           | 4         | 24         | 41          | 5         | .254        |
| SEAS TOTAL    | 4.30        | 6          | 5           | 64         | 0           | 0          | 0         | 13         | 58.2          | 220         | 53          | 31         | 28         | 8           | 7         | 28         | 56          | 6         | .241        |
| Rollins, D    | 7.56        | 0          | 2           | 20         | 0           | 0          | 0         | 0          | 25.0          | 107         | 37          | 21         | 21         | 3           | 2         | 8          | 21          | 0         | .346        |
| Smith, C      | 2.42        | 2          | 5           | 67         | 0           | 0          | 0         | 13         | 67.0          | 243         | 48          | 19         | 18         | 2           | 6         | 21         | 90          | 6         | .198        |
| Sucre, J      | 13.50       | 0          | 0           | 2          | 0           | 0          | 0         | 0          | 2.0           | 11          | 6           | 3          | 3          | 1           | 0         | 0          | 0           | 0         | .545        |
| Walker, T     | 4.50        | 11         | 7           | 28         | 28          | 1          | 0         | 0          | 164.0         | 625         | 157         | 88         | 82         | 23          | 9         | 36         | 154         | 4         | .251        |
| Wilhelmsen, T | 3.32        | 2          | 2           | 51         | 0           | 0          | 0         | 13         | 59.2          | 219         | 54          | 24         | 22         | 3           | 2         | 28         | 57          | 2         | .247        |
| Zych, T       | 2.45        | 0          | 0           | 13         | 1           | 0          | 0         | 0          | 18.1          | 71          | 17          | 6          | 5          | 1           | 2         | 3          | 24          | 1         | .239        |
| <b>TOTALS</b> | <b>4.20</b> | <b>71</b>  | <b>85</b>   | <b>156</b> | <b>156</b>  | <b>5</b>   | <b>11</b> | <b>41</b>  | <b>1409.0</b> | <b>5394</b> | <b>1385</b> | <b>706</b> | <b>657</b> | <b>175</b>  | <b>66</b> | <b>472</b> | <b>1238</b> | <b>70</b> | <b>.257</b> |



# Mariners on Artificial Turf



| BATTER        | AVG         | G        | AB         | R         | H         | 2B       | 3B       | HR       | RBI       | SH       | SF       | HP       | BB        | SO        | SB       | CS       | GI       |          |          |
|---------------|-------------|----------|------------|-----------|-----------|----------|----------|----------|-----------|----------|----------|----------|-----------|-----------|----------|----------|----------|----------|----------|
|               |             |          |            |           |           |          |          |          |           |          |          |          |           |           |          |          | DP       | E        |          |
| Ackley, D     | .125        | 5        | 8          | 0         | 1         | 0        | 0        | 0        | 0         | 0        | 0        | 0        | 0         | 2         | 0        | 0        | 0        | 0        | 0        |
| SEAS TOTAL    | .250        | 11       | 20         | 0         | 5         | 1        | 0        | 0        | 0         | 0        | 0        | 0        | 1         | 2         | 0        | 0        | 0        | 0        | 0        |
| Bloomquist, W | .333        | 3        | 6          | 1         | 2         | 1        | 0        | 0        | 2         | 0        | 0        | 0        | 0         | 0         | 0        | 0        | 0        | 0        | 0        |
| Cano, R       | .174        | 6        | 23         | 2         | 4         | 0        | 0        | 0        | 2         | 0        | 0        | 0        | 2         | 3         | 0        | 0        | 2        | 0        | 0        |
| Castillo, W   | .091        | 3        | 11         | 1         | 1         | 0        | 0        | 0        | 1         | 0        | 1        | 0        | 1         | 2         | 0        | 0        | 1        | 0        | 0        |
| Cruz, N       | .280        | 6        | 25         | 3         | 7         | 1        | 0        | 2        | 5         | 0        | 0        | 0        | 0         | 7         | 0        | 1        | 0        | 0        | 0        |
| Jackson, A    | .111        | 2        | 9          | 1         | 1         | 0        | 0        | 0        | 0         | 0        | 0        | 0        | 0         | 5         | 1        | 0        | 0        | 0        | 0        |
| Miller, B     | .000        | 5        | 15         | 1         | 0         | 0        | 0        | 0        | 0         | 0        | 0        | 0        | 4         | 6         | 1        | 0        | 0        | 0        | 0        |
| Morrison, L   | .318        | 6        | 22         | 1         | 7         | 1        | 1        | 0        | 2         | 0        | 0        | 1        | 1         | 3         | 1        | 0        | 0        | 0        | 0        |
| Ruggiano, J   | .000        | 4        | 6          | 0         | 0         | 0        | 0        | 0        | 0         | 0        | 0        | 0        | 2         | 2         | 0        | 0        | 0        | 0        | 0        |
| Seager, K     | .348        | 6        | 23         | 6         | 8         | 1        | 0        | 4        | 8         | 0        | 0        | 0        | 2         | 3         | 0        | 0        | 1        | 0        | 0        |
| Smith, S      | .313        | 6        | 16         | 3         | 5         | 3        | 0        | 0        | 1         | 0        | 0        | 0        | 3         | 6         | 0        | 0        | 0        | 0        | 0        |
| Taylor, C     | .211        | 6        | 19         | 2         | 4         | 1        | 0        | 0        | 0         | 0        | 0        | 0        | 0         | 5         | 0        | 2        | 0        | 0        | 0        |
| Weeks Jr, R   | .250        | 2        | 4          | 1         | 1         | 0        | 0        | 0        | 0         | 0        | 0        | 0        | 1         | 1         | 0        | 0        | 0        | 0        | 0        |
| Zunino, M     | .231        | 4        | 13         | 1         | 3         | 1        | 0        | 1        | 2         | 1        | 0        | 0        | 1         | 5         | 0        | 1        | 0        | 0        | 0        |
| <b>TOTALS</b> | <b>.220</b> | <b>6</b> | <b>200</b> | <b>23</b> | <b>44</b> | <b>9</b> | <b>1</b> | <b>7</b> | <b>23</b> | <b>1</b> | <b>1</b> | <b>1</b> | <b>17</b> | <b>50</b> | <b>3</b> | <b>4</b> | <b>4</b> | <b>4</b> | <b>0</b> |

| PITCHER       | ERA         | W        | L        | G        | GS       | CG       | SHO      | SV       | IP          | AB         | H         | R         | ER        | HR       | HB       | BB        | SO        | WP       | OPP         |
|---------------|-------------|----------|----------|----------|----------|----------|----------|----------|-------------|------------|-----------|-----------|-----------|----------|----------|-----------|-----------|----------|-------------|
|               |             |          |          |          |          |          |          |          |             |            |           |           |           |          |          |           |           |          | AVG         |
| Beimel, J     | 6.75        | 0        | 0        | 2        | 0        | 0        | 0        | 1        | 1.1         | 5          | 1         | 1         | 1         | 0        | 0        | 2         | 2         | 0        | .200        |
| Elias, R      | 1.50        | 1        | 0        | 1        | 1        | 0        | 0        | 0        | 6.0         | 24         | 6         | 1         | 1         | 1        | 0        | 3         | 6         | 0        | .250        |
| Farquhar, D   | 40.50       | 0        | 0        | 1        | 0        | 0        | 0        | 0        | 0.2         | 5          | 3         | 3         | 3         | 0        | 0        | 0         | 1         | 0        | .600        |
| Furbush, C    | 0.00        | 0        | 0        | 1        | 0        | 0        | 0        | 0        | 0.2         | 2          | 0         | 0         | 0         | 0        | 0        | 0         | 0         | 0        | .000        |
| Happ, J       | 4.50        | 0        | 0        | 1        | 1        | 0        | 0        | 0        | 6.0         | 25         | 7         | 3         | 3         | 0        | 1        | 1         | 3         | 0        | .280        |
| Hernandez, F  | 0.56        | 2        | 0        | 2        | 2        | 1        | 1        | 0        | 16.0        | 49         | 8         | 1         | 1         | 1        | 3        | 16        | 0         | 0        | .163        |
| Lowe, M       | 0.00        | 0        | 0        | 2        | 0        | 0        | 0        | 0        | 2.1         | 8          | 1         | 0         | 0         | 0        | 0        | 3         | 1         | 1        | .125        |
| SEAS TOTAL    | 4.26        | 1        | 2        | 16       | 0        | 0        | 0        | 0        | 12.2        | 47         | 12        | 7         | 6         | 3        | 0        | 0         | 9         | 1        | .255        |
| Paxton, J     | 3.00        | 1        | 0        | 1        | 1        | 0        | 0        | 0        | 6.0         | 19         | 4         | 2         | 2         | 1        | 0        | 3         | 4         | 1        | .211        |
| Rodney, F     | 11.25       | 1        | 0        | 4        | 0        | 0        | 0        | 3        | 4.0         | 18         | 6         | 5         | 5         | 1        | 1        | 1         | 2         | 0        | .333        |
| Smith, C      | 0.00        | 0        | 0        | 3        | 0        | 0        | 0        | 0        | 3.0         | 9          | 1         | 0         | 0         | 0        | 1        | 1         | 2         | 0        | .111        |
| Walker, T     | 6.35        | 0        | 1        | 1        | 1        | 0        | 0        | 0        | 5.2         | 23         | 6         | 4         | 4         | 2        | 0        | 4         | 3         | 0        | .261        |
| Wilhelmsen, T | 0.00        | 0        | 0        | 2        | 0        | 0        | 0        | 0        | 2.1         | 9          | 2         | 0         | 0         | 0        | 0        | 1         | 3         | 0        | .222        |
| <b>TOTALS</b> | <b>3.33</b> | <b>5</b> | <b>1</b> | <b>6</b> | <b>6</b> | <b>1</b> | <b>1</b> | <b>4</b> | <b>54.0</b> | <b>196</b> | <b>45</b> | <b>20</b> | <b>20</b> | <b>6</b> | <b>4</b> | <b>19</b> | <b>45</b> | <b>2</b> | <b>.230</b> |

| MARINERS MULTI-HIT GAMES: |            |           |          |          |            | MARINERS MULTI-RBI GAMES: |           |           |          |          |            | GAME-WINNING/2-OUT RBI:                |         |  |  |  |  |
|---------------------------|------------|-----------|----------|----------|------------|---------------------------|-----------|-----------|----------|----------|------------|--|---------|--|--|--|--|
| Player                    | 2          | 3         | 4        | 5        | Total      | Player                    | 2         | 3         | 4        | 5+       | Total      | Player                                 | GWRBI   |  |  |  |  |
| Ackley                    | 4          | 1         | --       | --       | 5          | Ackley                    | 4         | --        | --       | --       | 4          | Cruz                                   | .....14 |  |  |  |  |
| Baron                     | --         | --        | --       | --       | 0          | Baron                     | --        | --        | --       | --       | 0          | Canó                                   | .....11 |  |  |  |  |
| Bloomquist                | 1          | --        | --       | --       | 1          | Bloomquist                | 1         | --        | --       | --       | 1          | Morrison                               | .....7  |  |  |  |  |
| Canó                      | 39         | 8         | 3        | 1        | 51         | Canó                      | 10        | 6         | 3        | --       | 19         | Seager                                 | .....6  |  |  |  |  |
| Castillo                  | 1          | --        | --       | --       | 1          | Castillo                  | --        | --        | --       | --       | 0          | Smith                                  | .....6  |  |  |  |  |
| Cruz                      | 36         | 12        | 1        | --       | 49         | Cruz                      | 9         | 9         | --       | 1        | 19         | Zunino                                 | .....5  |  |  |  |  |
| Gutierrez                 | 9          | 3         | --       | --       | 12         | Gutierrez                 | 5         | 1         | 2        | --       | 8          | Jackson / Miller / Gutierrez / Montero | .....4  |  |  |  |  |
| Hicks                     | --         | --        | --       | --       | 0          | Hicks                     | --        | --        | --       | --       | 0          | Trumbo                                 | .....3  |  |  |  |  |
| Jackson                   | 32         | 3         | 1        | --       | 36         | Jackson                   | 8         | 1         | 1        | --       | 10         | O'Malley / Marte                       | .....2  |  |  |  |  |
| Jones                     | 1          | --        | --       | --       | 1          | Jones                     | --        | --        | --       | --       | 0          | Ackley / Bloomquist                    | .....1  |  |  |  |  |
| Marte                     | 14         | 4         | --       | --       | 18         | Marte                     | 3         | --        | --       | --       | 3          | 2-Out RBI                              |         |  |  |  |  |
| Miller                    | 29         | 4         | --       | --       | 33         | Miller                    | 9         | 1         | --       | --       | 10         | Cruz                                   | .....36 |  |  |  |  |
| Montero                   | 6          | --        | --       | --       | 6          | Montero                   | 3         | 2         | --       | --       | 5          | Canó                                   | .....32 |  |  |  |  |
| Morrison                  | 11         | 4         | 1        | --       | 16         | Morrison                  | 10        | 3         | --       | 1        | 14         | Miller                                 | .....21 |  |  |  |  |
| O'Malley                  | 2          | 1         | --       | --       | 3          | O'Malley                  | 2         | --        | --       | --       | 2          | Seager / Morrison                      | .....19 |  |  |  |  |
| Romero                    | 1          | --        | --       | --       | 1          | Romero                    | --        | 1         | --       | --       | 1          | Smith                                  | .....18 |  |  |  |  |
| Ruggiano                  | 3          | --        | --       | --       | 3          | Ruggiano                  | 1         | --        | --       | --       | 1          | Trumbo                                 | .....16 |  |  |  |  |
| Seager                    | 32         | 9         | 1        | --       | 42         | Seager                    | 8         | 6         | --       | 2        | 16         | Jackson                                | .....13 |  |  |  |  |
| Smith                     | 14         | 3         | --       | --       | 17         | Smith                     | 8         | 1         | --       | --       | 9          | Gutierrez / Montero                    | .....11 |  |  |  |  |
| Sucre                     | 3          | 1         | --       | --       | 4          | Sucre                     | --        | --        | --       | --       | 0          | Ackley / Zunino / Marte                | .....7  |  |  |  |  |
| Taylor                    | 3          | --        | --       | --       | 3          | Taylor                    | --        | --        | --       | --       | 0          | Weeks                                  | .....6  |  |  |  |  |
| Trumbo                    | 19         | 2         | 1        | --       | 22         | Trumbo                    | 6         | 5         | --       | --       | 11         | O'Malley                               | .....4  |  |  |  |  |
| Weeks                     | 2          | --        | --       | --       | 2          | Weeks                     | 2         | 1         | --       | --       | 3          | Sucre                                  | .....4  |  |  |  |  |
| Zunino                    | 10         | 2         | --       | --       | 12         | Zunino                    | 2         | 2         | --       | --       | 4          | Nuño / Walker / Ruggiano               | .....1  |  |  |  |  |
| <b>Team</b>               | <b>272</b> | <b>57</b> | <b>8</b> | <b>1</b> | <b>338</b> | <b>Team</b>               | <b>91</b> | <b>39</b> | <b>6</b> | <b>4</b> | <b>140</b> |  |         |  |  |  |  |



# Mariners Pre-All-Star Game

| PLAYER          | AVG         | G         | AB          | R          | H          | TB          | 2B         | 3B        | HR        | RBI        | SH        | SF        | HP        | BB         | IBB       | SO         | SB        | CS        | DP        | GI        |             |             | PINCH HIT |           |          |           |
|-----------------|-------------|-----------|-------------|------------|------------|-------------|------------|-----------|-----------|------------|-----------|-----------|-----------|------------|-----------|------------|-----------|-----------|-----------|-----------|-------------|-------------|-----------|-----------|----------|-----------|
|                 |             |           |             |            |            |             |            |           |           |            |           |           |           |            |           |            |           |           |           | E         | SLG         | OBP         | AB        | H         | HR       | RBI       |
| Ackley, D       | .221        | 77        | 172         | 22         | 38         | 65          | 7          | 1         | 6         | 18         | 3         | 2         | 1         | 14         | 0         | 35         | 1         | 2         | 1         | 0         | .378        | .280        | 6         | 1         | 0        | 1         |
| Bloomquist, W   | .159        | 35        | 69          | 2          | 11         | 12          | 1          | 0         | 0         | 4          | 0         | 0         | 1         | 2          | 0         | 13         | 1         | 1         | 2         | 0         | .174        | .194        | 9         | 1         | 0        | 0         |
| Cano, R         | .251        | 86        | 346         | 38         | 87         | 128         | 23         | 0         | 6         | 30         | 0         | 3         | 3         | 17         | 1         | 64         | 2         | 4         | 11        | 4         | .370        | .290        | 1         | 0         | 0        | 0         |
| Castillo, W     | .160        | 6         | 25          | 3          | 4          | 4           | 0          | 0         | 0         | 2          | 0         | 0         | 1         | 0          | 5         | 0          | 0         | 2         | 0         | .160      | .179        | 0           | 0         | 0         | 0        |           |
| Cruz, N         | .308        | 87        | 328         | 44         | 101        | 179         | 13         | 1         | 21        | 53         | 0         | 0         | 1         | 33         | 5         | 84         | 2         | 2         | 1         | 3         | .546        | .373        | 0         | 0         | 0        | 0         |
| Gutierrez, F    | .290        | 12        | 31          | 3          | 9          | 14          | 2          | 0         | 1         | 2          | 0         | 1         | 0         | 1          | 0         | 7          | 0         | 0         | 0         | 0         | .452        | .303        | 2         | 0         | 0        | 0         |
| Jackson, A      | .251        | 65        | 251         | 26         | 63         | 89          | 10         | 2         | 4         | 19         | 2         | 1         | 1         | 15         | 0         | 58         | 8         | 7         | 2         | 2         | .355        | .295        | 1         | 0         | 0        | 0         |
| Jones, J        | .000        | 8         | 12          | 0          | 0          | 0           | 0          | 0         | 0         | 0          | 0         | 0         | 0         | 2          | 0         | 6          | 1         | 0         | 0         | 0         | .000        | .143        | 2         | 0         | 0        | 0         |
| Miller, B       | .247        | 84        | 259         | 26         | 64         | 107         | 13         | 3         | 8         | 27         | 2         | 3         | 1         | 29         | 0         | 61         | 9         | 1         | 5         | 9         | .413        | .322        | 4         | 1         | 0        | 0         |
| Montero, J      | .143        | 3         | 7           | 0          | 1          | 1           | 0          | 0         | 0         | 1          | 0         | 0         | 0         | 2          | 0         | 0          | 0         | 0         | 0         | 0         | .143        | .333        | 0         | 0         | 0        | 0         |
| Morrison, L     | .229        | 87        | 314         | 32         | 72         | 121         | 7          | 3         | 12        | 33         | 0         | 1         | 3         | 29         | 4         | 53         | 5         | 1         | 6         | 1         | .385        | .300        | 3         | 0         | 0        | 0         |
| Ruggiano, J     | .214        | 36        | 70          | 8          | 15         | 25          | 4          | 0         | 2         | 3          | 0         | 0         | 0         | 11         | 0         | 27         | 3         | 2         | 0         | 1         | .357        | .321        | 9         | 4         | 0        | 0         |
| Seager, K       | .269        | 88        | 324         | 36         | 87         | 142         | 19         | 0         | 12        | 39         | 0         | 2         | 2         | 28         | 5         | 48         | 1         | 3         | 8         | 8         | .438        | .329        | 0         | 0         | 0        | 0         |
| Smith, S        | .268        | 77        | 235         | 29         | 63         | 112         | 19         | 3         | 8         | 24         | 0         | 2         | 2         | 24         | 0         | 59         | 0         | 0         | 5         | 0         | .477        | .338        | 9         | 4         | 1        | 1         |
| Sucre, J        | .038        | 12        | 26          | 1          | 1          | 1           | 0          | 0         | 0         | 0          | 3         | 0         | 0         | 0          | 0         | 6          | 0         | 0         | 0         | 0         | .038        | .038        | 0         | 0         | 0        | 0         |
| Taylor, C       | .167        | 27        | 72          | 6          | 12         | 16          | 2          | 1         | 0         | 1          | 0         | 0         | 0         | 5          | 0         | 22         | 2         | 2         | 0         | 3         | .222        | .221        | 0         | 0         | 0        | 0         |
| Trumbo, M       | .219        | 30        | 105         | 7          | 23         | 32          | 3          | 0         | 2         | 9          | 0         | 0         | 0         | 5          | 0         | 31         | 0         | 0         | 6         | 2         | .305        | .255        | 2         | 1         | 0        | 0         |
| Weeks Jr, R     | .167        | 37        | 84          | 7          | 14         | 21          | 1          | 0         | 2         | 9          | 0         | 0         | 2         | 9          | 0         | 25         | 0         | 0         | 3         | 1         | .250        | .263        | 18        | 4         | 1        | 7         |
| Zunino, M       | .160        | 81        | 250         | 22         | 40         | 73          | 6          | 0         | 9         | 20         | 4         | 2         | 4         | 17         | 0         | 100        | 0         | 1         | 4         | 3         | .292        | .223        | 0         | 0         | 0        | 0         |
| Happ, J         | .000        | 17        | 1           | 0          | 0          | 0           | 0          | 0         | 0         | 0          | 0         | 0         | 0         | 1          | 0         | 0          | 0         | 0         | 1         | 1         | .000        | .500        | 0         | 0         | 0        | 0         |
| Iwakuma, H      | .000        | 5         | 2           | 0          | 0          | 0           | 0          | 0         | 0         | 0          | 1         | 0         | 0         | 0          | 0         | 2          | 0         | 0         | 0         | 0         | .000        | .000        | 0         | 0         | 0        | 0         |
| +Montgomery, M  | .000        | 8         | 3           | 0          | 0          | 0           | 0          | 0         | 0         | 0          | 0         | 0         | 0         | 0          | 0         | 2          | 0         | 0         | 0         | 0         | .000        | .000        | 0         | 0         | 0        | 0         |
| Paxton, J       | .000        | 10        | 2           | 0          | 0          | 0           | 0          | 0         | 0         | 0          | 0         | 0         | 0         | 0          | 0         | 2          | 0         | 0         | 0         | 0         | .000        | .000        | 0         | 0         | 0        | 0         |
| Walker, T       | .000        | 18        | 5           | 0          | 0          | 0           | 0          | 0         | 0         | 0          | 1         | 0         | 0         | 0          | 0         | 3          | 0         | 0         | 0         | 3         | .000        | .000        | 0         | 0         | 0        | 0         |
| <b>SEATTLE</b>  | <b>.236</b> | <b>89</b> | <b>2993</b> | <b>312</b> | <b>705</b> | <b>1142</b> | <b>130</b> | <b>14</b> | <b>93</b> | <b>294</b> | <b>16</b> | <b>19</b> | <b>21</b> | <b>245</b> | <b>15</b> | <b>713</b> | <b>35</b> | <b>26</b> | <b>57</b> | <b>45</b> | <b>.382</b> | <b>.296</b> | <b>66</b> | <b>16</b> | <b>2</b> | <b>9</b>  |
| <b>OPPONENT</b> | <b>.248</b> | <b>89</b> | <b>3031</b> | <b>360</b> | <b>752</b> | <b>1191</b> | <b>145</b> | <b>9</b>  | <b>92</b> | <b>341</b> | <b>19</b> | <b>14</b> | <b>31</b> | <b>253</b> | <b>26</b> | <b>690</b> | <b>32</b> | <b>21</b> | <b>75</b> | <b>51</b> | <b>.393</b> | <b>.311</b> | <b>57</b> | <b>15</b> | <b>1</b> | <b>12</b> |
| <b>DH</b>       | <b>.230</b> | <b>89</b> | <b>313</b>  | <b>33</b>  | <b>72</b>  | <b>130</b>  | <b>15</b>  | <b>2</b>  | <b>13</b> | <b>35</b>  | <b>0</b>  | <b>1</b>  | <b>1</b>  | <b>33</b>  | <b>2</b>  | <b>82</b>  | <b>1</b>  | <b>1</b>  | <b>9</b>  | <b>0</b>  | <b>.415</b> | <b>.305</b> | <b>9</b>  | <b>5</b>  | <b>2</b> | <b>4</b>  |
| <b>PITCHERS</b> | <b>.000</b> | <b>89</b> | <b>13</b>   | <b>0</b>   | <b>0</b>   | <b>0</b>    | <b>0</b>   | <b>0</b>  | <b>0</b>  | <b>0</b>   | <b>2</b>  | <b>0</b>  | <b>0</b>  | <b>1</b>   | <b>0</b>  | <b>9</b>   | <b>0</b>  | <b>0</b>  | <b>1</b>  | <b>8</b>  | <b>.000</b> | <b>.071</b> | <b>0</b>  | <b>0</b>  | <b>0</b> | <b>0</b>  |

| PITCHER          | R/L | W         | L         | ERA         | G         | GS        | CG       | GF        | SHO      | SV        | IP           | H          | R          | ER         | HR        | HB        | BB         | IBB       | SO         | WP        | BK       | AVG         | OPP |
|------------------|-----|-----------|-----------|-------------|-----------|-----------|----------|-----------|----------|-----------|--------------|------------|------------|------------|-----------|-----------|------------|-----------|------------|-----------|----------|-------------|-----|
|                  |     |           |           |             |           |           |          |           |          |           |              |            |            |            |           |           |            |           |            |           |          |             | AVG |
| Beimel, J        | L   | 0         | 0         | 2.73        | 25        | 0         | 0        | 8         | 0        | 1         | 26.1         | 23         | 9          | 8          | 2         | 0         | 9          | 3         | 14         | 0         | 0        | .245        |     |
| Elias, R         | L   | 4         | 6         | 4.27        | 13        | 13        | 0        | 0         | 0        | 0         | 78.0         | 72         | 38         | 37         | 11        | 6         | 25         | 0         | 64         | 1         | 1        | .245        |     |
| Farquhar, D      | R   | 0         | 3         | 6.23        | 25        | 0         | 0        | 6         | 0        | 0         | 30.1         | 37         | 23         | 21         | 6         | 1         | 12         | 1         | 26         | 1         | 0        | .301        |     |
| Furbush, C       | L   | 1         | 1         | 2.08        | 33        | 0         | 0        | 4         | 0        | 0         | 21.2         | 9          | 6          | 5          | 2         | 2         | 5          | 2         | 17         | 5         | 0        | .122        |     |
| +Guaipé, M       | R   | 0         | 2         | 8.31        | 3         | 0         | 0        | 0         | 0        | 0         | 4.1          | 5          | 4          | 4          | 0         | 1         | 1          | 0         | 2          | 0         | 0        | .333        |     |
| Happ, J          | L   | 4         | 5         | 4.14        | 17        | 17        | 0        | 0         | 0        | 0         | 95.2         | 107        | 45         | 44         | 9         | 1         | 25         | 3         | 75         | 4         | 0        | .281        |     |
| Hernandez, F     | R   | 11        | 5         | 2.84        | 18        | 18        | 2        | 0         | 2        | 0         | 117.1        | 90         | 37         | 37         | 10        | 4         | 35         | 0         | 112        | 4         | 0        | .214        |     |
| Iwakuma, H       | R   | 1         | 1         | 5.22        | 5         | 5         | 0        | 0         | 0        | 0         | 29.1         | 31         | 18         | 17         | 9         | 0         | 5          | 0         | 20         | 0         | 0        | .274        |     |
| Leone, D         | R   | 0         | 4         | 6.35        | 10        | 0         | 0        | 5         | 0        | 0         | 11.1         | 11         | 9          | 8          | 1         | 0         | 9          | 2         | 7          | 2         | 0        | .244        |     |
| Lowe, M          | R   | 0         | 0         | 0.64        | 28        | 0         | 0        | 6         | 0        | 0         | 28.0         | 22         | 4          | 2          | 0         | 1         | 10         | 1         | 37         | 2         | 0        | .220        |     |
| Luetge, L        | L   | 0         | 0         | 0.00        | 1         | 0         | 0        | 1         | 0        | 0         | 2.1          | 0          | 0          | 0          | 0         | 0         | 2          | 0         | 2          | 0         | 0        | .000        |     |
| Medina, Y        | R   | 1         | 0         | 3.00        | 12        | 0         | 0        | 3         | 0        | 1         | 12.0         | 11         | 5          | 4          | 1         | 0         | 7          | 0         | 9          | 1         | 0        | .234        |     |
| +Montgomery, M   | L   | 4         | 3         | 2.29        | 8         | 8         | 2        | 0         | 2        | 0         | 55.0         | 42         | 14         | 14         | 4         | 3         | 13         | 0         | 34         | 4         | 0        | .209        |     |
| Nuno, V          | L   | 0         | 0         | 3.00        | 11        | 0         | 0        | 4         | 0        | 0         | 12.0         | 12         | 4          | 4          | 2         | 0         | 1          | 0         | 11         | 0         | 0        | .267        |     |
| +Olson, T        | L   | 1         | 1         | 5.40        | 11        | 0         | 0        | 4         | 0        | 0         | 13.1         | 18         | 8          | 8          | 2         | 1         | 10         | 7         | 8          | 0         | 1        | .346        |     |
| Paxton, J        | L   | 3         | 3         | 3.70        | 10        | 10        | 0        | 0         | 0        | 0         | 58.1         | 54         | 28         | 24         | 7         | 0         | 22         | 1         | 45         | 3         | 0        | .238        |     |
| Rodney, F        | R   | 2         | 3         | 5.50        | 37        | 0         | 0        | 23        | 0        | 16        | 36.0         | 38         | 22         | 22         | 6         | 2         | 17         | 2         | 28         | 1         | 0        | .273        |     |
| +Rollins, D      | L   | 0         | 0         | 12.46       | 4         | 0         | 0        | 2         | 0        | 0         | 4.1          | 11         | 6          | 6          | 1         | 0         | 1          | 0         | 4          | 0         | 0        | .500        |     |
| +Smith, C        | R   | 1         | 2         | 1.73        | 38        | 0         | 0        | 14        | 0        | 6         | 36.1         | 22         | 7          | 7          | 2         | 3         | 6          | 1         | 47         | 1         | 0        | .169        |     |
| Sucre, J         | R   | 0         | 0         | 0.00        | 1         | 0         | 0        | 1         | 0        | 0         | 1.0          | 1          | 0          | 0          | 0         | 0         | 0          | 0         | 0          | 0         | 0        | .333        |     |
| Walker, T        | R   | 7         | 7         | 4.84        | 18        | 18        | 0        | 0         | 0        | 0         | 102.1        | 104        | 58         | 55         | 16        | 6         | 27         | 1         | 100        | 3         | 0        | .261        |     |
| Wilhelmsem, T    | R   | 1         | 2         | 4.68        | 22        | 0         | 0        | 4         | 0        | 0         | 25.0         | 32         | 15         | 13         | 1         | 0         | 11         | 2         | 28         | 1         | 0        | .317        |     |
| <b>SEATTLE</b>   |     | <b>41</b> | <b>48</b> | <b>3.82</b> | <b>89</b> | <b>89</b> | <b>4</b> | <b>85</b> | <b>8</b> | <b>24</b> | <b>800.1</b> | <b>752</b> | <b>360</b> | <b>340</b> | <b>92</b> | <b>31</b> | <b>253</b> | <b>26</b> | <b>690</b> | <b>33</b> | <b>2</b> | <b>.248</b> |     |
| <b>OPPONENTS</b> |     | <b>48</b> | <b>41</b> | <b>3.21</b> | <b>89</b> | <b>89</b> | <b>2</b> | <b>87</b> | <b>9</b> | <b>25</b> | <b>800.2</b> | <b>705</b> | <b>312</b> | <b>286</b> | <b>93</b> | <b>21</b> | <b>245</b> | <b>15</b> | <b>713</b> | <b>35</b> | <b>1</b> | <b>.236</b> |     |

+ = Rookie

# Mariners Post All-Star Game



| PLAYER           | AVG         | G         | AB          | R           | H          | TB          | 2B         | 3B        | HR         | RBI        | SH           | SF         | HP         | BB         | IBB        | SO         | SB         | CS         | GI         |           |             |             | PINCH HIT   |           |          |           |          |
|------------------|-------------|-----------|-------------|-------------|------------|-------------|------------|-----------|------------|------------|--------------|------------|------------|------------|------------|------------|------------|------------|------------|-----------|-------------|-------------|-------------|-----------|----------|-----------|----------|
|                  |             |           |             |             |            |             |            |           |            |            |              |            |            |            |            |            |            |            | DP         | E         | SLG         | OBP         | AB          | H         | HR       | RBI       |          |
| Ackley, D        | .258        | 31        | 66          | 6           | 17         | 37          | 4          | 2         | 4          | 12         | 0            | 2          | 0          | 4          | 0          | 10         | 1          | 0          | 2          | 0         | .561        | .292        | 9           | 4         | 0        | 0         |          |
| SEA              | .143        | 8         | 14          | 0           | 2          | 3           | 1          | 0         | 0          | 1          | 0            | 1          | 0          | 0          | 0          | 3          | 1          | 0          | 2          | 0         | .214        | .133        | 1           | 1         | 0        | 0         |          |
| +Baron, S        | .000        | 4         | 11          | 0           | 0          | 0           | 0          | 0         | 0          | 0          | 0            | 0          | 0          | 0          | 0          | 2          | 0          | 0          | 2          | 0         | .000        | .000        | 0           | 0         | 0        | 0         |          |
| Cano, R          | .331        | 70        | 278         | 44          | 92         | 150         | 11         | 1         | 15         | 49         | 0            | 1          | 0          | 26         | 4          | 43         | 0          | 2          | 15         | 2         | .540        | .387        | 0           | 0         | 0        | 0         |          |
| Cruz, N          | .294        | 65        | 262         | 46          | 77         | 155         | 9          | 0         | 23         | 40         | 0            | 1          | 4          | 26         | 4          | 80         | 1          | 0          | 5          | 1         | .592        | .365        | 0           | 0         | 0        | 0         |          |
| Gutierrez, F     | .293        | 47        | 140         | 24          | 41         | 92          | 9          | 0         | 14         | 33         | 0            | 0          | 3          | 13         | 1          | 47         | 0          | 0          | 5          | 1         | .657        | .365        | 9           | 2         | 1        | 6         |          |
| +Hicks, J        | .063        | 17        | 32          | 1           | 2          | 3           | 1          | 0         | 0          | 1          | 1            | 0          | 0          | 1          | 0          | 18         | 1          | 1          | 0          | 1         | .094        | .091        | 2           | 0         | 0        | 0         |          |
| Jackson, A       | .304        | 42        | 168         | 20          | 51         | 73          | 8          | 1         | 4          | 19         | 1            | 0          | 0          | 9          | 0          | 49         | 7          | 2          | 2          | 1         | .435        | .339        | 2           | 2         | 0        | 0         |          |
| Jones, J         | .176        | 20        | 17          | 1           | 3          | 4           | 1          | 0         | 0          | 0          | 0            | 0          | 0          | 0          | 0          | 7          | 0          | 1          | 0          | 0         | .235        | .176        | 1           | 0         | 0        | 0         |          |
| +Marte, K        | .283        | 57        | 219         | 25          | 62         | 88          | 14         | 3         | 2          | 17         | 2            | 2          | 0          | 24         | 0          | 43         | 8          | 4          | 1          | 9         | .402        | .351        | 0           | 0         | 0        | 0         |          |
| RIGHT            | .260        |           | 100         |             | 26         | 40          | 9          | 1         | 1          | 9          | 1            | 0          | 0          | 10         | 0          | 19         |            |            | 1          |           | .400        | .327        | 0           | 0         | 0        | 0         |          |
| LEFT             | .303        |           | 119         |             | 36         | 48          | 5          | 2         | 1          | 8          | 1            | 2          | 0          | 14         | 0          | 24         |            |            | 0          |           | .403        | .370        | 0           | 0         | 0        | 0         |          |
| Miller, B        | .274        | 60        | 179         | 18          | 49         | 69          | 9          | 1         | 3          | 19         | 2            | 3          | 1          | 18         | 0          | 40         | 4          | 3          | 2          | 8         | .385        | .338        | 3           | 0         | 0        | 0         |          |
| Montero, J       | .229        | 35        | 105         | 11          | 24         | 45          | 6          | 0         | 5          | 18         | 0            | 0          | 0          | 2          | 0          | 32         | 0          | 0          | 2          | 1         | .429        | .243        | 6           | 1         | 0        | 0         |          |
| Morrison, L      | .217        | 59        | 143         | 15          | 31         | 54          | 8          | 0         | 5          | 21         | 1            | 1          | 1          | 18         | 1          | 28         | 3          | 3          | 1          | 3         | .378        | .307        | 7           | 1         | 1        | 3         |          |
| +O'Malley, S     | .262        | 24        | 42          | 10          | 11         | 15          | 1          | 0         | 1          | 7          | 2            | 1          | 0          | 12         | 0          | 14         | 3          | 0          | 0          | 0         | .357        | .418        | 6           | 0         | 0        | 0         |          |
| RIGHT            | .263        |           | 19          |             | 5          | 6           | 1          | 0         | 0          | 3          | 2            | 1          | 0          | 6          | 0          | 3          |            |            | 0          |           | .316        | .423        | 2           | 0         | 0        | 0         |          |
| LEFT             | .261        |           | 23          |             | 6          | 9           | 0          | 0         | 1          | 4          | 0            | 0          | 0          | 6          | 0          | 11         |            |            | 0          |           | .391        | .414        | 4           | 0         | 0        | 0         |          |
| Romero, S        | .190        | 13        | 21          | 6           | 4          | 8           | 1          | 0         | 1          | 3          | 0            | 0          | 0          | 3          | 0          | 6          | 0          | 0          | 0          | 0         | .381        | .292        | 1           | 0         | 0        | 0         |          |
| Seager, K        | .264        | 73        | 299         | 49          | 79         | 139         | 18         | 0         | 14         | 35         | 0            | 2          | 3          | 26         | 1          | 50         | 5          | 3          | 9          | 8         | .465        | .327        | 1           | 0         | 0        | 0         |          |
| Smith, S         | .219        | 59        | 160         | 25          | 35         | 63          | 12         | 2         | 4          | 18         | 1            | 3          | 2          | 23         | 4          | 40         | 0          | 0          | 10         | 1         | .394        | .319        | 9           | 1         | 0        | 1         |          |
| Sucre, J         | .188        | 38        | 101         | 8           | 19         | 28          | 6          | 0         | 1          | 7          | 6            | 0          | 0          | 6          | 0          | 15         | 0          | 0          | 6          | 3         | .277        | .234        | 0           | 0         | 0        | 0         |          |
| Taylor, C        | .182        | 10        | 22          | 3           | 4          | 5           | 1          | 0         | 0          | 0          | 2            | 0          | 0          | 1          | 0          | 9          | 1          | 0          | 0          | 1         | .227        | .217        | 0           | 0         | 0        | 0         |          |
| Trumbo, M        | .284        | 66        | 229         | 32          | 65         | 108         | 10         | 0         | 11         | 32         | 0            | 1          | 0          | 21         | 1          | 62         | 0          | 0          | 2          | 2         | .472        | .343        | 3           | 3         | 1        | 1         |          |
| Zunino, M        | .210        | 31        | 100         | 6           | 21         | 32          | 5          | 0         | 2          | 8          | 4            | 0          | 1          | 4          | 0          | 32         | 0          | 0          | 2          | 2         | .320        | .248        | 0           | 0         | 0        | 0         |          |
| Hernandez, F     | .000        | 13        | 3           | 0           | 0          | 0           | 0          | 0         | 0          | 0          | 0            | 0          | 0          | 0          | 0          | 1          | 0          | 0          | 0          | 1         | .000        | .000        | 0           | 0         | 0        | 0         |          |
| Nuno, V          | .500        | 21        | 2           | 0           | 1          | 1           | 0          | 0         | 0          | 1          | 0            | 0          | 0          | 0          | 0          | 0          | 0          | 0          | 0          | 1         | .500        | .500        | 0           | 0         | 0        | 0         |          |
| Walker, T        | .250        | 11        | 4           | 0           | 1          | 2           | 1          | 0         | 0          | 1          | 0            | 0          | 0          | 0          | 0          | 2          | 0          | 0          | 0          | 1         | .500        | .250        | 0           | 0         | 0        | 0         |          |
| <b>SEATTLE</b>   | <b>.264</b> | <b>73</b> | <b>2551</b> | <b>344</b>  | <b>674</b> | <b>1137</b> | <b>132</b> | <b>8</b>  | <b>105</b> | <b>330</b> | <b>22</b>    | <b>16</b>  | <b>15</b>  | <b>233</b> | <b>16</b>  | <b>623</b> | <b>34</b>  | <b>19</b>  | <b>66</b>  | <b>49</b> | <b>.446</b> | <b>.328</b> | <b>51</b>   | <b>11</b> | <b>3</b> | <b>11</b> |          |
| <b>OPPONENT</b>  | <b>.265</b> | <b>73</b> | <b>2559</b> | <b>366</b>  | <b>678</b> | <b>1113</b> | <b>140</b> | <b>14</b> | <b>89</b>  | <b>345</b> | <b>13</b>    | <b>23</b>  | <b>39</b>  | <b>238</b> | <b>15</b>  | <b>593</b> | <b>33</b>  | <b>19</b>  | <b>52</b>  | <b>45</b> | <b>.435</b> | <b>.334</b> | <b>65</b>   | <b>17</b> | <b>1</b> | <b>4</b>  |          |
| <b>DH</b>        | <b>.262</b> | <b>73</b> | <b>275</b>  | <b>46</b>   | <b>72</b>  | <b>131</b>  | <b>11</b>  | <b>0</b>  | <b>16</b>  | <b>39</b>  | <b>0</b>     | <b>1</b>   | <b>2</b>   | <b>26</b>  | <b>3</b>   | <b>88</b>  | <b>2</b>   | <b>0</b>   | <b>4</b>   | <b>0</b>  | <b>.476</b> | <b>.329</b> | <b>4</b>    | <b>1</b>  | <b>0</b> | <b>1</b>  |          |
| <b>PITCHERS</b>  | <b>.222</b> | <b>73</b> | <b>9</b>    | <b>0</b>    | <b>2</b>   | <b>3</b>    | <b>1</b>   | <b>0</b>  | <b>0</b>   | <b>2</b>   | <b>0</b>     | <b>0</b>   | <b>0</b>   | <b>0</b>   | <b>0</b>   | <b>0</b>   | <b>3</b>   | <b>0</b>   | <b>0</b>   | <b>0</b>  | <b>5</b>    | <b>.333</b> | <b>.222</b> | <b>0</b>  | <b>0</b> | <b>0</b>  | <b>0</b> |
| <b>PITCHER</b>   | <b>R/L</b>  | <b>W</b>  | <b>L</b>    | <b>ERA</b>  | <b>G</b>   | <b>GS</b>   | <b>CG</b>  | <b>GF</b> | <b>SHO</b> | <b>SV</b>  | <b>IP</b>    | <b>H</b>   | <b>R</b>   | <b>ER</b>  | <b>HR</b>  | <b>HB</b>  | <b>BB</b>  | <b>IBB</b> | <b>SO</b>  | <b>WP</b> | <b>BK</b>   | <b>OPP</b>  | <b>AVG</b>  |           |          |           |          |
| Beimel, J        | L           | 2         | 1           | 5.57        | 28         | 0           | 0          | 6         | 0          | 0          | 21.0         | 26         | 16         | 13         | 6          | 1          | 7          | 0          | 8          | 1         | 0           | .329        |             |           |          |           |          |
| Elias, R         | L           | 1         | 2           | 3.86        | 9          | 7           | 0          | 0         | 0          | 0          | 37.1         | 34         | 19         | 16         | 4          | 3          | 19         | 1          | 33         | 0         | 0           | .246        |             |           |          |           |          |
| Farquhar, D      | R           | 1         | 5           | 3.48        | 18         | 0           | 0          | 4         | 0          | 1          | 20.2         | 16         | 10         | 8          | 3          | 0          | 5          | 1          | 22         | 0         | 1           | .211        |             |           |          |           |          |
| +Guaipé, M       | R           | 0         | 1           | 4.84        | 18         | 0           | 0          | 2         | 0          | 0          | 22.1         | 29         | 15         | 12         | 5          | 2          | 12         | 1          | 20         | 1         | 0           | .330        |             |           |          |           |          |
| Happ, J          | L           | 0         | 1           | 8.31        | 4          | 3           | 0          | 0         | 0          | 0          | 13.0         | 14         | 13         | 12         | 4          | 1          | 7          | 0          | 7          | 0         | 0           | .269        |             |           |          |           |          |
| Hernandez, F     | R           | 7         | 4           | 4.48        | 13         | 13          | 0          | 0         | 0          | 0          | 84.1         | 90         | 43         | 42         | 13         | 5          | 23         | 0          | 79         | 6         | 0           | .274        |             |           |          |           |          |
| Iwakuma, H       | R           | 8         | 4           | 3.05        | 15         | 15          | 1          | 0         | 1          | 0          | 100.1        | 86         | 35         | 34         | 9          | 1          | 16         | 1          | 91         | 1         | 0           | .230        |             |           |          |           |          |
| Kensing, L       | R           | 2         | 1           | 5.87        | 19         | 0           | 0          | 4         | 0          | 0          | 15.1         | 12         | 10         | 10         | 2          | 0          | 7          | 0          | 13         | 2         | 0           | .214        |             |           |          |           |          |
| Lowe, M          | R           | 1         | 3           | 3.33        | 29         | 0           | 0          | 7         | 0          | 1          | 27.0         | 24         | 11         | 10         | 4          | 0          | 2          | 0          | 24         | 0         | 0           | .242        |             |           |          |           |          |
| SEA              | 0           | 1         | 2.25        | 6           | 0          | 0           | 0          | 2         | 0          | 0          | 8.0          | 9          | 2          | 2          | 1          | 0          | 1          | 0          | 10         | 0         | 0           | .281        |             |           |          |           |          |
| +Montgomery, M   | L           | 0         | 3           | 8.23        | 8          | 8           | 0          | 0         | 0          | 0          | 35.0         | 50         | 35         | 32         | 7          | 1          | 24         | 1          | 30         | 6         | 0           | .329        |             |           |          |           |          |
| Nuno, V          | L           | 1         | 4           | 4.31        | 21         | 10          | 0          | 3         | 0          | 0          | 62.2         | 68         | 31         | 30         | 12         | 5          | 16         | 1          | 51         | 3         | 1           | .280        |             |           |          |           |          |
| +Olmos, E        | L           | 1         | 0           | 4.50        | 6          | 2           | 0          | 1         | 0          | 0          | 14.0         | 16         | 8          | 7          | 1          | 1          | 8          | 1          | 4          | 1         | 0           | .281        |             |           |          |           |          |
| Paxton, J        | L           | 0         | 1           | 5.19        | 3          | 3           | 0          | 0         | 0          | 0          | 8.2          | 13         | 6          | 5          | 1          | 0          | 7          | 0          | 11         | 2         | 0           | .342        |             |           |          |           |          |
| Ramirez, JC      | R           | 0         | 1           | 7.56        | 8          | 0           | 0          | 2         | 0          | 0          | 8.1          | 10         | 7          | 7          | 2          | 1          | 7          | 1          | 5          | 0         | 0           | .286        |             |           |          |           |          |
| +Ramirez, Jo     | R           | 1         | 0           | 11.57       | 5          | 0           | 0          | 1         | 0          | 0          | 4.2          | 9          | 9          | 6          | 0          | 2          | 6          | 1          | 3          | 0         | 0           | .375        |             |           |          |           |          |
| +Rasmussen, R    | L           | 2         | 1           | 10.67       | 19         | 0           | 0          | 5         | 0          | 0          | 14.1         | 25         | 18         | 17         | 2          | 0          | 8          | 0          | 16         | 4         | 0           | .373        |             |           |          |           |          |
| Rodney, F        | R           | 3         | 2           | 6.14        | 17         | 0           | 0          | 5         | 0          | 0          | 14.2         | 13         | 10         | 10         | 2          | 3          | 8          | 1          | 15         | 4         | 0           | .232        |             |           |          |           |          |
| +Rollins, D      | L           | 0         | 2           | 6.53        | 16         | 0           | 0          | 5         | 0          | 0          | 20.2         | 26         | 15         | 15         | 2          | 2          | 7          | 1          | 17         | 0         | 0           | .306        |             |           |          |           |          |
| +Smith, C        | R           | 1         | 3           | 2.94        | 32         | 0           | 0          | 10        | 0          | 7          | 33.2         | 27         | 12         | 11         | 0          | 4          | 16         | 3          | 45         | 5         | 0           | .221        |             |           |          |           |          |
| Sucre, J         | R           | 0         | 0           | 27.00       | 1          | 0           | 0          | 1         | 0          | 0          | 1.0          | 5          | 3          | 3          | 1          | 0          | 0          | 0          | 0          | 0         | 0           | .625        |             |           |          |           |          |
| Walker, T        | R           | 4         | 1           | 4.14        | 11         | 11          | 1          | 0         | 0          | 0          | 67.1         | 59         | 34         | 31         | 9          | 3          | 13         | 0          | 57         | 1         | 1           | .236        |             |           |          |           |          |
| Wilhelmsem, T    | R           | 1         | 0           | 2.19        | 31         | 0           | 0          | 16        | 0          | 13         | 37.0         | 24         | 9          | 9          | 2          | 2          | 18         | 1          | 32         | 1         | 0           | .189        |             |           |          |           |          |
| +Zych, T         | R           | 0         | 0           | 2.45        | 13         | 1           | 0          | 4         | 0          | 0          | 18.1         | 17         | 6          | 5          | 1          | 2          | 3          | 0          | 24         | 1         | 0           | .239        |             |           |          |           |          |
| <b>SEATTLE</b>   |             | <b>35</b> | <b>38</b>   | <b>4.58</b> | <b>73</b>  | <b>73</b>   | <b>2</b>   | <b>71</b> | <b>4</b>   | <b>21</b>  | <b>662.2</b> | <b>678</b> | <b>366</b> | <b>337</b> | <b>89</b>  | <b>39</b>  | <b>238</b> | <b>15</b>  | <b>593</b> | <b>39</b> | <b>3</b>    | <b>.265</b> |             |           |          |           |          |
| <b>OPPONENTS</b> |             | <b>38</b> | <b>35</b>   | <b>4.44</b> | <b>73</b>  | <b>73</b>   | <b>1</b>   | <b>72</b> | <b>1</b>   | <b>19</b>  | <b>664.1</b> | <b>674</b> | <b>344</b> | <b>328</b> | <b>105</b> | <b>15</b>  | <b>233</b> | <b>16</b>  | <b>623</b> | <b>31</b> | <b>1</b>    | <b>.264</b> |             |           |          |           |          |

+ = Rookie



# Fielding Statistics

| PITCHER        |      |   |       |      |    |    |    |    |   |    |    |    |
|----------------|------|---|-------|------|----|----|----|----|---|----|----|----|
| PLAYER         | TEAM | T | PCT   | RANK | G  | GS | PO | A  | E | TC | DP | TP |
| Beimel, J      | SEA  | L | 1.000 | 0    | 53 | 0  | 1  | 14 | 0 | 15 | 2  | 0  |
| Elias, R       | SEA  | L | .929  | 0    | 22 | 20 | 0  | 13 | 1 | 14 | 0  | 0  |
| Farquhar, D    | SEA  | R | 1.000 | 0    | 43 | 0  | 3  | 11 | 0 | 14 | 0  | 0  |
| * Furbush, C   | SEA  | L | .833  | 0    | 33 | 0  | 2  | 3  | 1 | 6  | 0  | 0  |
| +Guaibe, M     | SEA  | R | 1.000 | 0    | 21 | 0  | 1  | 1  | 0 | 2  | 0  | 0  |
| Happ, J        | SEA  | L | .875  | 0    | 21 | 20 | 2  | 12 | 2 | 16 | 0  | 0  |
| Hernandez, F   | SEA  | R | .951  | 21   | 31 | 31 | 13 | 26 | 2 | 41 | 2  | 0  |
| Iwakuma, H     | SEA  | R | 1.000 | 0    | 20 | 20 | 6  | 21 | 0 | 27 | 1  | 0  |
| Kensing, L     | SEA  | R | 1.000 | 0    | 19 | 0  | 0  | 2  | 0 | 2  | 0  | 0  |
| Leone, D       | SEA  | R | 1.000 | 0    | 10 | 0  | 1  | 1  | 0 | 2  | 0  | 0  |
| Lowe, M        | SEA  | R | 1.000 | 0    | 34 | 0  | 1  | 2  | 0 | 3  | 0  | 0  |
| Luetge, L      | SEA  | L | 1.000 | 0    | 1  | 0  | 0  | 2  | 0 | 2  | 0  | 0  |
| Medina, Y      | SEA  | R | .500  | 0    | 12 | 0  | 1  | 0  | 1 | 2  | 0  | 0  |
| +Montgomery, M | SEA  | L | 1.000 | 0    | 16 | 16 | 5  | 10 | 0 | 15 | 2  | 0  |
| Nuno, V        | SEA  | L | .929  | 0    | 32 | 10 | 0  | 13 | 1 | 14 | 1  | 0  |
| +Olmos, E      | SEA  | L | 1.000 | 0    | 6  | 2  | 0  | 1  | 0 | 1  | 0  | 0  |
| +Olson, T      | SEA  | L | 1.000 | 0    | 11 | 0  | 1  | 1  | 0 | 2  | 1  | 0  |
| Paxton, J      | SEA  | L | 1.000 | 0    | 13 | 13 | 0  | 6  | 0 | 6  | 0  | 0  |
| Ramirez, JC    | SEA  | R | .000  | 0    | 8  | 0  | 0  | 0  | 0 | 0  | 0  | 0  |
| Ramirez, Jo    | SEA  | R | .000  | 0    | 5  | 0  | 0  | 0  | 0 | 0  | 0  | 0  |
| Rasmussen, R   | SEA  | L | 1.000 | 0    | 19 | 0  | 0  | 1  | 0 | 1  | 0  | 0  |
| Rodney, F      | SEA  | R | 1.000 | 0    | 54 | 0  | 2  | 4  | 0 | 6  | 0  | 0  |
| +Rollins, D    | SEA  | L | 1.000 | 0    | 20 | 0  | 1  | 3  | 0 | 4  | 1  | 0  |
| +Smith, C      | SEA  | R | .944  | 0    | 70 | 0  | 11 | 6  | 1 | 18 | 0  | 0  |
| Sucre, J       | SEA  | R | .000  | 0    | 2  | 0  | 0  | 0  | 0 | 0  | 0  | 0  |
| Walker, T      | SEA  | R | .886  | 35   | 29 | 29 | 12 | 19 | 4 | 35 | 1  | 0  |
| Wilhelmsen, T  | SEA  | R | 1.000 | 0    | 53 | 0  | 6  | 9  | 0 | 15 | 2  | 0  |
| +Zych, T       | SEA  | R | 1.000 | 0    | 13 | 1  | 0  | 3  | 0 | 3  | 0  | 0  |

| CATCHER     |      |   |       |      |     |     |     |    |   |     |    |    |    |
|-------------|------|---|-------|------|-----|-----|-----|----|---|-----|----|----|----|
| PLAYER      | TEAM | T | PCT   | RANK | G   | GS  | PO  | A  | E | TC  | DP | TP | PB |
| +Baron, S   | SEA  | R | 1.000 | 0    | 4   | 4   | 34  | 1  | 0 | 35  | 0  | 0  | 0  |
| Castillo, W | SEA  | R | 1.000 | 0    | 5   | 4   | 39  | 1  | 0 | 40  | 1  | 0  | 1  |
| +Hicks, J   | SEA  | R | .988  | 0    | 14  | 10  | 72  | 10 | 1 | 83  | 1  | 0  | 0  |
| Sucre, J    | SEA  | R | .992  | 0    | 50  | 43  | 349 | 28 | 3 | 380 | 5  | 0  | 3  |
| Zunino, M   | SEA  | R | .994  | 12   | 112 | 101 | 809 | 44 | 5 | 858 | 6  | 1  | 6  |

| FIRST BASE    |      |   |       |      |     |     |      |    |   |      |     |    |
|---------------|------|---|-------|------|-----|-----|------|----|---|------|-----|----|
| PLAYER        | TEAM | T | PCT   | RANK | G   | GS  | PO   | A  | E | TC   | DP  | TP |
| Bloomquist, W | SEA  | R | 1.000 | 0    | 3   | 3   | 24   | 1  | 0 | 25   | 4   | 0  |
| Montero, J    | SEA  | R | .995  | 0    | 27  | 25  | 181  | 5  | 1 | 187  | 18  | 0  |
| Morrison, L   | SEA  | L | .996  | 5    | 140 | 115 | 1055 | 71 | 4 | 1130 | 106 | 0  |
| Trumbo, M     | SEA  | R | .994  | 0    | 22  | 19  | 150  | 7  | 1 | 158  | 12  | 1  |

| SECOND BASE   |      |   |       |      |     |     |     |     |   |     |     |    |
|---------------|------|---|-------|------|-----|-----|-----|-----|---|-----|-----|----|
| PLAYER        | TEAM | T | PCT   | RANK | G   | GS  | PO  | A   | E | TC  | DP  | TP |
| Ackley, D     | SEA  | R | 1.000 | 0    | 1   | 1   | 3   | 4   | 0 | 7   | 0   | 0  |
| Bloomquist, W | SEA  | R | 1.000 | 0    | 8   | 2   | 6   | 6   | 0 | 12  | 2   | 0  |
| Cano, R       | SEA  | R | .991  | 2    | 149 | 149 | 287 | 403 | 6 | 696 | 104 | 0  |
| +Marte, K     | SEA  | R | 1.000 | 0    | 4   | 3   | 1   | 10  | 0 | 11  | 2   | 0  |
| Miller, B     | SEA  | R | .972  | 0    | 11  | 5   | 13  | 22  | 1 | 36  | 5   | 0  |
| Taylor, C     | SEA  | R | .857  | 0    | 4   | 2   | 5   | 1   | 1 | 7   | 1   | 0  |

| THIRD BASE    |      |   |       |      |     |     |    |     |    |     |    |    |
|---------------|------|---|-------|------|-----|-----|----|-----|----|-----|----|----|
| PLAYER        | TEAM | T | PCT   | RANK | G   | GS  | PO | A   | E  | TC  | DP | TP |
| Bloomquist, W | SEA  | R | 1.000 | 0    | 5   | 2   | 1  | 5   | 0  | 6   | 0  | 0  |
| +Hicks, J     | SEA  | R | 1.000 | 0    | 1   | 0   | 1  | 0   | 0  | 1   | 0  | 0  |
| Miller, B     | SEA  | R | .500  | 0    | 2   | 1   | 0  | 1   | 1  | 2   | 0  | 0  |
| +O'Malley, S  | SEA  | R | 1.000 | 0    | 3   | 0   | 1  | 1   | 0  | 2   | 0  | 0  |
| Seager, K     | SEA  | R | .965  | 6    | 160 | 159 | 94 | 352 | 16 | 462 | 37 | 0  |
| Taylor, C     | SEA  | R | .000  | 0    | 1   | 0   | 0  | 0   | 0  | 0   | 0  | 0  |

| SHORTSTOP     |      |   |       |      |    |    |     |     |    |     |    |    |
|---------------|------|---|-------|------|----|----|-----|-----|----|-----|----|----|
| PLAYER        | TEAM | T | PCT   | RANK | G  | GS | PO  | A   | E  | TC  | DP | TP |
| Bloomquist, W | SEA  | R | 1.000 | 0    | 7  | 5  | 6   | 14  | 0  | 20  | 1  | 0  |
| +Marte, K     | SEA  | R | .960  | 0    | 51 | 49 | 64  | 150 | 9  | 223 | 31 | 0  |
| Miller, B     | SEA  | R | .964  | 0    | 89 | 83 | 109 | 269 | 14 | 392 | 56 | 1  |
| Seager, K     | SEA  | R | 1.000 | 0    | 1  | 0  | 0   | 1   | 0  | 1   | 0  | 0  |
| Taylor, C     | SEA  | R | .972  | 0    | 28 | 25 | 33  | 71  | 3  | 107 | 11 | 0  |

| OUTFIELDERS   |      |   |       |      |     |    |     |   |   |     |    |    |
|---------------|------|---|-------|------|-----|----|-----|---|---|-----|----|----|
| PLAYER        | TEAM | T | PCT   | RANK | G   | GS | PO  | A | E | TC  | DP | TP |
| Ackley, D     | SEA  | R | 1.000 | 0    | 78  | 52 | 99  | 2 | 0 | 101 | 1  | 0  |
| Bloomquist, W | SEA  | R | 1.000 | 0    | 7   | 4  | 4   | 1 | 0 | 5   | 0  | 0  |
| Cruz, N       | SEA  | R | .975  | 0    | 80  | 80 | 151 | 6 | 4 | 161 | 1  | 0  |
| Gutierrez, F  | SEA  | R | .986  | 0    | 46  | 36 | 67  | 3 | 1 | 71  | 1  | 0  |
| Jackson, A    | SEA  | R | .989  | 12   | 107 | 99 | 271 | 2 | 3 | 276 | 1  | 0  |
| Jones, J      | SEA  | L | 1.000 | 0    | 27  | 6  | 21  | 0 | 0 | 21  | 0  | 0  |
| +Marte, K     | SEA  | R | 1.000 | 0    | 2   | 2  | 3   | 0 | 0 | 3   | 0  | 0  |
| Miller, B     | SEA  | R | .982  | 0    | 35  | 30 | 53  | 1 | 1 | 55  | 0  | 0  |
| Morrison, L   | SEA  | L | 1.000 | 0    | 4   | 2  | 5   | 0 | 0 | 5   | 0  | 0  |
| +O'Malley, S  | SEA  | R | 1.000 | 0    | 16  | 12 | 24  | 0 | 0 | 24  | 0  | 0  |
| Romero, S     | SEA  | R | 1.000 | 0    | 12  | 5  | 13  | 0 | 0 | 13  | 0  | 0  |
| Ruggiano, J   | SEA  | R | .976  | 0    | 31  | 15 | 40  | 0 | 1 | 41  | 0  | 0  |
| Smith, S      | SEA  | L | .994  | 6    | 110 | 91 | 163 | 6 | 1 | 170 | 1  | 0  |
| Trumbo, M     | SEA  | R | .952  | 0    | 46  | 42 | 57  | 2 | 3 | 62  | 0  | 0  |
| Weeks Jr, R   | SEA  | R | .923  | 0    | 19  | 10 | 12  | 0 | 1 | 13  | 0  | 0  |

+ = ROOKIE, # = MULT. TEAMS



# Major League Standings



| A.L. EAST |     |      |      |      |         |        |        |        |         |         |         |         |
|-----------|-----|------|------|------|---------|--------|--------|--------|---------|---------|---------|---------|
|           | WON | LOST | PCT. | GB   | LAST 10 |        | HOME   | ROAD   | vs EAST | vs CENT | vs WEST | vs N.L. |
|           |     |      |      |      | GAMES   | STREAK |        |        |         |         |         |         |
| *TORONTO  | 93  | 69   | .574 | -    | 6- 4    | LOST 2 | 53- 28 | 40- 41 | 42- 34  | 20- 14  | 19- 13  | 12- 8   |
| yNEW YORK | 87  | 75   | .537 | 6.0  | 3- 7    | LOST 3 | 45- 36 | 42- 39 | 38- 38  | 21- 12  | 17- 16  | 11- 9   |
| BALTIMORE | 81  | 81   | .500 | 12.0 | 5- 5    | WON 5  | 47- 31 | 34- 50 | 39- 37  | 15- 18  | 15- 18  | 12- 8   |
| TAMPA BAY | 80  | 82   | .494 | 13.0 | 6- 4    | WON 2  | 42- 42 | 38- 40 | 36- 40  | 13- 19  | 17- 17  | 14- 6   |
| BOSTON    | 78  | 84   | .481 | 15.0 | 6- 4    | LOST 4 | 43- 38 | 35- 46 | 35- 41  | 15- 18  | 15- 18  | 13- 7   |

\* - CLINCHED DIVISION TITLE  
y - CLINCHED PLAYOFF BERTH

| A.L. CENTRAL |     |      |      |      |         |        |        |        |         |         |         |         |
|--------------|-----|------|------|------|---------|--------|--------|--------|---------|---------|---------|---------|
|              | WON | LOST | PCT. | GB   | LAST 10 |        | HOME   | ROAD   | vs EAST | vs CENT | vs WEST | vs N.L. |
|              |     |      |      |      | GAMES   | STREAK |        |        |         |         |         |         |
| *KANSAS CITY | 95  | 67   | .586 | -    | 6- 4    | WON 5  | 51- 30 | 44- 37 | 18- 16  | 44- 32  | 20- 12  | 13- 7   |
| MINNESOTA    | 83  | 79   | .512 | 12.0 | 5- 5    | LOST 3 | 46- 35 | 37- 44 | 19- 14  | 40- 36  | 16- 17  | 8- 12   |
| CLEVELAND    | 81  | 80   | .503 | 13.5 | 6- 4    | WON 3  | 39- 41 | 42- 39 | 18- 15  | 32- 43  | 19- 14  | 12- 8   |
| CHICAGO      | 76  | 86   | .469 | 19.0 | 4- 6    | LOST 1 | 40- 41 | 36- 45 | 14- 19  | 32- 44  | 21- 12  | 9- 11   |
| DETROIT      | 74  | 87   | .460 | 20.5 | 4- 6    | WON 1  | 38- 43 | 36- 44 | 12- 20  | 41- 34  | 12- 22  | 9- 11   |

\* - CLINCHED DIVISION TITLE

| A.L. WEST      |           |           |             |             |             |              |               |               |               |               |               |              |
|----------------|-----------|-----------|-------------|-------------|-------------|--------------|---------------|---------------|---------------|---------------|---------------|--------------|
|                | WON       | LOST      | PCT.        | GB          | LAST 10     |              | HOME          | ROAD          | vs EAST       | vs CENT       | vs WEST       | vs N.L.      |
|                |           |           |             |             | GAMES       | STREAK       |               |               |               |               |               |              |
| *TEXAS         | 88        | 74        | .543        | -           | 5- 5        | WON 1        | 43- 38        | 45- 36        | 23- 11        | 18- 14        | 36- 40        | 11- 9        |
| yHOUSTON       | 86        | 76        | .531        | 2.0         | 6- 4        | LOST 1       | 53- 28        | 33- 48        | 18- 16        | 14- 18        | 38- 38        | 16- 4        |
| LOS ANGELES    | 85        | 77        | .525        | 3.0         | 7- 3        | LOST 1       | 49- 32        | 36- 45        | 16- 16        | 17- 17        | 44- 32        | 8- 12        |
| <b>SEATTLE</b> | <b>76</b> | <b>86</b> | <b>.469</b> | <b>12.0</b> | <b>2- 8</b> | <b>WON 1</b> | <b>36- 45</b> | <b>40- 41</b> | <b>15- 17</b> | <b>14- 20</b> | <b>39- 37</b> | <b>8- 12</b> |
| OAKLAND        | 68        | 94        | .420        | 20.0        | 4- 6        | LOST 1       | 34- 47        | 34- 47        | 10- 23        | 14- 19        | 33- 43        | 11- 9        |

\* - CLINCHED DIVISION TITLE

| N.L. EAST    |     |      |      |      |         |        |        |        |         |         |         |         |
|--------------|-----|------|------|------|---------|--------|--------|--------|---------|---------|---------|---------|
|              | WON | LOST | PCT. | GB   | LAST 10 |        | HOME   | ROAD   | vs EAST | vs CENT | vs WEST | vs A.L. |
|              |     |      |      |      | GAMES   | STREAK |        |        |         |         |         |         |
| *NEW YORK    | 90  | 72   | .556 | -    | 5- 5    | WON 1  | 49- 32 | 41- 40 | 47- 29  | 13- 20  | 21- 12  | 9- 11   |
| WASHINGTON   | 83  | 79   | .512 | 7.0  | 5- 5    | LOST 1 | 46- 35 | 37- 44 | 44- 32  | 14- 19  | 17- 16  | 8- 12   |
| MIAMI        | 71  | 91   | .438 | 19.0 | 6- 4    | LOST 1 | 41- 40 | 30- 51 | 35- 41  | 13- 19  | 16- 18  | 7- 13   |
| ATLANTA      | 67  | 95   | .414 | 23.0 | 6- 4    | WON 3  | 42- 39 | 25- 56 | 34- 42  | 15- 18  | 12- 21  | 6- 14   |
| PHILADELPHIA | 63  | 99   | .389 | 27.0 | 6- 4    | WON 1  | 37- 44 | 26- 55 | 30- 46  | 11- 23  | 14- 18  | 8- 12   |

\* - CLINCHED DIVISION TITLE

| N.L. CENTRAL |     |      |      |      |         |        |        |        |         |         |         |         |
|--------------|-----|------|------|------|---------|--------|--------|--------|---------|---------|---------|---------|
|              | WON | LOST | PCT. | GB   | LAST 10 |        | HOME   | ROAD   | vs EAST | vs CENT | vs WEST | vs A.L. |
|              |     |      |      |      | GAMES   | STREAK |        |        |         |         |         |         |
| *ST. LOUIS   | 100 | 62   | .617 | -    | 4- 6    | LOST 3 | 55- 26 | 45- 36 | 20- 12  | 46- 30  | 23- 11  | 11- 9   |
| yPITTSBURGH  | 98  | 64   | .605 | 2.0  | 6- 4    | WON 1  | 53- 28 | 45- 36 | 24- 9   | 34- 42  | 27- 6   | 13- 7   |
| yCHICAGO     | 97  | 65   | .599 | 3.0  | 8- 2    | WON 8  | 49- 32 | 48- 33 | 22- 12  | 46- 30  | 19- 13  | 10- 10  |
| MILWAUKEE    | 68  | 94   | .420 | 32.0 | 4- 6    | LOST 4 | 34- 47 | 34- 47 | 17- 16  | 31- 45  | 12- 21  | 8- 12   |
| CINCINNATI   | 64  | 98   | .395 | 36.0 | 1- 9    | LOST 1 | 34- 47 | 30- 51 | 16- 17  | 33- 43  | 8- 25   | 7- 13   |

\* - CLINCHED DIVISION TITLE  
y - CLINCHED PLAYOFF BERTH

| N.L. WEST     |     |      |      |      |         |        |        |        |         |         |         |         |
|---------------|-----|------|------|------|---------|--------|--------|--------|---------|---------|---------|---------|
|               | WON | LOST | PCT. | GB   | LAST 10 |        | HOME   | ROAD   | vs EAST | vs CENT | vs WEST | vs A.L. |
|               |     |      |      |      | GAMES   | STREAK |        |        |         |         |         |         |
| *LOS ANGELES  | 92  | 70   | .568 | -    | 5- 5    | WON 4  | 55- 26 | 37- 44 | 19- 13  | 17- 17  | 46- 30  | 10- 10  |
| SAN FRANCISCO | 84  | 78   | .519 | 8.0  | 5- 5    | LOST 1 | 47- 34 | 37- 44 | 18- 15  | 15- 18  | 38- 38  | 13- 7   |
| ARIZONA       | 79  | 83   | .488 | 13.0 | 6- 4    | WON 1  | 39- 42 | 40- 41 | 15- 18  | 14- 19  | 39- 37  | 11- 9   |
| SAN DIEGO     | 74  | 88   | .457 | 18.0 | 3- 7    | LOST 3 | 39- 42 | 35- 46 | 17- 16  | 15- 18  | 35- 41  | 7- 13   |
| COLORADO      | 68  | 94   | .420 | 24.0 | 5- 5    | WON 1  | 36- 45 | 32- 49 | 16- 18  | 15- 17  | 32- 44  | 5- 15   |

\* - CLINCHED DIVISION TITLE

## American League Wild Card Race

## National League Wild Card Race

| Team           | Wins      | Losses    | Pct.        | GB          |
|----------------|-----------|-----------|-------------|-------------|
| zNEW YORK      | 87        | 75        | .537        | -           |
| zHOUSTON       | 86        | 76        | .531        | -           |
| LOS ANGELES    | 85        | 77        | .525        | 1.0         |
| MINNESOTA      | 83        | 79        | .512        | 3.0         |
| CLEVELAND      | 81        | 80        | .503        | 4.5         |
| BALTIMORE      | 81        | 81        | .500        | 5.0         |
| TAMPA BAY      | 80        | 82        | .494        | 6.0         |
| BOSTON         | 78        | 84        | .481        | 8.0         |
| CHICAGO        | 76        | 86        | .469        | 10.0        |
| <b>SEATTLE</b> | <b>76</b> | <b>86</b> | <b>.469</b> | <b>10.0</b> |

z - Clinched Wild Card

| Team                   | Wins | Losses | Pct. | GB |
|------------------------|------|--------|------|----|
| zPITTSBURGH            | 98   | 64     | .605 | -  |
| zCHICAGO               | 97   | 65     | .599 | -  |
| z - Clinched Wild Card |      |        |      |    |



# AL Team Rankings

## CLUB BATTING

| CLUB           | GI          |             |              |              |              |              |             |              |           |            |          |             |              |           |            |              |             |             |           | SLG         | OBP        |             |           |             |             |
|----------------|-------------|-------------|--------------|--------------|--------------|--------------|-------------|--------------|-----------|------------|----------|-------------|--------------|-----------|------------|--------------|-------------|-------------|-----------|-------------|------------|-------------|-----------|-------------|-------------|
|                | AVG         | G           | AB           | R            | OR           | H            | TB          | 2B           | 3B        | HR         | GS       | RBI         | SH           | SF        | HP         | BB           | IBB         | SO          | SB        |             |            | CS          | DP        | LOB         | SHO         |
| TORONTO        | .269        | 162         | 5509         | 891          | 670          | 1480         | 2518        | 308          | 17        | 232        | 6        | 852         | 36           | 62        | 54         | 570          | 12          | 1151        | 88        | 23          | 140        | 1057        | 5         | .457        | .340        |
| KANSAS CITY    | .269        | 162         | 5575         | 724          | 641          | 1497         | 2298        | 300          | 42        | 139        | 2        | 689         | 34           | 47        | 77         | 383          | 28          | 973         | 104       | 34          | 133        | 1079        | 11        | .412        | .322        |
| BOSTON         | .265        | 162         | 5640         | 748          | 753          | 1496         | 2339        | 294          | 33        | 161        | 2        | 706         | 30           | 42        | 46         | 478          | 28          | 1148        | 71        | 27          | 127        | 1142        | 9         | .415        | .325        |
| TEXAS          | .257        | 162         | 5511         | 751          | 733          | 1419         | 2278        | 279          | 32        | 172        | 0        | 707         | 43           | 54        | 76         | 503          | 32          | 1233        | 101       | 39          | 99         | 1130        | 11        | .413        | .325        |
| CLEVELAND      | .256        | 161         | 5439         | 669          | 640          | 1395         | 2179        | 303          | 29        | 141        | 4        | 640         | 47           | 50        | 39         | 533          | 34          | 1157        | 86        | 28          | 134        | 1147        | 12        | .401        | .325        |
| TAMPA BAY      | .252        | 162         | 5485         | 644          | 642          | 1383         | 2226        | 278          | 32        | 167        | 1        | 612         | 19           | 47        | 84         | 436          | 22          | 1310        | 87        | 45          | 121        | 1075        | 10        | .406        | .314        |
| NEW YORK       | .251        | 162         | 5567         | 764          | 698          | 1397         | 2343        | 272          | 19        | 212        | 7        | 737         | 24           | 54        | 63         | 554          | 23          | 1227        | 63        | 25          | 105        | 1151        | 6         | .421        | .323        |
| OAKLAND        | .251        | 162         | 5600         | 694          | 729          | 1405         | 2212        | 277          | 46        | 146        | 6        | 661         | 14           | 38        | 40         | 475          | 21          | 1119        | 78        | 29          | 124        | 1102        | 8         | .395        | .312        |
| BALTIMORE      | .250        | 162         | 5485         | 713          | 693          | 1370         | 2307        | 246          | 20        | 217        | 6        | 686         | 20           | 32        | 51         | 418          | 23          | 1331        | 44        | 25          | 127        | 990         | 12        | .421        | .307        |
| HOUSTON        | .250        | 162         | 5459         | 729          | 618          | 1363         | 2383        | 278          | 26        | 230        | 4        | 691         | 28           | 43        | 56         | 486          | 22          | 1392        | 121       | 48          | 102        | 1036        | 10        | .437        | .315        |
| CHICAGO        | .250        | 162         | 5533         | 622          | 701          | 1381         | 2103        | 260          | 27        | 136        | 1        | 595         | 30           | 37        | 65         | 404          | 22          | 1231        | 68        | 42          | 125        | 1065        | 12        | .380        | .306        |
| <b>SEATTLE</b> | <b>.249</b> | <b>162</b>  | <b>5544</b>  | <b>656</b>   | <b>726</b>   | <b>1379</b>  | <b>2279</b> | <b>262</b>   | <b>22</b> | <b>198</b> | <b>4</b> | <b>624</b>  | <b>38</b>    | <b>35</b> | <b>36</b>  | <b>478</b>   | <b>31</b>   | <b>1336</b> | <b>69</b> | <b>45</b>   | <b>123</b> | <b>1080</b> | <b>10</b> | <b>.411</b> | <b>.311</b> |
| MINNESOTA      | .247        | 162         | 5467         | 696          | 700          | 1349         | 2182        | 277          | 44        | 156        | 3        | 661         | 30           | 41        | 40         | 439          | 31          | 1264        | 70        | 38          | 133        | 993         | 8         | .399        | .305        |
| LOS ANGELES    | .246        | 162         | 5417         | 661          | 675          | 1331         | 2144        | 243          | 21        | 176        | 4        | 621         | 37           | 40        | 58         | 435          | 34          | 1150        | 52        | 34          | 116        | 1013        | 11        | .396        | .307        |
| <b>TOTALS</b>  | <b>.255</b> |             | <b>82836</b> | <b>10422</b> |              | <b>34146</b> | <b>459</b>  | <b>53</b>    |           | <b>453</b> |          | <b>826</b>  | <b>399</b>   |           | <b>826</b> | <b>399</b>   | <b>1185</b> | <b>1861</b> |           | <b>1861</b> | <b>144</b> | <b>144</b>  |           | <b>.412</b> | <b>.318</b> |
|                |             | <b>1214</b> | <b>10651</b> |              | <b>21160</b> | <b>4166</b>  | <b>2634</b> | <b>10142</b> |           | <b>657</b> |          | <b>7047</b> | <b>18281</b> |           | <b>533</b> | <b>16171</b> |             |             |           |             |            |             |           |             |             |

## CLUB PITCHING

| CLUB           | W           | L           | ERA         | G           | CG        | SHO        | REL         | SV         | IP             | H            | R            | ER          | HR          | HB         | BB          | IBB        | SO           | WP         | BK        | OPP         | AVG |
|----------------|-------------|-------------|-------------|-------------|-----------|------------|-------------|------------|----------------|--------------|--------------|-------------|-------------|------------|-------------|------------|--------------|------------|-----------|-------------|-----|
|                |             |             |             |             |           |            |             |            |                |              |              |             |             |            |             |            |              |            |           |             |     |
| CLEVELAND      | 81          | 80          | 3.67        | 161         | 11        | 10         | 476         | 38         | 1432.2         | 1274         | 640          | 584         | 161         | 48         | 425         | 27         | 1407         | 48         | 5         | .237        |     |
| KANSAS CITY    | 95          | 67          | 3.73        | 162         | 2         | 8          | 493         | 56         | 1452.0         | 1372         | 641          | 601         | 155         | 52         | 489         | 10         | 1160         | 62         | 2         | .249        |     |
| TAMPA BAY      | 80          | 82          | 3.74        | 162         | 1         | 12         | 530         | 60         | 1453.1         | 1314         | 642          | 604         | 175         | 46         | 477         | 23         | 1355         | 81         | 5         | .240        |     |
| TORONTO        | 93          | 69          | 3.80        | 162         | 7         | 10         | 469         | 34         | 1441.0         | 1353         | 670          | 609         | 173         | 59         | 397         | 20         | 1117         | 62         | 4         | .248        |     |
| LOS ANGELES    | 85          | 77          | 3.94        | 162         | 2         | 12         | 518         | 46         | 1440.2         | 1355         | 675          | 630         | 166         | 71         | 466         | 45         | 1221         | 61         | 4         | .248        |     |
| CHICAGO        | 76          | 86          | 3.98        | 162         | 7         | 9          | 414         | 37         | 1452.2         | 1443         | 701          | 643         | 162         | 62         | 474         | 34         | 1359         | 61         | 2         | .260        |     |
| NEW YORK       | 87          | 75          | 4.05        | 162         | 3         | 4          | 497         | 48         | 1457.2         | 1417         | 698          | 656         | 182         | 56         | 474         | 16         | 1370         | 78         | 4         | .253        |     |
| BALTIMORE      | 81          | 81          | 4.05        | 162         | 0         | 10         | 453         | 43         | 1434.2         | 1406         | 693          | 646         | 174         | 54         | 483         | 27         | 1233         | 46         | 0         | .257        |     |
| MINNESOTA      | 83          | 79          | 4.07        | 162         | 2         | 12         | 520         | 45         | 1443.0         | 1506         | 700          | 653         | 163         | 41         | 413         | 34         | 1046         | 54         | 2         | .269        |     |
| OAKLAND        | 68          | 94          | 4.14        | 162         | 5         | 15         | 487         | 28         | 1444.2         | 1402         | 729          | 664         | 172         | 47         | 474         | 19         | 1179         | 62         | 4         | .254        |     |
| <b>SEATTLE</b> | <b>76</b>   | <b>86</b>   | <b>4.16</b> | <b>162</b>  | <b>6</b>  | <b>12</b>  | <b>509</b>  | <b>45</b>  | <b>1463.0</b>  | <b>1430</b>  | <b>726</b>   | <b>677</b>  | <b>181</b>  | <b>70</b>  | <b>491</b>  | <b>41</b>  | <b>1283</b>  | <b>72</b>  | <b>5</b>  | <b>.256</b> |     |
| TEXAS          | 88          | 74          | 4.24        | 162         | 5         | 9          | 498         | 45         | 1442.2         | 1459         | 733          | 680         | 171         | 63         | 508         | 29         | 1095         | 51         | 5         | .262        |     |
| BOSTON         | 78          | 84          | 4.31        | 162         | 3         | 10         | 475         | 40         | 1448.1         | 1486         | 753          | 694         | 178         | 62         | 478         | 17         | 1218         | 79         | 10        | .264        |     |
| DETROIT        | 74          | 87          | 4.64        | 161         | 7         | 12         | 505         | 35         | 1447.0         | 1491         | 803          | 746         | 193         | 46         | 489         | 32         | 1100         | 60         | 8         | .268        |     |
| <b>TOTALS</b>  | <b>1231</b> | <b>1197</b> | <b>4.01</b> | <b>1214</b> | <b>66</b> | <b>158</b> | <b>7326</b> | <b>639</b> | <b>21694.1</b> | <b>21016</b> | <b>10422</b> | <b>9659</b> | <b>2554</b> | <b>820</b> | <b>6961</b> | <b>391</b> | <b>18423</b> | <b>938</b> | <b>62</b> | <b>.254</b> |     |

## CLUB FIELDING

| CLUB           | PCT         | G           | PO           | A            | E           | TC           | DP          | TP       | PB         |
|----------------|-------------|-------------|--------------|--------------|-------------|--------------|-------------|----------|------------|
| BALTIMORE      | .987        | 162         | 4304         | 1597         | 77          | 5978         | 134         | 0        | 10         |
| CLEVELAND      | .987        | 161         | 4298         | 1528         | 79          | 5905         | 136         | 0        | 10         |
| HOUSTON        | .986        | 162         | 4323         | 1617         | 85          | 6025         | 131         | 1        | 8          |
| MINNESOTA      | .986        | 162         | 4329         | 1637         | 86          | 6052         | 150         | 0        | 3          |
| DETROIT        | .986        | 161         | 4341         | 1621         | 86          | 6048         | 165         | 0        | 5          |
| KANSAS CITY    | .985        | 162         | 4356         | 1611         | 88          | 6055         | 138         | 0        | 5          |
| TORONTO        | .985        | 162         | 4323         | 1592         | 88          | 6003         | 145         | 0        | 25         |
| NEW YORK       | .985        | 162         | 4373         | 1594         | 92          | 6059         | 135         | 0        | 8          |
| <b>SEATTLE</b> | <b>.985</b> | <b>162</b>  | <b>4389</b>  | <b>1685</b>  | <b>94</b>   | <b>6168</b>  | <b>155</b>  | <b>1</b> | <b>10</b>  |
| LOS ANGELES    | .984        | 162         | 4322         | 1491         | 93          | 5906         | 108         | 0        | 13         |
| BOSTON         | .984        | 162         | 4345         | 1625         | 97          | 6067         | 148         | 0        | 22         |
| TAMPA BAY      | .984        | 162         | 4360         | 1408         | 95          | 5863         | 118         | 0        | 8          |
| CHICAGO        | .983        | 162         | 4358         | 1582         | 101         | 6041         | 159         | 0        | 22         |
| TEXAS          | .981        | 162         | 4328         | 1695         | 119         | 6142         | 169         | 0        | 11         |
| OAKLAND        | .979        | 162         | 4334         | 1642         | 126         | 6102         | 154         | 0        | 14         |
| <b>TOTALS</b>  | <b>.984</b> | <b>1214</b> | <b>65083</b> | <b>23925</b> | <b>1406</b> | <b>90414</b> | <b>2145</b> | <b>2</b> | <b>174</b> |

### 2015 LONGEST HITTING STREAKS (9+ GAMES):

| Player          | G  | START | END  | AVG  | AB | R  | H  | 2B | 3B | HR | RBI | SO | BB | SB | OBP  | SLG   | OPS   |
|-----------------|----|-------|------|------|----|----|----|----|----|----|-----|----|----|----|------|-------|-------|
| Nelson Cruz*    | 21 | 7/21  | 8/11 | .411 | 90 | 19 | 37 | 6  | 0  | 13 | 17  | 13 | 7  | 1  | .465 | .911  | 1.376 |
| Robinson Canó   | 16 | 9/16  | ---  | .354 | 65 | 9  | 23 | 0  | 0  | 5  | 14  | 11 | 2  | 0  | .368 | .585  | .952  |
| Logan Morrison* | 16 | 5/24  | 6/10 | .349 | 63 | 2  | 22 | 3  | 0  | 0  | 3   | 10 | 5  | 0  | .397 | .397  | .794  |
| Ketel Marte*    | 12 | 9/10  | 9/24 | .396 | 48 | 6  | 19 | 5  | 2  | 0  | 6   | 9  | 6  | 2  | .463 | .583  | 1.046 |
| Mark Trumbo*    | 12 | 8/29  | 9/10 | .375 | 48 | 8  | 18 | 2  | 0  | 4  | 11  | 12 | 3  | 0  | .412 | .667  | 1.078 |
| Kyle Seager     | 12 | 8/28  | 9/9  | .511 | 47 | 12 | 24 | 4  | 0  | 5  | 15  | 5  | 8  | 1  | .571 | .915  | 1.486 |
| Kyle Seager     | 12 | 5/14  | 5/26 | .400 | 45 | 9  | 18 | 1  | 0  | 5  | 10  | 6  | 2  | 0  | .426 | .756  | 1.181 |
| Robinson Canó   | 11 | 4/13  | 4/25 | .409 | 44 | 9  | 18 | 6  | 0  | 1  | 5   | 6  | 4  | 0  | .458 | .614  | 1.072 |
| Nelson Cruz     | 10 | 9/12  | 9/23 | .324 | 37 | 7  | 12 | 0  | 0  | 2  | 5   | 12 | 5  | 0  | .405 | .486  | .891  |
| Mike Zunino*    | 10 | 7/20  | 7/31 | .361 | 36 | 2  | 13 | 5  | 0  | 1  | 6   | 8  | 1  | 0  | .395 | .583  | .978  |
| Austin Jackson  | 9  | 8/22  | 8/30 | .471 | 34 | 7  | 16 | 1  | 1  | 1  | 5   | 8  | 1  | 0  | .486 | .647  | 1.133 |
| Mark Trumbo     | 9  | 8/15  | 8/27 | .306 | 36 | 5  | 11 | 1  | 0  | 3  | 6   | 9  | 3  | 0  | .359 | .583  | .942  |
| Kyle Seager     | 9  | 7/7   | 7/19 | .429 | 35 | 8  | 15 | 3  | 0  | 2  | 4   | 4  | 3  | 0  | .487 | .686  | 1.173 |
| Seth Smith      | 9  | 5/24  | 6/1  | .303 | 33 | 6  | 10 | 4  | 1  | 1  | 4   | 10 | 4  | 0  | .378 | .576  | .954  |
| Nelson Cruz     | 9  | 4/11  | 4/20 | .474 | 38 | 10 | 18 | 1  | 0  | 8  | 16  | 9  | 4  | 0  | .524 | 1.132 | 1.655 |

\* Career-high hitting streak

# AL Team Rankings



## CLUB MISCELLANEOUS

| CLUB           | VS LHS       | VS RHS       | GRASS         | ARTIF       | DAY          | NIGHT        | 1-RUN        | X-INN        | vs. N.L.    | DOUBLEHEADERS |          |          | ATTENDANCE       |                  |
|----------------|--------------|--------------|---------------|-------------|--------------|--------------|--------------|--------------|-------------|---------------|----------|----------|------------------|------------------|
|                |              |              |               |             |              |              |              |              |             | W             | L        | S        | HOME             | ROAD             |
| BALTIMORE      | 22-23        | 59-61        | 70- 70        | 11-11       | 27-28        | 54-53        | 25-26        | 6- 5         | 12- 8       | 0             | 0        | 2        | 2,320,588        | 2,325,892        |
| BOSTON         | 21-25        | 57-59        | 67- 76        | 11- 8       | 27-26        | 51-58        | 20-19        | 7- 7         | 13- 7       | 0             | 0        | 0        | 2,880,694        | 2,613,343        |
| CHICAGO        | 18-18        | 58-68        | 75- 81        | 1- 5        | 25-37        | 51-49        | 29-30        | 13- 5        | 9-11        | 0             | 0        | 2        | 1,755,810        | 2,322,442        |
| CLEVELAND      | 24-31        | 57-49        | 76- 78        | 5- 2        | 26-27        | 55-53        | 15-18        | 5- 4         | 12- 8       | 0             | 0        | 2        | 1,388,905        | 2,361,162        |
| DETROIT        | 21-17        | 53-70        | 73- 82        | 1- 5        | 31-28        | 43-59        | 26-22        | 9- 8         | 9-11        | 0             | 0        | 1        | 2,726,048        | 2,347,842        |
| HOUSTON        | 30-31        | 56-45        | 86- 70        | 0- 6        | 28-23        | 58-53        | 21-29        | 8- 6         | 16- 4       | 0             | 0        | 0        | 2,153,585        | 2,277,838        |
| KANSAS CITY    | 31-27        | 64-40        | 92- 63        | 3- 4        | 30-16        | 65-51        | 23-17        | 10- 6        | 13- 7       | 0             | 0        | 0        | 2,708,549        | 2,242,224        |
| LOS ANGELES    | 25-22        | 60-55        | 81- 74        | 4- 3        | 20-23        | 65-54        | 35-17        | 5- 7         | 8-12        | 0             | 0        | 0        | 3,012,765        | 2,345,619        |
| MINNESOTA      | 28-26        | 55-53        | 81- 74        | 2- 5        | 31-33        | 52-46        | 21-20        | 6- 8         | 8-12        | 0             | 0        | 1        | 2,220,054        | 2,344,521        |
| NEW YORK       | 27-23        | 60-52        | 77- 66        | 10- 9       | 30-23        | 57-52        | 23-24        | 4- 9         | 11- 9       | 0             | 1        | 0        | 3,193,795        | 2,537,141        |
| OAKLAND        | 15-32        | 53-62        | 66- 89        | 2- 5        | 25-36        | 43-58        | 19-35        | 7-10         | 11- 9       | 0             | 0        | 0        | 1,768,175        | 2,391,645        |
| <b>SEATTLE</b> | <b>22-32</b> | <b>54-54</b> | <b>71- 85</b> | <b>5- 1</b> | <b>24-27</b> | <b>52-59</b> | <b>28-29</b> | <b>10-13</b> | <b>8-12</b> | <b>0</b>      | <b>0</b> | <b>0</b> | <b>2,193,041</b> | <b>2,353,217</b> |
| TAMPA BAY      | 30-23        | 50-59        | 34- 34        | 46-48       | 21-28        | 59-54        | 26-30        | 2-13         | 14- 6       | 0             | 0        | 0        | 1,247,668        | 2,283,309        |
| TEXAS          | 35-31        | 53-43        | 85- 70        | 3- 4        | 23-24        | 65-50        | 27-22        | 5- 4         | 11- 9       | 0             | 0        | 0        | 2,491,875        | 2,354,914        |
| TORONTO        | 20-15        | 73-54        | 37- 35        | 56-34       | 36-27        | 57-42        | 15-28        | 8- 6         | 12- 8       | 1             | 0        | 1        | 2,794,891        | 2,193,264        |

## CLUB RANK BATTING

| CLUB           | AVG       | G        | AB       | R         | OR        | H         | TB       | 2B        | 3B        | HR       | GS       | RBI       | SH       | SF        | HP        | BB       | IBB      | SO        | SB        | CS        | GI       |          |          |          |           |  |  |
|----------------|-----------|----------|----------|-----------|-----------|-----------|----------|-----------|-----------|----------|----------|-----------|----------|-----------|-----------|----------|----------|-----------|-----------|-----------|----------|----------|----------|----------|-----------|--|--|
|                |           |          |          |           |           |           |          |           |           |          |          |           |          |           |           |          |          |           |           |           | DP       | LOB      | SHO      | SLG      | OBP       |  |  |
| BALTIMORE      | 10        | 1        | 10       | 7         | 7         | 12        | 6        | 14        | 13        | 3        | 2        | 7         | 13       | 15        | 9         | 13       | 9        | 13        | 15        | 2         | 9        | 1        | 13       | 4        | 12        |  |  |
| BOSTON         | 4         | 1        | 1        | 4         | 14        | 3         | 5        | 4         | 5         | 9        | 11       | 4         | 7        | 8         | 10        | 6        | 7        | 3         | 9         | 4         | 9        | 13       | 5        | 6        | 3         |  |  |
| CHICAGO        | 12        | 1        | 7        | 15        | 10        | 10        | 15       | 13        | 9         | 15       | 13       | 15        | 7        | 12        | 4         | 14       | 11       | 8         | 12        | 11        | 8        | 6        | 13       | 15       | 14        |  |  |
| CLEVELAND      | 6         | 14       | 14       | 11        | 2         | 8         | 13       | 2         | 8         | 13       | 5        | 11        | 1        | 4         | 14        | 3        | 2        | 6         | 6         | 5         | 13       | 14       | 13       | 11       | 5         |  |  |
| DETROIT        | 1         | 14       | 2        | 10        | 15        | 1         | 3        | 5         | 1         | 11       | 9        | 10        | 12       | 13        | 11        | 9        | 1        | 10        | 7         | 15        | 15       | 11       | 5        | 5        | 2         |  |  |
| HOUSTON        | 11        | 1        | 13       | 5         | 1         | 13        | 2        | 7         | 10        | 2        | 5        | 5         | 10       | 7         | 7         | 5        | 11       | 15        | 1         | 14        | 2        | 4        | 7        | 2        | 8         |  |  |
| KANSAS CITY    | 3         | 1        | 4        | 6         | 3         | 2         | 7        | 3         | 4         | 14       | 11       | 6         | 6        | 5         | 2         | 15       | 7        | 1         | 2         | 7         | 11       | 8        | 10       | 8        | 7         |  |  |
| LOS ANGELES    | 15        | 1        | 15       | 12        | 6         | 15        | 14       | 15        | 12        | 6        | 5        | 13        | 4        | 10        | 6         | 12       | 2        | 4         | 14        | 7         | 4        | 3        | 10       | 13       | 13        |  |  |
| MINNESOTA      | 14        | 1        | 12       | 8         | 9         | 14        | 12       | 9         | 3         | 10       | 9        | 8         | 7        | 9         | 12        | 10       | 5        | 11        | 10        | 9         | 11       | 2        | 3        | 12       | 15        |  |  |
| NEW YORK       | 8         | 1        | 5        | 2         | 8         | 7         | 4        | 11        | 14        | 4        | 1        | 2         | 11       | 2         | 5         | 2        | 9        | 7         | 13        | 2         | 3        | 15       | 2        | 3        | 6         |  |  |
| OAKLAND        | 9         | 1        | 3        | 9         | 12        | 6         | 11       | 9         | 2         | 12       | 2        | 8         | 15       | 11        | 12        | 8        | 14       | 2         | 8         | 6         | 7        | 10       | 3        | 14       | 10        |  |  |
| <b>SEATTLE</b> | <b>13</b> | <b>1</b> | <b>6</b> | <b>13</b> | <b>11</b> | <b>11</b> | <b>8</b> | <b>12</b> | <b>11</b> | <b>5</b> | <b>5</b> | <b>12</b> | <b>3</b> | <b>13</b> | <b>15</b> | <b>6</b> | <b>5</b> | <b>14</b> | <b>11</b> | <b>12</b> | <b>6</b> | <b>9</b> | <b>7</b> | <b>9</b> | <b>11</b> |  |  |
| TAMPA BAY      | 7         | 1        | 10       | 14        | 4         | 9         | 10       | 7         | 6         | 8        | 13       | 14        | 14       | 5         | 1         | 11       | 11       | 12        | 5         | 12        | 5        | 7        | 7        | 10       | 9         |  |  |
| TEXAS          | 5         | 1        | 8        | 3         | 13        | 5         | 9        | 6         | 6         | 7        | 15       | 3         | 2        | 2         | 3         | 4        | 4        | 9         | 3         | 10        | 1        | 12       | 10       | 7        | 4         |  |  |
| TORONTO        | 2         | 1        | 9        | 1         | 5         | 4         | 1        | 1         | 15        | 1        | 2        | 1         | 5        | 1         | 8         | 1        | 15       | 5         | 4         | 1         | 14       | 5        | 1        | 1        | 1         |  |  |

## CLUB RANK PITCHING

| CLUB           | W         | L        | ERA       | G        | CG       | SHO      | REL      | SV       | IP       | H         | TBF       | R         | ER        | HR        | SH        | SF       | HB        | BB        | IBB       | SO       | WP        | BK        |
|----------------|-----------|----------|-----------|----------|----------|----------|----------|----------|----------|-----------|-----------|-----------|-----------|-----------|-----------|----------|-----------|-----------|-----------|----------|-----------|-----------|
|                |           |          |           |          |          |          |          |          |          |           |           |           |           |           |           |          |           |           |           |          |           |           |
| BOSTON         | 11        | 5        | 14        | 1        | 9        | 8        | 12       | 9        | 6        | 13        | 15        | 14        | 14        | 12        | 2         | 2        | 11        | 10        | 3         | 9        | 14        | 15        |
| CHICAGO        | 12        | 3        | 7         | 1        | 2        | 12       | 15       | 12       | 4        | 11        | 10        | 10        | 7         | 4         | 12        | 7        | 11        | 6         | 12        | 3        | 6         | 2         |
| CLEVELAND      | 8         | 8        | 2         | 14       | 1        | 8        | 11       | 11       | 15       | 1         | 1         | 2         | 2         | 3         | 5         | 1        | 6         | 4         | 8         | 1        | 2         | 10        |
| DETROIT        | 14        | 2        | 15        | 14       | 2        | 3        | 5        | 13       | 7        | 14        | 11        | 15        | 15        | 15        | 15        | 9        | 3         | 12        | 11        | 13       | 5         | 14        |
| HOUSTON        | 5         | 11       | 1         | 1        | 6        | 2        | 10       | 10       | 11       | 2         | 2         | 1         | 1         | 1         | 6         | 4        | 2         | 3         | 3         | 6        | 6         | 2         |
| KANSAS CITY    | 1         | 15       | 3         | 1        | 11       | 14       | 8        | 2        | 5        | 6         | 7         | 3         | 3         | 2         | 8         | 9        | 7         | 12        | 1         | 11       | 9         | 2         |
| LOS ANGELES    | 6         | 10       | 6         | 1        | 11       | 3        | 3        | 4        | 13       | 5         | 6         | 6         | 6         | 6         | 12        | 13       | 15        | 5         | 15        | 8        | 6         | 6         |
| MINNESOTA      | 7         | 9        | 10        | 1        | 11       | 3        | 2        | 5        | 9        | 15        | 9         | 9         | 9         | 5         | 12        | 7        | 1         | 2         | 12        | 15       | 4         | 2         |
| NEW YORK       | 4         | 12       | 8         | 1        | 9        | 15       | 7        | 3        | 2        | 9         | 12        | 8         | 10        | 14        | 9         | 5        | 9         | 6         | 2         | 2        | 13        | 6         |
| OAKLAND        | 15        | 1        | 11        | 1        | 6        | 1        | 9        | 15       | 8        | 7         | 8         | 12        | 11        | 8         | 11        | 15       | 5         | 6         | 5         | 10       | 9         | 6         |
| <b>SEATTLE</b> | <b>12</b> | <b>3</b> | <b>12</b> | <b>1</b> | <b>5</b> | <b>3</b> | <b>4</b> | <b>5</b> | <b>1</b> | <b>10</b> | <b>14</b> | <b>11</b> | <b>12</b> | <b>13</b> | <b>10</b> | <b>2</b> | <b>14</b> | <b>14</b> | <b>14</b> | <b>5</b> | <b>12</b> | <b>10</b> |
| TAMPA BAY      | 10        | 6        | 4         | 1        | 14       | 3        | 1        | 1        | 3        | 3         | 4         | 4         | 4         | 11        | 6         | 6        | 3         | 9         | 7         | 4        | 15        | 10        |
| TEXAS          | 3         | 13       | 13        | 1        | 6        | 12       | 6        | 5        | 10       | 12        | 13        | 13        | 13        | 7         | 1         | 14       | 13        | 15        | 10        | 14       | 3         | 10        |
| TORONTO        | 2         | 14       | 5         | 1        | 2        | 8        | 13       | 14       | 11       | 4         | 3         | 5         | 5         | 9         | 4         | 12       | 10        | 1         | 6         | 12       | 9         | 6         |

NOTE: "V.LHS/RHS" IS THE CLUB RECORD IN GAMES STARTED BY LEFT OR RIGHT HANDED PITCHERS, NOT NECESSARILY VERSUS THAT INDIVIDUAL PITCHER



# AL Batting Leaders

## BATTING AVERAGE

|                     |             |     |
|---------------------|-------------|-----|
| .338                | Cabrera, M  | DET |
| .320                | Bogaerts, X | BOS |
| .313                | Altuve, J   | HOU |
| .310                | Brantley, M | CLE |
| .307                | Cain, L     | KC  |
| .305                | Fielder, P  | TEX |
| .303                | Kipnis, J   | CLE |
| <b>.302 Cruz, N</b> | <b>SEA</b>  |     |
| .299                | Trout, M    | LAA |
| .297                | Hosmer, E   | KC  |

## HOME RUNS

|                   |               |     |
|-------------------|---------------|-----|
| 47                | Davis, C      | BAL |
| <b>44 Cruz, N</b> | <b>SEA</b>    |     |
| 41                | Trout, M      | LAA |
| 41                | Donaldson, J  | TOR |
| 40                | Bautista, J   | TOR |
| 40                | Pujols, A     | LAA |
| 39                | Encarnacio, E | TOR |
| 38                | Martinez, J   | DET |
| 37                | Ortiz, D      | BOS |
| 35                | Machado, M    | BAL |

## RUNS BATTED IN

|     |               |     |
|-----|---------------|-----|
| 123 | Donaldson, J  | TOR |
| 117 | Davis, C      | BAL |
| 114 | Bautista, J   | TOR |
| 111 | Encarnacio, E | TOR |
| 108 | Ortiz, D      | BOS |
| 106 | Morales, K    | KC  |
| 102 | Martinez, J   | DET |
| 101 | Abreu, J      | CWS |
| 98  | Fielder, P    | TEX |
| 95  | Pujols, A     | LAA |

## MULTI HIT GAMES

|                   |              |     |
|-------------------|--------------|-----|
| 61                | Kinsler, I   | DET |
| 58                | Altuve, J    | HOU |
| 57                | Bogaerts, X  | BOS |
| 57                | Donaldson, J | TOR |
| 57                | Fielder, P   | TEX |
| 53                | Betts, M     | BOS |
| 51                | Hosmer, E    | KC  |
| <b>51 Cano, R</b> | <b>SEA</b>   |     |
| 50                | Machado, M   | BAL |
| 50                | Beltre, A    | TEX |

## RUNS

|     |              |      |
|-----|--------------|------|
| 122 | Donaldson, J | TOR  |
| 108 | Bautista, J  | TOR  |
| 104 | Trout, M     | LAA  |
| 102 | Machado, M   | BAL  |
| 101 | Dozier, B    | MIN  |
| 101 | Cain, L      | KC   |
| 100 | Davis, C     | BAL  |
| 98  | Eaton, A     | CWS  |
| 98  | Hosmer, E    | KC   |
| 94  | (04) PLAYERS | TIED |

## HITS

|                    |              |     |
|--------------------|--------------|-----|
| 200                | Altuve, J    | HOU |
| 196                | Bogaerts, X  | BOS |
| 187                | Fielder, P   | TEX |
| 185                | Kinsler, I   | DET |
| 184                | Donaldson, J | TOR |
| 181                | Machado, M   | BAL |
| <b>179 Cano, R</b> | <b>SEA</b>   |     |
| 178                | Abreu, J     | CWS |
| 178                | Hosmer, E    | KC  |
| <b>178 Cruz, N</b> | <b>SEA</b>   |     |

## TOTAL BASES

|                    |               |     |
|--------------------|---------------|-----|
| 352                | Donaldson, J  | TOR |
| 339                | Trout, M      | LAA |
| <b>334 Cruz, N</b> | <b>SEA</b>    |     |
| 322                | Davis, C      | BAL |
| 319                | Martinez, J   | DET |
| 318                | Machado, M    | BAL |
| 308                | Abreu, J      | CWS |
| 294                | Encarnacio, E | TOR |
| 293                | Altuve, J     | HOU |
| 292                | Ortiz, D      | BOS |

## GRAND SLAMS

|                    |               |     |
|--------------------|---------------|-----|
| 3                  | Encarnacio, E | TOR |
| <b>2 Seager, K</b> | <b>SEA</b>    |     |
| 2                  | Castellano, N | DET |
| 2                  | Trout, M      | LAA |
| 2                  | Veit, S       | OAK |
| 2                  | Conger, H     | HOU |
| 2                  | Davis, C      | BAL |
| 2                  | Flouffea, T   | MIN |
| 2                  | Teixeira, M   | NYN |
| 2                  | Young, C      | NYN |

## DOUBLES

|                     |              |      |
|---------------------|--------------|------|
| 45                  | Brantley, M  | CLE  |
| 43                  | Kipnis, J    | CLE  |
| 42                  | Betts, M     | BOS  |
| 41                  | Donaldson, J | TOR  |
| 41                  | Morales, K   | KC   |
| 40                  | Altuve, J    | HOU  |
| 39                  | Dozier, B    | MIN  |
| <b>37 Seager, K</b> | <b>SEA</b>   |      |
| 37                  | Ortiz, D     | BOS  |
| 36                  | (02) PLAYERS | TIED |

## TRIPLES

|    |              |     |
|----|--------------|-----|
| 15 | Rosario, E   | MIN |
| 12 | Kiermaier, K | TB  |
| 11 | Gattis, E    | HOU |
| 11 | Davis, R     | DET |
| 10 | Deshields, D | TEX |
| 9  | Odor, R      | TEX |
| 9  | Eaton, A     | CWS |
| 9  | Burns, B     | OAK |
| 8  | Betts, M     | BOS |
| 8  | Gose, A      | DET |

## STOLEN BASES

|    |              |      |
|----|--------------|------|
| 38 | Altuve, J    | HOU  |
| 28 | Cain, L      | KC   |
| 26 | Burns, B     | OAK  |
| 26 | Dyson, J     | KC   |
| 25 | Pillar, K    | TOR  |
| 25 | Deshields, D | TEX  |
| 25 | Andrus, E    | TEX  |
| 24 | Marisnick, J | HOU  |
| 23 | Gose, A      | DET  |
| 21 | (02) PLAYERS | TIED |

## HITTING STREAKS

|                   |               |     |
|-------------------|---------------|-----|
| 26                | Encarnacio, E | TOR |
| 07/26 - 08/31     |               |     |
| <b>21 Cruz, N</b> | <b>SEA</b>    |     |
| 07/21 - 08/11     |               |     |
| 20                | Kipnis, J     | CLE |
| 06/03 - 06/26     |               |     |
| 18                | Betts, M      | BOS |
| 08/24 - 09/13     |               |     |
| 18                | Colabello, C  | TOR |
| 05/20 - 06/08     |               |     |

## WALKS

|     |               |     |
|-----|---------------|-----|
| 110 | Bautista, J   | TOR |
| 108 | Santana, C    | CLE |
| 92  | Trout, M      | LAA |
| 84  | Davis, C      | BAL |
| 84  | Rodriguez, A  | NYN |
| 77  | Encarnacio, E | TOR |
| 77  | Cabrera, M    | DET |
| 77  | Ortiz, D      | BOS |
| 76  | Choo, S       | TEX |
| 73  | Donaldson, J  | TOR |

## ON BASE PERCENTAGE

|                     |               |     |
|---------------------|---------------|-----|
| .440                | Cabrera, M    | DET |
| .402                | Trout, M      | LAA |
| .379                | Brantley, M   | CLE |
| .378                | Fielder, P    | TEX |
| .377                | Bautista, J   | TOR |
| .375                | Choo, S       | TEX |
| .372                | Kipnis, J     | CLE |
| .372                | Encarnacio, E | TOR |
| .371                | Donaldson, J  | TOR |
| <b>.369 Cruz, N</b> | <b>SEA</b>    |     |

## SLUGGING PERCENTAGE

|                     |               |     |
|---------------------|---------------|-----|
| .590                | Trout, M      | LAA |
| .568                | Donaldson, J  | TOR |
| <b>.566 Cruz, N</b> | <b>SEA</b>    |     |
| .562                | Davis, C      | BAL |
| .557                | Encarnacio, E | TOR |
| .553                | Ortiz, D      | BOS |
| .536                | Bautista, J   | TOR |
| .535                | Martinez, J   | DET |
| .534                | Cabrera, M    | DET |
| .502                | Abreu, J      | CWS |

## EXTRA BASE HITS

|    |               |      |
|----|---------------|------|
| 84 | Donaldson, J  | TOR  |
| 79 | Trout, M      | LAA  |
| 78 | Davis, C      | BAL  |
| 74 | Ortiz, D      | BOS  |
| 73 | Martinez, J   | DET  |
| 72 | Bautista, J   | TOR  |
| 71 | Dozier, B     | MIN  |
| 70 | Encarnacio, E | TOR  |
| 68 | Betts, M      | BOS  |
| 67 | (02) PLAYERS  | TIED |

## OUTFIELD ASSISTS

|    |              |     |
|----|--------------|-----|
| 17 | Garcia, A    | CWS |
| 16 | Rosario, E   | MIN |
| 15 | Martinez, J  | DET |
| 15 | Kiermaier, K | TB  |
| 13 | Martin, L    | TEX |
| 13 | Jones, A     | BAL |
| 11 | Fuld, S      | OAK |
| 11 | Calhoun, K   | LAA |
| 10 | Pillar, K    | TOR |
| 10 | Betts, M     | BOS |

## HOME BATTING AVG

|      |              |     |
|------|--------------|-----|
| .357 | Cabrera, M   | DET |
| .347 | Bogaerts, X  | BOS |
| .347 | Kipnis, J    | CLE |
| .342 | Altuve, J    | HOU |
| .337 | Cain, L      | KC  |
| .332 | Beltre, A    | TEX |
| .330 | Donaldson, J | TOR |
| .326 | Burns, B     | OAK |
| .322 | Betts, M     | BOS |
| .317 | Choo, S      | TEX |

## ROAD BATTING AVG.

|                       |              |     |
|-----------------------|--------------|-----|
| .317                  | Cabrera, M   | DET |
| .317                  | Eaton, A     | CWS |
| .316                  | Trout, M     | LAA |
| .308                  | Moreland, M  | TEX |
| .306                  | Gregorius, D | NYN |
| .304                  | Brantley, M  | CLE |
| .301                  | Fielder, P   | TEX |
| <b>.299 Cruz, N</b>   | <b>SEA</b>   |     |
| .296                  | Kinsler, I   | DET |
| <b>.295 Seager, K</b> | <b>SEA</b>   |     |

## RISP BATTING AVG

|      |               |     |
|------|---------------|-----|
| .365 | Cabrera, M    | DET |
| .353 | Donaldson, J  | TOR |
| .352 | Trout, M      | LAA |
| .352 | Mauer, J      | MIN |
| .342 | Castellano, N | DET |
| .341 | Abreu, J      | CWS |
| .335 | Morales, K    | KC  |
| .333 | Betts, M      | BOS |
| .331 | Bogaerts, X   | BOS |
| .324 | Brantley, M   | CLE |

## DAY BATTING AVG

|      |             |     |
|------|-------------|-----|
| .353 | Cain, L     | KC  |
| .348 | Cabrera, M  | DET |
| .340 | Holt, B     | BOS |
| .335 | Bogaerts, X | BOS |
| .331 | Kipnis, J   | CLE |
| .327 | Morales, K  | KC  |
| .324 | Fielder, P  | TEX |
| .322 | Jones, A    | BAL |
| .315 | Hosmer, E   | KC  |
| .314 | Trout, M    | LAA |

## NIGHT BATTING AVG

|                     |              |     |
|---------------------|--------------|-----|
| .332                | Cabrera, M   | DET |
| .323                | Donaldson, J | TOR |
| .321                | Altuve, J    | HOU |
| .316                | Abreu, J     | CWS |
| .315                | Brantley, M  | CLE |
| .312                | Bogaerts, X  | BOS |
| <b>.310 Cruz, N</b> | <b>SEA</b>   |     |
| <b>.304 Cano, R</b> | <b>SEA</b>   |     |
| .304                | Betts, M     | BOS |
| .303                | Kinsler, I   | DET |

## VS RIGHTY AVG

|                     |              |     |
|---------------------|--------------|-----|
| .344                | Cabrera, M   | DET |
| .343                | Fielder, P   | TEX |
| .334                | Kipnis, J    | CLE |
| .321                | Brantley, M  | CLE |
| .315                | Hosmer, E    | KC  |
| .308                | Abreu, J     | CWS |
| .304                | Bogaerts, X  | BOS |
| .299                | Choo, S      | TEX |
| <b>.296 Cano, R</b> | <b>SEA</b>   |     |
| .296                | Donaldson, J | TOR |

## VS LEFTY AVG.

|                     |               |      |
|---------------------|---------------|------|
| .372                | Altuve, J     | HOU  |
| .365                | Bogaerts, X   | BOS  |
| <b>.357 Cruz, N</b> | <b>SEA</b>    |      |
| .351                | Castellano, N | DET  |
| .342                | Longoria, E   | TB   |
| .335                | Cain, L       | KC   |
| .329                | Semien, M     | OAK  |
| .329                | Zobrist, B    | KC   |
| .315                | Burns, B      | OAK  |
| .313                | (02) PLAYERS  | TIED |



# AL Batting Leaders



## CAUGHT STEALING

|          |                   |            |
|----------|-------------------|------------|
| 13       | Altuve, J         | HOU        |
| 11       | Gose, A           | DET        |
| 9        | Marisnick, J      | HOU        |
| 9        | Andrus, E         | TEX        |
| <b>9</b> | <b>Jackson, A</b> | <b>SEA</b> |
| 9        | Ellsbury, J       | NY Yankees |
| 8        | (07) PLAYERS      | TIED       |

## SACRIFICE BUNTS

|          |                  |            |
|----------|------------------|------------|
| 13       | Lindor, F        | CLE        |
| 11       | Escobar, A       | KC         |
| 9        | Giavotella, J    | LAA        |
| <b>9</b> | <b>Sucere, J</b> | <b>SEA</b> |
| <b>8</b> | <b>Zunino, M</b> | <b>SEA</b> |
| 8        | Andrus, E        | TEX        |
| 8        | Gardner, B       | NY Yankees |
| 7        | (06) PLAYERS     | TIED       |

## SACRIFICE FLIES

|    |               |     |
|----|---------------|-----|
| 10 | Donaldson, J  | TOR |
| 10 | Cabrera, M    | CWS |
| 10 | Encarnacio, E | TOR |
| 9  | Andrus, E     | TEX |
| 9  | Longoria, E   | TB  |
| 9  | Ortiz, D      | BOS |
| 8  | Dozier, B     | MIN |
| 8  | Vogt, S       | OAK |
| 8  | Bautista, J   | TOR |
| 8  | Beltre, A     | TEX |

## STRIKEOUTS

|            |                |            |
|------------|----------------|------------|
| 208        | Davis, C       | BAL        |
| 178        | Martinez, J    | DET        |
| 164        | Calhoun, K     | LAA        |
| <b>164</b> | <b>Cruz, N</b> | <b>SEA</b> |
| 158        | Trout, M       | LAA        |
| 154        | Rasmus, C      | HOU        |
| 152        | Castellano, N  | DET        |
| 151        | Carter, C      | HOU        |
| 148        | Dozier, B      | MIN        |
| 147        | Choo, S        | TEX        |

## GROUNDED INTO DP

|           |                |            |
|-----------|----------------|------------|
| 28        | Plouffe, T     | MIN        |
| 26        | Butler, B      | OAK        |
| <b>26</b> | <b>Cano, R</b> | <b>SEA</b> |
| 24        | Morales, K     | KC         |
| 23        | Perez, S       | KC         |
| 22        | Martin, Jr, R  | TOR        |
| 22        | Mauer, J       | MIN        |
| 21        | Castellano, N  | DET        |
| 21        | Jones, A       | BAL        |
| 21        | Fielder, P     | TEX        |

## INTENTIONAL WALKS

|          |                |            |
|----------|----------------|------------|
| 16       | Ortiz, D       | BOS        |
| 15       | Cabrera, M     | DET        |
| 14       | Trout, M       | LAA        |
| 14       | Fielder, P     | TEX        |
| 12       | Mauer, J       | MIN        |
| 11       | Abreu, J       | CWS        |
| 10       | Pujols, A      | LAA        |
| <b>9</b> | <b>Cruz, N</b> | <b>SEA</b> |
| 8        | (05) PLAYERS   | TIED       |

## HIT BY PITCH

|    |              |     |
|----|--------------|-----|
| 24 | Guy, B       | TB  |
| 15 | Abreu, J     | CWS |
| 15 | Choo, S      | TEX |
| 14 | Odor, R      | TEX |
| 14 | Eaton, A     | CWS |
| 14 | Forsythe, L  | TB  |
| 14 | Gordon, A    | KC  |
| 13 | Moustakas, M | KC  |
| 12 | Freese, D    | LAA |
| 12 | Cain, L      | KC  |

## AT BATS

|            |                  |            |
|------------|------------------|------------|
| 638        | Altuve, J        | HOU        |
| 633        | Machado, M       | BAL        |
| 630        | Calhoun, K       | LAA        |
| 629        | Cabrera, M       | CWS        |
| 628        | Dozier, B        | MIN        |
| 624        | Kinsler, I       | DET        |
| <b>624</b> | <b>Cano, R</b>   | <b>SEA</b> |
| <b>623</b> | <b>Seager, K</b> | <b>SEA</b> |
| 620        | Donaldson, J     | TOR        |
| 613        | (03) PLAYERS     | TIED       |

## HARDEST TO FAN

|                            |               |     |
|----------------------------|---------------|-----|
| <b>(PLATE APP. PER SO)</b> |               |     |
| 11.7                       | Brantley, M   | CLE |
| 10.3                       | Altuve, J     | HOU |
| 9.6                        | Zobrist, B    | KC  |
| 9.5                        | Beltre, A     | TEX |
| 9.2                        | Pujols, A     | LAA |
| 9.1                        | Ramirez, A    | CWS |
| 9.0                        | Reddick, J    | OAK |
| 8.8                        | Escobar, A    | KC  |
| 8.7                        | Aybar, E      | LAA |
| 8.5                        | Giavotella, J | LAA |

## RBI RATIO

|                          |               |            |
|--------------------------|---------------|------------|
| <b>(AT BATS PER RBI)</b> |               |            |
| 4.8                      | Encarnacio, E | TOR        |
| 4.8                      | Bautista, J   | TOR        |
| 4.9                      | Ortiz, D      | BOS        |
| 4.9                      | Davis, C      | BAL        |
| 4.9                      | McCann, B     | NY Yankees |
| 5.0                      | Donaldson, J  | TOR        |
| 5.4                      | Morales, K    | KC         |
| 5.5                      | Moreland, M   | TEX        |
| 5.6                      | Cabrera, M    | DET        |
| 5.7                      | Martin, Jr, R | TOR        |

## HOME RUN RATIO

|                               |                |            |
|-------------------------------|----------------|------------|
| <b>(AT BATS PER HOME RUN)</b> |                |            |
| 12.2                          | Davis, C       | BAL        |
| <b>13.4</b>                   | <b>Cruz, N</b> | <b>SEA</b> |
| 13.5                          | Encarnacio, E  | TOR        |
| 13.6                          | Bautista, J    | TOR        |
| 14.0                          | Trout, M       | LAA        |
| 14.3                          | Ortiz, D       | BOS        |
| 15.1                          | Pujols, A      | LAA        |
| 15.1                          | Donaldson, J   | TOR        |
| 15.7                          | Martinez, J    | DET        |
| 15.8                          | Rodriguez, A   | NY Yankees |

## HARDEST TO DOUBLE UP

|                           |                |            |
|---------------------------|----------------|------------|
| <b>(AT BATS PER GIDP)</b> |                |            |
| 298.5                     | Betts, M       | BOS        |
| 131.3                     | Gregorius, D   | NY Yankees |
| 122.0                     | Eaton, A       | CWS        |
| 113.0                     | Kipnis, J      | CLE        |
| 105.0                     | Calhoun, K     | LAA        |
| 104.0                     | Burns, B       | OAK        |
| <b>98.3</b>               | <b>Cruz, N</b> | <b>SEA</b> |
| 95.5                      | Davis, C       | BAL        |
| 79.3                      | Choo, S        | TEX        |
| 75.1                      | Reddick, J     | OAK        |

## GAMES PLAYED

|            |                  |            |
|------------|------------------|------------|
| 162        | Machado, M       | BAL        |
| <b>161</b> | <b>Seager, K</b> | <b>SEA</b> |
| 160        | Andrus, E        | TEX        |
| 160        | Longoria, E      | TB         |
| 160        | Davis, C         | BAL        |
| 159        | Pillar, K        | TOR        |
| 159        | Calhoun, K       | LAA        |
| 159        | Trout, M         | LAA        |

# American League DH/PH Statistics

## Designated Hitters

| CLUB           | AVG         | AB          | R           | H           | TB          | 2B         | 3B        | HR         | RBI         | SH       | SF        | HP        | BB         | IBB       | SO          | SB        | CS        | GI DP      | SLG         | OBP         |
|----------------|-------------|-------------|-------------|-------------|-------------|------------|-----------|------------|-------------|----------|-----------|-----------|------------|-----------|-------------|-----------|-----------|------------|-------------|-------------|
| TEXAS          | .298        | 601         | 80          | 179         | 273         | 25         | 0         | 23         | 93          | 0        | 4         | 11        | 60         | 11        | 97          | 2         | 0         | 22         | .454        | .370        |
| TORONTO        | .298        | 561         | 104         | 167         | 319         | 43         | 2         | 35         | 118         | 0        | 11        | 7         | 85         | 8         | 104         | 5         | 1         | 8          | .569        | .390        |
| KANSAS CITY    | .287        | 579         | 86          | 166         | 276         | 41         | 3         | 21         | 107         | 0        | 4         | 7         | 54         | 4         | 108         | 0         | 1         | 22         | .477        | .352        |
| TAMPA BAY      | .277        | 602         | 75          | 167         | 273         | 40         | 0         | 22         | 72          | 0        | 1         | 8         | 50         | 0         | 159         | 8         | 4         | 17         | .453        | .340        |
| CLEVELAND      | .260        | 561         | 66          | 146         | 227         | 37         | 1         | 14         | 69          | 1        | 8         | 5         | 59         | 8         | 127         | 5         | 1         | 14         | .405        | .332        |
| BOSTON         | .256        | 585         | 80          | 150         | 301         | 38         | 1         | 37         | 111         | 0        | 10        | 1         | 77         | 15        | 116         | 1         | 2         | 17         | .515        | .339        |
| BALTIMORE      | .253        | 594         | 69          | 150         | 223         | 25         | 3         | 14         | 65          | 0        | 0         | 5         | 43         | 5         | 177         | 4         | 4         | 10         | .375        | .308        |
| DETROIT        | .252        | 588         | 62          | 148         | 219         | 25         | 2         | 14         | 82          | 0        | 10        | 7         | 44         | 8         | 101         | 4         | 2         | 20         | .372        | .307        |
| MINNESOTA      | .251        | 554         | 77          | 139         | 233         | 27         | 2         | 21         | 82          | 0        | 4         | 2         | 73         | 2         | 178         | 2         | 4         | 10         | .421        | .338        |
| OAKLAND        | .247        | 574         | 68          | 142         | 220         | 34         | 1         | 14         | 66          | 1        | 4         | 7         | 62         | 4         | 119         | 0         | 1         | 27         | .383        | .326        |
| HOUSTON        | .247        | 583         | 80          | 144         | 268         | 24         | 8         | 28         | 98          | 0        | 6         | 4         | 37         | 3         | 135         | 4         | 3         | 14         | .460        | .294        |
| <b>SEATTLE</b> | <b>.245</b> | <b>588</b>  | <b>79</b>   | <b>144</b>  | <b>261</b>  | <b>26</b>  | <b>2</b>  | <b>29</b>  | <b>74</b>   | <b>0</b> | <b>2</b>  | <b>3</b>  | <b>59</b>  | <b>5</b>  | <b>170</b>  | <b>3</b>  | <b>1</b>  | <b>13</b>  | <b>.444</b> | <b>.316</b> |
| NEW YORK       | .241        | 576         | 91          | 139         | 269         | 23         | 1         | 35         | 90          | 0        | 7         | 7         | 85         | 4         | 165         | 4         | 1         | 20         | .467        | .342        |
| CHICAGO        | .239        | 590         | 70          | 141         | 226         | 35         | 4         | 14         | 63          | 1        | 4         | 6         | 48         | 2         | 168         | 1         | 1         | 12         | .383        | .301        |
| LOS ANGELES    | .235        | 570         | 67          | 134         | 231         | 26         | 1         | 23         | 77          | 1        | 6         | 9         | 44         | 5         | 103         | 6         | 3         | 13         | .405        | .297        |
| <b>TOTALS</b>  | <b>.259</b> | <b>8706</b> | <b>1154</b> | <b>2256</b> | <b>3819</b> | <b>469</b> | <b>31</b> | <b>344</b> | <b>1267</b> | <b>4</b> | <b>81</b> | <b>89</b> | <b>880</b> | <b>84</b> | <b>2027</b> | <b>49</b> | <b>29</b> | <b>239</b> | <b>.439</b> | <b>.331</b> |

## Pinch Hitters

| CLUB           | AVG         | AB          | R          | H          | TB         | 2B        | 3B       | HR        | RBI        | SH       | SF        | HP        | BB         | IBB       | SO         | SB        | CS       | GI DP     | SLG         | OBP         |
|----------------|-------------|-------------|------------|------------|------------|-----------|----------|-----------|------------|----------|-----------|-----------|------------|-----------|------------|-----------|----------|-----------|-------------|-------------|
| NEW YORK       | .255        | 106         | 9          | 27         | 42         | 3         | 0        | 4         | 17         | 0        | 0         | 1         | 9          | 1         | 29         | 0         | 0        | 0         | .396        | .319        |
| OAKLAND        | .248        | 137         | 13         | 34         | 42         | 4         | 2        | 0         | 14         | 0        | 2         | 1         | 19         | 1         | 43         | 0         | 1        | 0         | .307        | .340        |
| BOSTON         | .242        | 66          | 5          | 16         | 20         | 4         | 0        | 0         | 5          | 0        | 0         | 2         | 4          | 0         | 22         | 3         | 0        | 2         | .303        | .306        |
| <b>SEATTLE</b> | <b>.231</b> | <b>117</b>  | <b>13</b>  | <b>27</b>  | <b>48</b>  | <b>6</b>  | <b>0</b> | <b>5</b>  | <b>20</b>  | <b>0</b> | <b>1</b>  | <b>3</b>  | <b>10</b>  | <b>0</b>  | <b>35</b>  | <b>1</b>  | <b>0</b> | <b>3</b>  | <b>.410</b> | <b>.305</b> |
| CLEVELAND      | .230        | 122         | 13         | 28         | 52         | 7         | 1        | 5         | 24         | 1        | 1         | 2         | 10         | 3         | 28         | 1         | 0        | 1         | .426        | .296        |
| TORONTO        | .228        | 79          | 8          | 18         | 32         | 5         | 0        | 3         | 13         | 0        | 1         | 1         | 15         | 1         | 19         | 1         | 0        | 3         | .405        | .354        |
| HOUSTON        | .223        | 103         | 18         | 23         | 44         | 3         | 0        | 6         | 14         | 0        | 0         | 1         | 15         | 1         | 33         | 1         | 1        | 1         | .427        | .328        |
| TEXAS          | .220        | 82          | 6          | 18         | 24         | 3         | 0        | 1         | 6          | 0        | 0         | 3         | 8          | 1         | 32         | 1         | 0        | 1         | .293        | .312        |
| LOS ANGELES    | .218        | 101         | 8          | 22         | 31         | 3         | 0        | 2         | 14         | 2        | 1         | 0         | 8          | 0         | 23         | 0         | 0        | 2         | .307        | .273        |
| BALTIMORE      | .210        | 81          | 10         | 17         | 21         | 1         | 0        | 1         | 6          | 0        | 0         | 1         | 6          | 0         | 28         | 0         | 0        | 3         | .259        | .273        |
| TAMPA BAY      | .205        | 195         | 15         | 40         | 63         | 7         | 2        | 4         | 35         | 0        | 3         | 6         | 13         | 2         | 64         | 2         | 1        | 7         | .323        | .272        |
| CHICAGO        | .196        | 102         | 14         | 20         | 31         | 3         | 1        | 2         | 12         | 0        | 2         | 3         | 9          | 0         | 32         | 1         | 0        | 3         | .304        | .276        |
| KANSAS CITY    | .194        | 36          | 2          | 7          | 9          | 0         | 1        | 0         | 1          | 0        | 0         | 1         | 3          | 0         | 9          | 0         | 1        | 2         | .250        | .275        |
| DETROIT        | .151        | 73          | 3          | 11         | 18         | 4         | 0        | 1         | 9          | 1        | 1         | 1         | 6          | 2         | 29         | 0         | 0        | 3         | .247        | .222        |
| MINNESOTA      | .127        | 71          | 5          | 9          | 13         | 1         | 0        | 1         | 6          | 0        | 0         | 0         | 4          | 1         | 16         | 1         | 0        | 3         | .183        | .173        |
| <b>TOTALS</b>  | <b>.215</b> | <b>1471</b> | <b>142</b> | <b>317</b> | <b>490</b> | <b>54</b> | <b>7</b> | <b>35</b> | <b>196</b> | <b>4</b> | <b>12</b> | <b>26</b> | <b>139</b> | <b>13</b> | <b>442</b> | <b>12</b> | <b>4</b> | <b>34</b> | <b>.333</b> | <b>.292</b> |



# AL Pitching Leaders

## EARNED RUN AVERAGE

|      |             |     |
|------|-------------|-----|
| 2.45 | Price, D    | TOR |
| 2.48 | Keuchel, D  | HOU |
| 2.73 | Gray, S     | OAK |
| 3.10 | Kazmir, S   | HOU |
| 3.13 | Estrada, M  | TOR |
| 3.23 | Archer, C   | TB  |
| 3.34 | Chen, W     | BAL |
| 3.35 | Odorizzi, J | TB  |
| 3.36 | Quintana, J | CWS |
| 3.41 | Sale, C     | CWS |

## SAVES

|    |              |     |
|----|--------------|-----|
| 41 | Boxberger, B | TB  |
| 40 | Street, H    | LAA |
| 36 | Britton, Z   | BAL |
| 36 | Miller, A    | NYN |
| 35 | Tolleson, S  | TEX |
| 34 | Allen, C     | CLE |
| 34 | Robertson, D | CWS |
| 32 | Holland, G   | KC  |
| 32 | Perkins, G   | MIN |
| 31 | Gregerson, L | HOU |

## GAMES

|    |              |      |
|----|--------------|------|
| 75 | Jepsen, K    | MIN  |
| 74 | Shaw, B      | CLE  |
| 74 | Betances, D  | NYN  |
| 74 | Wilson, J    | NYN  |
| 73 | Tolleson, S  | TEX  |
| 72 | Salas, N     | LAA  |
| 72 | Herrera, K   | KC   |
| 71 | Duke, Z      | CWS  |
| 70 | (05) PLAYERS | TIED |

## WINNING PERCENTAGE

|             |                     |            |                |
|-------------|---------------------|------------|----------------|
| .824        | Eovaldi, N          | NYN        | (14-03)        |
| .783        | Price, D            | TOR        | (18-05)        |
| .731        | McHugh, C           | HOU        | (19-07)        |
| .722        | Hutchison, D        | TOR        | (13-05)        |
| .714        | Keuchel, D          | HOU        | (20-08)        |
| .667        | Gray, S             | OAK        | (14-07)        |
| <b>.667</b> | <b>Hernandez, F</b> | <b>SEA</b> | <b>(18-09)</b> |
| .654        | Lewis, C            | TEX        | (17-09)        |
| .652        | Buehrle, M          | TOR        | (15-08)        |
| .647        | (02) PLAYERS        | TIED       |                |

## HOME EARNED RUN AVERAGE

|      |              |     |
|------|--------------|-----|
| 1.46 | Keuchel, D   | HOU |
| 2.61 | Kazmir, S    | HOU |
| 2.61 | Pelfrey, M   | MIN |
| 2.65 | Santiago, H  | LAA |
| 2.67 | Ramirez, E   | TB  |
| 2.82 | Gray, S      | OAK |
| 2.83 | Kluber, C    | CLE |
| 2.85 | Price, D     | TOR |
| 2.91 | Hutchison, D | TOR |
| 2.92 | Richards, G  | LAA |

## DAY EARNED RUN AVERAGE

|             |                     |            |
|-------------|---------------------|------------|
| 2.04        | Price, D            | TOR        |
| 2.34        | Keuchel, D          | HOU        |
| 2.74        | Estrada, M          | TOR        |
| 2.92        | Volquez, E          | KC         |
| 2.94        | Santiago, H         | LAA        |
| 3.23        | Archer, C           | TB         |
| 3.24        | Kluber, C           | CLE        |
| 3.29        | Chen, W             | BAL        |
| <b>3.40</b> | <b>Hernandez, F</b> | <b>SEA</b> |
| 3.41        | Chavez, J           | OAK        |

## WINS

|           |                     |            |
|-----------|---------------------|------------|
| 20        | Keuchel, D          | HOU        |
| 19        | McHugh, C           | HOU        |
| 18        | Price, D            | TOR        |
| <b>18</b> | <b>Hernandez, F</b> | <b>SEA</b> |
| 17        | Lewis, C            | TEX        |
| 15        | Richards, G         | LAA        |
| 15        | Buehrle, M          | TOR        |
| 14        | (04) PLAYERS        | TIED       |

## GAMES STARTED

|    |              |      |
|----|--------------|------|
| 34 | Archer, C    | TB   |
| 33 | Keuchel, D   | HOU  |
| 33 | Gallardo, Y  | TEX  |
| 33 | Volquez, E   | KC   |
| 33 | Lewis, C     | TEX  |
| 33 | Dickey, R    | TOR  |
| 32 | (11) PLAYERS | TIED |

## INNINGS PITCHED

|       |               |     |
|-------|---------------|-----|
| 232.0 | Keuchel, D    | HOU |
| 222.0 | Kluber, C     | CLE |
| 220.1 | Price, D      | TOR |
| 214.1 | Dickey, R     | TOR |
| 214.0 | Samardzija, J | CWS |
| 212.0 | Archer, C     | TB  |
| 208.2 | Sale, C       | CWS |
| 208.0 | Gray, S       | OAK |
| 207.1 | Richards, G   | LAA |
| 206.1 | Quintana, J   | CWS |

## SHUTOUTS

|          |                      |            |
|----------|----------------------|------------|
| <b>2</b> | <b>Montgomery, M</b> | <b>SEA</b> |
| 2        | Gray, S              | OAK        |
| 2        | Keuchel, D           | HOU        |
| 2        | Samardzija, J        | CWS        |
| <b>2</b> | <b>Hernandez, F</b>  | <b>SEA</b> |
| 1        | (20) PLAYERS         | TIED       |

## ROAD EARNED RUN AVERAGE

|      |             |     |
|------|-------------|-----|
| 2.05 | Price, D    | TOR |
| 2.49 | Carrasco, C | CLE |
| 2.63 | Gray, S     | OAK |
| 3.16 | Quintana, J | CWS |
| 3.29 | Estrada, M  | TOR |
| 3.31 | Gallardo, Y | TEX |
| 3.32 | Bauer, T    | CLE |
| 3.35 | Archer, C   | TB  |
| 3.61 | Volquez, E  | KC  |
| 3.65 | Kazmir, S   | HOU |

## NIGHT EARNED RUN AVERAGE

|      |             |     |
|------|-------------|-----|
| 2.50 | Quintana, J | CWS |
| 2.56 | Keuchel, D  | HOU |
| 2.70 | Price, D    | TOR |
| 3.12 | Gray, S     | OAK |
| 3.23 | Archer, C   | TB  |
| 3.30 | Odorizzi, J | TB  |
| 3.32 | Kazmir, S   | HOU |
| 3.36 | Estrada, M  | TOR |
| 3.38 | Chen, W     | BAL |
| 3.39 | Carrasco, C | CLE |

## WINNING STREAKS

|       |              |       |
|-------|--------------|-------|
| 9     | Eovaldi, N   | NYN   |
| 06/20 | -            | 08/30 |
| 8     | Kelly, J     | BOS   |
| 08/01 | -            | 09/09 |
| 7     | (04) STREAKS | TIED  |

## COMPLETE GAMES

|   |              |      |
|---|--------------|------|
| 4 | Kluber, C    | CLE  |
| 4 | Buehrle, M   | TOR  |
| 3 | Gray, S      | OAK  |
| 3 | Keuchel, D   | HOU  |
| 3 | Price, D     | TOR  |
| 3 | Carrasco, C  | CLE  |
| 2 | (08) PLAYERS | TIED |

## STRIKEOUTS

|            |                     |            |
|------------|---------------------|------------|
| 274        | Sale, C             | CWS        |
| 252        | Archer, C           | TB         |
| 245        | Kluber, C           | CLE        |
| 225        | Price, D            | TOR        |
| 216        | Keuchel, D          | HOU        |
| 216        | Carrasco, C         | CLE        |
| 195        | Salazar, D          | CLE        |
| <b>191</b> | <b>Hernandez, F</b> | <b>SEA</b> |
| 177        | Quintana, J         | CWS        |
| 176        | Richards, G         | LAA        |

## OPPONENTS BATTING AVERAGE AGAINST

|      |             |     |
|------|-------------|-----|
| .203 | Estrada, M  | TOR |
| .217 | Keuchel, D  | HOU |
| .217 | Gray, S     | OAK |
| .220 | Archer, C   | TB  |
| .226 | Salazar, D  | CLE |
| .227 | Santiago, H | LAA |
| .228 | Carrasco, C | CLE |
| .230 | Price, D    | TOR |
| .231 | Kluber, C   | CLE |
| .231 | Odorizzi, J | TB  |

## ALL-TIME SAFECO FIELD HOME RUN LEADERS

|                           |           |
|---------------------------|-----------|
| Raul Ibanez               | 83        |
| Bret Boone                | 62        |
| Richie Sexson             | 55        |
| Edgar Martinez            | 54        |
| Adrian Beltre             | 54        |
| Ichiro Suzuki             | 53        |
| John Olerud               | 42        |
| Alex Rodriguez            | 40        |
| Jose Lopez                | 38        |
| <b>Kyle Seager</b>        | <b>36</b> |
| Mike Cameron              | 30        |
| Ken Griffey Jr.           | 29        |
| <b>Franklin Gutierrez</b> | <b>27</b> |
| Justin Smoak              | 27        |
| <b>Nelson Cruz</b>        | <b>26</b> |

# AL Pitching Leaders



| HITS ALLOWED |               |      | LOSSES |               |      | HOME RUNS ALLOWED |               |      | FEWEST WALKS PER 9 INNINGS |               |     |
|--------------|---------------|------|--------|---------------|------|-------------------|---------------|------|----------------------------|---------------|-----|
| 228          | Samardzija, J | CWS  | 16     | Kluber, C     | CLE  | 29                | Santiago, H   | LAA  | 1.5                        | Buehrle, M    | TOR |
| 218          | Quintana, J   | CWS  | 15     | Porcello, R   | BOS  | 29                | Samardzija, J | CWS  | 1.8                        | Sale, C       | CWS |
| 214          | Buehrle, M    | TOR  | 15     | Danks, J      | CWS  | 29                | Hughes, P     | MIN  | 1.8                        | Kluber, C     | CLE |
| 211          | Lewis, C      | TEX  | 15     | Chavez, J     | OAK  | 29                | Guthrie, J    | KC   | 1.8                        | Lewis, C      | TEX |
| 207          | McHugh, C     | HOU  | 13     | Samardzija, J | CWS  | 29                | Sanchez, A    | DET  | 1.9                        | Quintana, J   | CWS |
| 201          | Miley, W      | BOS  | 13     | Archer, C     | TB   | 28                | Chen, W       | BAL  | 1.9                        | Price, D      | TOR |
| 201          | Simon, A      | DET  | 12     | (06) PLAYERS  | TIED | 28                | Sabathia, C   | NYN  | 1.9                        | Chen, W       | BAL |
| 198          | Pelfrey, M    | MIN  |        |               |      | 26                | Lewis, C      | TEX  | 2.0                        | Keuchel, D    | HOU |
| 196          | Porcello, R   | BOS  |        |               |      | 25                | (04) PLAYERS  | TIED | 2.0                        | Porcello, R   | BOS |
| 195          | (02) PLAYERS  | TIED |        |               |      |                   |               |      | 2.1                        | Samardzija, J | CWS |

| WILD PITCHES |              |      | HIT BATSMEN |               |     | EARNED RUNS |               |     | STRIKEOUTS PER 9 INNINGS |                     |            |
|--------------|--------------|------|-------------|---------------|-----|-------------|---------------|-----|--------------------------|---------------------|------------|
| 17           | Richards, G  | LAA  | 13          | Martinez, N   | TEX | 118         | Samardzija, J | CWS | 11.8                     | Sale, C             | CWS        |
| 15           | Karns, N     | TB   | 13          | Sale, C       | CWS | 106         | Lewis, C      | TEX | 10.7                     | Archer, C           | TB         |
| 14           | Simon, A     | DET  | 12          | Samardzija, J | CWS | 105         | Simon, A      | DET | 10.6                     | Carrasco, C         | CLE        |
| 13           | Gray, S      | OAK  | 12          | Pelfrey, M    | MIN | 98          | Guthrie, J    | KC  | 9.9                      | Kluber, C           | CLE        |
| 13           | Archer, C    | TB   | 12          | Weaver, J     | LAA | 96          | Tillman, C    | BAL | 9.5                      | Salazar, D          | CLE        |
| 12           | Porcello, R  | BOS  | 11          | Hutchison, D  | TOR | 96          | Miley, W      | BOS | 9.2                      | Price, D            | TOR        |
| 11           | Duffy, D     | KC   | 11          | Kluber, C     | CLE | 94          | Porcello, R   | BOS | 8.7                      | Bauer, T            | CLE        |
| 11           | Wilson, C    | LAA  | 11          | Jimenez, U    | BAL | 93          | Hutchison, D  | TOR | 8.6                      | Ventura, Y          | KC         |
| 10           | (05) PLAYERS | TIED | 11          | Lewis, C      | TEX | 93          | Danks, J      | CWS | <b>8.5</b>               | <b>Hernandez, F</b> | <b>SEA</b> |
|              |              |      | 11          | Dickey, R     | TOR | 93          | Dickey, R     | TOR | 8.4                      | Keuchel, D          | HOU        |

| BALKS |                |      | WALKS |             |     | RUNS ALLOWED |               |      | GAMES FINISHED |              |     |
|-------|----------------|------|-------|-------------|-----|--------------|---------------|------|----------------|--------------|-----|
| 4     | Albuquerque, A | DET  | 79    | Bauer, T    | CLE | 122          | Samardzija, J | CWS  | 58             | Allen, C     | CLE |
| 3     | Santiago, H    | LAA  | 76    | Richards, G | LAA | 114          | Lewis, C      | TEX  | 58             | Britton, Z   | BAL |
| 3     | Mujica, E      | OAK  | 72    | Volquez, E  | KC  | 112          | Simon, A      | DET  | 53             | Gregerson, L | HOU |
| 3     | Sanchez, A     | DET  | 71    | Rodon, C    | CWS | 104          | Danks, J      | CWS  | 53             | Boxberger, B | TB  |
| 2     | (07) PLAYERS   | TIED | 71    | Santiago, H | LAA | 103          | Hutchison, D  | TOR  | 53             | Robertson, D | CWS |
|       |                |      | 68    | Gallardo, Y | TEX | 103          | Porcello, R   | BOS  | 53             | Tolleson, S  | TEX |
|       |                |      | 68    | Jimenez, U  | BAL | 101          | Guthrie, J    | KC   | 53             | Miller, A    | NYN |
|       |                |      | 68    | Simon, A    | DET | 100          | Buehrle, M    | TOR  | 51             | Street, H    | LAA |
|       |                |      | 66    | Archer, C   | TB  | 98           | Miley, W      | BOS  | 45             | Perkins, G   | MIN |
|       |                |      | 65    | Gibson, K   | MIN | 97           | (02) PLAYERS  | TIED | 40             | Holland, G   | KC  |

## American League Starting/Relief Pitching Statistics

### Starting Pitching

| CLUB           | W          | L          | PCT         | ERA         | G           | GS          | CG        | SHO      | IP             | H            | TBF          | R           | ER          | HR          | SH         | SF         | HB          | BB         | IBB        | SO          | WP        | BK       | OPP         | AVG |
|----------------|------------|------------|-------------|-------------|-------------|-------------|-----------|----------|----------------|--------------|--------------|-------------|-------------|-------------|------------|------------|-------------|------------|------------|-------------|-----------|----------|-------------|-----|
| TAMPA BAY      | 52         | 45         | .536        | 3.63        | 162         | 162         | 1         | 1        | 914.2          | 830          | 3803         | 392         | 369         | 103         | 13         | 21         | 25          | 281        | 5          | 851         | 47        | 2        | .240        |     |
| HOUSTON        | 59         | 46         | .562        | 3.71        | 162         | 162         | 5         | 3        | 983.2          | 937          | 4097         | 438         | 406         | 103         | 10         | 28         | 27          | 288        | 6          | 817         | 42        | 1        | .250        |     |
| OAKLAND        | 47         | 63         | .427        | 3.91        | 162         | 162         | 5         | 3        | 935.2          | 906          | 3946         | 448         | 406         | 98          | 21         | 33         | 32          | 297        | 3          | 721         | 40        | 3        | .254        |     |
| CLEVELAND      | 65         | 64         | .504        | 3.94        | 161         | 161         | 11        | 1        | 979.1          | 858          | 4001         | 448         | 429         | 123         | 19         | 19         | 34          | 275        | 11         | 969         | 24        | 5        | .235        |     |
| TORONTO        | 72         | 42         | .632        | 3.96        | 162         | 162         | 7         | 2        | 965.1          | 941          | 4032         | 466         | 425         | 116         | 17         | 38         | 39          | 267        | 9          | 658         | 32        | 3        | .256        |     |
| LOS ANGELES    | 55         | 58         | .487        | 3.98        | 162         | 162         | 2         | 2        | 957.2          | 897          | 4037         | 451         | 424         | 121         | 24         | 28         | 46          | 303        | 15         | 769         | 40        | 4        | .247        |     |
| CHICAGO        | 52         | 63         | .452        | 4.12        | 162         | 162         | 7         | 4        | 1011.0         | 1018         | 4290         | 498         | 463         | 118         | 25         | 28         | 46          | 298        | 7          | 936         | 38        | 2        | .261        |     |
| MINNESOTA      | 58         | 52         | .527        | 4.14        | 162         | 162         | 2         | 0        | 928.0          | 1005         | 3954         | 455         | 427         | 101         | 25         | 26         | 29          | 249        | 12         | 654         | 25        | 1        | .277        |     |
| <b>SEATTLE</b> | <b>55</b>  | <b>50</b>  | <b>.524</b> | <b>4.17</b> | <b>162</b>  | <b>162</b>  | <b>6</b>  | <b>5</b> | <b>940.0</b>   | <b>918</b>   | <b>3963</b>  | <b>461</b>  | <b>436</b>  | <b>126</b>  | <b>15</b>  | <b>24</b>  | <b>39</b>   | <b>279</b> | <b>10</b>  | <b>803</b>  | <b>39</b> | <b>2</b> | <b>.255</b> |     |
| NEW YORK       | 62         | 56         | .525        | 4.25        | 162         | 162         | 3         | 0        | 927.0          | 956          | 3922         | 460         | 438         | 120         | 17         | 27         | 29          | 248        | 3          | 774         | 36        | 2        | .266        |     |
| TEXAS          | 62         | 54         | .534        | 4.32        | 162         | 162         | 5         | 3        | 940.2          | 984          | 4056         | 491         | 452         | 108         | 12         | 31         | 44          | 307        | 9          | 638         | 29        | 4        | .269        |     |
| KANSAS CITY    | 65         | 53         | .551        | 4.34        | 162         | 162         | 2         | 1        | 912.2          | 953          | 3919         | 465         | 440         | 107         | 17         | 27         | 39          | 298        | 3          | 658         | 32        | 0        | .269        |     |
| BOSTON         | 59         | 60         | .496        | 4.39        | 162         | 162         | 3         | 1        | 947.1          | 975          | 4055         | 495         | 462         | 102         | 13         | 22         | 42          | 288        | 1          | 785         | 49        | 5        | .264        |     |
| BALTIMORE      | 51         | 62         | .451        | 4.53        | 162         | 162         | 0         | 0        | 915.2          | 943          | 3912         | 483         | 461         | 128         | 15         | 29         | 40          | 291        | 8          | 715         | 26        | 0        | .267        |     |
| DETROIT        | 47         | 66         | .416        | 4.78        | 161         | 161         | 7         | 4        | 942.0          | 967          | 3997         | 541         | 500         | 136         | 25         | 30         | 24          | 287        | 11         | 705         | 33        | 4        | .266        |     |
| <b>TOTALS</b>  | <b>861</b> | <b>834</b> | <b>.508</b> | <b>4.14</b> | <b>1214</b> | <b>1214</b> | <b>66</b> | <b>5</b> | <b>14200.2</b> | <b>14088</b> | <b>59984</b> | <b>6538</b> | <b>6538</b> | <b>1710</b> | <b>411</b> | <b>535</b> | <b>4256</b> | <b>113</b> | <b>532</b> | <b>1453</b> | <b>38</b> | <b>2</b> | <b>.258</b> |     |

### Relief Pitching

| CLUB           | W          | L          | PCT         | ERA         | G           | RG         | SV            | IP           | H            | TBF         | R           | ER         | HR         | SH         | SF         | HB          | BB         | IBB         | SO         | WP        | BK       | OPP         | AVG |
|----------------|------------|------------|-------------|-------------|-------------|------------|---------------|--------------|--------------|-------------|-------------|------------|------------|------------|------------|-------------|------------|-------------|------------|-----------|----------|-------------|-----|
| KANSAS CITY    | 30         | 14         | .682        | 2.72        | 162         | 160        | 56            | 539.1        | 419          | 2193        | 176         | 163        | 48         | 11         | 17         | 13          | 191        | 7           | 502        | 30        | 2        | .214        |     |
| CLEVELAND      | 16         | 16         | .500        | 3.12        | 161         | 150        | 38            | 453.1        | 416          | 1903        | 192         | 157        | 38         | 7          | 13         | 14          | 150        | 16          | 438        | 24        | 0        | .242        |     |
| BALTIMORE      | 30         | 19         | .612        | 3.21        | 162         | 162        | 43            | 519.0        | 463          | 2173        | 210         | 185        | 46         | 9          | 15         | 14          | 192        | 19          | 518        | 20        | 0        | .238        |     |
| HOUSTON        | 27         | 30         | .474        | 3.27        | 162         | 157        | 39            | 457.1        | 371          | 1868        | 180         | 166        | 45         | 17         | 10         | 16          | 135        | 11          | 463        | 19        | 1        | .220        |     |
| TORONTO        | 21         | 27         | .438        | 3.50        | 162         | 155        | 34            | 475.2        | 412          | 1952        | 204         | 185        | 57         | 8          | 11         | 20          | 130        | 11          | 459        | 30        | 1        | .231        |     |
| CHICAGO        | 24         | 23         | .511        | 3.67        | 162         | 155        | 37            | 441.2        | 425          | 1891        | 203         | 180        | 44         | 17         | 15         | 16          | 176        | 27          | 423        | 23        | 0        | .255        |     |
| NEW YORK       | 25         | 19         | .568        | 3.70        | 162         | 159        | 48            | 530.2        | 461          | 2269        | 238         | 218        | 62         | 14         | 12         | 27          | 226        | 13          | 596        | 42        | 2        | .232        |     |
| LOS ANGELES    | 30         | 19         | .612        | 3.86        | 162         | 160        | 46            | 483.0        | 458          | 2059        | 224         | 207        | 45         | 18         | 22         | 25          | 163        | 30          | 452        | 21        | 0        | .250        |     |
| TAMPA BAY      | 28         | 37         | .431        | 3.93        | 162         | 161        | 60            | 538.2        | 484          | 2266        | 250         | 235        | 72         | 14         | 19         | 21          | 196        | 18          | 504        | 34        | 3        | .240        |     |
| MINNESOTA      | 25         | 27         | .481        | 3.95        | 162         | 160        | 45            | 515.0        | 501          | 2185        | 245         | 226        | 62         | 17         | 17         | 12          | 164        | 22          | 392        | 29        | 1        | .254        |     |
| TEXAS          | 26         | 20         | .565        | 4.12        | 162         | 157        | 45            | 502.0        | 475          | 2159        | 242         | 230        | 63         | 10         | 20         | 19          | 201        | 20          | 457        | 22        | 1        | .249        |     |
| <b>SEATTLE</b> | <b>21</b>  | <b>36</b>  | <b>.368</b> | <b>4.15</b> | <b>162</b>  | <b>156</b> | <b>45</b>     | <b>523.0</b> | <b>512</b>   | <b>2260</b> | <b>265</b>  | <b>241</b> | <b>55</b>  | <b>17</b>  | <b>13</b>  | <b>31</b>   | <b>212</b> | <b>31</b>   | <b>480</b> | <b>33</b> | <b>3</b> | <b>.258</b> |     |
| BOSTON         | 19         | 24         | .442        | 4.24        | 162         | 159        | 40            | 501.0        | 511          | 2170        | 258         | 236        | 76         | 10         | 15         | 20          | 190        | 16          | 433        | 30        | 5        | .264        |     |
| DETROIT        | 27         | 21         | .563        | 4.38        | 161         | 154        | 35            | 505.0        | 524          | 2191        | 262         | 246        | 57         | 19         | 14         | 22          | 202        | 21          | 395        | 27        | 4        | .271        |     |
| OAKLAND        | 21         | 31         | .404        | 4.63        | 162         | 157        | 28            | 509.0        | 496          | 2182        | 281         | 262        | 74         | 13         | 20         | 15          | 177        | 16          | 458        | 22        | 1        | .253        |     |
| <b>TOTALS</b>  | <b>370</b> | <b>363</b> | <b>.505</b> | <b>3.77</b> | <b>2362</b> | <b>639</b> | <b>7493.2</b> | <b>6928</b>  | <b>31721</b> | <b>3430</b> | <b>3137</b> | <b>844</b> | <b>201</b> | <b>233</b> | <b>285</b> | <b>2705</b> | <b>278</b> | <b>6970</b> | <b>406</b> | <b>24</b> | <b>2</b> | <b>.245</b> |     |



# NL Team Statistics

## CLUB BATTING

| CLUB          | AVG         | G           | AB           | R            | OR           | H            | TB          | 2B          | 3B         | HR          | GS           | RBI        | SH           | SF         | HP         | BB          | IBB | SO          | SB  | CS         | GI  |             |             | SLG  | OBP  |
|---------------|-------------|-------------|--------------|--------------|--------------|--------------|-------------|-------------|------------|-------------|--------------|------------|--------------|------------|------------|-------------|-----|-------------|-----|------------|-----|-------------|-------------|------|------|
|               |             |             |              |              |              |              |             |             |            |             |              |            |              |            |            |             |     |             |     |            | DP  | LOB         | SHO         |      |      |
| SAN FRANCISCO | .267        | 162         | 5565         | 696          | 627          | 1486         | 2260        | 288         | 39         | 136         | 9            | 663        | 45           | 37         | 49         | 457         | 30  | 1159        | 93  | 36         | 142 | 1130        | 15          | .406 | .326 |
| COLORADO      | .265        | 162         | 5572         | 737          | 844          | 1479         | 2409        | 274         | 49         | 186         | 3            | 702        | 44           | 34         | 33         | 388         | 47  | 1283        | 97  | 43         | 114 | 1016        | 8           | .432 | .315 |
| ARIZONA       | .264        | 162         | 5649         | 720          | 713          | 1494         | 2341        | 289         | 48         | 154         | 2            | 680        | 46           | 57         | 33         | 490         | 40  | 1312        | 132 | 44         | 134 | 1153        | 7           | .414 | .324 |
| MIAMI         | .260        | 162         | 5463         | 613          | 678          | 1420         | 2096        | 236         | 40         | 120         | 1            | 575        | 71           | 40         | 39         | 375         | 30  | 1150        | 112 | 45         | 133 | 1059        | 12          | .384 | .310 |
| PITTSBURGH    | .260        | 162         | 5631         | 697          | 596          | 1462         | 2228        | 292         | 27         | 140         | 3            | 661        | 63           | 41         | 89         | 461         | 46  | 1322        | 98  | 45         | 115 | 1166        | 11          | .396 | .323 |
| ST. LOUIS     | .253        | 162         | 5484         | 647          | 525          | 1386         | 2163        | 288         | 39         | 137         | 4            | 619        | 39           | 42         | 66         | 506         | 47  | 1267        | 69  | 38         | 128 | 1152        | 15          | .394 | .321 |
| MILWAUKEE     | .251        | 162         | 5480         | 655          | 737          | 1378         | 2155        | 274         | 34         | 145         | 5            | 624        | 55           | 34         | 41         | 412         | 35  | 1299        | 84  | 29         | 130 | 1026        | 16          | .393 | .307 |
| ATLANTA       | .251        | 162         | 5420         | 573          | 760          | 1361         | 1948        | 251         | 18         | 100         | 1            | 548        | 67           | 31         | 44         | 471         | 39  | 1107        | 69  | 33         | 148 | 1145        | 17          | .359 | .314 |
| WASHINGTON    | .251        | 162         | 5428         | 703          | 635          | 1363         | 2185        | 265         | 13         | 177         | 4            | 665        | 55           | 51         | 44         | 539         | 38  | 1344        | 57  | 23         | 129 | 1114        | 12          | .403 | .321 |
| LOS ANGELES   | .250        | 162         | 5385         | 667          | 595          | 1346         | 2222        | 263         | 26         | 187         | 4            | 638        | 49           | 30         | 60         | 563         | 31  | 1258        | 59  | 34         | 135 | 1121        | 12          | .413 | .326 |
| PHILADELPHIA  | .249        | 162         | 5529         | 626          | 809          | 1374         | 2110        | 272         | 37         | 130         | 3            | 586        | 53           | 29         | 54         | 387         | 20  | 1274        | 88  | 32         | 119 | 1066        | 13          | .382 | .303 |
| CINCINNATI    | .248        | 162         | 5571         | 640          | 754          | 1382         | 2194        | 257         | 27         | 167         | 3            | 613        | 47           | 40         | 42         | 496         | 38  | 1255        | 134 | 38         | 112 | 1148        | 13          | .394 | .312 |
| NEW YORK      | .244        | 162         | 5527         | 683          | 613          | 1351         | 2211        | 295         | 17         | 177         | 3            | 654        | 29           | 32         | 68         | 488         | 42  | 1290        | 51  | 25         | 130 | 1098        | 15          | .400 | .312 |
| CHICAGO       | .244        | 162         | 5491         | 689          | 608          | 1341         | 2186        | 272         | 30         | 171         | 5            | 657        | 32           | 35         | 74         | 567         | 47  | 1518        | 95  | 37         | 101 | 1165        | 10          | .398 | .321 |
| SAN DIEGO     | .243        | 162         | 5457         | 650          | 731          | 1324         | 2100        | 260         | 36         | 148         | 5            | 623        | 52           | 42         | 40         | 426         | 22  | 1327        | 82  | 29         | 108 | 1028        | 19          | .385 | .300 |
| <b>TOTALS</b> | <b>.253</b> |             | <b>82652</b> | <b>10225</b> |              | <b>32808</b> |             | <b>480</b>  |            | <b>55</b>   |              | <b>747</b> |              | <b>776</b> | <b>552</b> | <b>1320</b> |     | <b>1878</b> |     | <b>195</b> |     | <b>.397</b> | <b>.316</b> |      |      |
|               |             | <b>1215</b> | <b>9996</b>  |              | <b>20947</b> | <b>4076</b>  | <b>2275</b> | <b>9508</b> | <b>575</b> | <b>7026</b> | <b>19165</b> | <b>531</b> | <b>16587</b> |            |            |             |     |             |     |            |     |             |             |      |      |

## CLUB PITCHING

| CLUB          | W           | L           | ERA         | G           | CG        | SHO        | REL         | SV         | IP             | H            | R            | ER          | HR          | HB         | BB          | IBB        | SO           | WP         | BK        | OPP         | AVG |
|---------------|-------------|-------------|-------------|-------------|-----------|------------|-------------|------------|----------------|--------------|--------------|-------------|-------------|------------|-------------|------------|--------------|------------|-----------|-------------|-----|
|               |             |             |             |             |           |            |             |            |                |              |              |             |             |            |             |            |              |            |           |             |     |
| PITTSBURGH    | 98          | 64          | 3.21        | 162         | 0         | 13         | 500         | 54         | 1489.2         | 1392         | 596          | 532         | 110         | 75         | 453         | 38         | 1338         | 67         | 4         | .248        |     |
| CHICAGO       | 97          | 65          | 3.36        | 162         | 6         | 21         | 552         | 48         | 1461.1         | 1276         | 608          | 546         | 134         | 46         | 407         | 38         | 1431         | 66         | 3         | .233        |     |
| NEW YORK      | 90          | 72          | 3.43        | 162         | 1         | 14         | 485         | 50         | 1462.2         | 1341         | 613          | 557         | 152         | 44         | 383         | 43         | 1337         | 46         | 2         | .243        |     |
| LOS ANGELES   | 92          | 70          | 3.44        | 162         | 6         | 21         | 515         | 47         | 1445.2         | 1317         | 595          | 553         | 145         | 38         | 395         | 32         | 1396         | 52         | 10        | .242        |     |
| WASHINGTON    | 83          | 79          | 3.62        | 162         | 4         | 13         | 468         | 41         | 1434.2         | 1366         | 635          | 577         | 145         | 55         | 364         | 37         | 1342         | 39         | 4         | .250        |     |
| SAN FRANCISCO | 84          | 78          | 3.72        | 162         | 7         | 18         | 557         | 41         | 1444.1         | 1344         | 627          | 597         | 155         | 50         | 431         | 28         | 1165         | 40         | 4         | .246        |     |
| MIAMI         | 71          | 91          | 4.02        | 162         | 0         | 12         | 486         | 35         | 1427.0         | 1374         | 678          | 638         | 141         | 52         | 508         | 25         | 1152         | 53         | 3         | .255        |     |
| ARIZONA       | 79          | 83          | 4.04        | 162         | 1         | 12         | 550         | 44         | 1466.2         | 1450         | 713          | 659         | 182         | 48         | 500         | 45         | 1215         | 51         | 3         | .258        |     |
| SAN DIEGO     | 74          | 88          | 4.09        | 162         | 1         | 6          | 516         | 41         | 1440.1         | 1371         | 731          | 655         | 171         | 54         | 516         | 35         | 1393         | 54         | 3         | .252        |     |
| MILWAUKEE     | 68          | 94          | 4.28        | 162         | 1         | 7          | 496         | 40         | 1435.0         | 1432         | 737          | 682         | 176         | 55         | 517         | 36         | 1260         | 71         | 5         | .261        |     |
| CINCINNATI    | 64          | 98          | 4.33        | 162         | 2         | 8          | 521         | 35         | 1453.1         | 1436         | 754          | 700         | 177         | 58         | 544         | 42         | 1252         | 54         | 11        | .258        |     |
| ATLANTA       | 67          | 95          | 4.41        | 162         | 3         | 10         | 532         | 44         | 1425.1         | 1462         | 760          | 698         | 170         | 53         | 550         | 45         | 1148         | 53         | 9         | .268        |     |
| PHILADELPHIA  | 63          | 99          | 4.69        | 162         | 1         | 7          | 503         | 35         | 1436.1         | 1592         | 809          | 749         | 191         | 61         | 488         | 37         | 1153         | 60         | 7         | .280        |     |
| COLORADO      | 68          | 94          | 5.04        | 162         | 4         | 4          | 584         | 36         | 1426.1         | 1579         | 844          | 799         | 183         | 48         | 579         | 42         | 1112         | 66         | 6         | .283        |     |
| <b>TOTALS</b> | <b>1198</b> | <b>1232</b> | <b>3.90</b> | <b>1215</b> | <b>38</b> | <b>181</b> | <b>7780</b> | <b>653</b> | <b>21713.1</b> | <b>21091</b> | <b>10225</b> | <b>9420</b> | <b>2355</b> | <b>782</b> | <b>7112</b> | <b>560</b> | <b>19023</b> | <b>820</b> | <b>79</b> | <b>.255</b> |     |

## CLUB FIELDING

| CLUB          | PCT         | G           | PO           | A            | E           | TC           | DP          | TP       | PB         |
|---------------|-------------|-------------|--------------|--------------|-------------|--------------|-------------|----------|------------|
| LOS ANGELES   | .988        | 162         | 4337         | 1727         | 75          | 6139         | 133         | 0        | 12         |
| SAN FRANCISCO | .987        | 162         | 4333         | 1674         | 78          | 6085         | 145         | 0        | 10         |
| MIAMI         | .987        | 162         | 4281         | 1588         | 77          | 5946         | 162         | 0        | 11         |
| ARIZONA       | .986        | 162         | 4400         | 1697         | 86          | 6183         | 146         | 0        | 11         |
| NEW YORK      | .986        | 162         | 4388         | 1599         | 88          | 6075         | 131         | 0        | 4          |
| CINCINNATI    | .985        | 162         | 4360         | 1622         | 90          | 6072         | 131         | 0        | 9          |
| ATLANTA       | .985        | 162         | 4276         | 1593         | 90          | 5959         | 186         | 0        | 13         |
| WASHINGTON    | .985        | 162         | 4304         | 1533         | 90          | 5927         | 125         | 0        | 7          |
| COLORADO      | .985        | 162         | 4279         | 1818         | 95          | 6192         | 171         | 1        | 7          |
| SAN DIEGO     | .985        | 162         | 4321         | 1566         | 92          | 5979         | 138         | 0        | 18         |
| ST. LOUIS     | .984        | 162         | 4394         | 1617         | 96          | 6107         | 159         | 0        | 5          |
| CHICAGO       | .982        | 162         | 4384         | 1669         | 111         | 6164         | 120         | 0        | 10         |
| PITTSBURGH    | .981        | 162         | 4469         | 1868         | 122         | 6459         | 177         | 1        | 11         |
| MILWAUKEE     | .981        | 162         | 4305         | 1678         | 116         | 6099         | 164         | 0        | 7          |
| PHILADELPHIA  | .981        | 162         | 4309         | 1585         | 117         | 6011         | 145         | 0        | 12         |
| <b>TOTALS</b> | <b>.984</b> | <b>1215</b> | <b>65140</b> | <b>24834</b> | <b>1423</b> | <b>91397</b> | <b>2233</b> | <b>2</b> | <b>147</b> |



# NL Team Statistics



## CLUB MISCELLANEOUS

| CLUB          | VS LHS | VS RHS | GRASS   | ARTIF | DAY   | NIGHT | 1-RUN | X-INN | vs. A. L. | DOUBLEHEADERS |   |   | ATTENDANCE |           |
|---------------|--------|--------|---------|-------|-------|-------|-------|-------|-----------|---------------|---|---|------------|-----------|
|               |        |        |         |       |       |       |       |       |           | W             | L | S | HOME       | ROAD      |
| ARIZONA       | 19-22  | 60-61  | 79- 83  | 0- 0  | 21-25 | 58-58 | 20-24 | 9- 9  | 11- 9     | 1             | 0 | 0 | 2,080,145  | 2,612,384 |
| ATLANTA       | 13-23  | 54-72  | 65- 92  | 2- 3  | 16-28 | 51-67 | 28-18 | 4- 9  | 6-14      | 1             | 0 | 0 | 2,001,392  | 2,405,662 |
| CHICAGO       | 20-14  | 77-51  | 97- 65  | 0- 0  | 37-30 | 60-35 | 34-21 | 13- 5 | 10-10     | 1             | 0 | 0 | 2,959,812  | 2,753,766 |
| CINCINNATI    | 15-27  | 49-71  | 64- 98  | 0- 0  | 16-37 | 48-61 | 18-29 | 5-12  | 7-13      | 0             | 0 | 1 | 2,419,506  | 2,566,010 |
| COLORADO      | 11-32  | 57-62  | 68- 94  | 0- 0  | 29-26 | 39-68 | 20-24 | 3- 5  | 5-15      | 0             | 1 | 0 | 2,506,789  | 2,507,923 |
| LOS ANGELES   | 25-19  | 67-51  | 92- 70  | 0- 0  | 25-16 | 67-54 | 23-26 | 6- 9  | 10-10     | 0             | 0 | 0 | 3,764,815  | 2,796,585 |
| MIAMI         | 14-19  | 57-72  | 71- 85  | 0- 6  | 21-29 | 50-62 | 23-21 | 6- 3  | 7-13      | 1             | 0 | 0 | 1,752,235  | 2,337,236 |
| MILWAUKEE     | 19-20  | 49-74  | 68- 94  | 0- 0  | 22-31 | 46-63 | 16-16 | 4- 5  | 8-12      | 0             | 0 | 0 | 2,542,558  | 2,562,364 |
| NEW YORK      | 20-16  | 70-56  | 89- 68  | 1- 4  | 32-17 | 58-55 | 25-24 | 9- 6  | 9-11      | 0             | 0 | 0 | 2,569,753  | 2,486,157 |
| PHILADELPHIA  | 18-20  | 45-79  | 62- 98  | 1- 1  | 23-29 | 40-70 | 16-27 | 6- 9  | 8-12      | 0             | 2 | 1 | 1,831,080  | 2,503,409 |
| PITTSBURGH    | 20-16  | 78-48  | 98- 64  | 0- 0  | 32-15 | 66-49 | 36-17 | 12- 9 | 13- 7     | 0             | 0 | 0 | 2,498,596  | 2,676,977 |
| SAN DIEGO     | 19-21  | 55-67  | 74- 88  | 0- 0  | 17-29 | 57-59 | 22-21 | 7- 5  | 7-13      | 0             | 0 | 0 | 2,459,742  | 2,569,468 |
| SAN FRANCISCO | 22-22  | 62-56  | 84- 78  | 0- 0  | 30-25 | 54-53 | 19-28 | 6- 5  | 13- 7     | 0             | 0 | 0 | 3,375,882  | 2,763,811 |
| ST. LOUIS     | 25-18  | 75-44  | 100- 62 | 0- 0  | 28-21 | 72-41 | 32-23 | 8- 8  | 11- 9     | 0             | 1 | 0 | 3,520,889  | 2,505,425 |
| WASHINGTON    | 23-16  | 60-63  | 82- 78  | 1- 1  | 33-22 | 50-57 | 22-22 | 9- 2  | 8-12      | 0             | 0 | 1 | 2,619,843  | 2,418,470 |

## CLUB RANK BATTING

| CLUB          | AVG | GI |    |    |    |    |    |    |    |    |    |     |    |    |    |    |     |    |    |    |    |     |     |     |     |
|---------------|-----|----|----|----|----|----|----|----|----|----|----|-----|----|----|----|----|-----|----|----|----|----|-----|-----|-----|-----|
|               |     | G  | AB | R  | OR | H  | TB | 2B | 3B | HR | GS | RBI | SH | SF | HP | BB | IBB | SO | SB | CS | DP | LOB | SHO | SLG | OBP |
| ARIZONA       | 3   | 1  | 1  | 2  | 9  | 1  | 2  | 3  | 2  | 7  | 13 | 2   | 10 | 1  | 14 | 6  | 6   | 11 | 2  | 13 | 12 | 13  | 1   | 2   | 3   |
| ATLANTA       | 8   | 1  | 14 | 15 | 13 | 11 | 15 | 14 | 13 | 15 | 14 | 15  | 2  | 13 | 8  | 8  | 7   | 1  | 11 | 6  | 15 | 10  | 14  | 15  | 9   |
| CHICAGO       | 14  | 1  | 8  | 6  | 4  | 14 | 8  | 8  | 9  | 5  | 2  | 6   | 14 | 9  | 2  | 1  | 1   | 15 | 6  | 9  | 1  | 14  | 3   | 7   | 5   |
| CINCINNATI    | 12  | 1  | 4  | 12 | 12 | 7  | 7  | 13 | 10 | 6  | 8  | 12  | 9  | 6  | 10 | 5  | 8   | 4  | 1  | 10 | 3  | 11  | 8   | 10  | 10  |
| COLORADO      | 2   | 1  | 3  | 1  | 15 | 3  | 1  | 6  | 1  | 2  | 8  | 1   | 12 | 10 | 14 | 13 | 1   | 8  | 5  | 12 | 4  | 1   | 2   | 1   | 8   |
| LOS ANGELES   | 10  | 1  | 15 | 8  | 2  | 13 | 5  | 11 | 12 | 1  | 5  | 8   | 8  | 14 | 5  | 2  | 11  | 5  | 13 | 7  | 13 | 8   | 5   | 3   | 2   |
| MIAMI         | 4   | 1  | 11 | 14 | 8  | 5  | 14 | 15 | 3  | 14 | 14 | 14  | 1  | 6  | 13 | 15 | 12  | 2  | 3  | 14 | 11 | 4   | 5   | 13  | 12  |
| MILWAUKEE     | 7   | 1  | 10 | 9  | 11 | 8  | 11 | 6  | 8  | 9  | 2  | 9   | 4  | 10 | 11 | 12 | 10  | 10 | 9  | 3  | 9  | 2   | 13  | 11  | 13  |
| NEW YORK      | 13  | 1  | 7  | 7  | 5  | 12 | 6  | 1  | 14 | 3  | 8  | 7   | 15 | 12 | 3  | 7  | 5   | 9  | 15 | 2  | 9  | 6   | 10  | 6   | 11  |
| PHILADELPHIA  | 11  | 1  | 6  | 13 | 14 | 9  | 12 | 8  | 6  | 13 | 8  | 13  | 6  | 15 | 6  | 14 | 15  | 7  | 8  | 5  | 6  | 5   | 8   | 14  | 14  |
| PITTSBURGH    | 5   | 1  | 2  | 4  | 3  | 4  | 4  | 2  | 10 | 10 | 8  | 5   | 3  | 5  | 1  | 9  | 4   | 12 | 4  | 14 | 5  | 15  | 4   | 8   | 4   |
| SAN DIEGO     | 15  | 1  | 12 | 10 | 10 | 15 | 13 | 12 | 7  | 8  | 2  | 10  | 7  | 3  | 12 | 11 | 14  | 13 | 10 | 3  | 2  | 3   | 15  | 12  | 15  |
| SAN FRANCISCO | 1   | 1  | 5  | 5  | 6  | 2  | 3  | 4  | 4  | 12 | 1  | 4   | 11 | 8  | 7  | 10 | 12  | 3  | 7  | 8  | 14 | 9   | 10  | 4   | 1   |
| ST. LOUIS     | 6   | 1  | 9  | 11 | 1  | 6  | 10 | 4  | 4  | 11 | 5  | 11  | 13 | 3  | 4  | 4  | 1   | 6  | 11 | 10 | 7  | 12  | 10  | 9   | 6   |
| WASHINGTON    | 8   | 1  | 13 | 3  | 7  | 10 | 9  | 10 | 15 | 3  | 5  | 3   | 4  | 2  | 8  | 3  | 8   | 14 | 14 | 1  | 8  | 7   | 5   | 5   | 7   |

## CLUB RANK PITCHING

| CLUB          | W  | L  | ERA | G | CG | SHO | REL | SV | IP | H  | TBF | R  | ER | HR | SH | SF | HB | BB | IBB | SO | WP | BK |
|---------------|----|----|-----|---|----|-----|-----|----|----|----|-----|----|----|----|----|----|----|----|-----|----|----|----|
| ARIZONA       | 8  | 8  | 9   | 1 | 8  | 8   | 4   | 6  | 2  | 12 | 12  | 9  | 10 | 13 | 5  | 13 | 5  | 9  | 14  | 10 | 5  | 2  |
| ATLANTA       | 13 | 3  | 13  | 1 | 6  | 10  | 5   | 6  | 15 | 13 | 10  | 13 | 12 | 9  | 11 | 13 | 9  | 14 | 14  | 14 | 7  | 13 |
| CHICAGO       | 3  | 13 | 3   | 1 | 2  | 1   | 3   | 4  | 5  | 1  | 3   | 4  | 3  | 3  | 2  | 3  | 4  | 4  | 9   | 1  | 12 | 2  |
| CINCINNATI    | 14 | 2  | 12  | 1 | 7  | 11  | 6   | 13 | 6  | 11 | 13  | 12 | 13 | 12 | 13 | 12 | 13 | 13 | 11  | 9  | 9  | 15 |
| COLORADO      | 11 | 4  | 15  | 1 | 4  | 15  | 1   | 12 | 14 | 14 | 14  | 15 | 15 | 14 | 12 | 8  | 5  | 15 | 11  | 15 | 12 | 11 |
| LOS ANGELES   | 4  | 12 | 5   | 1 | 2  | 1   | 8   | 5  | 7  | 2  | 1   | 2  | 4  | 5  | 3  | 1  | 1  | 3  | 3   | 2  | 6  | 14 |
| MIAMI         | 10 | 6  | 8   | 1 | 14 | 8   | 13  | 13 | 13 | 8  | 6   | 8  | 8  | 4  | 9  | 15 | 8  | 10 | 1   | 13 | 7  | 2  |
| MILWAUKEE     | 11 | 4  | 11  | 1 | 8  | 12  | 12  | 11 | 11 | 10 | 9   | 11 | 11 | 11 | 8  | 10 | 11 | 12 | 5   | 8  | 15 | 9  |
| NEW YORK      | 5  | 11 | 4   | 1 | 8  | 5   | 14  | 3  | 4  | 3  | 5   | 5  | 5  | 7  | 14 | 8  | 2  | 2  | 13  | 6  | 3  | 1  |
| PHILADELPHIA  | 15 | 1  | 14  | 1 | 8  | 12  | 10  | 13 | 10 | 15 | 15  | 14 | 14 | 15 | 7  | 10 | 14 | 8  | 6   | 12 | 11 | 12 |
| PITTSBURGH    | 2  | 14 | 2   | 1 | 14 | 6   | 11  | 2  | 1  | 9  | 11  | 3  | 2  | 1  | 4  | 4  | 15 | 6  | 9   | 5  | 14 | 6  |
| SAN DIEGO     | 9  | 7  | 10  | 1 | 8  | 14  | 7   | 8  | 9  | 7  | 7   | 10 | 9  | 10 | 5  | 6  | 10 | 11 | 4   | 3  | 9  | 2  |
| SAN FRANCISCO | 6  | 10 | 7   | 1 | 1  | 3   | 2   | 8  | 8  | 4  | 4   | 6  | 7  | 8  | 1  | 5  | 7  | 5  | 2   | 11 | 2  | 6  |
| ST. LOUIS     | 1  | 15 | 1   | 1 | 8  | 4   | 8   | 1  | 3  | 5  | 8   | 1  | 1  | 2  | 15 | 1  | 3  | 7  | 6   | 7  | 4  | 9  |
| WASHINGTON    | 7  | 9  | 6   | 1 | 4  | 6   | 15  | 8  | 12 | 6  | 2   | 7  | 6  | 5  | 10 | 7  | 11 | 1  | 6   | 4  | 1  | 6  |

NOTE: "V.LHS/RHS" IS THE CLUB RECORD IN GAMES STARTED BY LEFT OR RIGHT HANDED PITCHERS, NOT NECESSARILY VERSUS THAT INDIVIDUAL PITCHER.



# NL Batting Leaders

## BATTING AVERAGE

|      |               |     |
|------|---------------|-----|
| .333 | Gordon, D     | MIA |
| .330 | Harper, B     | WSH |
| .321 | Goldschmid, P | ARI |
| .318 | Posey, B      | SF  |
| .315 | Pollock IV, A | ARI |
| .314 | Escobar, Y    | WSH |
| .314 | Votto, J      | CIN |
| .312 | Peralta, D    | ARI |
| .303 | Inciarte, E   | ARI |
| .301 | LeMahieu, D   | COL |

## HOME RUNS

|    |               |      |
|----|---------------|------|
| 42 | Arenado, N    | COL  |
| 42 | Harper, B     | WSH  |
| 40 | Gonzalez, C   | COL  |
| 35 | Frazier, T    | CIN  |
| 33 | Goldschmid, P | ARI  |
| 31 | Rizzo, A      | CHI  |
| 29 | Votto, J      | CIN  |
| 28 | Carpenter, M  | STL  |
| 28 | Gonzalez, A   | LA   |
| 27 | (04) PLAYERS  | TIED |

## RUNS BATTED IN

|     |               |     |
|-----|---------------|-----|
| 130 | Arenado, N    | COL |
| 110 | Goldschmid, P | ARI |
| 101 | Rizzo, A      | CHI |
| 100 | Kemp, M       | SD  |
| 99  | Harper, B     | WSH |
| 99  | Bryant, K     | CHI |
| 97  | Gonzalez, C   | COL |
| 96  | McCutchen, A  | PIT |
| 95  | Posey, B      | SF  |
| 90  | Gonzalez, A   | LA  |

## MULTI HIT GAMES

|    |               |      |
|----|---------------|------|
| 59 | Gordon, D     | MIA  |
| 55 | Pollock IV, A | ARI  |
| 55 | Votto, J      | CIN  |
| 52 | Markakis, N   | ATL  |
| 51 | Goldschmid, P | ARI  |
| 51 | Carpenter, M  | STL  |
| 50 | Harper, B     | WSH  |
| 49 | Escobar, Y    | WSH  |
| 48 | (05) PLAYERS  | TIED |

## RUNS

|     |               |     |
|-----|---------------|-----|
| 118 | Harper, B     | WSH |
| 111 | Pollock IV, A | ARI |
| 103 | Goldschmid, P | ARI |
| 102 | Fowler, D     | CHI |
| 101 | Carpenter, M  | STL |
| 98  | Granderson, C | NY  |
| 97  | Arenado, N    | COL |
| 95  | Votto, J      | CIN |
| 94  | Rizzo, A      | CHI |
| 93  | Blackmon, C   | COL |

## HITS

|     |               |     |
|-----|---------------|-----|
| 205 | Gordon, D     | MIA |
| 192 | Pollock IV, A | ARI |
| 182 | Goldschmid, P | ARI |
| 181 | Markakis, N   | ATL |
| 177 | Arenado, N    | COL |
| 177 | Posey, B      | SF  |
| 176 | Blackmon, C   | COL |
| 173 | Phillips, B   | CIN |
| 172 | Harper, B     | WSH |
| 171 | Votto, J      | CIN |

## TOTAL BASES

|     |               |      |
|-----|---------------|------|
| 354 | Arenado, N    | COL  |
| 338 | Harper, B     | WSH  |
| 323 | Goldschmid, P | ARI  |
| 308 | Frazier, T    | CIN  |
| 303 | Pollock IV, A | ARI  |
| 300 | Rizzo, A      | CHI  |
| 299 | Gonzalez, C   | COL  |
| 295 | Votto, J      | CIN  |
| 290 | Carpenter, M  | STL  |
| 276 | (02) PLAYERS  | TIED |

## GRAND SLAMS

|   |              |      |
|---|--------------|------|
| 2 | Bryant, K    | CHI  |
| 2 | Norris, D    | SD   |
| 2 | Posey, B     | SF   |
| 2 | Braun, R     | MIL  |
| 2 | Frazier, T   | CIN  |
| 2 | Gonzalez, C  | COL  |
| 1 | (43) PLAYERS | TIED |

## DOUBLES

|    |               |     |
|----|---------------|-----|
| 44 | Carpenter, M  | STL |
| 43 | Arenado, N    | COL |
| 43 | Frazier, T    | CIN |
| 39 | Pollock IV, A | ARI |
| 38 | Harper, B     | WSH |
| 38 | Rizzo, A      | CHI |
| 38 | Goldschmid, P | ARI |
| 38 | Murphy, D     | NY  |
| 38 | Markakis, N   | ATL |
| 36 | McCutchen, A  | PIT |

## TRIPLES

|    |              |      |
|----|--------------|------|
| 10 | Peralta, D   | ARI  |
| 9  | Blackmon, C  | COL  |
| 8  | Gordon, D    | MIA  |
| 8  | Fowler, D    | CHI  |
| 7  | Realmuto, J  | MIA  |
| 7  | Grichuk, R   | STL  |
| 7  | Ethier, A    | LA   |
| 6  | (08) PLAYERS | TIED |

## STOLEN BASES

|    |               |      |
|----|---------------|------|
| 58 | Gordon, D     | MIA  |
| 57 | Hamilton, B   | CIN  |
| 43 | Blackmon, C   | COL  |
| 39 | Pollock IV, A | ARI  |
| 30 | Marte, S      | PIT  |
| 27 | Polanco, G    | PIT  |
| 25 | Segura, J     | MIL  |
| 24 | Revere, B     | PHI  |
| 24 | Braun, R      | MIL  |
| 23 | (04) PLAYERS  | TIED |

## HITTING STREAKS

|    |               |     |               |
|----|---------------|-----|---------------|
| 21 | Tulowitzki, T | COL | 06/15 - 07/09 |
| 19 | Ramos, W      | WSH | 04/24 - 05/19 |
| 18 | LeMahieu, D   | COL | 07/04 - 07/28 |
| 18 | McCutchen, A  | PIT | 06/21 - 07/11 |
| 17 | Arenado, N    | COL | 06/13 - 06/30 |

## WALKS

|     |               |     |
|-----|---------------|-----|
| 143 | Votto, J      | CIN |
| 124 | Harper, B     | WSH |
| 118 | Goldschmid, P | ARI |
| 98  | McCutchen, A  | PIT |
| 92  | Pederson, J   | LA  |
| 91  | Granderson, C | NY  |
| 84  | Fowler, D     | CHI |
| 81  | Carpenter, M  | STL |
| 78  | Rizzo, A      | CHI |
| 77  | Bryant, K     | CHI |

## ON BASE PERCENTAGE

|      |               |     |
|------|---------------|-----|
| .460 | Harper, B     | WSH |
| .459 | Votto, J      | CIN |
| .435 | Goldschmid, P | ARI |
| .401 | McCutchen, A  | PIT |
| .387 | Rizzo, A      | CHI |
| .379 | Posey, B      | SF  |
| .375 | Escobar, Y    | WSH |
| .371 | Peralta, D    | ARI |
| .370 | Markakis, N   | ATL |
| .370 | Cervelli, F   | PIT |

## SLUGGING PERCENTAGE

|      |               |     |
|------|---------------|-----|
| .649 | Harper, B     | WSH |
| .575 | Arenado, N    | COL |
| .570 | Goldschmid, P | ARI |
| .541 | Votto, J      | CIN |
| .540 | Gonzalez, C   | COL |
| .522 | Peralta, D    | ARI |
| .512 | Rizzo, A      | CHI |
| .505 | Carpenter, M  | STL |
| .498 | Braun, R      | MIL |
| .498 | Frazier, T    | CIN |

## EXTRA BASE HITS

|    |               |     |
|----|---------------|-----|
| 89 | Arenado, N    | COL |
| 81 | Harper, B     | WSH |
| 79 | Frazier, T    | CIN |
| 75 | Carpenter, M  | STL |
| 73 | Goldschmid, P | ARI |
| 72 | Rizzo, A      | CHI |
| 67 | Gonzalez, C   | COL |
| 65 | Pollock IV, A | ARI |
| 65 | Bruce, J      | CIN |
| 64 | Votto, J      | CIN |

## OUTFIELD ASSISTS

|    |              |      |
|----|--------------|------|
| 16 | Marte, S     | PIT  |
| 13 | Polanco, G   | PIT  |
| 11 | Bruce, J     | CIN  |
| 10 | Kemp, M      | SD   |
| 10 | Inciarte, E  | ARI  |
| 10 | Heyward, J   | STL  |
| 9  | (05) PLAYERS | TIED |

## HOME BATTING AVG

|      |               |     |
|------|---------------|-----|
| .345 | Harper, B     | WSH |
| .341 | Goldschmid, P | ARI |
| .336 | Peralta, D    | ARI |
| .336 | Escobar, Y    | WSH |
| .333 | Gordon, D     | MIA |
| .331 | Blackmon, C   | COL |
| .330 | Inciarte, E   | ARI |
| .328 | Lind, A       | MIL |
| .327 | McCutchen, A  | PIT |
| .321 | LeMahieu, D   | COL |

## ROAD BATTING AVG.

|      |               |     |
|------|---------------|-----|
| .333 | Gordon, D     | MIA |
| .330 | Posey, B      | SF  |
| .326 | Votto, J      | CIN |
| .320 | Phillips, B   | CIN |
| .316 | Harper, B     | WSH |
| .315 | Markakis, N   | ATL |
| .315 | Braun, R      | MIL |
| .314 | Pollock IV, A | ARI |
| .310 | Murphy, D     | NY  |
| .309 | Yelich, C     | MIA |

## RISP BATTING AVG

|      |               |     |
|------|---------------|-----|
| .373 | Arenado, N    | COL |
| .366 | Duffy, M      | SF  |
| .361 | McCutchen, A  | PIT |
| .356 | Maybin, C     | ATL |
| .354 | Braun, R      | MIL |
| .351 | Posey, B      | SF  |
| .340 | Goldschmid, P | ARI |
| .336 | Lind, A       | MIL |
| .327 | Carpenter, M  | STL |
| .325 | Gordon, D     | MIA |

## DAY BATTING AVG

|      |               |     |
|------|---------------|-----|
| .386 | Gordon, D     | MIA |
| .339 | Harper, B     | WSH |
| .335 | Herrera, D    | PHI |
| .333 | Posey, B      | SF  |
| .331 | Heyward, J    | STL |
| .327 | Lind, A       | MIL |
| .323 | Belt, B       | SF  |
| .316 | Goldschmid, P | ARI |
| .314 | Granderson, C | NY  |
| .306 | Carpenter, M  | STL |

## NIGHT BATTING AVG

|      |               |     |
|------|---------------|-----|
| .325 | Harper, B     | WSH |
| .323 | Goldschmid, P | ARI |
| .321 | Pollock IV, A | ARI |
| .320 | Votto, J      | CIN |
| .318 | Escobar, Y    | WSH |
| .315 | Phillips, B   | CIN |
| .314 | Peralta, D    | ARI |
| .314 | Inciarte, E   | ARI |
| .313 | Duffy, M      | SF  |
| .310 | Posey, B      | SF  |

## VS RIGHTY AVG

|      |               |     |
|------|---------------|-----|
| .335 | Harper, B     | WSH |
| .332 | Inciarte, E   | ARI |
| .327 | Gordon, D     | MIA |
| .325 | Peralta, D    | ARI |
| .319 | Posey, B      | SF  |
| .314 | Escobar, Y    | WSH |
| .312 | Pollock IV, A | ARI |
| .310 | Duffy, M      | SF  |
| .309 | Goldschmid, P | ARI |
| .306 | Markakis, N   | ATL |

## VS LEFTY AVG.

|      |               |     |
|------|---------------|-----|
| .364 | Goldschmid, P | ARI |
| .350 | Gordon, D     | MIA |
| .331 | Votto, J      | CIN |
| .328 | McCutchen, A  | PIT |
| .326 | Pollock IV, A | ARI |
| .326 | Fowler, D     | CHI |
| .325 | Prado, M      | MIA |
| .318 | Harper, B     | WSH |
| .318 | Pagan, A      | SF  |
| .317 | Braun, R      | MIL |

# NL Batting Leaders



## CAUGHT STEALING

|    |              |      |
|----|--------------|------|
| 20 | Gordon, D    | MIA  |
| 13 | Blackmon, C  | COL  |
| 10 | Peterson, J  | ATL  |
| 10 | Polanco, G   | PIT  |
| 10 | Inciarte, E  | ARI  |
| 10 | Marte, S     | PIT  |
| 8  | (07) PLAYERS | TIED |

## SACRIFICE BUNTS

|    |              |      |
|----|--------------|------|
| 14 | Teheran, J   | ATL  |
| 12 | Koehler, T   | MIA  |
| 11 | Miller, S    | ATL  |
| 10 | Latos, M     | LA   |
| 10 | Gonzalez, G  | WSH  |
| 10 | Haren, D     | CHI  |
| 9  | (05) PLAYERS | TIED |

## SACRIFICE FLIES

|    |               |      |
|----|---------------|------|
| 11 | Arenado, N    | COL  |
| 10 | Zimmerman, R  | WSH  |
| 9  | Pollock IV, A | ARI  |
| 9  | Bruce, J      | CIN  |
| 9  | McCutchen, A  | PIT  |
| 9  | Molina, Y     | STL  |
| 8  | (06) PLAYERS  | TIED |

## STRIKEOUTS

|     |               |     |
|-----|---------------|-----|
| 199 | Bryant, K     | CHI |
| 187 | Desmond, I    | WSH |
| 170 | Pederson, J   | LA  |
| 159 | Upton, J      | SD  |
| 158 | Taylor, M     | WSH |
| 154 | Fowler, D     | CHI |
| 151 | Goldschmid, P | ARI |
| 151 | Carpenter, M  | STL |
| 151 | Granderson, C | NY  |
| 149 | Russell, A    | CHI |

## GROUNDING INTO DP

|    |              |      |
|----|--------------|------|
| 24 | Escobar, Y   | WSH  |
| 23 | Peralta, J   | STL  |
| 23 | Ramirez, A   | PIT  |
| 22 | Duffy, M     | SF   |
| 21 | Gonzalez, A  | LA   |
| 20 | LeMahieu, D  | COL  |
| 20 | Braun, R     | MIL  |
| 19 | (05) PLAYERS | TIED |

## INTENTIONAL WALKS

|    |               |     |
|----|---------------|-----|
| 29 | Goldschmid, P | ARI |
| 15 | Harper, B     | WSH |
| 15 | Votto, J      | CIN |
| 13 | Arenado, N    | COL |
| 12 | McCutchen, A  | PIT |
| 11 | Lind, A       | MIL |
| 11 | Markakis, N   | ATL |
| 10 | Murphy, D     | NY  |
| 10 | Posey, B      | SF  |
| 10 | Gonzalez, A   | LA  |

## HIT BY PITCH

|    |              |      |
|----|--------------|------|
| 30 | Rizzo, A     | CHI  |
| 19 | Marte, S     | PIT  |
| 17 | Kang, J      | PIT  |
| 15 | Wong, K      | STL  |
| 14 | Duda, L      | NY   |
| 13 | Dietrich, D  | MIA  |
| 13 | Turner, J    | LA   |
| 13 | Blackmon, C  | COL  |
| 12 | McCutchen, A | PIT  |
| 11 | (02) PLAYERS | TIED |

## AT BATS

|     |               |     |
|-----|---------------|-----|
| 619 | Frazier, T    | CIN |
| 616 | Arenado, N    | COL |
| 615 | Gordon, D     | MIA |
| 614 | Blackmon, C   | COL |
| 612 | Markakis, N   | ATL |
| 609 | Pollock IV, A | ARI |
| 596 | Fowler, D     | CHI |
| 596 | Kemp, M       | SD  |
| 593 | Polanco, G    | PIT |
| 588 | Phillips, B   | CIN |

## HARDEST TO FAN

|      |             |     |
|------|-------------|-----|
| 14.2 | Murphy, D   | NY  |
| 12.1 | Simmons, A  | ATL |
| 12.0 | Posey, B    | SF  |
| 10.2 | Solarte, Y  | SD  |
| 9.7  | Inciarte, E | ARI |
| 9.2  | Phillips, B | CIN |
| 9.0  | Molina, Y   | STL |
| 8.4  | Escobar, Y  | WSH |
| 8.3  | Markakis, N | ATL |
| 8.1  | Prado, M    | MIA |

## RBI RATIO

|     |               |     |
|-----|---------------|-----|
| 4.7 | Arenado, N    | COL |
| 5.2 | Goldschmid, P | ARI |
| 5.3 | Harper, B     | WSH |
| 5.6 | Bryant, K     | CHI |
| 5.7 | Gonzalez, C   | COL |
| 5.8 | Lind, A       | MIL |
| 5.8 | Rizzo, A      | CHI |
| 5.9 | Posey, B      | SF  |
| 5.9 | McCutchen, A  | PIT |
| 5.9 | Peralta, D    | ARI |

## HOME RUN RATIO

|      |               |     |
|------|---------------|-----|
| 12.4 | Harper, B     | WSH |
| 13.9 | Gonzalez, C   | COL |
| 14.7 | Arenado, N    | COL |
| 17.2 | Goldschmid, P | ARI |
| 17.4 | Duda, L       | NY  |
| 17.7 | Frazier, T    | CIN |
| 18.5 | Pederson, J   | LA  |
| 18.8 | Votto, J      | CIN |
| 18.9 | Rizzo, A      | CHI |
| 20.2 | Braun, R      | MIL |

## HARDEST TO DOUBLE UP

|       |               |     |
|-------|---------------|-----|
| 193.3 | Granderson, C | NY  |
| 164.0 | Belt, B       | SF  |
| 153.5 | Blackmon, C   | COL |
| 149.0 | Fowler, D     | CHI |
| 118.6 | Polanco, G    | PIT |
| 114.8 | Carpenter, M  | STL |
| 105.6 | Peterson, J   | ATL |
| 103.0 | Norris, D     | SD  |
| 102.5 | Gordon, D     | MIA |
| 96.0  | Pederson, J   | LA  |

## GAMES PLAYED

|     |               |     |
|-----|---------------|-----|
| 160 | Rizzo, A      | CHI |
| 159 | Goldschmid, P | ARI |
| 158 | Votto, J      | CIN |
| 157 | Arenado, N    | COL |
| 157 | Pollock IV, A | ARI |
| 157 | Bruce, J      | CIN |
| 157 | McCutchen, A  | PIT |
| 157 | Blackmon, C   | COL |
| 157 | Frazier, T    | CIN |
| 157 | Granderson, C | NY  |

\* Has not hit into GIDP

# National League Pinch-Hitting Statistics

## Pinch Hitters

| CLUB          | AVG         | AB          | R          | H          | TB          | 2B         | 3B        | HR        | RBI        | SH        | SF        | HP        | BB         | IBB       | SO          | SB        | CS       | DP        | SLG         | OBP         |
|---------------|-------------|-------------|------------|------------|-------------|------------|-----------|-----------|------------|-----------|-----------|-----------|------------|-----------|-------------|-----------|----------|-----------|-------------|-------------|
| ARIZONA       | .261        | 238         | 26         | 62         | 84          | 13         | 0         | 3         | 29         | 0         | 3         | 2         | 26         | 0         | 67          | 6         | 0        | 3         | .353        | .335        |
| MILWAUKEE     | .255        | 263         | 32         | 67         | 102         | 18         | 1         | 5         | 39         | 2         | 1         | 0         | 25         | 2         | 83          | 0         | 0        | 6         | .388        | .318        |
| PHILADELPHIA  | .251        | 231         | 33         | 58         | 103         | 15         | 0         | 10        | 39         | 2         | 1         | 1         | 20         | 1         | 73          | 2         | 2        | 6         | .446        | .312        |
| COLORADO      | .249        | 245         | 26         | 61         | 87          | 12         | 1         | 4         | 29         | 2         | 0         | 0         | 16         | 2         | 74          | 1         | 2        | 3         | .355        | .295        |
| SAN FRANCISCO | .249        | 197         | 21         | 49         | 63          | 9          | 1         | 1         | 15         | 1         | 2         | 2         | 23         | 2         | 64          | 2         | 0        | 5         | .320        | .330        |
| PITTSBURGH    | .237        | 232         | 22         | 55         | 70          | 7          | 1         | 2         | 36         | 2         | 5         | 1         | 27         | 1         | 67          | 0         | 0        | 5         | .302        | .313        |
| ST. LOUIS     | .218        | 239         | 20         | 52         | 73          | 9          | 0         | 4         | 21         | 6         | 3         | 6         | 16         | 0         | 60          | 2         | 0        | 9         | .305        | .280        |
| LOS ANGELES   | .215        | 246         | 21         | 53         | 88          | 9          | 1         | 8         | 41         | 1         | 1         | 4         | 20         | 2         | 64          | 2         | 2        | 6         | .358        | .284        |
| SAN DIEGO     | .213        | 272         | 34         | 58         | 91          | 13         | 1         | 6         | 25         | 7         | 1         | 0         | 28         | 4         | 84          | 3         | 0        | 5         | .335        | .286        |
| NEW YORK      | .202        | 213         | 20         | 43         | 65          | 10         | 0         | 4         | 23         | 1         | 2         | 3         | 29         | 2         | 82          | 9         | 0        | 8         | .305        | .304        |
| CHICAGO       | .201        | 259         | 18         | 52         | 82          | 11         | 2         | 5         | 20         | 1         | 0         | 2         | 24         | 1         | 79          | 2         | 0        | 9         | .317        | .274        |
| ATLANTA       | .200        | 230         | 19         | 46         | 74          | 11         | 1         | 5         | 22         | 1         | 1         | 3         | 17         | 1         | 64          | 2         | 1        | 8         | .322        | .263        |
| CINCINNATI    | .195        | 246         | 14         | 48         | 63          | 9          | 0         | 2         | 21         | 1         | 1         | 2         | 12         | 1         | 77          | 1         | 0        | 3         | .256        | .238        |
| MIAMI         | .179        | 223         | 17         | 40         | 53          | 6          | 2         | 1         | 17         | 2         | 1         | 5         | 19         | 1         | 67          | 2         | 1        | 5         | .238        | .258        |
| WASHINGTON    | .168        | 190         | 21         | 32         | 57          | 10         | 0         | 5         | 18         | 0         | 2         | 5         | 23         | 1         | 58          | 1         | 0        | 0         | .300        | .273        |
| <b>TOTALS</b> | <b>.220</b> | <b>3524</b> | <b>344</b> | <b>776</b> | <b>1155</b> | <b>162</b> | <b>11</b> | <b>65</b> | <b>395</b> | <b>29</b> | <b>24</b> | <b>36</b> | <b>325</b> | <b>21</b> | <b>1063</b> | <b>35</b> | <b>8</b> | <b>81</b> | <b>.328</b> | <b>.291</b> |



# NL Pitching Leaders

## EARNED RUN AVERAGE

|      |              |     |
|------|--------------|-----|
| 1.66 | Greinke, Z   | LA  |
| 1.77 | Arrieta, J   | CHI |
| 2.13 | Kershaw, C   | LA  |
| 2.54 | Degrom, J    | NY  |
| 2.60 | Cole, G      | PIT |
| 2.71 | Harvey, M    | NY  |
| 2.77 | Lackey, J    | STL |
| 2.79 | Scherzer, M  | WSH |
| 2.93 | Bumgarner, M | SF  |
| 3.01 | Martinez, C  | STL |

## WINS

|    |              |      |
|----|--------------|------|
| 22 | Arrieta, J   | CHI  |
| 19 | Cole, G      | PIT  |
| 19 | Greinke, Z   | LA   |
| 18 | Bumgarner, M | SF   |
| 17 | Wacha, M     | STL  |
| 16 | Kershaw, C   | LA   |
| 14 | (05) PLAYERS | TIED |

## WINNING STREAKS

|    |               |      |
|----|---------------|------|
| 11 | Arrieta, J    | CHI  |
|    | 08/04 - 10/02 |      |
| 9  | Kershaw, C    | LA   |
|    | 07/08 - 09/14 |      |
| 8  | Greinke, Z    | LA   |
|    | 06/28 - 08/16 |      |
| 7  | (04) STREAKS  | TIED |

## SAVES

|    |              |      |
|----|--------------|------|
| 51 | Melancon, M  | PIT  |
| 48 | Rosenthal, T | STL  |
| 43 | Familia, J   | NY   |
| 39 | Kimbrel, C   | SD   |
| 38 | Casilla, S   | SF   |
| 38 | Rodriguez, F | MIL  |
| 36 | Jansen, K    | LA   |
| 33 | Chapman, A   | CIN  |
| 32 | Ramos, A     | MIA  |
| 30 | (02) PLAYERS | TIED |

## GAMES STARTED

|    |               |      |
|----|---------------|------|
| 33 | Miller, S     | ATL  |
| 33 | Teheran, J    | ATL  |
| 33 | Zimmermann, J | WSH  |
| 33 | Kershaw, C    | LA   |
| 33 | Ross, T       | SD   |
| 33 | Scherzer, M   | WSH  |
| 33 | Arrieta, J    | CHI  |
| 33 | Shields, J    | SD   |
| 33 | Lackey, J     | STL  |
| 32 | (08) PLAYERS  | TIED |

## COMPLETE GAMES

|   |              |      |
|---|--------------|------|
| 4 | Bumgarner, M | SF   |
| 4 | Kershaw, C   | LA   |
| 4 | Scherzer, M  | WSH  |
| 4 | Arrieta, J   | CHI  |
| 2 | Miller, S    | ATL  |
| 2 | Rusin, C     | COL  |
| 2 | Heston, C    | SF   |
| 2 | Leake, M     | SF   |
| 1 | (14) PLAYERS | TIED |

## GAMES

|    |              |      |
|----|--------------|------|
| 81 | Siegrist, K  | STL  |
| 78 | Melancon, M  | PIT  |
| 77 | Watson, T    | PIT  |
| 77 | Lopez, J     | SF   |
| 76 | Maness, S    | STL  |
| 76 | Familia, J   | NY   |
| 76 | Smith, W     | MIL  |
| 76 | Hughes, J    | PIT  |
| 76 | Strop, P     | CHI  |
| 73 | (03) PLAYERS | TIED |

## INNINGS PITCHED

|       |              |     |
|-------|--------------|-----|
| 232.2 | Kershaw, C   | LA  |
| 229.0 | Arrieta, J   | CHI |
| 228.2 | Scherzer, M  | WSH |
| 222.2 | Greinke, Z   | LA  |
| 218.1 | Bumgarner, M | SF  |
| 218.0 | Lackey, J    | STL |
| 208.0 | Cole, G      | PIT |
| 205.1 | Miller, S    | ATL |
| 205.0 | Lester, J    | CHI |
| 202.1 | Shields, J   | SD  |

## STRIKEOUTS

|     |              |     |
|-----|--------------|-----|
| 301 | Kershaw, C   | LA  |
| 276 | Scherzer, M  | WSH |
| 236 | Arrieta, J   | CHI |
| 234 | Bumgarner, M | SF  |
| 216 | Shields, J   | SD  |
| 212 | Ross, T      | SD  |
| 207 | Lester, J    | CHI |
| 205 | Degrom, J    | NY  |
| 205 | Liriano, F   | PIT |
| 202 | Cole, G      | PIT |

## WINNING PERCENTAGE

|      |              |     |         |
|------|--------------|-----|---------|
| .864 | Greinke, Z   | LA  | (19-03) |
| .786 | Arrieta, J   | CHI | (22-06) |
| .708 | Wacha, M     | STL | (17-07) |
| .704 | Cole, G      | PIT | (19-08) |
| .696 | Kershaw, C   | LA  | (16-07) |
| .667 | Martinez, C  | STL | (14-07) |
| .667 | Bumgarner, M | SF  | (18-09) |
| .650 | Shields, J   | SD  | (13-07) |
| .636 | Degrom, J    | NY  | (14-08) |
| .632 | Liriano, F   | PIT | (12-07) |

## SHUTOUTS

|   |              |      |
|---|--------------|------|
| 3 | Kershaw, C   | LA   |
| 3 | Scherzer, M  | WSH  |
| 3 | Arrieta, J   | CHI  |
| 2 | Miller, S    | ATL  |
| 2 | Bumgarner, M | SF   |
| 1 | (08) PLAYERS | TIED |

## OPPONENTS BATTING AVERAGE AGAINST

|      |              |     |
|------|--------------|-----|
| .185 | Arrieta, J   | CHI |
| .187 | Greinke, Z   | LA  |
| .194 | Kershaw, C   | LA  |
| .208 | Scherzer, M  | WSH |
| .215 | Degrom, J    | NY  |
| .222 | Harvey, M    | NY  |
| .222 | Bumgarner, M | SF  |
| .223 | Liriano, F   | PIT |
| .236 | Wacha, M     | STL |
| .237 | Ross, T      | SD  |

## HOME EARNED RUN AVERAGE

|      |                |     |
|------|----------------|-----|
| 1.46 | Greinke, Z     | LA  |
| 1.67 | Kershaw, C     | LA  |
| 1.93 | Lackey, J      | STL |
| 1.94 | Bumgarner, M   | SF  |
| 1.97 | Arrieta, J     | CHI |
| 1.99 | Degrom, J      | NY  |
| 2.23 | Harvey, M      | NY  |
| 2.43 | Miller, S      | ATL |
| 2.46 | Syndergaard, N | NY  |
| 2.53 | Burnett, A     | PIT |

## ROAD EARNED RUN AVERAGE

|      |               |     |
|------|---------------|-----|
| 1.60 | Arrieta, J    | CHI |
| 1.88 | Greinke, Z    | LA  |
| 2.20 | Scherzer, M   | WSH |
| 2.27 | Liriano, F    | PIT |
| 2.39 | Cole, G       | PIT |
| 2.54 | Martinez, C   | STL |
| 2.60 | Kershaw, C    | LA  |
| 2.83 | Ross, T       | SD  |
| 2.91 | Leake, M      | SF  |
| 3.00 | DeSclafani, A | CIN |

## DAY EARNED RUN AVERAGE

|      |             |     |
|------|-------------|-----|
| 1.10 | Degrom, J   | NY  |
| 1.11 | Greinke, Z  | LA  |
| 1.98 | Scherzer, M | WSH |
| 2.05 | Cole, G     | PIT |
| 2.16 | Arrieta, J  | CHI |
| 2.39 | Miller, S   | ATL |
| 2.41 | Martinez, C | STL |
| 2.61 | Kershaw, C  | LA  |
| 2.74 | Liriano, F  | PIT |
| 2.84 | Lester, J   | CHI |

## NIGHT EARNED RUN AVERAGE

|      |              |     |
|------|--------------|-----|
| 1.51 | Arrieta, J   | CHI |
| 1.88 | Greinke, Z   | LA  |
| 1.97 | Kershaw, C   | LA  |
| 2.42 | Harvey, M    | NY  |
| 2.63 | Lynn, L      | STL |
| 2.84 | Bumgarner, M | SF  |
| 2.86 | Lackey, J    | STL |
| 3.00 | Cole, G      | PIT |
| 3.04 | Hammel, J    | CHI |
| 3.29 | Miller, S    | ATL |



# NL Pitching Leaders



|                     |              |      |                    |              |      |                          |              |     |                                   |              |     |
|---------------------|--------------|------|--------------------|--------------|------|--------------------------|--------------|-----|-----------------------------------|--------------|-----|
| <b>HITS ALLOWED</b> |              |      | <b>LOSSES</b>      |              |      | <b>HOME RUNS ALLOWED</b> |              |     | <b>FEWEST WALKS PER 9 INNINGS</b> |              |     |
| 217                 | Colon,B      | NY   | 17                 | Miller,S     | ATL  | 33                       | Kendrick,K   | COL | 1.1                               | Colon,B      | NY  |
| 211                 | Lackey,J     | STL  | 16                 | Cashner,A    | SD   | 33                       | Shields,J    | SD  | 1.3                               | Scherzer,M   | WSH |
| 204                 | Zimmermann,J | WSH  | 15                 | Kennedy,I    | SD   | 32                       | De La Rosa,R | ARI | 1.6                               | Bumgarner,M  | SF  |
| 200                 | Cashner,A    | SD   | 15                 | Harang,A     | PHI  | 31                       | Kennedy,I    | SD  | 1.6                               | Greinke,Z    | LA  |
| 198                 | Wood,A       | LA   | 14                 | Koehler,T    | MIA  | 31                       | Haren,D      | CHI | 1.6                               | Kershaw,C    | LA  |
| 194                 | DeSclafani,A | CIN  | 14                 | Garza,M      | MIL  | 29                       | Lohse,K      | MIL | 1.7                               | Zimmermann,J | WSH |
| 194                 | Anderson,B   | LA   | 13                 | (05) PLAYERS | TIED | 27                       | Teheran,J    | ATL | 1.8                               | Harvey,M     | NY  |
| 193                 | De La Rosa,R | ARI  |                    |              |      | 27                       | Scherzer,M   | WSH | 1.8                               | Degrom,J     | NY  |
| 192                 | Niese,J      | NY   |                    |              |      | 26                       | Harang,A     | PHI | 1.8                               | Haren,D      | CHI |
| 189                 | (03) PLAYERS | TIED |                    |              |      | 25                       | Colon,B      | NY  | 1.9                               | Arrieta,J    | CHI |
| <b>WILD PITCHES</b> |              |      | <b>HIT BATSMEN</b> |              |      | <b>EARNED RUNS</b>       |              |     | <b>STRIKEOUTS PER 9 INNINGS</b>   |              |     |
| 14                  | Ross,T       | SD   | 13                 | Heston,C     | SF   | 100                      | Kendrick,K   | COL | 11.6                              | Kershaw,C    | LA  |
| 11                  | Hale,D       | COL  | 13                 | Nelson,J     | MIL  | 99                       | Lohse,K      | MIL | 10.9                              | Scherzer,M   | WSH |
| 11                  | Nelson,J     | MIL  | 12                 | Morton,C     | PIT  | 98                       | De La Rosa,R | ARI | 9.9                               | Liriano,F    | PIT |
| 10                  | Latos,M      | LA   | 11                 | Burnett,A    | PIT  | 93                       | Garza,M      | MIL | 9.7                               | Ross,T       | SD  |
| 10                  | Scherzer,M   | WSH  | 10                 | Cole,G       | PIT  | 93                       | Harang,A     | PHI | 9.7                               | Degrom,J     | NY  |
| 10                  | Hammel,J     | CHI  | 9                  | Despaigne,O  | SD   | 90                       | Teheran,J    | ATL | 9.6                               | Bumgarner,M  | SF  |
| 10                  | Liriano,F    | PIT  | 9                  | Perez,W      | ATL  | 90                       | Colon,B      | NY  | 9.6                               | Shields,J    | SD  |
| 9                   | Kershaw,C    | LA   | 9                  | Teheran,J    | ATL  | 89                       | Cashner,A    | SD  | 9.3                               | Kennedy,I    | SD  |
| 8                   | (05) PLAYERS | TIED | 9                  | Niese,J      | NY   | 88                       | Shields,J    | SD  | 9.3                               | Arrieta,J    | CHI |
|                     |              |      | 9                  | Shields,J    | SD   | 85                       | Koehler,T    | MIA | 9.2                               | Martinez,C   | STL |
| <b>BALKS</b>        |              |      | <b>WALKS</b>       |              |      | <b>RUNS ALLOWED</b>      |              |     | <b>GAMES FINISHED</b>             |              |     |
| 4                   | Cueto,J      | CIN  | 84                 | Ross,T       | SD   | 111                      | Cashner,A    | SD  | 65                                | Familia,J    | NY  |
| 3                   | Wisler,M     | ATL  | 81                 | Shields,J    | SD   | 103                      | De La Rosa,R | ARI | 63                                | Melancon,M   | PIT |
| 3                   | Kershaw,C    | LA   | 77                 | Koehler,T    | MIA  | 102                      | Garza,M      | MIL | 57                                | Rosenthal,T  | STL |
| 3                   | Lackey,J     | STL  | 73                 | Miller,S     | ATL  | 102                      | Kendrick,K   | COL | 55                                | Casilla,S    | SF  |
| 2                   | (10) PLAYERS | TIED | 73                 | Teheran,J    | ATL  | 100                      | Harang,A     | PHI | 55                                | Rodriguez,F  | MIL |
|                     |              |      | 70                 | Liriano,F    | PIT  | 99                       | Teheran,J    | ATL | 54                                | Chapman,A    | CIN |
|                     |              |      | 69                 | Gonzalez,G   | WSH  | 99                       | Lohse,K      | MIL | 53                                | Kimbrel,C    | SD  |
|                     |              |      | 68                 | Lynn,L       | STL  | 96                       | Koehler,T    | MIA | 51                                | Ramos,A      | MIA |
|                     |              |      | 66                 | Cashner,A    | SD   | 95                       | Locke,J      | PIT | 51                                | Papelbon,J   | WSH |
|                     |              |      | 65                 | (02) PLAYERS | TIED | 95                       | Kennedy,I    | SD  | 50                                | Jansen,K     | LA  |

## National League Starting/Relief Pitching Statistics

### Starting Pitching

| CLUB          | W          | L          | PCT         | ERA         | G           | GS          | CG        | SHO       | IP             | H            | TBF         | R           | ER          | HR         | SH         | SF         | HB          | BB         | IBB         | SO         | WP        | BK          | OPP  | AVG |
|---------------|------------|------------|-------------|-------------|-------------|-------------|-----------|-----------|----------------|--------------|-------------|-------------|-------------|------------|------------|------------|-------------|------------|-------------|------------|-----------|-------------|------|-----|
| ST. LOUIS     | 72         | 42         | .632        | 2.99        | 162         | 162         | 1         | 0         | 979.2          | 917          | 4076        | 354         | 326         | 84         | 46         | 17         | 27          | 294        | 20          | 863        | 27        | 5           | .248 |     |
| LOS ANGELES   | 64         | 42         | .604        | 3.24        | 162         | 162         | 6         | 3         | 978.1          | 871          | 3950        | 380         | 352         | 94         | 28         | 15         | 19          | 245        | 14          | 879        | 31        | 8           | .239 |     |
| CHICAGO       | 60         | 39         | .606        | 3.36        | 162         | 162         | 6         | 4         | 946.2          | 826          | 3843        | 385         | 353         | 92         | 23         | 15         | 30          | 224        | 13          | 920        | 34        | 1           | .233 |     |
| NEW YORK      | 64         | 51         | .557        | 3.44        | 162         | 162         | 1         | 1         | 1002.2         | 943          | 4127        | 418         | 383         | 110        | 54         | 26         | 27          | 213        | 18          | 891        | 18        | 0           | .248 |     |
| PITTSBURGH    | 67         | 48         | .583        | 3.53        | 162         | 162         | 0         | 0         | 967.1          | 940          | 4066        | 424         | 379         | 72         | 25         | 20         | 46          | 293        | 17          | 876        | 32        | 3           | .255 |     |
| WASHINGTON    | 61         | 54         | .530        | 3.70        | 162         | 162         | 4         | 3         | 966.1          | 935          | 4016        | 430         | 397         | 104        | 41         | 22         | 32          | 222        | 13          | 921        | 23        | 2           | .253 |     |
| SAN FRANCISCO | 65         | 59         | .524        | 3.95        | 162         | 162         | 7         | 4         | 939.1          | 894          | 3925        | 424         | 412         | 105        | 21         | 19         | 38          | 287        | 12          | 735        | 22        | 3           | .251 |     |
| SAN DIEGO     | 48         | 66         | .421        | 4.13        | 162         | 162         | 1         | 0         | 945.1          | 927          | 4014        | 488         | 434         | 113        | 35         | 17         | 40          | 332        | 16          | 890        | 33        | 2           | .258 |     |
| MIAMI         | 49         | 64         | .434        | 4.25        | 162         | 162         | 0         | 0         | 911.0          | 912          | 3859        | 450         | 430         | 103        | 37         | 37         | 30          | 294        | 10          | 653        | 29        | 2           | .264 |     |
| ATLANTA       | 45         | 66         | .405        | 4.27        | 162         | 162         | 3         | 2         | 939.2          | 971          | 4033        | 488         | 446         | 111        | 43         | 26         | 39          | 333        | 21          | 718        | 23        | 7           | .270 |     |
| ARIZONA       | 51         | 56         | .477        | 4.37        | 162         | 162         | 1         | 1         | 887.1          | 911          | 3795        | 455         | 431         | 121        | 33         | 35         | 33          | 286        | 15          | 701        | 19        | 2           | .267 |     |
| CINCINNATI    | 42         | 67         | .385        | 4.58        | 162         | 162         | 2         | 1         | 903.2          | 924          | 3896        | 488         | 460         | 119        | 39         | 23         | 37          | 314        | 24          | 750        | 23        | 7           | .265 |     |
| MILWAUKEE     | 45         | 79         | .363        | 4.79        | 162         | 162         | 1         | 0         | 905.0          | 960          | 3933        | 517         | 482         | 115        | 30         | 29         | 39          | 334        | 16          | 712        | 45        | 2           | .274 |     |
| PHILADELPHIA  | 38         | 76         | .333        | 5.23        | 162         | 162         | 1         | 1         | 892.2          | 1037         | 3926        | 547         | 519         | 141        | 31         | 24         | 37          | 261        | 15          | 635        | 28        | 6           | .290 |     |
| COLORADO      | 41         | 62         | .398        | 5.27        | 162         | 162         | 4         | 1         | 857.2          | 984          | 3801        | 533         | 502         | 127        | 38         | 22         | 31          | 330        | 24          | 621        | 37        | 5           | .291 |     |
| <b>TOTALS</b> | <b>812</b> | <b>871</b> | <b>.482</b> | <b>4.05</b> | <b>1215</b> | <b>2430</b> | <b>38</b> | <b>21</b> | <b>14022.2</b> | <b>59260</b> | <b>6781</b> | <b>6306</b> | <b>1611</b> | <b>524</b> | <b>347</b> | <b>505</b> | <b>4262</b> | <b>248</b> | <b>1765</b> | <b>424</b> | <b>55</b> | <b>.260</b> |      |     |

### Relief Pitching

| CLUB          | W          | L          | PCT         | ERA         | G           | RG         | SV            | IP          | H            | TBF         | R           | ER         | HR         | SH         | SF         | HB          | BB         | IBB         | SO         | WP        | BK          | OPP  | AVG |
|---------------|------------|------------|-------------|-------------|-------------|------------|---------------|-------------|--------------|-------------|-------------|------------|------------|------------|------------|-------------|------------|-------------|------------|-----------|-------------|------|-----|
| PITTSBURGH    | 31         | 16         | .660        | 2.67        | 162         | 162        | 54            | 522.1       | 452          | 2149        | 172         | 155        | 38         | 13         | 13         | 29          | 160        | 21          | 462        | 35        | 1           | .234 |     |
| ST. LOUIS     | 28         | 20         | .583        | 2.82        | 162         | 161        | 62            | 485.0       | 442          | 2058        | 171         | 152        | 39         | 20         | 12         | 18          | 183        | 17          | 466        | 21        | 0           | .242 |     |
| SAN FRANCISCO | 19         | 19         | .500        | 3.33        | 162         | 155        | 41            | 505.0       | 450          | 2084        | 203         | 187        | 50         | 10         | 15         | 12          | 144        | 16          | 430        | 18        | 1           | .236 |     |
| CHICAGO       | 37         | 26         | .587        | 3.38        | 162         | 156        | 48            | 514.2       | 450          | 2154        | 223         | 193        | 42         | 13         | 15         | 16          | 183        | 25          | 511        | 32        | 2           | .234 |     |
| MILWAUKEE     | 23         | 15         | .605        | 3.40        | 162         | 161        | 40            | 530.0       | 472          | 2215        | 220         | 200        | 61         | 18         | 13         | 16          | 183        | 20          | 548        | 26        | 3           | .238 |     |
| WASHINGTON    | 22         | 25         | .468        | 3.46        | 162         | 158        | 41            | 468.1       | 431          | 1959        | 205         | 180        | 41         | 11         | 17         | 23          | 142        | 24          | 421        | 16        | 2           | .244 |     |
| NEW YORK      | 26         | 21         | .553        | 3.48        | 162         | 161        | 50            | 460.0       | 398          | 1919        | 195         | 178        | 42         | 9          | 14         | 17          | 170        | 25          | 446        | 28        | 2           | .233 |     |
| ARIZONA       | 28         | 27         | .509        | 3.56        | 162         | 161        | 44            | 579.1       | 539          | 2462        | 258         | 229        | 61         | 11         | 11         | 15          | 214        | 30          | 514        | 32        | 1           | .244 |     |
| MIAMI         | 22         | 27         | .449        | 3.66        | 162         | 162        | 35            | 516.0       | 462          | 2191        | 228         | 210        | 38         | 13         | 18         | 22          | 214        | 15          | 499        | 24        | 1           | .240 |     |
| PHILADELPHIA  | 25         | 23         | .521        | 3.81        | 162         | 161        | 35            | 543.2       | 555          | 2406        | 262         | 230        | 50         | 16         | 18         | 24          | 227        | 22          | 518        | 32        | 1           | .262 |     |
| LOS ANGELES   | 28         | 28         | .500        | 3.91        | 162         | 156        | 47            | 467.1       | 446          | 1982        | 215         | 203        | 51         | 9          | 14         | 19          | 150        | 18          | 517        | 21        | 2           | .249 |     |
| CINCINNATI    | 22         | 31         | .415        | 3.96        | 162         | 160        | 35            | 549.2       | 512          | 2375        | 266         | 242        | 58         | 23         | 22         | 21          | 230        | 18          | 502        | 31        | 4           | .246 |     |
| SAN DIEGO     | 26         | 22         | .542        | 4.02        | 162         | 161        | 41            | 495.0       | 444          | 2079        | 243         | 221        | 58         | 9          | 21         | 14          | 184        | 19          | 503        | 21        | 1           | .240 |     |
| ATLANTA       | 22         | 29         | .431        | 4.69        | 162         | 159        | 44            | 485.2       | 491          | 2123        | 272         | 253        | 59         | 13         | 20         | 14          | 217        | 24          | 430        | 30        | 2           | .264 |     |
| COLORADO      | 27         | 32         | .458        | 4.70        | 162         | 158        | 36            | 568.2       | 595          | 2507        | 311         | 297        | 56         | 19         | 18         | 17          | 249        | 18          | 491        | 29        | 1           | .270 |     |
| <b>TOTALS</b> | <b>386</b> | <b>361</b> | <b>.517</b> | <b>3.66</b> | <b>2392</b> | <b>653</b> | <b>7690.2</b> | <b>7139</b> | <b>32663</b> | <b>3444</b> | <b>3130</b> | <b>744</b> | <b>207</b> | <b>241</b> | <b>277</b> | <b>2850</b> | <b>312</b> | <b>7258</b> | <b>396</b> | <b>24</b> | <b>.246</b> |      |     |



# Major League Attendance

## AMERICAN LEAGUE

| CLUB           | HOME              |               |             |               | SEASON HIGH   |             | ROAD              |               |             |
|----------------|-------------------|---------------|-------------|---------------|---------------|-------------|-------------------|---------------|-------------|
|                | TOTAL             | AVERAGE       | DATES       | GAMES         | TOTAL         | DATE        | TOTAL             | AVERAGE       | DATES       |
| NEW YORK       | 3,193,795         | 39,922        | 80          | ( 81)         | 48,608        | 8/06        | 2,537,141         | 31,323        | 81          |
| LOS ANGELES    | 3,012,765         | 37,195        | 81          | ( 81)         | 44,489        | 4/10        | 2,345,619         | 28,958        | 81          |
| BOSTON         | 2,880,694         | 35,564        | 81          | ( 81)         | 38,063        | 7/28        | 2,613,343         | 32,263        | 81          |
| TORONTO        | 2,794,891         | 34,505        | 81          | ( 81)         | 48,414        | 4/13        | 2,193,264         | 27,763        | 79          |
| DETROIT        | 2,726,048         | 33,655        | 81          | ( 81)         | 45,030        | 4/06        | 2,347,842         | 29,720        | 79          |
| KANSAS CITY    | 2,708,549         | 33,439        | 81          | ( 81)         | 40,085        | 4/06        | 2,242,224         | 27,682        | 81          |
| TEXAS          | 2,491,875         | 30,764        | 81          | ( 81)         | 48,885        | 4/10        | 2,354,914         | 29,073        | 81          |
| BALTIMORE      | 2,320,588         | 29,751        | 78          | ( 80)         | 46,289        | 7/10        | 2,325,892         | 28,715        | 81          |
| MINNESOTA      | 2,220,054         | 27,408        | 81          | ( 81)         | 40,660        | 7/25        | 2,344,521         | 29,307        | 80          |
| <b>SEATTLE</b> | <b>2,193,041</b>  | <b>27,075</b> | <b>81</b>   | <b>( 81)</b>  | <b>45,909</b> | <b>4/06</b> | <b>2,353,217</b>  | <b>29,052</b> | <b>81</b>   |
| HOUSTON        | 2,153,585         | 26,587        | 81          | ( 81)         | 43,753        | 4/06        | 2,277,838         | 28,121        | 81          |
| OAKLAND        | 1,768,175         | 21,829        | 81          | ( 81)         | 36,067        | 4/06        | 2,391,645         | 29,526        | 81          |
| CHICAGO        | 1,755,810         | 21,948        | 80          | ( 81)         | 39,579        | 8/15        | 2,322,442         | 29,398        | 79          |
| CLEVELAND      | 1,388,905         | 17,806        | 78          | ( 80)         | 35,789        | 4/10        | 2,361,162         | 29,150        | 81          |
| TAMPA BAY      | 1,247,668         | 15,403        | 81          | ( 81)         | 31,042        | 4/06        | 2,283,309         | 28,189        | 81          |
| <b>TOTALS</b>  | <b>34,856,983</b> | <b>28,879</b> | <b>1207</b> | <b>(1213)</b> |               |             | <b>35,294,373</b> | <b>29,217</b> | <b>1208</b> |

## NATIONAL LEAGUE

| CLUB                | HOME              |               |             |               | SEASON HIGH |      | ROAD              |               |             |
|---------------------|-------------------|---------------|-------------|---------------|-------------|------|-------------------|---------------|-------------|
|                     | TOTAL             | AVERAGE       | DATES       | GAMES         | TOTAL       | DATE | TOTAL             | AVERAGE       | DATES       |
| LOS ANGELES         | 3,764,815         | 46,479        | 81          | ( 81)         | 53,518      | 4/06 | 2,796,585         | 34,526        | 81          |
| ST. LOUIS           | 3,520,889         | 43,468        | 81          | ( 81)         | 47,875      | 4/13 | 2,505,425         | 31,318        | 80          |
| SAN FRANCISCO       | 3,375,882         | 41,678        | 81          | ( 81)         | 42,743      | 7/28 | 2,763,811         | 34,121        | 81          |
| CHICAGO             | 2,959,812         | 36,541        | 81          | ( 81)         | 41,688      | 7/12 | 2,753,766         | 34,422        | 80          |
| WASHINGTON          | 2,619,843         | 32,344        | 81          | ( 81)         | 42,295      | 4/06 | 2,418,470         | 30,231        | 80          |
| NEW YORK            | 2,569,753         | 31,725        | 81          | ( 81)         | 43,947      | 4/13 | 2,486,157         | 30,693        | 81          |
| MILWAUKEE           | 2,542,558         | 31,390        | 81          | ( 81)         | 46,032      | 4/06 | 2,562,364         | 31,634        | 81          |
| COLORADO            | 2,506,789         | 31,335        | 80          | ( 81)         | 49,303      | 4/10 | 2,507,923         | 30,962        | 81          |
| PITTSBURGH          | 2,498,596         | 30,847        | 81          | ( 81)         | 39,933      | 4/13 | 2,676,977         | 33,049        | 81          |
| SAN DIEGO           | 2,459,742         | 30,367        | 81          | ( 81)         | 45,282      | 5/16 | 2,569,468         | 31,722        | 81          |
| CINCINNATI          | 2,419,506         | 29,870        | 81          | ( 81)         | 43,633      | 4/06 | 2,566,010         | 32,075        | 80          |
| ARIZONA             | 2,080,145         | 25,681        | 81          | ( 81)         | 49,043      | 4/06 | 2,612,384         | 32,655        | 80          |
| ATLANTA             | 2,001,392         | 25,017        | 80          | ( 81)         | 49,243      | 8/29 | 2,405,662         | 29,700        | 81          |
| PHILADELPHIA        | 1,831,080         | 23,475        | 78          | ( 81)         | 45,549      | 4/06 | 2,503,409         | 30,906        | 81          |
| MIAMI               | 1,752,235         | 21,633        | 81          | ( 81)         | 36,969      | 4/06 | 2,337,236         | 29,215        | 80          |
| <b>TOTALS</b>       | <b>38,903,037</b> | <b>32,151</b> | <b>1210</b> | <b>(1215)</b> |             |      | <b>38,465,647</b> | <b>31,816</b> | <b>1209</b> |
| <b>GRAND TOTALS</b> | <b>73,760,020</b> | <b>30,517</b> | <b>2417</b> | <b>(2428)</b> |             |      | <b>73,760,020</b> | <b>30,517</b> | <b>2417</b> |

## Safeco Field Monthly/Daily Attendance Breakdown

| Monthly Totals       | Dates            | Totals           | Avg.          | Roof Movement |          |          |
|----------------------|------------------|------------------|---------------|---------------|----------|----------|
|                      |                  |                  |               | O             | C        | O/C      |
| April                | 12               | 347,080          | 28,923        | 11            | 1        | 0        |
| May                  | 13               | 397,210          | 30,555        | 11            | 2        | 0        |
| June                 | 15               | 424,540          | 28,303        | 12            | 1        | 2        |
| July                 | 13               | 407,349          | 31,335        | 11            | 0        | 2        |
| August               | 12               | 327,142          | 27,262        | 10            | 0        | 2        |
| September/October    | 16               | 289,720          | 18,108        | 14            | 1        | 1        |
| <b>Season Totals</b> | <b>81</b>        | <b>2,193,041</b> | <b>27,075</b> | <b>69</b>     | <b>5</b> | <b>7</b> |
| By Day:              | Total            | Dates            | Avg.          |               |          |          |
| Monday               | 237,815          | 11               | 21,620        |               |          |          |
| Tuesday              | 235,006          | 12               | 19,584        |               |          |          |
| Wednesday            | 298,634          | 13               | 22,972        |               |          |          |
| Thursday             | 135,151          | 6                | 22,525        |               |          |          |
| Friday               | 404,834          | 13               | 31,141        |               |          |          |
| Saturday             | 455,565          | 13               | 35,043        |               |          |          |
| Sunday               | 426,036          | 13               | 32,772        |               |          |          |
| <b>Totals</b>        | <b>2,193,041</b> | <b>81</b>        | <b>27,075</b> |               |          |          |

# 2015 Safeco Field Attendance



| GAME NO | DATE | DAY | D/N | OPPONENT      | GAME ATTENDANCE | SERIES TOTAL | SEASON TOTALS |
|---------|------|-----|-----|---------------|-----------------|--------------|---------------|
| 1       | 4/6  | Mon | D   | LA Angels     | 45,907          | *            | 45,907        |
| 2       | 4/7  | Tue | N   | LA Angels     | 26,548          |              | 72,455        |
| 3       | 4/8  | Wed | N   | LA Angels     | 25,499          | 97,954       | 97,954        |
| 4       | 4/17 | Fri | N   | Texas         | 36,571          |              | 134,525       |
| 5       | 4/18 | Sat | N   | Texas         | 43,013          |              | 177,538       |
| 6       | 4/19 | Sun | D   | Texas         | 31,667          | 111,251      | 209,205       |
| 7       | 4/20 | Mon | N   | Houston       | 15,126          |              | 224,331       |
| 8       | 4/21 | Tue | N   | Houston       | 13,955          |              | 238,286       |
| 9       | 4/22 | Wed | N   | Houston       | 14,757          | 43,838       | 253,043       |
| 10      | 4/24 | Fri | N   | Minnesota     | 25,220          |              | 278,263       |
| 11      | 4/25 | Sat | N   | Minnesota     | 33,567          |              | 311,830       |
| 12      | 4/26 | Sun | D   | Minnesota     | 35,250          | 94,037       | 347,080       |
| 13      | 5/8  | Fri | N   | Oakland       | 25,191          |              | 372,271       |
| 14      | 5/9  | Sat | N   | Oakland       | 37,462          |              | 409,733       |
| 15      | 5/10 | Sun | D   | Oakland       | 42,833          | 105,486      | 452,566       |
| 16      | 5/12 | Tue | N   | San Diego     | 16,153          |              | 468,719       |
| 17      | 5/13 | Wed | N   | San Diego     | 14,561          | 30,714       | 483,280       |
| 18      | 5/14 | Thu | N   | Boston        | 20,185          |              | 503,465       |
| 19      | 5/15 | Fri | N   | Boston        | 39,503          |              | 542,968       |
| 20      | 5/16 | Sat | N   | Boston        | 45,056          |              | 588,024       |
| 21      | 5/17 | Sun | D   | Boston        | 39,942          | 144,686      | 627,966       |
| 22      | 5/28 | Thu | N   | Cleveland     | 19,450          |              | 647,416       |
| 23      | 5/29 | Fri | N   | Cleveland     | 32,463          |              | 679,879       |
| 24      | 5/30 | Sat | N   | Cleveland     | 32,290          |              | 712,169       |
| 25      | 5/31 | Sun | D   | Cleveland     | 32,121          | 116,324      | 744,290       |
| 26      | 6/1  | Mon | N   | NY Yankees    | 26,086          |              | 770,376       |
| 27      | 6/2  | Tue | N   | NY Yankees    | 27,446          |              | 797,822       |
| 28      | 6/3  | Wed | D   | NY Yankees    | 32,702          | 86,234       | 830,524       |
| 29      | 6/4  | Thu | N   | Tampa Bay     | 16,099          |              | 846,623       |
| 30      | 6/5  | Fri | N   | Tampa Bay     | 20,710          |              | 867,333       |
| 31      | 6/6  | Sat | N   | Tampa Bay     | 31,114          |              | 898,447       |
| 32      | 6/7  | Sun | D   | Tampa Bay     | 27,990          | 95,913       | 926,437       |
| 33      | 6/17 | Wed | N   | San Francisco | 34,850          |              | 961,287       |
| 34      | 6/18 | Thu | N   | San Francisco | 34,405          | 69,255       | 995,692       |
| 35      | 6/19 | Fri | N   | Houston       | 40,956          |              | 1,036,648     |
| 36      | 6/20 | Sat | N   | Houston       | 26,778          |              | 1,063,426     |
| 37      | 6/21 | Sun | D   | Houston       | 40,905          | 108,639      | 1,104,331     |
| 38      | 6/22 | Mon | N   | Kansas City   | 23,588          |              | 1,127,919     |
| 39      | 6/23 | Tue | N   | Kansas City   | 17,514          |              | 1,145,433     |
| 40      | 6/24 | Wed | N   | Kansas City   | 23,397          | 64,499       | 1,168,830     |
| 41      | 7/6  | Mon | N   | Detroit       | 22,584          |              | 1,191,414     |
| 42      | 7/7  | Tue | N   | Detroit       | 21,823          |              | 1,213,237     |
| 43      | 7/8  | Wed | D   | Detroit       | 26,523          | 70,930       | 1,239,760     |
| 44      | 7/9  | Thu | N   | LA Angels     | 28,170          |              | 1,267,930     |
| 45      | 7/10 | Fri | N   | LA Angels     | 29,689          |              | 1,297,619     |
| 46      | 7/11 | Sat | N   | LA Angels     | 40,791          |              | 1,338,410     |
| 47      | 7/12 | Sun | D   | LA Angels     | 36,963          | 135,613      | 1,375,373     |
| 48      | 7/24 | Fri | N   | Toronto       | 43,331          |              | 1,418,704     |
| 49      | 7/25 | Sat | D   | Toronto       | 45,042          |              | 1,463,746     |
| 50      | 7/26 | Sun | D   | Toronto       | 35,248          | 123,621      | 1,498,994     |
| 51      | 7/27 | Mon | N   | Arizona       | 19,572          |              | 1,518,566     |
| 52      | 7/28 | Tue | N   | Arizona       | 25,111          |              | 1,543,677     |
| 53      | 7/29 | Wed | D   | Arizona       | 32,502          | 77,185       | 1,576,179     |
| 54      | 8/7  | Fri | N   | Texas         | 29,380          |              | 1,605,559     |
| 55      | 8/8  | Sat | D   | Texas         | 39,143          |              | 1,644,702     |
| 56      | 8/9  | Sun | D   | Texas         | 29,962          | 98,485       | 1,674,664     |
| 57      | 8/10 | Mon | N   | Baltimore     | 20,846          |              | 1,695,510     |
| 58      | 8/11 | Tue | N   | Baltimore     | 24,859          |              | 1,720,369     |
| 59      | 8/12 | Wed | D   | Baltimore     | 25,708          | 71,413       | 1,746,077     |
| 60      | 8/21 | Fri | N   | Chicago WS    | 35,770          |              | 1,781,847     |
| 61      | 8/22 | Sat | N   | Chicago WS    | 32,101          |              | 1,813,948     |
| 62      | 8/23 | Sun | D   | Chicago WS    | 30,542          | 98,413       | 1,844,490     |
| 63      | 8/24 | Mon | N   | Oakland       | 17,980          |              | 1,862,470     |
| 64      | 8/25 | Tue | N   | Oakland       | 17,502          |              | 1,879,972     |
| 65      | 8/26 | Wed | D   | Oakland       | 23,349          | 58,831       | 1,903,321     |
| 66      | 9/7  | Mon | D   | Texas         | 18,508          |              | 1,921,829     |
| 67      | 9/8  | Tue | N   | Texas         | 13,389          |              | 1,935,218     |
| 68      | 9/9  | Wed | N   | Texas         | 14,330          |              | 1,949,548     |
| 69      | 9/10 | Thu | D   | Texas         | 16,842          | 63,069       | 1,966,390     |
| 70      | 9/11 | Fri | N   | Colorado      | 19,911          |              | 1,986,301     |
| 71      | 9/12 | Sat | N   | Colorado      | 24,750          |              | 2,011,051     |
| 72      | 9/13 | Sun | D   | Colorado      | 21,851          | 66,512       | 2,032,902     |
| 73      | 9/14 | Mon | N   | LA Angels     | 13,683          |              | 2,046,585     |
| 74      | 9/15 | Tue | N   | LA Angels     | 15,375          |              | 2,061,960     |
| 75      | 9/16 | Wed | N   | LA Angels     | 16,197          | 45,255       | 2,078,157     |
| 76      | 9/28 | Mon | N   | Houston       | 13,935          |              | 2,092,092     |
| 77      | 9/29 | Tue | N   | Houston       | 15,331          |              | 2,107,423     |
| 78      | 9/30 | Wed | N   | Houston       | 14,259          | 43,525       | 2,121,682     |
| 79      | 10/2 | Fri | N   | Oakland       | 26,139          |              | 2,147,821     |
| 80      | 10/3 | Sat | N   | Oakland       | 24,458          |              | 2,172,279     |
| 81      | 10/4 | Sun | D   | Oakland       | 20,762          | 71,359       | 2,193,041     |

\* Sellouts (1)



# April Review (10-12)

## RECORD BREAKDOWN

|                     |  |
|---------------------|--|
| Overall .....       |  |
| 10-12 .....         |  |
| Home .....          |  |
| 5-7 .....           |  |
| Away .....          |  |
| 5-5 .....           |  |
| Day 4-1 .....       |  |
| Night .....         |  |
| 6-11 .....          |  |
| 1-Run / 2-Run ..... |  |
| 5-3 / 3-5 .....     |  |
| AL West .....       |  |
| 9-7 .....           |  |
| AL Central .....    |  |
| 1-2 .....           |  |
| AL East .....       |  |
| 0-0 .....           |  |
| Interleague .....   |  |
| 0-3 .....           |  |

## AL WEST STANDINGS

| Team | W  | L  | GB  |
|------|----|----|-----|
| HOU  | 15 | 7  | --  |
| LAA  | 11 | 11 | 4.0 |
| SEA  | 10 | 12 | 5.0 |
| OAK  | 9  | 14 | 6.5 |
| TEX  | 7  | 14 | 7.5 |

## DAYS BY PLACE IN AL WEST

|        |
|--------|
| 1st 2  |
| 2nd 4  |
| 3rd 10 |
| 4th 3  |
| 5th 6  |

## BATTING LEADERS

|                              |  |
|------------------------------|--|
| Games .....                  |  |
| Six Players - 22             |  |
| Batting Average .....        |  |
| Cruz - .322                  |  |
| Hits Cruz - 28               |  |
| Runs .....                   |  |
| Cruz / Canó - 14             |  |
| 2B Canó - 8                  |  |
| 3B Cruz / Miller / Smith - 1 |  |
| HR Cruz - 10                 |  |
| RBI Cruz - 22                |  |
| BB Cruz / Seager - 7         |  |
| SO Zunino - 27               |  |
| OBP .....                    |  |
| Cruz - .372                  |  |
| SLG .....                    |  |
| Cruz - .724                  |  |
| OPS .....                    |  |
| Cruz - 1.096                 |  |
| XBH .....                    |  |
| Cruz - 14                    |  |
| SB Jackson - 4               |  |
| CS Jackson - 2               |  |
| TB Cruz - 63                 |  |
| Multi-Hit .....              |  |
| Canó / Cruz - 8              |  |

## PITCHING LEADERS

|                             |  |
|-----------------------------|--|
| W (starter) .....           |  |
| Hernandez - 4               |  |
| W (reliever) .....          |  |
| Medina / Olson / Rodney - 1 |  |
| L (starter) .....           |  |
| Paxton / Walker - 2         |  |
| L (reliever) .....          |  |
| Leone - 2                   |  |
| Saves .....                 |  |
| Rodney - 7                  |  |
| GS Hernandez / Paxton - 5   |  |

**TEAM NOTES**...finished the opening month of the season with a 10-12 record...finished the month 3rd in the AL West standings, 5.0 games back of the division-leading Astros...closed the month out by winning 3 of last 4 games and 7 of final 12...started slow, posting a 3-7 record through first 10 games...established club record with 18 consecutive games decided by 3 or fewer runs...16 of 22 games were against the AL West (9-7)...played earliest Interleague games in franchise history (went 0-3 at Los Angeles Dodgers).

## ODDS AND ENDS...

- **Felix Hernandez** went 4-0 with a 1.82 ERA (7 ER, 34.2 IP) in 5 starts with 36 strikeouts...4 wins tied a club record...shutout of Twins on April 24 was 24th career complete game and 11th career shutout.
- **Nelson Cruz** led the team in hits Cruz (28), home runs (10), RBI (22) and total bases (63).
- **Tyler Olson, Jesus Sucre, Carson Smith and Taijuan Walker** made their first career Opening Day rosters while **Felix Hernandez** and **Robinson Canó** made their 10th OD roster appearances.
- The Mariners lead MLB with 5 extra-inning games (2-3)
- **Fernando Rodney** recorded 7 saves in April, ranking 4th in the AL
- The Mariners were 8-1 in April when **J.A. Happ** (2-1) & **Felix Hernandez** (4-0) start
- On April 29, **Felix Hernandez** passed Jamie Moyer (2093.0 IP) to become the Mariners all-time leader in innings pitched with 2,095.1
- **Robinson Canó** posted an 11-game hitting streak April 13-25, batting .409 (18x44) with 9 runs scored, 6 doubles, 1 home run and 5 RBI over that stretch...finished April with AL-leading 8 doubles
- **Tyler Olson** made his MLB debut, recording his first win in Oakland on April 11.

**WELCOME TO SEATTLE**...**Nelson Cruz** finished April tied for the MLB lead in RBI (22) and home runs (10) with Boston's Hanley Ramirez...became the first Mariners player with 20 or more RBI in the opening month of a season (March/April) since Raul Ibanez recorded 20 in 28 games in 2008...10 home runs are 3rd-most in the opening month (March/April) of a Mariners season: Ken Griffey Jr. (13 in 26 G in 1997, 11 in 27 G in 1998, Cruz (10 in 22 G in 2015).

**OPENING DAY WIN STREAK**...the Mariners extended their Opening Day winning streak to 9 consecutive games (old record was 5 straight from 1982-86) with a 4-1 win over the Angels on April 6...it is the longest OD winning streak since the Cincinnati Reds posted 9 straight OD wins from 1983-1991, and is tied for the longest American League Opening Day win streak with the St. Louis Browns (9 straight, 1937-45)...the 9 consecutive wins are tied for the 2nd-most all-time behind the Boston Beaneaters, who won 10 straight from 1887-1896...the Mariners are 24-15 in season openers, and won 10 of the last 11 season openers.

**KING OF OPENING DAY**...**Felix Hernandez** made his club-record 8th career Opening Day start, and 7th consecutive, on April 6 vs. the Angels, earning the win while allowing 1 run on 2 hits over 7.0 IP...was 7th consecutive OD start (2007 vs. OAK, 2009 at MIN, 2010 at OAK, 2011 at OAK, 2012 at OAK-Tokyo, 2013 at OAK, 2014 at LAA, 2015 vs LAA)...improves to 6-0, 1.49 ERA (10 ER, 61.1 IP) with 62 strikeouts on OD...**6 OD wins are T8th all-time.**

**TEXAS SWEEP**...the Mariners closed out April with a three-game sweep of the Rangers in Arlington...it was the first sweep in Texas since sweeping a four-game series April 12-15, 2002...**Felix Hernandez** earned the win in the final game of the series, picking up his first victory in Arlington since Sept. 28, 2010.

**SCORELESS SMITH**...**Carson Smith** picked up right where he left off last season, not allowing a run through his first 20 Major League games and 18.1 innings...established a club record for most consecutive appearances to open a career without allowing a run and consecutive scoreless innings to open a career...previous marks were 13 appearances by Mark Lowe (2006) and Tim Davis (1994) and 17.2 innings by Lowe...Smith's games streak is the third-longest in MLB history, behind Brad Ziegler (29 G, Oak - 2008) and Matt Smith (22 G, NYY/PHI - 2006).

**NAIL BITERS**...the Mariners played a club-record 18 consecutive games decided by 3 or fewer runs...Seattle was 9-9 in the 18-game stretch, which included 8 games decided by one run (5 3), 6 games decided by 2 runs (3-3) and 4 games decided by 3 runs (1-3)...21 of 22 games were decided by 3 or fewer runs, and the Mariners were the only team to not record a win by at least a 4-run margin...previous club record was 13 consecutive games in 1979 and 2010...dating back to 2000, the 18-game streak is tied for the 4th-longest in MLB.

**PITCHING TURNAROUND**...the Mariners had quite the turnaround on the mound in April, going from a 4.95 team ERA in the first 12 games (through 4/19) to a 2.73 mark in the last 10 games (since 4/20)...had the highest ERA in the American League in the 12-game span to open the season, but had the 3rd-best since April 20...over the last 9 games, the Mariners starting pitchers combined for a 1.67 ERA (11 ER, 59.1 IP) with 60 strikeouts...during that stretch the starters lowered their season ERA from 6.21 (last in AL) to 4.14 (currently 6th in AL) at the end of April...Seattle starters did not allowed more than 2 earned runs in each of the last 9 games and 11 of the last 13.

# April Review (10-12)



| PLAYER           | AVG         | G         | AB         | R         | H          | TB         | 2B        | 3B       | HR        | RBI       | SH       | SF       | HP       | BB        | IBB       | SO         | SB        | CS       | GI        |           |             | PINCH HIT   |           |          |          |          |
|------------------|-------------|-----------|------------|-----------|------------|------------|-----------|----------|-----------|-----------|----------|----------|----------|-----------|-----------|------------|-----------|----------|-----------|-----------|-------------|-------------|-----------|----------|----------|----------|
|                  |             |           |            |           |            |            |           |          |           |           |          |          |          |           |           |            |           |          | DP        | E         | SLG         | OBP         | AB        | H        | HR       | RBI      |
| Ackley, D        | .196        | 19        | 56         | 6         | 11         | 21         | 1         | 0        | 3         | 3         | 1        | 0        | 0        | 3         | 0         | 10         | 0         | 0        | 0         | 0         | .375        | .237        | 3         | 0        | 0        | 0        |
| Bloomquist, W    | .250        | 8         | 20         | 1         | 5          | 5          | 0         | 0        | 0         | 1         | 0        | 0        | 1        | 0         | 0         | 4          | 1         | 0        | 0         | 0         | .250        | .286        | 3         | 0        | 0        | 0        |
| Canó, R          | .253        | 22        | 91         | 14        | 23         | 34         | 8         | 0        | 1         | 6         | 0        | 0        | 0        | 5         | 1         | 14         | 0         | 1        | 4         | 2         | .374        | .292        | 0         | 0        | 0        | 0        |
| Cruz, N          | .322        | 22        | 87         | 14        | 28         | 63         | 3         | 1        | 10        | 22        | 0        | 0        | 0        | 7         | 2         | 18         | 1         | 0        | 1         | 1         | .724        | .372        | 0         | 0        | 0        | 0        |
| Jackson, A       | .250        | 22        | 88         | 10        | 22         | 30         | 2         | 0        | 2         | 4         | 1        | 0        | 0        | 4         | 0         | 18         | 4         | 2        | 1         | 2         | .341        | .283        | 0         | 0        | 0        | 0        |
| Miller, B        | .277        | 22        | 65         | 4         | 18         | 26         | 3         | 1        | 1         | 7         | 2        | 1        | 0        | 6         | 0         | 15         | 3         | 1        | 0         | 3         | .400        | .333        | 1         | 0        | 0        | 0        |
| Morrison, L      | .197        | 21        | 76         | 4         | 15         | 19         | 1         | 0        | 1         | 4         | 0        | 0        | 0        | 4         | 0         | 9          | 1         | 0        | 2         | 0         | .250        | .238        | 0         | 0        | 0        | 0        |
| Ruggiano, J      | .240        | 16        | 25         | 4         | 6          | 8          | 2         | 0        | 0         | 0         | 0        | 0        | 0        | 5         | 0         | 7          | 2         | 0        | 0         | 1         | .320        | .367        | 3         | 2        | 0        | 0        |
| Seager, K        | .266        | 22        | 79         | 5         | 21         | 32         | 5         | 0        | 2         | 12        | 0        | 1        | 0        | 7         | 1         | 9          | 1         | 1        | 2         | 4         | .405        | .322        | 0         | 0        | 0        | 0        |
| Smith, S         | .283        | 16        | 46         | 7         | 13         | 22         | 4         | 1        | 1         | 6         | 0        | 2        | 0        | 6         | 0         | 7          | 0         | 0        | 3         | 0         | .478        | .352        | 1         | 0        | 0        | 0        |
| Sucre, J         | .000        | 3         | 7          | 0         | 0          | 0          | 0         | 0        | 0         | 0         | 1        | 0        | 0        | 0         | 0         | 0          | 0         | 0        | 0         | 0         | .000        | .000        | 0         | 0        | 0        | 0        |
| Weeks Jr, R      | .205        | 15        | 39         | 4         | 8          | 14         | 0         | 0        | 2         | 5         | 0        | 0        | 1        | 4         | 0         | 12         | 0         | 0        | 2         | 0         | .359        | .295        | 6         | 1        | 1        | 3        |
| Zunino, M        | .129        | 22        | 62         | 6         | 8          | 15         | 1         | 0        | 2         | 3         | 0        | 1        | 1        | 6         | 0         | 27         | 0         | 0        | 3         | 1         | .242        | .214        | 0         | 0        | 0        | 0        |
| Iwakuma, H       | .000        | 3         | 2          | 0         | 0          | 0          | 0         | 0        | 0         | 0         | 1        | 0        | 0        | 0         | 0         | 2          | 0         | 0        | 0         | 0         | .000        | .000        | 0         | 0        | 0        | 0        |
| Paxton, J        | .000        | 5         | 2          | 0         | 0          | 0          | 0         | 0        | 0         | 0         | 0        | 0        | 0        | 0         | 0         | 2          | 0         | 0        | 0         | 0         | .000        | .000        | 0         | 0        | 0        | 0        |
| Walker, T        | .000        | 4         | 1          | 0         | 0          | 0          | 0         | 0        | 0         | 0         | 0        | 0        | 0        | 0         | 0         | 1          | 0         | 0        | 0         | 0         | .000        | .000        | 0         | 0        | 0        | 0        |
| <b>SEATTLE</b>   | <b>.239</b> | <b>22</b> | <b>746</b> | <b>79</b> | <b>178</b> | <b>289</b> | <b>30</b> | <b>3</b> | <b>25</b> | <b>73</b> | <b>6</b> | <b>5</b> | <b>3</b> | <b>57</b> | <b>4</b>  | <b>155</b> | <b>13</b> | <b>5</b> | <b>18</b> | <b>16</b> | <b>.387</b> | <b>.293</b> | <b>17</b> | <b>3</b> | <b>1</b> | <b>3</b> |
| <b>OPPONENTS</b> | <b>.250</b> | <b>22</b> | <b>773</b> | <b>96</b> | <b>193</b> | <b>288</b> | <b>49</b> | <b>2</b> | <b>14</b> | <b>91</b> | <b>6</b> | <b>4</b> | <b>8</b> | <b>72</b> | <b>12</b> | <b>178</b> | <b>7</b>  | <b>7</b> | <b>12</b> | <b>11</b> | <b>.373</b> | <b>.319</b> | <b>16</b> | <b>3</b> | <b>1</b> | <b>4</b> |
| <b>DH</b>        | <b>.213</b> | <b>22</b> | <b>75</b>  | <b>8</b>  | <b>16</b>  | <b>31</b>  | <b>4</b>  | <b>1</b> | <b>3</b>  | <b>9</b>  | <b>0</b> | <b>1</b> | <b>1</b> | <b>5</b>  | <b>1</b>  | <b>14</b>  | <b>0</b>  | <b>0</b> | <b>4</b>  | <b>0</b>  | <b>.413</b> | <b>.268</b> | <b>3</b>  | <b>1</b> | <b>1</b> | <b>3</b> |
| <b>PITCHERS</b>  | <b>.000</b> | <b>12</b> | <b>5</b>   | <b>0</b>  | <b>0</b>   | <b>0</b>   | <b>0</b>  | <b>0</b> | <b>0</b>  | <b>0</b>  | <b>1</b> | <b>0</b> | <b>0</b> | <b>0</b>  | <b>0</b>  | <b>5</b>   | <b>0</b>  | <b>0</b> | <b>0</b>  | <b>0</b>  | <b>.000</b> | <b>.000</b> | <b>0</b>  | <b>0</b> | <b>0</b> | <b>0</b> |

| PITCHER          | R/L | W         | L         | ERA         | G         | GS        | CG       | GF        | SHO      | SV       | IP           | H          | R         | ER        | HR        | HB       | BB        | IBB       | SO         | WP       | BK       | OPP         |     |
|------------------|-----|-----------|-----------|-------------|-----------|-----------|----------|-----------|----------|----------|--------------|------------|-----------|-----------|-----------|----------|-----------|-----------|------------|----------|----------|-------------|-----|
|                  |     |           |           |             |           |           |          |           |          |          |              |            |           |           |           |          |           |           |            |          |          | AVG         | AVG |
| Elias, R         | L   | 0         | 0         | 3.18        | 1         | 1         | 0        | 0         | 0        | 0        | 5.2          | 6          | 2         | 2         | 0         | 1        | 3         | 0         | 6          | 0        | 0        | .273        |     |
| Farquhar, D      | R   | 0         | 1         | 4.38        | 10        | 0         | 0        | 2         | 0        | 0        | 12.1         | 12         | 6         | 6         | 1         | 0        | 4         | 1         | 11         | 1        | 0        | .261        |     |
| Furbush, C       | L   | 0         | 1         | 3.18        | 11        | 0         | 0        | 0         | 0        | 0        | 5.2          | 5          | 3         | 2         | 0         | 0        | 1         | 0         | 5          | 3        | 0        | .217        |     |
| Happ, J          | L   | 2         | 1         | 2.30        | 4         | 4         | 0        | 0         | 0        | 0        | 27.1         | 26         | 7         | 7         | 2         | 0        | 3         | 0         | 18         | 0        | 0        | .250        |     |
| Hernandez, F     | R   | 4         | 0         | 1.82        | 5         | 5         | 1        | 0         | 1        | 0        | 34.2         | 22         | 7         | 7         | 1         | 3        | 6         | 0         | 36         | 0        | 0        | .182        |     |
| Iwakuma, H       | R   | 0         | 1         | 6.61        | 3         | 3         | 0        | 0         | 0        | 0        | 16.1         | 20         | 13        | 12        | 5         | 0        | 3         | 0         | 11         | 0        | 0        | .308        |     |
| Leone, D         | R   | 0         | 2         | 4.32        | 7         | 0         | 0        | 2         | 0        | 0        | 8.1          | 7          | 5         | 4         | 0         | 0        | 6         | 1         | 4          | 2        | 0        | .219        |     |
| Medina, Y        | R   | 1         | 0         | 2.70        | 10        | 0         | 0        | 3         | 0        | 1        | 10.0         | 10         | 4         | 3         | 0         | 0        | 6         | 0         | 8          | 1        | 0        | .250        |     |
| Olson, T         | L   | 1         | 1         | 4.82        | 9         | 0         | 0        | 3         | 0        | 0        | 9.1          | 11         | 5         | 5         | 0         | 1        | 9         | 6         | 7          | 0        | 0        | .324        |     |
| Paxton, J        | L   | 0         | 2         | 5.74        | 5         | 5         | 0        | 0         | 0        | 0        | 26.2         | 30         | 20        | 17        | 4         | 0        | 8         | 0         | 26         | 1        | 0        | .268        |     |
| Rodney, F        | R   | 1         | 1         | 5.23        | 11        | 0         | 0        | 9         | 0        | 7        | 10.1         | 11         | 6         | 6         | 0         | 0        | 6         | 1         | 11         | 0        | 0        | .275        |     |
| Smith, C         | R   | 0         | 0         | 0.00        | 11        | 0         | 0        | 1         | 0        | 0        | 10.0         | 3          | 0         | 0         | 0         | 1        | 3         | 1         | 11         | 0        | 0        | .088        |     |
| Walker, T        | R   | 1         | 2         | 6.86        | 4         | 4         | 0        | 0         | 0        | 0        | 19.2         | 25         | 16        | 15        | 1         | 2        | 11        | 1         | 19         | 1        | 0        | .309        |     |
| Wilhelmsen       | R   | 0         | 0         | 6.75        | 2         | 0         | 0        | 0         | 0        | 0        | 2.2          | 5          | 2         | 2         | 0         | 0        | 1         | 1         | 3          | 0        | 0        | .385        |     |
| <b>SEATTLE</b>   |     | <b>10</b> | <b>12</b> | <b>3.93</b> | <b>22</b> | <b>22</b> | <b>1</b> | <b>21</b> | <b>1</b> | <b>8</b> | <b>201.1</b> | <b>193</b> | <b>96</b> | <b>88</b> | <b>14</b> | <b>8</b> | <b>72</b> | <b>12</b> | <b>178</b> | <b>9</b> | <b>0</b> | <b>.250</b> |     |
| <b>OPPONENTS</b> |     | <b>12</b> | <b>10</b> | <b>3.23</b> | <b>22</b> | <b>22</b> | <b>1</b> | <b>21</b> | <b>2</b> | <b>7</b> | <b>200.2</b> | <b>178</b> | <b>79</b> | <b>72</b> | <b>25</b> | <b>3</b> | <b>57</b> | <b>4</b>  | <b>155</b> | <b>9</b> | <b>0</b> | <b>.239</b> |     |

| DATE | D/N | OPPONENT | RESULT | SCORE    | REC   | POS. | GA/GB | WINNING PITCHER | LOSING PITCHER  | SAVE          | TIME | ATT    |
|------|-----|----------|--------|----------|-------|------|-------|-----------------|-----------------|---------------|------|--------|
| 4/6  | D   | LAA      | W      | 4-1      | 1-0   | T1   | +1.0  | Hernandez (1-0) | Weaver (0-1)    | Rodney (1)    | 2:33 | 45,907 |
| 4/7  | N   | LAA      | L      | 0-2      | 1-1   | T2   | -0.5  | Wilson (1-0)    | Paxton (0-1)    | Street (1)    | 2:13 | 26,548 |
| 4/8  | N   | LAA      | L      | 3-5      | 1-2   | T4   | -1.0  | Shoemaker (1-0) | Iwakuma (0-1)   | Street (2)    | 2:48 | 25,499 |
| 4/9  |     | Off Day  |        |          |       | T4   | -1.0  |                 |                 |               |      |        |
| 4/10 | N   | @OAK     | L      | 0-12     | 1-3   | 5    | -1.5  | Pomeranz (1-0)  | Walker (0-1)    | --            | 2:44 | 30,114 |
| 4/11 | D   | @OAK     | W      | 5-4 (11) | 2-3   | T3   | -0.5  | Olson (1-0)     | Abad (0-1)      | Rodney (2)    | 3:39 | 24,355 |
| 4/12 | D   | @OAK     | W      | 8-7 (10) | 3-3   | T1   | --    | Rodney (1-0)    | Clippard (0-1)  | Medina (1)    | 3:11 | 32,282 |
| 4/13 | N   | @LAD     | L      | 5-6 (10) | 3-4   | T2   | -0.5  | Garcia (1-0)    | Leone (0-1)     | --            | 3:04 | 42,202 |
| 4/14 | N   | @LAD     | L      | 5-6      | 3-5   | T3   | -1.5  | Garcia (2-0)    | Rodney (1-1)    | --            | 3:40 | 43,115 |
| 4/15 | N   | @LAD     | L      | 2-5      | 3-6   | 5    | -1.5  | Anderson (1-0)  | Walker (0-2)    | --            | 2:53 | 51,287 |
| 4/16 |     | Off Day  |        |          |       | 5    | -1.5  |                 |                 |               |      |        |
| 4/17 | N   | TEX      | L      | 1-3      | 3-7   | 5    | -2.0  | Gallardo (2-1)  | Happ (0-1)      | Feliz (2)     | 3:00 | 36,571 |
| 4/18 | N   | TEX      | W      | 3-1      | 4-7   | 5    | -1.5  | Hernandez (2-0) | Lewis (1-1)     | Rodney (3)    | 3:00 | 43,013 |
| 4/19 | D   | TEX      | W      | 11-10    | 5-7   | T3   | -1.0  | Medina (1-0)    | Feliz (0-1)     | --            | 3:45 | 31,667 |
| 4/20 | N   | HOU      | L      | 5-7      | 5-8   | T3   | -2.0  | Sipp (1-0)      | Farquhar (0-1)  | Gregerson (3) | 3:36 | 15,126 |
| 4/21 | N   | HOU      | L      | 3-6      | 5-9   | 5    | -3.0  | McHugh (3-0)    | Furbush (0-1)   | Qualls (1)    | 3:00 | 13,955 |
| 4/22 | N   | HOU      | W      | 3-2      | 6-9   | T3   | -2.0  | Happ (1-1)      | Hernandez (0-2) | Rodney (4)    | 2:34 | 14,757 |
| 4/23 |     | Off Day  |        |          |       | T4   | -2.0  |                 |                 |               |      |        |
| 4/24 | N   | MIN      | W      | 2-0      | 7-9   | T3   | -2.0  | HERNANDEZ (3-0) | Hughes (0-4)    | --            | 2:03 | 25,220 |
| 4/25 | N   | MIN      | L      | 5-8      | 7-10  | T3   | -3.0  | Stauffer (1-0)  | Paxton (0-2)    | Perkins (4)   | 3:26 | 33,567 |
| 4/26 | D   | MIN      | L      | 2-4 (11) | 7-11  | T3   | -4.0  | Fien (1-1)      | Olson (1-1)     | Perkins (5)   | 3:40 | 35,250 |
| 4/27 | N   | @TEX     | W      | 3-1      | 8-11  | 3    | -4.0  | Walker (1-2)    | Gallardo (2-3)  | Rodney (5)    | 2:47 | 19,748 |
| 4/28 | N   | @TEX     | W      | 2-1      | 9-11  | T2   | -4.0  | Happ (2-1)      | Detwiler (0-3)  | Rodney (6)    | 2:43 | 23,714 |
| 4/29 | N   | @TEX     | W      | 5-2      | 10-11 | T2   | -4.0  | Hernandez (4-0) | Rodriguez (0-1) | Rodney (7)    | 3:05 | 26,037 |
| 4/30 | N   | @HOU     | L      | 2-3 (10) | 10-12 | 3    | -5.0  | Gregerson (2-0) | Leone (0-2)     | --            | 3:01 | 19,108 |

|                     |                      |                              |                  |                   |                                   |
|---------------------|----------------------|------------------------------|------------------|-------------------|-----------------------------------|
| <b>APRIL TOTALS</b> | <b>Record: 10-12</b> | <b>Batting Average: .239</b> | <b>ERA: 3.93</b> | <b>FLD%: .981</b> | <b>Average Time of Game: 3:01</b> |
|---------------------|----------------------|------------------------------|------------------|-------------------|-----------------------------------|





# May Review (14-14)

## RECORD BREAKDOWN

|                     |  |
|---------------------|--|
| Overall .....       |  |
| 14-14               |  |
| Home .....          |  |
| 7-6                 |  |
| Away .....          |  |
| 7-8                 |  |
| Day 4-4             |  |
| Night .....         |  |
| 10-10               |  |
| 1-Run / 2-Run ..... |  |
| 8-7 / 1-2           |  |
| AL West .....       |  |
| 4-5                 |  |
| AL Central .....    |  |
| 1-3                 |  |
| AL East .....       |  |
| 8-5                 |  |
| Interleague .....   |  |
| 1-1                 |  |

## AL WEST STANDINGS

| Team | W  | L  | GB   |
|------|----|----|------|
| HOU  | 31 | 20 | --   |
| LAA  | 27 | 24 | 4.0  |
| TEX  | 26 | 25 | 5.0  |
| SEA  | 24 | 26 | 6.5  |
| OAK  | 20 | 33 | 12.0 |

## DAYS BY PLACE IN AL WEST

|     |    |
|-----|----|
| 1st | 0  |
| 2nd | 2  |
| 3rd | 20 |
| 4th | 7  |
| 5th | 2  |

## BATTING LEADERS

|                         |  |
|-------------------------|--|
| Games .....             |  |
| Three Players - 28      |  |
| Batting Average .....   |  |
| Cruz - .346             |  |
| Hits Cruz - 37          |  |
| Runs .....              |  |
| Cruz - 18               |  |
| 2B Smith - 7            |  |
| 3B Morrison - 2         |  |
| HR Cruz - 8             |  |
| RBI Seager - 17         |  |
| BB Morrison - 16        |  |
| SO Cruz - 34            |  |
| OBP .....               |  |
| Cruz - .407             |  |
| SLG .....               |  |
| Cruz - .607             |  |
| OPS .....               |  |
| Cruz - 1.014            |  |
| XBH .....               |  |
| Seager - 13             |  |
| SB Jackson / Taylor - 2 |  |
| CS Four Players - 2     |  |
| TB Cruz - 65            |  |
| Multi-Hit .....         |  |
| Cruz - 12               |  |

## PITCHING LEADERS

|                              |  |
|------------------------------|--|
| W (starter) .....            |  |
| Hernandez - 4                |  |
| W (reliever) .....           |  |
| Three Players - 1            |  |
| L (starter) .....            |  |
| Walker - 2                   |  |
| L (reliever) .....           |  |
| Farquhar / Leone / Smith - 2 |  |
| Saves .....                  |  |

**TEAM NOTES**...finished May with a 14-14 record...finished the month 4th in the AL West standings, 6.5 games back of the division-leading Astros...closed the month out by winning 4 of last 7 games and 7 of final 13...opened month going 2-5 before winning 4-straight games and 12 of the final 21 despite losing 3 of the final 4 games...3-4-2 in 9 series in May including 3-game sweeps of Tampa Bay and Oakland...13 of 28 games against AL East (8-5) and 9 against AL West (4-5).

## ODDS AND ENDS...

- **Nelson Cruz** led the team in hits (37), home runs (8), average (.346) runs (18) and total bases (65)
- Cruz recorded career hit #1,000 on May 26 at Tampa Bay with an infield hit in the 10th inning
- Cruz tied a Major League record with a home run against San Diego on May 12, homering in his 5th-straight Interleague game
- The Mariners played 3 extra-inning games (2-1) and led MLB with 8 extra-inning games through May
- **Fernando Rodney** recorded 7 saves in May, ranking T6th in the AL and giving him 234 for his career, 6th most among active closers
- **Kyle Seager** had a 12-game hitting-streak snapped on May 27, the longest by a Mariners player this season...hit .400 (18x45) with 5 HR and 10 RBI during the streak.
- The Mariners hit 6 home runs on May 12 against San Diego, hitting 6 in a game for the 1st time since Aug. 27, 2004 and just the 2nd time at Safeco Field (also Aug. 27, 2004)
- **Logan Morrison** recorded his first career walk-off hit with a solo home run in the bottom of the 11th against Oakland on May 8. It was the Mariners first walk-off home run since April 23, 2014.
- **Lloyd McClendon** recorded his 100th career win with the Mariners on May 9 becoming the 2nd fastest Mariners manager to reach 100 wins (192 games).

**KING FELIX**...**Felix Hernandez** posted a 4-1 record with a 2.00 ERA...15th career month with an ERA of 2.00 or lower during his career and 5th in the past 6th months...passed Johan Santana to become all-time strikeout leader by a Venezuelan-born pitcher with 1,995 on May 4...recorded 2,000th career strikeout on May 10 vs Oakland, becoming 4th youngest player to reach milestone...threw 2nd complete-game shutout of the season with a 4-hit, 8-strikeout performance at Tampa Bay May 27.

**CRUZ CONTINUES TO CRUISE**...Newcomer **Nelson Cruz** continued to pace the Mariners offense, leading the team in average (.346), hits (37), runs (18), home runs (8), OPS (1.014) and total bases (65)...was 4th in the AL in home runs and average and 3rd in hits...recorded an 8-game hitting streak from May 6-15, batting .467 (14x30) over that stretch, just missing his season-high 9-game streak in April...hit safely in 23 of 28 games in May.

**PAXTON POWER**...**James Paxton** posted an impressive 3-1 record and 1.99 ERA before a finger injury sent him to the DL on May 28...prior to that start, was 3-0 with a 1.33 ERA (4 ER, 27.0 IP), allowing 3 ER in 4.2 IP after the injury...the 1.99 ERA was the 6th lowest in the AL in May...recorded a career-high scoreless streak of 20.0 innings spanning May 5-17, the longest by a Mariners pitcher this season.

**SEAGER SALAMI**...**Kyle Seager** hit a first-pitch grand slam home run in the 8th on May 26, snapping the Mariners salami-less streak at 140 plate appearances (a club record) with the bases loaded...prior to that, the last Seattle slam was Sept. 28, 2013 (by Brad Miller vs. OAK)...Seager added a solo home run in the 10th inning to give the Mariners a 7-6 win.

**WEEK OF MILLER**...Brad Miller earned AL Player of the Week honors for the period ending May 17...batted .429 (9x21) with 4 home runs, 3 doubles, 6 runs scored, 5 RBIs and a 1.643 OPS...2nd time Miller earned Player of the Week honors (July 20, 2013).

**PAIR OF SWEEPS**...the Mariners recorded a pair of sweeps in May, taking 3 games from Oakland in Seattle May 8-10 and winning 3 at Tampa Bay May 25-27...outscored the A's 15-8 to record first sweep against Oakland since taking a 3-game set Aug. 1-3, 2011...swept Rays for first time since Aug. 7-9, 2006 and for the first time in 15 years at Tropicana Field (Sept. 18-20, 2000).

**PLAYING LONGBALL**...the Mariners homered in 9 consecutive games (11 HR total) May 22-31 and in 14 of their final 16 games in May, hitting 19 home runs over that stretch...overall hit 37 home runs in May, the 3rd most in the AL, and homered in 21 of 28 games...scored 49.5% of runs in May (53 of 107) via the longball.

**NAIL BITERS**...played 18 games in May decided by 2 or fewer runs, the most in MLB...went 9-9 in those games including an 8-7 mark in games decided by 1 run...ended the month winning 4 of final 6 games decided by 2 or fewer runs...played 5 consecutive 1-run games between May 3-8, going 3-2 in those games.

**GETTING DEFENSIVE**...led the AL with a .989 fielding percentage, committing 12 errors in 1,053 total chances over 250.1 innings...committed season-high 3 errors on May 2 at Houston, but had 9 errors in 977 total chances (.991 fielding percentage) over the next 26 games...played error-free in 20 of 28 games and only had 2 multi-error games.

# May Review (14-14)



| PLAYER          | AVG         | G         | AB         | R          | H          | TB         | 2B        | 3B       | HR        | RBI        | SH       | SF       | HP       | BB        | IBB      | SO         | SB        | CS        | GI        |           |             | PINCH HIT   |           |          |          |          |
|-----------------|-------------|-----------|------------|------------|------------|------------|-----------|----------|-----------|------------|----------|----------|----------|-----------|----------|------------|-----------|-----------|-----------|-----------|-------------|-------------|-----------|----------|----------|----------|
|                 |             |           |            |            |            |            |           |          |           |            |          |          |          |           |          |            |           |           | DP        | E         | SLG         | OBP         | AB        | H        | HR       | RBI      |
| Ackley, D       | .180        | 26        | 61         | 6          | 11         | 17         | 3         | 0        | 1         | 7          | 1        | 2        | 1        | 3         | 0        | 16         | 1         | 1         | 1         | 0         | .279        | .224        | 0         | 0        | 0        | 1        |
| Bloomquist, W   | .125        | 15        | 24         | 1          | 3          | 4          | 1         | 0        | 0         | 2          | 0        | 0        | 0        | 0         | 0        | 4          | 0         | 0         | 1         | 0         | .167        | .125        | 5         | 1        | 0        | 0        |
| Cano, R         | .250        | 27        | 104        | 8          | 26         | 33         | 4         | 0        | 1         | 10         | 0        | 2        | 1        | 7         | 0        | 19         | 1         | 2         | 4         | 0         | .317        | .298        | 1         | 0        | 0        | 0        |
| Castillo, W     | .100        | 5         | 20         | 2          | 2          | 2          | 0         | 0        | 0         | 2          | 0        | 2        | 0        | 1         | 0        | 4          | 0         | 0         | 1         | 0         | .100        | .130        | 0         | 0        | 0        | 0        |
| Cruz, N         | .346        | 28        | 107        | 18         | 37         | 65         | 4         | 0        | 8         | 16         | 0        | 0        | 1        | 10        | 2        | 34         | 0         | 1         | 0         | 2         | .607        | .407        | 0         | 0        | 0        | 0        |
| Jackson, A      | .200        | 9         | 35         | 2          | 7          | 7          | 0         | 0        | 0         | 1          | 0        | 0        | 0        | 3         | 0        | 10         | 2         | 2         | 0         | 0         | .200        | .263        | 0         | 0        | 0        | 0        |
| Miller, B       | .188        | 25        | 80         | 12         | 15         | 34         | 5         | 1        | 4         | 7          | 0        | 0        | 1        | 11        | 0        | 22         | 1         | 0         | 1         | 1         | .425        | .293        | 2         | 1        | 0        | 0        |
| Morrison, L     | .273        | 28        | 99         | 13         | 27         | 49         | 3         | 2        | 5         | 10         | 0        | 0        | 1        | 16        | 3        | 16         | 1         | 0         | 1         | 1         | .495        | .379        | 0         | 0        | 0        | 0        |
| Ruggiano, J     | .158        | 17        | 38         | 4          | 6          | 14         | 2         | 0        | 2         | 3          | 0        | 0        | 0        | 5         | 0        | 17         | 1         | 1         | 0         | 0         | .368        | .256        | 4         | 0        | 0        | 0        |
| Seager, K       | .276        | 28        | 105        | 16         | 29         | 56         | 6         | 0        | 7         | 17         | 0        | 0        | 1        | 8         | 2        | 18         | 0         | 2         | 3         | 0         | .533        | .333        | 0         | 0        | 0        | 0        |
| Smith, S        | .250        | 27        | 92         | 10         | 23         | 44         | 7         | 1        | 4         | 7          | 0        | 0        | 1        | 7         | 0        | 26         | 0         | 0         | 0         | 0         | .478        | .310        | 2         | 1        | 0        | 0        |
| Sucre, J        | .125        | 3         | 8          | 1          | 1          | 1          | 0         | 0        | 0         | 0          | 0        | 0        | 0        | 0         | 0        | 4          | 0         | 0         | 0         | 0         | .125        | .125        | 0         | 0        | 0        | 0        |
| Taylor, C       | .159        | 20        | 63         | 5          | 10         | 13         | 1         | 1        | 0         | 1          | 0        | 0        | 0        | 5         | 0        | 19         | 2         | 2         | 0         | 2         | .206        | .221        | 0         | 0        | 0        | 0        |
| Weeks Jr, R     | .156        | 15        | 32         | 3          | 5          | 6          | 1         | 0        | 0         | 4          | 0        | 0        | 0        | 5         | 0        | 10         | 0         | 0         | 0         | 1         | .188        | .270        | 8         | 3        | 0        | 4        |
| Zunino, M       | .237        | 22        | 76         | 6          | 18         | 38         | 5         | 0        | 5         | 12         | 1        | 0        | 2        | 2         | 0        | 29         | 0         | 1         | 0         | 2         | .500        | .000        | 0         | 0        | 0        | 0        |
| <b>SEATTLE</b>  | <b>.233</b> | <b>28</b> | <b>944</b> | <b>107</b> | <b>220</b> | <b>383</b> | <b>42</b> | <b>5</b> | <b>37</b> | <b>99</b>  | <b>2</b> | <b>6</b> | <b>9</b> | <b>83</b> | <b>7</b> | <b>248</b> | <b>9</b>  | <b>12</b> | <b>12</b> | <b>12</b> | <b>.406</b> | <b>.299</b> | <b>22</b> | <b>6</b> | <b>0</b> | <b>5</b> |
| <b>OPPONENT</b> | <b>.246</b> | <b>28</b> | <b>940</b> | <b>108</b> | <b>231</b> | <b>380</b> | <b>35</b> | <b>3</b> | <b>36</b> | <b>105</b> | <b>7</b> | <b>5</b> | <b>8</b> | <b>90</b> | <b>9</b> | <b>203</b> | <b>14</b> | <b>6</b>  | <b>25</b> | <b>15</b> | <b>.404</b> | <b>.315</b> | <b>17</b> | <b>6</b> | <b>0</b> | <b>3</b> |
| <b>DH</b>       | <b>.250</b> | <b>28</b> | <b>108</b> | <b>16</b>  | <b>27</b>  | <b>53</b>  | <b>5</b>  | <b>0</b> | <b>7</b>  | <b>13</b>  | <b>0</b> | <b>0</b> | <b>0</b> | <b>14</b> | <b>1</b> | <b>34</b>  | <b>0</b>  | <b>1</b>  | <b>2</b>  | <b>0</b>  | <b>.491</b> | <b>.336</b> | <b>3</b>  | <b>1</b> | <b>0</b> | <b>0</b> |
| <b>PITCHERS</b> | <b>.000</b> | <b>12</b> | <b>5</b>   | <b>0</b>   | <b>0</b>   | <b>0</b>   | <b>0</b>  | <b>0</b> | <b>0</b>  | <b>0</b>   | <b>1</b> | <b>0</b> | <b>0</b> | <b>0</b>  | <b>0</b> | <b>5</b>   | <b>0</b>  | <b>0</b>  | <b>0</b>  | <b>0</b>  | <b>.000</b> | <b>.000</b> | <b>0</b>  | <b>0</b> | <b>0</b> | <b>0</b> |

| PITCHER          | R/L | W         | L         | ERA         | G         | GS        | CG       | GF        | SHO      | SV       | IP           | H          | R          | ER         | HR        | HB       | BB        | IBB      | SO         | WP        | BK       | OPP         |     |
|------------------|-----|-----------|-----------|-------------|-----------|-----------|----------|-----------|----------|----------|--------------|------------|------------|------------|-----------|----------|-----------|----------|------------|-----------|----------|-------------|-----|
|                  |     |           |           |             |           |           |          |           |          |          |              |            |            |            |           |          |           |          |            |           |          | AVG         | OPS |
| Beimel, J        | L   | 0         | 0         | 2.38        | 12        | 0         | 0        | 4         | 0        | 1        | 11.1         | 7          | 4          | 3          | 0         | 0        | 5         | 2        | 7          | 0         | 0        | .184        |     |
| Elias, R         | L   | 2         | 2         | 3.05        | 6         | 6         | 0        | 0         | 0        | 0        | 38.1         | 37         | 13         | 13         | 6         | 0        | 13        | 0        | 28         | 1         | 0        | .259        |     |
| Farquhar, D      | R   | 0         | 2         | 8.74        | 10        | 0         | 0        | 4         | 0        | 0        | 11.1         | 17         | 13         | 11         | 2         | 1        | 4         | 0        | 9          | 0         | 0        | .340        |     |
| Furbush, C       | L   | 0         | 0         | 0.00        | 10        | 0         | 0        | 1         | 0        | 0        | 7.0          | 1          | 0          | 0          | 0         | 1        | 3         | 1        | 3          | 1         | 0        | .045        |     |
| Happ, J          | L   | 1         | 0         | 4.94        | 6         | 6         | 0        | 0         | 0        | 0        | 31.0         | 35         | 17         | 17         | 4         | 1        | 10        | 1        | 25         | 1         | 0        | .278        |     |
| Hernandez, F     | R   | 4         | 1         | 2.00        | 5         | 5         | 1        | 0         | 1        | 0        | 36.0         | 26         | 8          | 8          | 6         | 1        | 9         | 0        | 35         | 1         | 0        | .208        |     |
| Leone, D         | R   | 0         | 2         | 36.00       | 2         | 0         | 0        | 2         | 0        | 0        | 1.0          | 3          | 4          | 4          | 1         | 0        | 3         | 1        | 1          | 0         | 0        | .500        |     |
| Lowe, M          | R   | 0         | 0         | 0.69        | 12        | 0         | 0        | 3         | 0        | 0        | 13.0         | 8          | 3          | 1          | 0         | 1        | 6         | 1        | 12         | 2         | 0        | .182        |     |
| Medina, Y        | R   | 0         | 0         | 4.50        | 2         | 0         | 0        | 0         | 0        | 0        | 2.0          | 1          | 1          | 1          | 1         | 0        | 1         | 0        | 1          | 0         | 0        | .143        |     |
| +Olson, T        | L   | 0         | 0         | 6.75        | 2         | 0         | 0        | 1         | 0        | 0        | 4.0          | 7          | 3          | 3          | 2         | 0        | 1         | 1        | 1          | 0         | 1        | .389        |     |
| Paxton, J        | L   | 3         | 1         | 1.99        | 5         | 5         | 0        | 0         | 0        | 0        | 31.2         | 24         | 8          | 7          | 3         | 0        | 14        | 1        | 19         | 2         | 0        | .209        |     |
| Rodney, F        | R   | 1         | 1         | 8.18        | 11        | 0         | 0        | 8         | 0        | 7        | 11.0         | 15         | 10         | 10         | 3         | 2        | 5         | 1        | 8          | 0         | 0        | .326        |     |
| +Smith, C        | R   | 1         | 2         | 2.25        | 12        | 0         | 0        | 3         | 0        | 0        | 12.0         | 9          | 3          | 3          | 1         | 1        | 2         | 0        | 15         | 1         | 0        | .209        |     |
| Walker, T        | R   | 1         | 3         | 5.74        | 6         | 6         | 0        | 0         | 0        | 0        | 31.1         | 33         | 21         | 20         | 7         | 0        | 12        | 0        | 28         | 0         | 0        | .268        |     |
| Wilhelmsen, T    | R   | 1         | 0         | 0.00        | 8         | 0         | 0        | 1         | 0        | 0        | 9.1          | 8          | 0          | 0          | 0         | 0        | 2         | 0        | 11         | 0         | 0        | .235        |     |
| <b>SEATTLE</b>   |     | <b>14</b> | <b>14</b> | <b>3.63</b> | <b>28</b> | <b>28</b> | <b>1</b> | <b>27</b> | <b>2</b> | <b>8</b> | <b>250.1</b> | <b>231</b> | <b>108</b> | <b>101</b> | <b>36</b> | <b>8</b> | <b>90</b> | <b>9</b> | <b>203</b> | <b>9</b>  | <b>1</b> | <b>.246</b> |     |
| <b>OPPONENTS</b> |     | <b>14</b> | <b>14</b> | <b>3.58</b> | <b>28</b> | <b>28</b> | <b>0</b> | <b>28</b> | <b>0</b> | <b>9</b> | <b>251.2</b> | <b>220</b> | <b>107</b> | <b>100</b> | <b>37</b> | <b>9</b> | <b>83</b> | <b>7</b> | <b>248</b> | <b>11</b> | <b>1</b> | <b>.233</b> |     |

| DATE | D/N | OPPONENT | RESULT | SCORE    | REC   | POS. | GA/GB | WINNING PITCHER  | LOSING PITCHER  | SAVE          | TIME | ATT    |
|------|-----|----------|--------|----------|-------|------|-------|------------------|-----------------|---------------|------|--------|
| 5/1  | N   | @HOU     | L      | 3-4      | 10-13 | 3    | -6.0  | Fields (1-0)     | Elias (0-1)     | --            | 2:50 | 21,834 |
| 5/2  | N   | @HOU     | L      | 4-11     | 10-14 | 3    | -7.0  | McHugh (4-0)     | Walker (1-3)    | --            | 2:38 | 24,435 |
| 5/3  | D   | @HOU     | L      | 6-7      | 10-15 | 4    | -8.0  | Neshek (2-0)     | Smith (0-1)     | Gregerson (6) | 2:50 | 25,283 |
| 5/4  | N   | @LAA     | W      | 3-2      | 11-15 | T2   | -7.0  | Hernandez (5-0)  | Shoemaker (2-2) | Rodney (8)    | 2:36 | 25,204 |
| 5/5  | N   | @LAA     | L      | 4-5      | 11-16 | 4    | -7.0  | Street (1-0)     | Leone (0-3)     | --            | 2:37 | 33,394 |
| 5/6  | N   | @LAA     | L      | 3-4      | 11-17 | 5    | -7.0  | Street (2-0)     | Smith (0-2)     | --            | 2:35 | 25,160 |
|      |     | Off Day  |        |          |       | 5    | -7.5  |                  |                 |               |      |        |
| 5/8  | N   | OAK      | W      | 4-3 (11) | 12-17 | T3   | -6.5  | Smith (1-2)      | Otero (2-2)     | --            | 3:34 | 25,191 |
| 5/9  | N   | OAK      | W      | 7-2      | 13-17 | 3    | -6.5  | Happ (3-1)       | Hahn (1-3)      | --            | 3:36 | 37,462 |
| 5/10 | D   | OAK      | W      | 4-3      | 14-17 | 3    | -5.5  | Hernandez (6-0)  | Chavez (1-3)    | Rodney (9)    | 2:36 | 42,833 |
| 5/11 |     | Off Day  |        |          |       | 3    | -5.5  |                  |                 |               |      |        |
| 5/12 | N   | SD       | W      | 11-4     | 15-17 | 3    | -4.5  | Paxton (1-2)     | Kennedy (2-2)   | --            | 3:17 | 16,153 |
| 5/13 | N   | SD       | L      | 2-4      | 15-18 | 3    | -5.5  | Shields (5-0)    | Walker (1-4)    | Kimbrell (10) | 2:59 | 14,561 |
| 5/14 | N   | BOS      | L      | 1-2      | 15-19 | 3    | -6.5  | Barnes (2-0)     | Rodney (1-2)    | Uehara (8)    | 2:53 | 20,185 |
| 5/15 | N   | BOS      | W      | 2-1      | 16-19 | 3    | -6.5  | Wilhelmsen (1-0) | Layne (0-1)     | --            | 2:32 | 39,503 |
| 5/16 | N   | BOS      | L      | 2-4      | 16-20 | 3    | -7.5  | Porcello (4-2)   | Hernandez (6-1) | Uehara (9)    | 2:48 | 45,056 |
| 5/17 | D   | BOS      | W      | 5-0      | 17-20 | 3    | -7.5  | Paxton (2-2)     | Wright (1-1)    | --            | 2:31 | 39,942 |
| 5/18 |     | Off Day  |        |          |       | 3    | -7.0  |                  |                 |               |      |        |
| 5/19 | N   | @BAL     | L      | 4-9      | 17-21 | 3    | -8.0  | Gonzalez (5-2)   | Farquhar (0-2)  | --            | 2:42 | 19,949 |
| 5/20 | N   | @BAL     | W      | 4-2      | 18-21 | 3    | -8.0  | Elias (1-1)      | Chen (1-3)      | Rodney (10)   | 2:38 | 21,710 |
| 5/21 | D   | @BAL     | L      | 4-5      | 18-22 | 3    | -8.0  | Hunter (2-1)     | Farquhar (0-3)  | Britton (9)   | 3:30 | 33,085 |
| 5/22 | N   | @TOR     | W      | 4-3      | 19-22 | 3    | -7.0  | Hernandez (7-1)  | Estrada (1-3)   | Rodney (11)   | 2:30 | 21,195 |
| 5/23 | D   | @TOR     | W      | 3-2      | 20-22 | 3    | -7.0  | Paxton (3-2)     | Buehrle (5-4)   | Rodney (12)   | 2:25 | 33,086 |
| 5/24 | D   | @TOR     | L      | 2-8      | 20-23 | 4    | -8.0  | Sanchez (4-4)    | Walker (1-5)    | --            | 2:50 | 37,929 |
| 5/25 | N   | @TB      | W      | 4-1      | 21-23 | 4    | -7.0  | Elias (2-1)      | Odorizzi (3-5)  | Rodney (13)   | 2:51 | 10,401 |
| 5/26 | N   | @TB      | W      | 7-6 (10) | 22-23 | 4    | -7.0  | Rodney (2-2)     | Boxberger (2-2) | Beimel (1)    | 3:52 | 9,628  |
| 5/27 | D   | @TB      | W      | 3-0      | 23-23 | 2    | -6.0  | HERNANDEZ (8-1)  | Boxberger (2-3) | --            | 2:13 | 10,365 |
| 5/28 | N   | CLE      | L      | 3-5      | 23-24 | 3    | -6.5  | Kluber (3-5)     | Paxton (3-3)    | Allen (10)    | 2:50 | 19,450 |
| 5/29 | N   | CLE      | W      | 2-1      | 24-24 | 3    | -5.5  | Walker (2-5)     | Bauer (4-2)     | Rodney (14)   | 2:24 | 32,463 |
| 5/30 | N   | CLE      | L      | 3-4      | 24-25 | 4    | -6.5  | Marcum (2-0)     | Elias (2-2)     | Allen (11)    | 3:04 | 32,290 |
| 5/31 | D   | CLE      | L      | 3-6 (12) | 24-26 | 4    | -6.5  | McAllister (1-2) | Leone (0-4)     | Adams (1)     | 4:36 | 32,121 |

|                   |                      |                              |                  |                   |                                   |
|-------------------|----------------------|------------------------------|------------------|-------------------|-----------------------------------|
| <b>MAY TOTALS</b> | <b>Record: 14-14</b> | <b>Batting Average: .233</b> | <b>ERA: 3.63</b> | <b>FLD%: .989</b> | <b>Average Time of Game: 3:01</b> |
|-------------------|----------------------|------------------------------|------------------|-------------------|-----------------------------------|



# June Review (11-16)

## RECORD BREAKDOWN

|                     |           |
|---------------------|-----------|
| Overall .....       | 11-16     |
| Home .....          | 5-10      |
| Away .....          | 6-6       |
| Day 1-8             |           |
| Night .....         | 10-8      |
| 1-Run / 2-Run ..... | 2-3 / 2-4 |
| AL West .....       | 4-5       |
| AL Central .....    | 3-3       |
| AL East .....       | 1-6       |
| Interleague .....   | 3-2       |

## AL WEST STANDINGS

| Team | W  | L  | GB   |
|------|----|----|------|
| HOU  | 46 | 34 | --   |
| LAA  | 41 | 37 | 4.0  |
| TEX  | 40 | 38 | 5.0  |
| SEA  | 35 | 42 | 9.5  |
| OAK  | 35 | 45 | 11.0 |

## DAYS BY PLACE IN AL WEST

|     |    |
|-----|----|
| 1st | 0  |
| 2nd | 0  |
| 3rd | 0  |
| 4th | 30 |
| 5th | 0  |

## BATTING LEADERS

|                       |                        |
|-----------------------|------------------------|
| Games .....           | 3 Players - 26         |
| Batting Average ..... | Jackson - .304         |
| Hits .....            | Jackson - 28           |
| Runs .....            | Jackson - 11           |
| 2B .....              | Jackson / S. Smith - 7 |
| 3B .....              | Jackson - 2            |
| HR .....              | Morrison / Seager - 3  |
| RBI .....             | Morrison - 11          |
| BB .....              | Cruz - 11              |
| SO .....              | Zunino - 31            |
| OBP .....             | Jackson - .354         |
| SLG .....             | Jackson - .457         |
| OPS .....             | Jackson - .811         |
| XBH .....             | Jackson - 10           |
| SB .....              | Morrison - 3           |
| CS .....              | Jackson - 2            |
| TB .....              | Jackson - 42           |
| Multi-Hit .....       | Jackson - 8            |

## PITCHING LEADERS

|                    |                |
|--------------------|----------------|
| W (starter) .....  | Walker - 4     |
| W (reliever) ..... | None           |
| L (starter) .....  | Happ - 4       |
| L (reliever) ..... | Wilhelmsen - 2 |
| Saves .....        | C. Smith - 5   |

**TEAM NOTES**...finished June with an 11-16 record...finished the month 4th in the AL West standings, 9.5 games back of the division-leading Astros...opened the month with 5-straight losses but went 11-11 the rest of the way...2-5-2 in 9 series in June winning a series at Cleveland and taking 2-of-3 from division-leading Houston...posted a 1-8 record in 9 day games in June after going 8-5 in 13 to open the season...played games against each AL division and also the NL, posting a 4-5 record vs. AL West, 3-3 vs. AL Central, 1-6 vs. AL East and a 3-2 Interleague record.

## ODDS AND ENDS...

- The Mariners acquired RF **Mark Trumbo** and LHP **Vidal Nuño** from the Arizona Diamondbacks on June 3, in exchange for C Wellington Castillo, RHP Dominic Leone, RF Gabby Guerrero and SS Jack Reinheimer.
- Logan Morrison** had a team-best 16-game hitting-streak snapped on June 11...hit .349 with 3 2B, 3 RBI and 2 runs during the streak.
- Robinson Canó** collected his 1,900th career hit on June 19.
- Carson Smith** recorded his first career save on June 6, finishing the month with 5 including 3 over a 4-game stretch against SF (6/17) and HOU (6/19-20).
- Former Mariner legend **Edgar Martinez** was named the Major League hitting coach on June 20.
- Roenis Elias** (10 K, 0 BB) and **Taijuan Walker** (11 K, 0 BB) became the first Mariners starters to have back-to-back starts with 10+ strikeouts and 0 walks, doing so against Houston on June 19-20.
- Franklin Gutiérrez** returned to the Mariners, being selected from Triple-A Tacoma on June 24, making his first start since Sept. 27, 2013.
- Mariners pitchers held opponents to the 2nd-lowest batting average against in the AL in June at .235, behind Houston (.226)
- The Mariners bullpen failed to record a win in the month of June for the first time since Sept./Oct 2010.

**MAGIC MIKE**...**Mike Montgomery** made an impressive debut with the Mariners, going 3-2 with a 1.62 ERA (8 ER, 44.1 IP), making his MLB Debut on June 2 vs. NYY...posted 8th-lowest June ERA in Mariners history (min. 5 GS) and led all MLB rookies in ERA for the month of June...to cap off the month, tossed back-to-back shutouts including a 1-hitter against San Diego on June 30...10th 1-hitter and 13th 1-hit shutout in club history...7th time in club history a pitcher has thrown consecutive shutouts and first since Freddy Garcia July 1 & 7, 2001...first rookie pitcher in MLB to throw back-to-back shutouts since Jeremy Sowers (CLE) in 2006...according to the *Elias Sports Bureau*, became the 4th pitcher over the last 40 years to record a pair of shutouts within the first 6 starts of a career: Fernando Valenzuela (1981), Orel Hershiser (1984) and Sowers (2006).

**NO JUNE GLOOM FOR WALKER**...**Taijuan Walker** went 4-1 with a 2.34 ERA (9 ER, 34.1 IP) in 5 starts in June, all quality starts...struck out 36 while walking just 3 for a 12.00 strikeout-to-walk ratio, tied for the 2nd-lowest in the MLB in the month...closed out the month by not allowing a walk over 21.1 innings...allowed 1 or fewer earned runs in 4 of 5 June starts...was 2-5 with a 6.18 ERA in 10 starts in April and May.

**JACKSON'S JUNE SWOON**...**Austin Jackson** led the Mariners in nearly every offensive category in June, posting a .304 batting average with 28 hits, 11 runs, 7 doubles, 3 triples, .811 OPS and 10 extra base hits...recorded 8 multi-hit games and had at least 1 hit in 17 of 24 games...went 4-for-4 with a pair of doubles vs. New York on June 2...raised his average from .236 through the first two months of the season to .265 through the end of June.

**FELIX FIRST TO 10**...**Felix Hernandez** became the American League's first 10-game winner on June 17 (2nd in MLB) by throwing 8.0 scoreless innings in the 2-0 win over the Giants...10 wins through 14 starts is the fastest Felix has reached 10 wins in a season during his career (7th consecutive 10+ win season)...according to the *Elias Sports Bureau* Felix's previous fastest to 10 wins was in his first 18 starts last year (finished 15-6)...overall posted a 2-3 record in the month with a 5.51 ERA, his highest since a 5.82 ERA in August 2013.

**DRAFT RECAP**...the Mariners selected 40 players in the 2015 Major League First-Year Player Draft highlighted by their first pick, right-handed pitcher **Nick Neidert** (Peachtree Ridge HS/Lawrenceville, GA), who was a 2nd round pick (60th overall) in the draft...overall the Mariners selected 25 pitchers, including 7 left-handers, 2 catchers, 9 infielders (3 1B, 4 SS, 2 3B), and 4 outfielders...Seattle selected 27 college players and 13 high school players...through the end of June, the Mariners have signed 34 off their 40 selections.

**GETTING DEFENSIVE**...ranked T3rd in AL with a .988 fielding percentage, committing 12 errors in 998 total chances over 240.2 innings...opened the month with 6 straight error-free games (0 errors in 233 chances) before committing 5 in 3 games...played error-free in 17 of 27 games.

**OFFENSE STRUGGLES**...the Mariners hit .220 in June, the 5th lowest in team history and the lowest average since posting a .216 mark in September of 2013...averaged 2.74 runs per game, the 3rd lowest mark in a month (min. 25 games) in franchise history...scored 74 runs, the 5th lowest total in team history...shutout 5 times in June and scored 1 or fewer runs in 9 games.

# June Review (11-16)



| PLAYER          | AVG         | G         | AB         | R          | H          | TB         | 2B        | 3B       | HR        | RBI       | SH       | SF       | HP        | BB        | IBB      | SO         | SB       | CS       | GI        |           |             | PINCH HIT   |           |          |          |          |
|-----------------|-------------|-----------|------------|------------|------------|------------|-----------|----------|-----------|-----------|----------|----------|-----------|-----------|----------|------------|----------|----------|-----------|-----------|-------------|-------------|-----------|----------|----------|----------|
|                 |             |           |            |            |            |            |           |          |           |           |          |          |           |           |          |            |          |          | DP        | E         | SLG         | OBP         | AB        | H        | HR       | RBI      |
| Ackley, D       | .235        | 22        | 34         | 5          | 8          | 13         | 2         | 0        | 1         | 3         | 1        | 0        | 0         | 6         | 0        | 7          | 0        | 1        | 0         | 0         | .382        | .350        | 3         | 1        | 0        | 0        |
| Bloomquist, W   | .120        | 12        | 25         | 0          | 3          | 3          | 0         | 0        | 0         | 1         | 0        | 0        | 0         | 2         | 0        | 5          | 0        | 1        | 1         | 0         | .120        | .185        | 1         | 0        | 0        | 0        |
| Cano, R         | .212        | 25        | 99         | 8          | 21         | 34         | 7         | 0        | 2         | 8         | 0        | 1        | 0         | 4         | 0        | 22         | 0        | 1        | 3         | 1         | .343        | .240        | 0         | 0        | 0        | 0        |
| Castillo, W     | .400        | 1         | 5          | 1          | 2          | 2          | 0         | 0        | 0         | 0         | 0        | 0        | 0         | 0         | 0        | 1          | 0        | 0        | 1         | 0         | .400        | .400        | 0         | 0        | 0        | 0        |
| Cruz, N         | .239        | 25        | 88         | 5          | 21         | 27         | 3         | 0        | 1         | 8         | 0        | 0        | 0         | 11        | 1        | 23         | 0        | 1        | 0         | 0         | .307        | .323        | 0         | 0        | 0        | 0        |
| Gutierrez, F    | .333        | 4         | 6          | 1          | 2          | 2          | 0         | 0        | 0         | 1         | 0        | 1        | 0         | 0         | 0        | 1          | 0        | 0        | 0         | 0         | .333        | .286        | 0         | 0        | 0        | 0        |
| Jackson, A      | .304        | 24        | 92         | 11         | 28         | 42         | 7         | 2        | 1         | 9         | 0        | 0        | 1         | 6         | 0        | 21         | 1        | 2        | 1         | 0         | .457        | .354        | 0         | 0        | 0        | 0        |
| Jones, J        | .000        | 7         | 8          | 0          | 0          | 0          | 0         | 0        | 0         | 0         | 0        | 0        | 0         | 2         | 0        | 4          | 1        | 0        | 0         | 0         | .000        | .200        | 2         | 0        | 0        | 0        |
| Miller, B       | .253        | 26        | 83         | 7          | 21         | 32         | 3         | 1        | 2         | 8         | 0        | 0        | 0         | 9         | 0        | 18         | 2        | 0        | 2         | 4         | .386        | .326        | 0         | 0        | 0        | 0        |
| Morrison, L     | .253        | 26        | 99         | 10         | 25         | 39         | 3         | 1        | 3         | 11        | 0        | 0        | 1         | 7         | 1        | 21         | 3        | 1        | 2         | 0         | .394        | .308        | 1         | 0        | 0        | 0        |
| Ruggiano, J     | .429        | 3         | 7          | 0          | 3          | 3          | 0         | 0        | 0         | 0         | 0        | 0        | 0         | 1         | 0        | 3          | 0        | 1        | 0         | 0         | .429        | .500        | 2         | 2        | 0        | 0        |
| Seager, K       | .232        | 26        | 95         | 9          | 22         | 34         | 3         | 0        | 3         | 9         | 0        | 1        | 0         | 7         | 1        | 14         | 0        | 0        | 1         | 4         | .358        | .282        | 0         | 0        | 0        | 0        |
| Smith, S        | .247        | 24        | 73         | 6          | 18         | 30         | 7         | 1        | 1         | 5         | 0        | 0        | 1         | 8         | 0        | 21         | 0        | 0        | 2         | 0         | .411        | .329        | 2         | 0        | 0        | 0        |
| Sucre, J        | .000        | 4         | 8          | 0          | 0          | 0          | 0         | 0        | 0         | 0         | 0        | 0        | 0         | 0         | 0        | 2          | 0        | 0        | 0         | 0         | .000        | .000        | 0         | 0        | 0        | 0        |
| Trumbo, M       | .151        | 20        | 73         | 4          | 11         | 15         | 1         | 0        | 1         | 5         | 0        | 0        | 0         | 3         | 0        | 21         | 0        | 0        | 3         | 1         | .205        | .184        | 1         | 0        | 0        | 0        |
| Weeks Jr, R     | .077        | 7         | 13         | 0          | 1          | 1          | 0         | 0        | 0         | 0         | 0        | 0        | 1         | 0         | 0        | 3          | 0        | 0        | 1         | 0         | .077        | .143        | 4         | 0        | 0        | 0        |
| Zunino, M       | .130        | 25        | 77         | 7          | 10         | 16         | 0         | 0        | 2         | 3         | 1        | 0        | 0         | 8         | 0        | 31         | 0        | 0        | 1         | 0         | .208        | .212        | 0         | 0        | 0        | 0        |
| <b>SEATTLE</b>  | <b>.220</b> | <b>27</b> | <b>892</b> | <b>74</b>  | <b>196</b> | <b>293</b> | <b>36</b> | <b>5</b> | <b>17</b> | <b>71</b> | <b>2</b> | <b>3</b> | <b>4</b>  | <b>75</b> | <b>3</b> | <b>222</b> | <b>7</b> | <b>8</b> | <b>19</b> | <b>12</b> | <b>.328</b> | <b>.282</b> | <b>16</b> | <b>3</b> | <b>0</b> | <b>0</b> |
| <b>OPPONENT</b> | <b>.235</b> | <b>27</b> | <b>897</b> | <b>102</b> | <b>211</b> | <b>330</b> | <b>40</b> | <b>2</b> | <b>25</b> | <b>94</b> | <b>4</b> | <b>2</b> | <b>10</b> | <b>71</b> | <b>4</b> | <b>211</b> | <b>7</b> | <b>5</b> | <b>28</b> | <b>17</b> | <b>.368</b> | <b>.298</b> | <b>16</b> | <b>5</b> | <b>0</b> | <b>4</b> |
| <b>DH</b>       | <b>.195</b> | <b>27</b> | <b>87</b>  | <b>6</b>   | <b>17</b>  | <b>26</b>  | <b>4</b>  | <b>1</b> | <b>1</b>  | <b>7</b>  | <b>0</b> | <b>0</b> | <b>0</b>  | <b>9</b>  | <b>0</b> | <b>27</b>  | <b>0</b> | <b>0</b> | <b>1</b>  | <b>0</b>  | <b>.299</b> | <b>.271</b> | <b>1</b>  | <b>1</b> | <b>0</b> | <b>0</b> |
| <b>PITCHERS</b> | <b>.000</b> | <b>27</b> | <b>7</b>   | <b>0</b>   | <b>0</b>   | <b>0</b>   | <b>0</b>  | <b>0</b> | <b>0</b>  | <b>0</b>  | <b>0</b> | <b>0</b> | <b>0</b>  | <b>1</b>  | <b>0</b> | <b>4</b>   | <b>0</b> | <b>0</b> | <b>1</b>  | <b>2</b>  | <b>.000</b> | <b>.125</b> | <b>0</b>  | <b>0</b> | <b>0</b> | <b>0</b> |

| PITCHER          | R/L | W         | L         | ERA         | G         | GS        | CG       | GF        | SHO      | SV       | IP           | H          | R          | ER        | HR        | HB        | BB        | IBB      | SO         | WP        | BK       | OPP         |             |
|------------------|-----|-----------|-----------|-------------|-----------|-----------|----------|-----------|----------|----------|--------------|------------|------------|-----------|-----------|-----------|-----------|----------|------------|-----------|----------|-------------|-------------|
|                  |     |           |           |             |           |           |          |           |          |          |              |            |            |           |           |           |           |          |            |           |          | AVG         | AVG         |
| Beimel, J        | L   | 0         | 0         | 4.50        | 9         | 0         | 0        | 3         | 0        | 0        | 10.0         | 11         | 5          | 5         | 2         | 0         | 3         | 1        | 4          | 0         | 0        | .297        | .297        |
| Elias, R         | L   | 2         | 3         | 6.11        | 5         | 5         | 0        | 0         | 0        | 0        | 28.0         | 26         | 20         | 19        | 4         | 5         | 8         | 0        | 23         | 0         | 1        | .241        | .241        |
| Farquhar, D      | R   | 0         | 0         | 6.75        | 2         | 0         | 0        | 0         | 0        | 0        | 2.2          | 2          | 2          | 2         | 1         | 0         | 2         | 0        | 2          | 0         | 0        | .222        | .222        |
| Furbush, C       | L   | 0         | 0         | 3.86        | 10        | 0         | 0        | 2         | 0        | 0        | 7.0          | 2          | 3          | 3         | 2         | 1         | 0         | 0        | 6          | 1         | 0        | .091        | .091        |
| +Guaibe, M       | R   | 0         | 0         | 0.00        | 1         | 0         | 0        | 0         | 0        | 0        | 2.1          | 0          | 0          | 0         | 0         | 0         | 0         | 0        | 2          | 0         | 0        | .000        | .000        |
| Happ, J          | L   | 0         | 4         | 4.28        | 5         | 5         | 0        | 0         | 0        | 0        | 27.1         | 31         | 14         | 13        | 2         | 0         | 9         | 2        | 24         | 2         | 0        | .290        | .290        |
| Hernandez, F     | R   | 2         | 3         | 5.51        | 6         | 6         | 0        | 0         | 0        | 0        | 32.2         | 27         | 20         | 20        | 3         | 0         | 16        | 0        | 29         | 3         | 0        | .221        | .221        |
| Leone, D         | R   | 0         | 0         | 0.00        | 1         | 0         | 0        | 1         | 0        | 0        | 2.0          | 1          | 0          | 0         | 0         | 0         | 0         | 0        | 2          | 0         | 0        | .143        | .143        |
| Lowe, M          | R   | 0         | 0         | 1.00        | 10        | 0         | 0        | 2         | 0        | 0        | 9.0          | 11         | 1          | 1         | 0         | 0         | 4         | 0        | 14         | 0         | 0        | .297        | .297        |
| +Montgomery, M   | L   | 3         | 2         | 1.62        | 6         | 6         | 2        | 0         | 2        | 0        | 44.1         | 28         | 8          | 8         | 1         | 2         | 12        | 0        | 29         | 4         | 0        | .178        | .178        |
| Nuno, V          | L   | 0         | 0         | 2.61        | 8         | 0         | 0        | 3         | 0        | 0        | 10.1         | 10         | 3          | 3         | 2         | 0         | 1         | 0        | 10         | 0         | 0        | .263        | .263        |
| Rodney, F        | R   | 0         | 1         | 2.79        | 10        | 0         | 0        | 5         | 0        | 1        | 9.2          | 7          | 3          | 3         | 1         | 0         | 4         | 0        | 7          | 1         | 0        | .206        | .206        |
| +Smith, C        | R   | 0         | 0         | 2.00        | 10        | 0         | 0        | 6         | 0        | 5        | 9.0          | 5          | 2          | 2         | 1         | 1         | 1         | 0        | 11         | 0         | 0        | .161        | .161        |
| Sucre, J         | R   | 0         | 0         | 0.00        | 1         | 0         | 0        | 1         | 0        | 0        | 1.0          | 1          | 0          | 0         | 0         | 0         | 0         | 0        | 0          | 0         | 0        | .333        | .333        |
| Walker, T        | R   | 4         | 1         | 2.36        | 5         | 5         | 0        | 0         | 0        | 0        | 34.1         | 32         | 9          | 9         | 5         | 1         | 3         | 0        | 36         | 1         | 0        | .242        | .242        |
| Wilhelmsen, T    | R   | 0         | 2         | 8.18        | 10        | 0         | 0        | 2         | 0        | 0        | 11.0         | 17         | 12         | 10        | 1         | 0         | 8         | 1        | 12         | 1         | 0        | .370        | .370        |
| <b>SEATTLE</b>   |     | <b>11</b> | <b>16</b> | <b>3.66</b> | <b>27</b> | <b>27</b> | <b>2</b> | <b>25</b> | <b>3</b> | <b>6</b> | <b>240.2</b> | <b>211</b> | <b>102</b> | <b>98</b> | <b>25</b> | <b>10</b> | <b>71</b> | <b>4</b> | <b>211</b> | <b>13</b> | <b>1</b> | <b>.235</b> | <b>.235</b> |
| <b>OPPONENTS</b> |     | <b>16</b> | <b>11</b> | <b>2.43</b> | <b>27</b> | <b>27</b> | <b>1</b> | <b>26</b> | <b>5</b> | <b>7</b> | <b>241.0</b> | <b>196</b> | <b>74</b>  | <b>65</b> | <b>17</b> | <b>4</b>  | <b>75</b> | <b>3</b> | <b>222</b> | <b>12</b> | <b>0</b> | <b>.220</b> | <b>.220</b> |

| DATE | D/N | OPPONENT | RESULT | SCORE    | REC   | POS. | GA/GB | WINNING PITCHER   | LOSING PITCHER   | SAVE         | TIME | ATT    |
|------|-----|----------|--------|----------|-------|------|-------|-------------------|------------------|--------------|------|--------|
| 6/1  | N   | NYN      | L      | 2-7      | 24-27 | 4    | -7.5  | Pineda (7-2)      | Hernandez (8-2)  | --           | 2:55 | 26,086 |
| 6/2  | N   | NYN      | L      | 3-5 (11) | 24-28 | 4    | -8.5  | Wilson (2-0)      | Wilhelmsen (1-1) | Miller (16)  | 3:55 | 27,446 |
| 6/3  | D   | NYN      | L      | 1-3      | 24-29 | 4    | -9.5  | Tanaka (3-1)      | Walker (2-6)     | Miller (17)  | 3:21 | 32,702 |
| 6/4  | N   | TB       | L      | 1-2      | 24-30 | 4    | -9.5  | Ramirez (4-2)     | Elias (2-3)      | Jepsen (2)   | 2:42 | 16,099 |
| 6/5  | N   | TB       | L      | 0-1      | 24-31 | 4    | -9.5  | Bellatti (2-0)    | Rodney (2-3)     | Jepsen (3)   | 2:55 | 20,710 |
| 6/6  | N   | TB       | W      | 2-1      | 25-31 | 4    | -8.5  | Hernandez (9-2)   | Geltz (1-2)      | Smith (1)    | 2:45 | 31,114 |
| 6/7  | D   | TB       | L      | 1-3      | 25-32 | 4    | -8.5  | Archer (7-4)      | Montgomery (0-1) | Jepsen (4)   | 2:46 | 27,990 |
| 6/8  |     | Off Day  |        |          | 25-32 | 4    | -8.0  |                   |                  |              |      |        |
| 6/9  | N   | @CLE     | W      | 3-2      | 26-32 | 4    | -7.0  | Elias (3-3)       | Kluber (3-7)     | Smith (2)    | 3:03 | 11,425 |
| 6/10 | N   | @CLE     | W      | 9-3      | 27-32 | 4    | -6.0  | Walker (3-6)      | Bauer (5-3)      | --           | 3:04 | 12,305 |
| 6/11 | D   | @CLE     | L      | 0-6      | 27-33 | 4    | -6.5  | Marcum (3-1)      | Happ (3-2)       | --           | 2:40 | 15,316 |
| 6/12 | N   | @HOU     | L      | 0-10     | 27-34 | 4    | -7.5  | Oberholtzer (1-1) | Hernandez (9-3)  | --           | 2:45 | 32,173 |
| 6/13 | D   | @HOU     | W      | 8-1      | 28-34 | 4    | -6.5  | Montgomery (1-1)  | McHugh (6-1)     | --           | 2:47 | 36,762 |
| 6/14 | D   | @HOU     | L      | 0-13     | 28-25 | 4    | -7.5  | McCullers (3-1)   | Elias (3-4)      | --           | 3:26 | 29,153 |
| 6/15 | N   | @SF      | W      | 5-1      | 29-35 | 4    | -7.5  | Walker (4-6)      | Hudson (4-6)     | --           | 2:52 | 42,099 |
| 6/16 | D   | @SF      | L      | 2-6      | 29-36 | 4    | -8.5  | Lincecum (7-3)    | Happ (3-3)       | --           | 2:39 | 41,267 |
| 6/17 | N   | SF       | W      | 2-0      | 30-36 | 4    | -8.5  | Hernandez (10-3)  | BUMGARNER (7-4)  | Smith (3)    | 2:24 | 34,850 |
| 6/18 | N   | SF       | L      | 0-7      | 30-37 | 4    | -9.5  | Vogelsong (5-5)   | Montgomery (1-2) | --           | 2:53 | 34,405 |
| 6/19 | N   | HOU      | W      | 5-2      | 31-37 | 4    | -8.5  | Elias (4-4)       | McCullers (3-2)  | Smith (4)    | 2:33 | 40,956 |
| 6/20 | N   | HOU      | W      | 6-3      | 32-37 | 4    | -7.5  | Walker (5-6)      | Keuchel (8-3)    | Smith (5)    | 2:43 | 26,778 |
| 6/21 | D   | HOU      | L      | 2-6      | 32-38 | 4    | -8.5  | Harris (4-0)      | Happ (3-4)       | --           | 3:24 | 40,905 |
| 6/22 | N   | KC       | L      | 1-4      | 32-39 | 4    | -8.5  | Blanton (2-0)     | Hernandez (10-4) | Holland (14) | 2:34 | 23,588 |
| 6/23 | N   | KC       | W      | 7-0      | 33-39 | 4    | -8.5  | MONTGOMERY (2-2)  | Guthrie (5-5)    | --           | 2:23 | 17,514 |
| 6/24 | N   | KC       | L      | 2-8      | 33-40 | 4    | -8.5  | Madson (1-1)      | Elias (4-5)      | --           | 2:47 | 23,397 |
| 6/25 |     | Off Day  |        |          | 33-40 | T4   | -9.0  |                   |                  |              |      |        |
| 6/26 | N   | @LAA     | W      | 3-1      | 34-40 | 4    | -8.0  | Walker (6-6)      | Shoemaker (4-6)  | Rodney (15)  | 2:43 | 41,137 |
| 6/27 | D   | @LAA     | L      | 2-4      | 34-41 | 4    | -8.0  | Richards (8-5)    | Happ (3-5)       | Street (21)  | 2:38 | 40,514 |
| 6/28 | D   | @LAA     | L      | 2-3 (10) | 34-42 | 4    | -9.0  | Gott (1-0)        | Wilhelmsen (1-2) | --           | 3:14 | 38,387 |
| 6/29 |     | Off Day  |        |          | 34-42 | 4    | -9.5  |                   |                  |              |      |        |
| 6/30 | N   | @SD      | W      | 5-0      | 35-42 | 4    | -9.5  | MONTGOMERY (3-2)  | Kennedy (4-7)    | --           | 2:23 | 30,368 |

|                    |                      |                              |                  |                   |                                   |
|--------------------|----------------------|------------------------------|------------------|-------------------|-----------------------------------|
| <b>JUNE TOTALS</b> | <b>Record: 11-16</b> | <b>Batting Average: .220</b> | <b>ERA: 3.66</b> | <b>FLD%: .988</b> | <b>Average Time of Game: 2:49</b> |
|--------------------|----------------------|------------------------------|------------------|-------------------|-----------------------------------|





# July Review (12-15)

## RECORD BREAKDOWN

|                     |  |
|---------------------|--|
| Overall .....       |  |
| 12-15 .....         |  |
| Home .....          |  |
| 5-8 .....           |  |
| Away .....          |  |
| 7-7 .....           |  |
| Day 5-6 .....       |  |
| Night .....         |  |
| 7-9 .....           |  |
| 1-Run / 2-Run ..... |  |
| 5-5 / 1-2 .....     |  |
| AL West .....       |  |
| 4-4 .....           |  |
| AL Central .....    |  |
| 4-5 .....           |  |
| AL East .....       |  |
| 3-3 .....           |  |
| Interleague .....   |  |
| 1-3 .....           |  |

## AL WEST STANDINGS

| Team | W  | L  | GB   |
|------|----|----|------|
| HOU  | 58 | 46 | --   |
| LAA  | 55 | 47 | 2.0  |
| TEX  | 50 | 52 | 7.0  |
| SEA  | 47 | 57 | 11.0 |
| OAK  | 45 | 59 | 13.0 |

## DAYS BY PLACE IN AL WEST

|        |
|--------|
| 1st 0  |
| 2nd 0  |
| 3rd 0  |
| 4th 25 |
| 5th 2  |

## BATTING LEADERS

|                           |  |
|---------------------------|--|
| Games .....               |  |
| Cruz / Seager - 27        |  |
| Batting Average .....     |  |
| Canó - .337               |  |
| Hits Cruz - 37            |  |
| Runs .....                |  |
| Canó / Seager - 11        |  |
| 2B Seager - 8             |  |
| 3B Ackley / Canó - 1      |  |
| HR Cruz - 8               |  |
| RBI Canó - 18             |  |
| BB Cruz / Seager - 10     |  |
| SO Trumbo - 26            |  |
| OBP .....                 |  |
| Cruz - .402               |  |
| SLG .....                 |  |
| Canó - .622               |  |
| OPS .....                 |  |
| Canó - 1.021              |  |
| XBH .....                 |  |
| Cruz - 14                 |  |
| SB Jackson - 5            |  |
| CS Jackson - 2            |  |
| TB Cruz - 67              |  |
| Multi-Hit .....           |  |
| Canó / Cruz / Seager - 10 |  |

## PITCHING LEADERS

|                            |  |
|----------------------------|--|
| W (starter) .....          |  |
| 3 Players - 2              |  |
| W (reliever) .....         |  |
| Beimel - 2                 |  |
| L (starter) .....          |  |
| Hernandez / Montgomery - 2 |  |
| L (reliever) .....         |  |
| Guaife / C. Smith - 2      |  |
| Saves .....                |  |
| C. Smith - 4               |  |

**TEAM NOTES**...finished July with a 12-15 record...finished the month 4th in the AL West standings, 11.0 games back of the division-leading Astros...started out July by alternating wins and losses through first 12 games before the All-Star Break...closed out the month with a win after a 4-game losing streak...1-3-3 in 7 series in July, with lone win coming in home series vs. Toronto...played 4 extra inning games in the month (3-1)...posted .500 record against AL West (4-4) and AL East (3-3) and went 4-5 against the AL Central and 1-3 in Interleague games.

## ODDS AND ENDS...

- Mariners posted a 4.63 team ERA in July, the highest monthly ERA since a 4.94 mark in August of 2013 and first month over 4.00 since September of 2013.
- The Mariners offense was strong, leading the AL with 37 home runs and ranking 3rd in hits (253), 6th in RBIs (116) and 6th in runs scored (119)...the team batted .268, the best in a full month since batting .273 in August 2011.
- **Ketel Marte** made his MLB debut at MIN on July 31, going 0x4 with a walk and a run scored.
- **Mike Montgomery** saw his scoreless streak end at 20.0 IP after allowing a solo home run on July 5...was the 2nd longest streak by a rookie in Mariners history.
- **Hisashi Iwakuma** returned from the DL on July 6, going 2-1, 4.31 ERA in 5 starts in July.
- **Franklin Gutierrez** hit a pinch-hit grand slam to beat DET on July 21, then followed a week later with a walk-off solo home run on July 26 to beat TOR.
- **Felix Hernandez** made his 324th career start for the Mariners on July 29 vs. Arizona, to surpass Jamie Moyer (323) for most games started in club history

**TRADE DEADLINE UPDATE**...the Mariners were busy at the trade deadline, making a number of deals...the Mariners acquired OF **Ramon Flores** and RHP **Jose Ramirez** from NYY, LHPs **Rob Rasmussen**, **Jake Brentz** and **Nick Wells** from TOR, and RHP **Adrian Sampson** from PIT...Rasmussen and Ramirez were added to the 25-man roster while the others were assigned to Mariners minor league affiliates.

**AT THE BREAK**...went into the break with a 41-48 record, 4th-place in the American League West (7.5 games back of LAA)...5th time in the last 6 seasons to enter the All-Star break with a losing record...have posted a winning second half in 3 of last 6 seasons (36-31 in 2014)...despite having a 51-44 record at the break last season, were 8.0 games back of the division leader.

**MIDSUMMER CLASSIC**...the American League beat the National League 6-3 to earn home field advantage for the World Series...RHP **Felix Hernandez** tossed a 1-2-3 3rd inning, needing only 8 pitches to complete the frame (1 strikeout)...this was Felix's 6th All-Star selection (4th appearance) and has thrown 4.0 scoreless innings...DH **Nelson Cruz** went 0-for-2 in his 4th All-Star game.

**CANÓ CRUSHING**...Despite missing the final 3 games of the month to a strained abdominal muscle, **Robinson Canó** led the team with a .337 batting average and a .622 slugging percentage... among AL players in July, ranked T5th in runs scored (19), 6th in OPS (1.021), T6th in hits (33), 7th in slugging (.622), T7th in home runs (7), 10th in batting average (.337)...crushed 7 home runs in the month after hitting 4 through the first 3 months of the year.

**MOST HR THROUGH JULY**...**Nelson Cruz** hit 8 home runs in July, tied for 4th-most in the American League...was 5th overall in the AL with 27 home runs (T6th in MLB)...the 27 home runs at months end are 10th-most in team history and the most since Bret Boone hit 28 in 2003.

**WONDERFUL WALKER**...**Taijuan Walker** recorded the 12th 1-hitter (11th of the 9-inning variety) and the 15th start allowing 1 or 0 hits in team history on July 31 at MIN...according to the *Elías Sports Bureau* since 1969, only 4 other pitchers have thrown a CG allowing no more than one hit with double-digit strikeouts before turning 23 years old: Dennis Eckersley in his no-hitter in 1977, Dwight Gooden in 1984, Kerry Wood in his 20-strikeout game in 1998, and Shelby Miller in 2013.

**TRIPLE THE FUN**...the Mariners turned a triple play in the 4th inning (3-6-2-2) on July 26 vs Toronto, the team's 11th triple play turned in franchise history and first since Aug. 9, 2010 vs. OAK (5-4-3 started by Jose Lopez)...according to the SABR Triple Play database of over 700 triple plays, the Mariners 3-6-2-2 triple play was the first since Aug. 3, 1955 (Baltimore vs. Kansas City) -- Gus Triandos (1B), Willie Miranda (SS), Hal Smith (C).

## MOST HR THROUGH JULY

|                                       |    |
|---------------------------------------|----|
| 1. Ken Griffey Jr. ....1998 .....     | 41 |
| 2. Ken Griffey Jr. ....1994 .....     | 36 |
| 3. Ken Griffey Jr. ....1996 .....     | 34 |
| Ken Griffey Jr. ....1999 .....        | 34 |
| 5. Ken Griffey Jr. ....1997 .....     | 32 |
| Alex Rodriguez ....1998 .....         | 32 |
| 7. Jay Buhner ....1996 .....          | 30 |
| Ken Griffey Jr. ....1993 .....        | 30 |
| 9. Bret Boone ....2003 .....          | 28 |
| 10. <b>Nelson Cruz</b> ....2015 ..... | 27 |

## JULY HITS LEADERS (AL)

|                                      |    |
|--------------------------------------|----|
| 1. Ian Kinsler (DET) .....           | 41 |
| 2. Eric Hosmer (KC) .....            | 40 |
| 3. Xander Bogaert (BOS) .....        | 39 |
| 4. Melky Cabrera (CWS) .....         | 38 |
| 5. <b>Nelson Cruz (SEA)</b> .....    | 37 |
| T6. <b>Robinson Canó (SEA)</b> ..... | 33 |
| <b>Kyle Seager (SEA)</b> .....       | 33 |
| J.D. Martinez (DET) .....            | 33 |
| Lorenzo Cain (KC) .....              | 33 |
| Alcides Escobar (KC) .....           | 33 |

## JULY TEAM HOME RUNS (AL)

|                                      |    |
|--------------------------------------|----|
| 1. Ian Kinsler (DET) .....           | 41 |
| 2. Eric Hosmer (KC) .....            | 40 |
| 3. Xander Bogaert (BOS) .....        | 39 |
| 4. Melky Cabrera (CWS) .....         | 38 |
| 5. <b>Nelson Cruz (SEA)</b> .....    | 37 |
| T6. <b>Robinson Canó (SEA)</b> ..... | 33 |
| <b>Kyle Seager (SEA)</b> .....       | 33 |
| J.D. Martinez (DET) .....            | 33 |
| Lorenzo Cain (KC) .....              | 33 |
| Alcides Escobar (KC) .....           | 33 |



# July Review (12-15)



| PLAYER          | AVG         | G         | AB         | R          | H          | TB         | 2B        | 3B       | HR        | RBI        | SH        | SF       | HP        | BB        | IBB      | SO         | SB        | CS       | DP        | GI        |             |             | PINCH HIT   |          |          |          |          |
|-----------------|-------------|-----------|------------|------------|------------|------------|-----------|----------|-----------|------------|-----------|----------|-----------|-----------|----------|------------|-----------|----------|-----------|-----------|-------------|-------------|-------------|----------|----------|----------|----------|
|                 |             |           |            |            |            |            |           |          |           |            |           |          |           |           |          |            |           |          |           | E         | SLG         | OBP         | AB          | H        | HR       | RBI      |          |
| Ackley, D       | .270        | 19        | 37         | 5          | 10         | 17         | 2         | 1        | 1         | 6          | 0         | 1        | 0         | 2         | 0        | 5          | 1         | 0        | 2         | 0         | .459        | .300        | 2           | 1        | 0        | 0        |          |
| Cano, R         | .337        | 24        | 98         | 19         | 33         | 61         | 5         | 1        | 7         | 18         | 0         | 0        | 2         | 8         | 2        | 15         | 1         | 0        | 0         | 2         | .622        | .398        | 0           | 0        | 0        | 0        |          |
| Cruz, N         | .336        | 27        | 110        | 16         | 37         | 67         | 6         | 0        | 8         | 17         | 0         | 0        | 2         | 10        | 0        | 21         | 1         | 0        | 0         | 0         | .609        | .402        | 0           | 0        | 0        | 0        |          |
| Gutierrez, F    | .259        | 19        | 54         | 4          | 14         | 28         | 5         | 0        | 3         | 7          | 0         | 0        | 0         | 4         | 0        | 16         | 0         | 0        | 1         | 0         | .519        | .310        | 5           | 1        | 1        | 4        |          |
| Jackson, A      | .242        | 25        | 99         | 11         | 24         | 37         | 4         | 0        | 3         | 11         | 2         | 1        | 0         | 7         | 0        | 25         | 5         | 2        | 1         | 1         | .374        | .290        | 1           | 0        | 0        | 0        |          |
| Jones, J        | .000        | 1         | 4          | 0          | 0          | 0          | 0         | 0        | 0         | 0          | 0         | 0        | 0         | 0         | 0        | 2          | 0         | 0        | 0         | 0         | .000        | .000        | 0           | 0        | 0        | 0        |          |
| +Marte, K       | .000        | 1         | 4          | 1          | 0          | 0          | 0         | 0        | 0         | 0          | 0         | 0        | 1         | 0         | 0        | 0          | 0         | 0        | 0         | 0         | .000        | .200        | 0           | 0        | 0        | 0        |          |
| Miller, B       | .243        | 24        | 74         | 5          | 18         | 24         | 3         | 0        | 1         | 11         | 0         | 4        | 0         | 9         | 0        | 17         | 4         | 0        | 2         | 3         | .324        | .310        | 1           | 0        | 0        | 0        |          |
| Montero, J      | .357        | 6         | 14         | 2          | 5          | 9          | 1         | 0        | 1         | 3          | 0         | 0        | 0         | 3         | 0        | 2          | 0         | 0        | 0         | 0         | .643        | .471        | 1           | 0        | 0        | 0        |          |
| Morrison, L     | .129        | 21        | 70         | 6          | 9          | 18         | 0         | 0        | 3         | 10         | 0         | 1        | 1         | 8         | 0        | 14         | 1         | 1        | 1         | 0         | .257        | .225        | 2           | 0        | 0        | 0        |          |
| Seager, K       | .295        | 27        | 112        | 19         | 33         | 50         | 8         | 0        | 3         | 5          | 0         | 1        | 1         | 10        | 1        | 16         | 0         | 0        | 7         | 4         | .446        | .358        | 0           | 0        | 0        | 0        |          |
| Smith, S        | .288        | 23        | 59         | 12         | 17         | 30         | 4         | 0        | 3         | 10         | 0         | 1        | 0         | 8         | 2        | 12         | 0         | 0        | 2         | 1         | .508        | .368        | 7           | 3        | 1        | 1        |          |
| Sucre, J        | .167        | 5         | 12         | 1          | 2          | 6          | 1         | 0        | 1         | 1          | 3         | 0        | 0         | 0         | 0        | 2          | 0         | 0        | 0         | 0         | .500        | .167        | 0           | 0        | 0        | 0        |          |
| Taylor, C       | .194        | 17        | 31         | 4          | 6          | 8          | 2         | 0        | 0         | 0          | 2         | 0        | 0         | 1         | 0        | 12         | 1         | 0        | 0         | 2         | .258        | .219        | 0           | 0        | 0        | 0        |          |
| Trumbo, M       | .318        | 25        | 85         | 9          | 27         | 38         | 5         | 0        | 2         | 9          | 0         | 0        | 0         | 5         | 0        | 26         | 0         | 0        | 4         | 1         | .447        | .356        | 3           | 3        | 0        | 0        |          |
| Zunino, M       | .222        | 25        | 81         | 5          | 18         | 26         | 5         | 0        | 1         | 8          | 3         | 1        | 2         | 2         | 0        | 25         | 0         | 0        | 1         | 1         | .321        | .256        | 0           | 0        | 0        | 0        |          |
| <b>SEATTLE</b>  | <b>.268</b> | <b>27</b> | <b>943</b> | <b>119</b> | <b>253</b> | <b>419</b> | <b>51</b> | <b>2</b> | <b>37</b> | <b>116</b> | <b>11</b> | <b>9</b> | <b>8</b>  | <b>78</b> | <b>5</b> | <b>210</b> | <b>14</b> | <b>3</b> | <b>21</b> | <b>18</b> | <b>.444</b> | <b>.327</b> | <b>21</b>   | <b>8</b> | <b>2</b> | <b>5</b> |          |
| <b>OPPONENT</b> | <b>.265</b> | <b>27</b> | <b>940</b> | <b>133</b> | <b>249</b> | <b>424</b> | <b>47</b> | <b>4</b> | <b>40</b> | <b>125</b> | <b>4</b>  | <b>6</b> | <b>10</b> | <b>76</b> | <b>6</b> | <b>222</b> | <b>9</b>  | <b>7</b> | <b>21</b> | <b>13</b> | <b>.451</b> | <b>.325</b> | <b>17</b>   | <b>3</b> | <b>1</b> | <b>3</b> |          |
| <b>DH</b>       | <b>.324</b> | <b>27</b> | <b>102</b> | <b>13</b>  | <b>33</b>  | <b>58</b>  | <b>7</b>  | <b>0</b> | <b>6</b>  | <b>12</b>  | <b>0</b>  | <b>0</b> | <b>2</b>  | <b>9</b>  | <b>0</b> | <b>19</b>  | <b>3</b>  | <b>0</b> | <b>2</b>  | <b>0</b>  | <b>.569</b> | <b>.389</b> | <b>2</b>    | <b>2</b> | <b>1</b> | <b>1</b> |          |
| <b>PITCHERS</b> | <b>.000</b> | <b>27</b> | <b>1</b>   | <b>0</b>   | <b>0</b>   | <b>0</b>   | <b>0</b>  | <b>0</b> | <b>0</b>  | <b>0</b>   | <b>1</b>  | <b>0</b> | <b>0</b>  | <b>0</b>  | <b>0</b> | <b>0</b>   | <b>0</b>  | <b>0</b> | <b>0</b>  | <b>0</b>  | <b>3</b>    | <b>.000</b> | <b>.000</b> | <b>0</b> | <b>0</b> | <b>0</b> | <b>0</b> |

| PITCHER          | R/L | W         | L         | ERA         | G         | GS        | CG       | GF        | SHO      | SV       | IP           | H          | R          | ER         | HR        | HB        | BB        | IBB      | SO         | WP        | BK       | AVG         | OPP      |          |          |
|------------------|-----|-----------|-----------|-------------|-----------|-----------|----------|-----------|----------|----------|--------------|------------|------------|------------|-----------|-----------|-----------|----------|------------|-----------|----------|-------------|----------|----------|----------|
|                  |     |           |           |             |           |           |          |           |          |          |              |            |            |            |           |           |           |          |            |           |          |             | AB       | RBI      |          |
| Beimel, J        | L   | 2         | 1         | 1.54        | 12        | 0         | 0        | 4         | 0        | 0        | 11.2         | 11         | 2          | 2          | 1         | 0         | 3         | 0        | 7          | 0         | 0        | .275        | 0        | 0        |          |
| Elias, R         | L   | 0         | 1         | 4.50        | 1         | 1         | 0        | 0         | 0        | 0        | 6.0          | 3          | 3          | 3          | 1         | 0         | 1         | 0        | 7          | 0         | 0        | .143        | 0        | 0        |          |
| Farquhar, D      | R   | 0         | 0         | 4.50        | 3         | 0         | 0        | 0         | 0        | 0        | 4.0          | 6          | 2          | 2          | 2         | 0         | 2         | 0        | 4          | 0         | 0        | .333        | 0        | 0        |          |
| Furbush, C       | L   | 1         | 0         | 0.00        | 2         | 0         | 0        | 1         | 0        | 0        | 2.0          | 1          | 0          | 0          | 0         | 0         | 1         | 1        | 3          | 0         | 0        | .143        | 0        | 0        |          |
| +Guaibe, M       | R   | 0         | 2         | 18.00       | 2         | 0         | 0        | 0         | 0        | 0        | 2.0          | 5          | 4          | 4          | 0         | 1         | 1         | 0        | 0          | 0         | 0        | .625        | 0        | 0        |          |
| Happ, J          | L   | 1         | 1         | 7.43        | 6         | 5         | 0        | 0         | 0        | 0        | 23.0         | 29         | 20         | 19         | 5         | 1         | 10        | 0        | 15         | 1         | 0        | .302        | 0        | 0        |          |
| Hernandez, F     | R   | 2         | 2         | 2.94        | 5         | 5         | 0        | 0         | 0        | 0        | 33.2         | 38         | 12         | 11         | 3         | 0         | 9         | 0        | 31         | 0         | 0        | .286        | 0        | 0        |          |
| Iwakuma, H       | R   | 2         | 1         | 4.31        | 5         | 5         | 0        | 0         | 0        | 0        | 31.1         | 32         | 15         | 15         | 6         | 0         | 5         | 0        | 26         | 0         | 0        | .264        | 0        | 0        |          |
| Lowe, M          | R   | 0         | 1         | 1.29        | 12        | 0         | 0        | 3         | 0        | 0        | 14.0         | 12         | 2          | 2          | 1         | 0         | 1         | 0        | 21         | 0         | 0        | .235        | 0        | 0        |          |
| +Montgomery, M   | L   | 1         | 2         | 5.88        | 5         | 5         | 0        | 0         | 0        | 0        | 26.0         | 32         | 20         | 17         | 7         | 1         | 13        | 1        | 21         | 3         | 0        | .294        | 0        | 0        |          |
| Nuno, V          | L   | 0         | 0         | 1.64        | 10        | 0         | 0        | 3         | 0        | 0        | 11.0         | 9          | 2          | 2          | 0         | 0         | 2         | 0        | 9          | 0         | 0        | .225        | 0        | 0        |          |
| Rodney, F        | R   | 1         | 1         | 5.73        | 12        | 0         | 0        | 3         | 0        | 1        | 11.0         | 9          | 7          | 7          | 4         | 2         | 4         | 1        | 6          | 3         | 0        | .225        | 0        | 0        |          |
| +Rollins, D      | L   | 0         | 0         | 9.28        | 9         | 0         | 0        | 2         | 0        | 0        | 10.2         | 18         | 11         | 11         | 2         | 0         | 6         | 1        | 9          | 0         | 0        | .383        | 0        | 0        |          |
| +Smith, C        | R   | 0         | 2         | 5.40        | 11        | 0         | 0        | 7         | 0        | 4        | 10.0         | 8          | 6          | 6          | 0         | 1         | 6         | 1        | 16         | 2         | 0        | .205        | 0        | 0        |          |
| Walker, T        | R   | 2         | 1         | 4.95        | 6         | 6         | 1        | 0         | 0        | 0        | 36.1         | 28         | 23         | 20         | 7         | 4         | 5         | 0        | 38         | 1         | 1        | .212        | 0        | 0        |          |
| Wilhelmsen, T    | R   | 0         | 0         | 3.48        | 8         | 0         | 0        | 3         | 0        | 1        | 10.1         | 8          | 4          | 4          | 1         | 0         | 7         | 1        | 9          | 0         | 0        | .211        | 0        | 0        |          |
| <b>SEATTLE</b>   |     | <b>12</b> | <b>15</b> | <b>4.63</b> | <b>27</b> | <b>27</b> | <b>1</b> | <b>26</b> | <b>2</b> | <b>6</b> | <b>243.0</b> | <b>249</b> | <b>133</b> | <b>125</b> | <b>40</b> | <b>10</b> | <b>76</b> | <b>6</b> | <b>222</b> | <b>10</b> | <b>1</b> | <b>.265</b> | <b>0</b> | <b>0</b> | <b>0</b> |
| <b>OPPONENTS</b> |     | <b>15</b> | <b>12</b> | <b>4.21</b> | <b>27</b> | <b>27</b> | <b>0</b> | <b>27</b> | <b>2</b> | <b>8</b> | <b>245.2</b> | <b>253</b> | <b>119</b> | <b>115</b> | <b>37</b> | <b>8</b>  | <b>78</b> | <b>5</b> | <b>210</b> | <b>11</b> | <b>0</b> | <b>.268</b> | <b>0</b> | <b>0</b> | <b>0</b> |

| DATE | D/N                                      | OPPONENT | RESULT | SCORE    | REC   | POS. | GA/GB | WINNING PITCHER   | LOSING PITCHER   | SAVE           | TIME | ATT    |
|------|--|----------|--------|----------|-------|------|-------|-------------------|------------------|----------------|------|--------|
| 7/1  | D  | @SD      | W      | 7-0      | 36-42 | 4    | -9.5  | Walker (7-6)      | Shields (7-3)    | --             | 3:01 | 30,251 |
| 7/2  | N  | @OAK     | L      | 4-0      | 36-43 | 4    | -10.0 | Kazmir (5-5)      | Elias (4-6)      | --             | 2:17 | 13,062 |
| 7/3  | N  | @OAK     | W      | 9-5      | 37-43 | 4    | -10.0 | Happ (4-5)        | Chavez (4-8)     | --             | 2:52 | 35,067 |
| 7/4  | D  | @OAK     | L      | 0-2      | 37-44 | 4    | -10.0 | Graveman (6-4)    | Hernandez (10-5) | Clippard (15)  | 2:36 | 18,915 |
| 7/5  | D  | @OAK     | W      | 2-1      | 38-44 | 4    | -9.0  | Montgomery (4-2)  | Bassitt (0-2)    | Rodney (16)    | 2:47 | 22,163 |
| 7/6  | N  | DET      | L      | 5-12     | 38-45 | 4    | -10.0 | Simon (8-5)       | Guaibe (0-1)     | --             | 3:17 | 22,584 |
| 7/7  | N  | DET      | W      | 7-6 (11) | 39-45 | 4    | -9.0  | Furbush (1-1)     | Krol (1-2)       | --             | 3:44 | 21,823 |
| 7/8  | D  | DET      | L      | 4-5      | 39-46 | 4    | -9.0  | Sanchez (8-7)     | Guaibe (0-2)     | Soria (19)     | 3:28 | 26,523 |
| 7/9  | N  | LAA      | W      | 7-2      | 40-46 | 4    | -8.0  | Hernandez (11-5)  | Richards (9-6)   | Smith (6)      | 3:14 | 28,170 |
| 7/10 | N  | LAA      | L      | 3-7      | 40-47 | 4    | -8.0  | Santiago (6-4)    | Montgomery (4-3) | --             | 2:49 | 29,689 |
| 7/11 | N  | LAA      | W      | 5-0      | 41-47 | 4    | -7.0  | Iwakuma (1-1)     | Wilson (7-7)     | --             | 2:42 | 40,791 |
| 7/12 | D  | LAA      | L      | 3-10     | 41-48 | 4    | -7.5  | Heaney (3-0)      | Walker (7-7)     | --             | 2:56 | 36,963 |
| 7/14 | All-Star Game (Cincinnati) -- AL 6, NL 3 |          |        |          |       |      |       |                   |                  |                |      |        |
| 7/17 | N  | @NYY     | L      | 3-4      | 41-49 | 4    | -8.5  | Tanaka (6-3)      | Beimel (0-1)     | Miller (19)    | 2:43 | 47,086 |
| 7/18 | D  | @NYY     | W      | 4-3      | 42-49 | 4    | -8.5  | Iwakuma (2-1)     | Pineda (9-6)     | Smith (7)      | 3:12 | 46,119 |
| 7/19 | D  | @NYY     | L      | 1-2      | 42-50 | T4   | -9.0  | Betances (6-2)    | Rodney (2-4)     | Miller (20)    | 2:45 | 42,926 |
| 7/20 | N  | @DET     | L      | 4-5      | 42-51 | 5    | -10.5 | Albuquerque (1-0) | Lowe (0-1)       | Soria (21)     | 2:54 | 34,353 |
| 7/21 | N  | @DET     | W      | 11-9     | 43-51 | 4    | -10.5 | Beimel (1-1)      | Feliz (1-3)      | Smith (8)      | 3:55 | 34,088 |
| 7/22 | N  | @DET     | L      | 4-9      | 43-52 | 5    | -11.5 | Sanchez (10-7)    | Montgomery (4-4) | Soria (22)     | 3:10 | 36,670 |
| 7/23 | D  | @DET     | W      | 3-2 (12) | 44-52 | 4    | -10.5 | Rodney (3-4)      | Krol (1-3)       | Wilhelmsen (1) | 4:33 | 40,225 |
| 7/24 | N  | TOR      | W      | 5-2      | 45-52 | 4    | -9.5  | Hernandez (12-5)  | Estrada (7-6)    | Smith (9)      | 2:49 | 43,331 |
| 7/25 | D  | TOR      | L      | 6-8      | 45-53 | 4    | -9.5  | Sanchez (6-4)     | Smith (1-3)      | Osuna (5)      | 3:29 | 45,042 |
| 7/26 | D  | TOR      | W      | 6-5 (10) | 46-53 | 4    | -9.5  | Beimel (2-1)      | Loup (2-5)       | --             | 3:05 | 35,248 |
| 7/27 | N  | ARI      | L      | 3-4 (10) | 46-54 | 4    | -10.0 | Perez (2-1)       | Smith (1-4)      | Chafin (2)     | 3:27 | 19,532 |
| 7/28 | N  | ARI      | L      | 4-8      | 46-55 | 4    | -10.0 | Godley (2-0)      | Iwakuma (2-2)    | --             | 3:00 | 25,106 |
| 7/29 | D  | ARI      | L      | 2-8      | 46-56 | 4    | -11.0 | Corbin (2-3)      | Hernandez (12-5) | --             | 2:59 | 32,502 |
| 7/30 | N  | @MIN     | L      | 5-9      | 46-57 | 4    | -12.0 | Hughes (10-6)     | Happ (4-6)       | --             | 3:08 | 30,534 |
| 7/31 | N  | @MIN     | W      | 6-1      | 47-57 | 4    | -11.0 | WALKER (8-7)      | Milone (5-3)     | --             | 2:23 | 27,643 |

|                    |                      |                              |                  |                   |                                   |
|--------------------|----------------------|------------------------------|------------------|-------------------|-----------------------------------|
| <b>JULY TOTALS</b> | <b>Record: 12-15</b> | <b>Batting Average: .268</b> | <b>ERA: 4.63</b> | <b>FLD%: .983</b> | <b>Average Time of Game: 3:05</b> |
|--------------------|----------------------|------------------------------|------------------|-------------------|-----------------------------------|



# August Review (14-14)

## RECORD BREAKDOWN

|                     |  |
|---------------------|--|
| Overall .....       |  |
| 14-14 .....         |  |
| Home .....          |  |
| 7-5 .....           |  |
| Away .....          |  |
| 7-9 .....           |  |
| Day 6-5 .....       |  |
| Night .....         |  |
| 8-9 .....           |  |
| 1-Run / 2-Run ..... |  |
| 6-4 / 4-2 .....     |  |
| AL West .....       |  |
| 5-5 .....           |  |
| AL Central .....    |  |
| 4-5 .....           |  |
| AL East .....       |  |
| 3-3 .....           |  |
| Interleague .....   |  |
| 2-1 .....           |  |

## AL WEST STANDINGS

| Team | W  | L  | GB   |
|------|----|----|------|
| HOU  | 73 | 59 | --   |
| TEX  | 68 | 62 | 4.0  |
| LAA  | 65 | 66 | 7.5  |
| SEA  | 61 | 71 | 12.0 |
| OAK  | 58 | 74 | 15.0 |

## DAYS BY PLACE IN AL WEST

|     |    |
|-----|----|
| 1st | 0  |
| 2nd | 0  |
| 3rd | 0  |
| 4th | 31 |
| 5th | 0  |

## BATTING LEADERS

|                                   |  |
|-----------------------------------|--|
| Games .....                       |  |
| Canó / Seager - 28                |  |
| Batting Average .....             |  |
| Canó - .351                       |  |
| Hits Canó - 40                    |  |
| Runs .....                        |  |
| Cruz - 24                         |  |
| 2B Canó / Marte - 8               |  |
| 3B S. Smith / Marte / Jackson - 1 |  |
| HR Cruz - 12                      |  |
| RBI Gutierrez - 20                |  |
| BB Cruz - 14                      |  |
| SO Jackson - 33                   |  |
| OBP .....                         |  |
| Cruz / Canó - .403                |  |
| SLG .....                         |  |
| Cruz - .704                       |  |
| OPS .....                         |  |
| Cruz - 1.107                      |  |
| XBH .....                         |  |
| Cruz - 18                         |  |
| SB Seager - 4                     |  |
| CS 5 Players - 1                  |  |
| TB Cruz - 76                      |  |
| Multi-Hit .....                   |  |
| Canó / Jackson - 12               |  |

## PITCHING LEADERS

|                      |  |
|----------------------|--|
| W (starter) .....    |  |
| Iwakuma - 4          |  |
| W (reliever) .....   |  |
| Rasmussen/Rodney - 2 |  |
| L (starter) .....    |  |
| 3 Players - 2        |  |
| L (reliever) .....   |  |
| 6 Players - 1        |  |
| Saves .....          |  |
| Wilhelmsen - 5       |  |

**TEAM NOTES**...finished August with a 14-14 record...the 14 wins tie a team-high for wins in a month this season (also: 14 wins in May)...finished the month 4th in the AL West standings, 12.0 games back of the division-leading Astros after closing the gap to as few as 8.0 games mid-month...won 3 of first 4 games in August and 7 of first 11 games...wrapped up the month by going 5-4 over final 9 games...4-3-1 in 8 series in August, winning the first three at Colorado, vs. Texas and vs. Baltimore.

## ODDS AND ENDS...

- The Mariners offense continued its upward trend, ranking in the top 5 in AL in 6 offensive categories in August including 2nd in HR (42) and extra base hits (103), 3rd in hits (267) and slugging percentage (.454), 4th in runs (133) and 5th in RBI (127).
- Seattle's team ERA jumped to 5.61 in August, the highest monthly ERA since posting a 5.78 ERA in August of 2008...combined with last month's 4.63 ERA, it's the first time the Mariners have had ERA's over 4.50 in consecutive months since July and August of 2011 (4.66 and 4.85).
- The Mariners are hitting .259 with 216 extra-base hits and averaging 4.4 runs/game since Edgar Martinez took over as hitting coach on June 20...hit .233 w/3.38 RPG in first 68 G of season.
- John Hicks** made his MLB debut at CWS on Aug 29, playing 3B as a defensive replacement in the 8th inning...he did not have a plate appearance in that game, but went 1x5 with a single in his first MLB at-bat the next day...became the 28th player in franchise history to record a hit in his first career plate appearance
- Ketel Marte** collected his first MLB hit on Aug. 1, but didn't stop there, batting .289 (28x97), tying for the team lead with 7 doubles and a triple and adding 3 stolen bases.
- Hisashi Iwakuma** was solid in August, leading the pitching staff with a 4-1 record and a 3.21 ERA (15 ER, 42.0 IP), striking out 37 batters to just 10 walks and holding opposing hitters to a .187 average in 6 August starts.
- Mark Trumbo** closed out the month strong, belting a pair of home runs at Houston on Aug. 31...it was his 7th career multi-HR game last night, second this season, but first with the Mariners...Trumbo finished August by hitting safely in 12 of final 13 games, batting .294 (15x51) with 5 HR and 9 RBI.

**IWAKUMA NO-NO**...**Hisashi Iwakuma** threw the 5th no-hitter (4th individual) in Mariners history on Aug. 12 in a 3-0 win vs. Baltimore...here are some details on the historic pitching performance:

- Home No-No's** - Was the 5th no-hitter in Seattle Mariners history, the 4th individual...all 5 of the Mariners no-hitters have come in home games, with 3 at Safeco Field (Iwakuma, Felix, combined no-no) and two at The Kingdome (Randy Johnson, Chris Bosio).
- Japanese No-Hitter** - Became the second Japanese-born pitcher with a no-hitter in MLB history, joining Hideo Nomo: Sept. 17, 1996 at COL (w/ Dodgers) & April 4, 2001 at BAL (w/ Boston).
- Breaking the AL Jinx** - Became the first American League pitcher to pitch a no-hitter since teammate **Felix Hernandez** did it on August 15, 2012...were 12 no hitters (11 individual, one combined) in the National League since Felix's Perfect Game...marks the longest streak of no-hitters thrown in one league since the inception of the AL in 1901.

**CANÓ (STILL) CRUSHING**...**Robinson Canó** continued his upward climb offensively, batting a team-best .351 (40x114) in August to raise his season average 20 points from .263 to .283...Canó tied for the team lead with 8 doubles including the 30th of the year on Aug. 25, giving him 30+ doubles for 11-straight seasons...became the first player in MLB history to record 11 consecutive 30-double seasons to open a career and just the 6th player with 11 consecutive seasons with 30+ doubles in baseball history.

**CRUZIN' THROUGH AUGUST**...**Nelson Cruz** batted .315 (34x108) with 24 runs scored, 6 doubles, 12 home runs, 19 RBI, 14 walks and 1 stolen base in 27 games in August...during the month, Cruz led the American League in home runs (12) while ranking 3rd in runs scored (24) and extra-base hits (18), and 5th in slugging percentage (.704) and OPS (1.107)...his 12 HR in August marked the third time to reach double-digits in HR in a month: 13 in May 2014 & 10 in April 2014 (with BAL)...Cruz had an AL-best 21-game hitting streak snapped on Aug. 10...also reached base safely in a career-high 37 consecutive games, the 3rd-longest streak in the Majors this season.

**GUTI, GUTI, GOOD**...**Franklin Gutierrez** had a solid August, leading the team in RBI (20) and posting a .339 batting average and .742 slugging percentage despite recording just 62 at-bats in 19 games in the month...hit 7 home runs in August including 2 in the Mariners 10-8 win at Boston on Aug. 16...though he did not have enough plate appearances to qualify for the AL leaders, his .742 slugging percentage was 2nd-best in the AL among players with at least 60 ABs and his 20 RBI were T10th.

## MOST HR THROUGH AUG.

|                                 |           |
|---------------------------------|-----------|
| 1. Ken Griffey Jr. (1998).....  | 47        |
| 2. Ken Griffey Jr. (1997).....  | 44        |
| 3. Ken Griffey Jr. (1996).....  | 41        |
| Ken Griffey Jr. (1999).....     | 41        |
| 5. Ken Griffey Jr. (1994).....  | 40        |
| 6. Ken Griffey Jr. (1993).....  | 39        |
| <b>Nelson Cruz (2015) .....</b> | <b>39</b> |
| 8. Jay Buhner (1996).....       | 38        |
| Alex Rodriguez (1998).....      | 38        |

## AUG. HR LEADERS (MLB)

|                                   |           |
|-----------------------------------|-----------|
| 1. <b>Nelson Cruz (SEA) .....</b> | <b>12</b> |
| 2. Josh Donaldson (TOR).....      | 11        |
| Edwin Encarnacion (TOR).....      | 11        |
| 4. Jose Bautista (TOR).....       | 10        |
| Chris Davis (BAL).....            | 10        |
| Khristian Davis (MIL).....        | 10        |
| Carlos Gonzalez (COL).....        | 10        |
| 8. David Ortiz (BOS).....         | 9         |
| Miguel Sano (MIN).....            | 9         |
| Kyle Schwarber (CHC).....         | 9         |

## AUG. TEAM HOME RUNS (AL)

|                                  |           |
|----------------------------------|-----------|
| 1. Toronto Blue Jays.....        | 49        |
| <b>2. Seattle Mariners .....</b> | <b>42</b> |
| 3. Baltimore Orioles.....        | 40        |
| 4. Houston Astros .....          | 36        |
| 5. Minnesota Twins.....          | 35        |
| 6. Boston Red Sox.....           | 34        |
| 7. Tampa Bay Rays .....          | 33        |
| 8. New York Yankees.....         | 32        |
| 9. Texas Rangers.....            | 28        |
| 10. Detroit Tigers.....          | 27        |

# August Review (14-14)



| PLAYER          | AVG         | G         | AB          | R          | H          | TB         | 2B        | 3B       | HR        | RBI        | SH        | SF        | HP        | BB        | IBB      | SO         | SB        | CS       | DP        | GI        |             |             | PINCH HIT |          |          |          |
|-----------------|-------------|-----------|-------------|------------|------------|------------|-----------|----------|-----------|------------|-----------|-----------|-----------|-----------|----------|------------|-----------|----------|-----------|-----------|-------------|-------------|-----------|----------|----------|----------|
|                 |             |           |             |            |            |            |           |          |           |            |           |           |           |           |          |            |           |          |           | E         | SLG         | OBP         | AB        | H        | HR       | RBI      |
| Cano, R         | .351        | 28        | 114         | 17         | 40         | 56         | 7         | 0        | 3         | 16         | 0         | 0         | 0         | 10        | 1        | 21         | 0         | 1        | 3         | 1         | .491        | .403        | 0         | 0        | 0        |          |
| Cruz, N         | .315        | 27        | 108         | 24         | 34         | 76         | 6         | 0        | 12        | 19         | 0         | 0         | 2         | 14        | 2        | 31         | 1         | 0        | 2         | 1         | .704        | .403        | 0         | 0        | 0        |          |
| Gutierrez, F    | .339        | 19        | 62          | 12         | 21         | 46         | 4         | 0        | 7         | 20         | 0         | 0         | 1         | 4         | 0        | 19         | 0         | 0        | 3         | 0         | .742        | .388        | 3         | 1        | 0        |          |
| +Hicks, J       | .200        | 2         | 5           | 1          | 1          | 1          | 0         | 0        | 0         | 0          | 0         | 0         | 0         | 0         | 0        | 3          | 0         | 0        | 0         | 0         | .200        | .200        | 0         | 0        | 0        |          |
| Jackson, A      | .314        | 27        | 105         | 12         | 33         | 46         | 5         | 1        | 2         | 13         | 0         | 0         | 0         | 4         | 0        | 33         | 3         | 1        | 1         | 0         | .438        | .339        | 2         | 2        | 0        |          |
| +Marte, K       | .289        | 26        | 97          | 10         | 28         | 37         | 7         | 1        | 0         | 6          | 1         | 2         | 0         | 10        | 0        | 19         | 3         | 1        | 1         | 2         | .381        | .349        | 0         | 0        | 0        |          |
| Miller, B       | .281        | 22        | 64          | 9          | 18         | 26         | 5         | 0        | 1         | 3          | 2         | 0         | 1         | 7         | 0        | 17         | 2         | 1        | 2         | 4         | .406        | .361        | 0         | 0        | 0        |          |
| Montero, J      | .164        | 19        | 61          | 3          | 10         | 17         | 4         | 0        | 1         | 6          | 0         | 0         | 0         | 0         | 0        | 20         | 0         | 0        | 1         | 1         | .279        | .164        | 3         | 1        | 0        |          |
| Morrison, L     | .204        | 22        | 49          | 5          | 10         | 18         | 5         | 0        | 1         | 5          | 1         | 0         | 0         | 5         | 0        | 13         | 1         | 0        | 0         | 2         | .367        | .278        | 4         | 0        | 0        |          |
| Seager, K       | .239        | 28        | 117         | 15         | 28         | 52         | 6         | 0        | 6         | 12         | 0         | 1         | 0         | 8         | 0        | 23         | 4         | 1        | 2         | 1         | .444        | .286        | 1         | 0        | 0        |          |
| Smith, S        | .204        | 20        | 49          | 6          | 10         | 20         | 5         | 1        | 1         | 6          | 1         | 1         | 1         | 7         | 2        | 11         | 0         | 0        | 3         | 0         | .408        | .310        | 3         | 1        | 0        |          |
| Sucre, J        | .135        | 12        | 37          | 2          | 5          | 6          | 1         | 0        | 0         | 3          | 2         | 0         | 0         | 2         | 0        | 5          | 0         | 0        | 2         | 0         | .162        | .179        | 0         | 0        | 0        |          |
| Trumbo, M       | .263        | 22        | 76          | 13         | 20         | 43         | 2         | 0        | 7         | 14         | 0         | 1         | 0         | 10        | 1        | 22         | 0         | 0        | 1         | 1         | .566        | .345        | 0         | 0        | 0        |          |
| Zunino, M       | .130        | 18        | 54          | 4          | 7          | 10         | 0         | 0        | 1         | 2          | 3         | 0         | 0         | 3         | 0        | 20         | 0         | 0        | 1         | 1         | .185        | .175        | 0         | 0        | 0        |          |
| <b>SEATTLE</b>  | <b>.265</b> | <b>28</b> | <b>1007</b> | <b>133</b> | <b>267</b> | <b>457</b> | <b>58</b> | <b>3</b> | <b>42</b> | <b>127</b> | <b>10</b> | <b>5</b>  | <b>5</b>  | <b>84</b> | <b>6</b> | <b>260</b> | <b>14</b> | <b>5</b> | <b>22</b> | <b>14</b> | <b>.454</b> | <b>.323</b> | <b>16</b> | <b>5</b> | <b>0</b> | <b>3</b> |
| <b>OPPONENT</b> | <b>.286</b> | <b>28</b> | <b>1027</b> | <b>169</b> | <b>294</b> | <b>473</b> | <b>65</b> | <b>3</b> | <b>36</b> | <b>162</b> | <b>4</b>  | <b>10</b> | <b>13</b> | <b>91</b> | <b>5</b> | <b>210</b> | <b>15</b> | <b>5</b> | <b>20</b> | <b>20</b> | <b>.461</b> | <b>.349</b> | <b>22</b> | <b>6</b> | <b>0</b> | <b>2</b> |
| <b>DH</b>       | <b>.234</b> | <b>28</b> | <b>94</b>   | <b>16</b>  | <b>22</b>  | <b>46</b>  | <b>6</b>  | <b>0</b> | <b>6</b>  | <b>17</b>  | <b>0</b>  | <b>0</b>  | <b>0</b>  | <b>12</b> | <b>1</b> | <b>29</b>  | <b>0</b>  | <b>0</b> | <b>1</b>  | <b>0</b>  | <b>.489</b> | <b>.321</b> | <b>1</b>  | <b>1</b> | <b>0</b> | <b>0</b> |
| <b>PITCHERS</b> | <b>.222</b> | <b>28</b> | <b>9</b>    | <b>0</b>   | <b>2</b>   | <b>3</b>   | <b>1</b>  | <b>0</b> | <b>0</b>  | <b>2</b>   | <b>0</b>  | <b>0</b>  | <b>0</b>  | <b>0</b>  | <b>0</b> | <b>3</b>   | <b>0</b>  | <b>0</b> | <b>0</b>  | <b>0</b>  | <b>.333</b> | <b>.222</b> | <b>0</b>  | <b>0</b> | <b>0</b> | <b>0</b> |

| PITCHER          | R/L | W         | L         | ERA         | G         | GS        | CG       | GF        | SHO      | SV        | IP           | H          | R          | ER         | HR        | HB        | BB        | IBB      | SO         | WP        | BK       | AVG         | OPP |
|------------------|-----|-----------|-----------|-------------|-----------|-----------|----------|-----------|----------|-----------|--------------|------------|------------|------------|-----------|-----------|-----------|----------|------------|-----------|----------|-------------|-----|
|                  |     |           |           |             |           |           |          |           |          |           |              |            |            |            |           |           |           |          |            |           |          |             | AVG |
| Beimel, J        | L   | 0         | 0         | 19.29       | 9         | 0         | 0        | 1         | 0        | 0         | 4.2          | 9          | 12         | 10         | 5         | 1         | 4         | 0        | 1          | 0         | 0        | .409        |     |
| Elias, R         | L   | 0         | 1         | 3.52        | 2         | 1         | 0        | 0         | 0        | 0         | 7.2          | 9          | 4          | 3          | 0         | 1         | 1         | 0        | 3          | 0         | 0        | .300        |     |
| Farquhar, D      | R   | 0         | 1         | 3.18        | 5         | 0         | 0        | 1         | 0        | 1         | 5.2          | 5          | 4          | 2          | 0         | 0         | 4         | 1        | 4          | 0         | 0        | .238        |     |
| +Guaibe, M       | R   | 0         | 1         | 6.52        | 6         | 0         | 0        | 1         | 0        | 0         | 9.2          | 16         | 8          | 7          | 4         | 0         | 3         | 0        | 8          | 0         | 0        | .372        |     |
| Hernandez, F     | R   | 3         | 2         | 6.60        | 5         | 5         | 0        | 0         | 0        | 0         | 30.0         | 41         | 22         | 22         | 5         | 4         | 5         | 0        | 27         | 2         | 0        | .328        |     |
| Iwakuma, H       | R   | 4         | 1         | 3.21        | 6         | 6         | 1        | 0         | 1        | 0         | 42.0         | 28         | 15         | 15         | 3         | 1         | 10        | 0        | 37         | 1         | 0        | .187        |     |
| Kensing, L       | R   | 0         | 0         | 7.94        | 4         | 0         | 0        | 1         | 0        | 0         | 5.2          | 3          | 5          | 5          | 1         | 0         | 5         | 0        | 7          | 0         | 0        | .150        |     |
| +Montgomery, M   | L   | 0         | 2         | 9.61        | 5         | 5         | 0        | 0         | 0        | 0         | 19.2         | 32         | 21         | 21         | 3         | 1         | 12        | 0        | 14         | 3         | 0        | .368        |     |
| Nuno, V          | L   | 0         | 2         | 5.06        | 6         | 5         | 0        | 1         | 0        | 0         | 26.2         | 32         | 15         | 15         | 9         | 2         | 7         | 1        | 17         | 2         | 0        | .302        |     |
| +Olmos, E        | L   | 1         | 0         | 2.13        | 5         | 1         | 0        | 1         | 0        | 0         | 12.2         | 10         | 3          | 3          | 0         | 1         | 7         | 1        | 4          | 1         | 0        | .217        |     |
| +Rasmussen, R    | L   | 2         | 1         | 13.50       | 13        | 0         | 0        | 3         | 0        | 0         | 10.2         | 21         | 17         | 16         | 1         | 0         | 6         | 0        | 12         | 1         | 0        | .396        |     |
| Rodney, F        | R   | 2         | 1         | 6.23        | 10        | 0         | 0        | 3         | 0        | 0         | 8.2          | 9          | 6          | 6          | 0         | 1         | 6         | 0        | 11         | 1         | 0        | .257        |     |
| +Rollins, D      | L   | 0         | 1         | 7.84        | 6         | 0         | 0        | 4         | 0        | 0         | 10.1         | 18         | 9          | 9          | 1         | 0         | 2         | 0        | 10         | 0         | 0        | .375        |     |
| +Smith, C        | R   | 0         | 1         | 3.86        | 14        | 0         | 0        | 5         | 0        | 4         | 16.1         | 16         | 8          | 7          | 0         | 1         | 7         | 2        | 19         | 3         | 0        | .262        |     |
| Sucre, J         | R   | 0         | 0         | 27.00       | 1         | 0         | 0        | 1         | 0        | 0         | 1.0          | 5          | 3          | 3          | 1         | 0         | 0         | 0        | 0          | 0         | 0        | .625        |     |
| Walker, T        | R   | 2         | 0         | 3.73        | 5         | 5         | 0        | 0         | 0        | 0         | 31.1         | 30         | 13         | 13         | 2         | 0         | 6         | 0        | 24         | 0         | 0        | .252        |     |
| Wilhelmsen, T    | R   | 0         | 0         | 2.30        | 14        | 0         | 0        | 5         | 0        | 5         | 15.2         | 10         | 4          | 4          | 1         | 0         | 6         | 0        | 12         | 0         | 0        | .189        |     |
| <b>SEATTLE</b>   |     | <b>14</b> | <b>14</b> | <b>5.61</b> | <b>28</b> | <b>28</b> | <b>1</b> | <b>27</b> | <b>2</b> | <b>10</b> | <b>258.1</b> | <b>294</b> | <b>169</b> | <b>161</b> | <b>36</b> | <b>13</b> | <b>91</b> | <b>5</b> | <b>210</b> | <b>14</b> | <b>0</b> | <b>.286</b> |     |
| <b>OPPONENTS</b> |     | <b>14</b> | <b>14</b> | <b>4.36</b> | <b>28</b> | <b>28</b> | <b>1</b> | <b>27</b> | <b>0</b> | <b>3</b>  | <b>258.0</b> | <b>267</b> | <b>133</b> | <b>125</b> | <b>42</b> | <b>5</b>  | <b>84</b> | <b>6</b> | <b>260</b> | <b>11</b> | <b>1</b> | <b>.265</b> |     |

| DATE | D/N | OPPONENT | RESULT | SCORE     | REC   | POS. | GA/GB | WINNING PITCHER  | LOSING PITCHER    | SAVE           | TIME | ATT    |
|------|-----|----------|--------|-----------|-------|------|-------|------------------|-------------------|----------------|------|--------|
| 8/1  | N   | @MIN     | L      | 2-3       | 47-58 | 4    | -12.0 | May (7-7)        | Smith (1-5)       | --             | 2:45 | 36,901 |
| 8/2  | D   | @MIN     | W      | 4-1 (11)  | 48-58 | 4    | -12.0 | Rodney (4-4)     | Jepson (2-6)      | Wilhelmsen (2) | 3:12 | 30,325 |
| 8/3  | N   | @COL     | W      | 8-7       | 49-58 | 4    | -11.0 | Hernandez (13-6) | Butler (3-8)      | Smith (10)     | 3:19 | 33,107 |
| 8/4  | N   | @COL     | W      | 10-4      | 50-58 | 4    | -10.0 | Rasmussen (1-0)  | Friedrich (0-3)   | --             | 3:22 | 34,376 |
| 8/5  | D   | @COL     | L      | 5-7 (11)  | 50-59 | 4    | -10.0 | Flande (2-1)     | Guaibe (0-3)      | --             | 4:06 | 30,196 |
| 8/6  |     | Off Day  |        |           | 50-59 | 4    | -10.5 |                  |                   |                |      |        |
| 8/7  | N   | TEX      | W      | 4-3       | 51-59 | 4    | -9.5  | Iwakuma (3-2)    | Hamels (0-1)      | Smith (11)     | 2:55 | 29,320 |
| 8/8  | D   | TEX      | L      | 3-11 (11) | 51-60 | 4    | -9.5  | Tolleson (4-2)   | Rasmussen (1-1)   | --             | 4:11 | 39,132 |
| 8/9  | D   | TEX      | W      | 4-2       | 52-60 | 4    | -8.5  | Hernandez (14-6) | LEWIS (12-5)      | Smith (12)     | 2:34 | 29,939 |
| 8/10 | N   | BAL      | L      | 2-3       | 52-61 | 4    | -9.0  | Chen (6-6)       | Nuño (0-1)        | Britton (28)   | 2:36 | 20,839 |
| 8/11 | N   | BAL      | W      | 6-5 (10)  | 53-61 | 4    | -8.0  | Rodney (5-4)     | McFarland (0-2)   | --             | 3:29 | 24,863 |
| 8/12 | D   | BAL      | W      | 3-0       | 54-61 | 4    | -8.0  | IWAKUMA (4-2)    | Gausman (2-4)     | --             | 2:29 | 25,661 |
| 8/13 |     | Off Day  |        |           | 54-61 | 4    | -8.0  |                  |                   |                |      |        |
| 8/14 | N   | @BOS     | L      | 1-15      | 54-62 | 4    | -9.0  | Kelly (5-6)      | Montgomery (4-5)  | --             | 3:30 | 37,678 |
| 8/15 | D   | @BOS     | L      | 10-22     | 54-63 | 4    | -9.0  | Miley (9-9)      | Hernandez (14-7)  | --             | 3:21 | 36,027 |
| 8/16 | D   | @BOS     | W      | 10-8 (12) | 55-63 | 4    | -9.0  | Rasmussen (2-1)  | Breslow (0-3)     | Farquhar (1)   | 4:24 | 35,260 |
| 8/17 | N   | @TEX     | L      | 3-4       | 55-64 | 4    | -9.0  | Tolleson (5-2)   | Rodney (5-5)      | --             | 2:51 | 19,880 |
| 8/18 | N   | @TEX     | W      | 3-2       | 56-64 | 4    | -9.0  | Iwakuma (5-2)    | Gonzalez (2-5)    | Smith (13)     | 2:44 | 26,870 |
| 8/19 | D   | @TEX     | L      | 2-7       | 56-65 | 4    | -10.0 | Holland (1-1)    | Montgomery (4-6)  | --             | 2:39 | 20,142 |
| 8/20 |     | Off Day  |        |           | 56-65 | 4    | -9.5  |                  |                   |                |      |        |
| 8/21 | N   | CWS      | L      | 4-11      | 56-66 | 4    | -10.5 | Sale (12-7)      | Hernandez (14-8)  | --             | 3:06 | 35,770 |
| 8/22 | N   | CWS      | L      | 3-6 (10)  | 56-67 | 4    | -11.5 | Jones (1-0)      | Farquhar (0-4)    | Robertson (25) | 3:23 | 32,085 |
| 8/23 | D   | CWS      | W      | 8-6       | 57-67 | 4    | -11.5 | Walker (9-7)     | Danks (6-11)      | Wilhelmsen (3) | 2:48 | 30,537 |
| 8/24 | N   | OAK      | L      | 5-11      | 57-68 | 4    | -11.5 | Mujica (3-4)     | Iwakuma (5-3)     | --             | 3:09 | 17,970 |
| 8/25 | N   | OAK      | W      | 6-5       | 58-68 | 4    | -11.5 | Olmos (1-0)      | Chavez (7-13)     | Wilhelmsen (4) | 3:05 | 17,498 |
| 8/26 | D   | OAK      | W      | 8-2       | 59-68 | 4    | -11.5 | Hernandez (15-8) | Bassitt (1-6)     | --             | 3:00 | 23,338 |
| 8/27 | N   | @CWS     | L      | 2-4       | 59-69 | 4    | -12.0 | Rodon (6-5)      | Elias (4-7)       | Robertson (27) | 2:39 | 15,076 |
| 8/28 | N   | @CWS     | W      | 2-0       | 60-69 | 4    | -11.0 | Walker (10-7)    | Danks (6-12)      | Wilhelmsen (5) | 2:52 | 27,870 |
| 8/29 | N   | @CWS     | W      | 7-6       | 61-69 | 4    | -11.0 | Iwakuma (6-3)    | Samardzija (8-11) | Wilhelmsen (6) | 4:16 | 26,011 |
| 8/30 | D   | @CWS     | L      | 5-6 (11)  | 61-70 | 4    | -11.0 | Robertson (6-3)  | Rollins (0-1)     | --             | 4:01 | 28,031 |
| 8/31 | N   | @HOU     | L      | 3-8       | 61-71 | 4    | -12.0 | Keuchel (16-6)   | Nuño (0-2)        | --             | 2:48 | 19,923 |

|                      |                      |                              |                  |                   |                                   |
|----------------------|----------------------|------------------------------|------------------|-------------------|-----------------------------------|
| <b>AUGUST TOTALS</b> | <b>Record: 14-14</b> | <b>Batting Average: .265</b> | <b>ERA: 5.61</b> | <b>FLD%: .987</b> | <b>Average Time of Game: 3:12</b> |
|----------------------|----------------------|------------------------------|------------------|-------------------|-----------------------------------|



# September/October Review (15-15)

## RECORD BREAKDOWN

|                     |  |
|---------------------|--|
| Overall .....       |  |
| 15-15 .....         |  |
| Home .....          |  |
| 7-9 .....           |  |
| Away .....          |  |
| 8-6 .....           |  |
| Day 4-3 .....       |  |
| Night .....         |  |
| 11-12 .....         |  |
| 1-Run / 2-Run ..... |  |
| 2-7 / 4-1 .....     |  |
| AL West .....       |  |
| 13-12 .....         |  |
| AL Central .....    |  |
| 1-2 .....           |  |
| AL East .....       |  |
| 0-0 .....           |  |
| Interleague .....   |  |
| 1-2 .....           |  |

## AL WEST STANDINGS

| Team | W  | L  | GB   |
|------|----|----|------|
| TEX  | 88 | 74 | --   |
| HOU  | 86 | 76 | 2.0  |
| LAA  | 85 | 77 | 3.0  |
| SEA  | 76 | 86 | 12.0 |
| OAK  | 68 | 94 | 20.0 |

## DAYS BY PLACE IN AL WEST

|     |    |
|-----|----|
| 1st | 0  |
| 2nd | 0  |
| 3rd | 0  |
| 4th | 34 |
| 5th | 0  |

## BATTING LEADERS

|                            |  |
|----------------------------|--|
| Games .....                |  |
| Canó / Seager / Marte - 30 |  |
| Batting Average .....      |  |
| Canó - .305                |  |
| Hits Canó - 36             |  |
| Runs .....                 |  |
| Seager - 21                |  |
| 2B Seager - 9              |  |
| 3B Marte - 2               |  |
| HR Canó - 7                |  |
| RBI Canó - 21              |  |
| BB Seager - 14             |  |
| SO Cruz - 37               |  |
| OBP .....                  |  |
| Seager - .376              |  |
| SLG .....                  |  |
| Canó - .508                |  |
| OPS .....                  |  |
| Seager - .872              |  |
| XBH .....                  |  |
| Seager - 14                |  |
| SB Marte - 5               |  |
| CS Marte - 3               |  |
| TB Canó - 60               |  |
| Multi-Hit .....            |  |
| Marte - 10                 |  |

## PITCHING LEADERS

|                         |  |
|-------------------------|--|
| W (starter) .....       |  |
| Hernandez / Iwakuma - 3 |  |
| W (reliever) .....      |  |
| Kensing - 2             |  |
| L (starter) .....       |  |
| Iwakuma / Nuño - 2      |  |
| L (reliever) .....      |  |
| Farguhar - 4            |  |
| Saves .....             |  |
| Wilhelmsen - 7          |  |
| GS Iwakuma / Elias - 6  |  |
| G Kensing - 15          |  |
| IP Iwakuma - 40.0       |  |

**TEAM NOTES**...finished September and October with a 15-15 record...the 15 wins was a team-high for wins in a month this season (14 in May and August)...finished the season 4th in the AL West standings, 12.0 games back of the division-leading Rangers... opened month with 5 consecutive wins, the first time opening a month with at least 5 consecutive wins since October 2011... posted a 7-2 record after 9 games...closed out the month going 2-9 in final 11 games, including 6-game losing streak...4-5-1 in 10 series in Sept/Oct, winning the 4 of the first 6 of the month...pulled off 3-game sweep at Oakland Sept. 4-6, the second 3-game sweep at Oakland this season.

## ODDS AND ENDS...

- The Mariners pitching staff posted the 2nd lowest ERA in the AL in Sept./Oct. at 3.48 (104 ER, 269.1 IP), just behind Cleveland's 3.29 ERA...Seattle allowed 3 or fewer runs in 17 games and posted 2 shutouts, blanking TEX in back-to-back games Sept. 9-10.
- The Mariners bullpen posted a 3.18 ERA in Sept/Oct, the 3rd lowest in the American League over that time...lowest monthly bullpen ERA since posting a 2.84 ERA in August 2014.
- The Mariners played 2 extra inning games in Sept/Oct (0-2), giving them a franchise record of 23 this season (10-13).
- Seattle opened Sept. with 5-straight wins to wrap up a 10-game road trip at 7-3...marked the 6th road trip in club history of 10+ games to post a .700 winning percentage (or better)...best road trip of 10+ games since a 11-1 road trip May 27-June 8, 2003.
- Logan Morrison** homered in each of the first 2 games of September, coming off the bench in each game...became the second Mariners player to hit a HR in consecutive team games in which he did not start, joining Leroy Stanton in 1977.
- Shawn O'Malley** made his Mariners debut at Houston on Sept. 2, going 3-for-4 with 2 RBI...according to the *Elias Sports Bureau* he became the 4th player with 3+ hits and 2+ RBI in the first game in a Mariners uniform, joining Henry Cotto (4/6/88 at OAK), Eliezer Alfonzo (5/30/10 at LAA) and Seth Smith (4/6/15 vs. LAA).
- Ketel Marte** hit his first MLB home run on Sept. 26 at LAA, then followed with a solo home run at home vs. HOU on Sept. 28.

**CANO 2000**...**Robinson Canó** recorded his 2,000th career hit on Sept. 23, becoming the 14th player in MLB history with 2,000 hits within the first 11 seasons of a career...he's 5th-youngest active player (32 years, 336 days) with 2,000 hits behind Miguel Cabrera (30 years, 351 days), Alex Rodriguez (30, 359), Albert Pujols (31, 194) & Adrian Beltre (32, 150).

**CANO EXTRA-SPECIAL MILESTONE**...recorded his 50th extra-base hit of the season with a home run on Sept. 12...became just the 5th player in MLB history to open a career with at least 50 extra-base hits in each of the first 11 seasons...only Carlos Lee (first 13 seasons), Albert Pujols (first 12 seasons), Eddie Matthews (first 12 seasons) and Paul Waner (first 11 seasons) have recorded 50+ extra-base hits in each of their first 11 MLB seasons.

**BIG NIGHT OUT IN KC**...Seattle tied a season high with 11 runs scored in an 11-2 win at KC on Sept. 22...hit 5 home runs, 2nd time to hit 5+ HR this season (also: 6, May 12 vs. SD)...scored 7 runs in the 3rd inning, the most in a single frame since scoring 7 in 4th inning on Sept. 19, 2014 at Houston...Robinson Canó collected his 15th career multi-HR game...Hisashi Iwakuma struck out a season-high 10 hitters.

**EXTRA! EXTRA!**...Seattle collected 7 extra-base hits (5 HR, 2B, 3B) on Sept 22, and collected 7 extra-base hits (5 2B, 2 HR) on Sept. 20 at Texas...it is the 9th time in club history that Seattle has had back-to-back games with 7+ extra-base hits (last: Sept. 24-25, 2001)...the last team to post 3+ straight games with 7+ extra-base hits was Oakland (3) Aug. 29-31, 2012.

**MARTE MAKING NOISE**...**Ketel Marte** had the best month of his rookie campaign, batting .288 (34x118), leading the team with 10 multi-hit games and appearing in all 30 games...he added 14 runs scored, 11 RBI, and a .359 on-base percentage...34 hits were the 2nd most in franchise history for Sept./Oct. (Ichiro, 37, 2001)...his .288 batting average was 2nd-highest in the AL in Sept./Oct. by a rookie and his .359 OBP was 3rd-best.

**CANO STREAKING**...**Robinson Canó** wrapped up the season with a 16-game hitting streak (since Sept. 16), batting .354 (23x65) during the streak with 9 R, 5 HR and 14 RBI...streak is the 6th longest of his career and longest since career-best 23-game streak June 24-July 20, 2012...also longest streak to end a Mariners season in club history and longest active streak in the MLB.

## MOST HR BY RH (SEA)

|                                    |           |
|------------------------------------|-----------|
| 1. <b>Nelson Cruz (2015)</b> ..... | <b>44</b> |
| Jay Buhner (1996) .....            | 44        |
| 3. Alex Rodriguez (1998) .....     | 42        |
| Alex Rodriguez (1999) .....        | 42        |
| 5. Alex Rodriguez (2000) .....     | 41        |
| 6. Jay Buhner (1997) .....         | 40        |
| Jay Buhner (1995) .....            | 40        |
| 8. Richie Sexson (2005) .....      | 39        |
| 9. Bret Boone (2001) .....         | 37        |
| Edgar Martinez (2000) .....        | 37        |

## SEPT/OCT AL BULLPEN ERA

|                         |             |
|-------------------------|-------------|
| 1. Texas .....          | 2.42        |
| 2. Cleveland .....      | 2.73        |
| 3. <b>Seattle</b> ..... | <b>3.18</b> |
| 4. Detroit .....        | 3.69        |
| 5. Minnesota .....      | 3.81        |
| 6. Los Angeles .....    | 3.99        |
| 7. Kansas City .....    | 4.05        |
| 8. Boston .....         | 4.14        |
| 9. Tampa Bay .....      | 4.47        |
| 10. Baltimore .....     | 4.51        |

## SEPT/OCT ERA LEADERS (AL)

|                                       |             |
|---------------------------------------|-------------|
| 1. Cody Anderson (CLE) .....          | 1.38        |
| 2. Jose Quintana (CWS) .....          | 1.50        |
| 3. Ervin Santana (MIN) .....          | 1.88        |
| 4. <b>Hisashi Iwakuma (SEA)</b> ..... | <b>2.03</b> |
| 5. David Price (TOR) .....            | 2.32        |
| 6. Tyler Duffey (MIN) .....           | 2.43        |
| R.A. Dickey (TOR) .....               | 2.43        |
| 8. Drew Smyly (TB) .....              | 2.50        |
| 9. <b>Felix Hernandez (SEA)</b> ..... | <b>2.86</b> |
| 10. Marco Estrada (TOR) .....         | 2.96        |



# September/October Review (15-15)



| PLAYER          | AVG         | G         | AB          | R          | H          | TB         | 2B        | 3B       | HR        | RBI        | SH       | SF        | HP        | BB         | IBB      | SO         | SB        | CS        | GI        |           |             |             | PINCH HIT |          |          |          |
|-----------------|-------------|-----------|-------------|------------|------------|------------|-----------|----------|-----------|------------|----------|-----------|-----------|------------|----------|------------|-----------|-----------|-----------|-----------|-------------|-------------|-----------|----------|----------|----------|
|                 |             |           |             |            |            |            |           |          |           |            |          |           |           |            |          |            |           |           | DP        | E         | SLG         | OBP         | AB        | H        | HR       | RBI      |
| +Baron,S        | .000        | 4         | 11          | 0          | 0          | 0          | 0         | 0        | 0         | 0          | 0        | 0         | 0         | 0          | 0        | 2          | 0         | 0         | 2         | 0         | .000        | .000        | 0         | 0        | 0        | 0        |
| Cano,R          | .305        | 30        | 118         | 16         | 36         | 60         | 3         | 0        | 7         | 21         | 0        | 1         | 0         | 9          | 1        | 16         | 0         | 1         | 12        | 0         | .508        | .352        | 0         | 0        | 0        | 0        |
| Cruz,N          | .233        | 23        | 90          | 13         | 21         | 36         | 0         | 0        | 5         | 11         | 0        | 1         | 0         | 7          | 2        | 37         | 0         | 0         | 3         | 0         | .400        | .286        | 0         | 0        | 0        | 0        |
| Gutierrez,F     | .265        | 17        | 49          | 10         | 13         | 30         | 2         | 0        | 5         | 7          | 0        | 0         | 2         | 6          | 1        | 18         | 0         | 0         | 1         | 1         | .612        | .368        | 3         | 0        | 0        | 0        |
| +Hicks,J        | .037        | 15        | 27          | 0          | 1          | 2          | 1         | 0        | 0         | 1          | 1        | 0         | 0         | 1          | 0        | 15         | 1         | 1         | 0         | 1         | .074        | .071        | 2         | 0        | 0        | 0        |
| Jones,J         | .176        | 20        | 17          | 1          | 3          | 4          | 1         | 0        | 0         | 0          | 0        | 0         | 0         | 0          | 0        | 7          | 0         | 1         | 0         | 0         | .235        | .176        | 1         | 0        | 0        | 0        |
| +Marte,K        | .288        | 30        | 118         | 14         | 34         | 51         | 7         | 2        | 11        | 1          | 0        | 0         | 13        | 0          | 24       | 5          | 3         | 0         | 7         | .432      | .359        | 0           | 0         | 0        | 0        |          |
| Miller,B        | .319        | 25        | 72          | 7          | 23         | 34         | 3         | 1        | 2         | 10         | 0        | 1         | 0         | 5          | 0        | 12         | 1         | 2         | 0         | 2         | .472        | .359        | 3         | 0        | 0        | 0        |
| Montero,J       | .270        | 13        | 37          | 6          | 10         | 20         | 1         | 0        | 3         | 10         | 0        | 0         | 0         | 1          | 0        | 10         | 0         | 0         | 1         | 0         | .541        | .289        | 2         | 0        | 0        | 0        |
| Morrison,L      | .266        | 28        | 64          | 9          | 17         | 32         | 3         | 0        | 4         | 14         | 0        | 1         | 1         | 7          | 1        | 8          | 1         | 2         | 1         | 1         | .500        | .342        | 3         | 1        | 1        | 2        |
| +O'Malley,S     | .262        | 24        | 42          | 10         | 11         | 15         | 1         | 0        | 1         | 7          | 2        | 1         | 0         | 12         | 0        | 14         | 3         | 0         | 0         | 0         | .357        | .418        | 6         | 0        | 0        | 0        |
| Romero,S        | .190        | 13        | 21          | 6          | 4          | 8          | 1         | 0        | 1         | 3          | 0        | 0         | 0         | 3          | 0        | 6          | 0         | 0         | 0         | 0         | .381        | .292        | 1         | 0        | 0        | 0        |
| Seager,K        | .287        | 30        | 115         | 21         | 33         | 57         | 9         | 0        | 5         | 19         | 0        | 1         | 3         | 14         | 1        | 18         | 1         | 2         | 2         | 3         | .496        | .376        | 0         | 0        | 0        | 0        |
| Smith,S         | .224        | 26        | 76          | 13         | 17         | 29         | 4         | 1        | 2         | 8          | 0        | 1         | 1         | 11         | 0        | 22         | 0         | 0         | 5         | 0         | .382        | .326        | 3         | 0        | 0        | 1        |
| Sucre,J         | .218        | 23        | 55          | 5          | 12         | 16         | 4         | 0        | 0         | 3          | 3        | 0         | 0         | 4          | 0        | 8          | 0         | 0         | 4         | 3         | .291        | .271        | 0         | 0        | 0        | 0        |
| Trumbo,M        | .300        | 29        | 100         | 13         | 30         | 44         | 5         | 0        | 3         | 13         | 0        | 0         | 0         | 8          | 0        | 24         | 0         | 0         | 0         | 1         | .440        | .352        | 1         | 1        | 1        | 1        |
| <b>SEATTLE</b>  | <b>.262</b> | <b>30</b> | <b>1012</b> | <b>144</b> | <b>265</b> | <b>438</b> | <b>45</b> | <b>4</b> | <b>40</b> | <b>138</b> | <b>7</b> | <b>7</b>  | <b>7</b>  | <b>101</b> | <b>6</b> | <b>241</b> | <b>12</b> | <b>12</b> | <b>31</b> | <b>22</b> | <b>.433</b> | <b>.331</b> | <b>25</b> | <b>2</b> | <b>2</b> | <b>4</b> |
| <b>OPPONENT</b> | <b>.249</b> | <b>30</b> | <b>1013</b> | <b>118</b> | <b>252</b> | <b>409</b> | <b>49</b> | <b>9</b> | <b>30</b> | <b>109</b> | <b>7</b> | <b>10</b> | <b>21</b> | <b>91</b>  | <b>5</b> | <b>259</b> | <b>13</b> | <b>10</b> | <b>21</b> | <b>20</b> | <b>.404</b> | <b>.321</b> | <b>34</b> | <b>9</b> | <b>0</b> | <b>0</b> |
| <b>DH</b>       | <b>.242</b> | <b>30</b> | <b>120</b>  | <b>20</b>  | <b>29</b>  | <b>47</b>  | <b>0</b>  | <b>0</b> | <b>6</b>  | <b>16</b>  | <b>0</b> | <b>1</b>  | <b>0</b>  | <b>10</b>  | <b>2</b> | <b>47</b>  | <b>0</b>  | <b>0</b>  | <b>3</b>  | <b>0</b>  | <b>.392</b> | <b>.298</b> | <b>3</b>  | <b>0</b> | <b>0</b> | <b>1</b> |

| PITCHER          | R/L | W         | L         | ERA         | G         | GS        | CG       | GF        | SHO      | SV        | IP           | H          | R          | ER         | HR        | HB        | BB         | IBB      | SO         | WP        | BK       | AVG         | OPP |   |     |
|------------------|-----|-----------|-----------|-------------|-----------|-----------|----------|-----------|----------|-----------|--------------|------------|------------|------------|-----------|-----------|------------|----------|------------|-----------|----------|-------------|-----|---|-----|
|                  |     |           |           |             |           |           |          |           |          |           |              |            |            |            |           |           |            |          |            |           |          |             | AB  | H | RBI |
| Beimel,J         | L   | 0         | 0         | 0.93        | 11        | 0         | 0        | 2         | 0        | 0         | 9.2          | 11         | 2          | 1          | 0         | 0         | 1          | 0        | 3          | 1         | 0        | .306        |     |   |     |
| Elias,R          | L   | 1         | 1         | 3.94        | 7         | 6         | 0        | 0         | 0        | 0         | 29.2         | 25         | 15         | 13         | 4         | 2         | 18         | 1        | 30         | 0         | 0        | .231        |     |   |     |
| Farquhar,D       | R   | 1         | 4         | 3.60        | 13        | 0         | 0        | 3         | 0        | 0         | 15.0         | 11         | 6          | 6          | 3         | 0         | 1          | 0        | 18         | 0         | 1        | .200        |     |   |     |
| +Guaibe,M        | R   | 0         | 0         | 3.55        | 12        | 0         | 0        | 1         | 0        | 0         | 12.2         | 13         | 7          | 5          | 1         | 2         | 9          | 1        | 12         | 1         | 0        | .289        |     |   |     |
| Hernandez,F      | R   | 3         | 1         | 2.86        | 5         | 5         | 0        | 0         | 0        | 0         | 34.2         | 26         | 11         | 11         | 5         | 1         | 13         | 0        | 33         | 4         | 0        | .210        |     |   |     |
| Iwakuma,H        | R   | 3         | 2         | 2.03        | 6         | 6         | 0        | 0         | 0        | 0         | 40.0         | 37         | 10         | 9          | 4         | 0         | 3          | 1        | 37         | 0         | 0        | .245        |     |   |     |
| Kensing,L        | R   | 2         | 1         | 4.66        | 15        | 0         | 0        | 3         | 0        | 0         | 9.2          | 9          | 5          | 5          | 1         | 0         | 2          | 0        | 6          | 2         | 0        | .250        |     |   |     |
| Nuño,V           | L   | 1         | 2         | 4.73        | 8         | 5         | 0        | 0         | 0        | 0         | 26.2         | 29         | 15         | 14         | 3         | 3         | 7          | 0        | 26         | 1         | 1        | .279        |     |   |     |
| +Olmos,E         | L   | 0         | 0         | 27.00       | 1         | 1         | 0        | 0         | 0        | 0         | 1.1          | 6          | 5          | 4          | 1         | 0         | 1          | 0        | 0          | 0         | 0        | .545        |     |   |     |
| Paxton,J         | L   | 0         | 1         | 5.19        | 3         | 3         | 0        | 0         | 0        | 0         | 8.2          | 13         | 6          | 5          | 1         | 0         | 7          | 0        | 11         | 2         | 0        | .342        |     |   |     |
| Ramirez,JC       | R   | 0         | 1         | 7.56        | 8         | 0         | 0        | 2         | 0        | 0         | 8.1          | 10         | 7          | 7          | 2         | 1         | 7          | 1        | 5          | 0         | 0        | .286        |     |   |     |
| +Ramirez,Jo      | R   | 1         | 0         | 11.57       | 5         | 0         | 0        | 1         | 0        | 0         | 4.2          | 9          | 9          | 6          | 0         | 2         | 6          | 1        | 3          | 0         | 0        | .375        |     |   |     |
| +Rasmussen,R     | L   | 0         | 0         | 2.45        | 6         | 0         | 0        | 2         | 0        | 0         | 3.2          | 4          | 1          | 1          | 1         | 0         | 2          | 0        | 4          | 3         | 0        | .286        |     |   |     |
| +Rollins,D       | L   | 0         | 1         | 2.25        | 5         | 0         | 0        | 1         | 0        | 0         | 4.0          | 1          | 1          | 1          | 0         | 2         | 0          | 0        | 2          | 0         | 0        | .083        |     |   |     |
| +Smith,C         | R   | 1         | 0         | 0.00        | 12        | 0         | 0        | 2         | 0        | 0         | 12.2         | 8          | 0          | 0          | 0         | 2         | 3          | 0        | 20         | 0         | 0        | .182        |     |   |     |
| Walker,T         | R   | 1         | 1         | 4.86        | 3         | 3         | 0        | 0         | 0        | 0         | 16.2         | 15         | 10         | 9          | 3         | 2         | 3          | 0        | 12         | 1         | 0        | .246        |     |   |     |
| Wilhelmsen,T     | R   | 1         | 0         | 1.38        | 11        | 0         | 0        | 9         | 0        | 7         | 13.0         | 8          | 2          | 2          | 0         | 2         | 5          | 0        | 13         | 1         | 0        | .182        |     |   |     |
| +Zych,T          | R   | 0         | 0         | 2.45        | 13        | 1         | 0        | 4         | 0        | 0         | 18.1         | 17         | 6          | 5          | 1         | 2         | 3          | 0        | 24         | 1         | 0        | .239        |     |   |     |
| <b>SEATTLE</b>   |     | <b>15</b> | <b>15</b> | <b>3.48</b> | <b>30</b> | <b>30</b> | <b>0</b> | <b>30</b> | <b>2</b> | <b>7</b>  | <b>269.1</b> | <b>252</b> | <b>118</b> | <b>104</b> | <b>30</b> | <b>21</b> | <b>91</b>  | <b>5</b> | <b>259</b> | <b>17</b> | <b>2</b> | <b>.249</b> |     |   |     |
| <b>OPPONENTS</b> |     | <b>15</b> | <b>15</b> | <b>4.60</b> | <b>30</b> | <b>30</b> | <b>0</b> | <b>30</b> | <b>1</b> | <b>10</b> | <b>268.0</b> | <b>265</b> | <b>144</b> | <b>137</b> | <b>40</b> | <b>7</b>  | <b>101</b> | <b>6</b> | <b>241</b> | <b>12</b> | <b>0</b> | <b>.262</b> |     |   |     |

| DATE | D/N | OPPONENT | RESULT | SCORE    | REC   | POS. | GA/GB | WINNING PITCHER  | LOSING PITCHER   | SAVE            | TIME | ATT    |
|------|-----|----------|--------|----------|-------|------|-------|------------------|------------------|-----------------|------|--------|
| 9/1  | N   | @HOU     | W      | 7-5      | 62-71 | 4    | -11.0 | Kensing (1-0)    | Neshek (3-4)     | Wilhelmsen (7)  | 3:25 | 18,157 |
| 9/2  | N   | @HOU     | W      | 8-3      | 63-71 | 4    | -10.0 | Smith (2-5)      | Neshek (3-5)     | Wilhelmsen (8)  | 3:40 | 18,669 |
| 9/3  |     | Off Day  |        |          |       | 4    | -10.0 |                  |                  |                 |      |        |
| 9/4  | N   | @OAK     | W      | 11-8     | 64-71 | 4    | -10.0 | Ramirez (1-0)    | Brooks (1-2)     | Wilhelmsen (9)  | 3:38 | 16,382 |
| 9/5  | N   | @OAK     | W      | 8-3      | 65-71 | 4    | -9.0  | Hernandez (16-8) | Chavez (7-14)    | --              | 2:57 | 27,387 |
| 9/6  | D   | @OAK     | W      | 3-2      | 66-71 | 4    | -9.0  | Iwakuma (7-3)    | Nolin (0-1)      | Wilhelmsen (10) | 3:00 | 19,534 |
| 9/7  | D   | TEX      | L      | 0-3      | 66-72 | 4    | -9.0  | Gallardo (12-9)  | Elias (4-8)      | Tolleson (30)   | 3:00 | 18,508 |
| 9/8  | N   | TEX      | L      | 6-9      | 66-73 | 4    | -9.0  | Hamels (3-1)     | Walker (10-8)    | Tolleson (31)   | 3:12 | 13,389 |
| 9/9  | N   | TEX      | W      | 6-0      | 67-73 | 4    | -9.0  | Nuño (1-2)       | Perez (2-5)      | --              | 2:26 | 14,330 |
| 9/10 | D   | TEX      | W      | 5-0      | 68-73 | 4    | -8.5  | Hernandez (17-8) | Holland (3-2)    | --              | 2:24 | 16,842 |
| 9/11 | N   | COL      | L      | 2-4      | 68-74 | 4    | -8.5  | Bettis (7-5)     | Iwakuma (7-4)    | Axford (22)     | 3:11 | 19,911 |
| 9/12 | N   | COL      | W      | 7-2      | 69-74 | 4    | -7.5  | Elias (5-8)      | Flande (3-3)     | --              | 2:37 | 24,750 |
| 9/13 | D   | COL      | L      | 2-3      | 69-75 | 4    | -8.5  | Kendrick (6-12)  | Paxton (3-4)     | Axford (23)     | 3:13 | 21,851 |
| 9/14 | N   | LAA      | W      | 10-1     | 70-75 | 4    | -7.5  | Walker (11-8)    | Richards (13-11) | --              | 2:59 | 13,683 |
| 9/15 | N   | LAA      | L      | 3-4      | 70-76 | 4    | -8.0  | Tropeano (2-2)   | Hernandez (17-9) | Smith (3)       | 2:40 | 15,375 |
| 9/16 | N   | LAA      | W      | 3-1      | 71-76 | 4    | -8.0  | Iwakuma (8-4)    | Weaver (7-11)    | Wilhelmsen (11) | 2:40 | 16,197 |
| 9/17 |     | Off Day  |        |          |       | 4    | -8.5  |                  |                  |                 |      |        |
| 9/18 | N   | @TEX     | W      | 3-1      | 72-76 | 4    | -7.5  | Farquhar (1-4)   | Gallardo (12-11) | Wilhelmsen (12) | 3:15 | 26,727 |
| 9/19 | N   | @TEX     | L      | 1-10     | 72-77 | 4    | -8.5  | Hamels (4-1)     | Nuño (1-3)       | --              | 3:09 | 39,843 |
| 9/20 | D   | @TEX     | W      | 9-2      | 73-77 | 4    | -7.5  | Hernandez (18-9) | Holland (3-3)    | --              | 3:16 | 33,307 |
| 9/21 |     | Off Day  |        |          |       | 4    | -7.5  |                  |                  |                 |      |        |
| 9/22 | N   | @KC      | W      | 11-2     | 74-77 | 4    | -7.5  | Iwakuma (9-4)    | Guthrie (8-8)    | --              | 2:50 | 29,081 |
| 9/23 | N   | @KC      | L      | 3-4 (10) | 74-78 | 4    | -8.5  | Davis (8-1)      | Rollins (0-2)    | --              | 3:44 | 28,756 |
| 9/24 | N   | @KC      | L      | 4-10     | 74-79 | 4    | -9.5  | Cueto (3-6)      | Kensing (1-1)    | --              | 3:23 | 32,244 |
| 9/25 | N   | @LAA     | L      | 4-8      | 74-80 | 4    | -10.5 | Richards (15-11) | Nuño (1-4)       | --              | 3:09 | 38,355 |
| 9/26 | N   | @LAA     | L      | 2-3      | 74-81 | 4    | -10.5 | Salas (4-2)      | Farquhar (1-5)   | --              | 2:53 | 37,866 |
| 9/27 | D   | @LAA     | L      | 2-3      | 74-82 | 4    | -10.5 | Salas (5-2)      | Iwakuma (9-5)    | Morin (1)       | 2:34 | 35,243 |
| 9/28 | N   | HOU      | L      | 2-3      | 74-83 | 4    | -10.5 | McCullers (6-7)  | Farquhar (1-6)   | Gregerson (30)  | 2:55 | 13,935 |
| 9/29 | N   | HOU      | W      | 6-4      | 75-83 | 4    | -10.5 | Wilhelmsen (2-2) | Perez (0-3)      | --              | 3:10 | 15,331 |
| 9/30 | N   | HOU      | L      | 6-7      | 75-84 | 4    | -11.5 | Sipp (3-4)       | Farquhar (1-7)   | Gregerson (31)  | 3:29 | 14,257 |
| 10/1 |     | Off Day  |        |          |       | 4    | -12.0 |                  |                  |                 |      |        |
| 10/2 | N   | OAK      | L      | 2-4      | 75-85 | 4    | -12.0 | Brooks (3-4)     | Farquhar (1-8)   | Doolittle (4)   | 2:55 | 26,130 |
| 10/3 | N   | OAK      | L      | 5-7 (13) | 75-86 | 4    | -12.0 | Venditte (2-2)   | JC Ramirez (0-1) | Doubront (1)    | 4:31 | 24,448 |
| 10/4 | D   | OAK      | W      | 3-2      | 76-86 | 4    | -12.0 | Kensing (2-1)    | Dull (1-2)       | Wilhelmsen (13) | 2:45 | 22,402 |

|                        |                      |                              |                  |                   |                                   |
|------------------------|----------------------|------------------------------|------------------|-------------------|-----------------------------------|
| <b>SEPT/OCT TOTALS</b> | <b>Record: 15-15</b> | <b>Batting Average: .262</b> | <b>ERA: 3.48</b> | <b>FLD%: .981</b> | <b>Average Time of Game: 3:05</b> |
|------------------------|----------------------|------------------------------|------------------|-------------------|-----------------------------------|





# Interleague Review (8-12)

## RECORD BREAKDOWN

|                     |           |
|---------------------|-----------|
| Overall .....       | 8-12      |
| Home .....          | 3-7       |
| Away .....          | 5-5       |
| Day .....           | 1-4       |
| Night .....         | 7-8       |
| 1-Run / 2-Run ..... | 1-4 / 1-3 |

## TEAMS PLAYED (RECORD)

|                            |     |
|----------------------------|-----|
| Los Angeles Dodgers .....  | 0-3 |
| San Diego Padres .....     | 3-1 |
| San Francisco Giants ..... | 2-2 |
| Arizona Diamondbacks ..... | 0-3 |
| Colorado Rockies .....     | 3-3 |

## AL WEST RECORDS (VS. NL)

| Team       | W        | L         | Pct.        |
|------------|----------|-----------|-------------|
| HOU        | 16       | 4         | .800        |
| TEX        | 11       | 9         | .550        |
| OAK        | 11       | 9         | .550        |
| <b>SEA</b> | <b>8</b> | <b>12</b> | <b>.400</b> |
| LAA        | 8        | 12        | .400        |

## SEA BATTING LEADERS

|                                     |  |
|-------------------------------------|--|
| Games .....                         |  |
| Cruz - 20                           |  |
| Batting Average .....               |  |
| Miller - .328                       |  |
| Hits Cruz - 25                      |  |
| Runs .....                          |  |
| Cruz - 16                           |  |
| 2B Canó - 6                         |  |
| 3B Jackson/Morrison - 1             |  |
| HR Cruz - 10                        |  |
| RBI Cruz - 16                       |  |
| BB Morrison/Cruz - 11               |  |
| SO Cruz - 19                        |  |
| OBP .....                           |  |
| Cruz - .409                         |  |
| SLG .....                           |  |
| Cruz - .727                         |  |
| OPS .....                           |  |
| Ackley - 1.136                      |  |
| XBH .....                           |  |
| Cruz - 11                           |  |
| SB Marte/Miller/Morrison/Seager - 2 |  |
| CS Canó - 2                         |  |
| TB Cruz - 56                        |  |
| Multi-Hit .....                     |  |
| Miller/Cruz/Canó - 8                |  |

## SEA PITCHING LEADERS

|                           |  |
|---------------------------|--|
| W (starter) .....         |  |
| Walker/Hernandez - 2      |  |
| W (reliever) .....        |  |
| Rasmussen - 1             |  |
| L (starter) .....         |  |
| Walker/Iwakuma - 2        |  |
| L (reliever) .....        |  |
| 4 players - 1             |  |
| Saves .....               |  |
| C. Smith - 2              |  |
| Holds .....               |  |
| Beimel/Lowe/C. Smith - 2  |  |
| GS Walker - 5             |  |
| G Beimel/C. Smith - 8     |  |
| IP Walker - 30.1          |  |
| CG Montgomery - 1         |  |
| BB Montgomery/Paxton - 10 |  |
| SO Walker - 27            |  |
| ERA (starter) .....       |  |
| Montgomery - 2.35         |  |
| ERA (reliever) .....      |  |

**INTERLEAGUE NOTES**...went 8-12 vs. the National League West, posting a 5-5 mark in NL parks and a 3-7 record at Safeco Field...played the Diamondbacks (0-3), Dodgers (0-3), Giants (2-2), Padres (3-1), and Rockies (3-3)...outscored NL opponents 89-86...Mariners are 178-166 (.517), the 10th-best winning percentage in Interleague play since its inception in 1997...have had four consecutive losing seasons in Interleague play after 12 consecutive seasons with at least a .500 record vs. the National League (2000-2011).

**LOTS OF GAMES**...for the third consecutive season played 20 games in Interleague play, tying the club record...played 18 Interleague games each season from 1999 to 2012.

**SUB .500 VS. THE NL**...the Mariners posted a sub .500 record in Interleague play for the fourth consecutive season (8-12/.400)...went 8-10 in 2012, 8-12 in 2013, 9-11 in 2014...from 2000-2011 posted 12 consecutive seasons with at least a .500 record vs. the National League.

**AL WINS AGAIN**...the American League posted a 167-133 record in Interleague play, marking the 12th consecutive season in which the AL has won the season series and extending its all-time Interleague lead to 2,565-2,299 (.527).

**INTERLEAGUE SHUTOUTS**...the Mariners posted 3 shutouts in Interleague play, giving them 36 total in Interleague play in club history...Seattle won 2-0 vs. San Francisco on June 17, then posted back-to-back shutouts in San Diego 5-0 on June 30 and 7-0 on July 1...since the start of Interleague play in 1997, the 36 shutouts are the most by any team; New York-AL (28), Toronto (27) and Miami (25).

**NATURAL RIVALRY**...the Mariners and Padres are Natural Rivals in Interleague play, and are the farthest apart from each other amongst the 15 Interleague rivalries...the Seattle to San Diego flight is approximately 1,050 miles, considerably longer than the 882 miles from Houston to Denver (Astros vs. Rockies)...of course the Padres and Mariners are separated by a few hundred feet sharing the Peoria Sports Complex in Peoria, AZ for spring training...the Mariners and Padres are one of only 6 rivalries that have met each year since Interleague play started in 1997 (White Sox-Cubs, Royals-Cardinals, Angels-Dodgers, Yankees-Mets, A's-Giants...the Mariners lead the all-time series vs. the Padres 52-46, taking the season series 3-1 after splitting each of the last two season series.

**HITLESS IN SEATTLE**...Vidal Nuño recorded an RBI single in the Mariners 10-4 win at Colorado on Aug. 4...it was the first hit by a Mariners pitcher since June 24, 2012, snapping an MLB record 0-for-52 skid in Interleague Play...previous high was the Red Sox who were 0-for-48 from 6/15/97-6/4/2000...Taijuan Walker followed that up the next day with his first career hit: an RBI-double...for the season, Mariners pitchers were 2-for-22 (.091) with 2 RBI.

**CRUZ AND CANÓ PACE THE OFFENSE**...Robinson Canó and Nelson Cruz provided the bulk of the offense for the Mariners in Interleague play...Cruz led the Majors with 10 home runs in Interleague play and was tied for 6th in the AL with 25 hits...hit .325 (25x77) with 16 runs scored, 16 RBI and a .727 slugging percentage...Cano batted .333 (24x72) with 15 RBI, 11 runs scored, 5 doubles and 4 home runs, finishing tied for 11th in the AL with 24 hits.

## INTERLEAGUE TIDBITS...

- **Home Runs a Plenty** - The Mariners hit 6 home runs in an 11-4 win over San Diego at Safeco Field on May 12...first time hitting 6 home runs in an Interleague game...second time hitting 6 home runs at Safeco Field (also: Aug. 27, 2004 vs. KC) and just the 13th time in club history to record 6+ HR in a game.
- **Montgomery Magic** - Rookie left-hander **Mike Montgomery** tossed a complete-game, 1-hit shutout at San Diego on June 30, striking out 7...13th shutout tossed by a Mariners starter in Interleague game and first since Aaron Harang on May 27, 2013.
- **Miller Time** - **Brad Miller** hit .328 (21x64) with 5 doubles, 4 home runs and 11 RBI in 17 games vs. the National League...hit .419 (13x31) with 1.132 OPS in final 8 Interleague games played.
- **Excellent Elias** - **Beane Elias** won his lone Interleague start of the season, allowing 2 unearned runs on 1 hit over 5.1 IP to beat COL on Sept. 12...improved to 3-1, 1.52 ERA in 4 career Interleague starts at home.
- **Extra, Extra!** - The Mariners played 3 extra inning games in Interleague play, going 0-3...it was the 2nd-most extra inning, Interleague games in a season behind 4 in 2013...the Mariners have not fared well in extra inning games in Interleague play, posting a 9-16 record and have lost their last 5 overall.

## ALL-TIME INTERLEAGUE ERA

| Team                 | ERA         |
|----------------------|-------------|
| <b>Seattle</b> ..... | <b>3.64</b> |
| New York (AL) .....  | 3.77        |
| Oakland .....        | 3.81        |
| LA Angels .....      | 3.87        |
| Boston .....         | 3.97        |

## ALL-TIME INTERLEAGUE RECORD

| Team           | Record         | Pct.        |
|----------------|----------------|-------------|
| New York (AL)  | 203-139        | .594        |
| Boston         | 197-146        | .574        |
| LA Angels      | 194-150        | .564        |
| Chicago (AL)   | 191-152        | .557        |
| Oakland        | 191-153        | .555        |
| Detroit        | 185-158        | .539        |
| Minnesota      | 182-160        | .532        |
| Texas          | 180-164        | .523        |
| <b>Seattle</b> | <b>178-166</b> | <b>.517</b> |
| Cleveland      | 170-173        | .496        |

## INTERLEAGUE SHUTOUTS

|                         |           |
|-------------------------|-----------|
| 1. <b>Seattle</b> ..... | <b>36</b> |
| 2. New York (AL) .....  | 28        |
| 3. Toronto .....        | 27        |
| 4. Miami .....          | 25        |
| 5. Atlanta .....        | 24        |
| New York (NL) .....     | 24        |
| Oakland .....           | 24        |

# Interleague Review (8-12)



| PLAYER           | AVG         | G         | AB         | R         | H          | TB         | 2B        | 3B       | HR        | RBI       | SH       | SF       | HP       | BB        | IBB      | SO         | SB        | CS       | GI        |           | E           | SLG         | OBP         | AB        | PITCH    |          |          | HIT |
|------------------|-------------|-----------|------------|-----------|------------|------------|-----------|----------|-----------|-----------|----------|----------|----------|-----------|----------|------------|-----------|----------|-----------|-----------|-------------|-------------|-------------|-----------|----------|----------|----------|-----|
|                  |             |           |            |           |            |            |           |          |           |           |          |          |          |           |          |            |           |          | DP        | DP        |             |             |             |           | H        | R        | RBI      |     |
| Ackley, D        | .238        | 12        | 21         | 2         | 5          | 9          | 1         | 0        | 1         | 1         | 1        | 0        | 0        | 2         | 0        | 5          | 0         | 1        | 2         | 0         | .429        | .304        | .400        | 4         | 1        | 0        | 0        |     |
| Baron, S         | .000        | 1         | 2          | 0         | 0          | 0          | 0         | 0        | 0         | 0         | 0        | 0        | 0        | 0         | 0        | 0          | 0         | 0        | 0         | 0         | .000        | .000        | .000        | 0         | 0        | 0        | 0        |     |
| Bloomquist, W    | .250        | 5         | 12         | 1         | 3          | 3          | 0         | 0        | 0         | 1         | 0        | 0        | 1        | 0         | 0        | 2          | 0         | 0        | 1         | 0         | .250        | .308        | .400        | 1         | 0        | 0        | 0        |     |
| Cano, R          | .333        | 18        | 72         | 11        | 24         | 42         | 6         | 0        | 4         | 15        | 0        | 0        | 0        | 8         | 2        | 11         | 1         | 2        | 1         | 2         | .583        | .400        | .400        | 0         | 0        | 0        | 0        |     |
| Cruz, N          | .325        | 20        | 77         | 16        | 25         | 56         | 1         | 0        | 10        | 16        | 0        | 0        | 0        | 11        | 2        | 19         | 1         | 0        | 1         | 1         | .727        | .409        | .400        | 0         | 0        | 0        | 0        |     |
| Gutierrez, F     | .273        | 8         | 22         | 2         | 6          | 13         | 1         | 0        | 2         | 6         | 0        | 0        | 0        | 1         | 0        | 7          | 0         | 0        | 1         | 0         | .591        | .304        | .400        | 2         | 1        | 0        | 2        |     |
| Happ, J          | .000        | 2         | 1          | 0         | 0          | 0          | 0         | 0        | 0         | 0         | 0        | 0        | 0        | 1         | 0        | 0          | 0         | 0        | 1         | 0         | .000        | .500        | .400        | 0         | 0        | 0        | 0        |     |
| Hernandez, F     | .000        | 3         | 3          | 0         | 0          | 0          | 0         | 0        | 0         | 0         | 0        | 0        | 0        | 0         | 0        | 1          | 0         | 0        | 0         | 0         | .000        | .000        | .400        | 0         | 0        | 0        | 0        |     |
| Hicks, J         | .000        | 3         | 5          | 0         | 0          | 0          | 0         | 0        | 0         | 1         | 1        | 0        | 0        | 0         | 0        | 1          | 0         | 0        | 0         | 0         | .000        | .000        | .400        | 0         | 0        | 0        | 0        |     |
| Iwakuma, H       | .000        | 3         | 2          | 0         | 0          | 0          | 0         | 0        | 0         | 0         | 1        | 0        | 0        | 0         | 0        | 2          | 0         | 0        | 0         | 0         | .000        | .000        | .400        | 0         | 0        | 0        | 0        |     |
| Jackson, A       | .226        | 14        | 53         | 7         | 12         | 15         | 1         | 1        | 0         | 7         | 0        | 1        | 0        | 2         | 0        | 14         | 0         | 1        | 0         | 0         | .283        | .250        | .400        | 0         | 0        | 0        | 0        |     |
| Jones, J         | .222        | 6         | 9          | 0         | 2          | 3          | 1         | 0        | 0         | 0         | 0        | 0        | 0        | 2         | 0        | 4          | 1         | 0        | 0         | 0         | .333        | .364        | .400        | 1         | 0        | 0        | 0        |     |
| Marte, K         | .125        | 5         | 16         | 1         | 2          | 2          | 0         | 0        | 0         | 0         | 0        | 0        | 0        | 3         | 0        | 5          | 2         | 0        | 0         | 1         | .125        | .263        | .400        | 0         | 0        | 0        | 0        |     |
| Miller, B        | .328        | 17        | 64         | 9         | 21         | 38         | 5         | 0        | 4         | 11        | 0        | 0        | 0        | 5         | 0        | 13         | 2         | 0        | 1         | 1         | .594        | .377        | .400        | 0         | 0        | 0        | 0        |     |
| Montero, J       | .231        | 5         | 13         | 2         | 3          | 7          | 1         | 0        | 1         | 4         | 0        | 0        | 0        | 1         | 0        | 4          | 0         | 0        | 0         | 0         | .538        | .286        | .400        | 2         | 0        | 0        | 0        |     |
| Montgomery, M    | .000        | 3         | 3          | 0         | 0          | 0          | 0         | 0        | 0         | 0         | 0        | 0        | 0        | 0         | 0        | 2          | 0         | 0        | 0         | 0         | .000        | .000        | .400        | 0         | 0        | 0        | 0        |     |
| Morrison, L      | .271        | 18        | 48         | 4         | 13         | 18         | 0         | 1        | 1         | 4         | 0        | 1        | 0        | 11        | 0        | 11         | 2         | 1        | 0         | 0         | .375        | .400        | .400        | 2         | 0        | 0        | 0        |     |
| Nuño, V          | .500        | 6         | 2          | 0         | 1          | 1          | 0         | 0        | 0         | 1         | 0        | 0        | 0        | 0         | 0        | 0          | 0         | 0        | 0         | 0         | .500        | .500        | .400        | 0         | 0        | 0        | 0        |     |
| O'Malley, S      | .250        | 3         | 4          | 2         | 1          | 1          | 0         | 0        | 0         | 0         | 0        | 0        | 0        | 2         | 0        | 2          | 0         | 0        | 0         | 0         | .250        | .500        | .400        | 0         | 0        | 0        | 0        |     |
| Romero, S        | .000        | 2         | 1          | 0         | 0          | 0          | 0         | 0        | 0         | 0         | 0        | 0        | 0        | 0         | 0        | 1          | 0         | 0        | 0         | 0         | .000        | .000        | .400        | 1         | 0        | 0        | 0        |     |
| Ruggiano, J      | .667        | 4         | 3          | 1         | 2          | 5          | 0         | 0        | 1         | 1         | 0        | 0        | 0        | 0         | 0        | 1          | 0         | 0        | 0         | 0         | 1.667       | .667        | .400        | 1         | 1        | 0        | 0        |     |
| Seager, K        | .234        | 19        | 77         | 13        | 18         | 37         | 4         | 0        | 5         | 9         | 0        | 0        | 0        | 7         | 0        | 10         | 2         | 0        | 1         | 2         | .481        | .298        | .400        | 0         | 0        | 0        | 0        |     |
| Smith, S         | .191        | 17        | 47         | 4         | 9          | 10         | 1         | 0        | 0         | 3         | 1        | 0        | 1        | 3         | 0        | 12         | 0         | 0        | 3         | 0         | .213        | .255        | .400        | 4         | 0        | 0        | 0        |     |
| Sucre, J         | .143        | 3         | 7          | 1         | 1          | 2          | 1         | 0        | 0         | 0         | 1        | 0        | 0        | 0         | 0        | 1          | 0         | 0        | 0         | 0         | .286        | .143        | .400        | 0         | 0        | 0        | 0        |     |
| Taylor, C        | .083        | 4         | 12         | 2         | 1          | 1          | 0         | 0        | 0         | 0         | 0        | 0        | 0        | 0         | 0        | 4          | 0         | 0        | 0         | 1         | .083        | .083        | .400        | 0         | 0        | 0        | 0        |     |
| Trumbo, M        | .286        | 11        | 35         | 4         | 10         | 14         | 4         | 0        | 0         | 0         | 0        | 0        | 0        | 5         | 0        | 9          | 0         | 0        | 0         | 0         | .400        | .375        | .400        | 1         | 0        | 0        | 0        |     |
| Walker, T        | .111        | 5         | 9          | 0         | 1          | 2          | 1         | 0        | 0         | 1         | 1        | 0        | 0        | 0         | 0        | 5          | 0         | 0        | 0         | 0         | .222        | .111        | .400        | 0         | 0        | 0        | 0        |     |
| Weeks, R         | .200        | 4         | 10         | 0         | 2          | 2          | 0         | 0        | 0         | 4         | 1        | 0        | 0        | 0         | 0        | 5          | 0         | 0        | 0         | 0         | .200        | .200        | .400        | 2         | 0        | 0        | 0        |     |
| Zunino, M        | .193        | 15        | 57         | 7         | 11         | 25         | 2         | 0        | 4         | 6         | 0        | 0        | 0        | 3         | 0        | 26         | 0         | 0        | 1         | 1         | .439        | .233        | .400        | 0         | 0        | 0        | 0        |     |
| <b>SEATTLE</b>   | <b>.251</b> | <b>20</b> | <b>689</b> | <b>89</b> | <b>173</b> | <b>306</b> | <b>30</b> | <b>2</b> | <b>33</b> | <b>88</b> | <b>6</b> | <b>2</b> | <b>2</b> | <b>67</b> | <b>4</b> | <b>179</b> | <b>11</b> | <b>5</b> | <b>13</b> | <b>11</b> | <b>.444</b> | <b>.318</b> | <b>.400</b> | <b>21</b> | <b>3</b> | <b>0</b> | <b>2</b> |     |
| <b>OPPONENTS</b> | <b>.241</b> | <b>20</b> | <b>686</b> | <b>86</b> | <b>165</b> | <b>249</b> | <b>32</b> | <b>2</b> | <b>16</b> | <b>81</b> | <b>2</b> | <b>6</b> | <b>7</b> | <b>72</b> | <b>7</b> | <b>166</b> | <b>13</b> | <b>5</b> | <b>12</b> | <b>11</b> | <b>.363</b> | <b>.316</b> | <b>.400</b> | <b>18</b> | <b>7</b> | <b>1</b> | <b>5</b> |     |
| <b>DH</b>        | <b>.351</b> | <b>20</b> | <b>37</b>  | <b>6</b>  | <b>13</b>  | <b>27</b>  | <b>5</b>  | <b>0</b> | <b>3</b>  | <b>6</b>  | <b>0</b> | <b>0</b> | <b>0</b> | <b>3</b>  | <b>0</b> | <b>10</b>  | <b>0</b>  | <b>0</b> | <b>1</b>  | <b>0</b>  | <b>.730</b> | <b>.400</b> | <b>.400</b> | <b>11</b> | <b>6</b> | <b>2</b> | <b>5</b> |     |

| PITCHER          | R/L | W         | L         | ERA         | G         | GS        | CG       | GF        | SHO      | SV       | IP           | H          | R         | ER        | HR        | HB       | BB        | IBB      | SO         | WP       | BK       | OPP         | AVG |
|------------------|-----|-----------|-----------|-------------|-----------|-----------|----------|-----------|----------|----------|--------------|------------|-----------|-----------|-----------|----------|-----------|----------|------------|----------|----------|-------------|-----|
|                  |     |           |           |             |           |           |          |           |          |          |              |            |           |           |           |          |           |          |            |          |          |             | AVG |
| Beimel, J        | L   | 0         | 0         | 2.70        | 8         | 0         | 0        | 1         | 0        | 0        | 6.2          | 8          | 3         | 2         | 0         | 0        | 3         | 1        | 2          | 0        | 0        | .333        |     |
| Elias, R         | L   | 1         | 0         | 0.00        | 1         | 1         | 0        | 0         | 0        | 0        | 5.1          | 1          | 2         | 0         | 0         | 0        | 3         | 0        | 8          | 0        | 0        | .059        |     |
| Farquhar, D      | R   | 0         | 0         | 1.80        | 5         | 0         | 0        | 2         | 0        | 0        | 5.0          | 3          | 3         | 1         | 0         | 1        | 3         | 0        | 7          | 0        | 0        | .167        |     |
| Furbush, C       | L   | 0         | 0         | 0.00        | 5         | 0         | 0        | 1         | 0        | 0        | 3.0          | 2          | 0         | 0         | 0         | 0        | 0         | 0        | 2          | 0        | 0        | .182        |     |
| Guaipae, M       | R   | 0         | 1         | 6.75        | 3         | 0         | 0        | 1         | 0        | 0        | 4.0          | 8          | 3         | 3         | 2         | 0        | 2         | 1        | 6          | 0        | 0        | .400        |     |
| Happ, J          | L   | 0         | 1         | 3.86        | 2         | 1         | 0        | 0         | 0        | 0        | 7.0          | 7          | 3         | 3         | 1         | 0        | 2         | 0        | 7          | 0        | 0        | .269        |     |
| Hernandez, F     | R   | 2         | 1         | 4.64        | 3         | 3         | 0        | 0         | 0        | 0        | 21.1         | 27         | 11        | 11        | 2         | 1        | 4         | 0        | 21         | 0        | 0        | .300        |     |
| Iwakuma, H       | R   | 0         | 2         | 6.88        | 3         | 3         | 0        | 0         | 0        | 0        | 17.0         | 24         | 13        | 13        | 4         | 0        | 5         | 1        | 16         | 0        | 0        | .324        |     |
| Kensing, L       | R   | 0         | 0         | 0.00        | 1         | 0         | 0        | 0         | 0        | 0        | 0.1          | 0          | 0         | 0         | 0         | 0        | 0         | 0        | 0          | 0        | 0        | .000        |     |
| Leone, D         | R   | 0         | 1         | 3.86        | 1         | 0         | 0        | 0         | 0        | 0        | 2.1          | 1          | 1         | 1         | 0         | 0        | 2         | 1        | 0          | 0        | 0        | .125        |     |
| Lowe, M          | R   | 0         | 0         | 1.93        | 5         | 0         | 0        | 2         | 0        | 0        | 4.2          | 2          | 1         | 1         | 0         | 0        | 3         | 0        | 5          | 0        | 0        | .133        |     |
| Medina, Y        | R   | 0         | 0         | 0.00        | 1         | 0         | 0        | 0         | 0        | 0        | 2.0          | 1          | 0         | 0         | 0         | 0        | 0         | 0        | 1          | 0        | 0        | .200        |     |
| Montgomery, M    | L   | 1         | 1         | 2.35        | 3         | 3         | 1        | 0         | 1        | 0        | 23.0         | 13         | 7         | 6         | 2         | 1        | 10        | 0        | 13         | 1        | 0        | .159        |     |
| Nuño, V          | L   | 0         | 0         | 4.70        | 6         | 1         | 0        | 2         | 0        | 0        | 7.2          | 8          | 4         | 4         | 2         | 0        | 2         | 1        | 7          | 0        | 1        | .267        |     |
| Olson, T         | L   | 0         | 0         | 0.00        | 2         | 0         | 0        | 1         | 0        | 0        | 2.1          | 4          | 0         | 0         | 0         | 0        | 2         | 2        | 3          | 0        | 0        | .400        |     |
| Paxton, J        | L   | 1         | 1         | 4.11        | 3         | 3         | 0        | 0         | 0        | 0        | 15.1         | 11         | 8         | 7         | 1         | 0        | 10        | 0        | 15         | 0        | 0        | .200        |     |
| Ramirez, JC      | R   | 0         | 0         | 0.00        | 1         | 0         | 0        | 0         | 0        | 0        | 1.0          | 0          | 0         | 0         | 0         | 0        | 0         | 0        | 1          | 0        | 0        | .000        |     |
| Ramirez, J       | R   | 0         | 0         | 3.86        | 3         | 0         | 0        | 1         | 0        | 0        | 2.1          | 3          | 1         | 1         | 0         | 1        | 3         | 0        | 2          | 2        | 0        | .300        |     |
| Rasmussen, R     | L   | 1         | 0         | 3.38        | 3         | 0         | 0        | 0         | 0        | 0        | 2.2          | 1          | 1         | 1         | 0         | 0        | 0         | 0        | 2          | 0        | 0        | .111        |     |
| Rodney, F        | R   | 0         | 1         | 6.00        | 7         | 0         | 0        | 3         | 0        | 0        | 6.0          | 6          | 4         | 4         | 0         | 1        | 4         | 0        | 3          | 0        | 0        | .273        |     |
| Rollins, D       | L   | 0         | 0         | 9.00        | 2         | 0         | 0        | 0         | 0        | 0        | 2.0          | 1          | 2         | 2         | 0         | 0        | 2         | 0        | 1          | 0        | 0        | .167        |     |
| Smith, C         | R   | 0         | 1         | 3.18        | 8         | 0         | 0        | 2         | 0        | 2        | 5.2          | 5          | 2         | 2         | 0         | 1        | 2         | 0        | 8          | 2        | 0        | .227        |     |
| Walker, T        | R   | 2         | 2         | 3.26        | 5         | 5         | 0        | 0         | 0        | 0        | 30.1         | 23         | 11        | 11        | 2         | 2        | 8         | 0        | 27         | 1        | 0        | .209        |     |
| Wilhelmsen, T    | R   | 0         | 0         | 11.57       | 6         | 0         | 0        | 3         | 0        | 0        | 4.2          | 7          | 6         | 6         | 0         | 0        | 4         | 0        | 7          | 0        | 0        | .318        |     |
| Zych, T          | R   | 0         | 0         | 3.00        | 2         | 0         | 0        | 2         | 0        | 0        | 3.0          | 2          | 1         | 1         | 0         | 0        | 1         | 0        | 5          | 1        | 0        | .182        |     |
| <b>SEATTLE</b>   |     | <b>8</b>  | <b>12</b> | <b>3.94</b> | <b>20</b> | <b>20</b> | <b>1</b> | <b>19</b> | <b>1</b> | <b>2</b> | <b>180.2</b> | <b>165</b> | <b>86</b> | <b>79</b> | <b>16</b> | <b>7</b> | <b>72</b> | <b>7</b> | <b>166</b> | <b>5</b> | <b>1</b> | <b>.241</b> |     |
| <b>OPPONENTS</b> |     | <b>12</b> | <b>8</b>  | <b>4.08</b> | <b>20</b> | <b>20</b> | <b>1</b> | <b>19</b> | <b>0</b> | <b>4</b> | <b>181.0</b> | <b>173</b> | <b>89</b> | <b>82</b> | <b>33</b> | <b>2</b> | <b>67</b> | <b>4</b> | <b>179</b> | <b>4</b> | <b>0</b> | <b>.251</b> |     |

| DATE | D/N | OPPONENT | RESULT | SCORE    | WINNING PITCHER  | LOSING PITCHER   | SAVE         | TIME | ATT    |
|------|-----|----------|--------|----------|------------------|------------------|--------------|------|--------|
| 4/13 | N   | @LAD     | L      | 5-6 (10) | Garcia (1-0)     | Leone (0-1)      | --           | 3:04 | 42,202 |
| 4/14 | N   | @LAD     | L      | 5-6      | Garcia (2-0)     | Rodney (0-1)     | --           | 3:40 | 43,115 |
| 4/15 | N   | @LAD     | L      | 2-5      | Anderson (1-0)   | Walker (0-2)     | --           | 2:53 | 51,287 |
| 5/12 | N   | SD       | W      | 11-4     | Paxton (1-2)     | Kennedy (2-2)    | --           | 3:17 | 16,153 |
| 5/13 | N   | SD       | L      | 2-4      | Shields (5-0)    | Walker (1-4)     | Kimbrel (10) | 2:59 | 14,561 |
| 6/15 | N   | @SF      | W      | 5-1      | Walker (4-6)     | Hudson (4-6)     | --           | 2:52 | 42,099 |
| 6/16 | D   | @SF      | L      | 2-6      | Lincecum (7-3)   | Happ (3-3)       | --           | 2:39 | 41,267 |
| 6/17 | N   | SF       | W      | 2-0      | Hernandez (10-3) | BUMGARNER (7-4)  | Smith (3)    | 2:24 | 34,850 |
| 6/18 | N   | SF       | L      | 0-7      | Vogelsong (5-5)  | Montgomery (1-2) | --           | 2:53 | 34,405 |
| 6/30 | N   | @SD      | W      | 5-0      | MONTGOMERY (3-2) | Kennedy (4-7)    | --           | 2:23 | 3      |



# Spring Training Review

## RECORD BREAKDOWN

|                |         |
|----------------|---------|
| Overall        | 13-17-2 |
| Home           | 10-6    |
| Road           | 3-11-2  |
| vs. LH Starter | 4-5-1   |
| vs. RH Starter | 9-12-1  |
| Day            | 10-16-2 |
| Night          | 3-1     |
| 1-Run          | 4-3     |
| X-Inn          | 1-0     |
| vs. AL         | 6-6-2   |
| vs. NL         | 7-11    |
| West Valley    | 11-12-2 |
| East Valley    | 2-5     |

## 2015 SPRING HR LEADERS

| Player             | HR       | Team       |
|--------------------|----------|------------|
| Kris Bryant        | 9        | CHI        |
| <b>Mike Zunino</b> | <b>7</b> | <b>SEA</b> |
| Michael Cuddyer    | 6        | NYM        |
| Mark Canha         | 6        | OAK        |
| Joc Pederson       | 6        | LAD        |
| Jose Bautista      | 6        | TOR        |
| Josh Donaldson     | 6        | TOR        |
| Brett Eibner       | 6        | KC         |
| Mike Napoli        | 6        | BOS        |
| Enrique Hernandez  | 6        | LAD        |

## MARINERS SPRING HOME RUN RECORD

| Player             | HR       | Year        |
|--------------------|----------|-------------|
| Michael Morse      | 9        | 2013        |
| Mike Wilson        | 8        | 2009        |
| <b>Mike Zunino</b> | <b>7</b> | <b>2015</b> |
| Russell Branyan    | 7        | 2009        |
| Kendrys Morales    | 7        | 2009        |

## BY THE NUMBERS

# 0.67

**Taijuan Walker** allowed just 2 runs in 27.0 innings for a 0.67 ERA...he went 4-0 with 26 strikeouts in 7 starts.

# .852

**Mike Zunino** led all qualifying players in spring play with a .852 slugging pct.

# 13

**Mike Zunino** was T2nd in spring play with 13 extra-base hits (HR - 7, 2B - 6).

# 15

The Mariners led all AL teams and were 2nd in MLB with 15 triples.

# 20

Hits by **Austin Jackson** and **Robinson Canó** to lead the team and rank T19th among America League players.

# 98

The Mariners used 98 different players this spring (60 position players, 38 pitchers) to set a club spring training record... previous high was 89 in 2006.

**CACTUS LEAGUE**...the Mariners completed Cactus League play with an 13-17-2 record (.438)... opened spring training 10-10-2 in first 22 games, but 3-7 over the final 10 games...ended the spring with consecutive wins over the Colorado Rockies in exhibition games...posted a 10-6 record in home games and 3-11-2 when the road team...had a 3-1 record in night games, compared to a 10-16-2 mark in day games.

**SPRING SHUTOUTS**...recorded a pair of shutouts during the spring: 4-0 vs. Oakland (3/18) and 8-0 vs. Texas (3/22)...marked the first time since 2011 to record multiple spring shutouts (had 3 in 2011).

**FIT FOR A TIE**...recorded a pair of ties, March 17 at Chicago White Sox (5-5) and March 20 at Texas (4-4)...marks the seventh time in the last eight springs to record at least one tie...the Mariners now have 30 ties in spring club history (2 in regular season).

**EXTRA-BASE HITS**...ranked 3rd among American League teams and 5th in the Cactus League (7th overall in MLB) with 107 extra-base hits...recorded 59 doubles (10th in AL), 15 triples (1st in AL and 33 home runs (T3rd in AL).

**HOME SWEET PEORIA**...went 10-8 at Peoria Stadium, including a 10-6 record in designated home games (0-2 in road games vs. Padres)...finished 3-11-2 when wearing the road gray pants.

**ATTENDANCE RECORD**...averaged 8,282 fans for 16 home dates at Peoria Stadium (132,519 total)...adding in the Padres home attendance of 106,328 (15 dates, 7,089 avg), Peoria Stadium broke their single-spring attendance record with a mark of 238,847...the old record was 230,662 set in 2002...Mariners total was most since 2005 (135,013) and 4th-most for Mariners spring training.

**HAVE YOU SEEN MY BASEBALL**...**Mike Zunino** led all American League players and ranked 2nd in spring play with 7 home runs...trailed only Chicago-NL's Kris Bryant (9) for the spring home run lead...the 7 home runs tied for 2nd-most in Mariners spring history...Zunino also ranked amongst Cactus League leaders in slugging percentage (1st, .852), on-base percentage (6th, .435), total bases (5th, 46) and extra-base hits (T2nd, 13).

**SPRING CY YOUNG**...**Taijuan Walker** went 4-0 with a 0.67 ERA (2 ER, 27.0 IP) in 7 Cactus League starts...he had a scoreless streak of 19.0 consecutive innings by not allowing a run in his first 5 starts...Walker ended up ranking 2nd in the Cactus League in ERA, 4th in innings pitched, and T3rd with 26 strikeouts...he joined Jacob deGrom (NYM) and Daniel Norris (TOR) as the only pitchers to go 4-0 in spring training play...fell just short of the Mariners spring training record for lowest ERA (min. 20.0 IP) held by Matt Young who had a 0.44 ERA (1 ER, 20.2 IP) in 1983.

**.300 HITTERS**...**Robinson Canó** (.364/20x55), **Mike Zunino** (.352/19x54), **Dustin Ackley** (.347/17x49), **Austin Jackson** (.333/20x60), **Willie Bloomquist** (.317/13x41) and **Nelson Cruz** (.309/17x55) were all Mariners regulars to bat over .300 during Cactus League play.

## CACTUS LEAGUE TIDBITS...

- **Rookie of the Spring** - LHP **Tyler Olson** was named the Peoria Diamond Club Rookie of the Spring.
- **Iron Man** - **Mike Zunino** led all catchers in spring play with 118.0 innings caught and 20 starts.
- **Shoot the Spring Arrow** - **Fernando Rodney** did not allow a run in 8.1 innings (9 G).
- **ERA** - Mariners recorded a 4.97 team ERA, including 4.72 by starters, 5.13 by bullpen.
- **TV Time** - The Mariners televised 16 Cactus League games on **ROOT SPORTS**.
- **Will Ferrell** - Actor/comedian **Will Ferrell** played one inning at 2B for the Mariners in the March 12 game at Oakland as part of his Cactus League tour playing for 10 teams in 5 spring training games.

## 2015 SPRING TRAINING GAME-BY-GAME

| DATE | OPPONENT  | W/L | SCORE    | ATT    | DATE | OPPONENT | W/L | SCORE | ATT    |
|------|-----------|-----|----------|--------|------|----------|-----|-------|--------|
| 3/4  | SD        | W   | 4-3 (10) | 6,027  | 3/23 | @LAA     | L   | 0-5   | 7,720  |
| 3/5  | SD        | W   | 9-4      | 5,244  | 3/24 | @SD      | L   | 4-6   | 7,289  |
| 3/6  | @LAD (ss) | L   | 4-7      | 6,956  | 3/25 | CHI      | W   | 3-2   | 11,224 |
| 3/7  | ARI       | L   | 3-4      | 9,130  | 3/26 | KC       | L   | 0-3   | 6,523  |
|      | @CWS      | W   | 11-7     | 4,542  |      | @MIL     | L   | 1-15  | 3,302  |
| 3/8  | @CIN      | L   | 1-10     | 5,559  | 3/27 | @KC      | L   | 1-5   | 9,329  |
| 3/9  | CLE       | W   | 4-3      | 6,589  | 3/28 | SF       | L   | 8-9   | 11,173 |
| 3/10 | @COL (ss) | L   | 3-9      | 7,713  | 3/29 | @SD      | L   | 5-8   | 8,212  |
| 3/11 | COL       | L   | 1-4      | 6,560  | 3/30 | LAA      | W   | 5-3   | 6,625  |
| 3/12 | @OAK      | L   | 3-4      | 9,033  | 3/31 | @CLE     | L   | 6-8   | 3,045  |
| 3/13 | MIL       | W   | 10-5     | 9,694  | 4/1  | CWS (ss) | L   | 4-12  | 4,085  |
| 3/14 | @ARI (ss) | W   | 11-4     | 12,964 | 4/3  | COL^     | W   | 5-4   | 7,204  |
| 3/15 | LAD       | L   | 2-5      | 13,055 | 4/4  | @COL^    | W   | 6-3   | 6,738  |
| 3/17 | @CWS      | T   | 5-5      | 5,878  |      |          |     |       |        |
| 3/18 | OAK       | W   | 4-0      | 9,903  |      |          |     |       |        |
| 3/19 | CLE       | W   | 5-2      | 9,940  |      |          |     |       |        |
| 3/20 | @TEX (ss) | T   | 4-4      | 8,728  |      |          |     |       |        |
| 3/21 | @CHI      | L   | 10-12    | 15,323 |      |          |     |       |        |
| 3/22 | TEX       | W   | 8-0      | 9,543  |      |          |     |       |        |

**Overall: 13-17-2 Home: 10-6 Away: 3-11-2**  
 (ss) opponent was split-squad ^ exhibition games

# Spring Training Review



| NAME             | BA          | SLG         | OBP         | G         | AB          | R          | H          | TB         | 2B        | 3B        | HR        | RBI        | SH       | SF        | HBP       | BB        | IBB      | SO         | SB        | CS       | GDP       | Pinch Hit |           |          |          |          |   |
|------------------|-------------|-------------|-------------|-----------|-------------|------------|------------|------------|-----------|-----------|-----------|------------|----------|-----------|-----------|-----------|----------|------------|-----------|----------|-----------|-----------|-----------|----------|----------|----------|---|
|                  |             |             |             |           |             |            |            |            |           |           |           |            |          |           |           |           |          |            |           |          |           | E         | AB        | H        | HR       | RBI      |   |
| Ackley           | .347        | .531        | .407        | 20        | 49          | 8          | 17         | 26         | 4         | 1         | 1         | 11         | 0        | 0         | 1         | 4         | 0        | 6          | 0         | 0        | 2         | 1         | 1         | 1        | 0        | 1        |   |
| Ascanio          | .000        | .000        | .222        | 3         | 7           | 0          | 0          | 0          | 0         | 0         | 0         | 0          | 0        | 0         | 0         | 2         | 0        | 3          | 0         | 0        | 0         | 1         | 1         | 0        | 0        | 0        |   |
| Baker            | .214        | .286        | .214        | 13        | 14          | 1          | 3          | 4          | 1         | 0         | 0         | 1          | 0        | 0         | 0         | 0         | 0        | 3          | 0         | 0        | 1         | 0         | 1         | 0        | 0        | 0        |   |
| Barbosa          | .000        | .000        | .000        | 1         | 1           | 0          | 0          | 0          | 0         | 0         | 0         | 0          | 0        | 0         | 0         | 0         | 0        | 0          | 0         | 0        | 0         | 0         | 0         | 0        | 0        | 0        |   |
| Baron            | .000        | .000        | .000        | 5         | 5           | 0          | 0          | 0          | 0         | 0         | 0         | 0          | 0        | 0         | 0         | 0         | 0        | 1          | 0         | 0        | 0         | 0         | 2         | 0        | 0        | 0        |   |
| Blash            | .111        | .222        | .200        | 9         | 9           | 1          | 1          | 2          | 1         | 0         | 0         | 1          | 0        | 0         | 0         | 1         | 0        | 6          | 0         | 0        | 0         | 0         | 0         | 0        | 0        | 0        |   |
| Bloomquist       | .317        | .415        | .349        | 18        | 41          | 4          | 13         | 17         | 4         | 0         | 0         | 3          | 0        | 0         | 0         | 2         | 0        | 3          | 0         | 1        | 1         | 1         | 2         | 2        | 0        | 0        |   |
| Bonilla          | .333        | .667        | .400        | 10        | 9           | 5          | 3          | 6          | 0         | 0         | 1         | 1          | 0        | 0         | 0         | 1         | 0        | 2          | 0         | 0        | 0         | 0         | 2         | 0        | 0        | 0        |   |
| Brady            | 1.000       | 1.000       | 1.000       | 2         | 1           | 1          | 1          | 1          | 0         | 0         | 0         | 0          | 0        | 0         | 0         | 1         | 0        | 0          | 1         | 0        | 0         | 0         | 0         | 0        | 0        | 0        |   |
| Caballero        | .500        | 1.000       | .500        | 1         | 2           | 1          | 1          | 2          | 1         | 0         | 0         | 1          | 0        | 0         | 0         | 0         | 0        | 0          | 0         | 0        | 0         | 0         | 0         | 0        | 0        | 0        |   |
| Canó             | .364        | .527        | .375        | 19        | 55          | 9          | 20         | 29         | 6         | 0         | 1         | 7          | 0        | 0         | 0         | 1         | 0        | 12         | 1         | 0        | 0         | 0         | 0         | 0        | 0        | 0        |   |
| Chavez           | .190        | .238        | .292        | 12        | 21          | 0          | 4          | 5          | 1         | 0         | 0         | 1          | 0        | 0         | 0         | 3         | 0        | 1          | 0         | 1        | 0         | 0         | 0         | 1        | 1        | 0        | 1 |
| Choi             | .000        | .000        | .500        | 1         | 1           | 1          | 0          | 0          | 0         | 0         | 0         | 0          | 0        | 0         | 1         | 0         | 0        | 1          | 0         | 0        | 0         | 0         | 0         | 0        | 0        | 0        |   |
| Cousino          | .125        | .375        | .125        | 7         | 8           | 0          | 1          | 3          | 0         | 1         | 0         | 0          | 0        | 0         | 0         | 0         | 0        | 3          | 0         | 0        | 0         | 0         | 0         | 0        | 0        | 0        |   |
| Cruz             | .309        | .527        | .394        | 22        | 55          | 7          | 17         | 29         | 0         | 0         | 4         | 10         | 0        | 2         | 1         | 8         | 0        | 7          | 0         | 0        | 0         | 2         | 0         | 0        | 0        | 0        |   |
| Dowd             | .500        | .500        | .500        | 3         | 4           | 0          | 2          | 2          | 0         | 0         | 0         | 2          | 0        | 0         | 0         | 0         | 0        | 0          | 0         | 0        | 0         | 0         | 0         | 0        | 0        | 0        |   |
| W. Ferrell       | ---         | ---         | ---         | 1         | 0           | 0          | 0          | 0          | 0         | 0         | 0         | 0          | 0        | 0         | 0         | 0         | 0        | 0          | 0         | 0        | 0         | 0         | 0         | 0        | 0        | 0        |   |
| Guerrero         | .250        | .875        | .250        | 6         | 8           | 2          | 2          | 7          | 0         | 1         | 1         | 1          | 0        | 0         | 0         | 0         | 0        | 1          | 0         | 0        | 0         | 0         | 0         | 0        | 0        | 0        |   |
| Gutierrez        | .000        | .000        | .000        | 2         | 5           | 0          | 0          | 0          | 0         | 0         | 0         | 0          | 0        | 0         | 0         | 0         | 0        | 0          | 0         | 0        | 0         | 0         | 0         | 0        | 0        | 0        |   |
| Henry            | .429        | .857        | .429        | 2         | 7           | 1          | 3          | 6          | 0         | 0         | 1         | 2          | 0        | 0         | 0         | 0         | 0        | 3          | 0         | 0        | 0         | 0         | 2         | 0        | 0        | 0        |   |
| Hicks            | .333        | .444        | .400        | 8         | 9           | 0          | 3          | 4          | 1         | 0         | 0         | 1          | 0        | 0         | 0         | 1         | 0        | 1          | 0         | 0        | 0         | 0         | 0         | 0        | 0        | 0        |   |
| Al. Jackson      | .222        | .556        | .300        | 5         | 9           | 3          | 2          | 5          | 0         | 0         | 1         | 1          | 0        | 0         | 0         | 1         | 0        | 1          | 0         | 0        | 0         | 0         | 0         | 0        | 0        | 0        |   |
| Au. Jackson      | .333        | .467        | .359        | 21        | 60          | 5          | 20         | 28         | 4         | 2         | 0         | 4          | 0        | 1         | 0         | 3         | 0        | 11         | 3         | 1        | 0         | 0         | 0         | 0        | 0        | 0        |   |
| Jones            | .267        | .367        | .324        | 12        | 30          | 10         | 8          | 11         | 1         | 1         | 0         | 6          | 0        | 1         | 0         | 3         | 0        | 2          | 3         | 0        | 1         | 0         | 0         | 1        | 0        | 0        | 1 |
| Kivlehan         | .259        | .407        | .259        | 18        | 27          | 3          | 7          | 11         | 1         | 0         | 1         | 4          | 0        | 0         | 0         | 0         | 0        | 9          | 0         | 0        | 0         | 0         | 0         | 3        | 0        | 0        | 0 |
| Lara             | .263        | .421        | .333        | 12        | 19          | 4          | 5          | 8          | 0         | 0         | 1         | 1          | 0        | 0         | 0         | 2         | 0        | 4          | 0         | 0        | 0         | 0         | 2         | 0        | 0        | 0        |   |
| Littlewood       | .125        | .125        | .125        | 9         | 8           | 2          | 1          | 1          | 0         | 0         | 0         | 1          | 0        | 0         | 0         | 0         | 0        | 4          | 0         | 0        | 0         | 0         | 0         | 3        | 0        | 0        | 0 |
| Lopes            | .000        | .000        | .000        | 2         | 2           | 0          | 0          | 0          | 0         | 0         | 0         | 0          | 0        | 0         | 0         | 0         | 0        | 1          | 0         | 0        | 0         | 0         | 1         | 0        | 0        | 0        |   |
| Mariscal         | .333        | .333        | .500        | 4         | 3           | 1          | 1          | 1          | 0         | 0         | 0         | 0          | 0        | 0         | 0         | 1         | 0        | 2          | 0         | 0        | 0         | 0         | 1         | 1        | 0        | 0        | 0 |
| Marlette         | .429        | .429        | .429        | 5         | 7           | 2          | 3          | 3          | 0         | 0         | 0         | 2          | 0        | 0         | 0         | 0         | 0        | 2          | 0         | 0        | 0         | 0         | 0         | 2        | 1        | 0        | 0 |
| Marte            | .304        | .435        | .333        | 14        | 23          | 4          | 7          | 10         | 1         | 1         | 0         | 3          | 0        | 0         | 0         | 1         | 0        | 2          | 3         | 0        | 0         | 0         | 5         | 1        | 1        | 0        | 0 |
| Mejia            | .000        | .000        | .000        | 2         | 1           | 0          | 0          | 0          | 0         | 0         | 0         | 0          | 0        | 0         | 0         | 0         | 0        | 0          | 0         | 0        | 0         | 0         | 0         | 0        | 0        | 0        | 0 |
| B. Miller        | .283        | .609        | .370        | 20        | 46          | 10         | 13         | 28         | 5         | 2         | 2         | 8          | 0        | 1         | 1         | 6         | 0        | 11         | 1         | 0        | 0         | 1         | 3         | 0        | 0        | 0        | 0 |
| I. Miller        | .400        | .400        | .400        | 8         | 10          | 2          | 4          | 4          | 0         | 0         | 0         | 0          | 0        | 0         | 0         | 0         | 0        | 2          | 1         | 0        | 0         | 0         | 0         | 1        | 0        | 0        | 0 |
| Montero          | .200        | .200        | .250        | 7         | 15          | 0          | 3          | 3          | 0         | 0         | 0         | 1          | 0        | 0         | 0         | 1         | 0        | 6          | 0         | 0        | 1         | 0         | 0         | 1        | 0        | 0        | 0 |
| Morales          | .333        | .667        | .500        | 4         | 3           | 0          | 1          | 2          | 1         | 0         | 0         | 0          | 0        | 0         | 0         | 1         | 0        | 0          | 0         | 0        | 0         | 0         | 0         | 0        | 0        | 0        | 0 |
| Morban           | .111        | .222        | .111        | 6         | 9           | 1          | 1          | 2          | 1         | 0         | 0         | 0          | 0        | 0         | 0         | 0         | 0        | 4          | 0         | 0        | 0         | 0         | 1         | 0        | 0        | 0        | 0 |
| Morrison         | .250        | .450        | .297        | 22        | 60          | 7          | 15         | 27         | 4         | 1         | 2         | 7          | 0        | 0         | 0         | 4         | 0        | 8          | 0         | 0        | 1         | 1         | 0         | 0        | 0        | 0        | 0 |
| O'Malley         | .179        | .179        | .233        | 21        | 28          | 7          | 5          | 5          | 0         | 0         | 0         | 1          | 1        | 0         | 1         | 1         | 0        | 9          | 3         | 1        | 1         | 1         | 1         | 0        | 0        | 0        | 0 |
| O'Neill          | .000        | .000        | .500        | 2         | 1           | 0          | 0          | 0          | 0         | 0         | 0         | 0          | 0        | 0         | 0         | 1         | 0        | 0          | 0         | 0        | 0         | 0         | 0         | 0        | 0        | 0        | 0 |
| Paolini          | .000        | .000        | .000        | 3         | 5           | 0          | 0          | 0          | 0         | 0         | 0         | 0          | 0        | 0         | 0         | 0         | 0        | 1          | 0         | 0        | 0         | 0         | 0         | 1        | 0        | 0        | 0 |
| Peterson         | .152        | .273        | .167        | 16        | 33          | 5          | 5          | 9          | 1         | 0         | 1         | 3          | 0        | 2         | 0         | 1         | 0        | 8          | 0         | 0        | 0         | 0         | 0         | 3        | 0        | 0        | 0 |
| Pizzano          | .000        | .000        | .000        | 2         | 2           | 0          | 0          | 0          | 0         | 0         | 0         | 0          | 0        | 0         | 0         | 0         | 0        | 0          | 0         | 0        | 0         | 0         | 0         | 0        | 0        | 0        | 0 |
| Reinheimer       | .200        | .200        | .200        | 11        | 10          | 0          | 2          | 2          | 0         | 0         | 0         | 0          | 0        | 0         | 0         | 0         | 0        | 2          | 0         | 0        | 0         | 0         | 0         | 1        | 0        | 0        | 0 |
| Reynolds         | .250        | .750        | .250        | 3         | 4           | 0          | 1          | 3          | 0         | 1         | 0         | 1          | 0        | 0         | 0         | 0         | 0        | 1          | 0         | 0        | 0         | 0         | 0         | 0        | 0        | 0        | 0 |
| Rivero           | .114        | .171        | .184        | 22        | 35          | 4          | 4          | 6          | 2         | 0         | 0         | 1          | 0        | 0         | 1         | 2         | 0        | 9          | 0         | 0        | 1         | 0         | 0         | 0        | 0        | 0        | 0 |
| Romero           | .364        | .500        | .440        | 12        | 22          | 2          | 8          | 11         | 1         | 1         | 0         | 2          | 0        | 0         | 2         | 1         | 0        | 4          | 1         | 1        | 0         | 0         | 0         | 1        | 0        | 0        | 0 |
| Ruggiano         | .256        | .359        | .293        | 17        | 39          | 2          | 10         | 14         | 1         | 0         | 1         | 6          | 0        | 0         | 0         | 2         | 0        | 12         | 0         | 1        | 0         | 0         | 1         | 1        | 0        | 0        | 0 |
| Seager           | .291        | .545        | .391        | 23        | 55          | 9          | 16         | 30         | 3         | 1         | 3         | 13         | 0        | 3         | 1         | 10        | 0        | 7          | 0         | 1        | 4         | 1         | 0         | 0        | 0        | 0        | 0 |
| S. Smith         | .238        | .405        | .340        | 17        | 42          | 6          | 10         | 17         | 4         | 0         | 1         | 5          | 0        | 1         | 0         | 7         | 0        | 7          | 1         | 0        | 1         | 1         | 1         | 0        | 0        | 0        | 0 |
| T. Smith         | .222        | .222        | .263        | 8         | 18          | 1          | 4          | 4          | 0         | 0         | 0         | 2          | 0        | 0         | 0         | 1         | 0        | 5          | 1         | 0        | 0         | 0         | 4         | 0        | 0        | 0        | 0 |
| Sucre            | .143        | .143        | .242        | 18        | 28          | 0          | 4          | 4          | 0         | 0         | 0         | 3          | 0        | 1         | 1         | 3         | 0        | 3          | 0         | 0        | 3         | 0         | 0         | 0        | 0        | 0        | 0 |
| Tanabe           | ---         | ---         | ---         | 1         | 0           | 0          | 0          | 0          | 0         | 0         | 0         | 0          | 0        | 0         | 0         | 0         | 0        | 0          | 0         | 0        | 0         | 0         | 0         | 0        | 0        | 0        | 0 |
| Taylor           | .421        | .842        | .450        | 8         | 19          | 2          | 8          | 16         | 1         | 2         | 1         | 4          | 0        | 0         | 0         | 1         | 0        | 1          | 0         | 1        | 1         | 0         | 0         | 0        | 0        | 0        | 0 |
| Torres           | ---         | ---         | ---         | 1         | 0           | 0          | 0          | 0          | 0         | 0         | 0         | 0          | 0        | 0         | 0         | 0         | 0        | 0          | 0         | 0        | 0         | 0         | 0         | 0        | 0        | 0        | 0 |
| Ward             | ---         | ---         | ---         | 1         | 0           | 1          | 0          | 0          | 0         | 0         | 0         | 0          | 0        | 0         | 0         | 0         | 0        | 0          | 0         | 0        | 0         | 0         | 0         | 0        | 0        | 0        | 0 |
| Wawoe            | .000        | .000        | .000        | 2         | 2           | 0          | 0          | 0          | 0         | 0         | 0         | 0          | 0        | 0         | 0         | 0         | 0        | 0          | 0         | 0        | 0         | 0         | 0         | 0        | 0        | 0        | 0 |
| Weeks            | .195        | .415        | .283        | 17        | 41          | 4          | 8          | 17         | 3         | 0         | 2         | 2          | 0        | 0         | 0         | 5         | 0        | 11         | 0         | 0        | 1         | 0         | 0         | 2        | 0        | 0        | 0 |
| Wilson           | .500        | 2.000       | .667        | 2         | 2           | 1          | 1          | 4          | 0         | 0         | 1         | 3          | 0        | 0         | 0         | 1         | 0        | 1          | 0         | 0        | 0         | 0         | 0         | 0        | 0        | 0        | 0 |
| Zunino           | .352        | .852        | .435        | 21        | 54          | 11         | 19         | 46         | 6         | 0         | 7         | 14         | 0        | 0         | 1         | 7         | 0        | 14         | 0         | 1        | 0         | 0         | 0         | 0        | 0        | 0        | 0 |
| <b>TEAM</b>      | <b>.265</b> | <b>.439</b> | <b>.324</b> | <b>32</b> | <b>1083</b> | <b>150</b> | <b>287</b> | <b>475</b> | <b>59</b> | <b>15</b> | <b>33</b> | <b>140</b> | <b>1</b> | <b>12</b> | <b>11</b> | <b>90</b> | <b>0</b> | <b>217</b> | <b>19</b> | <b>9</b> | <b>22</b> | <b>32</b> | <b>28</b> | <b>6</b> | <b>0</b> | <b>3</b> |   |
| <b>OPPONENTS</b> | <b>.284</b> | <b>.459</b> | <b>.344</b> | <b>32</b> | <b>1103</b> | <b>175</b> | <b>313</b> | <b>506</b> | <b>70</b> | <b>12</b> | <b>33</b> | <b>165</b> | <b>3</b> | <b>8</b>  | <b>7</b>  | <b>98</b> | <b>0</b> | <b>217</b> | <b>19</b> | <b>6</b> | <b>35</b> | <b>27</b> | <b>30</b> | <b>5</b> | <b>0</b> | <b>1</b> |   |

| NAME         | W | L | ERA  | G | GS | CG | GF | SHO | SV | INN | H | BFP | AB | R | ER | HR | SH | SF | HBP | BB | IBB | SO | WP | BK | BA |
|--------------|---|---|------|---|----|----|----|-----|----|-----|---|-----|----|---|----|----|----|----|-----|----|-----|----|----|----|----|
|              |   |   |      |   |    |    |    |     |    |     |   |     |    |   |    |    |    |    |     |    |     |    |    |    |    |
| Cochran-Gill | 0 | 0 | 4.15 | 4 | 0  | 0  | 1  | 0   | 0  | 4.1 | 6 | 18  | 18 | 2 | 2  | 1  | 0  | 0  | 0   | 0  | 0   | 3  | 0  |    |    |



# Record Breakdown

| Record Breakdown       | W  | L  | Pct. |
|------------------------|----|----|------|
| Overall                | 76 | 86 | .469 |
| Safeco Field           | 36 | 45 | .444 |
| Road                   | 40 | 41 | .494 |
| Day Games              | 24 | 27 | .471 |
| Night Games            | 52 | 59 | .468 |
| Seattle Scores in 1st  | 28 | 18 | .609 |
| Opponent Scores in 1st | 15 | 40 | .273 |
| Scoring First          | 51 | 24 | .680 |
| Opponent Scores First  | 25 | 62 | .287 |
| Made 0 Errors          | 47 | 42 | .528 |
| Made 1 Error           | 25 | 31 | .446 |
| Made 2+ Errors         | 4  | 13 | .235 |
| Starter Works 6+       | 58 | 43 | .574 |
| Quality Start          | 56 | 32 | .636 |
| 1st Game of Series     | 22 | 30 | .423 |
| 2nd Game of Series     | 28 | 24 | .538 |
| 3rd Game of Series     | 21 | 27 | .438 |
| 4th Game of Series     | 5  | 5  | .500 |
| Rubber Games           | 9  | 13 | .409 |
| Travel Day             | 14 | 18 | .438 |
| Before Off Day         | 8  | 10 | .444 |
| After Off Day          | 10 | 7  | .588 |
| Record SB              | 32 | 22 | .593 |
| 1-Run Games            | 28 | 29 | .491 |
| 2-Run Games            | 15 | 19 | .441 |
| 3-Run Games            | 10 | 8  | .556 |
| Extra Innings          | 10 | 13 | .435 |
| vs. RHP (Starter)      | 54 | 54 | .500 |
| vs. LHP (Starter)      | 22 | 32 | .407 |

| Home Runs:       | W  | L  | Pct. |
|------------------|----|----|------|
| Hit HR           | 65 | 53 | .551 |
| No HR            | 11 | 33 | .250 |
| Opponent HR      | 38 | 69 | .355 |
| Opponent No HR   | 38 | 17 | .691 |
| Seattle More HR  | 45 | 16 | .738 |
| Opponent More HR | 11 | 44 | .200 |
| Equal HR         | 20 | 26 | .435 |

| By Uniform        | W  | L  | Pct. |
|-------------------|----|----|------|
| White             | 23 | 32 | .418 |
| Northwest Green   | 6  | 6  | .500 |
| Sunday Cream      | 7  | 6  | .538 |
| Gray - Road       | 29 | 26 | .527 |
| Astro Navy - Road | 11 | 15 | .423 |
| Throwback         | 0  | 1  | .000 |

| Record as Leadoff: | W  | L  | Pct.  |
|--------------------|----|----|-------|
| Marte              | 28 | 26 | .519  |
| Jackson            | 22 | 29 | .431  |
| Weeks              | 2  | 5  | .286  |
| Ackley             | 0  | 2  | .000  |
| Smith              | 9  | 9  | .500  |
| Ruggiano           | 1  | 0  | 1.000 |
| Miller             | 3  | 3  | .500  |
| Morrison           | 10 | 10 | .500  |
| Jones              | 1  | 1  | .500  |
| Taylor             | 0  | 1  | .000  |

| Safeco Field Roof | W  | L  | Pct. |
|-------------------|----|----|------|
| Open              | 32 | 38 | .457 |
| Closed            | 1  | 4  | .200 |
| Moved             | 3  | 3  | .500 |

| By Month/Day      | W  | L  | Pct. |
|-------------------|----|----|------|
| Monday            | 7  | 13 | .350 |
| Tuesday           | 15 | 10 | .600 |
| Wednesday         | 12 | 13 | .480 |
| Thursday          | 3  | 11 | .214 |
| Friday            | 14 | 12 | .538 |
| Saturday          | 12 | 14 | .462 |
| Sunday            | 13 | 13 | .500 |
| April             | 10 | 12 | .455 |
| May               | 14 | 14 | .500 |
| June              | 11 | 16 | .407 |
| July              | 12 | 15 | .444 |
| August            | 14 | 14 | .500 |
| September/October | 15 | 15 | .500 |
| Pre ASG           | 41 | 48 | .461 |
| Post ASG          | 35 | 38 | .479 |

| Scoring/Hitting    | W  | L  | Pct. |
|--------------------|----|----|------|
| Outhit Opponent    | 50 | 21 | .704 |
| Outhit by Opponent | 18 | 58 | .237 |
| Hits are Tied      | 8  | 7  | .533 |
| 10+ hits           | 37 | 15 | .712 |
| Opp. 10+ hits      | 16 | 44 | .267 |
| Scores 4-or-more   | 53 | 26 | .671 |
| Scores 3-or-less   | 23 | 60 | .277 |
| Score 3+ Innings   | 48 | 21 | .696 |
| Shutouts           | 12 | 10 | .545 |

| Lead/Trail/Tied    | W     | L    | Pct. |
|--------------------|-------|------|------|
| After 4 - Lead     | 47    | 13   | .783 |
| After 4 - Trail    | 13    | 59   | .181 |
| After 4 - Tied     | 16    | 14   | .533 |
| After 5 - Lead     | 52    | 14   | .788 |
| After 5 - Trail    | 13    | 56   | .188 |
| After 5 - Tied     | 11    | 16   | .407 |
| After 6 - Lead     | 61    | 12   | .836 |
| After 6 - Trail    | 6     | 58   | .094 |
| After 6 - Tied     | 9     | 16   | .360 |
| After 7 - Lead     | 62    | 11   | .849 |
| After 7 - Trail    | 4     | 60   | .063 |
| After 7 - Tied     | 10    | 15   | .400 |
| After 8 - Lead     | 66    | 8    | .892 |
| After 8 - Trail    | 1     | 67   | .015 |
| After 8 - Tied     | 9     | 11   | .450 |
| .500 or Better     | 41    | 52   | .441 |
| Less than .500     | 35    | 34   | .507 |
| CFB/Blown          | 32    | 36   | --   |
| Last AB / Walk-Off | 15-27 | 6-12 | --   |

| By Division     | W  | L  | Pct. |
|-----------------|----|----|------|
| AL West         | 39 | 37 | .513 |
| AL Central      | 14 | 20 | .412 |
| AL East         | 15 | 17 | .469 |
| National League | 8  | 12 | .400 |

| Record as Catcher: | W  | L  | Pct. |
|--------------------|----|----|------|
| Zunino             | 48 | 53 | .475 |
| Sucre              | 20 | 23 | .465 |
| Hicks              | 5  | 5  | .500 |
| Castillo           | 1  | 3  | .250 |
| Baron              | 2  | 2  | .500 |

| Series Record | W  | L  | T  |
|---------------|----|----|----|
| Series Record | 18 | 24 | 10 |



2015 Seattle Mariners



**Back Row L-R:** Danny Farquhar, Vidal Nuño, Fernando Rodney, David Rollins, Mike Montgomery, Hisashi Iwakuma, Taijuan Walker, Felix Hernandez, James Paxton, Carson Smith, Tom Wilhelmsen, Charlie Furbush, Joe Beimel, Mayckol Guaipe

**Third Row L-R:** Performance Specialists James Clifford and Chad Uihlein, Mental Skills Coach Michael Gerson, Ketel Marte, Jesus Montero, Franklin Gutierrez, Mark Trumbo, Logan Morrison, Seth Smith, Austin Jackson, Mike Zunino, Brad Miller, Jesus Sucre, Interpreter Antony Suzuki, Visiting Clubhouse Manager Ted Walsh

**Second Row L-R:** Athletic Trainers Rob Nodine, Rick Griffin, Matt Toth, and Yoshihiro Nakazawa, Bat Boys Mitchell Winterburn and Joe Van Vleck, Nelson Cruz, Robinson Canó, Kyle Seager, Bat Boys Jordan Larson and Oscar Castro, Head Groundskeeper Bob Christofferson, Clubhouse Staff Billy Sepich and Jeff Bopp, Clubhouse Manager Ryan Stiles

**Front Row L-R:** Video Coordinator Jimmy Hartley, Assistant Video Coordinator Craig Manning, Batting Practice Pitcher Nasusel Cabrera, Bullpen Catcher Jason Phillips, Bullpen Coach Mike Rojas, Third Base Coach Rich Donnelly, Bench Coach Trent Jewett, Manager Lloyd McClendon, Hitting Coach Edgar Martinez, Pitching Coach Rick Waits, First Base Coach Chris Woodward, Outfield Coach Andy Van Slyke, Quality Control Coach Chris Prieto, Clubhouse Staff Chris DeWitt and Pete Fortune



# 2016 Seattle Mariners Tentative Schedule



| SUN          | MON         | TUE         | WED         | THU    | FRI        | SAT        |
|--------------|-------------|-------------|-------------|--------|------------|------------|
| <b>APRIL</b> |             |             |             |        | 1          | 2          |
| 3            | 4 TEX       | 5 TEX       | 6 TEX       | 7      | 8 OAK 7:10 | 9 OAK 6:10 |
| 10 OAK 1:10  | 11 TEX 7:10 | 12 TEX 7:10 | 13 TEX TBA  | 14     | 15 NYY     | 16 NYY     |
| 17 NYY       | 18          | 19 CLE      | 20 CLE      | 21 CLE | 22 LAA     | 23 LAA     |
| 24 LAA       | 25 HOU 7:10 | 26 HOU 7:10 | 27 HOU 7:10 | 28     | 29 KC 7:10 | 30 KC 6:10 |

| SUN         | MON         | TUE         | WED         | THU    | FRI         | SAT         |
|-------------|-------------|-------------|-------------|--------|-------------|-------------|
| 1 KC 1:10   | 2 OAK       | 3 OAK       | 4 OAK       | 5 HOU  | 6 HOU       | 7 HOU       |
| 8 HOU       | 9 TB 7:10   | 10 TB 7:10  | 11 TB 12:40 | 12     | 13 LAA 7:10 | 14 LAA 6:10 |
| 15 LAA 1:10 | 16          | 17 BAL      | 18 BAL      | 19 BAL | 20 CIN      | 21 CIN      |
| 22 CIN      | 23 OAK 7:10 | 24 OAK 7:10 | 25 OAK 7:10 | 26     | 27 MIN 7:10 | 28 MIN 7:10 |
| 29 MIN 1:10 | 30 SD 3:40  | 31 SD 12:40 | <b>MAY</b>  |        |             |             |

| SUN         | MON        | TUE         | WED         | THU         | FRI         | SAT         |
|-------------|------------|-------------|-------------|-------------|-------------|-------------|
| <b>JUNE</b> |            |             | 1 SD        | 2 SD        | 3 TEX       | 4 TEX       |
| 5 TEX       | 6 CLE 7:10 | 7 CLE 7:10  | 8 CLE 7:10  | 9 CLE 7:10  | 10 TEX 7:10 | 11 TEX 7:10 |
| 12 TEX 1:10 | 13         | 14 TB       | 15 TB       | 16 TB       | 17 BOS      | 18 BOS      |
| 19 BOS      | 20 DET     | 21 DET      | 22 DET      | 23 DET      | 24 STL 7:10 | 25 STL 7:10 |
| 26 STL 1:10 | 27         | 28 PIT 7:10 | 29 PIT 7:10 | 30 BAL 7:10 |             |             |

| SUN         | MON         | TUE                           | WED        | THU  | FRI         | SAT         |
|-------------|-------------|-------------------------------|------------|------|-------------|-------------|
| <b>JULY</b> |             |                               |            |      | 1 BAL 7:10  | 2 BAL 7:10  |
| 3 BAL 1:10  | 4 HOU       | 5 HOU                         | 6 HOU      | 7 KC | 8 KC        | 9 KC        |
| 10 KC       | 11          | 12 ALL-STAR GAME AT SAN DIEGO | 13         | 14   | 15 HOU 7:10 | 16 HOU 1:10 |
| 17 HOU 1:10 | 18 CWS 7:10 | 19 CWS 7:10                   | 20 CWS TBA | 21   | 22 TOR      | 23 TOR      |
| 24 TOR      | 25          | 26 PIT                        | 27 PIT     | 28   | 29 CHC      | 30 CHC      |
| 31 CHC      |             |                               |            |      |             |             |

| SUN         | MON         | TUE         | WED          | THU           | FRI         | SAT         |
|-------------|-------------|-------------|--------------|---------------|-------------|-------------|
|             | 1 BOS 7:10  | 2 BOS 7:10  | 3 BOS 7:10   | 4 BOS 7:10    | 5 LAA 7:10  | 6 LAA 6:10  |
| 7 LAA 1:10  | 8 DET 7:10  | 9 DET 7:10  | 10 DET 7:10  | 11            | 12 OAK      | 13 OAK      |
| 14 OAK      | 15 LAA      | 16 LAA      | 17 LAA       | 18 LAA        | 19 MIL 7:10 | 20 MIL 1:10 |
| 21 MIL 1:10 | 22 NYY 7:10 | 23 NYY 7:10 | 24 NYY 12:40 | 25 CWS        | 26 CWS      | 27 CWS      |
| 28 CWS      | 29 TEX      | 30 TEX      | 31 TEX       | <b>AUGUST</b> |             |             |

| SUN              | MON         | TUE         | WED          | THU         | FRI         | SAT             |
|------------------|-------------|-------------|--------------|-------------|-------------|-----------------|
| <b>SEPTEMBER</b> |             |             |              | 1           | 2 LAA 7:10  | 3 LAA 6:10      |
| 4 LAA 1:10       | 5 TEX 3:40  | 6 TEX 7:10  | 7 TEX 7:10   | 8 TEX 7:10  | 9 OAK       | 10 OAK          |
| 11 OAK           | 12 LAA      | 13 LAA      | 14 LAA       | 15          | 16 HOU 7:10 | 17 HOU 6:10     |
| 18 HOU 1:10      | 19 TOR 7:10 | 20 TOR 7:10 | 21 TOR 12:40 | 22          | 23 MIN      | 24 MIN          |
| 25 MIN           | 26 HOU      | 27 HOU      | 28 HOU       | 29 OAK 7:10 | 30 OAK 7:10 | OCT. 1 OAK 6:10 |
| 2 OAK TBA        |             |             |              |             |             |                 |

■ HOME □ ROAD

SCHEDULE SUBJECT TO CHANGE