

2017



SEASON REVIEW





2017 Seattle Mariners Statistics

		GI																				PINCH HIT					
PLAYER		AVG	G	AB	R	H	TB	2B	3B	HR	RBI	SH	SF	HP	BB	IBB	SO	SB	CS	DP	E	SLG	OBP	AB	H	HR	RBI
Alonso, Y	#	.266	142	451	72	120	226	22	0	28	67	0	0	2	68	6	118	2	0	9	10	.501	.365	10	2	0	0
SEA		.265	42	132	20	35	58	5	0	6	18	0	0	0	18	0	30	1	0	3	4	.439	.353	5	1	0	0
Beckham, G		.176	11	17	2	3	3	0	0	0	0	0	0	0	1	0	2	1	0	2	0	.176	.222	1	0	0	0
Cano, R		.280	150	592	79	166	268	33	0	23	97	0	3	4	49	8	85	1	0	18	10	.453	.338	2	0	0	0
Cruz, N		.288	155	556	91	160	305	28	0	39	119	0	7	12	70	7	140	1	1	15	0	.549	.375	3	1	0	1
Dyson, J		.251	111	346	56	87	121	13	3	5	30	4	2	10	28	2	55	28	7	3	3	.350	.324	4	1	0	0
+Gamel, B		.275	134	509	68	140	210	27	5	11	59	1	3	1	36	1	122	4	1	8	5	.413	.322	5	0	0	0
+Haniger, M		.282	96	369	58	104	181	25	2	16	47	1	0	9	31	0	93	5	4	9	7	.491	.352	1	0	0	0
+Hannemann, J		.150	11	20	3	3	6	0	0	1	1	0	0	0	0	0	4	0	1	0	1	.300	.150	2	1	0	0
+Heredia, G		.249	123	386	43	96	130	16	0	6	24	1	1	11	27	2	64	1	5	9	2	.337	.315	4	1	0	1
+Marjama, M		.333	5	9	1	3	7	1	0	1	1	0	0	0	0	0	1	0	0	0	0	.778	.333	2	0	0	0
Motter, T		.198	92	258	29	51	84	12	0	7	26	0	1	0	21	0	62	12	1	9	4	.326	.257	6	1	0	1
Ruiz, C		.216	54	125	14	27	44	8	0	3	11	1	1	4	14	0	38	1	0	4	1	.352	.313	4	0	0	0
Seager, K		.249	154	578	72	144	260	33	1	27	88	0	6	8	58	6	110	2	1	6	14	.450	.323	1	1	0	1
Segura, J		.300	125	524	80	157	224	30	2	11	45	0	1	6	34	3	83	22	8	14	17	.427	.349	1	1	0	0
Valencia, D		.256	130	450	54	115	185	19	3	15	66	0	8	2	40	0	122	2	2	16	11	.411	.314	6	2	0	4
+Vogelbach, D		.214	16	28	0	6	7	1	0	0	2	0	0	0	3	0	9	0	0	2	1	.250	.290	7	1	0	0
Zunino, M		.251	124	387	52	97	197	25	0	25	64	0	1	8	39	0	160	1	0	8	7	.509	.331	3	0	0	1
Albers, A	1,000	9	1	0	1	1	0	0	0	0	1	2	0	0	0	0	0	0	0	0	0	1.000	1.000	0	0	0	0
Diaz, E		.000	66	1	0	0	0	0	0	0	0	0	0	0	0	0	1	0	0	0	1	.000	.000	0	0	0	0
Gallardo, Y		.500	28	2	0	1	1	0	0	0	0	0	0	0	0	0	0	0	0	0	0	.500	.500	0	0	0	0
+Gonzales, M		.000	10	1	0	0	0	0	0	0	0	1	0	0	0	0	1	0	0	0	1	.000	.000	0	0	0	0
NL	1,000	1	1	0	1	1	0	0	0	0	0	0	0	0	0	0	0	0	0	0	0	1.000	1.000	0	0	0	0
+Lawrence, C	#	.000	27	2	0	0	0	0	0	0	0	1	0	0	0	0	1	0	0	0	0	.000	.000	0	0	0	0
SEA		.000	23	1	0	0	0	0	0	0	0	0	0	0	0	0	1	0	0	0	0	.000	.000	0	0	0	0
Leake, M		.000	5	0	0	0	0	0	0	0	0	0	0	0	0	0	0	0	0	0	0	.000	.000	0	0	0	0
NL		.170	27	47	2	8	9	1	0	0	4	5	0	0	3	0	15	0	0	2	0	.191	.220	1	0	0	0
Miranda, A		.000	32	6	1	0	0	0	0	0	0	0	0	0	0	0	3	0	0	0	3	.000	.000	0	0	0	0
+Pagan, E		.000	34	2	0	0	0	0	0	0	0	0	0	0	0	0	1	0	0	0	0	.000	.000	0	0	0	0
* Phelps, D		.000	10	0	0	0	0	0	0	0	0	0	0	0	0	0	0	0	0	0	0	.000	.000	0	0	0	0
NL		.000	44	1	0	0	0	0	0	0	0	0	0	0	0	0	1	0	0	0	0	.000	.000	0	0	0	0
Ramirez, E	#	.667	37	3	0	2	2	0	0	0	1	0	0	0	0	0	1	0	0	0	1	.667	.667	0	0	0	0
SEA		.667	11	3	0	2	2	0	0	0	1	0	0	0	0	0	1	0	0	0	1	.667	.667	0	0	0	0
SEATTLE		.259	162	5551	750	1436	2351	281	17	200	714	14	35	78	487	31	1267	89	35	131	103	.424	.325	78	14	0	11
OPPONENTS		.254	162	5502	772	1399	2396	262	12	237	740	24	60	53	490	28	1244	80	26	125	85	.435	.318	88	22	1	13
DH		.289	162	560	94	162	308	29	0	39	116	1	7	13	67	7	144	1	2	15	0	.550	.374	5	0	0	0

		OPP																AVG			
PITCHER	R/L	W	L	ERA	G	GS	CG	GF	SHO	SV	IP	H	R	ER	HR	HB	BB	IBB	SO	WP	BK
Albers, A	L	5	1	3.51	9	6	0	2	0	1	41.0	43	22	16	6	2	10	0	37	1	0
+Altavilla, D	R	1	1	4.24	41	0	0	13	0	0	46.2	43	27	22	9	1	20	1	52	9	0
Diaz, E	R	4	6	3.27	66	0	0	52	0	34	66.0	44	28	24	10	3	32	2	89	3	1
Gallardo, Y	R	5	10	5.72	28	22	0	4	0	1	130.2	138	84	83	24	2	60	3	94	7	0
Garton, R	#	R	0	1	4.91	20	0	6	0	0	22.0	18	12	12	4	0	6	0	16	2	0
SEA	R	0	0	1.54	13	0	0	3	0	0	11.2	5	2	2	1	0	1	0	7	0	0
+Gonzales, M	L	1	1	5.40	10	7	0	1	0	0	36.2	53	22	22	5	1	11	0	30	2	0
NL		0	0	13.50	1	1	0	0	0	0	3.1	6	5	5	3	0	0	0	2	0	0
Hernandez, F	R	6	5	4.36	16	16	0	0	0	0	86.2	86	46	42	17	6	26	0	78	8	0
* Iwakuma, H	R	0	2	4.35	6	6	0	0	0	0	31.0	27	16	15	7	2	12	0	16	1	0
+Lawrence, C	#	R	2	3	6.34	27	2	0	12	0	55.1	77	41	39	11	1	25	4	52	1	0
SEA	R	2	0	5.57	23	0	0	10	0	0	42.0	56	27	26	9	1	14	1	45	1	0
Leake, M	R	3	1	2.53	5	5	0	0	0	0	32.0	32	10	9	1	2	2	0	27	1	0
NL		7	12	4.21	26	26	0	0	0	0	154.0	169	83	72	19	7	35	3	103	2	0
Miranda, A	L	8	7	5.12	31	29	1	1	0	0	160.0	140	93	91	37	5	63	1	137	8	0
+Moore, A	R	1	5	5.34	11	9	0	1	0	0	59.0	60	36	35	14	1	8	0	31	0	0
+Pagan, E	R	2	3	3.22	34	0	0	9	0	0	50.1	39	20	18	7	1	8	0	56	1	0
Paxton, J	L	12	5	2.98	24	24	0	0	0	0	136.0	113	47	45	9	3	37	1	156	15	1
+Pazos, J	L	4	5	3.86	59	0	0	7	0	0	53.2	51	30	23	7	5	24	0	65	4	1
* Phelps, D	R	2	1	3.12	10	0	0	1	0	0	8.2	9	3	3	0	1	5	0	11	0	0
NL		2	4	3.45	44	0	0	4	0	0	47.0	42	20	18	5	0	21	3	51	0	0
Ramirez, E	#	R	5	6	4.39	37	19	0	4	0	131.1	123	70	64	22	2	31	2	109	1	0
SEA	R	1	3	3.92	11	11	0	0	0	0	62.0	57	31	27	12	1	15	1	54	0	0
Ruiz, C	R	0	0	9.00	1	0	0	1	0	0	1.0	2	1	1	1	0	2	0	1	0	0
Rzepczynski, M	L	2	2	4.02	64	0	0	6	0	1	31.1	29	16	14	2	1	20	5	25	3	0
Simmons, S	R	0	2	7.04	9	0	0	3	0	0	7.2	4	6	6	1	0	4	0	8	1	0
* Smyly, D	L	0	0	---	0	0	0	0	0	0	0.0	0	0	0	0	0	0	0	0	0	0
Vincent, N	R	3	3	3.20	69	0	0	7	0	0	64.2	62	23	23	3	0	13	5	50	0	0
+Zych, T	R	6	3	2.66	45	0	0	7	0	1	40.2	30	12	12	2	5	21	3	35	1	1
SEATTLE		78	84	4.46	162	162	1	161	9	39	1440.1	1399	772	713	237	53	490	28	1244	73	7
OPPONENTS		84	78	4.38	162	162	3	159	11	39	1444.0	1436	750	703	200	78	487	31	1267	63	4

+ = ROOKIE, # = MULT. TEAMS

2017 SEATTLE MARINERS ACTIVE ROSTER

Manager – Scott Servais (9) **Coaches** – Bench: Tim Bogar (27), Hitting: Edgar Martinez (11), Pitching: Mel Stottlemyre (30), 3B Coach: Manny Acta (14), 1B Coach: Casey Candaele (43), Assistant Coach: Scott Brosius (29), Special Projects Coach: Chris Prieto (88), Bullpen Catcher: Fleming Baez (66), Interim Bullpen Coach: Nasusel Cabrera (89)
PERFORMANCE SPECIALISTS– James Clifford, Chad Uhlen; **ATHLETIC TRAINERS**: Rick Griffin, Rob Nodine, Matt Toth, Yoshihiro Nakazawa; **MEDICAL DIRECTOR**: Dr. Edward Khalfayan; **TEAM PHYSICIAN**: Dr. Mitch Storey

No.	PITCHERS (18+5)	B-T	Ht.	Wt.	Born	Birthplace	Residence
63	ALBERS, Andrew	R-L	6-1	195	10/06/1985	North Battleford, SK, Canada	North Battleford, SK, Canada
53	ALTAVILLA, Dan	R-R	5-11	225	09/08/1992	McKeesport, PA	Greenock, PA
39	DIAZ, Edwin	R-R	6-3	165	03/22/1994	Humacao, PR	Naguabo, PR
49	GALLARDO, Yovani	R-R	6-2	205	02/27/1986	Penjamillo, Mexico	Fort Worth, TX
45	GARTON, Ryan	R-R	5-10	190	12/05/1989	Clearwater, FL	Trinity, FL
32	GONZALES, Marco \$	L-L	6-1	195	02/16/1992	Fort Collins, CO	Seattle, WA
34	HERNANDEZ, Felix	R-R	6-3	225	04/08/1986	Valencia, VZ	Bellevue, WA
18	IWAKUMA, Hisashi *	R-R	6-3	210	04/12/1981	Tokyo, Japan	Sendai City, Japan
61	LAWRENCE, Casey \$	R-R	6-0	175	10/28/1987	McSherrystown, PA	Hanover, PA
37	MIRANDA, Ariel	L-L	6-2	190	11/12/1987	San Diego, CA	Paradise Valley, AZ
48	MOORE, Andrew \$	R-R	6-0	185	06/02/1994	Springfield, OR	Eugene, OR
54	PAGAN, Emilio \$	L-R	6-3	205	05/07/1991	Greenville, SC	Matthews, NC
65	PAXTON, James	L-L	6-4	220	11/06/1988	Ladher, BC, Canada	Kirkland, WA
47	PAZOS, James \$	R-L	6-2	235	05/05/1991	Gilbert, AZ	Gilbert, AZ
46	PHelps, David *	R-R	6-2	200	10/09/1986	St. Louis, MO	St. Louis, MO
31	RAMIREZ, Erasmo	R-R	5-10	215	05/02/1990	Managua, Nicaragua	Rivas, Nicaragua
25	RZEPczynski, Marc	L-L	6-2	220	08/29/1995	Oak Lawn, IL	Phoenix, AZ
59	SIMMONS, Shae	R-R	5-11	190	09/03/1990	Cape Girardeau, MO	Jackson, MO
33	SMYLY, Drew ^	L-L	6-3	190	06/13/1989	Little Rock, AZ	Dallas, TX
50	VINCENT, Nick	R-R	6-0	185	07/12/1986	Ponway, CA	San Diego, CA
38	WEBER, Ryan ^	R-R	6-1	170	08/12/1990	St. Petersburg, FL	St. Petersburg, FL
55	ZYCH, Tony *	R-R	6-3	190	08/07/1990	Hazel Crest, IL	Monee, IL

No.	CATCHERS (3)	B-T	Ht.	Wt.	Born	Birthplace	Residence
28	MARJAMA, Mike	R-R	6-2	205	07/20/1989	Roseville, CA	Granite Bay, CA
52	RUIZ, Carlos	R-R	5-10	215	01/22/1979	David, Chiriqui, Panama	David, Chiriqui, Panama
3	ZUNINO, Mike	R-R	6-2	220	03/25/1991	Cape Coral, FL	Gainesville, FL

No.	INFELDERS (8)	B-T	Ht.	Wt.	Born	Birthplace	Residence
10	ALONSO, Yonder	L-R	6-1	220	04/08/1987	Havana, Cuba	Miami, FL
6	BECKHAM, Gordon	R-R	6-0	190	09/16/1986	Atlanta, GA	Atlanta, GA
22	CANÓ, Robinson	L-R	6-0	212	10/22/1982	San Pedro de Macoris, DR	San Pedro de Macoris, DR
21	MOTTER, Taylor	R-R	6-1	200	09/18/1989	West Palm Beach, FL	West Palm Beach, FL
15	SEAGER, Kyle	L-R	6-0	210	11/03/1987	Charlotte, NC	Salisbury, NC
2	SEGURA, Jean	R-R	5-10	207	03/17/1990	San Juan, DR	San Juan, DR
26	VALENCIA, Danny	R-R	6-2	210	09/19/1984	Miami, FL	Delray Beach, FL
20	VOGELBACH, Daniel \$	L-R	6-0	250	12/17/1992	Orlando, FL	Fort Meyers, FL

No.	OUTFIELDERS (6)	B-T	Ht.	Wt.	Born	Birthplace	Residence
23	CRUZ, Nelson	R-R	6-2	230	07/01/1980	Las Matias de Santa Cruz, DR	Las Matias de Santa Cruz, DR
1	DYSON, Jarrod	L-R	5-10	160	08/15/1984	McComb, MS	Hattiesburg, MS
16	GAMEL, Ben \$	L-L	5-11	185	05/17/1992	Neptune Beach, FL	Neptune Beach, FL
17	HANIGER, Mitch \$	R-R	6-2	204	12/23/1990	Mountain View, CA	Santa Clara, CA
13	HANNEMANN, Jacob \$	L-L	6-1	200	04/29/1991	Kakaku, HI	Orem, UT
5	HEREDIA, Guillermo \$	R-L	5-10	180	01/31/1991	Matanzas, Cuba	Deerfield Beach, FL

* = 10-Day Disabled List; ^ = 60-Day Disabled List; \$ = Rookie

Disabled List (5):

David Phelps (RHP) – Right elbow posterior impingement (8/31-current)
Tony Zych (RHP) – Right elbow flexor bundle strain (8/20-current)
Hisashi Iwakuma (RHP) – Inflammation in his right shoulder (5/4-current)
Drew Smyly (LHP) – Left arm flexor strain (3/30-current)
Ryan Weber (RHP) – Right biceps strain (5/14-current)

Alphabetical	Numerical
14	ACTA, Manny, 3B Coach
63	ALBERS, Andrew, LHP
10	ALONSO, Yonder, INF
53	ALTAVILLA, Dan, RHP
66	BAEZ, Fleming, Bullpen Catcher
27	BECKHAM, Gordon, INF
6	BECKHAM, Gordon, INF
26	BOGAR, Tim, Bench Coach
29	BROSIOUS, Scott, Asst. Coach
89	CABRERA, Nasusel, Int. Bull. Coach
43	CANDEALE, Casey, 1B Coach
22	CANÓ, Robinson, 2B
23	CRUZ, Nelson, OF
39	DIAZ, Edwin, RHP
1	DYSON, Jarrod, OF
49	GALLARDO, Yovani, RHP
45	GARTON, Ryan, RHP
32	GONZALES, Marco, LHP
16	GAMEL, Ben, OF
17	HANIGER, Mitch, OF
13	HANNEMANN, Jacob, OF
5	HEREDIA, Guillermo, OF
34	HERNANDEZ, Felix, RHP
18	IWAKUMA, Hisashi, RHP *
61	LAWRENCE, Casey, RHP
8	LEAKE, Mike, RHP
28	MARJAMA, Mike, C
11	MARTINEZ, Edgar, Hitting Coach
37	MIRANDA, Ariel, LHP
48	MOORE, Andrew, RHP
21	MOTTER, Taylor, INF
54	PAGAN, Emilio, RHP
65	PAXTON, James, LHP
47	PAZOS, James, LHP
88	PHelps, David, RHP *
46	PRIETO, Chris, Quality Assurance
31	RAMIREZ, Erasmo, RHP
52	RUIZ, Carlos, C
25	RZEPczynski, Marc, LHP
15	SEAGER, Kyle, INF
2	SEGURA, Jean, INF
9	SERVAIS, Scott, Manager
59	SIMMONS, Shae, RHP
33	SMYLY, Drew, LHP ^
30	STOTTLEMYRE, Mel, Pitching Coach
26	VALENCIA, Danny, INF
50	VINCENT, Nick, RHP
38	WEBER, Ryan, RHP ^
20	VOGELBACH, Daniel
3	ZUNINO, Mike, C
55	ZYCH, Tony, RHP *

* = 10-Day DL,
 ^ = Paternity List
 ^ = 60-Day DL





2017 Season Review - Table of Contents

Staff Directory.....	3
Picture Roster.....	4-5
Manager - Scott Servais.....	6
Coaching Staff.....	7
2017 Team Highlights.....	8-13
Hitters Bios.....	14-24
Pitchers Bios.....	25-37
Mariners Statistical Breakdown.....	38-65
Team Batting and Pitching/ Single-Season Record Book/ Disabled List.....	38-39
Club Statistics/Hitting Breakdown.....	40
Career Hitting and Pitching.....	41
Team Miscellaneous.....	42
Pitching Lines/ Starters & Relievers Pitching Breakdown.....	43-44
Highs & Lows/ Catchers Breakdown.....	45
2017 Day-by-Day.....	46-48
2017 Transactions/ Opening Day Roster.....	49-50
Batting Profile.....	51
Pitching Profile.....	52
vs. Left & vs. Right (Batting & Pitching).....	53-54
Runners in Scoring Position & Bases Loaded.....	55-56
Home & Road.....	57-58
Day & Night.....	59-60
Grass & Turf/ Team Multi-Hit, Multi-RBI, GW-RBI, 2-Out RBI.....	61-62
Pre & Post All-Star Break.....	63-64
Fielding Statistics.....	65
2017 MLB Standings & Wild Card Standings.....	66
2017 American League Statistics.....	67-72
Club Batting/Pitching/Fielding (Mariners Longest Hitting Streaks).....	67
Misc. Rank Batting/Pitching.....	68
Batting Department & Category Leaders/ Designated Hitters & Pinch Hitters.....	69-70
Pitching Department & Category Leaders/ Club Starters & Relievers (Safeco Field HR Leaders).....	71-72
2017 National League Statistics.....	73-78
Club Batting/Pitching/Fielding.....	73
Misc. Rank Batting/Pitching/Fielding.....	74
Batting Department & Category Leaders/ Pinch Hitters.....	75-76
Pitching Department & Category Leaders/ Club Starters & Relievers.....	77-78
2017 MLB Attendance/ Safeco Field Monthly/Daily Attendance Breakdown.....	79
2017 Safeco Field Attendance.....	80
2017 Mariners Record Breakdown.....	81
2017 Mariners Monthly Recaps (Spring Training/Interleague).....	82-97
2017 Team Photo.....	Inside Back Cover
2018 Schedule.....	Back Cover

Front Office Directory



BOARD OF DIRECTORS

John Stanton (Chairman), John Ellis, Buck Ferguson, Chris Larson,
Howard Lincoln, Jeff Raikes, Frank Shrontz

OFFICERS

Chairman & Chief Executive Officer.....John Stanton
President & Chief Operating Officer.....Kevin Mather
Chairman Emeritus.....John Ellis, Howard Lincoln
Chairman, NW Sports Net LLC (ROOT Sports NW).....Bob Aylward
Executive Assistant – Chairman, President & Ownership.....Teresa Dugger

BASEBALL OPERATIONS

Executive Vice President & GM – Baseball Operations.....Jerry Dipoto
Assistant General Manager.....Jeff Kingston
Vice President – Player Personnel.....Tom Allison
Special Assistant to the GM.....Joe Bohringer, Roger Hansen, Tom McNamara
Director – Baseball Operations.....Justin Hollander
Director – Amateur Scouting.....Scott Hunter
Director – Player Development.....Andy McKay
Director – International Operations.....Tim Kissner
Director – Major League Operations.....Jack Mosimann
Director – Baseball Analytics.....Jesse Smith
Player Personnel Coordinator.....Brandon Domaracki, Jason Karegannes
Director – Dominican Republic Administration.....Martin Valerio
Supervisor – Dominican Republic Scouting & Operations.....Eddy Toledo
Supervisor – Venezuelan Scouting.....Emilio Carrasquel
Coordinator – Special Projects International.....Ted Heid
Coordinator – Video Advance Scouting.....Emanuel Sifuentes
Administrator – Player Development.....Jan Plein
Medical Director.....E. Edward Khalafayan, M.D.
Team Physician.....Mitchel Storey, D.O.
Senior Director of Athletic Training.....Rick Griffin
Athletic Trainers.....Rob Nodine, Yoshihiro Nakazawa
Assistant Athletic Trainer – Rehab.....Matt Toth
Director – Player Performance.....James Clifford
Major League Performance Specialist.....TBD
Visiting Clubhouse Manager.....Jeff Bopp
Home Clubhouse Manager.....Ryan Stiles
Assistant Clubhouse Managers.....Billy Sepich, Pete Fortune
Video Coordinator – Major Leagues.....Jimmy Hartley
Video Coordinator – Minor Leagues.....Craig Manning
Pacific Rim Liason Assistant / Interpreter.....Antony Suzuki
Coordinator, Amateur Scouting.....Tim Stanton
Coordinator, Player Development.....James Roche
Quantitative Analyst.....Dan Meyer, Joel Firman, John Choiniere
Assistant, Baseball Operations.....Andrew Herrera, David Hesslink

BUSINESS OPERATIONS

Executive Vice President – Business Operations.....Bob Aylward
Executive Administrative Assistant.....Judy Vaught

CORPORATE BUSINESS & SALES, COMMUNITY RELATIONS

Vice President – Corporate Business & Community Relations.....Joe Chard
Senior Director – Corporate Business.....Ingrid Russell-Narcisse
Senior Director – Community Relations.....Gina Hasson
Manager – Corporate Business.....Maureen Atkins
Account Executive.....Mike Farrington, Bill Aanenson, Tim Sexton, Kevin Williams
Manager – Community Programs.....Sean Grindley
Coordinator – Client Services.....Kristin Harwood
Manager – Community Relations.....Jeri Baer
Coordinator – Community Services.....Demetrius Grant
Coordinator – Community and Client Services.....Korey Traynor
Administrative Assistant – Client Services.....Melissa Wallace

SALES

Vice President – Sales.....Frances Traisman
Director – Ticket Sales.....Cory Carbery
Director – Group Business Development.....Bob Hellingner
Senior Manager – Customer Engagement.....Nichollette Larson
Manager – Client Sales & Services.....Tami Tomsic
Sales Business Analyst.....Joe Chang
Manager – Group Events.....Elizabeth McCloskey
Manager – Group Sales.....Marc Mahoney
Manager – Season Ticket Sales.....JP Ryan
Manager – Business Development.....Brett Breece
Premium Sales.....Dennis da Silva, Mike Mendolia, Dan Souder, Shawana Lee
Senior Account Manager – Client Services.....Jill Dahlen, Chuck Viltz
Account Executives – Season Ticket Sales.....Mike Aceto, Max Manix, Anthony Marchetto, Brittany McGinnis, Carlee Norquist
Account Executives – Group Sales.....Alan Just, Chris Mueller, Emily Wright
Group Even Sales.....Brady Mileitch
Customer Engagement Coordinators.....Ethan Drigotas, Kylie Gacek, Taylor Marie Trobaugh
Client Sales & Service Associates.....Harrison Bucher, Evan Butterfield, Andrew Ehrig, Kendra Griffin, Rachael Grubaugh
Tessa Matthews, Sydney Severson, Erica Zemke, Ashton Zeth

COMMUNICATIONS

Senior Vice President – Communications.....Randy Adamack
Senior Director – Baseball Information.....Tim Hevly
Director – Public Information.....Rebecca Hale
Director – Graphic Design.....Carl Morton
Senior Manager – Baseball Information.....Kelly Munro
Senior Manager – Baseball Information.....Fernando Alcalá
Coordinator – Baseball Information.....Ryan Hueter
Photographer.....Ben van Houten
Manager – Graphic Design.....Katie Abram
Coordinator – Broadcasting/Marketing.....Carissa Hunt
Executive Producer/Engineer, Radio.....Kevin Cremin
Television Director.....Mark Engelbrekt
Radio/TV Broadcasters.....Rick Rizzis, Aaron Goldsmith, Dave Sims, Mike Blowers

MARKETING & PROMOTIONS

Vice President – Marketing.....Kevin Martinez
Senior Director – Marketing.....Gregg Greene
Director – Mariners Productions.....Ben Mertens
Senior Manager – Marketing.....Mandy Lincoln
Manager – Game Entertainment.....TBD
Manager – Marketing.....Camden Finney
Manager – Digital Marketing.....Nathan Rauschenberg
Digital Content Specialist.....TBD
Coordinator – Digital Marketing.....Colin O'Keefe
Multimedia Manager.....Olav Nossun
Video Editor.....Chase Decker
Mascot Coordinator.....John Behrle
Public Address Announcer.....Tom Hutyler

LEGAL & GOVERNMENTAL AFFAIRS

Executive Vice President and General Counsel.....Fred Rivera
Deputy General Counsel.....Melissa Robertson
Executive/Legal Assistant.....Susan Harsh

HUMAN RESOURCES

Vice President – Human Resources.....Lisa Winsby
Director – Human Resources.....Jeremy Weir
Director – Payroll.....Ginger Oldham
Director – Internal Audit Operations.....Connie McKay
Manager – Workers Compensation and Liability.....Theresa Baxter
Benefits Manager.....Tara Lindsay
Human Resources Administrator.....Michelle Merrill
Scheduling Coordinator.....Barb Hackmann
Reception Desk.....Lindsay Bolin

FINANCE & BALLPARK OPERATIONS

Executive Vice President – Chief Financial Officer.....Tim Kornegay

FINANCE

Vice President – Finance.....Greg Massey
Controller.....Brooke Sullivan
Senior Accountant.....Teri Arguello
Vault Manager/Sr. Accountant.....Terry Jemtegaard
Financial Accounting Manager.....Monica Marmolejo
Accounts Payable Supervisor.....Danny Cifaldi
Staff Accountant.....James Hymen

BALLPARK EVENTS & OPERATIONS

Vice President – Ballpark Operations.....Trevor Gooby
Sr. Director – Construction & Planning.....Ryan van Maarth
Sr. Director – Ballpark Services.....Christopher Ellis
Sr. Director – Event Sales.....Alicia Anderson
Director – Ballpark Event Operations.....Michael Hilburn
Senior Manager – Guest Experience.....Amy Swisher
Senior Manager – Premium Experience.....Monica Pavelka-Agbalog
Senior Manager – Security.....Erik Hackmann
Manager – Ballpark Event Operations.....Ashley Gormley
Sr. Coordinator – Non Baseball Events.....Jenna Massaro
Coordinator – Ballpark Operations.....Drew Miller
Coordinator – Ballpark Event Operations.....Ngoc Do
Coordinator – Events.....West Hatae, Jordan McClellion
Event Sales Assistant.....Kendall Collins
Head Groundskeeper.....Bob Christofferson
Assistant Head Groundskeepers.....Tim Wilson
Building Electricians.....Paul Fuller
Roof Plumbers.....Kenny Stanton, Jamie Whittaker
Roof Operations.....Vance Akres, Rob Wolford
Maintenance Specialist.....Chris Corsi, Dave Randolph, Michael Winchester, Jeremy Campbell
HVAC Technicians.....Don Henneke, Chris Hunsaker, Steve Monson, Ron Patton
Concrete Technician.....Christopher McDaniels
Security.....Bob Averill, Daryl Chadderdon, Frank Diss, Ed Humphrey, Zac Price,
Louis Newsom, Charles White, Angel Diaz, Rick Sheridan, Kurtis Kaufman
Administrative Assistant – Security.....Lisa McLeod
Administrative Assistant – Engineering & Maintenance.....Megan Elliott
Senior Manager – Housekeeping.....Mariah Jones
Manager – Housekeeping.....Carlos Avila, Elizabeth Duncan, Sofia Aleman

INFORMATION SERVICES

Vice President – Information Services.....David Curry
Director – Information Systems.....Oliver Roy
Director – Database and Applications Development.....Justin Stolmeier
Senior Developers.....Shelley Separovich, Lyle Hazle
Manager – Systems Administrator.....Ben Nakamura
Developer.....Dexter Closterman
Systems Administrator.....Josh Wittmier
Manager - Audio & Video Engineering.....Yezmin Blue
Video Maintenance Technician.....Scott Thomas

PROCUREMENT

Director – Procurement.....Norma Cantú
Procurement Manager/Buyer.....Casey Tager
Procurement Assistant Buyer.....Austin Benson
Procurement Assistant.....Jean Elliott
Manager – Shipping & Receiving.....Juan Oarbeascoa
Office Services Coordinator.....Jim Reha
Shipping & Receiving Assistant.....Steven Morales
Warehouse Assistant.....RJ Sanchez

MERCHANDISING

Senior Director – Retail Operations.....Julie McGillivray
Director – Retail Merchandising.....Renee Steyh
Director – Retail Stores.....Mary Beeman
Manager – Game Used & Memorabilia Buyer.....Shawn Wert
Manager – Retail Marketing/Buyer.....Lindsay Lawson
Manager – Distribution Center.....Jordan Seiber
Manager – Safeco Field Team Store.....Kelly Walsh
Manager – Safeco Field Souvenirs.....Seth Wyler
Managers – Team Store.....Donald Dambrough, Yuko Iwahashi, Rhys Stanley, Tashina Willard
Assistant Manager – Safeco Field Team Store.....Sean Guiney
Assistant Manager – Distribution Center.....Trevor Weimer
Merchandise Assistant.....Francesca Taporco

TICKET SERVICES

Senior Director – Ticket and Parking Operations.....Malcolm Rogel
Director – Ticket Services.....Jennifer Sweigert
Manager – Group/Suite Ticket Services.....Steve Belling
Coordinator – Ticket Services.....Lincoln Loeber
Manager – Box Office.....Bob Brunner
Coordinator – Ticket Services.....Tracy Kozetzky
Supervisor - Parking Operations.....Jerry Johnson
Assistant Supervisor – Parking Operations.....Steve Mitchell



2017 Seattle Mariners



#63 • ANDREW ALBERS
LHP



#10 • YONDER ALONSO
INF



#53 • DAN ALTAVILLA
RHP



#6 • GORDON BECKHAM
INF



#22 • ROBINSON CANÓ
2B



#23 • NELSON CRUZ
DH



#35 • CHASE DE JONG
RHP



#39 • EDWIN DÍAZ
RHP



#1 • JARROD DYSON
OF



SETH FRANKOFF
RHP



#49 • YOVANI GALLARDO
RHP



#16 • BEN GAMEL
OF



#45 • RYAN GARTON
RHP




#32 • MARCO GONZALES
LHP



#17 • MITCH HANIGER
OF




#13 • JACOB HANNEMANN
OF



#5 • GUILLERMO HEREDIA
OF



#34 • FELIX HERNANDEZ
RHP



#61 • CASEY LAWRENCE
RHP



#8 • MIKE LEAKE
RHP

2017 Seattle Mariners



#28 • MIKE MARJAMA
C



#37 • ARIEL MIRANDA
LHP



#48 • ANDREW MOORE
RHP



#21 • TAYLOR MOTTER
INF/OF



#54 • EMILIO PAGAN
RHP



#65 • JAMES PAXTON
LHP



#47 • JAMES PAZOS
LHP



#68 • MAX POVSE
RHP



#31 • ERASMO RAMIREZ
RHP



#52 • CARLOS RUIZ
C



#25 • MARC RZEPCHYNSKI
LHP



#15 • KYLE SEAGER
INF



#2 • JEAN SEGURA
INF



#59 • SHAE SIMMONS
RHP



#26 • DANNY VALENCIA
INF



#40 • THYAGO VIEIRA
RHP



#50 • NICK VINCENT
RHP



#20 • DANIEL VOGELBACH
INF




#3 • MIKE ZUNINO
C



#55 • TONY ZYCH
RHP



Manager Scott Servais



SCOTT SERVAIS (9)

POSITION: Manager, former catcher
AGE: 50
BORN: 6-4-67 in LaCrosse, WI
BATTED: Right **THREW:** Right
NAMED MANAGER: Oct. 23, 2015

MARINERS HIGHLIGHTS:

- Led Seattle to a 78-84 (.481) record in his second season as a Major League manager.
- Manager a club record 61 players this season, including a club record 40 different pitchers this season, including 2 position players.
- The Mariners placed 16 different players on the disabled list (22 total DL stints, resulting in 1,121 games missed)...16 different players on the DL is tied for 2nd-most in club history (also: 2000, 2005 and 2009).
- After setting their Opening Day roster, the Mariners made 219 transactions involving the 40-man roster this season in 182 days... Seattle averaged one transaction every 19 hours and 56 minutes.
- Led the Mariners to a Major League leading winning percentage in one-run games, posting a .634 (26-15) mark, ahead of Kansas City (.610/25-16), Chicago-NL (.605/26-17), Colorado (.600/21-14) and Houston (.594/19-13)...Seattle's 26 wins in one-run games ranked T4th-most in the Majors and T2nd-most in the American League.
- Worked in 22 different rookies in to a game this season, the 2nd-most in club history (23 in 2006), including 10 who made MLB debut.

MANAGING HIGHLIGHTS:

- Named the 20th manager (17th full-time) in Mariners history on October 23, 2015.
- 2017 marked his second season as a manager at any level.
- Last 10 years (2006-2015) were spent in high level player development positions, building and managing staffs, evaluating players, and coaching players at spring and during minor league regular season.

COACHING/ PLAYER DEVELOPMENT HIGHLIGHTS:

- Spent last four seasons (2012-2015) as Assistant General Manager, Scouting and Player Development with the Los Angeles Angels.
- Was the Texas Rangers Sr. Director of Player Development from 2006-2011.
- During time in Texas, was also responsible for instructing catchers on Rangers Major League roster.
- Worked as a pro scout for the Rockies in 2005.
- Began coaching career as the Chicago Cubs Roving Catching Instructor in 2003 and 2004.

PERSONAL: Scott Daniel Servais...pronounced 'service'...resides in Larkspur, CO...Scott and his wife, Jill, have three children: son Tyler (11/18/92) recently graduated from Princeton University and was drafted by the Detroit Tigers; daughter Jacqueline (9/12/94) is enrolled at UNC Charlotte where she played volleyball...she has held internships with the Carolina Panthers, Los Angeles Angels and Seattle Seahawks; and daughter Victoria (9/2/97) who attends the University of Mississippi, where she is a cheerleader...Scott played college baseball at Creighton University (his head coach was former Cubs GM Jim Hendry) and was inducted into the Creighton Athletic Hall of Fame in 2003...was a member of Team USA, winning a Silver Medal in the Pan Am Games in 1987 and a Gold Medal in the 1988 Olympics (Seoul, South Korea)...earned USA Baseball's Alumni Award in 1994....was selected in the third round of the 1988 June Draft following his junior year of college...Scott is a native of Coon Valley, WI and graduated from Westby High School (WI) in 1985...was drafted by the New York Mets in the second round (scout: Terry Ryan) out of high school but did not sign.

PLAYING CAREER: Scott had an 11-year Major League playing career (1991-2001) with the Houston Astros (1991-95, 2001), Chicago Cubs (1995-98), San Francisco Giants (1999-2000) and Colorado Rockies (2000)...batted .245 with 130 doubles, 63 home runs and 319 RBI in 820 career MLB games...ranked among the top-three National League catchers in fielding percentage in three separate seasons (1996, 1997 & 1998).

CAREER TIMELINE

- 2016 – **Seattle Mariners Manager**
- 2012 – 2015 Los Angeles Angels Assistant General Manager, Scouting & Player Development
- 2006 – 2011 Texas Rangers Senior Director of Player Development
- 2005 Colorado Rockies Professional Scout
- 2003 – 2004 Chicago Cubs Roving Catching Instructor
- 1991 – 2001 Played 11 seasons in the Majors with Houston (1991-95, 2001), Chicago-NL (1995-98), San Francisco (1999-2000) and Colorado (2000)
- 1988 – 1991 Played 4 seasons in the Astros minor league system



Coaching Staff



MANNY ACTA (14)

POSITION: Third base coach, former infielder
AGE: 48 **BORN:** 1-11-69 in San Pedro de Macoris, DR
BATTED: Right **THREW:** Right


- Spent 2017 season as Seattle's third base coach, his second year with the Mariners.
- 2017 was his 13th season as a big league coach or manager.
- Managed Cleveland from 2010-12 and Washington from 2007-July, 2009.



TIM BOGAR (27)

POSITION: Bench coach, former infielder
AGE: 50 **BORN:** 10-28-66 in Indianapolis, IN
BATTED: Right **THREW:** Right

- Spent 2017 as Seattle's bench coach, his second year with the Mariners.
- 2017 was his 8th season as a coach in MLB.
- Was a Special Assistant to the GM with the Angels in 2015 after serving as the Rangers bench coach/interim manager in 2014.



CASEY CANDAELE (43)

POSITION: First base coach, former infielder/outfielder
AGE: 56 **BORN:** 1-12-61 in Lompoc, CA
BATTED: Both **THREW:** Right


- Spent 2017 as Seattle's first base coach, his second year with the Mariners.
- Spent 2011-15 as a coach in the Rangers minor league system...served as the Rangers minor league field coordinator in 2015 and as minor league infielder & baserunning coordinator from 2011-14.



MIKE HAMPTON (46)

POSITION: Bullpen coach, former pitcher
AGE: 45 **BORN:** 9-9-72 in Brooksville, FL
BATTED: Right **THREW:** Left

- Spent 2016 as Seattle's bullpen coach, until his resignation at All-Star Break.
- 2017 was his 2nd year as Major League coach.
- Was the AA Arkansas (Angels) pitching coach in 2013 and 2014.



EDGAR MARTINEZ (11)

POSITION: Hitting coach, former designated hitter
AGE: 54 **BORN:** 1-2-63 in New York, NY
BATTED: Right **THREW:** Right

- Spent 2017 as Seattle's hitting coach, his 3rd year with the club...named to the role on June 20, 2015.
- The Mariners ranked 7th in the Majors in runs/game (4.63)...belted 200 home runs, 6th time in club history to hit 200+ home runs.
- 7-time All-Star, 2-time batting champion and 5-time DH of the year, retired at end of 2004 after 18-year career with the Mariners.



MEL STOTTLEMYRE (30)

POSITION: Pitching coach, former pitcher
AGE: 53 **BORN:** 12-28-63 in Prosser, WA
BATTED: Right **THREW:** Right

- Spent 2017 as Seattle's pitching coach, his second year with the Mariners.
- 2017 was his 4th year as a Major League pitching coach, his 6th year overall as a MLB coach.
- Spent the previous 13 years as a coach in the Diamondbacks organization, most recently as the Major League bullpen coach in 2014 & 2015.



FLEMING BAEZ (66)

POSITION: Bullpen catcher, former catcher
AGE: 36 **BORN:** 6-10-81 in Santo Domingo, DR
BATTED: Right **THREW:** Right

- Spent 2017 as Seattle's bullpen catcher, his second year with the Mariners.
- 2017 was his 2nd year on MLB coaching staff.
- Played in the minors and independent leagues from 1999-2009, concluding with 2 years (2008-09) in the Mariners organization, where he made stops at Everett, Clinton, High Desert, West Tenn and Tacoma.



NASUSEL CABRERA (89)

POSITION: Bullpen Coach/BP Pitcher
AGE: 50 **BORN:** 7-20-67 in Santo Domingo, DR
BATTED: Left **THREW:** Left

- Spent 2017 as Seattle's batting practice pitcher, and bullpen coach, his 3rd year on the Mariners coaching staff.
- 2017 was his 11th season as a coach in the Mariners organization.
- Began the 2015 season as the Mariners Latin America pitching coordinator after spending 2014 as the pitching coach for short-A Everett.

COACHING STAFF CHANGES

CHANGES ANNOUNCED ON OCTOBER 3:

- Acta, who was third base coach in 2017, will be bench coach in 2018.
- Brosius, who was assistant coach in 2017, will be third base coach in 2018.
- Prieto, who was special projects coach and was responsible for replay in 2017, will be the first base coach in 2018.
- Martinez will return for his fourth season as the hitting coach.
- Stottlemyre will return for his third season as the pitching coach.
- Cabrera will return to the staff in 2018 in a to-be-determined role.
- Hampton resigned on July 9.
- Bogar will not return in 2018.
- Candaele will not return in 2018.



CHRIS PRIETO (88)

POSITION: Quality Assurance Coach
AGE: 45 **BORN:** 8-24-72 in Carmel, CA
BATTED: Left **THREW:** Left

- Spent 2017 as Seattle's quality assurance coach, his 4th year in that role with Seattle.
- 2017 marked his 5th season in Mariners organization, his 4th with Major League club.
- Managed rookie league Pulaski to Appalachian League title in 2013.
- Played 13 seasons of professional baseball, reaching the Majors briefly in 2005 with the Angels.



2017 Team Highlights

RECORD BREAKDOWN

Overall	78-84	.481
Home	40-41	.494
Road	38-43	.469
Day	22-31	.415
Night	56-53	.514
1-Run	26-15	.634
2-Run	13-20	.394
3-Run	6-14	.300
vs. Left	22-23	.489
vs. Right	56-61	.479
Come-From-Behind Wins		.37
Lineups Used (Batting)		.120
Lineups Used (Defense)		.136
Final Home Attendance		2,132,396

AL WEST STANDINGS

TEAM	W-L	Pct.	GB
Astros	101-61	.623	---
Angels	80-82	.494	21.0
Mariners	78-84	.481	23.0
Rangers	78-84	.481	23.0
Athletics	75-87	.463	26.0

OFFENSIVE TEAM LEADERS

Batting Average	Segura	.300
Hits	Canó	166
Runs	Cruz	91
2B	Canó / Seager	33
3B	Gamel	5
HR	Cruz	39
RBI	Cruz	119
BB	Cruz	70
SO	Zunino	160
OBP	Cruz	.375
SLG	Cruz	.549
XBH	Cruz	67
SB	Dyson	28
TB	Cruz	305
Multi-Hit Games	Canó	47

PITCHING TEAM LEADERS

W (starter)	Paxton	12
W (reliever)	Zych	6
L (starter)	Gallardo	10
L (reliever)	Diaz	6
Saves	Diaz	34
Holds	Vincent	29
GS	Miranda	29
G	Vincent	69
IP	Miranda	160.0
CG	Miranda	1
BB	Miranda	63
SO	Paxton	156
ERA (starter)	No Qualifiers	
ERA (reliever)	Vincent	3.20
Quality Starts	Paxton	14

AL RBI LEADERS

RK	PLAYER	RBI
1.	Nelson Cruz-SEA	119
2.	Aaron Judge-NYY	114
3.	Khris Davis-OAK	110
4.	Justin Upton-DET/LAA	109
5.	Edwin Encarnacion-CLE	107

AL SAVES LEADERS

RK	PLAYER	SV
1.	Alex Colome-TB	47
2.	Roberto Osuna-TOR	39
3.	Craig Kimbrel-BOS	35
4.	Edwin Diaz-SEA	34
	Ken Giles-HOU	34

HOMERUNS BY CATCHERS

Rk	PLAYER	HR
1.	Gary Sanchez-NYY	33
2.	Salvador Perez-KC	27
3.	Mike Zunino-SEA	25
4.	Yasmani Grandal-LAD	22
5.	Willson Contreras-CHC	21

THE RECORD...completed the 2017 season 78-84 (.481), finishing in a tied for 3rd place in the American League West along with Texas (23.0 games behind division winner Houston)...finished 7.0 games back of the American League Wild Card...went 40-41 (.494) at home and 38-43 (.469) on the road...were 43-47 (.478) prior to the All-Star break and 35-37 (.486) following the break...posted a 25-23-4 record in series, including 8 sweeps...went 10-7 in rubber games to decide the outcome of a 3-game series...were 56-53 (.514) in night games and 22-31 (.415) during the day...when scoring first went 49-32 (.605)...were 62-5 (.925) when leading after 7 innings and 63-3 (.955) when leading after 8 innings...recorded 37 come-from-behind wins and suffered a loss in 43 games after holding a lead...season high winning streak was 6 games, June 18-23...had a season-high 6-game losing streak, September 15-21.

AWARD SEASON...the following Mariners earned awards during the 2017 season (postseason awards will be announced in the coming months):

- Seattle BBWAA Pitcher of the Year - **James Paxton**
- Seattle BBWAA Player of the Year - **Nelson Cruz**
- Seattle BBWAA Unsung Hero - **Nick Vincent**
- American League All-Star - **Nelson Cruz, Robinson Canó**
- All-Star Game Ted Williams Most Valuable Player - **Robinson Canó**
- AL Player of the Week - **James Paxton** (April 10-16)
- AL Co-Player of the Week - **James Paxton** (July 24-30)
- AL Pitcher of the Month - **James Paxton** (July)
- AL Reliever of the Month - **Edwin Diaz** (July)
- Heart and Hustle Award (nominee) - **Nelson Cruz**
- Hank Aaron Award (nominee) - **Nelson Cruz**
- Roberto Clemente Award (nominee) - **Robinson Canó**
- Marvin Miller Man of the Year (finalist) - **Nelson Cruz**

ROLLERCOASTER SEASON...Seattle began the season 1-6 in the first 7 games of the season...Seattle was 16-11 (.593) from April 10 - May 10 to reach .500 for the first time in 2017 at 17-17...went 4-12 (.250) from May 11-27...bounced back to win 10-of-the-next-12 games (5/28-6/9) to reach .500 for the 3rd time in 2017 (31-31)...with 8 wins in their next 14 games (6/10-23), reached 2 games over .500 for the first time in 2017 at 39-37...went 4-10 (.286) from June 24 - July 9 to enter the All-Star Break with a record of 43-47 (.478)...began the 2nd half by going 16-9 (.640) from July 14 - August 9 to reach 3 games over .500 for the first time in 2017 (59-56)...went 7-7 from August 10-25 to reach 3 games over .500 for the 2nd and final time in 2017 (66-63)...went 12-21 (.364) over the final 33 games of the season (8/26-10/1).

STREAKY...the Mariners had 8 winning streaks of at least 4 games this season, led by a season-high 6-game winning streak as well as two 5-game winning streak...Seattle also had 7 losing streaks of 4-or-more games, including a season-high 6-game losing streak and three 5-game losing streaks...in sum, 69-of-the-club's-162 games (42.6%) came during a winning streak or a losing streak of 4+ games.

SERIES STUFF...the Mariners went 25-23-4 in series this season, including 8 sweeps and 9 times being swept...in 26 series at Safeco Field, Seattle went 13-11-2, claiming 4 sweeps while being swept 5 times...in 26 series on the road, the Mariners went 12-12-2 with 4 sweeps and 4 times being swept...Seattle won 4 of their first 5 home series, April 14 - May 17...the Mariners went 5-8-1 in their last 14 home series, June 23 - September 24...the Mariners did not lose 8 consecutive road series, June 30 - August 23, claiming 7 series wins and 1 split...Seattle lost 7 of their first 9 road series, April 3 - May 28.

CALLING FOR REINFORCEMENTS...the Mariners used 61 players this season, most in club history (previous: 54, 2016), most in the Majors this season (Toronto, 60) and 2nd-most in Major League history since 1901 (Texas, 64, 2014)...40 different pitchers made at least 1 appearance for Seattle this season, including 2 position players (Mike Freeman, 5/20 vs. CWS, and **Carlos Ruiz**, 6/13 at MIN)...40 pitchers is a Mariners club record (previous: 32, 2016), most in the Majors this season (Minnesota, 36) and tied with the 2014 Texas Rangers for the most in MLB history since 1901.

FOR STARTERS...the Mariners used 17 different starting pitchers in 2017, most in the Majors this season (Cincinnati, 16 and Minnesota, 16) and tied with the inaugural Mariners club of 1977 for the most in club history...here is a chronological (first start) list of Mariners starters this season: **Felix Hernandez, Hisashi Iwakuma, James Paxton, Ariel Miranda, Yovani Gallardo, Chase De Jong**, Dillon Overton, **Christian Bergman, Ryan Weber**, Sam Gaviglio, Chris Heston, **Rob Whalen, Andrew Moore, Erasmo Ramirez, Marco Gonzales, Andrew Albers** and **Mike Leake**.

M*A*S*H*...the Mariners placed 16 different players on the disabled list (22 total DL stints, resulting in 1,121 games missed)...16 different players on the DL is tied for 2nd-most in club history (also: 2000, 2005 and 2009)...the single-season club record for players on the DL is 19 (20 total DL stints) set in 2016...this season, six Mariners made two trips to the DL (**Jean Segura, Mitch Haniger, Felix Hernandez, David Phelps, James Paxton** and **Tony Zych**)...four of the five members of the Mariners projected Opening Day rotation (Hernandez, Iwakuma, Paxton, **Drew Smyly**) spent time on the DL, combining to miss 438 games...the Mariners placed at least 1 player on the DL in each of the 6 months of the season.

TRANSACTIONS IN BULK...after setting their Opening Day roster, the Mariners made 219 transactions involving the 40-man roster this season in 182 days...Seattle averaged one transaction every 19 hours and 56 minutes...excluding the All-Star Break and the span of September 15 - end of the season, the longest stretch this season without a roster moves was April 15-20, a span of 6 days.

FOUR SCORE...the Mariners went 70-26 (.729) when scoring 4-or-more runs...their .729 winning percentage when plating at least 4 runs ranked 14th-best in the Major Leagues and 8th-best in the American League...when scoring 3-or-fewer runs, Seattle was 8-58 (.121)...their .121 winning percentage when held to 3-or-fewer runs was 4th-worst in the Majors ahead of Detroit (.072/5-64), New York-NL (.098/6-55) and Miami (.119/8-59).

2017 Team Highlights



WINNING CLOSE...the Mariners led the Major Leagues in winning percentage in one-run games, posting a .634 (26-15) mark, ahead of Kansas City (.610/25-16), Chicago-NL (.605/26-17), Colorado (.600/21-14) and Houston (.594/19-13)...Seattle's 26 wins in one-run games ranked T4th-most in the Majors and T2nd-most in the American League, tied with Chicago-NL and Toronto while trailing Washington (30), Arizona (29) and Los Angeles-AL (27)...dating back to the start of 2016, the Mariners have played 101 one-run games, 3rd-most in the Majors, trailing Philadelphia (108) and San Francisco (102).

GET IN THERE, ROOK...22 different rookies saw action for the Mariners, T2nd-most in the Majors in 2017 (also: San Diego), trailing only Cincinnati (24)...22 rookies are 2nd-most in club history (2006, 23)...here is a list of rookies to appear in at least 1 game with Seattle this season: **Dan Altavilla, Chase De Jong, Mike Freeman, Ben Gamel, Sam Gaviglio, Marco Gonzales, Mitch Haniger, Jacob Hannemann, Guillermo Heredia, Casey Lawrence, Mike Marjama, Andrew Moore, Dillon Overton, Emilio Pagan, James Pazos, Max Povse, Boog Powell, Tyler Smith, Thyago Vieira, Daniel Vogelbach, Robert Whalen and Tony Zych.**

PITCHING IN...23 different pitchers recorded a win for the Mariners, 2nd-most in the Majors in 2017 (Chicago-AL, 25) and most in club history (previous: 21, 2016)...**James Paxton** led the club with 12 wins...11 different pitchers recorded a win as a starter while 14 different relievers earned a win...**Andrew Albers** and **Yovani Gallardo** were the only pitchers to earn a win out of the bullpen and in a starting role...here is a list of pitchers to record a win for Seattle this season: **Albers, Dan Altavilla, Christian Bergman, Steve Cishek, Tyler Cloyd, Edwin Díaz, Gallardo, Sam Gaviglio, Marco Gonzales, Felix Hernandez, Casey Lawrence, Mike Leake, Jean Machi, Ariel Miranda, Andrew Moore, Emilio Pagan, Paxton, James Pazos, David Phelps, Erasmo Ramirez, Marc Rzepczynski, Nick Vincent and Tony Zych.**

HERE TODAY...of the 61 players who appeared in a game with the Mariners, 15 were not in the organization when the club opened Spring Training camp: **Andrew Albers, Yonder Alonso, Gordon Beckham, Tyler Cloyd, Chase De Jong, Danny Espinosa, Ryan Garton, Marco Gonzales, Jacob Hannemann, Casey Lawrence, Mike Leake, Mike Marjama, Evan Marshall, David Phelps and Erasmo Ramirez**...13 of the 61 players were no longer in the Mariners organization at the end of the regular season: Steve Cishek, Zac Curtis, Danny Espinosa, Casey Fien, Mike Freeman, Sam Gaviglio, Chris Heston, Jean Machi, Leonys Martin, Dillon Overton, Boog Powell, Evan Scribner and Tyler Smith.

WELCOME TO THE SHOW...10 players made their Major League debuts with Seattle during the 2017 season: **Chase De Jong** (April 5 at HOU), Boog Powell (April 29 at CLE), **Emilio Pagan** (May 3 vs. LAA), **Sam Gaviglio** (May 11 at TOR), **Tyler Smith** (June 2 vs. TB), **Andrew Moore** (June 22 vs. DET), **Max Povse** (June 22 vs. DET), **Thyago Vieira** (Aug. 14 vs. BAL), **Mike Marjama** (Sept. 3 vs. OAK) and **Jacob Hannemann** (Sept. 9 vs. LAA)...a total of 22 rookies saw action on the field this season, 2nd-most in club history (2006, 23).

THE HURLERS...Seattle's pitching staff posted a 4.46 ERA (713 ER, 1440.1 IP) with 1,244 strikeouts during the 162-game season...the starters were 47-53 with a 4.70 ERA (455 ER, 970.2 IP) with 697 strikeouts, while the relievers were 31-31 with a 4.08 ERA (258 ER, 569.2 IP) with 547 strikeouts.

THE FIELDING...Seattle finished 11th in the American League/23rd in the Major Leagues in fielding percentage (.982), making 103 errors in 5,846 total chances...the 103 errors are the most by Seattle since 2011 when the Mariners committed 108 errors...**Guillermo Heredia** led the club with a .993 fielding percentage (2 E, 278 TC), followed by **Mike Zunino** (.993/7 E, 957 TC), **Danny Valencia** (.989/11 E, 990 TC).

LEADER IN THE CLUBHOUSE...**Nelson Cruz** led the American League in RBI with 119...at the age of 36, Cruz is tied with Kansas City's Hal McRae, who led the AL with 133 RBI in 1982, as the 2nd-oldest player to lead the AL outright in RBI...only **Edgar Martinez**, who was 37 when he collected a league-leading 145 RBI in 2000, has been older when leading the Junior Circuit in RBI (David Ortiz-BOS was 40 in 2016 when he shared the AL lead with Edwin Encarnacion-TOR with 127 RBI)...Cruz is the 4th Mariner to lead the AL in RBI, joining Ken Griffey Jr. (147 RBI, 1997), Martinez (145 RBI, 2000) and Bret Boone (141 RBI, 2001)...Cruz is the 6th Mariner (done 13x) to lead the American League in a Triple Crown category, joining Alex Rodriguez (batting), Boone (RBI), Martinez (batting, RBI), Ichiro Suzuki (batting) and Griffey Jr. (home runs, RBI); he is the first to do so since Ichiro led the AL in batting with a .372 mark in 2004.

ROOKIE TRIO...the Mariners (**Ben Gamel**, 127 GS, **Guillermo Heredia**, 104 GS, and **Mitch Haniger**, 95 GS) are one 3 teams in Major League history since 1913 to have 3 rookies make 80+ starts in the outfield...they join the 1969 Kansas City Royals (Lou Piniella, 125 GS, Pat Kelly, 106 GS, and Bob Oliver, 89 GS) and the 1954 Philadelphia Athletics (Bill Renna, 113 GS, Vic Power, 97 GS, and Bill Wilson, 91 GS).

WHAT A RELIEF...34 different relievers combined for a record of 31-31 with 39 saves and a 4.08 ERA (258 ER, 569.2 IP)...Mariners relievers recorded 547 strikeouts and 211 walks while limiting opponents to a .244 (525x2152) average against...their 569.2 innings pitched are 2nd-most by a relief corps in club history, trailing only the inaugural club of 1977, which combined for 599.1 innings out of the bullpen.

ROAD WARRIORS...from May 28 through the end of the season, the Mariners went 30-23 (.566) on the road, which was the 7th-best road winning percentage in the Majors during that span (ranked 4th-best in the American League)...among Major League leaders in road winning percentage during that span (5/28-10/1) trailed only Cleveland (.673/37-18), Houston (.633/38-22), Washington (.632/36-21), Los Angeles-NL (.627/37-22), Boston (.593/35-24) and Chicago-NL (.569/33-25).

HEART OF THE ORDER...Mariners #3 and #4 hitters combined for 227 RBI this season, tops in the American League and 3rd-most in the Major Leagues...among all teams' #3 and #4 hitters combined, Seattle trailed only Arizona (270) and Washington (245)...**Robinson Canó** led Mariners #3 hitters with 97 RBI, followed by **Nelson Cruz** (10) and **Taylor Motter** (3)...Cruz paced all Mariners with 108 RBI while batting cleanup, ahead of **Kyle Seager** (6), **Danny Valencia** (2) and Boog Powell (1).

GOODBYE BASEBALL...the Mariners hit 200 home runs this season, 6th-most in single-season club history...marks the 6th time in franchise history that a club has clubbed at least 200 home runs...Seattle's 200 home runs ranked 17th in the Major Leagues this season.

MARINERS UPDATE

Overall Record.....	78-84
Home / Road	40-41 / 38-43
Day / Night	22-31 / 56-53
1-Run Games/2-Run Games.....	26-15 / 13-20
Series Records	25-23-4
First Game of Series.....	29-23
Second Game of Series	23-29
Third Game of Series.....	22-25
Fourth Game of Series	5-6
Rubber Games	10-7
Leading After 6	57-11
Trailing After 6.....	15-61
Tied After 6	6-12
Leading After 7	62-5
Trailing After 7	6-66
Tied After 7	10-13
Leading After 8	63-3
Trailing After 8.....	1-71
Tied After 8	14-10
Score First	49-31
Opponent Score First	29-52
Comeback Wins / Blown Losses	37 / 43
Last at-bat W/L (walk-off).....	14-11 (8-4)
Hit a home run.....	66-47
No home runs.....	13-36
Scoring 4 or more runs.....	70-26
Scoring less than 4 runs.....	8-58
Shutouts Thrown / Times Shutout.....	9 / 11
Score in 3 or more innings	55-23
Out-hit opponent	63-18
Out-hit by opponent.....	12-60
Hits even.....	3-6
Sunday Cream Jersey	6-7
Northwest Green Jersey.....	8-5
Astro Navy Jersey	10-13
April	11-15
May.....	14-14
June.....	15-12
July	14-12
August	12-15
September/October	12-16
Monday	12-6
Tuesday	10-15
Wednesday.....	14-11
Thursday.....	7-10
Friday.....	14-12
Saturday	10-15
Sunday	12-15
AL West	35-41
AL Central.....	18-16
AL East	13-19
Interleague.....	12-8
Shutouts	9-11
Extra Innings.....	7-5
Average Time of Game (9-inn.).....	3:01

ROOKIE OPS (MIN. 400 PA)

RK	PLAYER	OPS
1.	Aaron Judge-NYY	1.049
2.	Cody Bellinger.....	.933
3.	Paul DeJong-STL.....	.857
4.	Mitch Haniger-SEA.....	.843
5.	Ian Happ-CHC842

MARINERS RELIERS K/BB LEADERS

RK	PLAYER	SEASON	K/BB
1.	J.J. Putz	2006.....	8.00
2.	Brandon Maurer	2014.....	7.60
3.	Emilio Pagan	2017	7.00
4.	Arthur Rhodes	2001.....	6.92
5.	J.J. Putz	2007.....	6.31

HOME RUNS SINCE 2014

Rk	PLAYER	HR
1.	Nelson Cruz	166
2.	Edwin Encarnacion.....	153
3.	Giancarlo Stanton.....	150
4.	Josh Donaldson.....	140



2017 Team Highlights

INSIDE THE NUMBERS

.729

The Mariners posted a .729 (70-26) winning percentage when scoring 4+ runs, the 8th-best such mark in the AL.

7

James Paxton equaled the Mariners club-record with wins in 7 consecutive starts, July 2 - August 4 (also: Jamie Moyer, 5/6 - 6/8/03, and Scott Bankhead, 6/18 - 7/20/89).

17

Seattle had 17 different starting pitchers this season, tied with the 1977 Mariners for the most in franchise history...17 starters were the most in the Majors this season and the most since Kansas City (17) in 2006.

31.4%

31.4 percent (1939x6166) of the Mariners total plate appearances were taken by players age-26 or younger.

40

40 pitchers made at least 1 appearance for Seattle this season, most in club history, most in MLB this season and tied with the 2014 Texas Rangers for the most in the Majors since 1901.

61

The Mariners used a club-record 61 different players this season...61 players were the most in the Majors this season and 2nd-most in MLB history since 1901 (Texas, 64, 2014).

119

Nelson Cruz led the American League with 119 RBI...he is the 4th Mariner to lead the AL in RBI, joining Ken Griffey Jr. (147 RBI, 1997), Edgar Martinez (145 RBI, 2000) and Bret Boone (141 RBI, 2001).

219

After setting their Opening Day roster, the Mariners made 219 transactions involving the 40-man roster this season.

2,132,396

The Mariners drew 2,132,396 fans to Safeco Field, eclipsing the two-million mark for 4th straight season.

THE ROOKIES...several rookies played important roles for the Mariners this season:

- Three players collected their first Major League hit as a Mariner this season: Boog Powell (5/16 vs. OAK), Tyler Smith (6/2 vs. TB) and **Jacob Hannemann** (9/16 at HOU).
- Among Major League rookie leaders this season, Gamel ranked 2nd in doubles (27), 4th in batting (.275), T5th in hits (140), 6th in runs (68) and 7th in on-base percentage (.322).
- Among Mariners rookie single-season leaders, Gamel ranked 4th in batting (.275), 5th in runs (68), hits (140) and doubles (27) and 7th in on-base percentage (.322).
- Gamel made 127 outfield starts, 4th-most by a rookie in club history.
- Among Major League rookies with at least 400 plate appearances this season, Haniger ranked 3rd in on-base percentage (.352), 4th in OPS (.843) and 5th in batting (.282) and slugging (.491)...among all American League rookies, was 5th in doubles (25), T5th in extra-base hits (43), 6th in runs (58) and hits (104), 7th in RBI (47) and 8th in home runs (16).
- Haniger recorded a 13-game hitting streak, April 6-19, batting .380 (19x50) with 13 runs, 4 doubles, 4 home runs and 15 RBI...his 13-game hitting streak is tied for the 6th-longest hitting streak by a rookie in club history (also: Ichiro Suzuki, 9/21 - 10/7/01).
- Haniger made 95 starts in the outfield, 8th-most in club history by a rookie.
- Heredia made 104 outfield starts, 6th-most in club history by a rookie.
- Lawrence set the Mariners single-game club record for strikeouts in relief, striking out 9 in 5.0 innings of work on June 1 vs. Colorado (previous: 8, 8x, last: Julio Mateo, 8/1/03 vs. CWS).
- Moore recorded 5 games (4 starts, 1 relief appearance) of 6.0+ innings pitched and 3-or-fewer earned runs allowed.
- Moore earned the win in his Major League debut, June 22 vs. Detroit...he allowed 3 runs over 7.0 innings pitched, becoming the 4th Mariner to earn the win his MLB debut after working 7.0+ innings while allowing 3-or-fewer earned runs (last: Blake Beavan, 7/3/11 vs. SD).
- Pagan's 7.00 strikeout-to-walk ratio (56 K, 8 BB) was 2nd among all rookie relievers this season and tops among Mariners rookie relievers in club history, ahead of Edwin Diaz in 2016 (5.87/88 K, 15 BB).
- Pagan recorded 5 outings of at least 2.0 scoreless innings pitched in relief with at least 4 strikeouts...despite not making his Major League debut until May 3, this total ranked 2nd in the Majors (Chad Green-NYY, 8).
- Pazos' 65 strikeouts ranked 5th among all rookie relievers and 2nd among American League rookie relievers.
- Pazos limited opposing lefties to a .269 slugging percentage against, 6th-best among left-handed relievers in the Majors (min. 80 left-handed batters faced).
- Zych led Mariners relievers with 6 wins.
- Zych's 12 holds ranked T4th among all rookies and T1st among American League rookies...his 12 holds rank T6th-most in single-season club history by a rookie (also: Lucas Luetge, 2012).
- Zych did not allow a run in 35-of-his-45 outings...allowed 1 run in 9 games...allowed more than 1 run one just one occasion (3 R, 8/12 vs. LAA).

YOUTH IS SERVED...of the Mariners 6,166 plate appearances as a club this season, nearly one-third (31.4%) were taken by players age-26 or younger...**Ben Gamel** (550 PA), **Mike Zunino** (435 PA), **Guillermo Heredia** (426 PA), **Mitch Haniger** (410 PA), Boog Powell (43 PA), **Daniel Vogelbach** (31 PA), **Jacob Hannemann** (20 PA), Tyler Smith (19 PA), **Marco Gonzales** (2 PA), **Emilio Pagan** (2 PA) and **Edwin Diaz** (1 PA) combined for 1,939 of the Mariners 6,166 total plate appearances...last season, Mariners age-26 or younger combined for just 14.5 percent (906x6227) of the club's plate appearances...Mariners pitchers age-26 or younger totaled 29.8 percent (429.2x1440.1) of the club's cumulative innings this season...**Edwin Diaz** (66.0 IP), **Andrew Moore** (59.0 IP), **James Pazos** (53.2 IP), **Emilio Pagan** (50.1 IP), **Dan Altavilla** (46.2 IP), **Tony Zych** (40.2 IP), **Marco Gonzales** (36.2 IP), **Chase De Jong** (28.1 IP), **Dillon Overton** (18.1 IP), **Shae Simmons** (7.2 IP), **Rob Whalen** (7.1 IP), **Zac Curtis** (4.2 IP), **Max Povse** (3.2 IP), **Ryan Weber** (3.2 IP) and **Thyago Vieira** (1.0 IP) combined to toss 429.2 innings...in 2016, Mariners pitchers totaled just 23 percent (335.2x1457.0).

INTERLEAGUE PLAY...Seattle was 12-8 (.600) during Interleague Play, tied with Arizona and Chicago for the 7th-best Interleague winning percentage this season...trailed only Boston (.800/16-4), Los Angeles-NL (.800/16-4), Houston (.750/15-5), New York-AL (.750/15-5), Texas (.700/14-6) and Minnesota (.650/13-7)...the Mariners hit .286 (197x690) as a team in Interleague Play, 3rd-best in the Majors behind Houston (.307/220x716) and Miami (.287/201x701)...Seattle faced Atlanta (2-1), Colorado (3-1), Miami (2-1), New York-NL (2-1), Philadelphia (2-2) and Washington (1-2) during Interleague Play.

WALK IT OFF...the Mariners had eight walk-off wins in 2017: **Nelson Cruz** (RBI-single, April 16 vs. TEX), **Guillermo Heredia** (RBI-single, May 18 vs. CWS), **Mike Zunino** (2-run home run, June 7 vs. Minnesota), **Kyle Seager** (RBI-double, June 20 vs. Detroit), Cruz (RBI-single, July 22 vs. NYY), **Jean Segura** (RBI-single, July 25 vs. BOS), Segura scores on wild pitch (Sept. 2 vs. OAK) and Cruz (2-run home run, Sept. 22 vs. CLE)...Cruz equaled the Mariners single-season club record with 3 walk-off hits, joining Bruce Bochte (1980), Tom Paciorek (1981), Todd Cruz (1982), Al Cowens (1984), Jim Presley (1986), Russ Davis (1997), Jose Lopez (2009) and Ichiro Suzuki (2009).

GOING YARD...the Mariners had 6 players record at least 15 home runs this season: **Nelson Cruz** (39), **Kyle Seager** (27), **Mike Zunino** (25), **Robinson Canó** (23), **Mitch Haniger** (16) and **Danny Valencia** (15)...marks the 6th single-season in club history that Seattle has had 6-or-more players hit 15+ home runs and the 2nd consecutive season (also: 1997 - 7 players with 15+ home runs, 2016 - 6 players, 1999 - 6 players, 1998 - 6 players and 1996 - 6 players)...**Ben Gamel** and **Jean Segura** were the closest to joining this group, each finishing with 11 home runs.

MAKE IT A DOUBLE...seven different Mariners collected at least 25 doubles this season: **Robinson Canó** (33), **Kyle Seager** (33), **Jean Segura** (30), **Nelson Cruz** (28), **Ben Gamel** (27), **Mitch Haniger** (25) and **Mike Zunino** (25)...seven Mariners with 25+ doubles are the most in single-season club history, ahead of the clubs from 2007 (6 players), 2006 (6), 2003 (6), 2001 (6), 1997 (6) and 1996 (6)...the Mariners joined the Astros (8 such players) as the only teams in the Majors this season with at least 7 players with 25+ doubles apiece.

GOTTA EARN IT...**James Paxton** posted a 2.98 ERA (45 ER, 136.0 IP) in 24 starts this season, becoming the 4th pitcher in club history (done 7x) to record an ERA of 3.00 or better (min. 135.0 IP)...he is the first to do so since **Felix Hernandez** posted a 2.14 ERA (56 ER, 236.0 IP) in 2014 and the first left-hander since Randy Johnson recorded a 2.28 ERA (54 ER, 213.0 IP) in 1997.

2017 Team Highlights



SKY FULL OF STARS...Robinson Canó (1x2, R, HR, RBI) earned his 8th career trip to the Midsummer Classic while **Nelson Cruz** (0x2) was named to his 5th career All-Star Game...marked the 10th time in club history to have multiple position players selected to the All-Star Game (last: 2014, Canó and **Kyle Seager**)...Canó's 8 career All-Star Games were tied for the most among 2017 All-Stars (also: Yadier Molina-STL)...Cruz was appearing in his 4th Midsummer Classic in the last 5 seasons...Canó became the 7th Mariner in club history to make at least 3 All-Star Game appearances with the club, joining Ken Griffey Jr. (10), Ichiro Suzuki (10), Edgar Martinez (7), Felix Hernandez (6), Randy Johnson (5) and Alex Rodriguez (4).

STEALING THE SHOW...with a go-ahead home run in the top of the 10th inning, **Robinson Canó** propelled the American League to a 2-1 win over the National League in the 88th All-Star Game on July 11 in Miami...Canó earned the Ted Williams Most Valuable Player Award, joining Ken Griffey Jr. (1992 at San Diego) and Ichiro Suzuki (2007 at San Francisco) as the only Mariners to be named MVP of the Midsummer Classic...became the 5th Mariner to homer in the All-Star Game (also: Ken Griffey Jr., 1992 at SD; Edgar Martinez, 1997 at CLE; Alex Rodriguez, 1998 at COL and Ichiro Suzuki, 2007 at SF)...Canó was the first American Leaguer in the history of the All-Star Game to homer in extra innings and just the 4th player to do so from either league.

THROWING GAS...four Mariners ranked among the top-12 American League rookie relievers in strikeouts this season...**James Pazos** ranked 2nd among AL rookie relievers with 65 strikeouts while **Emilio Pagan** was 7th with 56 strikeouts, **Dan Altavilla** was 8th with 52 strikeouts and **Casey Lawrence** was 12th with 45 strikeouts (52 total strikeouts with TOR and SEA)...three Mariners rookie relievers posted at least 10.00 strikeouts-per-9.0-innings: Pazos (10.90/65 K, 53.2 IP), Altavilla (10.03/52 K, 46.2 IP) and Pagan (10.01/56 K, 50.1 IP)...among all rookie relievers this season, Pazos ranked 6th in K/9.0 IP while Altavilla was 10th and Pagan ranked 11th...they each share the same rankings among Mariners rookie relievers in single-season club history...Pazos, Altavilla and Pagan are join 8 other Mariners relievers to post at least 10.00 K/9.0 IP in their rookie seasons.

OFF AND RUNNING...**James Paxton** became the 10th pitcher in Major League history since 1900 to begin the season with 3 consecutive starts of at least 6.0 scoreless innings...he joined George McQuillan-PHI (1907), Lefty Leifield-PIT (1907), Ray Caldwell-NYY (1914), George Mogridge-NYY (1916), Harry Brecheen-STL (1948), Luis Tiant-CLE (1966), Tommy Greene-PHI (1991), Woody Williams-STL (2003) & Jordan Zimmerman-DET (2016)...Paxton began the season with 6.0 scoreless frames on April 5 at Houston, followed by 7.0 scoreless innings on April 10 vs. Houston and 8.0 scoreless innings on April 15 vs. Texas...*Elias Sports Bureau*.

DUCKS ON THE POND...the Mariners hit .273 (362x1326) with runners in scoring position, the 4th-best average in the American League, trailing Houston (.294/425x1447), Baltimore (.287/336x1169) and Boston (.277/383x1383)...Seattle hit 53 home runs with runners in scoring position, 4th-most in the AL...the Mariners posted a .449 slugging percentage with runners in scoring position, 4th-best in the AL, behind Houston (.481), Baltimore (.477) and New York-AL (.465)...**Robinson Canó** (51) and **Nelson Cruz** (50) ranked 1st and 2nd in hits with runners in scoring position among AL leaders.

PAXTON NAMED AL PLAYER OF THE WEEK...**James Paxton** was named American League Player of the Week for April 10-16 after going 2-0 with a 0.00 ERA (0 ER, 15.0 IP) with 17 strikeouts and 3 walks in 2 starts against Houston (April 10) and Texas (April 15)...during the week, Paxton led the Major Leagues in ERA (0.00) and innings (15.0), while tying for the lead in wins (2) and tying for 2nd in strikeouts (17)...it was his first career Player of the Week honor and the first by a Mariners pitcher since **Hisashi Iwakuma** (Aug. 17, 2015)...the last Mariners left-hander to earn a Player of the Week honor was Randy Johnson (June 9, 1997).

PAXTON EARNS 2ND PLAYER OF THE WEEK HONORS...**James Paxton** was selected as the co-American League Player of the Week for the July 24-30...he went 2-0 with a 0.00 ERA (0 ER, 13.0 IP) with 18 strikeouts and 0 walks in 2 starts vs. Boston (July 24) and New York-NL (July 30)...among Major League leaders during the week, he ranked T1st in wins (2) and ERA (0.00), T2nd in strikeouts (18) and T8th innings (13.0)...among pitchers with at least 10.0 innings pitched, his 0 walks were tied for the fewest while his 10 hits allowed were tied for 8th-fewest...he was also named AL Player of the Week for April 10-16 earlier this season...Paxton became the first pitcher in club history to earn 2 AL Player of the Week honors in a single season and the first Mariner to do so since **Kyle Seager** was named AL Player of the Week twice in 2014 (April 27 and June 29)...Paxton shared the weekly honors with Texas' Adrian Beltre.

THE LEFTY FROM LADNER...**James Paxton** earned American League Pitcher of the Month honors for July...he went 6-0 with a 1.37 ERA (6 ER, 39.1 IP) with 46 strikeouts and 6 walks in 6 starts in the month of July, becoming the first pitcher in club history to earn 6 wins in any single calendar month...among Major League leaders in the month of July, Paxton ranked 1st in wins (6), T3rd in innings pitched (39.1), 4th in ERA (1.37) and T4th in strikeouts (46)...it was Paxton's first career monthly honor and the first by a Mariners pitcher since **Felix Hernandez** (June, 2014).

BUENOS DÍAZ...**Edwin Díaz** was named American League Reliever of the Month for July...he went 0-1 with 8 saves and a 1.98 ERA (3 ER, 13.2 IP) with 21 strikeouts and 5 walks in 13 relief appearances in July...he limited opponents to a .163 (8x49) batting average against while striking out 13.83 batters-per-9.0-innings (21 K, 13.2 IP)...Díaz's 8 saves in the month of July ranked 2nd in the American League, trailing Tampa Bay's Alex Colome (9)...marked Díaz's first career monthly honor.

LEADING OFF...Mariners leadoff hitters combined to bat .301 (209x694), the 3rd-highest average among all team's leadoff hitters, trailing Colorado (.331/223x674) and Miami (.305/219x718)...in 118 starts in the leadoff spot in the batting order, **Jean Segura** hit .304 (152x500)...**Ben Gamel** hit .319 (37x116) in 27 starts batting leadoff...**Jarrod Dyson** made 10 starts in the leadoff spot in the order, batting .205 (8x39)...**Guillermo Heredia** hit .308 (8x26) in 7 starts batting leadoff.

ARMS RACE...Mariners outfielders recorded 12 double plays, most in the Major Leagues, ahead of Philadelphia (11), Cincinnati (8) and Oakland (8)...Seattle outfielders also combined for 34 assists, 4th-most in MLB, trailing Chicago-AL (40), Cincinnati (40) and Texas (35)...individually, **Jarrod Dyson** led the Majors with 6 doubles plays turned as an outfielder...Dyson ranked T6th in the Majors (also: Andrew Benintendi-BOS) with 11 outfield assists.

TAKE ME TO YOUR LEADER

Nelson Cruz led the American League with 119 RBI... among AL leaders, he also ranked 4th in home runs (39), 5th in slugging (.549) and OPS (.924) and 9th in on-base percentage (.375):

AL RBI LEADERS

Rk.	PLAYER	RBI
1.	Nelson Cruz-SEA	119
2.	Aaron Judge-NYY	114
3.	Khris Davis-OAK	110
4.	Justin Upton-DET/LAA	109
5.	Edwin Encarnacion-CLE	107

AL HOME RUN LEADERS

Rk.	PLAYER	HR
1.	Aaron Judge-NYY	52
2.	Khris Davis-OAK	43
3.	Joey Gallo-TEX	41
4.	Nelson Cruz-SEA	39
5.	Edwin Encarnacion-CLE	38
	Logan Morrison-TB	38
	Mike Moustakas-KC	38
	Justin Smoak-TOR	38

AL SLUGGING LEADERS

Rk.	PLAYER	SLG
1.	Mike Trout-LAA	.629
2.	Aaron Judge-NYY	.627
3.	Jose Ramirez-CLE	.583
4.	Jose Abreu-CWS	.552
5.	Nelson Cruz-SEA	.549

AL OPS LEADERS

Rk.	PLAYER	OPS
1.	Mike Trout-LAA	1.071
2.	Aaron Judge-NYY	1.049
3.	Jose Altuve-HOU	.957
4.	Jose Ramirez-CLE	.957
5.	Nelson Cruz-SEA	.924

MARINERS SINGLE-SEASON HR

Rk.	SEASON	HR
1.	1997	264
2.	1996	245
3.	1999	244
4.	1998	234
5.	2016	223
6.	2017	200

KEEPING IT IN THE YARD

James Paxton limited opposing batters to 9 home runs, fewest of any pitcher with at least 135.0 innings pitched this season:

Rk.	PLAYER	HR ALLOWED
1.	James Paxton-SEA	9
2.	Danny Duffy-KC	13
	Michael Fulmer-DET	13
	Stephen Strausburg-WAS	13

DEFENSE SAVES

Mariners outfielders combined for 21 defensive runs saved, 5th-most in the Majors by a team's outfielders, according to *FanGraphs*:

Rk.	TEAM	DRS
1.	Boston	47
2.	Tampa Bay	46
3.	New York-AL	33
4.	Minnesota	24
5.	Seattle	21

MARINERS HOLDS LEADERS

Rk.	PLAYER	SEASON	H
1.	Arthur Rhodes	2001	32
2.	Nick Vincent	2017	29
3.	Arthur Rhodes	2002	27
4.	Mark Lowe	2009	26
5.	Jeff Nelson	2001	26



2017 Team Highlights

MARINERS ERA LEADERS

James Paxton posted a 2.98 ERA (45 ER, 136.0 IP) in 24 starts this season, becoming the 4th pitcher in club history (done 7x) to record an ERA of 3.00 or better (min. 135.0 IP):

Rk.	PLAYER	SEASON	ERA
1.	Felix Hernandez	2014	2.14
2.	Felix Hernandez	2010	2.27
3.	Randy Johnson	1997	2.28
4.	Randy Johnson	1995	2.48
5.	Felix Hernandez	2009	2.49
6.	Hisashi Iwakuma	2013	2.66
7.	James Paxton	2017	2.98
8.	Felix Hernandez	2013	3.04
9.	Freddy Garcia	2001	3.05
10.	Felix Hernandez	2012	3.06

MOST PLAYERS BY TEAM - ALL-TIME

Rk.	TEAM	SEASON	# OF PLAYERS
1.	Texas	2014	64
2.	Seattle	2017	61
3.	Toronto	2017	60
	Atlanta	2016	60
	Atlanta	2015	60

MOST PITCHERS BY TEAM - ALL-TIME

Rk.	TEAM	SEASON	# OF PITCHERS
1.	Seattle	2017	40
	Texas	2014	40
3.	Atlanta	2015	37
	San Diego	2002	37
5.	Minnesota	2017	36

HAVE A MONTH

James Paxton went 6-0 with a 1.37 ERA (6 ER, 39.1 IP) with 46 strikeouts and 6 walks in 7 starts in July...he became one of 10 **left-handers** in MLB history (done 12x) to record at least 6 wins, an ERA of 1.40-or-better and at least 40 strikeouts in any calendar month:

PLAYER	CLUB	MONTH, YEAR
James Paxton	SEA	July, 2017
Clayton Kershaw	LAD	June, 2014
Randy Johnson	ARI	April, 2002
Randy Johnson	ARI	April, 2000
Jim Kaat	CWS	Sept., 1974
Vida Blue	OAK	April, 1971
Sam McDowell	CLE	June, 1969
Gary Peters	CWS	Aug., 1963
Jack Harshman	CWS	Aug., 1954
Hal Newhouser	DET	July, 1946
Hal Newhouser	DET	June, 1945
Hippo Vaughn	CHC	May, 1918

MLB SAVES LEADERS-POST ASG

Rk.	PLAYER	SV
1.	Corey Knebel-MIL	25
2.	Alex Colome-TB	22
3.	Edwin Díaz-SEA	21
	Sean Doolittle-OAK/WAS	21
5.	Kenley Jansen-LAD	20

ALL-TIME STRIKEOUT LEADERS

Felix Hernandez recorded 78 strikeouts this season, bringing his career total to 2,342 career strikeouts, 48th-most in MLB history...during the season, he surpassed the strikeout totals of Hall of Famers Lefty Grove (2,266), Juan Marichal (2,303), Rube Waddell (2,316) and Early Wynn (2,334) as well as Dwight Gooden (2,293):

Rk.	PLAYER	K
44.	Kevin Brown	2,397
45.	Sandy Koufax	2,396
46.	Charlie Hough	2,362
47.	Robin Roberts	2,357
48.	Felix Hernandez	2,342

SEVEN-UP...**James Paxton** equaled the Mariners club-record with wins in 7 consecutive **starts**, July 2 - August 4...he became the 3rd Mariners pitcher in club history to accomplish this feat, joining Jamie Moyer (5/6 - 6/8/03) and Scott Bankhead (6/18 - 7/20/89)...during the streak (7/2 - 8/4), Paxton went 7-0 with a 1.59 ERA (8 ER, 45.1 IP) with 53 strikeouts and 7 walks in 7 starts...he worked at least 6.0 innings while allowing 2-or-fewer earned runs in each of those 7 starts, tied for the 4th-longest streak matching those criteria by a Mariners starter in club history and the longest since **Felix Hernandez** recorded a Major League-record 16 consecutive such starts, May 18 - August 11, 2014.

HOLD IT RIGHT THERE...**Nick Vincent** recorded 29 holds this season, 2nd-most in the Major Leagues, trailing only Taylor Rogers-MIN (30) while ranking ahead of Andrew Miller-CLE (27), Jose Ramirez-ATL (27) and Anthony Swarzak-CWS/MIL...Vincent's 29 holds are also 2nd-most in single-season club history, behind only Arthur Rhodes' 32 holds in 2001...Vincent ranks ahead of Rhodes in 2002 (27), Mark Lowe in 2009 (26) and Jeff Nelson in 2001 (26).

ROAD WRAP...Seattle went 38-43 (.469) on the road despite opening the season 1-9 (.100) in their first 10 road games (4/3-22) and 8-20 (.286) in their first 28 contests away from Safeco (4/3 - 5/27)...from May 28 through the end of the regular season, the Mariners were one of the best road teams in the Major Leagues, going 30-23 (.566)...Seattle's .566 road winning percentage during that span (5/28-10/1) was 7th-best in the Majors...overall, Seattle hit .255 (728x2858) on the road, the 9th-highest average in MLB while averaging 4.69 runs-per-game (380 R, 81 G), 12th-most in the Majors...on the pitching side, the Mariners posted a 4.94 road ERA (383 ER, 697.1 IP), which ranked 21st in MLB.

AT HOME ON THE ROAD...in 35 relief appearances on the road, **Edwin Díaz** successfully converted 25-of-27 (92.6%) save opportunities while posting a 1.24 ERA (5 ER, 36.1 IP)...he struck out 54 and walked 14 while limiting opponents to a .106 (13x123) average against...his 1.24 road ERA is the lowest by a Mariners reliever with at least 30.0 innings pitched on the road...his 25 saves on the road rank T2nd-most in single-season club history (also: Fernando Rodney, 2014), trailing Kazuhiro Sasaki in 2001 (29)...his 25 saves on the road led the Major Leagues this season...after allowing 3 earned runs in 0.2 innings pitched on April 9, he converted 24-of-25 (96%) save opportunities while posting a 0.55 ERA (2 ER, 32.2 IP) and holding opposing batters to a .083 (9x108) average against.

WEAR IT...the Mariners drew a single-season club-record 78 HBP, surpassing the previous mark of 75 HBP by the 1996 Mariners...Seattle's 78 HBP ranked 2nd-most in the American League, trailing only Texas (81), and 4th-most in the Major Leagues behind Pittsburgh (88), Chicago-NL (82) and Texas (81)...three Mariners ranked in the top-10 among American League leaders in HBP: **Nelson Cruz** ranked 6th with 12 HBP, followed by **Guillermo Heredia**, who was T7th (also: Jonathan Schoop-BAL and George Springer-HOU) with 11 HBP, and **Jarrod Dyson**, who ranked T10th (also: Robinson Chirinos-TEX and Gary Sanchez-NYY) with 10 HBP.

VENEZUELAN PRIDE...**Felix Hernandez** won his 157th career game on June 23 vs. Houston, becoming the all-time winningest Venezuelan-born pitcher in Major League history...he passed former Mariner Freddy Garcia for the most career wins by a Venezuelan-born pitcher...he already holds several MLB records by a Venezuelan-born pitcher, including starts (375), innings pitched (2,502.1) and strikeouts (2,342).

JUNINO...**Mike Zunino** recorded 31 RBI in June...just the 11th time that a Mariners player has recorded 30+ RBI in a calendar month...Mike Blowers and Edgar Martinez share the record with 33 in Aug. 1995...the rest of the list: 32-Edgar Martinez (June 1995) & Jay Buhner (Sept. 1995)...had 1 more in Oct. that year; 31-Raul Ibanez (Aug. 2008); 30-Ken Griffey Jr., twice (April 1997 & July 1996), Adrian Beltre (July 2007), Alex Rodriguez (July 1999) and Edgar Martinez (Aug. 2001).

MORE ABOUT JUNINO...**Mike Zunino** hit .304 (24x79) with 14 runs scored, 3 doubles, 10 home runs and 31 RBI in 24 games in June...his 31 RBI during the month led the Majors in June and were T2nd-most by an AL catcher, dating back to 1920...he was the 5th Mariners player in franchise history to hit at least 10 home run and drive in 30 or more RBI in a month, joining Ken Griffey Jr. (3x: July of 1996, April of 1997 & May of 2000), Edgar Martinez (2x: May of 2000 & May of 2003), Alex Rodriguez (July of 1999) and Jay Buhner (Sept. of 1995).

NO APRIL FOOL...**James Paxton**, who was named the American League Player of the Week for April 10-16, went 3-0 with a 1.39 ERA (5 ER, 32.2 IP) in 5 starts in April to open the 2017 season...he limited opponents to a .179 (21x117) average...among American League pitchers during April, he ranked 4th in ERA (1.39) and in strikeouts/walks (6.50), 5th in WHIP (0.84), T5th in strikeouts (39), 6th in strikeouts per 9.0 innings (10.86) and in opponent batting average (.179), T7th in wins (3) and T8th in quality starts...Paxton had a 23.0 inning scoreless streak to open the season (through 2nd inning on April 20)...the streak was the longest to start the season in Mariners history, besting the previous mark to start the season by Mark Lowe (17.2 innings) in 2006...Paxton was also the 10th pitcher in ML history since 1900 to begin the season with 3 consecutive starts of at least 6.0 scoreless innings...Paxton's 1.39 ERA in April was the 3rd-lowest all-time in Mariners franchise history, trailing only Floyd Bannister (1.21 in 1980) and Felix Hernandez (1.39 in 2016).

STREAKING...**James Paxton** won 5 consecutive decisions to begin the 2017 season...Paxton is 1 of 13 Mariners starting pitchers to win at least 5 straight decisions to begin a season (last: **Felix Hernandez**, 6 consecutive wins, 4/6-5/10/15)...the club record is held by Aaron Sele, who won 8 straight decisions to start the 2001 season (4/4-5/3/01)...teammate **Ariel Miranda** also had 5-game winning streak from April 28-June 4.

KING FELIX MADE TENTH OPENING DAY START...**Felix Hernandez** made his 10th career Opening Day start on April 3 at Houston (also: 2007 vs. OAK, 2009 at MIN, 2010 at OAK, 2011 at OAK, 2012 at OAK-Tokyo, 2013 at OAK, 2014 at LAA, 2015 vs. LAA & 2016 at TEX)...became the 9th pitcher in Major League history to make at least 10 Opening Day starts with one franchise (also: Steve Carlton-PHI, Bob Gibson-STL, Walter Johnson-WSH, Juan Marichal-SFG, Jack Morris-DET, Robin Roberts-PHI, Tom Seaver-NYM and Warren Spahn-BSN/MLN)...also marked his 9th consecutive OD start, the longest active streak in MLB...the start extended his club record for most career Opening Day nods, with previous record being held by Randy Johnson (6, 1992-96, '98).

2017 Team Highlights



CANÓ MILESTONES...Robinson Canó reached several career milestones in 2017:

- Recorded his 500th career double on August 4 vs. Kansas City, making him one of 63 players in Major League history with at least 500 doubles...became the 7th 2nd baseman (primary position) in MLB history to collect 500 doubles, joining Craig Biggio (668), Nap Lajoie (657), Charlie Gehringer (574), Jeff Kent (560), Rogers Hornsby (541) and Roberto Alomar (504)...entered the season with 479 doubles; totaled 33 doubles in 2017 to bring his career total to 512, 54th-most in MLB history...during the 2017 season, surpassed 30 players on the all-time doubles list, including Hall of Famers Rickey Henderson (510), Babe Ruth (506), Tony Perez (505), Roberto Alomar (504), Andre Dawson (503), Goose Goslin (500), Al Kaline (498), Sam Rice (497), Frank Thomas (495), Heinie Manush (491), Jeff Bagwell (488), Mel Ott (488), Lou Brock (486), Bill Herman (486) and Brooks Robinson (482).
- Belted his 20th home run of the season on September 2 vs. Oakland, becoming the first American League 2nd baseman (primary position) with 8 seasons of at least 20 home runs...surpassed Joe Gordon, who had 7 such seasons for New York-AL and Cleveland...among all 2nd basemen, trails only Jeff Kent, who had 12 such seasons, all in the NL.
- Collected his 30th and 31st doubles of the season on September 9 vs. the Angels...marks his 13th consecutive season with 30+ doubles, joining Stan Musial as the only players in Major League history to collect that many doubles in 13+ straight seasons...the only players who had as many as 12 are Hall of Famers Musial (16, 1942-58, DNP in 1945), Tris Speaker (12, 1916-27) and Honus Wagner (12, 1899-1910)...Canó is the only player to do so in the first 13 seasons of his career.
- Hit his 300th career home run on September 21 vs. Texas...became the 3rd primary 2nd baseman with 300 career home runs (Rogers Hornsby, 301, and Jeff Kent, 377)...became the 8th player to hit his 300th career home run as a Mariner (Willie Horton, 1979; Ken Griffey Jr., 1998; Jay Buhner, 2000; Edgar Martinez, 2004; Richie Sexson, 2008; Raul Ibanez, 2013; and **Nelson Cruz**, 2017).
- With his 300th career home run, became the 16th player in Major League history to record a career batting average of .300 or better while collecting at least 1,000 runs, 2,000 hits, 500 doubles, 300 home runs and 1,000 RBI...joins **Edgar Martinez**, Hank Aaron, George Brett, Miguel Cabrera, Lou Gehrig, Todd Helton, Rogers Hornsby, Chipper Jones, Willie Mays, Stan Musial, Albert Pujols, Manny Ramirez, Babe Ruth, Al Simmons and Ted Williams as the only players to meet each of those criteria.
- With 300 career home runs and 500 career doubles, is one of 5 players in Major League history to reach those milestones by the end of their age-34 season, joining Hall of Famers Lou Gehrig and Stan Musial and active players Albert Pujols and Miguel Cabrera.

EFFICIENT Z...**Mike Zunino** tallied 25 doubled and 25 home runs in 387 at-bats...he is one of 3 catchers (primary position) since 1901 to record at least 25 doubles and 25 home runs in 400 at-bats or fewer, joining Cincinnati's Devin Mesoraco in 2014 (384 AB, 25 2B, 25 HR) and Texas' Ivan Rodriguez in 2000 (363 AB, 27 2B, 27 HR).

IN THE ZONE...in 34 relief appearances this season, **Emilio Pagán** recorded 56 strikeouts and just 8 walks over 50.1 innings pitched...his 7.00 strikeout-to-walk ratio (56 K, 8 BB) was 9th-best among all relievers this season and 6th-best among AL relievers...Pagán's 7.00 K/BB ratio is the best single-season mark by a rookie reliever in club history while ranking 3rd-best among all Mariners relievers...trails J.J. Putz in 2006 (8.00/104 K, 13 BB) and Brandon Maurer in 2014 (7.60/38 K, 5 BB).

CLIMBING THE LADDER...**Felix Hernandez** entered the 2016 season with 2,264 career strikeouts...he tallied 78 strikeouts during an injury-shortened 2017 season, bringing his career total to 2,342 career strikeouts, 48th-most in MLB history...during the 2017 season, he surpassed the strikeout totals of Hall of Famers Lefty Grove (2,266), Juan Marichal (2,303), Rube Waddell (2,316) and Early Wynn (2,334) as well as Dwight Gooden (2,293).

SIMPLY SEAGER...**Kyle Seager** recorded his 500th career RBI on August 18 at Tampa Bay, becoming the 10th player in club history to collect at least 500 RBI with the Mariners...he joins Edgar Martinez (1,261), Ken Griffey Jr. (1,216), Jay Buhner (951), Alvin Davis (667), Ichiro Suzuki (633), Raul Ibanez (612), Alex Rodriguez (595), Bret Boone (535) and Dan Wilson (508)...Seager finished the 2017 campaign with 525 career RBI, 9th-most in club history.

NEW FACES...of the 25 players active for Opening Day on April 3 at Houston, 18 were not on the Mariners Opening Day roster in 2016, including 12 players who were not in the Mariners organization when the 2016 season began.

OPENING DAY TIDBITS...**Carlos Ruiz** was the oldest player on the Mariners Opening Day roster at 38 years, 71 days, while **Edwin Díaz** was the youngest at 23 years, 12 days...Díaz (RHP), **Dan Altavilla** (RHP), **Mitch Haniger** (OF), **Guillermo Heredia** (OF), **Ariel Miranda** (LHP), **Taylor Motter** (INF), **Dillon Overton** (LHP) and **James Pazos** (LHP) each appeared on their first Opening Day rosters...it was the 12th Opening Day for **Felix Hernandez** and **Robinson Canó**...three Mariners began 2017 with at least 10 years of Major League service time, led by Canó (11.153), Hernandez (11.060) and Ruiz (10.069).

INTERNATIONALLY KNOWN...259 players on 2017 Opening Day 25-man rosters and inactive lists were born outside the 50 United States...the Mariners had the 2nd-most foreign-born players with a total of 12 on an Opening Day roster that spanned eight different countries and territories outside the U.S.: Canada (**James Paxton**), Cuba (**Guillermo Heredia**, Leonys Martin, **Ariel Miranda**), Dominican Republic (**Robinson Canó**, **Nelson Cruz**, **Jean Segura**), Japan (**Hisashi Iwakuma**), Mexico (**Yovani Gallardo**), Panama (**Carlos Ruiz**), Puerto Rico (**Edwin Díaz**), Venezuela (**Felix Hernandez**).

CUBAN CONNECTION...when the Mariners added **Yonder Alonso** to the active roster on August 8, he became the 4th Cuban-born player on Seattle's active roster, joining **Guillermo Heredia**, Leonys Martin and **Ariel Miranda**...according to *ESPN Stats & Info*, the Mariners were just the 2nd Major League team since 1970 to feature a quartet of Cuban-born players, joining the 2014 Chicago White Sox (Jose Abreu, Dayan Viciedo, Alexei Ramirez and Adrian Nieto).

THANK YOU, FANS...the Mariners drew 2,132,396 fans to Safeco Field, eclipsing the two-million mark for fourth straight season...had three sold out games on the season: June 10 vs. Toronto (45,484), July 22 vs. New York-AL and August 12 vs. Los Angeles-AL, which was the day of the Edgar Martinez Number Retirement Ceremony.

TOUGH TRAVEL SCHEDULE...the Mariners logged 45,687 flight miles this season, 3rd-most in the Majors behind only Oakland (49,252) and Los Angeles-AL (46,069)...the Mariners flew an MLB-high 48,811 in 2016 and 43,254 miles in 2015...the club will once again be among the Major League leaders in flight miles during the 2018 season.

UNDER REVIEW...in the fourth year of Major League Baseball's expanded instant replay, the Mariners challenged 35 plays, with 17 being overturned...the 48.6% overturn rate ranked 20th in the Major Leagues; New York-AL led MLB with a 75.0% (30x40) success rate on challenges...there were 1,395 reviews; there were 1,502 reviews in 2016 and 1,338 reviews in 2015...660 calls were overturned in 2017 (47.3%)...the average time of review was 1:28; it was 1:36 in 2016 and 1:51 in 2015.

#EXCE11ENCE...**Edgar Martinez's** number 11 was retired by the Seattle Mariners in a pre-game ceremony on August 12 at Safeco Field...Edgar became the 2nd player in club history to have his number retired by the Mariners, joining his former teammate **Ken Griffey Jr.** (number 24).

#24EVER...on April 13, the Seattle Mariners unveiled a statue of Hall of Famer **Ken Griffey Jr.** in front of the home plate gate at Safeco Field...the statue of Griffey resides at a street corner named for two other baseball legends - Dave Niehaus Way and Edgar Martinez Drive - in front of the ballpark often referred to as "The House that Griffey Built."

DRAFT RECAP...the club selected 40 players in the 2017 MLB's First-Year Player Draft, highlighted by their first pick, infielder **Evan White** (Kentucky), who was the 17th overall selection in the draft...the Mariners selected 23 pitchers, including 8 left-handers, 3 catchers, 9 infielders (2 2B, 5 SS, 2 3B), and 5 outfielders...Seattle selected 32 college players and 8 high school players.

ALL-STAR FUTURES GAME...the Mariners had one player selected for the SiriusXM All-Star Futures Game that took place on July 9 at Marlins Park...RHP **Thyago Vieira** (Brazil) represented the World Team...Vieira pitched 0.2 innings, allowing 1 hit and 1 walk while striking out 1.

MINOR LEAGUE AWARDS...the Mariners announced the organizations Minor League Awards for the 2017 season: OF **Ian Miller** (AA Arkansas/AAA Tacoma) received the Ken Griffey Jr. Minor League Hitter of the Year, RH **Nick Neirder** (High-A Modesto/AA Arkansas) received the Jamie Moyer Minor League Pitcher of the Year, INF **Chris Mariscal** (High-A Modesto/AA Arkansas) received the Alvin Davis "Mr. Mariner" Award, INF **Jordan Cowan** (High-A Modesto) received the Edgar Martinez PTPA Award, RHP **Ljay Newsome** (A Clinton) received the "60 ft., 6 in. Club" Award, OF **Dimas Ojeda** (A Clinton) received the Dan Wilson Minor League Community Service Award and manager **Cesar Nicholas** (DSL Mariners) received the Dave Henderson Minor League Staff Member of the Year Award.



Hitters Notes

TEAM BATTING BREAKDOWN

	AVG	G	AB	R	H	2B	3B	HR	RBI	BB	IBB	SO	HBP	SB	CS	OBP	SLG	OPS
Total	.259	162	5551	750	1436	281	17	200	714	487	31	1267	78	89	35	.325	.424	.749
vs. Left	.244	-	1378	-	336	54	6	48	171	142	9	311	19	22	9	.320	.396	.716
vs. Right	.264	-	4173	-	1100	227	11	152	543	345	22	956	59	67	26	.327	.433	.760
Home	.263	81	2693	370	708	131	10	97	350	252	11	634	43	39	21	.334	.427	.761
Away	.255	81	2858	380	728	150	7	103	364	235	20	633	35	50	14	.317	.420	.738
Day	.257	53	1791	229	461	84	5	57	216	153	9	442	26	29	17	.323	.405	.728
Night	.259	109	3760	521	975	197	12	143	498	334	22	825	52	60	18	.326	.432	.759
RISP	.273	-	1326	-	362	69	3	53	522	169	29	315	13	17	6	.353	.449	.802
Bases Loaded	.306	-	134	-	41	10	0	5	114	13	0	40	1	0	0	.355	.493	.847
Pre-All Star	.263	90	3063	431	806	152	9	101	408	286	16	700	44	52	20	.332	.418	.750
Post-All Star	.253	72	2488	319	630	129	8	99	306	201	15	567	34	37	15	.316	.431	.747
April	.243	26	874	119	212	50	3	28	114	92	5	198	14	21	5	.322	.403	.724
May	.267	28	961	119	257	42	4	25	112	97	7	222	9	13	9	.338	.398	.736
June	.288	27	939	160	270	49	1	39	151	77	3	225	17	16	4	.350	.466	.816
July	.235	26	884	108	208	43	4	29	99	66	6	211	16	11	6	.298	.391	.690
August	.252	27	934	114	235	55	2	30	113	71	6	198	14	17	6	.313	.411	.724
September	.268	27	927	128	248	41	3	48	123	83	4	208	7	11	5	.332	.474	.805
October	.188	1	32	2	6	1	0	1	2	1	0	5	1	0	0	.235	.313	.548

-- Here is a look at the Mariners hitters in 2017 --

#10 - YONDER ALONSO, 1B

B/T: L/R • Ht: 6-1 • Wt: 230 • Service: 6.116 • Born: 04-08-1987 in Havana, Cuba (Age: 30)

- **Seattle Totals** - Hit .265 (35x132) with 20 runs, 5 doubles, 6 home runs, 18 RBI, 18 walks and a .353 on-base percentage in 42 games with the Mariners.
- **MLB Totals** - Hit .266 (120x451) with 72 runs, 22 doubles, 28 home runs, 67 RBI, 68 walks, a .365 on-base percentage, a .501 slugging mark and an .866 OPS in 142 games with Seattle (42 G) and Oakland (100 G).
- **Career Year** - Set career-highs in home runs with 28 (previous: 9, 2012 w/SD), runs with 72 (previous: 52, 2016 w/OAK), OBP with a mark of .365 (previous: .361, 2015 w/SD), slugging with a mark of .501 (previous: .397, 2014 w/SD) and OPS with a mark of .866 (previous: .742, 2015, w/SD).
- **Sky Full of Stars** - Earned his first career appearance in the All-Star Game...went 2-for-2 for the American League in his hometown of Miami.
- **Welcome to Seattle** - Acquired by Seattle from Oakland in exchange for minor leaguer Boog Powell (of) on August 6...added to the active roster on August 8.
- **Heroics** - Belted a game-winning home run off New York's Aroldis Chapman in the 11th inning on August 25 at Yankee Stadium...since 2012, is one of 2 left-handed batters to homer off of Chapman (also: Rafael Devers-BOS, 8/13/17 at NYY).
- **All Right** - Against right-handed pitchers, hit .282 (107x379) with 20 doubles, 23 home runs, 57 RBI, 62 walks, a .383 on-base percentage, a .517 slugging mark and a .900 OPS...his .900 OPS ranked 11th-best among American Leaguers vs. RHP...vs. lefties, hit .181 (13x72) with 2 doubles, 5 home runs and 10 RBI.
- **Late Bloomer** - In innings 1-3, hit .203 (29x143) with 6 doubles, 3 home runs and 13 RBI...in innings 4 or later, including extra innings, hit .295 (91x308) with 16 doubles, 25 home runs and 54 RBI...his 25 home runs in the 4th inning or later ranked T9th-most in the Majors (also: Cody Bellinger-LAD, Charlie Blackmon-COL and Jay Bruce-NYM/CLE).
- **May Day** - Belted 10 home runs in May, tied with Tampa Bay's Logan Morrison for the American League lead and 2nd-most in the Majors (Justin Bour-MIA, 11).
- **Restoring Order** - Made starts at 7 different positions in the batting order, led by 48 starts batting 5th...also made 24 starts batting 2nd, 17 starts batting 6th, 15 starts batting 3rd, 9 starts batting clean-up, 6 starts batting 7th and 3 starts batting 8th.
- **Oaktown** - Began the season with Oakland, where he hit .266 (85x319) with 52 runs, 17 doubles, 22 home runs, 49 RBI, 50 walks, a .369 on-base percentage, a .527 slugging mark and a .896 OPS in 100 games with the Athletics.

2017 Splits	AVG	G	AB	R	H	2B	3B	HR	RBI	BB	IBB	SO	HBP	SB	CS	OBP	SLG	OPS
Total	.266	142	451	72	120	22	0	28	67	68	6	118	2	2	0	.365	.501	.866
vs. Left	.181	-	72	-	13	2	0	5	10	6	0	20	2	1	0	.263	.417	.679
vs. Right	.282	-	379	-	107	20	0	23	57	62	6	98	0	1	0	.383	.517	.900
Home	.273	69	209	35	57	11	0	17	36	29	1	55	2	0	0	.367	.569	.936
Away	.260	73	242	37	63	11	0	11	31	39	5	63	0	2	0	.363	.442	.805
Day	.248	51	157	23	39	8	0	8	21	27	1	37	1	0	0	.362	.452	.814
Night	.276	91	294	49	81	14	0	20	46	41	5	81	1	2	0	.366	.527	.893
RISP	.274	-	113	-	31	9	0	2	33	23	6	23	1	1	0	.401	.407	.809
Bases Loaded	.182	-	11	-	2	1	0	0	5	0	0	1	0	0	0	.182	.273	.455
Pre-All Star	.275	79	258	46	71	14	0	20	43	39	5	69	1	1	0	.372	.562	.934
Post-All Star	.254	63	193	26	49	8	0	8	24	29	1	49	1	1	0	.354	.420	.774
April	.279	23	68	9	19	4	0	4	14	8	1	17	0	0	0	.355	.515	.870
May	.303	20	66	14	20	3	0	10	17	13	2	17	1	1	0	.425	.803	1.228
June	.267	27	90	17	24	6	0	3	7	12	1	26	0	0	0	.353	.433	.786
July	.227	26	88	11	20	4	0	5	10	15	1	27	1	0	0	.346	.443	.789
August	.270	24	74	12	20	4	0	2	10	10	1	17	0	0	0	.357	.405	.763
September	.266	21	64	9	17	1	0	4	9	9	0	13	0	1	0	.356	.469	.825
October	.000	1	1	0	0	0	0	0	0	1	0	1	0	0	0	.500	.000	.500

#6 GORDON BECKHAM, INF

R/T: R/R • Ht: 6-0 • Wt: 190 • Service: 7.153 • Born: 11-16-1986 in Atlanta, GA (Age: 31)

- **MLB Totals** - Went 3-for-17 (.176) with 2 runs, 1 walk and 1 stolen bases in 11 games with the Mariners.
- **Join the Club** - Selected from AAA Tacoma on September 2.
- **Tacoma Time** - Hit .262 (86x328) with 37 runs, 16 doubles, 9 home runs, 45 RBI and 20 walks in 83 games with AAA Tacoma.

2017 Splits	AVG	G	AB	R	H	2B	3B	HR	RBI	BB	IBB	SO	HBP	SB	CS	OBP	SLG	OPS
Total	.176	11	17	2	3	0	0	0	0	1	0	2	0	1	0	.222	.176	.399
vs. Right	.176	-	17	-	3	0	0	0	0	1	0	2	0	1	0	.222	.176	.399
Home	.000	3	2	1	0	0	0	0	0	0	0	1	0	0	0	.000	.000	.000
Away	.200	8	15	1	3	0	0	0	0	1	0	1	0	1	0	.250	.200	.450
Day	.167	4	6	1	1	0	0	0	0	0	0	1	0	0	0	.167	.167	.333
Night	.182	7	11	1	2	0	0	0	0	1	0	1	0	1	0	.250	.182	.432
RISP	.000	-	6	-	0	0	0	0	0	0	0	0	0	0	0	.000	.000	.000
Post-All Star	.176	11	17	2	3	0	0	0	0	1	0	2	0	1	0	.222	.176	.399
September	.154	10	13	2	2	0	0	0	0	1	0	2	0	1	0	.214	.154	.368
October	.250	1	4	0	1	0	0	0	0	0	0	0	0	0	0	.250	.250	.500

Hitters Notes



#22 - ROBINSON CANÓ, 2B

B/T: L/R • Ht: 6-0 • Wt: 210 • Service: 12.153 • Born: 10-22-82 in San Pedro de Macoris, Dominican Republic (Age: 34, turns 35 Oct. 22)

- **The Totals** - Hit .280 (166x592) with 79 runs, 33 doubles, 23 home runs, 97 RBI, 49 walks, a .338 on-base percentage, a .453 slugging mark and a .791 OPS in 150 games with the Mariners.
- **Mr. 300** - Hit his 300th career home run on September 21 vs. Texas...became the 3rd primary 2nd baseman with 300 career home runs (Rogers Hornsby, 301, and Jeff Kent, 377)...became the 8th player to hit his 300th career home run with the Mariners, joining Willie Horton (1979), Ken Griffey Jr. (1998), Jay Buhner (2000), Edgar Martinez (2004), Richie Sexson (2008), Raul Ibañez (2013) and Nelson Cruz (2017).
- **Exclusive Company** - With his 300th career home run, became the 16th player in Major League history to record a career batting average of .300 or better while collecting at least 1,000 runs, 2,000 hits, 500 doubles, 300 home runs and 1,000 RBI...joins Edgar Martinez, Hank Aaron, George Brett, Miguel Cabrera, Lou Gehrig, Todd Helton, Rogers Hornsby, Chipper Jones, Willie Mays, Stan Musial, Albert Pujols, Manny Ramirez, Babe Ruth, Al Simmons and Ted Williams.
- **Double Trouble** - Recorded his 500th career double on August 4 vs. Kansas City, making him one of 63 players in Major League history with at least 500 doubles...became the 7th 2nd baseman (primary position) in MLB history to collect 500 doubles, joining Craig Biggio (668), Nap Lajoie (657), Charlie Gehringer (574), Jeff Kent (560), Rogers Hornsby (541) and Roberto Alomar (504)...entered the season with 479 doubles; totaled 33 doubles in 2017 to bring his career total to 512, 54th-most in MLB history...during the 2017 season, surpassed 30 players on the all-time doubles list, including Hall of Famers Rickey Henderson (510), Babe Ruth (506), Tony Perez (505), Roberto Alomar (504), Andre Dawson (503), Goose Goslin (500), Al Kaline (498), Sam Rice (497), Frank Thomas (495), Heinie Manush (491), Jeff Bagwell (488), Mel Ott (488), Lou Brock (486), Bill Herman (486) and Brooks Robinson (482).
- **Milestone Home Runs** - After Nelson Cruz hit his 300th career home run on July 7 vs. Oakland, Canó belted his 300th career home run on September 21 vs. Texas...the Mariners are the 10th team to have multiple teammates hit their respective 300th career home runs in the same season (last: Toronto's Edwin Encarnacion and Jose Bautista in 2016)...this includes a trio of Astros who reached the 300-home run plateau in 2009 (Carlos Lee, Lance Berkman and Ivan Rodriguez)...prior to 2001, this had only been done by the Cubs Ron Santo and Billy Williams in 1971.
- **30-for-30** - Collected his 30th and 31st doubles of the season on September 9 vs. the Angels...marks his 13th consecutive season with 30+ doubles, joining Stan Musial as the only players in Major League history to collect that many doubles in 13+ straight seasons...the only players who had as many as 12 are Hall of Famers Musial (16, 1942-58, DNP in 1945), Tris Speaker (12, 1916-27) and Honus Wagner (12, 1899-1910)...Canó is the only player to do so in the first 13 seasons of his career.
- **Keystone Pop** - Belted his 20th home run of the season on September 2 vs. Oakland, becoming the first American League 2nd baseman (primary position) with 8 seasons of at least 20 home runs...surpassed Joe Gordon, who had 7 such seasons for New York-AL and Cleveland...among all 2nd basemen, trails only Jeff Kent, who had 12 such season, all in the NL.
- **Good Company** - With 300 career home runs and 500 career doubles, is one of 5 players in Major League history to reach those milestones by the end of their age-34 season, joining Hall of Famers Lou Gehrig and Stan Musial and active players Albert Pujols and Miguel Cabrera.
- **Star of the Show** - Earned his 8th career trip All-Star Game...his 8 career All-Star Games were tied for the most among 2017 All-Stars (also: Yadier Molina-STL)...became the 7th Mariner in club history to make at least 3 All-Star Game appearances with the club, joining Ken Griffey Jr. (10), Ichiro Suzuki (10), Edgar Martinez (7), Felix Hernandez (6), Randy Johnson (5) and Alex Rodriguez (4).
- **Standout Performance** - With a go-ahead home run in the top of the 10th inning, propelled the American League to a 2-1 win over the National League in the 88th All-Star Game on July 11 in Miami...earned the Ted Williams Most Valuable Player Award, joining Ken Griffey Jr. (1992 at San Diego) and Ichiro Suzuki (2007 at San Francisco) as the only Mariners to be named MVP of the Midsummer Classic...became the 5th Mariner to homer in the All-Star Game (also: Ken Griffey Jr., 1992 at SD; Edgar Martinez, 1997 at CLE; Alex Rodriguez, 1998 at COL and Ichiro Suzuki, 2007 at SF)... was the first American Leaguer in the history of the All-Star Game to homer in extra innings and just the 4th player to do so from either league...finished 1-for-2 with 1 run, 1 home run and 1 RBI.
- **Ducks on the Pond** - Led the American League with 51 hits with runners in scoring position, ranking ahead of teammate Nelson Cruz (50), Mookie Betts-BOS (49) and Eric Hosmer-KC (49).
- **Best vs. the West** - Tallied 85 hits vs. AL West opponents, 2nd-most in the Majors this season, trailing Elvis Andrus-TEX (86)...overall, hit .297 (85x286) with 39 runs, 17 doubles, 11 home runs, 53 RBI, 29 walks, a .365 on-base percentage and a .472 slugging mark in 73 games.
- **Interleague Success** - Hit .367 (29x79) during Interleague play, the 13th-highest average in the Major Leagues...his 29 hits ranked T5th-most (also: Jose Abreu-CWS and Mookie Betts-BOS).
- **Calling All Angels** - Recorded 14 extra-base hits (9 2B, 5 HR) against Los Angeles-AL, tied with Reggie Jackson-OAK in 1969 and Alex Rodriguez-TEX in 2003 for the most vs. the Angels in a single season...in 2017, his 14 extra-base hits ranked T3rd in the Majors vs. any single opponent (also: Odubel Herrera-PHI vs. ATL, Aaron Judge-NYY vs. TOR, Wil Myers-SD vs. COL, Hanley Ramirez-BOS vs. TOR and Scott Schebler-CIN vs. STL).
- **Solid** - Hit safely in 21-of-27 games, April 22 - June 2, batting .336 (37x110) with 22 runs, 6 doubles, 8 home runs, 22 RBI, 10 walks, a .385 on-base percentage, a .609 slugging mark and a .994 OPS.
- **Ouch** - Sat out the 4-game series at Toronto, May 11-14, with a sore right quad...placed on the 10-day disabled list with a right quad strain on May 16 (retroactive to May 13)...activated from the DL on May 23.
- **Strong Finish** - Tallied 11 multi-hit games in the month of September...overall, hit .324 (35x108) with 14 runs, 5 doubles, 4 home runs, 19 RBI, a .376 on-base percentage, a .481 slugging mark and an .858 OPS in 27 games in September.

HOME RUNS BY 2B - ALL-TIME

Rk.	Player	HR
1.	Jeff Kent.....	377
2.	Robinson Canó.....	301
	Rogers Hornsby.....	301
4.	Craig Biggio.....	291
5.	Ryne Sandberg.....	282

2017 Splits	AVG	G	AB	R	H	2B	3B	HR	RBI	BB	IBB	SO	HBP	SB	CS	OBP	SLG	OPS
Total	.280	150	592	79	166	33	0	23	97	49	8	85	4	1	0	.338	.453	.791
vs. Left	.208	-	178	-	37	4	0	4	20	11	0	32	2	0	0	.259	.298	.557
vs. Right	.312	-	414	-	129	29	0	19	77	38	8	53	2	1	0	.371	.519	.891
Home	.280	73	286	42	80	18	0	11	45	27	6	41	2	0	0	.344	.458	.802
Away	.281	77	306	37	86	15	0	12	52	22	2	44	2	1	0	.332	.448	.780
Day	.301	49	196	32	59	8	0	8	34	13	3	32	0	1	0	.344	.464	.809
Night	.270	101	396	47	107	25	0	15	63	36	5	53	4	0	0	.335	.447	.782
RISP	.327	-	156	-	51	10	0	8	74	18	8	20	1	0	0	.393	.545	.938
Bases Loaded	.364	-	11	-	4	2	0	1	15	1	0	2	0	0	0	.333	.818	1.152
Pre-All Star	.275	79	316	47	87	14	0	17	60	28	5	41	0	1	0	.332	.481	.813
Post-All Star	.286	71	276	32	79	19	0	6	37	21	3	44	4	0	0	.344	.420	.765
April	.252	26	103	15	26	6	0	4	18	10	2	15	0	0	0	.316	.427	.743
May	.338	17	71	11	24	4	0	6	16	5	2	8	0	0	0	.377	.648	1.025
June	.287	27	108	15	31	3	0	6	23	10	0	11	0	1	0	.347	.481	.829
July	.210	25	100	12	21	5	0	3	13	10	2	14	0	0	0	.279	.350	.629
August	.293	27	99	12	29	10	0	0	8	7	1	11	2	0	0	.352	.394	.746
September	.324	27	108	14	35	5	0	4	19	7	1	25	2	0	0	.376	.481	.858
October	.000	1	3	0	0	0	0	0	0	0	0	1	0	0	0	.000	.000	.000



Hitters Notes

#23 - NELSON CRUZ, DH

B/T: R/R • Ht: 6-2 • Wt: 230 • Service: 10.082 • Born: 7-1-80 in Las Matas de Santa Cruz, Dominican Republic (Age: 36)

- **The Totals** - Hit .288 (160x556) with 91 runs, 28 doubles, 39 home runs, 119 RBI, 12 HBP, 70 walks, a .375 on-base percentage, a .549 slugging mark and a .924 OPS in 155 games with the Mariners.
- **Leader** - Led the American League in RBI with 119...is the first Mariner to lead the AL in RBI since Bret Boone did so with 141 RBI in 2001...overall, is the 4th Mariner to lead the AL in RBI, joining Ken Griffey Jr. (147 RBI, 1997), Edgar Martinez (145 RBI, 2000) and Boone (141 RBI, 2001)...becomes is the 6th Mariner (done 13x) to lead the American League in a Triple Crown category, joining Alex Rodriguez (batting), Boone (RBI), Martinez (batting, RBI), Ichiro Suzuki (batting) and Griffey Jr. (home runs, RBI); he is the first to do so since Ichiro led the AL in batting with a .372 mark in 2004.
- **Aging Gracefully** - At the age of 36, is tied with Kansas City's Hal McRae, who led the AL with 133 RBI in 1982, as the 2nd-oldest player to lead the AL outright in RBI...only Edgar Martinez, who was 37 when he collected a league-leading 145 RBI for the Mariners in 2000, has been older when leading the Junior Circuit outright in RBI (David Ortiz-BOS was 40 in 2016 when he shared the AL lead with Edwin Encarnacion-TOR with 127 RBI).
- **Notable** - Named the Mariners Player of the Year by the Seattle chapter of the Baseball Writers Association of America.
- **Designated to Homer** - Hit 38 home runs as a DH, most in club history (previous: Edgar Martinez, 37 HR, 2000).
- **RBI Machine** - Collected at least 100 RBI for the 2nd consecutive season (also: 105 RBI, 2016)...is the 10th Mariner with multiple seasons of 100+ RBI, joining Ken Griffey Jr., Edgar Martinez, Alex Rodriguez, Raul Ibanez, Bret Boone, Jay Buhner, Richie Sexson, John Oleurd and Alvin Davis.
- **Milestone Home Run** - Belted his 300th career home run on July 7 vs. Oakland...became the 7th player to hit his 300th career home run with the Mariners, joining Willie Horton (1979), Ken Griffey Jr. (1998), Jay Buhner (2000), Edgar Martinez (2004), Richie Sexson (2008) and Raul Ibanez (2013).
- **Keeping it 100** - Recorded his 100th home run as a Mariner on June 4 vs. Tampa Bay in his 362nd game with Seattle...his 362 games to 100 home runs with a single team are T5th-fewest in Major League history...trails only Babe Ruth-NYY (250 G, 8/18/1921), Alex Rodriguez-TEX (295 G, 8/30/02), Roger Maris-NYY (297 G, 10/1/1961) and Cecil Fielder-DET (335 G, 4/20/92) while tied with Carlos Peña-TB (362 G, 6/27/09).
- **Shooting Star** - Made his 5th career All-Star Game appearance...went 0-for-2 in Miami.
- **They Come in Bunches** - 36-of-his-38 home runs came during 5 stretches of 19 games-or-fewer...hit 7 home runs in a 15-game span from April 14-30...hit 5 home runs in a 13-game stretch, May 11-25...homered in back-to-back games, June 3 and 4...hit 6 home runs in a 9-game span from July 5 - 17...hit 11 home runs in an 18-game stretch, July 30 - August 19...hit 8 home runs in an 19-game stretch, September 9-28.
- **Batting Clean-Up** - Led the Major Leagues with 108 RBI while batting clean-up...ranked ahead of Khris Davis-OAK (107), Adam Duvall-CIN (93), Travis Shaw-MIL (92) and Marcell Ozuna-MIA (88).
- **He'll Drive You In** - Since 2014, has totaled 425 RBI, 3rd-most in the Majors during that span...only Nolan Arenado (454) and Edwin Encarnacion (443) have more RBI than Cruz over the last 4 seasons.
- **In the Clutch** - Recorded 3 walk-off hits this season: April 16 vs. Texas (single), July 22 vs. New York-AL (single) and September 22 vs. Cleveland (home run)...his walk-off home run marked his 5th career walk-off homer (last: 9/10/10 vs. NYY w/TEX).
- **Walk it Off** - His 3 walk-off hits equalled the Mariners single-season club record, shared by 8 other Mariners: Bruce Bochte (1980), Tom Paciorek (1981), Todd Cruz (1982), Al Cowens (1984), Jim Presley (1986), Russ Davis (1997), Jose Lopez (2009) and Ichiro Suzuki (2009).
- **Road Runner** - Led the AL with 59 RBI on the road, ahead of Mookie Betts-BOS (57), Edwin Encarnacion-TOR (57) and Justin Upton-DET/LAA (57).
- **Run Producer** - Tallied 50 hits with runners in scoring position, 2nd-most in the American League, trailing only teammate **Robinson Canó** (51)...ranked ahead of Mookie Betts-BOS (49) and Eric Hosmer-KC (49).
- **Getting the Go Ahead** - Ranked T2nd in the American League (also: Albert Pujols-LAA) with 29 go-ahead RBI, trailing Oakland's Khris Davis (31).
- **Going the Extra Mile** - Hit a go-ahead solo home run in the 10th inning of Seattle's 7-6 win on July 16 at Chicago-AL...since 2009, leads the Major Leagues with 11 home runs during extra innings, ranking ahead of Brian McCann (9), Matt Kemp (8), Chris Davis (7) and Justin Upton (7).
- **Taking One for the Team** - Ranked 6th in the American League with 12 HBP.
- **Slow Start** - In his first 18 games of the season (4/3-21), hit .246 (16x65) with 6 runs, 4 doubles, 2 home runs and 8 RBI, but more than doubled his RBI total in his next 3 games (4/22-25) with 9 RBI, bringing his season total to 17.
- **Heating Up** - From April 22 - May 25, hit .330 (32x97) with 14 runs, 4 doubles, 10 home runs, 32 RBI, 13 walks, a .398 on-base percentage, a .680 slugging mark and a 1.079 OPS in 28 games.
- **Streak** - Hit safely in 15 consecutive games, April 19 - May 6, batting .439 (25x57) with 11 runs, 5 doubles, 5 home runs, 20 RBI, 10 walks, a .507 on-base percentage, a .789 slugging mark and a 1.297 OPS...marked the 3rd longest streak of his career, trailing only his career-high 21-game hitting streak with Seattle, July 21 - August 11, 2015 and his 19-game hitting streak with Texas, July 8-31, 2010.
- **2nd Half Surge** - Hit safely in 26-of-his-first-33 games following the All-Star Break (7/14-8/19), batting .302 (38x126) with 25 runs, 7 doubles, 14 home runs, 30 RBI, 15 walks, a .388 on-base percentage, a .690 slugging mark and a 1.078 OPS...among American League leaders during that span, ranked T1st in home runs, 2nd in slugging (.690), 3rd in OPS (1.078) and 4th in RBI (30).
- **Back-to-Back-to-Back Jacks** - Homered in 4 consecutive games (9/20-23), matching the 3rd-longest streak of his career (also: 4/1-4/11 w/ TEX)...has homered in 5 straight games twice in his career, both in 2015 with the Mariners (4/11-15/15 and 7/31-8/4/15).

AL RBI LEADERS

Rk.	Player	RBI
1.	Nelson Cruz-SEA.....	119
2.	Aaron Judge-NYY.....	114
3.	Khris Davis-OAK.....	110
4.	Justin Upton-DET/LAA.....	109
5.	Edwin Encarnacion-CLE.....	107

AL HOME RUN LEADERS

Rk.	Player	HR
1.	Aaron Judge-NYY.....	52
2.	Khris Davis-OAK.....	43
3.	Joey Gallo-TEX.....	41
4.	Nelson Cruz-SEA.....	39
5.	Edwin Encarnacion-CLE.....	38
	Logan Morrison-TB.....	38
	Mike Moustakas-KC.....	38
	Justin Smoak-TOR.....	38

AL SLUGGING LEADERS

Rk.	Player	SLG
1.	Mike Trout-LAA.....	.629
2.	Aaron Judge-NYY.....	.627
3.	Jose Ramirez-CLE.....	.583
	Jose Abreu-CWS.....	.552
5.	Nelson Cruz-SEA.....	.549

AL OPS LEADERS

Rk.	Player	OPS
1.	Mike Trout-LAA.....	1.071
2.	Aaron Judge-NYY.....	1.049
3.	Jose Altuve-HOU.....	.957
	Jose Ramirez-CLE.....	.957
5.	Nelson Cruz-SEA.....	.924

2017 Splits	AVG	G	AB	R	H	2B	3B	HR	RBI	BB	IBB	SO	HBP	SB	CS	OBP	SLG	OPS
Total	.288	155	556	91	160	28	0	39	119	70	7	140	12	1	1	.375	.549	.924
vs. Left	.229	-	131	-	30	2	0	8	23	35	7	35	5	1	0	.407	.427	.834
vs. Right	.306	-	425	-	130	26	0	31	96	35	0	105	7	0	1	.364	.586	.950
Home	.300	79	287	43	86	13	0	19	60	35	1	72	4	0	1	.380	.544	.923
Away	.275	76	269	48	74	15	0	20	59	35	6	68	8	1	0	.370	.554	.924
Day	.292	52	185	32	54	8	0	15	48	21	1	47	6	0	0	.377	.578	.955
Night	.286	103	371	59	106	20	0	24	71	49	6	93	6	1	1	.374	.534	.908
RISP	.340	-	147	-	50	7	0	11	83	25	5	33	2	0	0	.425	.612	1.038
Bases Loaded	.571	-	7	-	4	1	0	0	8	1	0	3	0	0	0	.625	.714	1.339
Pre-All Star	.292	85	298	42	87	17	0	17	70	37	2	64	4	1	0	.372	.520	.892
Post-All Star	.283	70	258	49	73	11	0	22	49	33	5	76	8	0	1	.379	.581	.960
April	.315	25	89	14	28	6	0	7	23	15	0	23	1	1	0	.407	.618	1.025
May	.245	27	94	9	23	2	0	5	19	10	0	18	0	0	0	.314	.426	.740
June	.297	25	91	16	27	9	0	2	17	11	2	21	2	0	0	.381	.462	.842
July	.239	25	88	12	21	1	0	7	20	11	3	25	3	0	0	.340	.489	.828
August	.341	25	91	20	31	7	0	10	24	9	0	21	3	0	0	.413	.747	1.161
September	.300	27	100	20	30	3	0	8	16	14	2	31	2	0	1	.397	.570	.967
October	.000	1	3	0	0	0	0	0	0	0	0	1	1	0	0	.250	.000	.250

Hitters Notes



#1 - JARROD DYSON, OF

B/T: L/R • Ht: 5-10 • Wt: 165 • Service: 6.088 • Born: 08-15-1984 in McComb, MS (Age: 33)

- **The Totals** - Hit .251 (87x346) with 56 runs, 13 doubles, 3 triples, 5 home runs, 30 RBI, 10 HBP, 28 walks and 28 stolen bases in 111 games with the Mariners.
- **The Injury** - Missed the final 26 games of the season with a sport hernia/core muscle injury...underwent season-ending surgery on Sept. 14.
- **Off to the Races** - His 28 stolen bases ranked 7th in the American League...marked the most steals by a Mariner since 2011 when Ichiro had 40 stolen bases.
- **Speed Racer** - Tallied 28 stolen bases, his 6th consecutive season with at least 20 steals...is one of 3 players in the Major Leagues to record 20+ steals in every season since 2012, joining Elvis Andrus and Jose Altuve.
- **Arms Race** - Led the Major Leagues with 6 doubles plays turned as an outfielder...ranked T6th in MLB (also: Andrew Benintendi-BOS) with 11 outfield assists.
- **Department of Defense** - Collected 15 Defensive Runs Saved, tied for 5th-most by American League outfielders (also: Aaron Hicks-NYY and Kevin Pillar-TOR), according to *FanGraphs*...trailed only Mookie Betts-BOS (31), Byron Buxton-MIN (24), Kevin Kiermaier-TB (22) and Brett Gardner-NYY (20).
- **Getting Defensive** - Made 99 starts, 87 in center field and 12 in left field.
- **Goodbye Baseball** - Belted 5 home runs, a career-high (previous: 2, 2x, last: 2015 w/Kansas City).
- **Extending the Lineup** - Made 32 starts batting 8th in the lineup, most of any spot in the batting order...overall, hit .308 (33x107) with 23 runs, 7 doubles, 1 triple, 3 home runs, 15 RBI, 10 walks, a .388 on-base percentage, a .477 slugging mark and an .865 OPS when batting 8th...among all players with at least 120 plate appearances batting 8th this season, ranked 2nd in batting (.308) and 3rd in on-base (.388) and OPS (.865).
- **Do the Splits** - Against right-handed pitchers, hit .271 (79x291) with 13 doubles, 3 triples, 5 home runs and 29 RBI...vs. lefties, hit .145 (8x55) with 1 RBI.
- **Wearing It** - Took 10 HBP, which ranked T10th-most in the American League (also: Robinson Chirinos-TEX and Gary Sanchez-NYY).
- **A Painful Record** - Equaled the Major League record with 3 HBP on May 16 vs. Oakland...became the 22nd player (done 26x) in Major League history since 1913 to record 3 HBP in a game (last: Brandon Guyer, 4/21/16 at BOS w/TB).
- **Speed and Power** - Homered and stole two bases on May 18 vs. Chicago-AL...became the 11th Mariner (done 20x) in club history to hit a home run and record at least 2 steals in a game (last: Michael Saunders, 6/23/12 at SD).
- **June Bloom** - Hit .333 (27x81) with 19 runs, 6 doubles, 1 triple, 2 home runs, 8 RBI and 5 steals in 24 games in the month of June...his .333 average was T12th-best in the American League in June (also: Lorenzo Cain-KC, Mikie Mahtook-DET, Justin Smoak-TOR and George Springer-HOU).

2017 Splits	AVG	G	AB	R	H	2B	3B	HR	RBI	BB	IBB	SO	HBP	SB	CS	OBP	SLG	OPS
Total	.251	111	346	56	87	13	3	5	30	28	2	55	10	28	7	.324	.350	.674
vs. Left	.145	-	55	-	8	0	0	0	1	4	0	6	2	4	1	.230	.145	.375
vs. Right	.271	-	291	-	79	13	3	5	29	24	2	49	8	24	6	.342	.388	.730
Home	.263	60	175	39	46	7	2	2	16	18	0	29	8	14	3	.356	.360	.716
Away	.240	51	171	17	41	6	1	3	14	10	2	26	2	14	4	.288	.339	.627
Day	.301	35	93	13	28	3	1	1	8	14	2	16	2	11	4	.404	.387	.791
Night	.233	76	253	43	59	10	2	4	22	14	0	39	8	17	3	.292	.336	.628
RISP	.241	-	87	-	21	4	0	0	24	12	2	17	1	4	3	.333	.287	.621
Bases Loaded	.455	-	11	-	5	1	0	0	9	0	0	2	0	0	0	.455	.545	1.000
Pre-All Star	.258	82	256	48	66	13	3	5	22	23	2	43	10	20	5	.340	.391	.731
Post-All Star	.233	29	90	8	21	0	0	0	8	5	0	12	0	8	2	.274	.233	.507
April	.229	25	83	11	19	3	0	0	5	5	0	9	4	8	2	.298	.265	.563
May	.203	25	74	14	15	3	1	2	8	11	2	15	4	6	1	.337	.351	.688
June	.333	24	81	19	27	6	1	2	8	4	0	16	1	5	1	.372	.506	.878
July	.179	21	56	7	10	1	1	1	4	4	0	11	1	4	1	.246	.286	.532
August	.340	14	47	5	16	0	0	0	5	4	0	4	0	5	2	.392	.340	.733
September	.000	2	5	0	0	0	0	0	0	0	0	0	0	0	0	.000	.000	.000

#16 - BEN GAMEL, OF

B/T: L/L • Ht: 5-11 • Wt: 185 • Service: 1.029 • Born: 5-17-92 in Neptune Beach, FL (Age: 25)

- **The Totals** - Hit .275 (140x509) with 68 runs, 27 doubles, 5 triples, 11 home runs and 59 RBI in 134 games with the Mariners.
- **Rookie Leader** - Among Major League rookies, ranked 2nd in doubles (27), 4th in batting (.275), T5th in hits (140), 6th in runs (68) and 7th in OBP (.322).
- **Multi-Hit Madness** - Despite not joining the club until April 26, ranked 4th among Mariners in multi-hit games with 40...trailed Robinson Canó (47), Jean Segura (45) and Nelson Cruz (44).
- **Start it Up** - Made 127 starts in the outfield, 4th-most by a **rookie** in club history, trailing Ruppert Jones in 1977 (154), Ichiro Suzuki in 2001 (148) and Jeremy Reed in 2005 (129)...led all Mariners this season in outfield starts.
- **3 x 10** - Had 3 separate hitting streaks of at least 10 games each...one of 8 Major Leaguers with at least 3 hitting streak of 10-or-more games apiece (also: Charlie Blackmon-COL, Brett Gardner-NYY, Dee Gordon-MIA, Francisco Lindor-MIN, Odubel Herrera-PHI, Mike Moustakas-KC and Joey Votto-CIN)...Gamel hit safely in 16 consecutive games, July 14-30, batting .319 (22x69) with 13 runs, 3 doubles, 2 triples, 2 home runs and 7 RBI...posted a 15-game hitting streak, June 9-23, batting .444 (28x63) with 17 runs, 7 doubles, 2 home runs and 8 RBI...from May 28 - June 7, hit safely in 10 straight games, batting .410 (16x39) with 7 runs, 1 double, 1 triple and 2 RBI.
- **Impact Arrival** - After being recalled from AAA Tacoma on April 26, hit safely in 40-of-his-first-53 games (4/26-6/23), batting .353 (72x204) with 39 runs, 14 doubles, 2 triples, 4 home runs, 25 RBI, 21 walks, a .410 on-base percentage, a .500 slugging mark and a .910 OPS during that span...among Major League leaders during that span, ranked T1st in batting (.353), T3rd in hits (72), 6th in times on base (94), 9th in OBP (.410) and T10th in runs (39).
- **This is 40** - Collected 42 hits in June, becoming the 2nd Mariners rookie in club history with at least 40 hits in a month (also: Ichiro, 47 H, May 2001 and 51 H, August 2001); later joined by Mitch Haniger, who tallied 42 hits in September, 2017...became the 13th player in club history to record 40+ hits in a month (done 40x)...joins Jean Segura (43 H in May) and Mitch Haniger (42 H in September) as the only Mariners to accomplish this feat in 2017.
- **Nice Month** - Hit .393 (42x107) with 22 runs, 8 doubles, 2 home runs, 11 RBI and 6 walks in 26 games in the month of June...led the Majors in hits in June while ranking 2nd in batting...became the 6th Mariner in club history to hit at least .390 in a month (min. 100 AB), joining Alex Rodriguez, Edgar Martinez (3x), Ichiro Suzuki (7x), Joey Cora and Raul Ibañez...is the 2nd Mariners rookie to hit at least .390 in a month (min. 100 AB), joining Ichiro (May and August, 2001).
- **Do the Splits** - Hit .275 vs. left-handed pitchers and .275 against right-handed pitchers...vs. right-handers, hit .275 (107x389) with 19 doubles, 3 triples, 10 home runs, 44 RBI, a .329 on-base percentage, a .416 slugging mark and a .746 OPS...against lefties, hit .275 (33x120) with 8 doubles, 2 triples, 1 home runs, 15 RBI, a .299 on-base percentage, a .400 slugging mark and a .699 OPS.
- **Setting the Table** - When leading off an inning, hit .322 (37x115), T10th-best in the American League (also: Mike Moustakas-KC).
- **Five Spot** - Reached base 5 times via hit or walk twice this season: May 4 vs. Los Angeles-AL and May 9 at Philadelphia.
- **Big Ben** - Went 4-for-5 with 3 runs, 1 double, 1 home run and 4 RBI on May 9 at Philadelphia...threw out the potential go-ahead run at the plate on a 9-2 double play in the 8th inning...became the 2nd Mariners rookie to record at least 4 hits, 1 double, 1 home run and 4 RBI in a game (also: Kenji Johjima, 6/24/06 at SD).
- **Getting Defensive** - Made his first career defensive appearance at 1st base on June 16 at Texas.
- **Tacoma Time** - Began the season with AAA Tacoma, where he hit .300 (18x60) with 6 runs, 1 double, 1 triple, 1 home run and 8 RBI in 19 games...recalled by Seattle on April 26.



Hitters Notes

2017 Splits	AVG	G	AB	R	H	2B	3B	HR	RBI	BB	IBB	SO	HBP	SB	CS	OBP	SLG	OPS
Total	.275	134	509	68	140	27	5	11	59	36	1	122	1	4	1	.322	.413	.735
vs. Left	.275	-	120	-	33	8	2	1	15	4	0	38	1	0	1	.299	.400	.699
vs. Right	.275	-	389	-	107	19	3	10	44	32	1	84	0	4	0	.329	.416	.746
Home	.280	68	254	30	71	16	4	5	30	15	0	70	1	1	0	.319	.433	.752
Away	.271	66	255	38	69	11	1	6	29	21	1	52	0	3	1	.326	.392	.718
Day	.265	43	155	19	41	4	2	3	13	9	0	29	1	2	1	.309	.374	.683
Night	.280	91	354	49	99	23	3	8	46	27	1	93	0	2	0	.328	.429	.758
RISP	.287	-	115	-	33	5	1	4	47	12	1	32	0	0	0	.346	.452	.798
Bases Loaded	.429	-	7	-	3	0	0	0	8	2	0	1	0	0	0	.556	.429	.984
Pre-All Star	.323	66	254	42	82	16	2	4	29	24	0	68	1	2	0	.379	.449	.828
Post-All Star	.227	68	255	26	58	11	3	7	30	12	1	54	0	2	1	.262	.376	.639
April	.263	5	19	3	5	1	0	1	3	2	0	5	0	0	0	.333	.474	.807
May	.316	26	95	16	30	6	2	1	13	14	0	33	0	0	0	.396	.453	.849
June	.393	26	107	22	42	8	0	2	11	6	0	23	1	2	0	.426	.523	.949
July	.255	26	106	15	27	4	2	2	9	5	0	28	0	1	0	.288	.387	.675
August	.161	25	87	4	14	2	0	1	8	6	0	11	0	1	1	.215	.218	.433
September	.231	25	91	8	21	6	1	4	15	3	1	21	0	0	0	.255	.451	.706
October	.250	1	4	0	1	0	0	0	0	0	0	1	0	0	0	.250	.250	.500

#17 - MITCH HANIGER, OF

B/T: R/R • Ht: 6-2 • Wt: 215 • Service: 1.048 • Born: Mountain View, CA (Age: 26)

- **The Totals** - Hit .282 (104x369) with 58 runs, 25 doubles, 2 triples, 16 home runs, 47 RBI, 31 walks, a .352 on-base percentage, a .491 slugging percentage and an .843 OPS in 96 games with the Mariners.
- **Table-Setter** - Hit .318 (69x217) with 45 runs, 16 doubles, 2 triples, 11 home runs, 30 RBI, 24 walks, a .401 on-base percentage, a .562 slugging mark and a .963 OPS while batting 2nd in the order...his .318 average ranked 5th-best among #2 hitters in the Majors and 3rd-best in the AL.
- **He's On First** - Recorded a 13-game hitting streak, April 6-19, batting .380 (19x50) with 13 runs, 4 doubles, 4 home runs and 15 RBI...his 13-game hitting streak is tied for the 6th-longest hitting streak by a rookie in club history (also: Ichiro Suzuki, 9/21 – 10/7/01).
- **In a Starting Role** - Despite missing 60 games due to two appearances on the disabled list, made 95 starts in the outfield, 8th-most in club history by a rookie...trails Ruppert Jones in 1977 (154), Ichiro Suzuki in 2001 (148), Jeremy Reed in 2005 (129), Ben Gamel in 2017 (127), Ken Griffey Jr. in 1989 (120), Guillermo Heredia in 2017 (104) and Danny Tartabull in 1986 (100).
- **Bases Unloaded** - Hit .545 (6x11) with 2 doubles, 1 home run and 14 RBI with the bases loaded...his .545 average with the bases loaded ranked T3rd-best in the American League (also: Yuli Gurriel-HOU, Joe Mauer-MIN and Dustin Pedroia-BOS).
- **Best vs. the West** - In 55 games vs. American League West opponents, hit .317 (70x221) with 38 runs, 16 doubles, 2 triples, 12 home runs, 28 RBI, a .381 on-base percentage, a .570 slugging mark and a .951 OPS...among players with at least 175 plate appearances against the AL West, ranked 3rd in batting (.317), slugging (.570) and OPS (.951), 4th in OBP (.381), 5th in extra-base hits (30), T5th in doubles (16) and T9th in home runs (12).
- **No Friend to the Athletics** - In 14 games against Oakland, hit .375 (21x56) with 11 runs, 6 doubles, 1 triple, 4 home runs, 9 RBI, a .407 on-base percentage, a .732 slugging mark and an 1.139 OPS...among all players vs. the Athletics, ranked 1st in extra-base hits (11), T2nd in doubles (6), 3rd in hits (21), T4th in home runs (4), 7th in slugging (.732), 8th in OPS (1.139), T8th in runs (11) and 9th in batting (.375).
- **Off and Running** - In 21 games in the month of April, hit .342 (27x79) with 20 runs, 7 doubles, 1 triple, 4 home runs, 16 RBI, 13 walks, a .447 on-base percentage, a .608 slugging mark and a 1.054 OPS.
- **Youth is Served** - Among all rookies in the month of April, ranked 1st in doubles (7) and on-base percentage (.447), T1st in walks (13), 2nd in batting (.342), runs (20), RBI (16), OPS (1.054), extra-base hits (12) and total bases (48), 3rd in hits (27) and slugging (.608) and T5th in home runs (4).
- **April Rookie Records** - Set the Mariners all-time rookie record for runs scored in April with 20...also ranked tied with Alvin Davis (1984) for the most extra-base hits (12) and tied with Rich Amaral (1993) for the most doubles (7) by a Mariners rookie in April...also ranked 2nd in batting (.341), hits (27), OBP (.447), slugging (.608), OPS (1.054), T2nd in RBI (16), 3rd in total bases (48) and T3rd in home runs (4).
- **Tale of the 2nd Half** - Following the All-Star Break, hit .290 (56x193) with 23 runs, 13 doubles, 1 triple, 9 home runs, 24 RBI, 8 walks, a .328 on-base percentage, a .508 slugging mark and an .836 OPS in 49 games...his .508 slugging marks is tops in the 2nd half among all Mariners rookies in club history while also ranking 4th in batting (.290), T5th in home runs (9) and T6th in extra-base hits (23).
- **September Surge** - Hit .365 (42x115) with 17 runs, 8 doubles, 1 triple, 7 home runs, 14 RBI, a .387 on-base percentage, a .635 slugging mark and a 1.021 OPS in 27 games in the month of September...among American League leaders in September, ranked T1st in hits (42), 4th in batting (.365), T5th in extra-base hits (16), T6th in doubles (8) and 8th in slugging (.635) and OPS (1.021).
- **Hit After Hit** - Tallied 42 hits in the month of September, becoming one of 3 Mariners rookies in club history (done 4x) to record at least 40 hits in a calendar month...joins Ichiro (47 H in May, 2001 and 51 H in August, 2001) and Ben Gamel (42 H in June, 2017).
- **High Five** - Went 5-for-5 with 1 run and 3 doubles on September 30 at Los Angeles-AL...became the 32nd Mariner (done 45x) in club history to record 5-or-more hits in a game (last: Robinson Canó, 8/16/15 at BOS)...became the 4th Mariners rookie all-time with 5 hits in a game (last: Mike Carp, 9/20/11 at MIN)...became the first Mariner ever to collect 5 hits and 3 doubles in a game.
- **Historic** - After going 5-for-5 with 3 doubles on September 30 at Los Angeles-AL, became the 14th rookie in MLB history (since 1901) to collect at least 5 hits and 3 doubles in a game (last: Warren Cromartie-MON, 7/4/1977 - #1 at CHC).
- **DL Stints** - Made two trips to the disabled list...on the 10-day DL, April 26 – June 11 with a strained right oblique, missing 42 games...included a rehab assignment with AAA Tacoma...on the 10-day DL, July 30 – August 18 with a facial laceration, missing 18 games... included a rehab assignment with Tacoma.

2017 Splits	AVG	G	AB	R	H	2B	3B	HR	RBI	BB	IBB	SO	HBP	SB	CS	OBP	SLG	OPS
Total	.282	96	369	58	104	25	2	16	47	31	0	93	9	5	4	.352	.491	.843
vs. Left	.250	-	92	-	23	2	2	4	11	5	0	19	0	1	0	.289	.446	.734
vs. Right	.292	-	277	-	81	23	0	12	36	26	0	74	9	4	4	.372	.505	.877
Home	.286	49	182	21	52	9	1	6	22	17	0	46	5	4	4	.363	.445	.808
Away	.278	47	187	37	52	16	1	10	25	14	0	47	4	1	0	.341	.535	.876
Day	.263	31	114	18	30	7	0	5	17	11	0	32	4	2	3	.349	.456	.805
Night	.290	65	255	40	74	18	2	11	30	20	0	61	5	3	1	.354	.506	.859
RISP	.262	-	84	-	22	3	0	3	29	12	0	20	3	0	3	.374	.405	.778
Bases Loaded	.545	-	11	-	6	2	0	1	14	1	0	0	0	0	0	.583	1.000	1.583
Pre-All Star	.273	47	176	35	48	12	1	7	23	23	0	50	6	3	2	.376	.472	.847
Post-All Star	.290	49	193	23	56	13	1	9	24	8	0	43	3	2	2	.328	.508	.836
April	.342	21	79	20	27	7	1	4	16	13	0	20	2	2	1	.447	.608	1.054
June	.231	17	65	13	15	2	0	2	6	10	0	24	4	1	1	.367	.354	.721
July	.176	20	68	3	12	4	0	1	2	3	0	13	2	0	0	.233	.279	.512
August	.211	10	38	5	8	4	0	2	9	2	0	9	0	0	0	.250	.474	.724
September	.365	27	115	17	42	8	1	7	14	3	0	27	1	2	2	.387	.635	1.021
October	.000	1	4	0	0	0	0	0	0	0	0	0	0	0	0	.000	.000	.000

Hitters Notes



#13 - JACOB HANNEMANN, OF

B/T: L/L • Ht: 6-1 • Wt: 200 • Service: 0.027 • Born: Kahaku, HI (Age: 26)

- **MLB Totals** - Went 3-for-20 (.150) with 3 runs, 1 home run and 1 RBI in 11 games with the Mariners.
- **Welcome to Seattle** - Claimed off waivers by Seattle from Chicago-NL on September 4...reported to the club on September 5.
- **Debut** - Made his Major League debut as a pinch-hitter on September 9 vs. Los Angeles-AL...went 0-for-1 and remained in the game in left field.
- **First Things First** - Recorded his first career hit, a pinch-hit, infield single, in the 8th inning on September 16 at Houston.
- **Goodbye Baseball** - Belted his first career home run (a solo home run) off of Ricky Nolasco on September 30 at Los Angeles-AL.
- **Minor Beginnings** - Split the season between AA Tennessee and AAA Iowa in the Cubs organization this season...began the season with Tennessee, where he hit .180 (22x122) with 17 runs, 9 doubles, 1 triple, 1 home run, 6 RBI, 14 walks and 6 stolen bases...in 80 games with Iowa, hit .265 (76x287) with 40 runs, 23 doubles, 1 triple, 5 home runs, 26 RBI, 24 walks and 23 steals.

2017 Splits	AVG	G	AB	R	H	2B	3B	HR	RBI	BB	IBB	SO	HBP	SB	CS	OBP	SLG	OPS
Total	.150	11	20	3	3	0	0	1	1	0	0	4	0	0	1	.150	.300	.450
vs. Left	.000	-	2	-	0	0	0	0	0	0	0	1	0	0	0	.000	.000	.000
vs. Right	.167	-	18	-	3	0	0	1	1	0	0	3	0	0	1	.167	.333	.500
Home	.000	3	1	0	0	0	0	0	0	0	0	0	0	0	0	.000	.000	.000
Away	.158	8	19	3	3	0	0	1	1	0	0	4	0	0	1	.158	.316	.474
Day	.222	4	9	2	2	0	0	0	0	0	0	1	0	0	1	.222	.222	.444
Night	.091	7	11	1	1	0	0	1	1	0	0	3	0	0	0	.091	.364	.455
RISP	.000	-	4	-	0	0	0	0	0	0	0	1	0	0	0	.000	.000	.000
Post-All Star	.150	11	20	3	3	0	0	1	1	0	0	4	0	0	1	.150	.300	.450
September	.176	10	17	3	3	0	0	1	1	0	0	4	0	0	1	.176	.353	.529
October	.000	1	3	0	0	0	0	0	0	0	0	0	0	0	0	.000	.000	.000

#5 - GUILLERMO HEREDIA, OF

B/T: R/L • Ht: 5-10 • Wt: 180 • Service: 1.054 • Born: 1-31-91 in Matanzas, Cuba (Age: 26)

- **The Totals** - Hit .249 (96x386) with 43 runs, 16 doubles, 6 home runs and 24 RBI in 123 games with the Mariners.
- **Medical Update** - Underwent successful surgery on his right shoulder to repair a Bankart lesion on Oct. 9, performed by Dr. John Uribe in Miami, Florida.
- **For Starters** - Made 104 starts in the outfield, 6th-most in club history by a rookie, trailing Ruppert Jones in 1977 (154), Ichiro Suzuki in 2001 (148), Jeremy Reed in 2005 (129), Ben Gamel in 2017 (127) and Ken Griffey Jr. in 1989 (120).
- **The Opener** - Named to his first Opening Day roster.
- **Do the Splits** - Hit .310 (40x129) with 7 double, 3 home runs, 13 RBI, a .360 on-base percentage and a .434 slugging mark vs. left-handed pitchers...against right-handers, hit .218 (56x257) with 9 doubles, 3 home runs, 11 RBI, a .294 on-base percentage and a .288 slugging mark.
- **Wear It** - His 11 HBP ranked 7th in the American League (also: Jonathan Schoop-BAL and George Springer-HOU).
- **Solid Start** - From the beginning of the season through August 18, hit .286 (83x290) with 39 runs, 14 doubles, 6 home runs, 22 RBI and 18 walks in 90 games.
- **Tough Finish** - While dealing with a Bankart lesion in his right shoulder, hit .135 (13x96) with 4 runs, 2 doubles, 2 RBI and 9 walks in 33 games from August 19 through the end of the season.
- **Walk It Off** - Delivered a pinch-hit, walk-off single in the 9th inning on May 18 vs. Chicago-AL...became the 16th different Mariner (done 17x) to record a pinch-hit, walk-off base hit (last: Adam Lind, 7/18/16 vs. CWS, 3-run home run).
- **Clutch** - Played a key role in the Mariners 6-5, 13-inning, 4-hour and 59-minute victory on July 25 vs. Boston...went 3-for-6 with 2 runs, 1 home run and 3 RBI...belted a 3-run home run in the 2nd inning... singled with two outs in the bottom of the 13th and eventually scored the game-winning run.
- **Funny Line** - Recorded 4 plate appearances (SF, 2 IBB, HBP) but zero official at-bats on August 23 at Atlanta...became the 2nd Mariner in club history to not record an official at-bat while recording 2 walks, 1 HBP and 1 sacrifice fly (also: Ken Griffey Jr., 4/28/96 at MIL).

2017 Splits	AVG	G	AB	R	H	2B	3B	HR	RBI	BB	IBB	SO	HBP	SB	CS	OBP	SLG	OPS
Total	.249	123	386	43	96	16	0	6	24	27	2	64	11	1	5	.315	.337	.652
vs. Left	.310	-	129	-	40	7	0	3	13	8	0	21	2	0	3	.360	.434	.794
vs. Right	.218	-	257	-	56	9	0	3	11	19	2	43	9	1	2	.294	.288	.582
Home	.239	62	197	26	47	8	0	4	16	12	0	30	7	1	3	.306	.340	.646
Away	.259	61	189	17	49	8	0	2	8	15	2	34	4	0	2	.325	.333	.659
Day	.263	42	137	14	36	7	0	3	7	10	0	22	5	0	1	.336	.380	.715
Night	.241	81	249	29	60	9	0	3	17	17	2	42	6	1	4	.304	.313	.617
RISP	.226	-	84	-	19	4	0	2	19	6	2	14	3	0	0	.298	.345	.643
Bases Loaded	.000	-	5	-	0	0	0	0	1	0	0	3	1	0	0	.167	.000	.167
Pre-All Star	.274	64	208	28	57	4	0	5	13	16	0	28	5	1	3	.341	.365	.706
Post-All Star	.219	59	178	15	39	12	0	1	11	11	2	36	6	0	2	.286	.303	.589
April	.327	14	49	7	16	2	0	2	3	3	0	5	0	0	1	.365	.490	.855
May	.284	27	95	10	27	1	0	1	6	7	0	14	3	1	1	.352	.326	.679
June	.246	19	57	10	14	1	0	2	4	2	0	9	2	0	1	.295	.368	.664
July	.229	19	48	8	11	3	0	1	6	5	0	7	3	0	1	.339	.354	.693
August	.269	22	67	4	18	8	0	0	5	5	2	15	2	0	1	.333	.388	.721
September	.143	22	70	4	10	1	0	0	0	5	0	14	1	0	0	.211	.157	.368

#28 - MIKE MARJAMA, C

B/T: R/R • Ht: 6-2 • Wt: 205 • Service: 0.031 • Born: 07-20-1989 in Roseville, CA (Age: 28)

- **The Totals** - Went 3-for-9 (.333) with 1 run, 1 double, 1 home run and 1 RBI in 5 games with the Mariners.
- **Seattle-Bound** - Acquired by Seattle along with RHP Ryan Garton from Tampa Bay for minor leaguers Anthony Misiewicz (lhp) and Luis Rengifo (inf) on Aug. 6.
- **Debut** - Made his Major League debut as a defensive replacement (catcher) in the 9th inning on September 3 vs. Oakland.
- **First Things First** - Made his first Major League start on September 27 at Oakland, going 2-for-4 with a double...singled to left in the 5th for his first career hit.
- **Goodbye Baseball** - Hit his first career Major League home run (a solo home run) in the 8th inning on October 1 at Los Angeles-AL.
- **Rainier Land** - Hit .167 (13x78) with 5 runs, 3 doubles, 1 triple, 3 home runs and 12 RBI in 21 games with AAA Tacoma.
- **Durham Report** - In 72 games with AAA Durham (Tampa Bay), hit .274 (72x263) with 32 runs, 16 doubles, 1 triple, 9 home runs, 21 walks and 51 RBI.

2017 Splits	AVG	G	AB	R	H	2B	3B	HR	RBI	BB	IBB	SO	HBP	SB	CS	OBP	SLG	OPS
Total	.333	5	9	1	3	1	0	1	1	0	0	1	0	0	0	.333	.778	1.111
vs. Left	1.000	-	1	-	1	0	0	1	1	0	0	0	0	0	0	1.000	4.000	5.000
vs. Right	.250	-	8	-	2	1	0	0	0	0	0	1	0	0	0	.250	.375	.625
Home	.000	2	1	0	0	0	0	0	0	0	0	0	0	0	0	.000	.000	.000
Away	.375	3	8	1	3	1	0	1	1	0	0	1	0	0	0	.375	.875	1.250
Day	.429	3	7	1	3	1	0	1	1	0	0	1	0	0	0	.429	1.000	1.429
Night	.000	2	2	0	0	0	0	0	0	0	0	0	0	0	0	.000	.000	.000
Post-All Star	.333	5	9	1	3	1	0	1	1	0	0	1	0	0	0	.333	.778	1.111
September	.333	4	6	0	2	1	0	0	0	0	0	0	0	0	0	.333	.500	.833
October	.333	1	3	1	1	0	0	1	1	0	0	1	0	0	0	.333	1.333	1.667



Hitters Notes

#21 - TAYLOR MOTTER, UTIL

B/T: R/R • Ht: 6-1 • Wt: 195 • Service: 1.033 • Born: 09-19-1989 West Palm Beach, FL (Age: 27)

- **MLB Totals** - Hit .198 (51x258) with 29 runs, 12 doubles, 7 home runs and 26 RBI in 92 games with the Mariners.
- **The Splits** - 16-of-his-19 extra-base hits came vs. right-handed pitchers, including all 7 of his home runs.
- **Swinging it at Shortstop** - As a shortstop, hit .250 (30x120) with 18 runs, 7 doubles, 7 home runs and 20 RBI...when playing all other positions (2nd base, left field, 1st base, 3rd base and right field), hit .152 (20x132) with 7 runs, 5 doubles and 5 RBI...went 1-for-6 with 1 run and 1 RBI as a pinch-hitter.
- **Opener** - Named to his first Opening Day roster.
- **Fast Start** - In his first 15 starts (4/9-26), hit .276 (16x58) with 8 runs, 7 doubles, 5 home runs and 13 RBI.
- **Rough Finish** - Over his last 74 games (4/27 - 10/1), hit .178 (35x197) with 19 runs, 5 doubles, 2 home runs and 13 RBI.
- **Triple Double** - Collected 3 doubles on April 11 vs. Houston, equaling the Mariners club record...also became the 3rd Mariners shortstop in club history to double 3 times in a game (also: Willie Bloomquist, 7/6/05 at KC, and Rey Quinones, 8/7/88 at OAK).
- **Grand Salami Time** - Hit his first career grand slam home run on April 23 at Oakland...hit his 2nd grand salami on June 2 vs. Tampa Bay, joining Alex Rodriguez (1996 and 1999) as the only Mariners shortstops with multiple grand slam home runs in a season.
- **Rainier Land** - Optioned to AAA Tacoma on July 24 (post-game 7/23)...in 25 games with the Rainiers, hit .350 (35x100) with 24 runs, 6 doubles, 1 triple, 7 home runs, 18 RBI, a .427 on-base percentage, a .640 slugging mark and a 1.067 OPS...recalled from AAA Tacoma on August 20.

2017 Splits	AVG	G	AB	R	H	2B	3B	HR	RBI	BB	IBB	SO	HBP	SB	CS	OBP	SLG	OPS
Total	.198	92	258	29	51	12	0	7	26	21	0	62	0	12	1	.257	.326	.583
vs. Left	.153	-	72	-	11	3	0	0	3	6	0	15	0	3	1	.215	.194	.410
vs. Right	.215	-	186	-	40	9	0	7	23	15	0	47	0	9	0	.274	.376	.650
Home	.231	41	130	17	30	6	0	5	14	12	0	34	0	6	1	.294	.392	.686
Away	.164	51	128	12	21	6	0	2	12	9	0	28	0	6	0	.219	.258	.477
Day	.140	36	93	10	13	2	0	1	6	15	0	27	0	5	1	.259	.194	.453
Night	.230	56	165	19	38	10	0	6	20	6	0	35	0	7	0	.256	.400	.656
RISP	.210	-	62	-	13	3	0	4	22	7	0	16	0	2	0	.286	.452	.737
Bases Loaded	.222	-	9	-	2	0	0	2	8	0	0	5	0	0	0	.222	.889	1.111
Pre-All Star	.206	68	209	23	43	11	0	7	23	19	0	54	0	9	0	.271	.359	.630
Post-All Star	.163	24	49	6	8	1	0	0	3	2	0	8	0	3	1	.196	.184	.380
April	.225	22	71	10	16	7	0	5	13	6	0	21	0	2	0	.286	.535	.821
May	.188	23	64	4	12	3	0	0	3	8	0	13	0	2	0	.278	.234	.512
June	.206	21	68	9	14	1	0	2	7	5	0	19	0	5	0	.257	.309	.566
July	.125	4	8	1	1	0	0	0	0	1	0	1	0	0	1	.222	.125	.347
August	.222	9	18	3	4	1	0	0	2	0	0	2	0	2	0	.222	.278	.500
September	.107	12	28	1	3	0	0	0	1	1	0	6	0	1	0	.138	.107	.245
October	1.000	1	1	1	1	0	0	0	0	0	0	0	0	0	0	1.000	1.000	2.000

#52 - CARLOS RUIZ, C

B/T: R/R • Ht: 5-1 • Wt: 215 • Service: 11.069 • Born: 01-22-1979 in David, Panama (Age: 38)

- **The Totals** - Hit .216 (27x125) with 14 runs, 8 doubles, 3 home runs and 11 RBI in 53 games with the Mariners.
- **Extra, Extra!** - Of his 27 hits, 11 were extra-base hits (8 doubles, 3 home runs).
- **Day and Night** - In 24 day games, hit .265 (18x68) with 7 runs, 5 doubles, 2 home runs and 8 RBI...in 29 night games, hit .158 (9x57) with 7 runs, 3 doubles, 1 home run and 3 RBI.
- **Soaking the Athletics** - Hit .313 (5x16) with 1 run, 1 double, 1 home run and 3 RBI in 6 games vs. Oakland...hit .556 (5x9) against the Athletics at Safeco Field but went 0-for-7 vs. the A's at the Oakland Coliseum.
- **Return to Philly** - Clubbed a 3-run double in the 7th inning on May 10 at Philadelphia...finished 1-for-4 with 1 run and 4 RBI.
- **Good Stretch** - From May 28 - July 18, hit .371 (13x35) with 5 runs, 3 doubles, 1 home run and 3 RBI in 13 games.
- **Baby Streak** - Hit safely in 4 consecutive games, May 28 - June 10, batting .545 (6x11) with 2 runs, 2 doubles, 1 home run and 1 RBI.
- **Seattle's Best** - Collected a season-best 3 hits twice: May 28 at Boston and July 9 vs. Oakland.
- **Pitching In** - Made his pitching debut in his 1,110th career game on June 13 at Minnesota, allowing 1 run on 2 hits (1 home run) and 2 walks while striking out 1 in 1.0 inning pitched...became the 8th player in the last 3 seasons (2015-17) with at least 1,000 career games to make his pitching debut.
- **Jack of All Trades** - Made his first career defensive appearance at 1st base on May 23 at Washington...entering the game, had made 1,058 career defensive appearances at catcher and 2 career appearances at 3rd base.

2017 Splits	AVG	G	AB	R	H	2B	3B	HR	RBI	BB	IBB	SO	HBP	SB	CS	OBP	SLG	OPS
Total	.216	53	125	14	27	8	0	3	11	14	0	38	4	1	0	.313	.352	.665
vs. Left	.172	-	29	-	5	2	0	1	2	6	0	8	2	1	0	.351	.345	.696
vs. Right	.229	-	96	-	22	6	0	2	9	8	0	30	2	0	0	.299	.354	.653
Home	.196	26	56	8	11	4	0	2	4	6	0	18	3	0	0	.308	.375	.683
Away	.232	27	69	6	16	4	0	1	7	8	0	20	1	1	0	.316	.333	.650
Day	.265	24	68	7	18	5	0	2	8	7	0	22	1	0	0	.338	.426	.764
Night	.158	29	57	7	9	3	0	1	3	7	0	16	3	1	0	.284	.263	.547
RISP	.250	-	24	-	6	2	0	0	8	4	0	9	0	0	0	.345	.333	.678
Bases Loaded	.250	-	4	-	1	1	0	0	4	0	0	1	0	0	0	.250	.500	.750
Pre-All Star	.227	33	75	10	17	6	0	1	8	9	0	22	4	0	0	.337	.347	.684
Post-All Star	.200	20	50	4	10	2	0	2	3	5	0	16	0	1	0	.273	.360	.633
April	.143	9	21	2	3	1	0	0	1	4	0	7	2	0	0	.333	.190	.524
May	.207	14	29	5	6	3	0	0	5	2	0	8	0	0	0	.250	.310	.560
June	.294	7	17	2	5	2	0	1	1	1	0	5	2	0	0	.400	.588	.988
July	.292	8	24	2	7	1	0	0	2	3	0	8	0	1	0	.370	.333	.704
August	.118	7	17	1	2	0	0	1	1	0	0	8	0	0	0	.118	.294	.412
September	.235	8	17	2	4	1	0	1	1	4	0	2	0	0	0	.381	.471	.852

Hitters Notes



#15 - KYLE SEAGER, 3B

B/T: L/R • Ht: 6-0 • Wt: 210 • Service: 6.085 • Born: 11-3-87 in Charlotte, NC (Age: 29, Turns 30 on November 3)

- **The Totals** - Hit .249 (144x578) with 72 runs, 33 doubles, 1 triple, 27 home runs, 88 RBI and 58 walks in 154 games with the Mariners.
- **An Even 500** - Tallied his 500th career RBI on August 18 at Tampa Bay...is the 10th player to reach that milestone with the Mariners, joining Edgar Martinez (1,261), Ken Griffey Jr. (1,216), Jay Buhner (951), Alvin Davis (667), Ichiro Suzuki (633), Raul Ibanez (612), Alex Rodriguez (595), Bret Boone (535) and Dan Wilson (208).
- **Double Double** - Hit his 200th career double on July 18 at Houston, becoming one of 9 players to collect at least 200 career doubles with the Mariners...finished the season with 213 career doubles, 6th-most in club history...next on the all-time list is Raul Ibanez (216).
- **Iron Man** - Appeared in his 1,000th career game, all with the Mariners, on October 1 at Los Angeles-AL...became the 9th player to appear in 1,000 games with Seattle, joining Edgar Martinez (2,055), Ichiro Suzuki (1,844), Ken Griffey Jr. (1,685), Jay Buhner (1,440), Dan Wilson (1,251), Alvin Davis (1,166), Harold Reynolds (1,155) and Raul Ibanez (1,110).
- **20/20** - Hit 25 home runs, marking his 6th consecutive season with at least 20 home runs...is one of 3 Mariners with 20+ home runs in at least 6 consecutive seasons, joining Jay Buhner (7, 1991-97) and Edgar Martinez (7, 1995-2001)...Seager's 6 seasons with at least 20 home runs are 4th-most overall in club history (Ken Griffey Jr., 9; Edgar Martinez, 8 and Jay Buhner, 8).
- **Make it a Double** - Collected his 5th career season with at least 30 doubles...is one of 4 Mariners with at least 5 seasons of 30+ doubles, joining Edgar Martinez (8), Ken Griffey Jr. (5) and Raul Ibanez (5).
- **Power Supply** - Recorded his 5th career season with at least 30 doubles and at least 20 home runs, all since 2012...is one of 3 Major Leaguers with 5 seasons of 30+ doubles and 20+ home runs since 2012, joining teammate Robinson Canó and Arizona's Paul Goldschmidt.
- **Hot Corner** - Ranked 3rd among Major League 3rd basemen with 153 starts at the hot corner, trailing only Colorado's Nolan Arenado (156) and Baltimore's Manny Machado (156)...since 2012, leads the Majors with 920 starts at 3rd base, ahead of Evan Longoria (789) and Chase Headley (788).
- **Interleague Star** - In 20 games in Interleague play, hit .359 (28x78) with 11 runs, 9 doubles, 3 home runs, 19 RBI, 9 walks, a .420 on-base percentage, a .590 slugging mark and a 1.010 OPS...among American Leaguers in Interleague play, ranked 4th in doubles (9), 6th in hits (28), T6th in extra-base hits (12), 13th in batting (.359) and 15th in OPS (1.010).
- **Left-on-Left Success** - Belted 8 home runs vs. left-handed pitchers, 2nd-most among left-handed batters in the American League (Mike Moustakas-KC, 9).
- **Winner, Winner** - Collected 13 game-winning RBI, T6th-most in the American League (also: Adam Jones-BAL, Nomar Mazara-TEX, Mike Moustakas-KC, Albert Pujols-LAA and Jonathan Schoop-BAL).
- **That's a Winner** - Recorded his 2nd career walk-off hit with an RBI-double in the 10th inning on June 20 vs. Detroit (also: 4/23/14 vs. HOU, 3-run home run).
- **Back-to-Back Jacks** - Matched his career-high by homering in 3 consecutive games twice this season: July 15-17 and September 4-6...also homered in 3 straight games, August 28-30, 2015.
- **New Half, New Man** - Following the All-Star Break, hit safely in 19-of-23 games (7/14-8/6), batting .295 (26x88) with 14 runs, 10 doubles, 6 home runs, 10 RBI, 8 walks, a .374 on-base percentage, a .614 slugging mark and a .987 OPS.
- **On a Roll** - Hit safely in 11 consecutive games, September 3 - 14, batting .310 (13x42) with 11 runs, 1 double, 6 home runs and 13 RBI.

2017 Splits	AVG	G	AB	R	H	2B	3B	HR	RBI	BB	IBB	SO	HBP	SB	CS	OBP	SLG	OPS
Total	.249	154	578	72	144	33	1	27	88	58	6	110	8	2	1	.323	.450	.773
vs. Left	.248	-	165	-	41	10	0	8	28	13	0	34	3	0	0	.311	.455	.766
vs. Right	.249	-	413	-	103	23	1	19	60	45	6	76	5	2	1	.328	.448	.776
Home	.254	78	280	30	71	16	0	12	37	32	2	54	6	1	1	.339	.439	.778
Away	.245	76	298	42	73	17	1	15	51	26	4	56	2	1	0	.308	.460	.768
Day	.249	50	185	17	46	18	1	7	28	18	1	44	1	0	1	.314	.470	.784
Night	.249	104	393	55	98	15	0	20	60	40	5	66	7	2	0	.327	.440	.768
RISP	.287	-	143	-	41	10	1	7	66	22	6	34	2	1	0	.376	.517	.893
Bases Loaded	.263	-	19	-	5	1	0	0	17	2	0	5	0	0	0	.292	.316	.607
Pre-All Star	.248	86	322	34	80	18	1	10	47	32	4	59	4	1	0	.320	.404	.723
Post-All Star	.250	68	256	38	64	15	0	17	41	26	2	51	4	1	1	.328	.508	.835
April	.253	23	75	6	19	5	1	1	15	12	2	16	1	0	0	.356	.387	.742
May	.277	28	112	14	31	5	0	4	13	11	1	19	0	0	0	.339	.429	.767
June	.255	27	110	12	28	8	0	5	17	7	1	19	2	1	0	.311	.464	.775
July	.256	25	90	12	23	9	0	4	10	7	0	18	4	0	1	.330	.489	.819
August	.223	24	94	12	21	2	0	5	13	7	2	19	1	1	0	.284	.404	.689
September	.237	26	93	16	22	4	0	8	20	14	0	19	0	0	0	.333	.538	.871
October	.000	1	4	0	0	0	0	0	0	0	0	0	0	0	0	.000	.000	.000

#2 - JEAN SEGURA, SS

B/T: R/R • Ht: 5-10 • Wt: 205 • Service: 5.065 • Born: 03-17-1990 in San Juan, Dominican Republic (Age: 27)

- **The Totals** - Hit .300 (157x524) with 80 runs, 30 doubles, 2 triples, 11 home runs, 45 RBI and 22 stolen bases in 125 games with the Mariners.
- **Swinging it from Shortstop** - Is the 3rd Mariners shortstop (primary position) in club history (done 6x) to bat at least .300 in a season, joining Alex Rodriguez (4x, 1996-98 and 2000) and Felix Fermin (1994)...becomes the first Mariners shortstop to bat .300 or better since Rodriguez hit .316 in 2000.
- **Off to the Races** - Recorded 22 stolen bases, his 5th consecutive season with at least 20 steals...is one of 6 players in the Major Leagues to record 20+ steals in every season since 2013, joining Jarrod Dyson, Elvis Andrus, Jose Altuve, Jacoby Ellsbury and Starling Marte.
- **Home is Where the Hits Are** - In 61 games at Safeco Field, hit .313 (78x249) with 37 runs, 13 doubles, 1 triple, 7 home runs and 26 RBI...his .313 average at home is 11th-best in Safeco Field history by a Mariner and the highest since 2009 (Ichiro Suzuki, .376/117x311 and Franklin Gutierrez, .317/90x284).
- **Hitting Machine** - Recorded the longest hitting streak of his career, a 17-game hitting streak, from April 30 - May 18...during the streak, hit .387 (29x75) with 16 runs, 6 doubles, 2 home runs, 11 RBI, 7 walks, a .446 on-base percentage, a .547 slugging mark and a .992 OPS...marked the Mariners longest hitting streak of the season...also ranked T5th-longest in the Majors this season and T3rd-longest in the American League.
- **Crushing the West** - Hit .336 (82x244) with 45 runs, 15 doubles, 1 triple, 7 home runs, 27 RBI and 15 walks in 58 games vs. American League West opponents...his .336 average led all players with at least 125 plate appearances against the AL West, ahead of Jonathan Schoop-BAL (.336/44x131), Adrian Beltre-TEX (.333/48x144) and Justin Smoak-TOR (.328/43x131).
- **Keeping it in the Infield** - Tallied 24 infield hits, 3rd-most in the American League behind Jose Altuve-HOU (35) and Delino DeShields-TEX (25).
- **First Things First** - Hit .319 (37x116) in the 1st inning...among American Leaguers with 100+ plate appearances in the 1st inning, his .319 average was 4th-best, trailing Jose Altuve-HOU (.357/50x140), Justin Upton-DET/LAA (.340/32x94) and Brett Gardner-NYY (.320/39x122).
- **Lead it Off** - Hit .315 (35x111) as the Mariners first batter of the game.
- **Calling All Angels** - Hit .444 (12x27) at Angel Stadium, the top average in the Majors among visiting players at the Angels home ballpark.
- **A May to Remember** - In 28 games in the month of May, hit .358 (43x120) with 18 runs, 7 doubles, 2 home runs, 12 RBI, 10 walks, a .417 on-base percentage, a .467 slugging mark and an .883 OPS...among American League leaders in the month of May, ranked 2nd in hits (43) and 5th in batting (.358).
- **At the Break** - At the All-Star Break, was batting .349 (89x255), which led all American Leaguers with at least 270 plate appearances...was 6 PA shy of officially qualifying for the batting title at the break (had 273 PA, needed 279 PA)...hit .253 (68x269) in the 2nd half.
- **DL Stints** - Made two appearances on the disabled list...on the 10-day disabled list, April 10 - 25, with a strained right hamstring...included a rehab assignment with AA Arkansas...on the 10-day disabled list, June 2 - 21, with a right high ankle sprain...included a rehab assignment with AAA Tacoma.



Hitters Notes

2017 Splits	AVG	G	AB	R	H	2B	3B	HR	RBI	BB	IBB	SO	HBP	SB	CS	OBP	SLG	OPS
Total	.300	125	524	80	157	30	2	11	45	34	3	83	6	22	8	.349	.427	.776
vs. Left	.317	-	123	-	39	5	0	3	11	14	2	19	1	6	2	.388	.431	.819
vs. Right	.294	-	401	-	118	25	2	8	34	20	1	64	5	16	6	.336	.426	.762
Home	.313	61	249	37	78	13	1	7	26	18	1	39	2	8	5	.364	.458	.822
Away	.287	64	275	43	79	17	1	4	19	16	2	44	4	14	3	.334	.400	.734
Day	.282	41	163	23	46	7	0	2	7	8	1	33	3	6	3	.326	.362	.688
Night	.307	84	361	57	111	23	2	9	38	26	2	50	3	16	5	.359	.457	.816
RISP	.248	-	105	-	26	4	0	4	34	12	3	16	0	6	0	.322	.400	.722
Bases Loaded	.111	-	9	-	1	0	0	0	5	2	0	2	0	0	0	.250	.111	.361
Pre-All Star	.349	60	255	41	89	16	0	6	29	14	2	41	3	9	7	.390	.482	.872
Post-All Star	.253	65	269	39	68	14	2	5	16	20	1	42	3	13	1	.311	.375	.686
April	.317	14	60	11	19	3	0	2	8	1	0	12	1	3	0	.339	.467	.805
May	.358	28	120	18	43	7	0	2	12	10	2	19	2	4	6	.417	.467	.883
June	.278	9	36	6	10	2	0	1	3	3	0	7	0	1	0	.333	.417	.750
July	.300	26	110	13	33	8	0	1	9	5	1	22	2	4	1	.339	.400	.739
August	.229	26	105	14	24	4	1	1	3	10	0	15	1	6	0	.302	.314	.616
September	.301	22	93	18	28	6	1	4	10	5	0	8	0	4	1	.337	.516	.853

#26 - DANNY VALENCIA, 1B

B/T: R/R • Ht: 6-2 • Wt: 210 • Service: 6.118 • Born: 9-19-1984 in Miami, FL (Age: 33)

- **The Totals** - Hit .256 (115x450) with 54 runs, 19 doubles, 3 triples, 15 home runs, 66 RBI, 40 walks and a .314 on-base percentage in 130 games with the Mariners.
- **Drive 'Em In** - With runners in scoring position, hit .340 (36x106) with 5 doubles, 5 home runs and 54 RBI...his .340 average with runners in scoring position ranked T8th-best in the American League (also: Trey Mancini-BAL).
- **Hit Parade** - Tallied 4 games with at least 4 hits, matching his career-high each time...his 4 games with 4 hits ranked T6th-most in the American League (also: Jean Segura, Manny Machado-BAL, Melky Cabrera-CWS, Jose Altuve-HOU)...trailed only Jose Abreu-CWS (7), Jose Ramirez-CLE (5), Corey Dickerson-TB (5), Carlos Correa-HOU (5) and Mookie Betts (5).
- **9-for-9** - Hit safely in 9 consecutive at-bats, June 2-4, equaling the club record (also: Raul Ibanez, 9/22-24/04)...also reached base safely in 10 consecutive plate appearances, becoming the 5th player in club history to reach base safely in 10 straight plate appearances (last: Mike Cameron, 4/26-28/01)...was one shy of the club record, 11 straight plate appearances reaching base safely, shared by Raul Ibanez (9/22-24/04) and Ken Griffey Jr. (4/23-27/89).
- **Making Sacrifices** - Collected 8 sacrifice flies, T4th-most in the AL (also: Andrew Benintendi-BOS, Eddie Rosario-MIN and Andrelton Simmons-LAA).
- **Slow April** - Hit .145 (9x62) with 2 runs, 3 doubles, 1 triple and 4 RBI in his first 18 games of the season (through April 22).
- **In a Pinch** - Scratched from the starting lineup on May 7 vs. Texas...delivered a pinch-hit, 2-out, 2-run, game-tying single in the 8th to spark a comeback win.
- **Picking Up the Pace** - In 85 games from April 25 - August 6, hit .295 (94x319) with 47 runs, 14 doubles, 2 triples, 13 home runs, 54 RBI, 24 walks, a .341 on-base percentage and a .473 slugging percentage.
- **Nice Stretch** - Hit safely in 24-of-30 games, May 2 - June 6, batting .348 (40x115) with 19 runs, 6 doubles, 1 triple, 4 home runs, 24 RBI, 11 walks, a .402 on-base percentage and a .522 slugging percentage.
- **June Boon** - Hit .308 (28x91) with 17 runs, 3 doubles, 4 home runs, 21 RBI, 8 walks, a .356 on-base percentage and a .473 slugging percentage in 25 games in the month of June...his 21 RBI ranked T12th in the American League for the month of June.
- **Tough Finish** - From August 7 - end of the season, hit .174 (12x69) with 5 runs, 2 doubles, 2 home runs, 8 RBI, 10 walks and 20 strikeouts in 27 games.
- **Career Game** - Equaled his career-high in RBI with 5 on June 2 vs. Tampa Bay...marked his 3rd career game with 5 RBI (also: 5/15/16 at TB w/OAK and 9/25/10 at DET w/MIN)...went 3-for-3 with 3 runs, 1 double, 1 home run, 5 RBI and 1 walk.

2017 Splits	AVG	G	AB	R	H	2B	3B	HR	RBI	BB	IBB	SO	HBP	SB	CS	OBP	SLG	OPS
Total	.256	130	450	54	115	19	3	15	66	40	0	122	2	2	2	.314	.411	.725
vs. Left	.264	-	125	-	33	6	1	5	26	20	0	31	0	2	0	.356	.448	.804
vs. Right	.252	-	325	-	82	13	2	10	40	20	0	91	2	0	2	.296	.397	.693
Home	.262	65	221	26	58	8	2	5	35	21	0	58	0	0	1	.322	.385	.707
Away	.249	65	229	28	57	11	1	10	31	19	0	64	2	2	1	.306	.437	.743
Day	.246	40	130	16	32	6	1	5	19	7	0	40	0	0	1	.279	.423	.702
Night	.259	90	320	38	83	13	2	10	47	33	0	82	2	2	1	.328	.406	.734
RISP	.340	-	106	-	36	5	0	5	54	13	0	28	0	0	0	.386	.528	.914
Bases Loaded	.385	-	13	-	5	1	0	0	13	3	0	2	0	0	0	.500	.462	.962
Pre-All Star	.273	81	293	37	80	12	2	9	43	28	0	76	1	1	2	.335	.420	.755
Post-All Star	.223	49	157	17	35	7	1	6	23	12	0	46	1	1	0	.274	.395	.669
April	.181	22	72	5	13	4	1	1	5	8	0	18	0	1	0	.259	.306	.565
May	.306	25	98	10	30	4	1	3	14	9	0	24	0	0	1	.364	.459	.824
June	.308	25	91	17	28	3	0	4	21	8	0	27	0	0	1	.356	.473	.829
July	.238	26	101	12	24	5	0	3	12	4	0	30	1	0	0	.271	.376	.647
August	.262	20	61	9	16	3	1	3	10	3	0	18	1	0	0	.294	.492	.786
September	.148	12	27	1	4	0	0	1	4	8	0	5	0	1	0	.333	.259	.593

#20 - DANIEL VOGELBACH, 1B

B/T: L/R • Ht: 6-0 • Wt: 250 • Service: 0.059 • Born: 12-17-1992 in Orlando, FL (Age: 24, Turns 25 on December 17)

- **MLB Totals** - Went 6-for-28 (.214) with 1 double, 2 RBI and 3 walks in 16 games over 3 stints (4/23-5/2, 5/21-22 and 9/5-end of season) with the Mariners.
- **Rainiers Report** - Spent most of the season with AAA Tacoma, where he hit .290 (133x459) with 65 runs, 25 doubles, 17 home runs, 83 RBI, 76 walks, a .388 on-base percentage, a .455 slugging mark and an .844 OPS in 125 games.
- **Leaderboard** - Led the Pacific Coast League in walks (76) while also ranking 10th in OBP (.388) and 12th in RBI (83).

2017 Splits	AVG	G	AB	R	H	2B	3B	HR	RBI	BB	IBB	SO	HBP	SB	CS	OBP	SLG	OPS
Total	.214	16	28	0	6	1	0	0	2	3	0	9	0	0	0	.290	.250	.540
vs. Left	.250	-	4	-	1	0	0	0	0	0	0	1	0	0	0	.250	.250	.500
vs. Right	.208	-	24	-	5	1	0	0	2	3	0	8	0	0	0	.296	.250	.546
Home	.400	4	5	0	2	0	0	0	0	0	0	2	0	0	0	.400	.400	.800
Away	.174	12	23	0	4	1	0	0	2	3	0	7	0	0	0	.269	.217	.487
Day	.263	11	19	0	5	1	0	0	2	2	0	6	0	0	0	.333	.316	.649
Night	.111	5	9	0	1	0	0	0	0	1	0	3	0	0	0	.200	.111	.311
RISP	.286	-	7	-	2	1	0	0	2	2	0	3	0	0	0	.444	.429	.873
Bases Loaded	.000	-	1	-	0	0	0	0	0	0	0	1	0	0	0	.000	.000	.000
Pre-All Star	.176	7	17	0	3	0	0	0	1	3	0	5	0	0	0	.300	.176	.476
Post-All Star	.273	9	11	0	3	1	0	0	1	0	0	4	0	0	0	.273	.364	.636
April	.143	6	14	0	2	0	0	0	1	3	0	4	0	0	0	.294	.143	.437
May	.333	1	3	0	1	0	0	0	0	0	0	1	0	0	0	.333	.333	.667
September	.111	8	9	0	1	0	0	0	0	0	0	4	0	0	0	.111	.111	.222
October	1.000	1	2	0	2	1	0	0	1	0	0	0	0	0	0	1.000	1.500	2.500

Hitters Notes



#3 - MIKE ZUNINO, C

B/T: R/R • Ht: 6-2 • Wt: 220 • Service: 3.160 • Born: 03-25-1991 in Cape Coral, FL (Age: 26)

- **The Totals** - Hit .251 (97x387) with 52 runs, 25 doubles, 25 home runs, 64 RBI, 39 walks, a .331 on-base percentage, a .509 slugging mark and an .840 OPS in 124 games with Seattle.
- **Tough to Replace** - Posted a 3.3 WAR (*Baseball-Reference*), 2nd-highest among American League catchers (primary position), trailing only the Yankees Gary Sanchez (4.1)...among all catchers, Zunino's 3.3 WAR was 6th-best, behind Sanchez (4.1), Buster Posey-SF (4.0), Willson Contreras-CHC (3.9), J.T. Realmuto-MIA (3.6) and Tucker Barnhart-CIN (3.4)...Zunino's 3.3 WAR is the highest of his career (previous: 1.8, 2016) and the highest by a Mariners catcher since Dan Wilson's club record of 3.8 WAR in 1997.
- **Backstop Pop** - His 25 home runs ranked 3rd in the Majors among catchers (primary position), trailing Gary Sanchez-NYY (33) and Salvador Perez-KC (27).
- **Club Leader** - Holds the top two single-season home run totals by a Mariners catcher: 25 HR in 2017 and 22 HR in 2014...is the only Mariners catcher to hit at least 20 home runs in a season.
- **20 / 20 Vision** - Recorded his 2nd season with at least 20 doubles and 20 home runs (also: 2014 - 20 2B, 22 HR)...since 2014, is one of 2 catchers with multiple seasons of 20+ doubles and 20+ home runs, joining Kansas City's Salvador Perez (2015-17)...is the only Mariners catcher to record 20 home runs in a season.
- **Iron Man** - Caught 994.0 innings, 2nd-most in the American League and 6th-most in the Majors Leagues...trailed only Martin Maldonado-LAA (1,146.1), Yadier Molina-STL (1,125.2), J.T. Realmuto-MIA (1,095.2), Matt Wieters-WAS (1,003.2) and Yasmani Grandal-LAD (999.1)...Zunino's 994.0 innings behind the plate are 2nd-most in his career (1,121.0, 2014).
- **On a Roll** - One of 6 players to bat at least .280 with 24-or-more home runs and a slugging mark of .580 or better from May 29 - end of the season (min. 330 PA)...joined by Nolan Arenado, Charlie Blackmon, J.D. Martinez, Giancarlo Stanton and Joey Votto...during that span, Zunino hit .281 (84x299) with 43 runs, 20 doubles, 24 home runs, 61 RBI, 32 walks, a .361 on-base percentage, a .589 slugging mark and a .950 OPS in 95 games.
- **Big Bang** - Tallied 3 multi-home run games, giving him 6 multi-homer games his career, June 7 vs. Minnesota (2nd HR was 2-run walk-off shot), June 19 vs. Detroit and September 13 at Texas...is the first Mariners catcher with 3 multi-home run games in a season...Dan Wilson (1996) and Kenji Johjima (2006) each had 2.
- **First-Pitch Swinging** - Led the Majors Leagues with a .600 (24x40) average when swinging at the first pitch...overall, hit .600 (24x40) with 7 doubles, 6 home runs and 17 RBI when swinging at the first pitch.
- **Globetrotter** - Hit .385 (10x26) with 5 runs, 2 doubles, 3 home runs, 8 RBI, 1 HBP, 5 walks, a .500 on-base percentage, an .808 slugging mark and a 1.308 OPS in 9 games at Globe Life Park...among visiting players with at least 20 plate appearances at Globe Life Park, ranked T2nd in on-base percentage (.500), 4th in slugging (.808) and OPS (1.308) and 6th in batting (.385).
- **Junino** - Hit .304 (24x79) with 14 runs, 3 doubles, 10 home runs, 31 RBI, 7 walks, a .371 on-base percentage, a .722 slugging mark and a 1.092 OPS in 24 games...led the Major Leagues in RBI (31) in the month of June...among American League leaders in the month of June, ranked 1st in RBI (31), 2nd in slugging (.722), T2nd in home runs (10) and 3rd in OPS (1.092).
- **More About Junino** - Became the 6th AL catcher (done 9x), the 3rd since 1983, to record at least 30 RBI in a single calendar month (last: Joe Mauer-MIN, 32 RBI, May, 2009)...Zunino's 31 RBI in June rank 6th-most in a single calendar month in club history...trails Mike Blowers (August 1995) and Edgar Martinez (August 1995), who share the club record with 33 RBI, while Ken Griffey Jr. (May 1997), Edgar (May 2000, June 1995) and Jay Buhner (September 1995) rank T2nd with 32 RBI...Zunino's 31 RBI in June are the most in a single month by a Mariners catcher (previous: Dan Wilson, 21 RBI, April 1996).
- **7th Heaven** - Collected a career-high 7 RBI, including his first career grand slam home run, on June 3 vs. Tampa Bay...established the Mariners single-game club record for RBI as a catcher (previous: Dan Wilson, 6 RBI, 2x, last: 5/15/04 at NYY)...marked the 14th time in club history that a Mariner had 7+ RBI in a game.
- **2nd Half Surge** - Following the All-Star Break, hit .281 (52x185) with 27 runs, 14 doubles, 13 home runs, 28 RBI, a .376 on-base percentage, a .568 slugging mark and a .943 OPS in 60 games...among American League leaders after the All-Star Break, ranked 10th in OPS (.943) and 11th in slugging (.568).
- **Welcome Back** - Recalled from AAA Tacoma on May 22...from May 29 - June 23, hit .372 (29x78) with 14 runs, 6 doubles, 9 home runs, 30 RBI, a .419 on-base percentage, a .795 slugging mark and a 1.213 OPS in 22 games.
- **Zzz** - Recorded multi-hit efforts in 3 consecutive games, May 29-31, batting .500 (6x12) with 1 run, 3 doubles and 1 RBI...began a stretch of 6 multi-hit games over an 8-game stretch (5/29-6/7)...hit .467 (14x30) with 6 runs, 4 doubles, 3 home runs and 14 RBI over those 8 games.
- **That's a Winner** - Hit his first career walk-off home run on June 7 vs. Minnesota...became the 5th Mariners catcher in club history to hit a walk-off home run, joining Donnie Scott (4/29/85 vs. MIL), Scott Bradley (10/01/88 vs. TEX), Tom Lampkin (9/8/99 vs. TOR) and Chris Iannetta (5/11/16 vs. TB).
- **Strong Finish** - From August 11 - end of the season, hit .328 (40x122) with 17 runs, 11 doubles, 9 home runs, 21 RBI, 16 walks, a .418 on-base percentage, a .639 slugging mark and a 1.058 OPS in 40 games.
- **September Success** - In 23 games in the month of September, hit .338 (24x71) with 13 runs, 5 doubles, 6 home runs, 13 RBI, a .420 on-base percentage, a .662 slugging mark and a 1.082 OPS...among American League leaders in September, ranked 4th in OPS (1.082), 5th in slugging (.662), 8th in on-base percentage (.420) and 12th in batting (.338).
- **Tacoma Time** - Optioned to AAA Tacoma on May 5, where he hit .293 (12x41) with 7 runs, 2 doubles, 5 home runs and 11 RBI in 12 games.

HOME RUNS BY CATCHERS

Rk.	Player	HR
1.	Gary Sanchez-NYY	33
2.	Salvador Perez-KC	27
3.	Mike Zunino-SEA	25
4.	Yasmani Grandal-LAD	22
5.	Willson Contreras-CHC	21

SLUGGING BY CATCHERS (MIN. 425 PA)

Rk.	Player	SLG
1.	Gary Sanchez-NYY	.531
2.	Mike Zunino-SEA	.509
3.	Willson Contreras-CHC	.499
4.	Salvador Perez-KC	.495
5.	Buster Posey-SF	.462

OPS BY CATCHERS (MIN. 425 PA)

Rk.	Player	OPS
1.	Gary Sanchez-NYY	.876
2.	Buster Posey-SF	.861
3.	Willson Contreras-CHC	.855
4.	Mike Zunino-SEA	.840
5.	Joe Mauer-MIN	.801

2017 Splits	AVG	G	AB	R	H	2B	3B	HR	RBI	BB	IBB	SO	HBP	SB	CS	OBP	SLG	OPS
Total	.251	124	387	52	97	25	0	25	64	39	0	160	8	1	0	.331	.509	.840
vs. Left	.253	-	91	-	23	3	0	8	10	11	0	35	0	1	0	.333	.549	.883
vs. Right	.250	-	296	-	74	22	0	17	54	28	0	125	8	0	0	.330	.497	.827
Home	.235	62	187	29	44	9	0	14	32	21	0	84	4	0	0	.324	.508	.832
Away	.265	62	200	23	53	16	0	11	32	18	0	76	4	1	0	.338	.510	.848
Day	.208	33	96	9	20	4	0	1	9	7	0	51	1	0	0	.269	.281	.550
Night	.265	91	291	43	77	21	0	24	55	32	0	109	7	1	0	.350	.584	.935
RISP	.214	-	98	-	21	7	0	5	39	12	0	44	1	1	0	.304	.439	.742
Bases Loaded	.214	-	14	-	3	0	0	1	8	1	0	8	0	0	0	.267	.429	.695
Pre-All Star	.223	64	202	25	45	11	0	12	36	15	0	87	4	0	0	.288	.455	.744
Post-All Star	.281	60	185	27	52	14	0	13	28	24	0	73	4	1	0	.376	.568	.943
April	.172	21	64	7	11	4	0	0	2	4	0	25	2	0	0	.243	.234	.477
May	.222	11	36	3	8	4	0	1	2	4	0	20	0	0	0	.300	.417	.717
June	.304	24	79	14	24	3	0	10	31	7	0	32	2	0	0	.371	.722	1.092
July	.188	21	64	9	12	2	0	5	8	8	0	28	0	0	0	.278	.453	.731
August	.247	24	73	6	18	7	0	3	8	7	0	28	3	0	0	.337	.466	.803
September	.338	23	71	13	24	5	0	6	13	9	0	27	1	1	0	.420	.662	1.082



Hitters Notes

Additional Players to Appear in 2017 or on 40-Man Roster:

DANNY ESPINOSA, INF (#6)

- **The Totals** - Hit .188 (3x16) with 2 runs, 2 doubles and 2 RBI in 8 games with the Mariners.
- **Join the Club** - Signed and added to the Mariners Major League roster on July 24.
- **Short Stay** - Appeared in 8 games with the Mariners from July 24 - August 16 before being released on August 20.
- **Getting Defensive** - Appeared defensively at 1st base, 2nd base, 3rd base and shortstop, including making 1 start at each position in the infield.

MIKE FREEMAN, INF (#6)

- **The Totals** - Hit .067 (2x30) with 3 runs, 1 home run and 1 RBI in 16 games with the Mariners.
- **Goodbye Baseball** - Belted his first career home run on April 12 vs. Houston.
- **Rough Stretch** - Went 0-for-26 in 14 games with the Mariners from April 16 - May 20.
- **A Debut of Sorts** - Made his pitching debut on May 20 vs. Chicago-AL, allowing 1 run on 3 hits over 1.0 inning pitched...became the 6th position player to pitch in club history (done 7x), joining Luis Sardiñas, 7/29/16 at CHC, Jesus Sucre, 8/15/15 at BOS and 6/12/15 at HOU, Jamie Burke, 7/6/08 vs. DET, John Mabry, 5/28/00 at TB, and Manny Castillo, 6/26/83 vs. TOR.
- **Tacoma Shuttle** - Appeared in two stints with Seattle (4/11-23 and 5/5-21).
- **AAA Recap** - In 16 games with AAA Tacoma, hit .350 (21x60) with 12 runs, 3 doubles, 1 triple, 1 home run and 9 RBI.
- **Happy Trails** - Claimed off waivers by Los Angeles-NL from Seattle on May 26.

TUFFY GOSEWISCH, C (#7)

- **The Totals** - Hit .071 (2x28) with 1 run in 11 games with the Mariners.
- **Whiff** - Struck out in 50% of his official at-bats (14 K, 28 AB).
- **Cup of Coffee** - Recalled from AAA Tacoma on May 5...optioned to Tacoma post-game on May 21.
- **Rainiers Recap** - Appeared in 85 games with AAA Tacoma, batting .229 (64x279) with 27 runs, 22 doubles, 4 home runs and 33 RBI.

LEONYS MARTIN, OF (#12)

- **The Totals** - Hit .174 (20x115) with 12 runs, 2 doubles, 1 triple, 3 home runs and 8 RBI in 34 games with the Mariners.
- **On the Move** - Designated for assignment on April 23 before being outrighted to AAA Tacoma on April 27...selected by Seattle for his 2nd stint with the Mariners on July 30...designated for assignment again on August 23 and outrighted to Tacoma again on August 25.
- **Rough Start** - Prior to being designated for assignment on April 23, went 6-for-54 (.111) with 5 runs and 1 double in 15 games with the Mariners.
- **Tacoma Time** - Hit .306 (110x360) with 63 runs, 24 doubles, 5 triples, 11 home runs, 39 RBI and 25 stolen bases in 88 games with AAA Tacoma.
- **Second Stint** - In his 2nd stint with the Mariners (7/30-8/23), hit .230 (14x61) with 7 runs, 1 double, 1 triple, 3 home runs and 8 RBI in 19 games.
- **The Trade** - Acquired by Chicago-NL along with cash considerations from Seattle in exchange for a player to be named later on August 31.

BOOG POWELL, OF (#8)

- **The Totals** - Hit .194 (7x36) with 6 runs and 2 RBI in 23 games with the Mariners.
- **A Game of Firsts** - Recorded his first Major League hit and first Major League RBI with a pinch-hit RBI-single in the 9th inning on May 16 vs. Oakland.
- **The Trade** - Acquired by Oakland from Seattle in exchange for INF Yonder Alonso on August 6.

TYLER SMITH, INF (#13)

- **The Totals** - Hit .188 (3x16) with 2 runs, 1 double and 1 RBI in 10 games with the Mariners.
- **Memorable Debut** - Made his Major League debut as a defensive replacement (2nd base) in the top of the 8th inning on June 2 vs. Tampa Bay...doubled in his first Major League plate appearance in the bottom of the 8th...became 8th Mariner in club history to double in his first Major League plate appearance (last: Wladimir Balentien, 9/4/07).
- **Minor Beginnings** - In 84 games with AAA Tacoma, hit .239 (68x285) with 34 runs, 13 doubles, 6 home runs and 28 RBI.
- **Fresh Start** - Claimed off waivers by Texas from Seattle on July 30.

Pitchers Notes



TEAM PITCHING

	W	L	ERA	SV	SVO	G	CG	IP	H	R	ER	HR	BB	SO	AVG	OBP	SLG	OPS
Total	78	84	4.46	39	65	162	1	1440.1	1399	772	713	237	490	1244	.254	.318	.435	.754
Home	40	41	4.00	13	28	81	1	743.0	670	358	330	113	249	666	.239	.303	.408	.712
Away	38	43	4.94	26	37	81	0	697.1	729	414	383	124	241	578	.270	.333	.464	.797
Day	22	31	4.83	11	17	53	1	461.2	452	268	248	81	173	370	.255	.324	.446	.771
Night	56	53	4.28	28	48	109	0	978.2	947	504	465	156	317	874	.254	.315	.430	.745
Starter	47	53	4.70	0	0	162	1	870.2	874	485	455	158	279	697	.261	.320	.459	.779
Reliever	31	31	4.08	39	65	161	0	569.2	525	287	258	79	211	547	.244	.315	.399	.713
vs. NL	12	8	4.22	6	9	20	0	177.0	183	96	83	30	63	142	.273	.334	.450	.784
vs. AL	66	76	4.49	33	56	142	1	1263.1	1216	676	630	207	427	1102	.252	.316	.433	.749
Pre-All Star	43	47	4.56	16	29	90	1	800.0	773	435	405	137	288	657	.254	.321	.440	.761
Post-All Star	35	37	4.33	23	36	72	0	640.1	626	337	308	100	202	587	.255	.314	.430	.744
April	11	15	4.71	4	9	26	0	227.1	235	122	119	33	74	193	.268	.326	.432	.758
May	14	14	4.58	6	12	28	0	251.2	240	139	128	42	95	186	.251	.323	.439	.762
June	15	12	4.58	5	7	27	1	240.0	237	135	122	50	89	204	.258	.326	.469	.795
July	14	12	3.68	8	14	26	0	240.0	205	107	98	34	75	230	.231	.296	.397	.693
August	12	15	5.03	11	16	27	0	236.0	255	146	132	45	86	204	.275	.342	.469	.810
September	12	15	4.10	5	7	27	0	237.1	219	117	108	32	68	217	.243	.295	.408	.702
October	0	1	6.75	0	0	1	0	8.0	8	6	6	1	3	10	.258	.306	.355	.660

-- Here is a look at the Mariners pitchers in 2017 --

#63 - ANDREW ALBERS, LHP

B/T: R/L • Ht: 6-1 • Wt: 200 • Service: 0.160 • Born: 10-06-1985 in North Battleford, Saskatchewan, Canada (Age: 32)

- **The Totals** - Was 5-1 with 1 save and a 3.51 ERA (16 ER, 41.0 IP) with 37 strikeouts in 9 appearances, including 6 starts.
- **Start It Up** - Was 4-1 with a 3.16 ERA (11 ER, 31.1 IP) with 25 strikeouts in 6 starts, limiting opponents to 3 earned runs or less in each start.
- **Bullpen Work** - Was 1-0 with 1 save and a 4.66 ERA (5 ER, 9.2 IP) with 12 strikeouts in 3 relief appearances.
- **Save It** - Recorded his first career save on Sept. 25 at Oakland, allowing only 2 hits, 1 walk and 3 strikeouts over the final 3.0 innings to secure a 7-1 win.
- **Trade** - Acquired from Atlanta on Aug. 11 in exchange for cash considerations and assigned to AAA Tacoma...did not make an appearance for the Rainiers.
- **AAA Gwinnett** - Was 12-3 with a 2.61 ERA (35 ER in 120.2 IP) and 10 quality starts in 26 games (17 starts) for Gwinnett in Atlanta organization
- **Winner** - His 12 wins were the most by Gwinnett pitcher since Julio Teheran (15-3 in 2011).
- **AAA Starter** - Was 10-2 with 2.25 ERA (26 ER, 104.0 IP) with 97 strikeouts in 17 starts with AAA Gwinnett.
- **Award Worthy** - Named the International League Pitcher of the Week for July 13-16 (1-0, 0.00 ERA, 0 ER in 8.0 IP in 1 start).
- **POM** - Named Gwinnett's Pitcher of the Month for July by Atlanta after going 4-0 with a 1.14 ERA (5 ER in 39.1 IP).

Splits	W	L	ERA	SV	SVO	G	GS	CG	IP	H	R	ER	HR	BB	SO	AVG	OBP	SLG	OPS
Total	5	1	3.51	1	1	9	6	0	41.0	43	22	16	6	10	37	.262	.311	.415	.725
Home	3	0	1.93	0	0	4	3	0	18.2	15	4	3	4	3	16	.217	.260	.377	.637
Away	2	1	4.84	1	1	5	3	0	22.1	28	18	12	3	6	21	.295	.346	.442	.788
Day	1	1	3.27	0	0	2	2	0	11.0	12	9	4	1	3	9	.255	.300	.383	.683
Night	4	0	3.60	1	1	7	4	0	30.0	31	13	12	5	7	28	.265	.315	.427	.742
Starter	4	1	3.16	0	0	6	6	0	31.1	34	17	11	4	7	25	.268	.309	.417	.726
Reliever	1	0	4.66	1	1	3	0	0	9.2	9	5	5	2	3	12	.243	.317	.405	.722
vs. NL	1	0	5.40	0	0	1	1	0	5.0	6	4	3	1	1	3	.286	.318	.476	.794
vs. AL	4	1	3.25	1	1	8	5	5	36.0	37	18	13	5	9	34	.259	.310	.406	.715
Post-All Star	5	1	3.51	1	1	9	6	0	41.0	43	22	16	6	10	37	.262	.311	.415	.725
August	2	1	4.20	0	0	3	3	0	15.0	23	13	7	2	4	11	.338	.375	.500	.875
September	3	0	3.12	1	1	6	3	0	26.0	20	9	9	4	6	26	.208	.267	.354	.621

#53 - DAN ALTAVILLA, RHP

B/T: R/R • Ht: 5-11 • Wt: 200 • Service: 0.150 • Born: 09-08-1992 in McKeesport, PA (Age: 25)

- **The Totals** - Was 1-1 with a 4.24 ERA (22 ER, 46.2 IP) with 52 strikeouts in 41 relief appearances with Seattle.
- **Up & Down** - Had five different stints with Seattle: April 3-21, May 14-July 3, Aug. 22-27 & Sept. 1-end of season.
- **Strong Finish** - In his final 16 MLB appearances (June 24-end of season), he posted a 1.74 ERA (4 ER, 20.2 IP) with 19 strikeouts.
- **Tale of Two Seasons** - Posted a 3.13 ERA (11 ER, 31.2 IP) with 34 strikeouts in his final 25 appearances of the season...posted 6.60 ERA (11 ER, 15.0 IP) with 18 strikeouts in his first 16 games of the year.
- **The First** - Earned his first Major League win on April 6 at Houston, striking out 3 while giving up 1 hit in 1.0 scoreless inning of work.
- **Tacoma Time** - Was 2-0 with 6 saves and a 1.54 ERA (4 ER, 23.1 IP) with 36 strikeouts and 15 walks in 20 relief appearances with AAA Tacoma...from July 3 on, he was 2-0 with 6 saves and a 1.02 ERA (2 ER, 17.2 IP) with 29 K and 13 BB in 16 games.
- **Yer Out** - Struck out 10.03 batters per 9.0 innings (52 K, 46.2 IP)...is one of 11 rookie relievers in club history with more than 10.0 K per 9.0 innings, including 1 of 3 this season (J. Pazos, 10.90 & E. Pagan, 10.01).
- **Big Innings** - Held opponents scoreless in 26-of-his-41 outings...allowed 19 of his 27 runs in 7 appearances (9.0 IP).

Splits	W	L	ERA	SV	SVO	G	GS	CG	IP	H	R	ER	HR	BB	SO	AVG	OBP	SLG	OPS
Total	1	1	4.24	0	4	41	0	0	46.2	43	27	22	9	20	52	.242	.315	.449	.765
Home	0	1	3.70	0	3	22	0	0	24.1	23	13	10	5	9	27	.247	.305	.462	.767
Away	1	0	4.84	0	1	19	0	0	22.1	20	14	12	4	11	25	.235	.327	.435	.762
Day	0	0	4.70	0	0	15	0	0	15.1	16	11	8	3	9	15	.271	.361	.492	.853
Night	1	1	4.02	0	4	26	0	0	31.1	27	16	14	6	11	37	.227	.290	.429	.719
Reliever	1	1	4.24	0	4	41	0	0	46.2	43	27	22	9	20	52	.242	.315	.449	.765
vs. NL	0	0	2.70	0	0	7	0	0	6.2	6	4	2	0	3	4	.250	.321	.333	.655
vs. AL	1	1	4.50	0	4	34	0	0	40.0	37	23	20	9	17	48	.240	.314	.468	.782
Pre-All Star	1	1	5.46	0	4	29	0	0	29.2	30	20	18	8	14	36	.254	.336	.517	.853
Post-All Star	0	0	2.12	0	0	12	0	0	17.0	13	7	4	1	6	16	.217	.275	.317	.592
April	1	1	7.36	0	2	9	0	0	7.1	11	7	6	1	6	10	.344	.436	.531	.967
May	0	0	5.06	0	1	10	0	0	10.2	8	6	6	3	5	12	.205	.295	.487	.783
June	0	0	5.06	0	1	9	0	0	10.2	10	7	6	4	2	12	.233	.283	.558	.841
July	0	0	0.00	0	0	1	0	0	1.0	1	0	0	0	1	2	.250	.400	.250	.650
August	0	0	3.60	0	0	2	0	0	5.0	6	3	2	0	3	4	.333	.409	.333	.742
September	0	0	1.50	0	0	10	0	0	12.0	7	4	2	1	3	12	.167	.213	.310	.522



Pitchers Notes

#39 - EDWIN DIAZ, RHP

B/T: R/R • Ht: 6-3 • Wt: 165 • Service: 1.121 • Born: 03-22-1992 in Naguabo, Puerto Rico (Age: 22)

- **The Totals** – Was 4-6 with 34 saves and a 3.27 ERA (24 ER, 66.0 IP) with 89 strikeouts in 66 relief appearances.
- **Save It** – His 34 saves were T4th in American League behind Tampa Bay's Alex Colome (47), Toronto's Roberto Osuna (39) and Boston's Craig Kimbrel (35).
- **Yer Out** – Struck out 12.14 batters per 9.0 innings, the best mark on the team and 4th-best by a reliever in club history.
- **Finishing Strong** – Was 2-1 with 7 saves and a 1.38 ERA (2 ER, 13.0 IP) with 17 strikeouts in his final 13 games of the season...had a 2.83 ERA (11 ER, 35.0 IP) with 48 strikeouts from July on.
- **Road Warrior** – Was 25-for-27 in save opportunities with a 1.24 ERA (5 ER, 36.1 IP) with 54 strikeouts in 35 road games...had a 5.76 ERA (19 ER, 29.2 IP) in 31 home games.
- **Reliever of the Month** – Named American League Reliever of the Month for July, going 0-1 with 8 saves and a 1.98 ERA (3 ER, 13.2 IP) with 21 strikeouts in 13 relief appearances...limited opponents to a .163 (8x49) batting average and struck out 13.83 batters per 9.0 innings.
- **No Hits For You** – Limited opponents to a .183 (44x240) batting average, the 13th-best among American League relievers.
- **Thirty** – Recorded his 30th save of the season on Aug. 25 at New York-AL, becoming the 9th Mariners pitcher (14th overall) with a 30-save season.
- **4-for-4** – Recorded saves in 4 consecutive games, July 14-17...became the first Mariner in club history to do so...last pitcher with 4 saves in 4 straight games: Jeremy Jeffress-MIL, 7/28-31/16.
- **Winner Winner** – Earned his first Major League win on April 16 vs. Texas.
- **Strong Run** – From May 19-June 20, posted a 0.68 ERA (1 ER, 13.1 IP) with 17 strikeouts in 12 games.

Splits	W	L	ERA	SV	SVO	G	GS	CG	IP	H	R	ER	HR	BB	SO	AVG	OBP	SLG	OPS
Total	4	6	3.27	34	39	66	0	0	66.0	44	28	24	10	32	89	.183	.285	.333	.619
Home	4	4	5.76	9	12	31	0	0	29.2	31	23	19	8	18	35	.265	.371	.504	.876
Away	0	2	1.24	25	27	35	0	0	36.1	13	5	5	2	14	54	.106	.197	.171	.368
Day	1	3	5.00	10	12	19	0	0	18.0	11	10	10	3	10	26	.167	.291	.333	.624
Night	3	3	2.63	24	27	47	0	0	48.0	33	18	14	7	22	63	.190	.283	.333	.616
Reliever	4	6	3.27	34	39	66	0	0	66.0	44	28	24	10	32	89	.183	.285	.333	.619
vs. NL	0	1	3.12	6	7	9	0	0	8.2	9	7	3	2	3	11	.273	.324	.485	.809
vs. AL	4	5	3.30	28	32	57	0	0	57.1	35	21	21	8	29	78	.169	.279	.309	.588
Pre-All Star	2	4	3.53	13	16	35	0	0	35.2	28	18	14	8	16	48	.207	.294	.400	.694
Post-All Star	2	2	2.97	21	23	31	0	0	30.1	16	10	10	2	16	41	.152	.274	.248	.522
April	1	1	3.60	4	5	9	0	0	10.0	7	4	4	1	5	12	.189	.286	.297	.583
May	0	1	3.97	5	6	12	0	0	11.1	7	5	5	3	7	15	.163	.294	.372	.666
June	1	1	3.72	3	4	10	0	0	9.2	11	8	4	4	3	14	.289	.333	.605	.939
July	0	1	1.98	8	9	13	0	0	13.2	8	3	3	0	5	21	.163	.241	.204	.445
August	0	1	4.63	10	10	12	0	0	11.2	4	6	6	1	10	14	.108	.320	.216	.536
September	2	1	1.86	4	5	10	0	0	9.2	7	2	2	1	2	13	.194	.237	.333	.570

#49 - YOVANI GALLARDO, RHP

B/T: R/R • Ht: 6-2 • Wt: 205 • Service: 10.108 • Born: 02-27-1986 in Panajillo, Mexico (Age: 31)

- **The Totals** – Was 5-10 with a 5.72 ERA (83 ER, 130.2 IP) with 94 strikeouts in 28 games, including 22 starts.
- **Durable** – Ranked 3rd on the team with 22 starts and 130.2 innings, while his 5 wins were T5th on the club.
- **Starts** – His 22 starts were his fewest since 2008 (4) and 2007 (17).
- **Start It Up** – Was 4-10 with a 6.28 ERA (80 ER, 114.2 IP) with 84 strikeouts in 22 starts...opened the season in the starting rotation and was 3-7 with a 6.30 ERA (53 ER, 75.2 IP) with 57 strikeouts in 14 starts before moving to the bullpen.
- **Bullpen** – In 6 relief appearances, was 1-0 with 1 save and a 1.69 ERA (3 ER, 16.0 IP) with 10 strikeouts...before first relief appearance on June 23, had not pitched out of bullpen in regular season since July 14, 2007 vs. Colorado and his first relief outing since Oct. 5, 2008 vs. Philadelphia in Division Series.
- **Save It** – First Major League save with 3.0 shutout innings on June 23 vs. Houston.
- **Winner** – First professional win as a reliever on July 17 at Houston.
- **Length** – Worked at least 3.0 innings in each of his first 3 relief outings, and 4 of 6 overall, including 4.1 shutout innings on July 6 vs. Oakland.
- **WBC** – Allowed 4 runs in 4 innings in only appearance for Team Mexico, a 10-9 loss to Italy on March 9 (Italy scored 5 in 9th off 'pen)...struck out 5, earning a ND...allowed 4 hits, including 3 home runs in the game that was played in Guadalajara, MX, (altitude: 5,108 feet).

Splits	W	L	ERA	SV	SVO	G	GS	CG	IP	H	R	ER	HR	BB	SO	AVG	OBP	SLG	OPS
Total	5	10	5.72	1	1	28	22	0	130.2	138	84	83	24	60	94	.271	.348	.472	.820
Home	2	4	6.27	1	1	15	11	0	66.0	73	47	46	15	26	47	.283	.348	.512	.860
Away	3	6	5.15	0	0	13	11	0	64.2	65	37	37	9	34	47	.259	.348	.430	.779
Day	2	5	5.27	0	0	12	10	0	56.1	52	33	33	12	26	44	.244	.328	.460	.788
Night	3	5	6.05	1	1	16	12	0	74.1	86	51	50	12	34	50	.291	.363	.480	.843
Starter	4	10	6.28	0	0	22	22	0	114.2	129	81	80	24	53	84	.284	.359	.498	.857
Reliever	1	0	1.69	1	1	6	0	0	16.0	9	3	3	0	7	10	.164	.258	.255	.513
vs. NL	1	2	5.95	0	0	4	4	0	19.2	24	13	13	4	8	8	.308	.368	.487	.855
vs. AL	4	8	5.68	1	1	24	18	0	111.0	114	71	70	20	52	86	.265	.345	.469	.814
Pre-All Star	3	7	5.65	1	1	17	14	0	86.0	91	55	54	11	35	65	.273	.341	.435	.777
Post-All Star	2	3	5.84	0	0	11	8	0	44.2	47	29	29	13	25	29	.267	.361	.540	.901
April	1	3	5.08	0	0	5	5	0	28.1	34	16	16	2	10	23	.298	.352	.395	.747
May	1	2	6.49	0	0	5	5	0	26.1	28	20	19	5	15	18	.272	.367	.466	.833
June	1	2	6.75	1	1	5	4	0	24.0	27	18	18	4	8	17	.290	.343	.516	.859
July	2	0	2.37	0	0	5	2	0	19.0	13	5	5	3	9	14	.191	.286	.382	.668
August	0	3	7.46	0	0	5	5	0	25.1	27	21	21	8	14	18	.270	.365	.570	.935
September	0	0	4.70	0	0	3	1	0	7.2	9	4	4	2	4	4	.290	.371	.516	.888

#45 - RYAN GARTON, RHP

B/T: R/R • Ht: 5-10 • Wt: 190 • Service: 0.153 • Born: 12-05-1989 in Clearwater, FL (Age: 27)

- **Surgery** – Had surgery to repair his right hip labrum on Oct. 24.
- **The Totals** – Was 0-1 with a 4.91 ERA (12 ER, 22.0 IP) with 16 strikeouts in 20 combined relief appearances with Tampa Bay and Seattle.
- **Seattle Time** – Posted a 1.54 ERA (2 ER, 11.1 IP) with 7 strikeouts in 13 relief outings with Seattle in September.
- **The Trade** – Acquired from Tampa Bay along with C Mike Marjama in a 5-player trade on Aug. 6.
- **Up & Down** – Had three stints with Rays (April 22-30, May 24-28 and May 31-June 10) and appeared in 7 games, going 0-1 with 8.71 ERA (10 ER, 10.1 IP).
- **Triple AAA Time** – Was 2-2 with 4 saves and a 2.80 ERA (14 ER, 45.0 IP) with 61 strikeouts with AAA Durham and AAA Tacoma.
- **Tacoma Time** – With Tacoma, he was 0-2 with a 6.00 ERA (8 ER, 12.0 IP) with 15 strikeouts in 7 relief appearances.
- **The Bulls** – With AAA Durham, went 2-0 with a 1.64 ERA (6 ER, 33.0 IP) and 4 saves in 24 games, including 1 start, limiting opposing hitters to a .162 batting average against.

Pitchers Notes



Splits	W	L	ERA	SV	SVO	G	GS	CG	IP	H	R	ER	HR	BB	SO	AVG	OBP	SLG	OPS
Total	0	1	4.91	0	1	20	0	0	22.0	18	12	12	4	6	16	.220	.270	.415	.684
Home	0	1	6.30	0	0	9	0	0	10.0	9	7	7	3	3	9	.231	.279	.487	.766
Away	0	0	3.75	0	1	11	0	0	12.0	9	5	5	1	3	7	.209	.261	.349	.610
Day	0	1	7.88	0	1	8	0	0	8.0	9	7	7	2	3	3	.290	.353	.516	.869
Night	0	0	3.21	0	0	12	0	0	14.0	9	5	5	2	3	13	.176	.218	.353	.571
Reliever	0	1	4.91	0	1	20	0	0	22.0	18	12	12	4	6	16	.220	.270	.415	.684
vs. AL	0	1	4.91	0	1	20	0	0	22.0	18	12	12	4	6	16	.220	.270	.415	.684
Pre-All Star	0	1	8.71	0	1	7	0	0	10.1	13	10	10	3	5	9	.310	.383	.595	.978
Post-All Star	0	0	1.54	0	0	13	0	0	11.2	5	2	2	1	1	7	.125	.143	.225	.368
April	0	1	11.57	0	0	3	0	0	2.1	5	3	3	0	1	1	.500	.545	.600	1.145
May	0	0	20.25	0	1	1	0	0	1.1	1	3	3	1	2	0	.250	.500	1.000	1.500
June	0	0	5.40	0	0	3	0	0	6.2	7	4	4	2	2	8	.250	.300	.536	.836
September	0	0	1.59	0	0	12	0	0	11.1	4	2	2	1	1	7	.105	.125	.211	.336
October	0	0	0.00	0	0	1	0	0	0.1	1	0	0	0	0	0	.500	.500	.500	1.000

#32 - MARCO GONZALES, LHP

B/T: L/L • Ht: 6-1 • Wt: 195 • Service: 0.102 • Born: 02-16-1992 in Fort Collins, CO (Age: 25)

- **The Totals** – Was 1-1 with a 6.08 ERA (27 ER, 40.0 IP) with 32 strikeouts in 11 games, including 8 starts with St. Louis (1 G) and Seattle (10 G).
- **Finishing Strong** – Was 1-0 with a 2.81 ERA (5 ER, 16.0 IP) and 17 strikeouts in 5 games, including 2 starts in September...in his first 6 appearances before September, all starts, he was 0-1 with an 8.25 ERA (22 ER, 24.0 IP) with 15 strikeouts.
- **Seattle Debut** – Made Mariners debut on Aug. 6 at Kansas City, getting a no-decision despite leaving with a 7-2 lead but did not complete 5.0 innings.
- **The Trade** – Acquired from St. Louis in exchange for minor league outfielder Tyler O'Neill on July 21.
- **Tacoma Time** – Made 2 starts with AAA Tacoma, going 2-0 with 4.50 ERA (6 ER, 12.0 IP) while striking out 9...both of his starts were quality starts.
- **AAA Recap** – Combined with AAA Memphis (11) and AAA Tacoma (2), was 8-4 with a 3.14 ERA (28 ER, 80.1 IP) with 66 strikeouts in 13 combined starts.
- **Memphis Man** – Went 6-4 with a 2.90 ERA (22 ER, 68.1 IP) with 57 strikeouts with Memphis.
- **Tacoma Time** – Was 2-0 with a 4.50 ERA (6 ER, 12.0 IP) with 9 strikeouts in 2 starts with the Rainiers.
- **Just One** – Made one start for St. Louis in second game of doubleheader on June 13 vs. Milwaukee (5 R, 3.1 IP).
- **Beach Time** – Made one start with High-A Palm Beach (STL) on May 7 vs. Lakeland.

6 Splits	W	L	ERA	SV	SVO	G	GS	CG	IP	H	R	ER	HR	BB	SO	AVG	OBP	SLG	OPS
Total	1	1	6.08	0	0	11	8	0	40.0	59	27	27	8	11	32	.343	.384	.541	.924
Home	0	0	5.00	0	0	5	3	0	18.0	24	10	10	5	1	10	.316	.325	.579	.904
Away	1	1	6.95	0	0	6	5	0	22.0	35	17	17	3	10	22	.365	.426	.510	.936
Day	0	0	7.15	0	0	4	2	0	11.1	21	9	9	2	2	9	.389	.411	.593	1.003
Night	1	1	5.65	0	0	7	6	0	28.2	38	18	18	6	9	23	.322	.372	.517	.889
Starter	1	1	7.36	0	0	8	8	0	33.0	52	27	27	8	10	24	.361	.404	.590	.994
Reliever	0	0	0.00	0	0	3	0	0	7.0	7	0	0	0	1	8	.250	.276	.286	.562
vs. NL	0	1	7.88	0	0	2	2	0	8.0	12	7	7	4	3	7	.343	.395	.771	1.166
vs. AL	1	0	5.63	0	0	9	6	0	32.0	47	20	20	4	8	25	.343	.381	.482	.863
Pre-All Star	0	0	13.50	0	0	1	1	0	3.1	6	5	5	3	0	2	.375	.375	1.125	1.500
Post-All Star	1	1	5.40	0	0	10	7	0	36.2	53	22	22	5	11	30	.340	.385	.481	.865
June	0	0	13.50	0	0	1	1	0	3.1	6	5	5	3	0	2	.375	.375	1.125	1.500
August	0	1	7.40	0	0	5	5	0	20.2	34	17	17	4	7	13	.374	.424	.560	.985
September	1	0	2.81	0	0	5	2	0	16.0	19	5	5	1	4	17	.292	.329	.369	.698

#34 - FELIX HERNANDEZ, RHP

B/T: R/R • Ht: 6-3 • Wt: 225 • Service: 12.060 • Born: 04-08-1986 in Valencia, Venezuela (Age: 31)

- **The Totals** – Was 6-5 with a 4.36 ERA (42 ER, 86.2 IP) with 78 strikeouts in 16 Starts.
- **Short Year** – His 6 wins, 16 starts, 86.2 innings and 78 strikeouts were his fewest since his rookie season in 2005 (4 wins, 12 starts, 84.1 innings and 77 strikeouts).
- **Strong Return** – In his first 6 starts after returning from his first stint on the DL, he was 3-2 with a 3.25 ERA (13 ER, 36.0 IP) with 38 strikeouts...he made two more starts before going back on the DL.
- **Second Return** – Was 1-1 with a 4.85 ERA (7 ER, 13.0 IP) with 9 strikeouts in his final three starts after his second stint on the disabled list.
- **Injuries** – Had two stints on the 10-day disabled list with right shoulder inflammation April 26 -June 23), making 3 rehab starts with AAA Tacoma, and with right shoulder bursitis Aug. 5 (retro to 8/2)-Sept. 13 before starting on Sept. 14 without rehab outing (sim game on Sept. 8).
- **The Injury** – Left his start on April 25 at Detroit after just 2.0 innings with right shoulder inflammation.
- **2,500** – Recorded his 2,500th career inning on Sept. 25 at Oakland, becoming the 5th active pitcher with at least 2,500.0 innings, joining Bartolo Colon, CC Sabathia, John Lackey and Justin Verlander.
- **Pride of Venezuela** – Earned his 157th career win on June 23 vs. Houston, surpassing former Mariner Freddy Garcia for the most career wins by a Venezuelan-born pitcher...Felix now holds the record for most starts (375), innings pitched (2502.1) and most strikeouts (2,342) among his countrymen.
- **Control** - For first time in his career, posted 3 consecutive starts of at least 5.0 innings pitched and 0 walks...his 3 straight starts of 5.0+ innings and 0 walks is tied for the longest such streak to start the season in club history (also: Cliff Lee, 4/30-5/11/2010) and is tied for the 4th-longest such streak overall in club history (9x, last: Blake Beavan (9/9-22/2011)).
- **Lid Lifter** – Made his 10th career Opening Day start on April 3 at Houston, extending his club record for OD starts and becoming the 9th pitcher in Major League history to make at least 10 Opening Day starts with one franchise...he joined Steve Carlton-PHI, Bob Gibson-STL, Walter Johnson-WSH, Juan Marichal-SFG, Jack Morris-DET, Robin Roberts-PHI, Tom Seaver-NYM and Warren Spahn-BSN/MLN.

Splits	W	L	ERA	SV	SVO	G	GS	CG	IP	H	R	ER	HR	BB	SO	AVG	OBP	SLG	OPS
Total	6	5	4.36	0	0	16	16	0	86.2	86	46	42	17	26	78	.258	.322	.468	.791
Home	4	3	4.36	0	0	9	9	0	53.2	48	28	26	9	19	49	.236	.308	.419	.727
Away	2	2	4.36	0	0	7	7	0	33.0	38	18	16	8	7	29	.292	.345	.546	.891
Day	2	1	4.44	0	0	4	4	0	24.1	25	13	12	5	11	23	.266	.349	.479	.828
Night	4	4	4.33	0	0	12	12	0	62.1	61	33	30	12	15	55	.255	.312	.464	.776
Starter	6	5	4.36	0	0	16	16	0	86.2	86	46	42	17	26	78	.258	.322	.468	.791
vs. NL	1	0	5.11	0	0	2	2	0	12.1	17	7	7	3	4	10	.347	.407	.551	.958
vs. AL	5	5	4.24	0	0	14	14	0	74.1	69	39	35	14	22	68	.243	.308	.454	.762
Pre-All Star	4	3	4.44	0	0	9	9	0	50.2	60	26	25	11	14	46	.296	.347	.517	.864
Post-All Star	2	2	4.25	0	0	7	7	0	36.0	26	20	17	6	12	32	.200	.286	.392	.678
April	2	2	4.73	0	0	5	5	0	26.2	39	14	14	6	3	22	.348	.376	.554	.930
June	1	0	4.50	0	0	2	2	0	12.0	13	6	6	3	4	11	.283	.340	.543	.883
July	2	2	3.86	0	0	6	6	0	35.0	27	18	15	7	14	36	.206	.302	.435	.737
September	1	1	4.85	0	0	3	3	0	13.0	7	8	7	1	5	9	.159	.240	.273	.513



Pitchers Notes

#18 - HISASHI IWAKUMA, RHP

B/T: R/R • Ht: 6-3 • Wt: 210 • Service: 6.000 • Born: 04-12-1981 in Tokyo, Japan (Age: 36)

- **The Totals** – Was 0-2 with a 4.35 ERA (15 ER, 31.0 IP) with 16 strikeouts in 6 starts with Seattle.
- **Surgery** – Underwent arthroscopic right shoulder debridement surgery on September 27...surgery was performed by Dr. Keith Meister in Dallas, Texas.
- **The Disabled List** – Placed on the 10-day disabled list May 10 (retro to May 7) with inflammation in his right shoulder before being transferred to the 60-day disabled list on July 24.
- **Rehab Assignment** – Sent on rehab assignment on June 14 and made two starts (June 14 vs. San Jose & June 19 vs. Salt Lake) with High-A Modesto, going 0-1 with a 6.00 ERA (4 ER, 6.0 IP) before being recalled (but not activated) from his rehab assignment on June 22.
- **Short Season** – Posted back-to-back quality starts to begin the season before going 0-1 with a 5.68 ERA (12 ER, 19.0 IP) with 12 strikeouts and 6 walks over his last 4 starts (4/16-c).

Splits	W	L	ERA	SV	SVO	G	GS	CG	IP	H	R	ER	HR	BB	SO	AVG	OBP	SLG	OPS
Total	0	2	4.35	0	0	6	6	0	31.0	27	16	15	7	12	16	.237	.320	.482	.803
Home	0	0	10.13	0	0	2	2	0	8.0	13	9	9	2	1	6	.351	.385	.595	.979
Away	0	2	2.35	0	0	4	4	0	23.0	14	7	6	5	11	10	.182	.292	.429	.721
Day	0	0	4.30	0	0	3	3	0	14.2	12	8	7	2	4	7	.214	.290	.393	.683
Night	0	2	4.41	0	0	3	3	0	16.1	15	8	8	5	8	9	.259	.348	.569	.917
Starter	0	2	4.35	0	0	6	6	0	31.0	27	16	15	7	12	16	.237	.320	.482	.803
vs. AL	0	2	4.35	0	0	6	6	0	31.0	27	16	15	7	12	16	.237	.320	.482	.803
Pre-All Star	0	2	4.35	0	0	6	6	0	31.0	27	16	15	7	12	16	.237	.320	.482	.803
April	0	2	4.15	0	0	5	5	0	26.0	21	13	12	6	11	12	.226	.321	.484	.805
May	0	0	5.40	0	0	1	1	0	5.0	6	3	3	1	1	4	.286	.318	.476	.794

#61 - CASEY LAWRENCE, RHP

B/T: R/R • Ht: 6-2 • Wt: 170 • Service: 0.093 • Born: 10-18-1987 in McSherrystown, PA (Age: 29, Turns 30 on October 28)

- **The Totals** – Was 2-3 with a 6.34 ERA (39 ER, 55.1 IP) with 52 strikeouts in 27 appearances, including 2 starts, with Toronto (4 G) and Seattle (23 G).
- **Seattle Stats** – Was 2-0 with a 5.57 ERA (26 ER, 42.0 IP) with 45 strikeouts in 23 relief appearances.
- **Strong Finish** – Was 1-0 with a 0.00 ERA (0 ER, 7.0 IP) with 7 strikeouts in his last 6 games.
- **Up & Down** – Had four stints with Seattle (May 17-June 2, June 12-13, July 28-Aug. 15 & Aug. 19-end).
- **Winner** – Earned his first Major League win on Aug. 1 at Texas, tossing 2.1 IP (3 ER).
- **Record Setter** – Struck out 9 over 5.0 innings in relief on June 1 vs. Colorado, setting the single-game club record for strikeouts by a reliever.
- **Tacoma Time** – Was 2-4 with a 4.08 ERA (26 ER, 57.1 IP) with 41 strikeouts in 11 appearances, including 7 starts with AAA Tacoma, including a 3.28 ERA (17 ER, 46.2 IP) over his last 8 games, 7 starts.
- **Welcome** – Claimed off waivers from Toronto on May 11 after being designated for assignment on May 8.
- **Oh Canada** – Was 0-3 with an 8.78 ERA (13 ER, 13.1 IP) with 7 strikeouts and 11 walks in 4 games (2 starts) with Toronto.
- **The Call** – Selected by Toronto from AAA Buffalo on April 8 and made his Major League debut in relief later that day at Tampa Bay.
- **Bisons** – Was 1-0 with a 0.90 ERA (1 ER, 10.0 IP) with 7 strikeouts in 3 starts with AAA Buffalo before being recalled.

Splits	W	L	ERA	SV	SVO	G	GS	CG	IP	H	R	ER	HR	BB	SO	AVG	OBP	SLG	OPS
Total	2	3	6.34	0	1	27	2	0	55.1	77	41	39	11	25	52	.328	.392	.515	.907
Home	0	0	5.59	0	1	10	0	0	19.1	24	13	12	5	7	25	.300	.360	.525	.885
Away	2	3	6.75	0	0	17	2	0	36.0	53	28	27	6	18	27	.342	.408	.510	.918
Day	0	0	3.45	0	0	8	0	0	15.2	12	6	6	0	9	20	.207	.313	.207	.520
Night	2	3	7.49	0	1	19	2	0	39.2	65	35	33	11	16	32	.367	.418	.616	1.034
Starter	0	2	7.94	0	0	2	2	0	11.1	18	11	10	2	6	5	.353	.414	.549	.963
Reliever	2	1	5.93	0	1	25	0	0	44.0	59	30	29	9	19	47	.321	.385	.505	.891
vs. NL	0	1	5.27	0	0	4	1	0	13.2	16	8	8	1	6	12	.302	.367	.434	.801
vs. AL	2	2	6.70	0	1	23	1	0	41.2	61	33	31	10	19	40	.335	.399	.538	.937
Pre-All Star	0	3	7.04	0	0	10	2	0	30.2	44	25	24	5	14	23	.338	.400	.523	.923
Post-All Star	2	0	5.47	0	1	17	0	0	24.2	33	16	15	6	11	29	.314	.381	.505	.886
April	0	3	8.78	0	0	4	2	0	13.1	21	14	13	2	11	7	.356	.451	.542	.993
May	0	0	4.15	0	0	4	0	0	8.2	9	4	4	1	0	7	.265	.265	.441	.706
June	0	0	7.27	0	0	2	0	0	8.2	14	7	7	2	3	9	.378	.425	.568	.993
July	0	0	0.00	0	0	1	0	0	1.0	0	0	0	0	0	1	.000	.000	.000	.000
August	1	0	6.06	0	1	9	0	0	16.1	23	11	11	5	6	21	.319	.372	.528	.900
September	1	0	5.68	0	0	6	0	0	6.1	9	5	4	1	5	6	.346	.455	.538	.993
October	0	0	0.00	0	0	1	0	0	1.0	1	0	0	0	0	1	.250	.250	.250	.500

#8 - MIKE LEAKE, RHP

B/T: R/R • Ht: 5-10 • Wt: 170 • Service: 8.000 • Born: 11-12-1987 in San Diego, CA (Age: 29)

- **The Totals** – Was 10-13 with a 3.92 ERA (81 ER, 186.0 IP) with 130 strikeouts in 31 combined starts with St. Louis and Seattle.
- **Seattle Finish** – Was 3-1 with a 2.53 ERA (9 ER, 32.0 IP) with 27 strikeouts in 5 starts for Seattle, all quality starts.
- **The Trade** – Was acquired along with cash considerations and International Slot money from St. Louis in exchange for infielder Rayder Ascanio on Aug. 30.
- **Thirty** – Recorded his 6th consecutive season with 30+ starts...he's one of four pitchers who have recorded 30+ starts in the last 6 seasons, joining Max Scherzer, Jon Lester and Ian Kennedy.
- **As A Bird** – Was 7-12 with a 4.21 ERA (72 ER, 154.0 IP) with 103 strikeouts in 26 starts for St. Louis.
- **Strong Start** – Began the season going 6-6 with a 2.97 ERA (35 ER, 106.0 IP) with 72 strikeouts in his first 16 starts, before going 1-6 with a 6.94 ERA (37 ER, 48.0 IP) with 31 strikeouts over his last 10 starts.
- **Grounded** – Ranked 4th in the Major Leagues with a ground ball rate of 54.3%, trailing only Toronto's Marcus Stroman (62.9%) and San Diego's Luis Perdomo (62.0) and Clayton Richard (60.2%).
- **Workhorse** – Tossed 186.0 innings, his 4th season of 185.0+ innings (214.1 in 2014, 192.1 in 2013 & 192.0 in 2015).
- **No Minor Thing** – Started for St. Louis vs. Pittsburgh in Little League Classic at BB&T Ballpark in Williamsport, Pa. on Aug. 20...excluding Spring Training & Arizona Fall League, marked his 3rd career appearance in a minor league ballpark...made 2 appearances (1 start) with AAA Louisville (Cincinnati) in 2011.
- **Going For Distance** – Recorded 3 starts of 8.0+ innings pitched and 1-or-fewer runs allowed (4/7 vs. CIN, 5/24 at LAD and 6/30 vs. WAS)...only 6 pitchers in the Majors had more such starts this season (Corey Kluber-CLE, 8, Chris Sale-BOS, 4, Carlos Martinez-STL, 4, Zach Greinke-ARI, 4, Jacob deGrom-NYM, 4 and Carlos Carrasco-CLE, 4).

Pitchers Notes



Splits	W	L	ERA	SV	SVO	G	GS	CG	IP	H	R	ER	HR	BB	SO	AVG	OBP	SLG	OPS
Total	10	13	3.92	0	0	31	31	0	186.0	201	93	81	20	37	130	.278	.318	.424	.742
Home	5	7	3.38	0	0	18	18	0	114.1	121	51	43	16	18	79	.275	.305	.452	.758
Away	5	6	4.77	0	0	13	13	0	71.2	80	42	38	4	19	51	.282	.338	.380	.718
Day	2	4	3.45	0	0	7	7	0	44.1	44	18	17	5	8	39	.259	.304	.406	.710
Night	8	9	4.07	0	0	24	24	0	141.2	157	75	64	15	29	91	.283	.323	.430	.752
Starter	10	13	3.92	0	0	31	31	0	186.0	201	93	81	20	37	130	.278	.318	.424	.742
vs. NL	7	11	3.72	0	0	22	22	0	130.2	136	64	54	14	32	88	.271	.317	.414	.732
vs. AL	3	2	4.39	0	0	9	9	0	55.1	65	29	27	6	5	42	.293	.320	.446	.766
Pre-All Star	6	7	3.12	0	0	17	17	0	109.2	102	45	38	12	24	74	.251	.293	.405	.699
Post-All Star	4	6	5.07	0	0	14	14	0	76.1	99	48	43	8	13	56	.312	.351	.448	.799
April	3	1	1.35	0	0	5	5	0	33.1	28	5	5	0	5	25	.226	.254	.315	.568
May	2	2	3.09	0	0	5	5	0	35.0	25	12	12	6	6	23	.202	.235	.395	.630
June	1	3	4.30	0	0	6	6	0	37.2	39	20	18	3	12	24	.281	.346	.403	.749
July	1	3	4.76	0	0	5	5	0	22.2	35	20	12	5	9	15	.347	.407	.545	.952
August	0	3	8.88	0	0	5	5	0	25.1	42	26	25	5	3	16	.375	.402	.554	.955
September	3	1	2.53	0	0	5	5	0	32.0	32	10	9	1	2	27	.258	.281	.371	.652

#37 - ARIEL MIRANDA, LHP

B/T: L/L • Ht: 6-2 • Wt: 190 • Service: 1.061 • Born: 01-10-1989 in La Habana, Cuba (Age: 28)

- **The Totals** – Was 8-7 with a 5.12 ERA (91 ER, 160.0 IP) with 137 strikeouts in 31 games, including 29 starts.
- **Leader** – Led Seattle in starts (29), innings (160.0) and was 2nd in wins (8) and strikeouts (137).
- **Strong Start** – Was 7-4 with a 4.31 ERA (58 ER, 121.0 IP) with 98 strikeouts in his first 21 starts of the season...in his final 10 appearances, including 8 starts, was 1-3 with a 7.62 ERA (33 ER, 39.0 IP) with 39 strikeouts.
- **No Hits For You** – Limited opponents to a .233 (140x600) batting average, the 7th-best in the American League (min. 150 IP).
- **Home Sweet Home** – Was 3-3 with a 3.95 ERA (37 ER, 84.1 IP) with 72 strikeouts in 14 games (13 GS) at home...was 5-4 with a 6.42 ERA (54 ER, 75.2 IP) in 17 games (16 GS) on the road.
- **Cuba Libre** – Made 29 starts, tied for the most in club history by a Cuban-born player, joining Roenis Elias (29 in 2014).
- **Support** – Had a 6.08 run support average, the 7th-highest in the American League and 9th in the Majors (min. 150.0 IP) and the 11th-highest in club history.
- **Limiting Damage** – Allowed 2 runs or less in 14-of-his-29 starts this season.
- **Longball** – Allowed 37 home runs, 2nd-most in the Majors behind Boston's Rick Porcello (38)...also the 2nd-most allowed in club history behind Jamie Moyer (44 in 2004).
- **You Complete Me** – Win #6 in Mariners 7-1 win over Tampa Bay on June 4 at Safeco Field, tossing his first career complete game, allowing 1 run on 4 hits while walking 1 and striking out 9 over 9.0 innings...it was the only complete game by a Mariners pitcher this season and first since Taijuan Walker tossed a 3-hit shutout at Los Angeles-AL on Sept. 13, 2016.
- **Streaking** – Won 5 straight decisions April 28-June 10 (9 GS, 5-0, 3.40, 20 ER, 53.0 IP)...was the first time in his career to win 5 straight decisions (previous high: 4, 9/2-18/16)...during the streak, allowed 8 ER in 3.1 IP in no-decision 5/9 at PHI; subtracting that outlier, he was 5-0 with a 2.17 ERA (12 ER, 49.2 IP) in the other 8 starts.
- **Short No-No** – Received a no-decision vs. Houston on Sept. 5 in Seattle...tossed 6.0 no-hit innings but allowed a run in the 3rd inning on a sacrifice fly...walked 6 batters, including three to lead off the 3rd inning...left with the game tied and the no-hitter intact until Cameron Maybin hit a 1-out, 2-run home run off Emilio Pagan in the 7th.
- **Strong 1st Half Finish** – Was 4-2 with a 3.59 ERA (27 ER, 67.2 IP) with 50 strikeouts in his final 11 starts before the break.
- **Strong Start** – Was 3-2 with a 3.55 ERA (13 ER, 33.1 IP) with 29 strikeouts in his first 6 starts of the season before allowing 8 runs in 3.1 innings on May 9 at Philadelphia.
- **He's Back** – Recalled from AAA Tacoma on March 31 after LHP Drew Smyly was placed on the 10-day disabled list...was optioned to Tacoma on March 25.

Splits	W	L	ERA	SV	SVO	G	GS	CG	IP	H	R	ER	HR	BB	SO	AVG	OBP	SLG	OPS
Total	8	7	5.12	0	0	31	29	1	160.0	140	93	91	37	63	137	.233	.308	.473	.781
Home	3	3	3.95	0	0	14	13	1	84.1	60	38	37	14	31	72	.199	.270	.371	.641
Away	5	4	6.42	0	0	17	16	0	75.2	80	55	54	23	32	65	.268	.345	.577	.922
Day	2	4	6.70	0	0	10	8	1	44.1	48	33	33	15	16	42	.270	.332	.584	.916
Night	6	3	4.51	0	0	21	21	0	115.2	92	60	58	22	47	95	.218	.298	.427	.724
Starter	8	7	4.90	0	0	29	29	1	158.0	136	88	86	35	62	135	.231	.306	.465	.771
Reliever	0	0	22.50	0	0	2	0	0	2.0	4	5	5	2	1	2	.364	.417	.909	1.326
vs. NL	3	0	5.13	0	0	5	5	0	26.1	21	16	15	5	11	21	.219	.294	.438	.731
vs. AL	5	7	5.12	0	0	26	24	1	133.2	119	77	76	32	52	116	.236	.310	.480	.791
Pre-All Star	7	4	4.15	0	0	18	18	1	104.0	83	48	48	20	37	80	.216	.288	.411	.699
Post-All Star	1	3	6.91	0	0	13	11	0	56.0	57	45	43	17	26	57	.264	.341	.583	.925
April	2	2	3.81	0	0	5	5	0	26.0	25	11	11	6	7	24	.245	.300	.431	.731
May	3	0	4.45	0	0	6	6	0	32.1	26	16	16	4	16	28	.220	.311	.381	.692
June	2	2	3.32	0	0	6	6	1	40.2	27	15	15	8	12	22	.188	.255	.396	.651
July	0	0	6.55	0	0	4	4	0	22.0	21	17	16	6	5	24	.256	.289	.573	.862
August	1	2	7.06	0	0	6	6	0	29.1	31	24	23	11	13	31	.267	.348	.629	.977
September	0	1	9.31	0	0	4	2	0	9.2	10	10	10	2	10	8	.263	.408	.474	.882



Pitchers Notes

#48 - ANDREW MOORE, RHP

B/T: R/R • Ht: 6-0 • Wt: 185 • Service: 0.062 • Born: 06-02-1994 in Springfield, OR (Age: 23)

- **The Totals** – Was 1-5 with a 5.34 ERA (35 ER, 59.0 IP) with 31 strikeouts in 11 games, including 9 starts with Seattle.
- **Up & Down** – Had four stints in the Majors: June 21-23, July 3-28, Aug. 11-12 & Sept. 1-end of season.
- **More Up & Down** – Was 1-1 with 3.86 ERA (9 ER, 21.0 IP) with 10 strikeouts in his first 3 appearances, all starts...was 0-2 with 9.35 ERA (18 ER, 17.1 IP) with 7 strikeouts over next 4 games, including 3 starts...over his final 4 games, including 3 starts, was 0-2 with a 3.48 ERA (8 ER, 20.2 IP) with 14 strikeouts.
- **The Debut** – Is the 4th pitcher in club history to toss at least 7.0 innings and record the win in his Major League debut, joining Matt Young (April 6, 1983 vs. NYY), Mark Langston (April 7, 1984 vs. MIL) and Blake Beavan (July 3, 2011 vs. SD)...the last pitcher to toss at least 7.0 innings and record the win in MLB debut was Eduardo Rodriguez-BOS (7.2,3,0,0,2,7) on May 28, 2015 at TEX.
- **Debut** – With a win in Major League debut, became 13th Mariners starting pitcher in club history to earn the win in his ML debut (last: James Paxton, 9/7/13 vs. TB)...became the 16th Mariner in club history to record a quality start in his ML debut.
- **No Freebies** – Did not walk a batter until 4th inning of third MLB start...he faced 69 batters without allowing a walk to start his MLB career, the longest streak in Mariners history...was the 2nd-longest to begin a Mariners career (Cliff Lee, 90 BF in 2010).
- **Length** – Tossed 6.0+ innings in 6 of his 9 starts, including in 6 of his first 7 starts.
- **Control It** – Combined between AA and AAA, struck out 99 while walking just 22.
- **Strong MLB Start** – Pitched 6.0+ innings and allowed 3 runs in each of his first three starts, making him 1 of 11 players in history to start Mariners career with 3 consecutive quality starts (most: Blake Beavan, 6 starts).
- **The Call** – Was selected from AAA Tacoma on June 21.
- **AAA Tacoma** – Was 3-4 with a 3.48 ERA (29 ER, 75.0 IP) with 66 strikeouts in 15 appearances, 14 starts, with AAA Tacoma
- **Strong AAA Start** – Began the season 3-0 with a 2.79 ERA (13 ER, 42.0 IP) with 38 strikeouts and 8 walks in his first 7 starts (5/9-6/9)...in his last 7 starts with Tacoma (6/15-8/31), was 0-4 with a 4.35 ERA (15 ER, 31.0 IP) with 26 strikeouts and 5 walks.
- **Moving On Up** – Promoted from AA Arkansas to AAA Tacoma on May 8.
- **AA Arkansas** – Began season with Arkansas and was 1-2 with a 2.08 ERA (8 ER, 34.2 IP) in 6 games (5 starts)...allowed 2 ER or less in 5 of 6 appearances.

Splits	W	L	ERA	SV	SVO	G	GS	CG	IP	H	R	ER	HR	BB	SO	AVG	OBP	SLG	OPS
Total	1	5	5.34	0	1	11	9	0	59.0	60	36	35	14	8	31	.261	.284	.500	.784
Home	1	4	5.16	0	1	8	7	0	45.1	46	27	26	9	7	22	.263	.289	.486	.774
Away	0	1	5.93	0	0	3	2	0	13.2	14	9	9	5	1	9	.255	.268	.545	.813
Day	0	3	6.87	0	0	4	4	0	18.1	24	15	14	7	1	8	.316	.316	.645	.961
Night	1	2	4.65	0	1	7	5	0	40.2	36	21	21	7	7	23	.234	.268	.429	.697
Starter	1	5	5.26	0	0	9	9	0	51.1	53	31	30	13	6	23	.265	.284	.520	.804
Reliever	0	0	5.87	0	1	2	0	0	7.2	7	5	5	1	2	8	.233	.281	.367	.648
vs. AL	1	5	5.34	0	1	11	9	0	59.0	60	36	35	14	8	31	.261	.284	.500	.784
Pre-All Star	1	1	3.86	0	0	3	3	0	21.0	17	9	9	5	2	10	.218	.244	.462	.705
Post-All Star	0	4	6.16	0	1	8	6	0	38.0	43	27	26	9	6	21	.283	.304	.520	.824
June	1	0	3.86	0	0	1	1	0	7.0	6	3	3	1	0	4	.231	.231	.423	.654
July	0	3	6.07	0	0	5	5	0	29.2	32	20	20	10	4	12	.276	.298	.586	.885
August	0	0	21.60	0	1	1	0	0	1.2	6	4	4	0	1	1	.545	.583	.636	1.220
September	0	2	3.48	0	0	4	3	0	20.2	16	9	8	3	3	14	.208	.235	.377	.611

#54 - EMILIO PAGAN, RHP

B/T: L/R • Ht: 6-3 • Wt: 210 • Service: 0.098 • Born: 05-07-1991 in Simpsonville, SC (Age: 26)

- **The Totals** – Was 2-3 with a 3.22 ERA (18 ER, 50.1 IP) with 56 strikeouts in 34 relief appearances.
- **Up & Down** – Had four stints in Majors: May 2-6, May 22-24, June 10-12 and July 7-end of season.
- **Tough Start** – Gave up 5 runs in his first 2 Major League relief appearances before posting a 2.45 ERA (13 ER, 47.2 IP) with 54 strikeouts over his final 32 relief appearances of the season.
- **Providing Length** – Had 14 appearances of 1.2+ innings, including four outings of 3.0+ frames.
- **The First** – Earned his first Major League win on Aug. 9 at Oakland, tossing 2.2 shutout innings.
- **The Right Stuff** – Limited right-handed hitters to a .189 (23x122) batting average.
- **Strong Stretch** – Posted 0.90 ERA (3 ER, 30.0 IP) with 30 strikeouts in 14 games from May 23-Aug. 16...held opponents scoreless in 12 of those 14 outings.
- **Big Four** – Tossed 4.0 shutout innings May 23 at Washington (1 H, 4 K) and 4.0 scoreless innings June 11 vs. Toronto (0 H, career-high 5 strikeouts).
- **MLB Debut** – Made his Major League debut on May 3 vs. Los Angeles-AL, allowing 3 runs in 0.1 inning.
- **Tacoma Time** – Was 2-1, 5-for-5 in save opportunities and a 2.56 ERA (9 ER, 31.2 IP) with 36 strikeouts in 23 relief appearances with AAA Tacoma.
- **Ending Strong** – In his final 11 appearances with Tacoma, posted a 0.00 ERA (0 ER, 13.2 IP) with 15 strikeouts...had a 4.50 ERA (9 ER, 18.0 IP) with 21 strikeouts in his first 12 games.

Splits	W	L	ERA	SV	SVO	G	GS	CG	IP	H	R	ER	HR	BB	SO	AVG	OBP	SLG	OPS
Total	2	3	3.22	0	1	34	0	0	50.1	39	20	18	7	8	56	.212	.246	.364	.610
Home	0	1	2.92	0	1	17	0	0	24.2	14	8	8	3	4	29	.165	.209	.306	.515
Away	2	2	3.51	0	0	17	0	0	25.2	25	12	10	4	4	27	.253	.279	.414	.693
Day	1	0	1.74	0	0	13	0	0	20.2	11	5	4	2	5	24	.153	.218	.292	.510
Night	1	3	4.25	0	1	21	0	0	29.2	28	15	14	5	3	32	.250	.265	.411	.676
Reliever	2	3	3.22	0	1	34	0	0	50.1	39	20	18	7	8	56	.212	.246	.364	.610
vs. NL	0	0	1.35	0	0	3	0	0	6.2	3	1	1	0	0	8	.136	.130	.227	.358
vs. AL	2	3	3.50	0	1	31	0	0	43.2	36	19	17	7	8	48	.222	.262	.383	.644
Pre-All Star	0	1	4.22	0	1	4	0	0	10.2	5	5	5	1	2	11	.143	.184	.229	.413
Post-All Star	2	2	2.95	0	0	30	0	0	39.2	34	15	13	6	6	45	.228	.261	.396	.657
May	0	1	6.75	0	1	3	0	0	6.2	5	5	5	1	1	6	.208	.231	.333	.564
June	0	0	0.00	0	0	1	0	0	4.0	0	0	0	0	1	5	.000	.083	.000	.083
July	0	0	0.68	0	0	6	0	0	13.1	8	1	1	0	4	15	.178	.260	.222	.482
August	1	2	3.94	0	0	12	0	0	16.0	17	8	7	2	1	16	.270	.277	.429	.705
September	1	0	4.35	0	0	12	0	0	10.1	9	6	5	4	1	14	.220	.238	.537	.775

Pitchers Notes



#65 - JAMES PAXTON, LHP

B/T: L/L • Ht: 6-4 • Wt: 235 • Service: 3.151 • Born: 11-06-1988 in Ladner, British Columbia, Canada (Age: 28)

- **The Totals** – Was 12-5 with a 2.98 ERA (45 ER, 136.0 IP) with 156 strikeouts in 24 starts.
- **Accolades** – Named the Mariners Pitcher of the Year by the Seattle chapter of the Baseball Writers Association of America.
- **The Bar** – Set career bests in wins (12), starts (24), innings (136.0), strikeouts (156) and ERA (2.98).
- **Injury Recap** – Had two stints on the 10-day disabled list: May 5 (retro to 5/3)-May 31 with a left forearm strain (1 rehab start with AA Arkansas on May 26 vs. Frisco)...and Aug. 11-Sept. 14 with a strained left pectoral muscle (suffered in 7th inning on Aug. 10 vs. LAA).
- **The Streak** – Earned win in 7 consecutive starts, July 2-Aug. 4...equaled the club record for wins in consecutive starts (also: Jamie Moyer, 5/6-6/8/03, and Scott Bankhead, 6/18-7/20/89)...the 7-game winning streak is tied for the longest streak of his career (also: Sept. 23, 2016 – June 6, 2017 in 7 decisions).
- **Good Run** – Tossed 6.0+ innings while allowing 2-or-fewer runs in 7 consecutive starts (7/2-8/4)...T4th-longest in club history (also: Felix Hernandez, 6/26-8/1/13, Jamie Moyer, 8/14-9/19/01, Dave Fleming, 5/10-6/9/92)...was longest such streak by a Mariner since Felix Hernandez posted MLB-record 16 consecutive starts of 7.0+ innings while allowing 2-or-fewer runs.
- **Blanks** – Had 2 of the top-14 longest consecutive scoreless innings streaks this season...is the only pitcher in the Major Leagues this season with 2 streaks of at least 18.0 consecutive scoreless innings...tossed 23.0 consecutive ShO IP, April 5-20, the 7th-longest streak in MLB this season...posted 21.0 straight scoreless innings, July 19-August 4, the 14th-longest streak in MLB this season...is the 3rd pitcher in club history to post multiple scoreless streaks of at least 20.0 innings in a single season, joining Hisashi Iwakuma, 2013 (23.0 ShO IP and 23.2 ShO IP) and Freddy Garcia, 2001 (23.0 ShO IP and 20.2 ShO IP).
- **Award Worthy** – Named American League Pitcher of the Month for July on Aug. 2 after going 6-0 with a 1.37 ERA (6 ER, 39.1 IP) with 46 strikeouts and 6 walks in 6 starts in July...became the first Mariners pitcher to win 6 games in a single month.
- **Dealing in July** – Went 6-0 with a 1.37 ERA (6 ER, 39.1 IP) with 46 strikeouts and 6 walks in 6 starts in July...among Major League leaders in the month of July, ranked 1st in wins (6), T3rd in innings pitched (39.1), 4th in ERA (1.37) and T4th in strikeouts (46)... became one of 10 left-handers in MLB history (done 12x) to record at least 6 wins, an ERA of 1.40-or-better and at least 40 strikeouts in any calendar month (last: Clayton Kershaw-LAD, June 2014).
- **Weekly Honors** – Named co-American League Player of the Week on July 31 after going 2-0 with a 0.00 ERA (0 ER, 13.0 IP) with 18 strikeouts and 0 walks in 2 starts vs. BOS (7/24) and New York-NL (7/30) for the week of July 24-30... shared the honors with Texas' Adrian Beltre...marked his 2nd such honor of the season (also: April 10-16) after going 2-0 with a 0.00 ERA (0 ER, 15.0 IP) with 17 strikeouts in two starts against Houston (April 10) and Texas (April 15)...became the first pitcher in club history to earn 2 AL Player of the Week honors in a single season.
- **No Long Distance** – Allowed 0.60 home-runs-per-9.0-innings-pitched (9 HR, 136.0 IP), tops among Major League starters (min. 130 IP)...did not give up a longball in 7 straight outings (45.1 IP), July 2-Aug. 4 after allowing 1 home run in each of his 5 June starts...did not allow a longball in first 7 GS in April/May.
- **Ring 'Em Up** – Recorded 11 outings this season with at least 8 strikeouts...ranks T6th-most such starts in the American League...trailed Chris Sale-BOS (26), Corey Kluber-CLE (22), Chris Archer-TB (18), Luis Severino-NYY (16) & Justin Verlander-DET/HOU (13)...among AL left-handers, his 11 games with 8+ strikeouts trail only Sale's 26 such games...is the first Mariner pitcher with 10+ games of at least 8 strikeouts since 2015 when Felix Hernandez also recorded 10 such games...is 3rd lefty in club history to accomplish this feat, joining Mark Langston (4x, 1984, '86-'88) and Randy Johnson (8x, 1990-95, '97-'98).
- **Fast Start** – Was 4-0 with a 1.26 ERA (6 ER, 43.0 IP) with 51 strikeouts in his first 7 starts of the season.
- **Streiking** – Won his first 5 decisions over his first 8 starts, going 5-0 with a 1.69 ERA (9 ER, 48.0 IP).
- **Home Sweet Home** – Posted 2.45 ERA (21 ER, 77.0 IP) with 90 strikeouts in 13 starts at home, the 4th-best home ERA in the Majors (min. 75 IP).
- **300** – Recorded 300th career strikeout on May 31 vs. Colorado...one of 3 Mariners to record at least 300 career strikeouts in his first 57 career starts with club...had 304 strikeouts in first 57 career starts, 3rd-most in club history behind Felix Hernandez (333 K) and Erik Hanson (330 K) in that span.
- **April To Remember** – Went 3-0 with a 1.39 ERA (5 ER, 32.1 IP) with 39 strikeouts and 6 walks in 5 starts in the month of April...his 39 strikeouts ranked T7th by a Mariners pitcher in the month of April (also: Mark Langston, 1989 and Randy Johnson, 1997)...his 39 strikeouts were the most by a Mariner in April since Felix Hernandez struck out 44 in April, 2013.
- **Elite Company** – Became the 18th different pitcher (done 27x) in Major League history since 1913 to record at least 3 wins without taking a loss while posting an ERA of 1.39 or lower and at least 35 strikeouts and 6-or-fewer walks in any single month...joins teammate Felix Hernandez, who accomplished this feat in July, 2013, as one of 11 American League pitchers (done 13x) to turn the trick...the last pitcher to do so was Chris Sale with the White Sox in July of 2014.
- **First Streak** – Posted 23.0 consecutive scoreless innings to open the season (through 2nd inning on April 20)...the streak is the longest to start the season in Mariners history, besting the previous mark to start the season by Mark Lowe (17.2 innings) in 2006...the previous best by a Seattle starter to start season was Felix Hernandez (17.0) to start 2007...the streak ranks T11th-longest overall streak in club history (also: Freddy Garcia, 9/4-18/01 and Mike Moore, 6/24-7/4/88).
- **That's Three** – Tossed three straight scoreless starts to begin the season (6.0 ShO IP on 4/5 at HOU, 7.0 ShO IP on 4/10 vs. HOU, 8.0 ShO IP on 4/15 vs. TEX)... was the 10th pitcher in Major League history since 1900 to begin the season with 3 consecutive starts of at least 6.0 scoreless innings, joining George McQuillan-PHI (1907), Lefty Leifield-PIT (1907), Ray Caldwell-NYY (1914), George Mogridge-NYY (1916), Harry Brecheen-STL (1948), Luis Tiant-CLE (1966), Tommy Greene-PHI (1991), Woody Williams-STL (2003) & Jordan Zimmerman-DET (2016)...*Elias Sports Bureau.*

Splits	W	L	ERA	SV	SVO	G	GS	CG	IP	H	R	ER	HR	BB	SO	AVG	OBP	SLG	OPS
Total	12	5	2.98	0	0	24	24	0	136.0	113	47	45	9	37	156	.223	.278	.324	.602
Home	7	3	2.45	0	0	13	13	0	77.0	61	23	21	6	25	90	.218	.286	.321	.608
Away	5	2	3.66	0	0	11	11	0	59.0	52	24	24	3	12	66	.230	.267	.327	.594
Day	4	1	1.49	0	0	6	6	0	36.1	29	6	6	1	8	38	.220	.273	.265	.538
Night	8	4	3.52	0	0	18	18	0	99.2	84	41	39	8	29	118	.225	.279	.345	.624
Starter	12	5	2.98	0	0	24	24	0	136.0	113	47	45	9	37	156	.223	.278	.324	.602
vs. NL	2	1	1.47	0	0	3	3	0	18.1	13	3	3	1	3	23	.203	.254	.266	.519
vs. AL	10	4	3.21	0	0	21	21	0	117.2	100	44	42	8	34	133	.226	.281	.333	.614
Pre-All Star	7	3	3.21	0	0	14	14	0	81.1	66	31	29	5	30	91	.220	.290	.327	.616
Post-All Star	5	2	2.63	0	0	10	10	0	54.2	47	16	16	4	7	65	.228	.259	.320	.580
April	3	0	1.39	0	0	5	5	0	32.1	21	5	5	0	6	39	.179	.218	.231	.449
May	1	0	0.84	0	0	2	2	0	10.2	8	2	1	0	5	12	.205	.289	.282	.571
June	1	3	7.20	0	0	5	5	0	25.0	33	21	20	5	14	28	.324	.398	.539	.938
July	6	0	1.37	0	0	6	6	0	39.1	25	6	6	0	6	46	.182	.231	.212	.443
August	1	0	3.65	0	0	2	2	0	12.1	9	5	5	2	2	13	.200	.234	.356	.590
September	0	2	6.97	0	0	3	3	0	10.1	14	8	8	2	4	9	.311	.367	.511	.878
October	0	0	0.00	0	0	1	1	0	6.0	3	0	0	0	0	9	.143	.143	.143	.286



Pitchers Notes

#47 - JAMES PAZOS, LHP

B/T: R/L • Ht: 6-2 • Wt: 235 • Service: 1.067 • Born: 05-05-1991 in Gilbert, AZ (Age: 26)

- **The Totals** – Was 4-5 with a 3.86 ERA (23 ER, 53.2 IP) with 65 strikeouts in 59 relief appearances.
- **Strong Start** – Was 2-1 with a 2.01 ERA (7 ER, 31.1 IP) with 38 strikeouts in his first 30 games of the season...posted a 12.38 ERA (11 ER, 8.0 IP) in his next 11 appearances, before posting a 3.14 ERA (5 ER, 14.1 IP) over his final 18 outings.
- **Full Season** – Set career bests in wins (4), games (59), innings (53.2), strikeouts (65) and ERA (3.86) in his first full Major League season.
- **Bullpen Marks** – Among Mariners relievers ranked 2nd in strikeouts (65), 2nd in wins (4), 3rd in innings (53.2), 4th in games (59) and ERA (3.86) and 5th in opponent batting average (.248).
- **Limiting Lefties** – Held left-handers to a .218 (17x78) batting average, compared to .266 (34x128) against righties.
- **Providing Length** – Made 13 appearances of more than 1.0 inning, including three outings of 2.0+ frames...when pitching more than 1.0 inning, posted a 0.43 ERA (1 ER, 21.0 IP) with 24 strikeouts.
- **Lefty Length** – His 53.2 innings were the 9th-most by a left-handed reliever in the American League.
- **Good Run** – Had a 1.40 ERA (3 ER, 19.1 IP) with 24 strikeouts from May 5-June 19.
- **Winner** – Win #1 on May 6 at TEX, tossing shutout T7th (Mariners scored 7 runs in B7).
- **Big Game** – Hold #1 with season-high 2.1 IP April 28 at CLE...0 R, 4 K, 2 H in 3-1 win.

Splits	W	L	ERA	SV	SVO	G	GS	CG	IP	H	R	ER	HR	BB	SO	AVG	OBP	SLG	OPS
Total	4	5	3.86	0	3	59	0	0	53.2	51	30	23	7	24	65	.248	.335	.388	.723
Home	2	5	5.92	0	2	29	0	0	24.1	28	20	16	3	14	34	.269	.358	.385	.743
Away	2	0	2.15	0	1	30	0	0	29.1	23	10	7	4	10	31	.225	.311	.392	.703
Day	1	1	9.24	0	2	18	0	0	12.2	19	15	13	4	10	12	.365	.455	.654	1.108
Night	3	4	2.20	0	1	41	0	0	41.0	32	15	10	3	14	53	.208	.289	.299	.588
Reliever	4	5	3.86	0	3	59	0	0	53.2	51	30	23	7	24	65	.248	.335	.388	.723
vs. NL	0	0	1.04	0	0	8	0	0	8.2	7	2	1	0	2	8	.226	.273	.258	.531
vs. AL	4	5	4.40	0	3	51	0	0	45.0	44	28	22	7	22	57	.251	.345	.411	.756
Pre-All Star	2	2	3.06	0	2	35	0	0	35.1	28	16	12	4	15	44	.212	.303	.348	.651
Post-All Star	2	3	5.40	0	1	24	0	0	18.1	23	14	11	3	9	21	.311	.391	.459	.850
April	0	0	1.64	0	1	10	0	0	11.0	9	2	2	0	4	12	.220	.298	.268	.566
May	1	1	2.19	0	1	12	0	0	12.1	8	5	3	1	4	16	.182	.260	.341	.601
June	1	0	5.59	0	0	10	0	0	9.2	7	6	6	2	6	13	.200	.333	.371	.705
July	0	2	9.95	0	1	9	0	0	6.1	13	10	7	1	4	6	.394	.474	.515	.989
August	2	1	0.90	0	0	9	0	0	10.0	9	3	1	1	4	11	.250	.333	.361	.694
September	0	1	4.15	0	0	8	0	0	4.1	3	2	2	1	1	7	.200	.235	.400	.635
October	0	0	-	0	0	1	0	0	0.0	2	2	2	1	1	0	1.000	1.000	2.500	3.500

#46 - DAVID PHELPS, RHP

B/T: R/R • Ht: 6-2 • Wt: 200 • Service: 5.156 • Born: 10-09-1986 in St. Louis, MO (Age: 31)

- **The Totals** – Was 4-5 with 21 holds and a 3.40 ERA (21 ER, 55.2 IP) with 62 strikeouts in 54 combined relief appearances with Miami and Seattle.
- **With Seattle** – Was 2-1 with 3 holds and a 3.12 ERA (3 ER, 8.2 IP) with 11 strikeouts in 10 games with Seattle.
- **Surgery** – Had surgery to remove a bone spur from his right elbow on Sept. 13...surgery was performed by Dr. David Altchek in New York.
- **That Hurts** – Made two trips to the disabled list with Seattle: On 10-day DL Sept. 1-end of season with right elbow posterior impingement (transferred to 60-day on Sept. 4)...on the 10-day disabled list with an impingement in his right elbow on August 8 (retroactive to 8/7) to Aug. 23.
- **Strong Finish** – Was 2-3 with 21 holds and a 2.36 ERA (12 ER, 45.2 IP) with 50 strikeouts over his final 46 games...began the season with an 8.10 ERA (9 ER, 10.0 IP) in his first 8 games.
- **Trade** – Acquired from Miami on July 20 for minor leaguers Brayan Hernandez (of), Pablo Lopez (rhp), Brandon Miller (rhp) and Lukas Schiraldi (rhp).
- **Ranked** – At the time of his first DL placement (8/8), he ranked 2nd among Major League relievers in holds (21) and T15th in innings pitched (54.0).
- **Miami Time** – Was 2-4 with 18 holds and a 3.45 ERA (18 ER, 47.0 IP) with 51 strikeouts in 44 games with Miami.

Splits	W	L	ERA	SV	SVO	G	GS	CG	IP	H	R	ER	HR	BB	SO	AVG	OBP	SLG	OPS
Total	4	5	3.40	0	8	54	0	0	55.2	51	23	21	5	26	62	.246	.331	.362	.693
Home	1	1	1.26	0	2	27	0	0	28.2	24	6	4	0	12	32	.231	.310	.260	.570
Away	3	4	5.67	0	6	27	0	0	27.0	27	17	17	5	14	30	.262	.350	.466	.816
Day	2	2	4.15	0	4	22	0	0	21.2	23	11	10	2	10	20	.284	.355	.420	.775
Night	2	3	2.91	0	4	32	0	0	34.0	28	12	11	3	16	42	.222	.315	.325	.640
Reliever	4	5	3.40	0	8	54	0	0	55.2	51	23	21	5	26	62	.246	.331	.362	.693
vs. NL	3	5	4.29	0	7	40	0	0	42.0	43	21	20	5	20	43	.272	.356	.418	.773
vs. AL	1	0	0.66	0	1	14	0	0	13.2	8	2	1	0	6	19	.163	.250	.184	.434
Pre-All Star	2	4	3.68	0	6	41	0	0	44.0	40	20	18	5	16	48	.245	.311	.380	.691
Post-All Star	2	1	2.31	0	2	13	0	0	11.2	11	3	3	0	10	14	.250	.393	.295	.688
April	2	2	5.79	0	3	12	0	0	14.0	17	10	9	3	5	13	.309	.367	.509	.876
May	0	0	0.00	0	0	11	0	0	11.2	6	1	0	0	3	14	.146	.205	.171	.375
June	0	2	5.40	0	3	13	0	0	13.1	13	8	8	2	8	14	.271	.368	.458	.827
July	1	1	1.98	0	0	13	0	0	13.2	12	3	3	0	6	20	.231	.310	.269	.580
August	1	0	3.00	0	2	5	0	0	3.0	3	1	1	0	4	1	.273	.471	.364	.834

Pitchers Notes



#31 - ERASMO RAMIREZ, RHP

B/T: R/R • Ht: 5-10 • Wt: 215 • Service: 4.158 • Born: 05-02-1990 in Rivas, Nicaragua (Age: 27)

- **The Totals** – Was 5-6 with 1 save and a 4.39 ERA (64 ER, 131.1 IP) with 109 strikeouts in 37 games, including 19 starts, with Tampa Bay and Seattle.
- **With Seattle** – Was 1-3 with a 3.92 ERA (27 ER, 62.0 IP) with 54 strikeouts in 11 starts with Seattle.
- **The Trade** – Acquired from Tampa Bay in exchange for Steve Cishek (rhp) on July 28 and added to active roster on July 30.
- **Up & Down** – Was 1-3 with 3.63 ERA (27 ER, 67.0 IP) with 58 strikeouts in final 14 games, including 11 starts...from May 19-July 5, had 6.58 ERA (29 ER, 39.2 IP) with 33 strikeouts in 11 games, including 7 starts...began year 2-0 with 2.92 ERA (8 ER, 24.2 IP) with 18 strikeouts in first 12 games (1 start).
- **Leading The Way** – After being added to the Seattle roster on July 30, he led the Mariners in starts (11), innings (62.0) and strikeouts (54).
- **With Rays** – Was 4-3 with 1 save, 6 holds and a 4.80 ERA (37 ER, 69.1 IP) in 26 games (8 starts)...limited opponents to a .189 (20x106) average and .232 on-base percentage...as a reliever, he went 1-1 with 1 save, 6 holds and a 3.23 ERA (11 ER, 30.2 IP) with 23 strikeouts and 6 walks in 18 appearances.
- **Start It Up** – Was 4-5 with a 4.74 ERA (53 ER, 100.2 IP) with 86 strikeouts in 19 combined starts with Seattle and Tampa Bay.
- **Home & Away** – In 15 games (9 starts) at his home ballpark, was 4-0 with a 2.49 ERA (17 ER, 61.1 IP) with 53 strikeouts and 12 walks...on the road, was 1-6 with 1 save and a 6.04 ERA (47 ER, 70.0 IP) with 56 strikeouts in 22 outings (10 starts).
- **Length** – Tossed 6.0+ innings in 7 of his 11 starts with Seattle and 5.0+ in 9 of those 11.
- **Limiting Damage** – Limited opponents to 2 earned runs or less in 7 of his 11 starts and 3 runs or less in 9 of them.

Splits	W	L	ERA	SV	SVO	G	GS	CG	IP	H	R	ER	HR	BB	SO	AVG	OBP	SLG	OPS
Total	5	6	4.39	1	2	37	19	0	131.1	123	70	64	22	31	109	.247	.291	.443	.733
Home	4	0	2.49	0	0	15	9	0	61.1	42	18	17	8	12	53	.190	.235	.353	.588
Away	1	6	6.04	1	2	22	10	0	70.0	81	52	47	14	19	56	.293	.333	.514	.848
Day	2	4	5.11	1	2	17	9	0	61.2	66	37	35	13	14	56	.272	.310	.481	.792
Night	3	2	3.75	0	0	20	10	0	69.2	57	33	29	9	17	53	.224	.272	.406	.677
Starter	4	5	4.74	0	0	19	19	0	100.2	103	59	53	19	25	86	.263	.306	.478	.784
Reliever	1	1	3.23	1	2	18	0	0	30.2	20	11	11	3	6	23	.189	.232	.311	.543
vs. NL	1	1	6.28	0	1	5	2	0	14.1	13	10	10	2	7	14	.241	.323	.389	.711
vs. AL	4	5	4.15	1	1	32	17	0	117.0	110	60	54	20	24	95	.248	.286	.449	.736
Pre-All Star	4	3	5.18	1	2	23	8	0	64.1	66	39	37	10	15	51	.267	.309	.449	.759
Post-All Star	1	3	3.63	0	0	14	11	0	67.0	57	31	27	12	16	58	.228	.272	.436	.708
April	2	0	2.41	0	0	7	1	0	18.2	11	5	5	3	2	13	.172	.197	.328	.525
May	1	0	4.79	1	1	9	3	0	20.2	21	11	11	2	5	15	.269	.310	.462	.771
June	1	2	7.29	0	0	5	4	0	21.0	28	19	17	4	7	20	.318	.371	.511	.882
July	0	1	4.00	0	1	5	0	0	9.0	6	4	4	1	2	7	.188	.235	.281	.517
August	1	2	3.62	0	0	6	6	0	32.1	29	15	13	7	8	25	.238	.286	.459	.745
September	0	1	4.25	0	0	5	5	0	29.2	28	16	14	5	7	29	.248	.285	.469	.754

#25 - MARC RZEPCHYNSKI, LHP

B/T: L/L • Ht: 6-2 • Wt: 220 • Service: 7.132 • Born: 08-29-1985 in Oak Lawn, IL (Age: 32)

- **The Totals** – Was 2-2 with 1 save and a 4.02 ERA (14 ER, 31.1 IP) with 25 strikeouts in 64 relief appearances.
- **Durable** – His 64 relief appearances were 3rd on the club behind Nick Vincent (69) and Edwin Diaz (66).
- **Stranded** – Stranded 85% (44 of 52) of inherited base runners, the best mark in the Majors (min. 50 inherited runners).
- **Strong Start** – Posted a 1.23 ERA (2 ER, 14.2 IP) with 13 strikeouts in his first 23 relief appearances of the season, including 16 scoreless games to start the year...allowed a run in just one of those 23 outings.
- **Up & Down** – After posting 1.23 ERA in first 23 relief outings, posted a 14.73 ERA (6 ER, 3.2 IP) with 2 strikeouts in 15 games from June 13-July 28...in final 26 outings, posted a 4.15 ERA (6 ER, 13.0 IP).
- **Hold It** – Had 20 holds, T12th in the American League.
- **Save It** – Struck out Chris Davis after inheriting bases loaded in T9th to protect 7-6 win Aug. 16...2nd career save, first since Sept. 20, 2014 at MIN (w/CLE).
- **Brief Relief** – Tossed 0.1 of an inning or less in 39 of his 64 relief appearances.

Splits	W	L	ERA	SV	SVO	G	GS	CG	IP	H	R	ER	HR	BB	SO	AVG	OBP	SLG	OPS
Total	2	2	4.02	1	3	64	0	0	31.1	29	16	14	2	20	25	.252	.368	.339	.707
Home	1	1	4.73	1	2	31	0	0	13.1	12	8	7	2	14	10	.245	.413	.408	.821
Away	1	1	3.50	0	1	33	0	0	18.0	17	8	7	0	6	15	.258	.329	.288	.617
Day	1	1	1.50	1	1	26	0	0	12.0	9	2	2	0	8	11	.214	.340	.238	.578
Night	1	1	5.59	0	2	38	0	0	19.1	20	14	12	2	12	14	.274	.384	.397	.781
Reliever	2	2	4.02	1	3	64	0	0	31.1	29	16	14	2	20	25	.252	.368	.339	.707
vs. NL	0	0	5.79	0	1	9	0	0	4.2	6	3	3	1	2	5	.333	.400	.556	.956
vs. AL	2	2	3.71	1	2	55	0	0	26.2	23	13	11	1	18	20	.237	.362	.299	.661
Pre-All Star	1	0	3.31	0	0	32	0	0	16.1	13	8	6	1	12	14	.217	.347	.317	.664
Post-All Star	1	2	4.80	1	3	32	0	0	15.0	16	8	8	1	8	11	.291	.391	.364	.754
April	0	0	0.00	0	0	10	0	0	6.2	1	0	0	0	2	3	.050	.136	.050	.186
May	1	0	3.00	0	0	11	0	0	6.0	3	2	2	1	4	9	.143	.280	.333	.613
June	0	0	10.13	0	0	6	0	0	2.2	6	5	3	0	3	1	.462	.563	.538	1.101
July	0	0	5.40	0	1	13	0	0	5.0	7	3	3	1	4	4	.333	.440	.524	.964
August	1	0	2.16	1	2	13	0	0	8.1	6	2	2	0	3	7	.222	.323	.222	.545
September	0	2	13.50	0	0	11	0	0	2.2	6	4	4	0	4	1	.462	.588	.538	1.127

#59 - SHAE SIMMONS, RHP

B/T: R/R • Ht: 5-11 • Wt: 190 • Service: 3.111 • Born: 09-03-1990 in Cape Girardeau, MO (Age: 27)

- **The Totals** – Was 0-2 with a 7.04 ERA (6 ER, 7.2 IP) with 8 strikeouts in 9 relief appearances with Seattle.
- **Strong Start** – Did not allow a run in his first 6 appearances (6.0 IP) before allowing 6 runs in his final 3 games (1.2 IP).
- **Rehab Work** – Made appearances with the AZL Mariners, AA Arkansas and AAA Tacoma while on a rehab assignment, posting a 4.91 ERA (6 ER, 11.0 IP) with 12 strikeouts in 13 games.
- **DL Stints** – Placed on 10-day disabled list with right elbow strain on March 31 before being transferred to the 60-day DL on May 7 and activated on Sept. 1.

Splits	W	L	ERA	SV	SVO	G	GS	CG	IP	H	R	ER	HR	BB	SO	AVG	OBP	SLG	OPS
Total	0	2	7.04	0	0	9	0	0	7.2	4	6	6	1	4	8	.167	.267	.333	.600
Home	0	0	1.93	0	0	5	0	0	4.2	2	1	1	0	2	7	.133	.235	.200	.435
Away	0	2	15.00	0	0	4	0	0	3.0	2	5	5	1	2	1	.222	.308	.556	.863
Day	0	2	14.73	0	0	5	0	0	3.2	4	6	6	1	2	3	.308	.353	.615	.968
Night	0	0	0.00	0	0	4	0	0	4.0	0	0	0	0	2	5	.000	.154	.000	.154
Reliever	0	2	7.04	0	0	9	0	0	7.2	4	6	6	1	4	8	.167	.267	.333	.600
vs. AL	0	2	7.04	0	0	9	0	0	7.2	4	6	6	1	4	8	.167	.267	.333	.600
Post-All Star	0	2	7.04	0	0	9	0	0	7.2	4	6	6	1	4	8	.167	.267	.333	.600
September	0	1	2.57	0	0	8	0	0	7.0	3	2	2	1	2	8	.136	.208	.318	.527
October	0	1	54.00	0	0	1	0	0	0.2	1	4	4	0	2	0	.500	.500	.500	1.000



Pitchers Notes

#50 - NICK VINCENT, RHP

B/T: R/R • Ht: 6-0 • Wt: 185 • Service: 4.067 • Born: 07-12-1986 in Poway, CA (Age: 31)

- **The Totals** – Was 3-3 with 29 holds and a 3.20 ERA (23 ER, 64.2 IP) with 50 strikeouts in 69 relief appearances.
- **Recognition** – Named the Mariners Unsung Hero by the Seattle chapter of the Baseball Writers Association of America.
- **New High** – Set career bests in games (69), innings (64.2) and holds (29).
- **Bullpen Leader** – Led Seattle's bullpen in games (69) and ERA (3.20), and was 2nd in innings (64.2).
- **Hold It** – Had 29 holds, 2nd-most in the Majors (Taylor Rogers, 30)...the 29 holds are 2nd-best in club history behind Arthur Rhodes (32 in 2001).
- **Strong Start** – Had a 1.87 ERA (12 ER, 57.2 IP) with 26 holds and 44 strikeouts in his first 60 games of the season...was 0-2 with a 14.14 ERA (11 ER, 7.0 IP) with 6 strikeouts over his final 9 outings of the season.
- **Blanks** – Did not allow a run in 57 of his 69 appearances.
- **Home Field** – Did not allow a run at home until Sept. 5 vs. Houston, going 280 scoreless innings at home to start the season, the longest since Hisashi Iwakuma (29.0, 9/25/13-5/25/14).
- **Strong Stretch** – Was 3-1 with 19 holds and a 1.26 ERA (6 ER, 43.0 IP) with 35 strikeouts in 46 games from April 11-Aug. 4.

Splits	W	L	ERA	SV	SVO	G	GS	CG	IP	H	R	ER	HR	BB	SO	AVG	OBP	SLG	OPS
Total	3	3	3.20	0	2	69	0	0	64.2	62	23	23	3	13	50	.257	.291	.353	.643
Home	1	2	1.95	0	2	36	0	0	32.1	23	7	7	0	7	30	.204	.246	.274	.520
Away	2	1	4.45	0	0	33	0	0	32.1	39	16	16	3	6	20	.305	.331	.422	.753
Day	1	2	6.14	0	0	25	0	0	22.0	24	15	15	2	7	14	.286	.337	.440	.777
Night	2	1	1.69	0	2	44	0	0	42.2	38	8	8	1	6	36	.242	.265	.306	.571
Reliever	3	3	3.20	0	2	69	0	0	64.2	62	23	23	3	13	50	.257	.291	.353	.643
vs. NL	1	0	0.82	0	0	12	0	0	11.0	8	1	1	0	2	7	.205	.244	.256	.500
vs. AL	2	3	3.69	0	2	57	0	0	53.2	54	22	22	3	11	43	.267	.300	.371	.671
Pre-All Star	2	1	2.02	0	0	37	0	0	35.2	31	8	8	1	7	27	.237	.271	.313	.584
Post-All Star	1	2	4.66	0	2	32	0	0	29.0	31	15	15	2	6	23	.282	.314	.400	.714
April	0	0	2.25	0	0	10	0	0	12.0	6	3	3	0	2	10	.158	.195	.211	.406
May	2	1	2.31	0	0	14	0	0	11.2	13	3	3	1	2	7	.277	.306	.447	.753
June	0	0	0.00	0	0	8	0	0	8.0	6	0	0	0	2	6	.200	.250	.200	.450
July	1	0	2.13	0	1	15	0	0	12.2	12	3	3	0	2	12	.255	.275	.277	.551
August	0	0	2.31	0	0	11	0	0	11.2	9	3	3	1	1	9	.214	.233	.310	.542
September	0	2	11.42	0	1	11	0	0	8.2	16	11	11	1	4	6	.432	.476	.649	1.125

#55 - TONY ZYCH, RHP

B/T: R/R • Ht: 6-3 • Wt: 190 • Service: 2.006 • Born: 08-07-1990 in Monee, IL (Age: 27)

- **The Totals** – Was 6-3 with 1 save, 12 holds and a 2.66 ERA (12 ER, 40.2 IP) with 35 strikeouts in 45 relief appearances.
- **Shut It Down** – Held opponents scoreless in 35 of his 45 appearances, and allowed more than 1 run in only 1 game this season.
- **Strong Start** – Was 4-2 with a 1.99 ERA (7 ER, 31.2 IP) with 27 strikeouts in his first 35 games...had a 5.00 ERA (5 ER, 9.0 IP) over his final 10 appearances.
- **That Hurts** – Began the year on the disabled list (recovering from off-season surgery) and made two rehab appearances with AAA Tacoma, tossing 1.1 innings before being activated on April 14.
- **Second Time** – Was placed on the 10-day disabled list with a right elbow flexor bundle strain on Aug. 22 to end of the season.
- **No Hits** – Limited opponents to a .208 (30x144) batting average, including .194 (19x98) against right-handed hitters.
- **Rehab Time** – Made one official rehab appearance with AAA Tacoma, allowing 3 runs on 3 hits, including a home run, while striking out 2 in 1.0 inning on April 9 at Sacramento...also appeared in a suspended game (completed July 8) on April 7 at Sacramento, allowing 2 hits and striking out 1 in 0.1 innings pitched.

Splits	W	L	ERA	SV	SVO	G	GS	CG	IP	H	R	ER	HR	BB	SO	AVG	OBP	SLG	OPS
Total	6	3	2.66	1	2	45	0	0	40.2	30	12	12	2	21	35	.208	.326	.292	.617
Home	4	3	3.55	1	1	25	0	0	25.1	20	10	10	1	18	24	.222	.366	.311	.677
Away	2	0	1.17	0	1	20	0	0	15.1	10	2	2	1	3	11	.185	.250	.259	.509
Day	3	0	0.64	0	1	16	0	0	14.0	10	1	1	1	7	7	.200	.293	.280	.573
Night	3	3	3.71	1	1	29	0	0	26.2	20	11	11	1	14	28	.213	.342	.298	.640
Reliever	6	3	2.66	1	2	45	0	0	40.2	30	12	12	2	21	35	.208	.326	.292	.617
vs. NL	1	0	1.35	0	0	9	0	0	6.2	6	1	1	0	6	4	.240	.387	.280	.667
vs. AL	5	3	2.91	1	2	36	0	0	34.0	24	11	11	2	15	31	.202	.312	.294	.606
Pre-All Star	3	2	2.33	1	2	29	0	0	27.0	19	7	7	2	13	22	.202	.321	.309	.630
Post-All Star	3	1	3.29	0	0	16	0	0	13.2	11	5	5	0	8	13	.220	.333	.260	.593
April	1	0	0.00	0	0	5	0	0	4.1	1	0	0	0	2	2	.083	.200	.083	.283
May	1	1	3.86	1	2	11	0	0	9.1	11	4	4	1	4	9	.289	.386	.421	.807
June	1	1	2.79	0	0	10	0	0	9.2	7	3	3	1	6	7	.212	.350	.364	.714
July	2	0	0.84	0	0	11	0	0	10.2	5	1	1	0	7	12	.139	.295	.167	.462
August	1	1	5.40	0	0	8	0	0	6.2	6	4	4	0	2	5	.240	.310	.280	.590

Pitchers Notes



Additional Pitchers to Appear in 2017:

CHRISTIAN BERGMAN, RHP

- **The Totals** – Was 4-5 with a 5.00 ERA (30 ER, 54.0 IP) with 33 strikeouts in 13 games, including 8 starts with Seattle.
- **Up, Down & Up** – Was 1-1 with a 2.70 ERA (4 ER, 13.1 IP) with 4 strikeouts in his last 5 games (1 start)...was 2-3 with an 8.03 ERA (22 ER, 24.2 IP) from May 23-June 13 in 5 starts...in first 3 games (2 starts), was 1-1 with a 2.25 ERA (4 ER, 16.0 IP) with 12 strikeouts.
- **Yo-Yo** – Had three Major League stints with Seattle: May 7-June 20, Aug. 12-13 & Aug. 28-Sept. 1).
- **Relief Work** – As a reliever, he was 0-1 with a 2.38 ERA (3 ER, 11.1 IP) with 5 strikeouts in 5 relief appearances.
- **Start It Up** – As a starter, he was 4-4 with a 5.70 ERA (27 ER, 42.2 IP) with 28 strikeouts in 8 starts.
- **Tacoma Time** – In 16 starts with AAA Tacoma, Bergman was 9-4 with a 5.34 ERA (51 ER, 86.0 IP) with 63 strikeouts and 18 walks
- **Quite The Starts** – Made two starts of 7.0+ innings while allowing zero runs (7.1 on May 17 vs. OAK & 7.0 on May 28 at BOS)
- **Swing, Batter-Batter** – In his start on May 18 vs. Oakland, collected a career-high 14 swinging strikes, including 10 on breaking balls (Statcast)...his previous career-high was 13 on Sept. 15, 2014 vs. the Dodgers with the Rockies in his 8th career start.
- **Before the Call** – Began the season with Tacoma, going 5-0 with a 2.17 ERA (7 ER, 29.0 IP) with 24 strikeouts and 6 walks in 5 starts, pitching at least 5.0 innings in each of his 5 starts, and 6+ innings in 3 of 5 starts.

STEVE CISHEK, RHP

- **The Trade** – Traded to Tampa Bay in exchange for Erasmo Ramirez (rhp) on July 28.
- **Seattle Totals** – Was 1-1 with 1 save and a 3.15 ERA (7 ER, 20.0 IP) with 15 strikeouts in 23 relief appearances with Seattle.
- **Strong Finish** – In his last 21 appearances, posted a 1.86 ERA (4 ER, 19.1 IP) with 15 strikeouts.
- **He's Back** – Was activated from the 10-day disabled list on May 15.
- **Rehab** – Went 1-0 with 3.00 ERA (2 ER, 6.0 IP) with 7 strikeouts in 7 combined rehab games, including 2 starts, with AA Arkansas and AAA Tacoma.
- **AA Rehab** – Began rehab assignment with 1.0 scoreless inning on April 17 with AA Arkansas and in 4 games (1 start), posted a 5.40 ERA (2 ER, 3.1 IP) with 4 strikeouts and 1 walk.
- **AAA Rehab** – Made 3 appearances (1 start) with Tacoma, where he went 1-0 while allowing 2 hits in 2.2 scoreless innings (April 21, May 11-13).
- **DL Stint** – Originally placed on the 10-day disabled list on March 31 as he was recovering from surgery to repair a left hip labrum tear (Oct. 12, 2016).

TYLER CLOYD, RHP

- **Lone Game** – Made one appearance with Seattle, earning the win on June 9 vs. Toronto, tossing 1.0 shutout inning...marked his first win since Sept. 26, 2013 at Atlanta w/Philadelphia
- **Tacoma Totals** – Was 1-1 with 1 save and a 5.67 ERA (38 ER, 60.1 IP) in 19 games, 14 starts with AAA Tacoma...limited opponents to a .263 (64x243) average, while walking 17 and striking out 48.
- **Ouch** – On 7-day DL with a strained right forearm, June 23-July 9...made 1 game on rehab outing with Short-A Everett on July 5 vs. Tri-City (1.0,1,0,0,0,0).
- **Up & Down** – Selected from AAA Tacoma on June 2 before being optioned on June 10...was subsequently designated for assignment on June 21 before being outrighted on June 22.
- **Strong Start** – Was 1-0 with a 1.40 ERA (3 ER, 19.1 IP) with 16 strikeouts in 5 starts with AAA Tacoma after having his contract purchased from the independent Atlantic League, including tossing a season-high 13.2 scoreless innings over first 4 starts of the season, May 13-28.
- **Independent Ball** – Signed a minor league contract with Seattle on May 12 and was assigned to Tacoma...with the Somerset Patriots, he opened the season going 0-0 with a 1.50 ERA (2 ER, 12.0 IP) in three starts in the Atlantic League.

ZAC CURTIS, LHP

- **Liberty Bell** – Claimed off waivers by Philadelphia on Sept. 11.
- **Seattle Totals** – Was 0-0 with a 0.00 ERA (0 ER, 4.2 IP) with 2 strikeouts in three appearances during two stints with Seattle May 11-15 & June 16.
- **No Minor Thing** – Spent most of the season with AA Arkansas, going 1-2 with a 3.51 ERA (20 ER, 51.1 IP) with 60 strikeouts in 41 relief appearances.
- **Strong Start** – In his first 32 relief appearances with the Travelers, he posted a 2.03 ERA (9 ER, 40.0 IP) with 49 strikeouts before posting an 8.74 ERA (11 ER, 11.1 IP) with 11 strikeouts in his final nine appearances.
- **All-Star** – Represented Arkansas in the Texas League North Division All-Star game on June 27 in Frisco, tossing 1.0 shutout inning.
- **Punchout** – Struck out 10.5 batters per 9.0 innings (60 K, 51.1 IP) with Arkansas.

CHASE DE JONG, RHP

- **Seattle Totals** – Was 0-3 with a 6.35 ERA (20 ER, 28.1 IP) with 13 strikeouts in 7 games including 4 starts in the Majors.
- **Firsts** – Made his Major League debut on April 5 at Houston, and made his first start on April 30 at Cleveland.
- **The Debut** – Recorded loss in Major League debut on April 5 at Houston (0.2,2,3,3,1,0,HR), allowing a walk-off 3-run home run to George Springer with 2 outs in the bottom othe 13th inning.
- **Up & Down** – Had four stints in the Majors with Seattle: April 3-5, April 21-23, April 26-May 17 and June 14-16.
- **Minor Totals** – Went 4-9 with a 5.99 ERA (75 ER, 112.2 IP) with 79 strikeouts in 20 starts combined between AAA Tacoma and AA Arkansas (8/7-end).
- **Tacoma Time** – Made 15 starts with Tacoma, going 3-6 with a 6.00 ERA (56 ER, 84.0 IP)...earned wins in each of his first 2 starts, going 2-0 with a 1.74 ERA (2 ER, 10.1 IP), but went 1-6 with a 6.60 ERA (54 ER, 73.2 IP) in 13 starts with Tacoma, May 22-Aug. 5.
- **Arkansas** – Went 1-3 with a 5.97 ERA (19 ER, 28.2 IP) in 5 starts with Arkansas (8/7-end of season).
- **Eight Is Great** – Tossed a season-high 8.0 innings on Aug. 10 vs. Frisco, but recorded the loss in Arkansas' 3-1 loss vs. Frisco (8.0,7,2,2,0,3)...marked the 3rd time in his career to toss at least 8.0 innings in a start (also: 9.0 IP - 6/18/15 vs. Bowling Green w/Lansing & 8.2 IP - 5/21/15 vs. South Bend w/Lansing).

CASEY FIEN, RHP

- **The Trade** – Traded to Philadelphia on May 9 in exchange for cash considerations.
- **Short Stints** – Began the season with Seattle before being outrighted on April 12...had his contract purchased on April 26 before being designated for assignment on May 2 and outrighted to minors on May 3.
- **Seattle Totals** – Was 0-1 with a 12.75 ERA (17 ER, 12.0 IP) with 10 strikeouts in 10 relief appearances with Seattle.
- **AAA Totals** – Was 0-1 with 1 save and a 2.51 ERA (4 ER, 14.1 IP) with 14 strikeouts in 13 relief appearances with Tacoma.



Pitchers Notes

SAM GAVIGLIO, RHP

- **Goodbye** – Claimed off waivers by Kansas City on Sept. 1.
- **The Totals** – Was 3-5 with a 4.62 ERA (32 ER, 62.1 IP) with 40 strikeouts in 12 games (11 starts) with Seattle.
- **Up & Down** – Had 3 stints with Seattle this season: May 10-July 6, July 18-20 and Aug. 15-19.
- **Strong Showing** – After moving into the starting rotation on May 18, was 3-3 with a 3.44 ERA (19 ER, 49.2 IP) with 27 strikeouts in his first 9 starts before allowing 7 runs in his start on July 6 vs. Oakland and 5 runs on July 18 at Houston.
- **Welcome To The Show** – Selected from AAA Tacoma on May 10, his first stint in the Majors.
- **First MLB Win** – Earned his first career Major League win in a 6-5 Mariners victory at Colorado on May 29, allowing 5 runs on 6 hits (2 home runs) while walking 2 and striking out 1 in 5.0 innings pitched.
- **First MLB Hit** – Collected his first career Major League hit (a single) in the top of the 3rd on May 29 at Colorado.
- **MLB Debut** – Made his Major League debut on May 11 at Toronto, tossing 2.0 innings, allowing one run while striking out 4 batters...struck out the first batter he faced (Ezequiel Carrera) and struck out two in each inning pitched.
- **Tacoma Time** – Was 3-6 with a 3.97 ERA (30 ER, 68.0 IP) with 54 strikeouts and 12 walks in 12 starts with AAA Tacoma.
- **Quality Control** – At time of call-up, among Pacific Coast League pitchers with 3-or-fewer walks, his 32.2 innings pitched were 2nd-most in the league.
- **Complete Me** – Tossed 7.0-inning complete game in 2017 debut, April 13 vs. El Paso, taking loss despite allowing just 1 run while striking out 7.
- **WBC** – Made 1 start with Team Italy in the 2017 World Baseball Classic, taking a no-decision after allowing 2 runs on 5 hits while striking out 1 and walking 2 on March 11 vs. Team Venezuela.

CHRIS HESTON, RHP

- **He Gone** – Was designated for assignment on May 24 before being claimed off waivers by Los Angeles-NL on May 26.
- **Seattle Totals** – Had two stints with Seattle, going 0-1 with a 21.60 ERA (12 ER, 5.0 IP) with 3 strikeouts.
- **Seattle Stints** – Had two stints in the Majors with Seattle: April 23-25 & May 21.
- **AAA Tacoma** – Was 2-1 with a 3.41 ERA (12 ER, 31.2 IP) with 28 strikeouts and 11 walks in 6 starts, including 1 shutout in 6 starts.

JEAN MACHI, RHP

- **The Trade** – Traded to Chicago-AL in exchange for cash considerations in a minor league deal on July 22.
- **Tacoma Time** – Was 2-4 with 10 saves and a 3.44 ERA (14 ER, 36.2 IP) with 29 strikeouts in 29 games, including 3 starts with AAA Tacoma.
- **Seattle Totals** – Was 1-0 with a 1.17 ERA (1 ER, 7.2 IP) with 4 strikeouts in 5 relief appearances with Seattle.
- **Back In Majors** – Tossed season-high 2.0 innings on May 2 vs. the Angels, his first MLB game since Oct. 1, 2015 at New York-AL while with Boston.
- **To Minors** – Was outrighted to AAA Tacoma on May 14 after being designated for assignment on May 13.
- **Reinforcement** – Prior to being selected on May 2, he was 1-0 with 4 saves and a 0.00 ERA (0 ER, 8.0 IP) with 4 strikeouts and 1 walk in 8 relief appearances with AAA Tacoma.

EVAN MARSHALL, RHP

- **Seattle Totals** – Was 0-0 with a 9.39 ERA (8 ER, 7.2 IP) with 4 strikeouts in 6 games over two stints with Seattle April 12-25 & May 5-6.
- **Tacoma Totals** – Was 1-0 with 1 save and a 4.97 ERA (14 ER, 25.1 IP) with 27 strikeouts in 17 games, including 2 starts with AAA Tacoma.
- **Rehab Notes** – Sent on minor league rehab to Arkansas on July 23 before being recalled, removed from the 60-day DL and outrighted to minors on Aug. 2.
- **Ouch** – Was transferred to the 60-day disabled list on May 10 after being placed on the 10-day DL on May 6 with a strained right hamstring.
- **The Injury** – Made two pitches in the 11th inning on May 5 before being removed from the game with a right hamstring strain.
- **Before Recall** – Was 0-0 with a 0.00 ERA (0 ER, 4.1 IP) with 6 strikeouts in 4 relief appearances with AAA Tacoma.
- **Welcome** – Claimed off waivers from Arizona on April 4 and made 1 appearance with AAA Tacoma before being recalled to Seattle on April 12.

CODY MARTIN, RHP

- **MLB Totals** – Recalled by the Mariners as the "26th man" for game 2 of a doubleheader on Aug. 6 at Kansas City before being optioned following the game.
- **Just One** – Made his only appearance with Seattle on Aug. 6, allowing 4 runs (3 earned runs) on 5 hits and 2 walks over 2.0 innings pitched.
- **Tacoma Time** – Was 0-2 with 1 save and a 4.13 ERA (26 ER, 56.2 IP) with 67 strikeouts in 20 games, including 7 starts with AAA Tacoma.
- **Injured** – Began the season on Tacoma's disabled list with a right forearm strain, April 13-May 31.

DILLON OVERTON, LHP

- **Goodbye** – Claimed off waivers by San Diego on June 19 after he was designated for assignment on June 18.
- **Seattle Totals** – Posted a 6.38 ERA (13 ER, 18.1 IP) with 8 strikeouts and 2 walks in 9 games (1 start) over 2 stints with Seattle this season.
- **Tacoma Totals** – Was 1-2 with a 9.33 ERA (28 ER, 27.0 IP) with 22 strikeouts and 12 walks in 7 games (6 starts) with AAA Tacoma.
- **Opening Day** – Named to the Mariners Opening Day roster on April 2.
- **Baby** – Placed on the paternity list April 3 and re-joined the Mariners on April 6 following the birth of his first child (a son).

MAX POVSE, RHP

- **Seattle Totals** – Selected to Seattle on June 18 from Arkansas...went 0-0 with a 7.36 ERA (3 ER, 3.2 IP) in 3 relief appearances over 2 stints with Seattle (6/18-7/2, 7/20)...made Major League debut on June 22 in Mariners 9-6 win over Detroit (0.2,4,3,3,0,1,HR), allowing 3 runs, including a 2-run home run by Miguel Cabrera with 2 outs in the 8th inning.
- **The Show** – Selected from AA Arkansas on June 18 before being optioned on July 2.
- **Debut** – Made his Major League debut on June 22 vs. Detroit, retiring the first 2 batters he faced before allowing 3 runs on 4 consecutive hits.
- **Minor Totals** – Was 4-6 with a 5.22 ERA (41 ER, 70.2 IP) with 61 strikeouts in 22 games, 13 starts combined between AA Arkansas (4/1-6/17) and AAA Tacoma (7/2-19, 7/21-end of season).
- **Tacoma Time** – Went 1-4 with a 7.39 ERA (26 ER, 31.2) in 13 games, 5 starts over 2 stints with Tacoma (7/2-19, 7/21-end of season).
- **Double-A** – Went 3-2 with a 3.46 ERA (15 ER, 39.0 IP) with 32 strikeouts in 9 games, 8 starts with Arkansas...limited opponents to a .234 (34x145) average.
- **Hot Start** – Opened season, allowing only 1 run over first 3 starts, going 3-0 with 0.48 ERA (1 ER, 18.2 IP), including a season-high 13.2 scoreless innings.
- **Ouch** – On the 7-day disabled list with a right hamstring strain, May 21-June 14.

EVAN SCRIBNER, RHP

- **He Gone** – Placed on waivers for the purpose of granting him his unconditional release on Sept. 5.
- **DL Stints** – Transferred to the 60-day disabled list on May 11 after being placed on the 10-day disabled list with flexor bundle strain in his right elbow on April 29 (retro to April 26).
- **Rehab** – Began a rehab assignment with Peoria on Aug. 26 before it was transferred to Tacoma on Aug. 29...he made a combined 3 appearances while on rehabilitation assignment, tossing 3.0 shutout innings, allowing 1 hit and striking out 1.
- **Seattle Totals** – Prior to being injured, he was 0-2 with an 11.05 ERA (9 ER, 7.1 IP) with 6 strikeouts in 8 relief appearances with Seattle this season.

Pitchers Notes



THYAGO VIEIRA, RHP

- **The Debut** - Made his Major League debut with the Mariners on Aug. 14 vs. Baltimore, tossing 1.0 scoreless inning while striking out 1.
- **The Call** - Recalled from AAA Tacoma on Aug. 14 before being optioned on Aug. 15.
- **Tacoma Time** - In 12 relief appearances with AAA Tacoma, he had 2 saves while posting a 4.58 ERA (9 ER, 17.2 IP) with 11 strikeouts.
- **Arkansas** - Prior to promotion to Tacoma July 19, was 2-3 with 2 saves and a 3.72 ERA (15 ER, 36.1 IP) with 35 strikeouts in 29 outings with AA Arkansas.
- **International Affair** - Named to the World Team (Brazil) roster for the 2017 All-Star Futures Game...struck out 1 while allowing 1 hit and 1 walk in 0.2 scoreless innings on July 9 vs. the U.S. Futures squad.

RYAN WEBER, RHP

- **Healthy** - Returned from rehab assignment, activated from 60-day DL and outrighted to AAA Tacoma on Sept. 11 after making one rehab appearance with Peoria on Sept. 3 (1.0 IP, 0 H, 0 R, 0 ER, 0 BB, 0 K).
- **DL Stint** - Transferred to the 60-day DL on June 2 after being placed on the 10-day DL on May 14 with right shoulder tightness.
- **Short Debut** - Removed from game May 13 at Toronto during 4th inning with right shoulder tightness...allowed one run in 3.2 innings before exiting game.
- **The Call** - Selected from AAA Tacoma on May 13 to make the start that day.
- **Before the Call** - Was 2-0 with a 0.85 ERA (3 ER, 31.2 IP) with 19 strikeouts and 4 walks in 6 games (5 starts) with AAA Tacoma before going to Majors.
- **Ranked** - At the time of his selection he led the Pacific Coast League with a 0.85 ERA.
- **Solid Start** - Began the season without allowing a run in his first 3 games (2 starts), scattering 6 hits over 13.2 innings pitched with 8 strikeouts and 0 walks during that span.

ROB WHALEN, RHP

- **He's Back** - Reinstated from the restricted list to the 40-man roster on Oct. 26.
- **Break** - Placed on the restricted list in July and did not pitch after his July 5 start with Tacoma.
- **Seattle Totals** - Was 0-1 with a 6.14 ERA (5 ER, 7.1 IP) with 2 strikeouts in 2 games, including 1 start with Seattle.
- **Up & Down** - Had three stints with Seattle this season: June 17, May 6 and May 24-28.
- **Spot Start** - Took the loss as the starting pitcher May 27 at Boston (5 ER, 5.1 IP).
- **Tacoma Time** - Was 0-7 with a 6.58 ERA (39 ER, 53.1 IP) with 43 strikeouts in 10 starts with AAA Tacoma.
- **DL Stint** - Began the season on the 10-day disabled list with right shoulder inflammation before being activated and optioned to Tacoma on April 27.



Overall Statistics (Batting)

	GI																				PINCH			HIT		
PLAYER	AVG	G	AB	R	H	TB	2B	3B	HR	RBI	SH	SF	HP	BB	IBB	SO	SB	CS	DP	E	SLG	OBP	AB	H	HR	RBI
Albers, A	1.000	9	1	0	1	1	0	0	0	1	2	0	0	0	0	0	0	0	0	0	1.000	1.000	0	0	0	0
# Alonso, Y	.266	142	451	72	120	226	22	0	28	67	0	0	2	68	6	118	2	0	9	10	.501	.365	10	2	0	0
SEA	.265	42	132	20	35	58	5	0	6	18	0	0	0	18	0	30	1	0	3	4	.439	.353	5	1	0	0
Beckham, G	.176	11	17	2	3	3	0	0	0	0	0	0	0	1	0	2	1	0	2	0	.176	.222	1	0	0	0
Bergman, C	.000	13	1	0	0	0	0	0	0	0	0	0	0	0	0	0	0	0	0	0	.000	.000	0	0	0	0
Cano, R	.280	150	592	79	166	268	33	0	23	97	0	3	4	49	8	85	1	0	18	10	.453	.338	2	0	0	0
Cruz, N	.288	155	556	91	160	305	28	0	39	119	0	7	12	70	7	140	1	1	15	0	.549	.375	3	1	0	1
Diaz, E	.000	66	1	0	0	0	0	0	0	0	0	0	0	0	0	1	0	0	0	1	.000	.000	0	0	0	0
Dyson, J	.251	111	346	56	87	121	13	3	5	30	4	2	10	28	2	55	28	7	3	3	.350	.324	4	1	0	0
# Espinosa, D	.173	93	266	30	46	74	10	0	6	31	1	2	5	21	1	109	4	5	2	6	.278	.245	8	1	0	1
SEA	.188	8	16	2	3	5	2	0	0	2	0	0	0	1	0	7	1	0	0	2	.313	.235	1	1	0	1
RIGHT	.200	5	1	2	1	0	0	0	0	0	0	0	0	0	0	2	0	0	0	.400	.200	0	0	0	0	
LEFT	.182	11	2	3	1	0	0	0	2	0	0	0	0	1	0	5	0	0	0	.273	.250	1	1	0	1	
+Freeman, M	.067	16	30	3	2	5	0	0	1	1	0	0	0	4	1	9	0	0	0	1	.167	.176	6	0	0	0
Gallardo, Y	.500	28	2	0	1	1	0	0	0	0	0	0	0	0	0	0	0	0	0	0	.500	.500	0	0	0	0
+Gamel, B	.275	134	509	68	140	210	27	5	11	59	1	3	1	36	1	122	4	1	8	5	.413	.322	5	0	0	0
#+Gaviglio, S	.200	16	5	1	1	1	0	0	0	0	0	0	0	0	0	2	0	0	0	1	.200	.200	0	0	0	0
SEA	.200	12	5	1	1	1	0	0	0	0	0	0	0	0	0	2	0	0	0	1	.200	.200	0	0	0	0
+Gonzales, M	.000	10	1	0	0	0	0	0	0	0	1	0	0	0	0	1	0	0	0	1	.000	.000	0	0	0	0
Gosewisch, T	.071	11	28	1	2	2	0	0	0	0	2	0	0	1	0	14	0	0	2	0	.071	.103	0	0	0	0
+Haniger, M	.282	96	369	58	104	181	25	2	16	47	1	0	9	31	0	93	5	4	9	7	.491	.352	1	0	0	0
+Hannemann, J	.150	11	20	3	3	6	0	0	1	1	0	0	0	0	0	4	0	1	0	1	.300	.150	2	1	0	0
+Heredia, G	.249	123	386	43	96	130	16	0	6	24	1	1	11	27	2	64	1	5	9	2	.337	.315	4	1	0	1
#+Lawrence, C	.000	27	2	0	0	0	0	0	0	0	1	0	0	0	0	1	0	0	0	0	.000	.000	0	0	0	0
SEA	.000	23	1	0	0	0	0	0	0	0	0	0	0	0	0	1	0	0	0	0	.000	.000	0	0	0	0
Machi, J	.000	5	1	0	0	0	0	0	0	0	0	0	0	0	0	1	0	0	0	1	.000	.000	0	0	0	0
+Marjama, M	.333	5	9	1	3	7	1	0	1	1	0	0	0	0	0	1	0	0	0	0	.778	.333	2	0	0	0
Martin, L	.174	34	115	12	20	33	2	1	3	8	0	0	2	5	1	29	6	4	2	1	.287	.221	4	0	0	0
Miranda, A	.000	32	6	1	0	0	0	0	0	0	0	0	0	0	0	3	0	0	0	3	.000	.000	0	0	0	0
Motter, T	.198	92	258	29	51	84	12	0	7	26	0	1	0	21	0	62	12	1	9	4	.326	.257	6	1	0	1
+Pagan, E	.000	34	2	0	0	0	0	0	0	0	0	0	0	0	0	1	0	0	0	0	.000	.000	0	0	0	0
#+Powell, B	.282	52	117	24	33	47	5	0	3	12	1	2	0	15	0	30	0	1	2	1	.402	.358	9	3	0	1
SEA	.194	23	36	6	7	7	0	0	0	2	1	0	0	6	0	9	0	0	1	0	.194	.310	8	2	0	1
# Ramirez, E	.667	37	3	0	2	2	0	0	0	1	0	0	0	0	0	1	0	0	0	1	.667	.667	0	0	0	0
SEA	.667	11	3	0	2	2	0	0	0	1	0	0	0	0	0	1	0	0	0	1	.667	.667	0	0	0	0
Ruiz, C	.216	54	125	14	27	44	8	0	3	11	1	1	4	14	0	38	1	0	4	1	.352	.313	4	0	0	0
Seager, K	.249	154	578	72	144	260	33	1	27	88	0	6	8	58	6	110	2	1	6	14	.450	.323	1	1	0	1
Segura, J	.300	125	524	80	157	224	30	2	11	45	0	1	6	34	3	83	22	8	14	17	.427	.349	1	1	0	0
+Smith, T	.188	10	16	2	3	4	1	0	0	1	0	1	1	1	0	8	0	0	0	0	.250	.263	2	0	0	0
Valencia, D	.256	130	450	54	115	185	19	3	15	66	0	8	2	40	0	122	2	2	16	11	.411	.314	6	2	0	4
+Vogelbach, D	.214	16	28	0	6	7	1	0	0	2	0	0	0	3	0	9	0	0	2	1	.250	.290	7	1	0	0
Zunino, M	.251	124	387	52	97	197	25	0	25	64	0	1	8	39	0	160	1	0	8	7	.509	.331	3	0	0	1
SEATTLE	.259	162	5551	750	1436	2351	281	17	200	714	14	35	78	487	31	1267	89	35	131	103	.424	.325	78	14	0	11
OPPONENTS	.254	162	5502	772	1399	2396	262	12	237	740	24	60	53	490	28	1244	80	26	125	85	.435	.318	88	22	1	13
DH	.289	162	560	94	162	308	29	0	39	116	1	7	13	67	7	144	1	2	15	0	.550	.374	5	0	0	0
PITCHERS	.208	162	24	2	5	5	0	0	0	2	3	0	0	0	0	11	0	0	0	12	.208	.208	0	0	0	0

Single-Season Record Book

Category	Club Record	2017 Leader
Batting average	Ichiro Suzuki, 2004 -- .372	Jean Segura -- .300
Hits	Ichiro Suzuki, 2004 -- 262	Robinson Canó -- 166
Runs	Alex Rodriguez, 1996 -- 141	Nelson Cruz -- 91
Home runs	Ken Griffey Jr., 1997, 1998 -- 56	Nelson Cruz -- 39
Doubles	Alex Rodriguez, 1996 -- 54	Robinson Canó, Kyle Seager -- 33
Triples	Ichiro Suzuki, 2005 -- 12	Ben Gamel -- 5
Extra Base Hits	Ken Griffey Jr., 1997 -- 93	Nelson Cruz -- 67
RBI	Ken Griffey Jr., 1997 -- 147	Nelson Cruz -- 119
Stolen Bases	Harold Reynolds, 1987 -- 60	Jarrod Dyson -- 28
Walks	Edgar Martinez, 1996 -- 123	Nelson Cruz -- 70
Strikeouts	Mike Cameron, 2002 -- 176	Mike Zunino -- 160
Category	Club Record	2017 Leader
Wins	Jamie Moyer, 2003 -- 21	James Paxton -- 12
Losses	M. Moore, 1987 & M. Young, 1985 -- 19	Yovani Gallardo -- 10
Low ERA (starter)	Felix Hernandez, 2014 -- 2.14	No Qualifiers
Low ERA (relief)	J.J. Putz, 2007 -- 1.38	Nick Vincent -- 3.20
Strikeouts	Randy Johnson, 1993 -- 308	James Paxton -- 156
Walks	Randy Johnson, 1991 -- 152	Ariel Miranda -- 63
HR Allowed	Jamie Moyer, 2004 -- 44	Ariel Miranda -- 37
Saves	Fernando Rodney, 2014 -- 48	Edwin Díaz -- 34
Games	Ed Vande Berg, 1982 -- 78	Nick Vincent -- 69
Starts	Mike Moore, 1986 -- 37	Ariel Miranda -- 29
Complete Games	M. Langston, 1987 & M. Moore, 1985 -- 14	Ariel Miranda -- 1
Shutouts	Felix Hernandez, 2012 -- 5	None
Quality Starts	Felix Hernandez, 2010 -- 30	James Paxton -- 14

Overall Statistics (Pitching)



PITCHER	R/L	W	L	ERA	G	GS	CG	GF	SHO	SV	IP	H	R	ER	HR	HB	BB	IBB	SO	WP	BK	OPP AVG
Albers,A	L	5	1	3.51	9	6	0	2	0	1	41.0	43	22	16	6	2	10	0	37	1	0	.262
+Altavilla,D	R	1	1	4.24	41	0	0	13	0	0	46.2	43	27	22	9	1	20	1	52	9	0	.242
Bergman,C	R	4	5	5.00	13	8	0	2	0	0	54.0	61	31	30	12	3	15	1	33	0	0	.295
# Cishek,S	R	3	2	2.01	49	0	0	11	0	1	44.2	26	10	10	3	3	14	1	41	3	1	.167
SEA	R	1	1	3.15	23	0	0	8	0	1	20.0	13	7	7	3	1	7	1	15	1	1	.183
Cloyd,T	R	1	0	0.00	1	0	0	0	0	0	1.0	2	0	0	0	0	0	0	1	0	0	.500
Curtis,Z	L	0	0	0.00	3	0	0	2	0	0	4.2	3	3	0	1	2	1	0	2	2	0	.167
+DeJong,C	R	0	3	6.35	7	4	0	2	0	0	28.1	31	20	20	5	0	13	0	13	0	0	.282
Diaz,E	R	4	6	3.27	66	0	0	52	0	34	66.0	44	28	24	10	3	32	2	89	3	1	.183
Fien,C	R	0	0	15.00	6	0	0	2	0	0	6.0	9	10	10	3	0	4	0	6	0	0	.360
+Freeman,M	R	0	0	9.00	1	0	0	1	0	0	1.0	3	1	1	0	0	0	0	0	0	0	.600
Gallardo,Y	R	5	10	5.72	28	22	0	4	0	1	130.2	138	84	83	24	2	60	3	94	7	0	.271
# Garton,R	R	0	1	4.91	20	0	0	6	0	0	22.0	18	12	12	4	0	6	0	16	2	0	.220
SEA	R	0	0	1.54	13	0	0	3	0	0	11.2	5	2	2	1	0	1	0	7	0	0	.125
##Gaviglio,S	R	4	5	4.36	16	13	0	1	0	0	74.1	76	41	36	16	3	26	1	49	1	2	.270
SEA	R	3	5	4.62	12	11	0	1	0	0	62.1	63	37	32	15	2	21	1	40	1	2	.270
+Gonzales,M	L	1	1	5.40	10	7	0	1	0	0	36.2	53	22	22	5	1	11	0	30	2	0	.340
Hernandez,F	R	6	5	4.36	16	16	0	0	0	0	86.2	86	46	42	17	6	26	0	78	8	0	.258
# Heston,C	R	0	1	16.50	3	1	0	0	0	0	6.0	15	12	11	3	0	5	0	3	0	0	.455
SEA	R	0	1	19.80	2	1	0	0	0	0	5.0	14	12	11	3	0	5	0	3	0	0	.483
Iwakuma,H	R	0	2	4.35	6	6	0	0	0	0	31.0	27	16	15	7	2	12	0	16	1	0	.237
##Lawrence,C	R	2	3	6.34	27	2	0	12	0	0	55.1	77	41	39	11	1	25	4	52	1	0	.328
SEA	R	2	0	5.57	23	0	0	10	0	0	42.0	56	27	26	9	1	14	1	45	1	0	.318
Leake,M	R	3	1	2.53	5	5	0	0	0	0	32.0	32	10	9	1	2	2	0	27	1	0	.258
Machi,J	R	1	0	1.17	5	0	0	0	0	0	7.2	7	2	1	1	0	4	0	4	0	0	.269
Marshall,E	R	0	0	9.39	6	0	0	2	0	0	7.2	12	8	8	1	0	5	1	4	0	0	.364
Martin,C	R	0	0	13.50	1	0	0	1	0	0	2.0	5	4	3	0	0	2	0	0	0	0	.455
Miranda,A	L	8	7	5.12	31	29	1	1	0	0	160.0	140	93	91	37	5	63	1	137	8	0	.233
+Moore,A	R	1	5	5.34	11	9	0	1	0	0	59.0	60	36	35	14	1	8	0	31	0	0	.261
+Overton,D	L	0	0	6.38	9	1	0	4	0	0	18.1	21	15	13	4	0	2	1	8	3	0	.280
+Pagan,E	R	2	3	3.22	34	0	0	9	0	0	50.1	39	20	18	7	1	8	0	56	1	0	.212
Paxton,J	L	12	5	2.98	24	24	0	0	0	0	136.0	113	47	45	9	3	37	1	156	15	1	.223
+Pazos,J	L	4	5	3.86	59	0	0	7	0	0	53.2	51	30	23	7	5	24	0	65	4	1	.248
Phelps,D	R	2	1	3.12	10	0	0	1	0	0	8.2	9	3	3	0	1	5	0	11	0	0	.265
+Povse,M	R	0	0	7.36	3	0	0	2	0	0	3.2	9	5	3	1	0	1	0	2	0	0	.450
# Ramirez,E	R	5	6	4.39	37	19	0	4	0	1	131.1	123	70	64	22	2	31	2	109	1	0	.247
SEA	R	1	3	3.92	11	11	0	0	0	0	62.0	57	31	27	12	1	15	1	54	0	0	.243
Ruiz,C	R	0	0	9.00	1	0	0	1	0	0	1.0	2	1	1	1	0	2	0	1	0	0	.400
Rzepczynsk,M	L	2	2	4.02	64	0	0	6	0	1	31.1	29	16	14	2	1	20	5	25	3	0	.252
Scribner,E	R	0	2	11.05	8	0	0	4	0	0	7.1	13	9	9	3	0	0	0	6	0	0	.394
Simmons,S	R	0	2	7.04	9	0	0	3	0	0	7.2	4	6	6	1	0	4	0	8	1	0	.167
+Vieira,T	R	0	0	0.00	1	0	0	1	0	0	1.0	0	0	0	0	0	0	0	1	0	0	.000
Vincent,N	R	3	3	3.20	69	0	0	7	0	0	64.2	62	23	23	3	0	13	5	50	0	0	.257
Weber,R	R	0	0	2.45	1	1	0	0	0	0	3.2	3	1	1	0	0	0	0	0	0	0	.214
+Whalen,R	R	0	1	6.14	2	1	0	1	0	0	7.1	7	5	5	1	2	2	0	2	0	0	.259
+Zych,T	R	6	3	2.66	45	0	0	7	0	1	40.2	30	12	12	2	5	21	3	35	1	1	.208
SEATTLE		78	84	4.46	162	162	1	161	9	39	1440.1	1399	772	713	237	53	490	28	1244	73	7	.254
OPPONENTS		84	78	4.38	162	162	3	159	11	39	1444.0	1436	750	703	200	78	487	31	1267	63	4	.259

+ = ROOKIE, # = MULT. TEAMS

DISABLED LIST						
Name	TYPE	DL Dates	Eligible	Injury	G Missed	Team Record
Tony Zych	10-Day	Aug. 22 (retro to 8/20)	Aug. 30	Right elbow flexor bundle strain	38	15-23
David Phelps	60-Day	Sept. 1 (retro to 8/31)	2018	Right elbow impingement	26	12-16
Hisashi Iwakuma-rhp	60-Day	May 10 (retro to May 7)-current	July 7	Inflammation in right shoulder	129	62-67
Drew Smyly-lhp	60-Day	March 30-current	May 29	Left arm flexor strain	162	78-84
Ryan Weber-rhp	60-Day	May 14-Sept. 11		Right biceps strain	106	54-52
James Paxton	10-day	Aug. 11-Sept. 14		Strained left pectoral muscle	31	15-16
Felix Hernandez	10-Day	Aug. 5 (retro to Aug. 2)-Sept. 13		Right shoulder Bursitis	38	17-20
Jarrod Dyson	10-day	Aug. 19-31		right groin strain	11	4-7
Shae Simmons-rhp	60-Day	March 30-Aug. 31		Right elbow strain	134	66-68
David Phelps	10-Day	Aug. 8-23		Right elbow impingement	14	7-7
Mitch Haniger	10-Day	July 30-Aug. 18		Facial laceration	18	10-8
Shawn O'Malley-inf	60-Day	March 30-Aug. 4		Recovering from surgery to remove appendix	110	55-55
Evan Marshall-rhp	60-Day	May 6-Aug. 2		Strained right hamstring	78	42-36
Felix Hernandez-rhp	10-Day	April 26-June 22		Right shoulder inflammation	54	30-24
Jean Segura-ss	10-Day	June 2-June 21		Right high ankle sprain	18	11-7
Mitch Haniger-of	10-Day	April 26-June 11		Strained right oblique	42	23-19
James Paxton-lhp	10-Day	May 5-May 30		Left forearm strain	24	11-13
Robinson Canó	10-Day	May 16 (retro to May 13)-May 23		Right quad strain	6	2-4
Jean Segura-ss	10-Day	April 11-April 25		Strained right hamstring	12	6-6
Tony Zych-rhp	10-Day	March 30-April 14		Recovering - right shoulder biceps tendon transfer surgery	10	2-8
Rob Whalen-rhp	10-Day	March 30-April 27		Right shoulder inflammation	22	9-13
Steve Cishek-rhp	10-Day	March 30-May 15		Recovering from left hip labrum tear surgery	38	17-21



Club Statistics

	HOME		ROAD		TOTALS			SEA	OPP.
	W	L	W	L	W	L			
VS. BALTIMORE	2	1	0	3	2	4	DOUBLE PLAYS	147	162
VS. BOSTON	2	1	1	2	3	3	TRIPLE PLAYS	0	0
VS. NEW YORK	1	3	1	2	2	5	LEFT ON BASE	1084	1039
VS. TAMPA BAY	3	0	2	1	5	1	GRAND SLAM HR	5	2
VS. TORONTO	1	2	0	4	1	6	HOME RUNS - HOME	97	113
TOTALS VS. EAST	9	7	4	12	13	19	HOME RUNS - ROAD	103	124
VS. CLEVELAND	1	2	1	2	2	4			
VS. CHICAGO	1	3	3	0	4	3			
VS. DETROIT	4	0	2	1	6	1			
VS. KANSAS CITY	0	3	2	2	2	5			
VS. MINNESOTA	2	1	2	2	4	3			
TOTALS VS. CENTRAL	8	9	10	7	18	16			
VS. HOUSTON	2	7	3	7	5	14	SHUTOUTS	6	3
VS. LOS ANGELES	4	6	3	6	7	12	SHO - INDIVIDUAL	0	0
VS. OAKLAND	7	3	5	4	12	7	EXTRA INNINGS	3	4
VS. TEXAS	5	4	6	4	11	8	ONE-RUN DECISIONS	15	5
TOTALS VS. WEST	18	20	17	21	35	41	TWO-RUN DECISIONS	4	15
TOTALS VS. A.L.	35	36	31	40	66	76	VS. LH STARTERS	13	14
							VS. RH STARTERS	27	27
							GRASS FIELDS	40	41
							ARTIFICIAL FIELDS	0	0
							DAY GAMES	10	13
							NIGHT GAMES	30	28
VS. ATLANTA	0	0	2	1	2	1			
VS. COLORADO	1	1	2	0	3	1			
VS. MIAMI	2	1	0	0	2	1			
VS. WASHINGTON	0	0	1	2	1	2			
VS. NEW YORK	2	1	0	0	2	1			
VS. PHILADELPHIA	0	2	2	0	2	2			
TOTALS VS. N.L.	5	5	7	3	12	8			
OVERALL TOTALS	40	41	38	43	78	84			
DOUBLEHEADERS (HOME) WON	0	LOST	0	SPLIT	0		WON	LOST	
DOUBLEHEADERS (ROAD) WON	0	LOST	0	SPLIT	1		47	53	
ATTENDANCE							RELIEVERS	31	31
HOME 2,135,445 (81 DATES)	26,364	AVG					STREAKS	6	6
ROAD 2,143,830 (80 DATES)	26,798	AVG							

Hitting Breakdown

	Multi-Hit	Multi-RBI	GWRBI	GA RBI	2-OUT RBI	INF HITS	BUNT HITS
Alonso	9	4	3	5	4	2	--
Beckham	1	--	--	--	--	1	--
Cano	47	23	8	21	30	5	--
Cruz	44	34	12	29	33	11	--
Dyson	24	6	4	7	6	16	6
Espinosa	--	--	--	1	1	--	--
Freeman	1	--	--	--	--	--	--
Gamel	40	13	4	9	25	10	--
Gosewisch	--	--	--	--	--	--	--
Haniger	30	10	6	13	14	5	1
Hannemann	--	--	--	--	1	2	--
Heredia	25	5	3	6	12	13	4
Marjama	1	--	--	--	--	--	--
Martin	3	2	1	1	4	2	1
Motter	12	6	2	3	12	3	--
Powell	1	--	--	--	--	1	--
Ruiz	6	1	--	1	2	1	--
Seager	34	19	13	23	22	10	3
Segura	45	12	5	8	21	24	1
Smith	1	--	--	--	--	--	--
Valencia	28	16	6	9	18	7	--
Vogelbach	1	--	--	--	1	--	--
Zunino	27	16	7	12	31	5	--
Team	381	167	74	149	239	119	16

Career MLB Statistics (through 2017 season)



PLAYER	AVG	G	AB	R	H	TB	2B	3B	HR	RBI	SH	SF	HB	BB	SO	SB	CS	SLG	OBP
ALONSO, Yonder	.268	806	2554	293	685	1039	149	2	67	306	1	21	12	276	455	22	7	.407	.340
BECKHAM, Gordon	.239	964	3136	388	751	1156	173	5	74	335	27	30	50	249	591	31	19	.369	.303
CANO, Robinson	.305	1998	7802	1144	2376	3857	512	33	301	1183	10	56	75	550	1049	51	38	.494	.354
CRUZ, Nelson	.276	1425	5239	768	1447	2720	280	12	323	914	2	41	48	496	1314	75	31	.519	.342
DYSON, Jarrod	.258	661	1711	267	442	603	61	32	12	131	34	11	19	154	314	204	37	.352	.325
ESPINOSA, Danny	.221	872	2910	367	644	1101	139	12	98	316	20	17	78	242	943	64	24	.378	.297
FREEMAN, Mike	.134	56	82	7	11	17	3	0	1	2	0	0	0	8	26	0	0	.207	.211
GAMEL, Ben	.268	167	557	77	149	224	29	5	12	64	4	3	1	42	138	4	1	.402	.318
GOSEWISCH, Tuffy	.190	137	420	25	80	114	17	1	5	30	4	2	2	19	91	2	1	.271	.228
HANIGER, Mitch	.270	130	478	67	129	225	27	3	21	64	1	1	10	43	120	5	4	.471	.342
HANNEMANN, Jacob	.150	11	20	3	3	6	0	0	1	1	0	0	0	0	4	0	1	.300	.150
HEREDIA, Guillermo	.249	168	478	55	119	159	19	0	7	36	2	1	13	39	79	2	6	.333	.322
MARJAMA, Mike	.333	5	9	1	3	7	1	0	1	1	0	0	0	0	1	0	0	.778	.333
MARTIN, Leonys	.247	621	1978	254	489	713	72	19	38	176	27	14	17	139	482	115	36	.360	.300
MOTTER, Taylor	.195	126	338	40	66	108	15	0	9	35	0	2	1	32	81	12	2	.320	.265
POWELL, Boog	.282	52	117	24	33	47	5	0	3	12	1	2	0	15	30	0	1	.402	.358
RUIZ, Carlos	.264	1137	3539	405	935	1385	223	7	71	415	27	22	78	403	499	25	10	.391	.350
SEAGER, Kyle	.263	1000	3779	480	995	1689	213	11	153	525	5	26	43	360	702	43	22	.447	.332
SEGURA, Jean	.283	757	2973	393	842	1195	125	33	54	253	20	10	34	152	454	151	47	.402	.324
SMITH, Tyler	.188	10	16	2	3	4	1	0	0	1	0	1	1	1	8	0	0	.250	.263
VALENCIA, Danny	.269	786	2708	332	728	1157	146	11	87	369	1	28	8	195	598	10	15	.427	.317
VOGELBACH, Daniel	.175	24	40	0	7	8	1	0	0	2	0	0	0	4	15	0	0	.200	.250
ZUNINO, Mike	.209	474	1512	169	316	613	68	2	75	197	8	9	39	114	564	2	4	.405	.280

PITCHER	W-L	ERA	G	GS	CG	SHO	SV	IP	H	R	ER	HR	HB	BB	SO	WP	BK
ALBERS, Andrew	7-6	4.10	26	18	1	1	1	120.2	135	73	55	18	4	25	79	2	1
ALTAVILLA, Dan	1-1	3.51	56	0	0	0	0	59.0	54	28	23	9	2	21	62	10	0
BERGMAN, Christian	11-14	5.58	68	23	0	0	0	201.2	257	128	125	36	4	46	123	4	0
CISHEK, Steve	24-28	2.73	422	0	0	0	121	421.2	336	146	128	25	20	154	449	16	2
CLOYD, Tyler	5-9	5.92	20	17	0	0	0	94.1	118	63	62	15	3	32	72	3	0
CURTIS, Zac	0-1	4.57	27	0	0	0	0	21.2	19	14	11	3	5	16	16	2	0
DeJONG, Chase	0-3	6.35	7	4	0	0	0	28.1	31	20	20	5	0	13	13	0	0
DIAZ, Edwin	4-10	3.06	115	0	0	0	52	117.2	89	44	40	15	6	47	177	9	2
FIEN, Casey	17-18	4.42	303	0	0	0	1	289.0	286	147	142	47	1	61	251	5	0
GALLARDO, Yovani	113-93	3.93	298	289	4	3	1	1722.1	1663	810	753	191	22	663	1526	72	1
GARTON, Ryan	1-3	4.55	57	0	0	0	1	61.1	62	32	31	9	0	17	49	4	0
GAUGLIO, Sam	4-5	4.36	16	13	0	0	0	74.1	76	41	36	16	3	26	49	1	2
GONZALES, Marco	5-3	5.47	22	14	0	0	0	77.1	98	47	47	13	2	33	64	2	0
HERNANDEZ, Felix	160-114	3.20	375	375	25	11	0	2502.1	2243	992	890	220	87	721	2342	140	7
HESTON, Chris	13-13	4.55	41	33	2	1	0	194.0	199	103	98	19	13	78	151	9	1
IWAKUMA, Hisashi	63-39	3.42	150	136	1	1	2	883.2	825	352	336	115	15	185	714	23	0
LAWRENCE, Casey	2-3	6.34	27	2	0	0	0	55.1	77	41	39	11	1	25	52	1	0
LEAKE, Mike	83-77	3.98	238	233	4	1	0	1446.1	1506	693	640	174	52	342	985	29	3
MACHI, Jean	13-2	3.38	194	0	0	0	6	191.2	164	76	72	18	2	57	152	10	1
MARSHALL, Evan	4-7	4.94	91	0	0	0	0	85.2	110	52	47	9	3	35	74	5	0
MARTIN, Cody	3-7	6.33	35	4	0	0	0	58.1	73	42	41	13	3	23	42	2	0
MIRANDA, Ariel	13-9	4.79	43	39	1	0	0	218.0	187	121	116	49	5	81	181	10	0
MOORE, Andrew	1-5	5.34	11	9	0	0	0	59.0	60	36	35	14	1	8	31	0	0
OVERTON, Dillon	1-4	9.13	17	7	0	0	0	47.1	78	50	48	18	2	11	28	4	0
PAGAN, Emilio	2-3	3.22	34	0	0	0	0	50.1	39	20	18	7	1	8	56	1	0
PAXTON, James	30-20	3.28	74	74	0	0	0	422.0	389	177	154	31	5	126	409	32	1
PAZOS, James	5-5	4.06	77	0	0	0	0	62.0	61	35	28	9	5	28	71	5	1
PHELPS, David	30-33	3.89	228	64	1	0	5	553.2	515	255	239	57	25	216	520	8	4
POVSE, Max	0-0	7.36	3	0	0	0	0	3.2	9	5	3	1	0	1	2	0	0
RAMIREZ, Erasmo	30-35	4.20	182	82	0	0	3	592.0	566	296	276	83	27	169	463	14	0
RZEPCZYNSKI, Marc	14-26	3.82	483	23	0	0	2	424.1	403	207	180	34	25	195	398	29	2
SCRIBNER, Evan	5-4	4.15	145	0	0	0	1	169.0	161	81	78	27	4	29	155	5	0
SIMMONS, Shae	1-4	3.50	42	0	0	0	1	36.0	25	15	14	2	0	15	34	2	0
VIEIRA, Thyago	0-0	0.00	1	0	0	0	0	1.0	0	0	0	0	0	0	1	0	0
VINCENT, Nick	16-13	3.00	290	0	0	0	4	275.2	236	95	92	22	6	67	276	2	0
WEBER, Ryan	1-4	5.00	22	8	0	0	0	68.1	74	38	38	10	4	11	42	1	0
WHALEN, Rob	1-3	6.47	7	6	0	0	0	32.0	27	25	23	5	5	14	27	1	0
ZYCH, Tony	7-3	2.72	70	1	0	0	1	72.2	57	24	22	3	8	34	80	2	1



Statistical Breakdown

SCORE BY INNINGS

	1	2	3	4	5	6	7	8	9	X	Total
Mariners	81	78	114	86	88	81	87	78	47	10	750
Opponent	108	71	92	95	92	86	98	56	62	12	772

MARINER HOME RUNS

RECORD BY HOME RUN...	0	1	2	3	4	5	6					
	13-36	22-29	28-15	9-4	6-0	0-0	0-0					
HOME RUNS BY POSITION...	Total	C	1B	2B	3B	SS	LF	CF	RF	DH	PH	P
	200	28	19	23	27	18	12	8	26	39	0	0

Grand Slams (5): Motter, April 23 at OAK & June 2 vs. TB; Zunino, June 3 vs. TB, Canó, June 22 vs. DET, Haniger, Aug. 19 at TB
Back-to-Back (8): Canó & Cruz, 1st inn., April 17 vs. MIA; Segura & Valencia, 5th inn., April 25 at DET; Cruz & Seager, 1st inn., April 29 at CLE; Zunino & Ruiz, 3rd inn., June 7 vs. MIN; Valencia & Zunino, 8th inn., June 12 at MIN; Seager & Valencia, 10th inn., July 17 at HOU; Segura & Alonso, Sept. 2, 5th inn. vs. OAK; Cruz & Seager, 4th inn., Sept. 29 at LAA; Seager & Alonso, 8th inn., Sept. 30 at LAA.

Inside-the-Park (0): None

Pinch-Hit (0): None

Leadoff (0): None

Game-Ending (2): Zunino, June 7 vs. MIN; Cruz, Sept. 22 vs. CLE

Game-Winning in Last AB on Road (3): Seager, July 17 at HOU, Martin, Aug. 8 at OAK, Alonso, Aug. 25 at NYY

Multi (7): Zunino (3x), June 7 vs. MIN, June 20 vs. DET & Sept. 13 at TEX; Canó (2x), June 22 vs. DET & June 30 at LAA; Cruz (2x), Aug. 6 at KC (G1) & Aug. 9 at OAK; Haniger, Sept. 25 at OAK.

Player	Solo	2R	3R	GS	Total
Alonso	4	2	0	0	6
Canó	7	10	5	1	23
Cruz	21	12	6	--	39
Dyson	5	--	--	--	5
Freeman	1	--	--	--	1
Gamel	5	2	4	--	11
Haniger	10	4	1	1	16
Hannemann	1	--	--	--	1
Heredia	3	2	1	--	6
Marjama	1	--	--	--	1
Martin	3	--	--	--	3
Motter	2	2	1	2	7
Ruiz	3	--	--	--	3
Seager	19	3	5	--	27
Segura	5	5	1	--	11
Valencia	9	2	4	--	15
Zunino	15	5	4	1	25
Team	114	49	32	5	200
Runs via HR:					324

STARTS BY POSITION (Team Record)

	1B	2B	SS	3B	LF	CF	RF	C	DH
Alonso	16-19	--	--	--	--	--	--	--	--
Beckham	--	--	1-1	1-0	--	--	--	--	--
Canó	--	74-74	--	--	--	--	--	--	--
Cruz	--	--	--	--	--	--	3-2	--	67-79
Dyson	--	--	--	--	5-7	43-44	--	--	--
Espinosa	0-1	0-1	1-0	1-0	--	--	--	--	--
Freeman	1-1	0-2	--	1-1	--	--	--	--	--
Gamel	--	--	--	--	40-42	--	24-21	--	--
Gosewisch	--	--	--	--	--	--	4-4	--	--
Hannemann	--	--	--	--	--	2-2	--	--	--
Haniger	--	--	--	--	1-0	1-2	39-51	--	--
Heredia	--	--	--	--	24-26	25-28	0-1	--	1-0
Marjama	--	--	--	--	--	--	--	0-2	--
Martin	--	--	--	--	--	7-8	9-5	--	--
Motter	3-5	4-7	16-14	1-3	5-8	--	0-1	--	--
Powell	--	--	--	--	3-1	--	--	--	1-2
Ruiz	--	--	--	--	--	--	--	16-24	1-0
Seager	--	--	--	73-80	--	--	--	--	--
Segura	--	--	57-68	--	--	--	--	--	--
Smith	--	--	3-1	--	--	--	--	--	--
Valencia	57-54	--	--	1-0	--	--	3-3	--	--
Vogelbach	1-4	--	--	--	--	--	--	--	1-0
Zunino	--	--	--	--	--	--	--	58-54	--

STARTS BY BATTING ORDER (Team Record)

	1	2	3	4	5	6	7	8	9
Alonso	--	9-13	--	--	2-0	5-6	--	--	--
Beckham	--	--	--	--	--	--	0-1	2-0	--
Canó	--	--	74-73	0-1	--	--	--	--	--
Cruz	--	--	4-11	66-70	--	--	--	--	--
Dyson	4-6	1-0	--	--	--	0-1	12-13	18-14	13-17
Espinosa	--	--	--	--	--	--	--	1-0	1-2
Freeman	--	--	--	--	--	--	1-2	1-2	--
Gamel	16-11	22-22	--	--	0-2	4-4	15-12	6-9	1-3
Gosewisch	--	--	--	--	--	--	--	2-3	2-1
Hannemann	--	--	--	--	--	--	--	0-1	2-1
Haniger	--	22-32	--	1-1	3-2	8-13	7-6	--	--
Heredia	4-3	10-5	--	--	--	7-8	13-15	11-12	5-12
Marjama	--	--	--	--	--	--	--	0-1	0-1
Martin	--	--	--	--	--	--	3-7	4-2	9-4
Motter	--	1-0	--	1-0	1-4	11-13	6-4	1-3	8-15
Powell	--	1-0	--	--	--	1-0	1-0	--	1-3
Ruiz	--	--	--	--	--	0-1	2-0	8-14	7-9
Seager	--	0-1	--	7-9	65-69	1-0	--	--	--
Segura	54-64	3-3	--	--	--	--	--	--	--
Smith	--	1-0	--	--	--	--	--	--	2-1
Valencia	--	8-8	--	3-3	6-6	38-34	6-5	--	--
Vogelbach	--	--	--	--	1-0	0-2	1-2	--	--
Zunino	--	--	--	--	--	3-2	11-17	24-23	20-12

PITCHER - Hernandez (9-7), Iwakuma (3-3), Paxton (14-10), Miranda (15-14), Ramirez (4-7), Leake (3-2), Gonzales (3-4), Gallardo (8-14), Albers (5-1), Gaviglio (6-5), Moore (2-7), De Jong (1-3), Overton (1-0), Bergman (4-4), Weber (0-1), Heston (0-1), Whalen (0-1)

Statistical Breakdown



MARINERS STARTING PITCHERS BREAKDOWN

Pitcher	Last Start (IP,H,R,ER,BB,K)	Result	Streak	GS	IP/GS	P/GS	SB/CS	K/9	BB/9	QS	GIDP	W/L After Loss	Team Record
34-Hernandez, rhp	9/25 at OAK (6.0,2,1,1,2,2,HR)	W	W1	16	5.4	86.4	2/1	8.10	2.70	7	10	4-2	9-7
65-Paxton, lhp	10/1 at LAA (6.0,3,0,0,0,9)	ND	L2	24	5.7	94.5	4/3	10.32	2.45	14	7	7-4	14-10
49-Gallardo, rhp	9/2 v.s OAK (3.0,5,2,2,2,2,HR-2)	ND	L3	22	5.2	92.9	2/0	6.59	4.16	5	11	4-3	8-14
37-Miranda, lhp	9/11 at TEX (1.2,6,4,4,3,1)	L	L1	29	5.5	90.1	1/2	7.69	3.53	9	9	2-4	15-14
31-Ramirez, rhp	9/27 at OAK (5.0,8,5,3,2,2)	ND	L2	11	5.6	88.5	2/2	7.84	2.18	7	3	1-3	4-7
8-Leake, rhp	9/24 vs. CLE (6.2,7,3,3,0,5,HR)	L	L1	5	6.4	97.4	1/1	7.59	0.56	4	3	2-1	3-2
32-Gonzales, lhp	9/29 at LAA (4.0,4,2,2,2,3,HR)	ND	W1	7	4.2	74.7	1/1	6.67	3.03	0	3	1-1	3-4
63-Albers, lhp	9/30 at LAA (4.1,6,3,3,1,5,HR)	ND	W2	6	5.2	92.3	0/0	7.18	2.01	2	2	2-1	5-1
48-Moore, rhp	9/23 vs. CLE (4.0,5,3,2,0,3,HR)	L	L5	9	5.7	87.4	2/1	4.03	1.05	4	3	0-2	2-7
44-Gaviglio, rhp	7/18 at HOU (6.0,8,5,5,2,3,HR-2)	L	L4	11	5.4	84.5	6/3	5.78	3.03	4	10	1-2	6-5
18-Iwakuma, rhp	5/3 vs. LAA (5.0,6,3,3,1,4,HR)	ND	L2	6	5.2	78.5	1/2	4.65	3.48	2	5	1-2	3-3
56-Bergman, rhp	6/18 at TEX (5.2,4,2,2,2,1,HR)	W	W1	8	5.3	83.8	2/1	5.91	2.74	3	8	4-2	4-4
35-De Jong, rhp	5/16 vs. OAK (6.0,7,4,4,3,4,HR)	ND	L2	4	4.9	83.5	3/1	4.12	3.66	1	1	0-1	1-3
63-Whalen, rhp	5/27 at BOS (5.1,7,5,5,2,0,HR)	L	L1	1	5.3	89.0	2/0	0.00	3.38	0	0	0-1	0-1
38-Weber, rhp	5/13 at TOR (3.2,3,1,1,0,0)	ND	ND	1	3.2	55.0	1/0	0.00	0.00	0	0	0-0	0-1
32-Heston, rhp	5/21 vs. CWS (3.0,7,7,6,4,2,HR)	L	L1	1	3.0	72.0	0/0	6.00	12.00	0	0	0-1	0-1
60-Overton, lhp	5/7 vs. TEX (3.1,4,2,1,1,2)	ND	L3	1	3.1	71.0	0/1	5.40	2.70	0	0	0-0	1-0
	Team No.	Hernandez	Iwakuma	Paxton	Miranda	Gallardo	Ramirez	Leake	Gonzales	Albers	De Jong	Bergman	
INNINGS	(Team Rec.)	(Starter's Rec.)											
0.0-4.2	40 (12-28)	3 (0-2)	1 (0-0)	5 (0-4)	7 (0-4)	5 (0-3)	2 (0-1)	0 (0-0)	5 (0-2)	1 (0-0)	1 (0-1)	2 (0-2)	
5.0-5.2	50 (29-21)	4 (1-1)	4 (0-1)	4 (2-0)	12 (4-2)	9 (1-4)	2 (0-1)	1 (1-0)	1 (1-0)	3 (2-1)	2 (0-1)	3 (1-2)	
6.0-6.2	49 (19-30)	7 (4-1)	2 (0-1)	7 (4-0)	3 (0-0)	7 (3-3)	6 (1-1)	3 (1-1)	0 (0-0)	2 (2-0)	1 (0-0)	1 (1-0)	
7.0-7.2	19 (15-4)	2 (1-1)	0 (0-0)	6 (5-1)	6 (3-1)	1 (0-0)	0 (0-0)	1 (1-0)	0 (0-0)	0 (0-0)	0 (0-0)	2 (2-0)	
8.0-9.0	4 (3-1)	0 (0-0)	0 (0-0)	1 (1-0)	1 (1-0)	0 (0-0)	1 (0-0)	0 (0-0)	0 (0-0)	0 (0-0)	0 (0-0)	0 (0-0)	
Total Starts	162 (78-84)	16 (6-5)	6 (0-2)	24 (14-10)	29 (8-7)	22 (4-10)	11 (1-3)	5 (3-1)	6 (1-1)	6 (4-1)	4 (0-2)	8 (4-4)	
Runs scored/start:	4.63 (750 R)	5.56 (89 R)	4.83 (29 R)	4.79 (115 R)	4.90 (142 R)	4.36 (96 R)	4.27 (47 R)	3.60 (18 R)	6.00 (36 R)	5.67 (34 R)	5.00 (20 R)	4.63 (37 R)	
Record when starting:	78-84	9-7	3-3	14-10	15-14	8-14	4-7	3-2	3-3	5-1	1-3	4-4	
	Moore	Gaviglio	Heston	Overton	Weber	Whalen							
INNINGS	(Starter's Rec.)												
0.0-4.2	4 (0-2)	1 (0-1)	1 (0-1)	1 (0-0)	1 (0-0)	0 (0-0)							
5.0-5.2	0 (0-0)	5 (3-0)	0 (0-0)	0 (0-0)	0 (0-0)	0 (0-0)							
6.0-6.2	4 (0-2)	5 (0-4)	0 (0-0)	0 (0-0)	0 (0-0)	0 (0-0)							
7.0-7.2	1 (1-0)	0 (0-0)	0 (0-0)	0 (0-0)	0 (0-0)	0 (0-0)							
8.0-9.0	1 (0-1)	0 (0-0)	0 (0-0)	0 (0-0)	0 (0-0)	0 (0-0)							
Total Starts	10 (1-5)	11 (3-5)	1 (0-0)	1 (0-0)	1 (0-0)	1 (0-1)							
Runs scored/start:	3.40 (34 R)	4.09 (45 R)	1.00 (1 R)	4.00 (4 R)	2.00 (2 R)	0.00 (0 R)							
Record when starting:	2-8	6-5	0-1	1-0	0-1	0-1							



Statistical Breakdown

Mariners Starters / Relievers Breakdown

STARTING PITCHERS

PITCHER	T	W	L	PCT	ERA	G	GS	CG	IP	H	TBF	R	ER	HR	SH	SF	HB	BB	IBB	SO	WP	BK	AVG
Albers,A	L	4	1	.800	3.16	6	6	0	31.1	34	137	17	11	4	0	1	1	7	0	25	1	0	.268
Bergman,C	R	4	4	.500	5.70	8	8	0	42.2	52	184	28	27	11	1	0	1	13	0	28	0	0	.308
DeJong,C	R	0	2	.000	7.78	4	4	0	19.2	27	92	17	17	4	1	1	0	8	0	9	0	0	.329
Gallardo,Y	R	4	10	.286	6.28	22	22	0	114.2	129	516	81	80	24	4	3	2	53	1	84	6	0	.284
Gaviglio,S	R	3	5	.375	4.62	11	11	0	60.1	61	251	36	31	14	1	2	2	21	1	36	1	2	.271
Gonzales,M	L	1	1	.500	6.67	7	7	0	29.2	46	140	22	22	5	0	1	1	10	0	22	1	0	.359
Hernandez,F	R	6	5	.545	4.36	16	16	0	86.2	86	368	46	42	17	1	1	6	26	0	78	8	0	.258
Heston,C	R	0	1	.000	18.00	1	1	0	3.0	7	20	7	6	1	0	0	0	4	0	2	0	0	.438
Iwakuma,H	R	0	2	.000	4.35	6	6	0	31.0	27	128	16	15	7	0	0	2	12	0	16	1	0	.237
Leake,M	R	3	1	.750	2.53	5	5	0	32.0	32	128	10	9	1	0	0	2	2	0	27	1	0	.258
Miranda,A	L	8	7	.533	4.90	29	29	1	158.0	136	666	88	86	35	2	8	5	62	1	135	8	0	.231
Moore,A	R	1	5	.167	5.26	9	9	0	51.1	53	211	31	30	13	0	4	1	6	0	23	0	0	.265
Overton,D	L	0	0	.000	2.70	1	1	0	3.1	4	15	2	1	0	0	1	0	1	0	2	1	0	.308
Paxton,J	L	12	5	.706	2.98	24	24	0	136.0	113	552	47	45	9	1	5	3	37	1	156	15	1	.223
Ramirez,E	R	1	3	.250	3.92	11	11	0	62.0	57	257	31	27	12	1	5	1	15	1	54	0	0	.243
Weber,R	R	0	0	.000	2.45	1	1	0	3.2	3	14	1	1	0	0	0	0	0	0	0	0	0	.214
Whalen,R	R	0	1	.000	8.44	1	1	0	5.1	7	25	5	5	1	0	0	2	2	0	0	0	0	.333
TOTALS (161 GAMES)		47	53	.470	4.70	162	162	1	870.2	874	3704	485	455	158	12	32	29	279	5	697	43	3	.261

RELIEF PITCHERS

PITCHER	T	W	L	PCT	ERA	APP	GF	SV	IP	H	TBF	R	ER	HR	SH	SF	HB	BB	IBB	SO	WP	BK	AVG
Albers,A	L	1	0	1.000	4.66	3	2	1	9.2	9	41	5	5	2	0	0	1	3	0	12	0	0	.243
Altavilla,D	R	1	1	.500	4.24	41	13	0	46.2	43	203	27	22	9	0	4	1	20	1	52	9	0	.242
Bergman,C	R	0	1	.000	2.38	5	2	0	11.1	9	46	3	3	1	3	1	2	2	1	5	0	0	.237
Cishek,S	R	1	1	.500	3.15	23	8	1	20.0	13	80	7	7	3	0	1	1	7	1	15	1	1	.183
Cloyd,T	R	1	0	1.000	0.00	1	0	0	1.0	2	4	0	0	0	0	0	0	0	0	1	0	0	.500
Curtis,Z	L	0	0	.000	0.00	3	2	0	4.2	3	21	3	0	1	0	0	2	1	0	2	2	0	.167
DeJong,C	R	0	1	.000	3.12	3	2	0	8.2	4	33	3	3	1	0	0	0	5	0	4	0	0	.143
Diaz,E	R	4	6	.400	3.27	66	52	34	66.0	44	278	28	24	10	1	2	3	32	2	89	3	1	.183
Fien,C	R	0	0	.000	15.00	6	2	0	6.0	9	29	10	10	3	0	0	0	4	0	6	0	0	.360
Freeman,M	R	0	0	.000	9.00	1	1	0	1.0	3	6	1	1	0	0	1	0	0	0	0	0	0	.600
Gallardo,Y	R	1	0	1.000	1.69	6	4	1	16.0	9	62	3	3	0	0	0	0	7	2	10	1	0	.164
Garton,R	R	0	0	.000	1.54	13	3	0	11.2	5	42	2	2	1	0	1	0	1	0	7	0	0	.125
Gaviglio,S	R	0	0	.000	4.50	1	1	0	2.0	2	8	1	1	1	0	0	0	0	0	4	0	0	.250
Gonzales,M	L	0	0	.000	0.00	3	1	0	7.0	7	29	0	0	0	0	0	0	1	0	8	1	0	.250
Heston,C	R	0	0	.000	22.50	1	0	0	2.0	7	14	5	5	2	0	0	0	1	0	1	0	0	.538
Lawrence,C	R	2	0	1.000	5.57	23	10	0	42.0	56	192	27	26	9	0	1	1	14	1	45	1	0	.318
Machi,J	R	1	0	1.000	1.17	5	0	0	7.2	7	31	2	1	1	0	1	0	4	0	4	0	0	.269
Marshall,E	R	0	0	.000	9.39	6	2	0	7.2	12	38	8	8	1	0	0	0	5	1	4	0	0	.364
Martin,C	R	0	0	.000	13.50	1	1	0	2.0	5	13	4	3	0	0	0	0	2	0	0	0	0	.455
Miranda,A	L	0	0	.000	22.50	2	1	0	2.0	4	12	5	5	2	0	0	0	1	0	2	0	0	.364
Moore,A	R	0	0	.000	5.87	2	1	0	7.2	7	32	5	5	1	0	0	0	2	0	8	0	0	.233
Overton,D	L	0	0	.000	7.20	8	4	0	15.0	17	64	13	12	4	0	1	0	1	1	6	2	0	.274
Pagan,E	R	2	3	.400	3.22	34	9	0	50.1	39	196	20	18	7	1	2	1	8	0	56	1	0	.212
Pazos,J	L	4	5	.444	3.86	59	7	0	53.2	51	240	30	23	7	1	4	5	24	0	65	4	1	.248
Phelps,D	R	2	1	.667	3.12	10	1	0	8.2	9	41	3	3	0	0	1	1	5	0	11	0	0	.265
Povse,M	R	0	0	.000	7.36	3	2	0	3.2	9	21	5	3	1	0	0	0	1	0	2	0	0	.450
Ruiz,C	R	0	0	.000	9.00	1	1	0	1.0	2	7	1	1	1	0	0	0	2	0	1	0	0	.400
Rzepczynsk,M	L	2	2	.500	4.02	64	6	1	31.1	29	137	16	14	2	0	0	1	20	5	25	3	0	.252
Scribner,E	R	0	2	.000	11.05	8	4	0	7.1	13	34	9	9	3	1	0	0	0	0	6	0	0	.394
Simmons,S	R	0	2	.000	7.04	9	3	0	7.2	4	30	6	6	1	0	2	0	4	0	8	1	0	.167
Vieira,T	R	0	0	.000	0.00	1	1	0	1.0	0	3	0	0	0	0	0	0	0	0	1	0	0	.000
Vincent,N	R	3	3	.500	3.20	69	7	0	64.2	62	262	23	23	3	4	4	0	13	5	50	0	0	.257
Whalen,R	R	0	0	.000	0.00	1	1	0	2.0	0	6	0	0	0	0	0	0	0	0	2	0	0	.000
Zych,T	R	6	3	.667	2.66	45	7	1	40.2	30	173	12	12	2	1	2	5	21	3	35	1	1	.208
TOTALS (161 GAMES)		31	31	.500	4.08	527	161	39	569.2	525	2428	287	258	79	12	28	24	211	23	547	30	4	.244

Mariners Highs & Lows



CLUB

LONGEST WINNING STREAK	6, June 18-23
LONGEST LOSING STREAK	6, Sept. 15-21
MOST RUNS, GAME:	
Mariners.....	14, June 12 at MIN
Opponent	20, June 13 at MIN
MOST RUNS, INNING:	
Mariners.....	7, 2x, last: June 6 vs. MIN (4th)
Opponent	9, April 25 at DET (5th)
MOST HITS, 9-INNING GAME:	
Mariners.....	19, 2x, last: June 12 at MIN
Opponent	28, June 13 at MIN#
FEWEST HITS, 9-INNING GAME:	
Mariners.....	1, 3x, last: Aug. 29 at BAL
Opponent	2, 3x, last: July 9 vs. OAK
MOST HITS, INNING:	
Mariners.....	6, 4x, last: September 9 vs. LAA (4th)
Opponent	9, May 24 at WAS (4th)
MOST DOUBLES, GAME:	
Mariners.....	6, 3x, last: 8/23 at ATL
Opponent	5, 2x, last: Sept. 27 at OAK
MOST TRIPLES, GAME:	
Mariners.....	1, 17x, last: Sept. 10 vs. LAA
Opponent	1, 8x, last: August 21 at ATL
MOST HOME RUNS, GAME:	
Mariners.....	4, 6x, last: September 25 at OAK
Opponent	5, June 13 at MIN
MOST STOLEN BASES, GAME:	
Mariners.....	3, 5x, last: September 14 at TEX
Opponent	4, May 13 at TOR
MOST ERRORS, GAME:	
Mariners.....	5, 2x, last: Sept. 23 vs. CLE
Opponent	4, July 31 at TEX
MOST DOUBLE PLAYS TURNED, GAME:	
Mariners.....	4, May 28 at BOS
Opponent	4, 3x, last: May 30 at COL
MOST STRIKEOUTS, 9-INNING GAME:	
Mariners hitters.....	14, 2x, last: Sept. 24 vs. CLE
Opponent hitters	15, July 14 at CWS
MOST WALKS, 9-INNING GAME:	
Mariners hitters.....	10, April 19 vs. MIA
Opponent hitters	8, August 25 at NYY
MOST LEFT ON BASE, 9-INNING GAME:	
Mariners.....	13, 2x, last: May 10 vs. PHI
Opponent	12, April 25 at DET
LARGEST DEFICIT OVERCOME IN WIN	5, 2x, last: (down 5-0, won 7-6) July 16 at CWS
LARGEST LEAD GIVEN UP IN LOSS	7, (led 8-1, lost 10-9) April 9 at LAA
LARGEST WINNING MARGIN	11, won 14-3, June 12 at MIN
LARGEST LOSING MARGIN	15, lost 16-1, May 20 vs. CWS
LONGEST GAME, INNINGS, HOME	13, May 5 vs. TEX
LONGEST GAME, INNINGS, ROAD	13, last: April 5 at HOU
SHORTEST GAME, 9-INNINGS, HOME	2:23, Sept. 22 vs. CLE
SHORTEST GAME, 9-INNINGS, ROAD	2:22, Sept. 25 at OAK
LONGEST GAME, 9-INNINGS, HOME	3:39, April 16 vs. TEX
LONGEST GAME, 9-INNINGS, ROAD	3:48, May 9 at PHI
LONGEST GAME, EXTRA-INNINGS, HOME	5:02, May 5 vs. TEX
LONGEST GAME, EXTRA-INNINGS, ROAD	4:25, April 5 at HOU
LARGEST CROWD, HOME	46,197, July 22 vs. NYY
SMALLEST CROWD, HOME	13,799, May 3 vs. LAA
LARGEST CROWD, ROAD	44,644, July 1 at LAA
SMALLEST CROWD, ROAD	9,329, Sept. 25 at OAK

INDIVIDUAL BATTING

LONGEST HITTING STREAK	17, Jean Segura, April 30-May 18
MOST HITS, GAME	5, Mitch Haniger, September 30 at LAA
MOST RUNS, GAME	4, Mitch Haniger, June 12 at MIN & Nelson Cruz, June 14 at TEX
MOST DOUBLES, GAME	3, 3x, last: Mitch Haniger, September 30 at LAA
MOST TRIPLES, GAME	1, 17x, last: Ben Gamel, September 10 vs. LAA
MOST HOME RUNS, GAME	2, 8x, last: Mitch Haniger, September 25 at OAK
MOST EXTRA-BASE HITS, GAME	3, 7x, last: Mitch Haniger, September 30 at LAA
MOST RBI, 9-INNING GAME	7, Mike Zunino, June 3 vs. TB
MOST RBI, EXTRA-INNING GAME	3, 3x, last: Guillermo Heredia, July 25 vs. BOS
MOST STOLEN BASES, GAME	2, 3x, last: Jean Segura, August 3 at KC
GRAND SLAMS (5)	last: Mitch Haniger, Aug. 19 at TB
Taylor Motter, April 23 at OAK, Taylor Motter, June 2 vs. TB, Mike Zunino, June 3 vs. TB, Robinson Canó, June 22 vs. DET	

INDIVIDUAL PITCHING

FEWEST HITS ALLOWED (CG):	
Mariners.....	4, Ariel Miranda, June 4 vs. TB
Opponents.....	1, Dylan Bundy, Aug. 29 at BAL
MOST STRIKEOUTS, GAME (Starter):	
Mariners.....	10, 3x, last: Erasmo Ramirez, Sept. 22 vs. CLE
Opponents.....	12, Dylan Bundy, Aug. 29 at BAL
MOST STRIKEOUTS, GAME (Reliever):	
Mariners.....	9, Casey Lawrence, June 1 vs. COL#
Opponents.....	7, Chris Devenski, April 5 at HOU
MOST WALKS, GAME:	
Mariners.....	6, 2x, last: Ariel Miranda, August 13 vs. LAA
Opponents.....	5, 3x, last: Daniel Gossett, September 3 vs. OAK
MOST INNINGS, GAME, STARTER:	
Mariners.....	9.0, Ariel Miranda, June 4 vs. TB
Opponents.....	9.0, 2x, last: Dylan Bundy, Aug. 29 at BAL
MOST INNINGS, GAME, RELIEVER	
Mariners.....	6.0, Andrew Moore, Sep. 11 at TEX
Opponents.....	4.0, 3x, last: Daniel Wright, May 4 vs. LAA
LONGEST WINNING STREAK:	7, James Paxton (July 2-Aug. 4)
LONGEST LOSING STREAK:	4, Sam Gaviglio (June 24-July 18)
MOST CONSECUTIVE SCORELESS INNINGS:	
Overall	23.0, James Paxton (April 5-April 20)
Starter.....	23.0, James Paxton (April 5-April 20)
Reliever.....	14.0, Nick Vincent (May 14-June 28)

THE CATCHER'S BOX:

Catcher	G/GS	SB	CCS	CS%	PB
Tuffy Gosewisch	10/8	3	1	25	0
Mike Marjama	5/2	0	1	100	0
Carlos Ruiz	47/40	23	5	23.3	5
Mike Zunino	120/112	54	14	23.9	10
Team	182/162	80	21	20.8%	15

OUTFIELD ASSISTS:

Player	A
Jarrod Dyson.....	11
Ben Gamel.....	7
Mitch Haniger / Guillermo Heredia.....	6
Taylor Motter	2
Leonys Martin / Danny Valencia.....	1



Mariners Day-by-Days

G	D	D/N	OPP	W / L	SCORE	WINNER/LOSER/SAVE	REC.	POS	GA/GB	CLUBS	TIME	ATT
1	4/3	N	at HOU	L	0-3	Keuchel/Hernandez (0-1)/Giles	0-1	T3rd	-1.0	HOU/OAK	2:29	41,678
2	4/4	N	at HOU	L	1-2	McCullers/Iwakuma (0-1)/Giles	0-2	T4th	-2.0	HOU	2:41	21,406
3	4/5	N	at HOU	L	3-5 (13)	Peacock/De Jong (0-1)	0-3	T4th	-3.0	HOU	4:25	20,303
4	4/6	N	at HOU	W	4-2	Altavilla (1-0)/Giles/Díaz (1)	1-3	4th	-2.0	HOU	2:57	18,362
5	4/7	N	at LAA	L	1-5	Chavez/Gallardo (0-1)	1-4	5th	-2.0	HOU/LAA	2:56	43,911
6	4/8	N	at LAA	L	4-5	Ramirez/Scribner (0-1)/Bedrosian	1-5	5th	-3.0	LAA	3:05	42,668
7	4/9	D	at LAA	L	9-10	Bailey/Díaz (0-1)	1-6	5th	-4.0	LAA	3:27	37,175
8	4/10	D	HOU	W	6-0	Paxton (1-0)/Morton	2-6	5th	-3.5	LAA	2:56	44,858
9	4/11	N	HOU	L	5-7	Musgrove/Miranda (0-1)	2-7	5th	-4.5	LAA	3:29	18,468
10	4/12	N	HOU	L	5-10	Peacock/Altavilla (1-1)	2-8	5th	-4.0	HOU/LAA	3:12	14,449
	4/13					OFF DAY	2-8	5th	-4.0			
11	4/14	N	TEX	W	2-1	Hernandez (1-1)/Leclerc/Díaz (2)	3-8	5th	-4.0	HOU	3:05	41,708
12	4/15	N	TEX	W	5-0	Paxton (2-0)/Cashner	4-8	5th	-4.0	HOU	2:24	34,728
13	4/16	D	TEX	W	8-7	Díaz (1-1)/Dyson	5-8	4th	-3.5	HOU	3:39	19,623
14	4/17	N	MIA	W	6-1	Miranda (1-1)/Koehler	6-8	T2nd	-3.5	HOU	2:31	16,917
15	4/18	N	MIA	L	0-5	Chen/Gallardo (0-2)	6-9	4th	-4.0	HOU	2:33	15,999
16	4/19	D	MIA	W	10-5	Hernandez (2-1)/Volquez	7-9	T3rd	-3.5	HOU	3:32	27,153
17	4/20	N	at OAK	L	6-9	Dull/Scribner (0-2)	7-10	T3rd	-4.5	HOU	3:09	10,707
18	4/21	N	at OAK	L	1-3	Manaea/Iwakuma (0-2)/Casilla	7-11	4th	-5.5	HOU	2:51	15,255
19	4/22	D	at OAK	L	3-4	Cotton/Miranda (1-2)/Madson	7-12	4th	-5.5	HOU	3:07	20,722
20	4/23	D	at OAK	W	11-1	Gallardo (1-2)/Triggs	8-12	T4th	-5.5	HOU	3:11	24,165
	4/24							T4th	-5.5			
21	4/25	N	at DET	L	9-19	Zimmermann/Hernandez (2-2)	8-13	5th	-6.5	HOU	3:43	22,728
22	4/26	N	at DET	W	8-0	Paxton (3-0)/Norris	9-13	5th	-5.5	HOU	3:18	23,327
23	4/27	D	at DET	W	2-1	Zych (1-0)/Rodriguez	10-13	5th	-4.5	HOU	3:22	25,325
24	4/28	N	at CLE	W	3-1	Miranda (2-2)/Carrasco/Díaz (4)	11-13	3rd	-4.5	HOU	2:36	20,842
25	4/29	D	at CLE	L	3-4	Salazar/Gallardo (1-3)/Allen	11-14	5th	-4.5	HOU	2:42	21,221
26	4/30	D	at CLE	L	4-12	Tomlin/De Jong (0-2)	11-15	5th	-5.5	HOU	2:58	21,824
April (11-15) Batting: .243 (212x874), 28 HR Pitching: 11-15, 4 SV, 4.71 (119 ER, 227.1 IP)												
	5/1							4th	-6.0			
27	5/2	N	LAA	L	4-6 (11)	Guerra/Pazos (0-1)	11-16	T4th	-7.0	HOU	4:40	15,080
28	5/3	N	LAA	W	8-7	Machi (1-0)/Parker/Díaz (5)	12-16	3rd	-7.0	HOU	3:19	13,802
29	5/4	N	LAA	W	11-3	Miranda (3-2)/Meyer	13-16	3rd	-6.0	HOU	2:53	15,920
30	5/5	N	TEX	L	1-3 (13)	Bush/Pagan (0-1)/Claudio	13-17	T3rd	-7.0	HOU	5:02	26,957
31	5/6	N	TEX	W	8-2	Pazos (1-1)/Perez	14-17	3rd	-6.0	HOU	3:12	36,041
32	5/7	D	TEX	W	4-3	Rzepczynski (1-0)/Dyson/Díaz (6)	15-17	3rd	-6.0	HOU	3:09	32,540
	5/8							T3rd	-6.0			
33	5/9	N	at PHI	W	10-9	Vincent (1-0)/Neris/Díaz (7)	16-17	T2nd	-6.0	HOU	3:48	31,715
34	5/10	D	at PHI	W	11-6	Zych (2-0)/Benoit	17-17	2nd	-5.5	HOU	3:40	26,697
35	5/11	N	at TOR	L	2-7	Estrada/De Jong (0-3)	17-18	2nd	-7.0	HOU	2:45	29,120
36	5/12	N	at TOR	L	0-4	Biagini/Bergman (0-1)	17-19	T2nd	-8.0	HOU	2:36	32,865
37	5/13	D	at TOR	L	2-7	Leone/Vincent (1-1)	17-20	T3rd	-8.5	HOU	3:25	42,346
38	5/14	D	at TOR	L	2-3	Tepera/Díaz (1-2)	17-21	4th	-9.0	HOU	3:17	42,030
39	5/15	N	OAK	W	6-5	Gallardo (2-3)/Manaea/Zych (1)	18-21	4th	-9.0	HOU	3:14	15,432
40	5/16	N	OAK	L	6-9	Madson/Cishek (0-1)	18-22	4th	-10.0	HOU	3:25	13,967
41	5/17	N	OAK	W	4-0	Bergman (1-1)/Hahn	19-22	4th	-10.0	HOU	2:39	14,128
42	5/18	N	CWS	W	5-4	Vincent (2-1)/Jennings	20-22	4th	-9.5	HOU	3:02	17,761
43	5/19	N	CWS	L	1-2 (10)	Robertson/Zych (2-1)	20-23	4th	-9.5	HOU	2:46	32,371
44	5/20	N	CWS	L	1-16	Pelfrey/Gallardo (2-4)	20-24	5th	-9.5	HOU	2:52	33,808
45	5/21	D	CWS	L	1-8	Holland/Heston (0-1)	20-25	5th	-9.5	HOU	2:46	36,785
	5/22							5th	-10.0			
46	5/23	N	at WAS	L	1-10	Ross/Bergman (1-2)	20-26	5th	-11.0	HOU	2:28	29,650
47	5/24	N	at WAS	L	1-5	Roark/Gaviglio (0-1)	20-27	5th	-11.0	HOU	2:28	29,223
48	5/25	D	at WAS	W	4-2	Miranda (4-2)/Turner/Díaz (8)	21-27	5th	-11.0	HOU	3:18	18,881
49	5/26	N	at BOS	L	0-3	Rodriguez/Gallardo (2-5)/Kimbrell	21-28	5th	-12.0	HOU	3:11	35,080
50	5/27	D	at BOS	L	0-6	Johnson/Whalen (0-1)	21-29	5th	-13.0	HOU	2:23	36,985
51	5/28	D	at BOS	W	5-0	Bergman (2-2)/Porcello	22-29	5th	-13.0	HOU	3:14	37,174
52	5/29	D	at COL	W	6-5	Gaviglio (1-1)/Chatwood/Díaz (9)	23-29	T4th	-13.0	HOU	3:25	40,298
53	5/30	N	at COL	W	10-4	Miranda (5-2)/Anderson	24-29	4th	-13.0	HOU	3:11	33,258
54	5/31	N	COL	W	5-0	Paxton (4-0)/Senzatela	25-29	4th	-13.0	HOU	2:46	16,750
May (14-14) Batting: .267 (257x961), 25 HR Pitching: 14-14, 6 SV, 4.58 ERA (128 ER, 251.2 IP)												

Mariners Day-by-Days



55	6/1	D	COL	L	3-6	Freeland/Gallardo (2-6)/Holland	25-30	4th	-13.5	HOU	3:28	21,536
56	6/2	N	TB	W	12-4	Bergman (3-2)/Odorizzi	26-30	4th	-13.5	HOU	3:09	27,933
57	6/3	N	TB	W	9-2	Gaviglio (2-1)/Cobb	27-30	3rd	-13.5	HOU	2:59	26,999
58	6/4	D	TB	W	7-1	MIRANDA (6-2)/Ramirez	28-30	T2nd	-13.5	HOU	2:41	28,544
	6/5							T2nd	-14.0			
59	6/6	N	MIN	W	12-3	Paxton (5-0)/Santiago	29-30	T2nd	-13.0	HOU	3:26	18,164
60	6/7	N	MIN	W	6-5	Diaz (2-2)/Kintzler	30-30	T2nd	-12.0	HOU	2:43	15,732
61	6/8	N	MIN	L	1-2	Gibson/Bergman (3-3)/Kintzler	30-31	T2nd	-13.0	HOU	2:51	15,632
62	6/9	N	TOR	W	4-2	Cloyd (1-0)/Biagini/Díaz (10)	31-31	T2nd	-12.0	HOU	2:53	33,530
63	6/10	N	TOR	L	2-4	Stroman/Zych (2-2)/Osuna	31-32	T2nd	-13.0	HOU	2:44	45,484
64	6/11	D	TOR	L	0-4	Happ/Paxton (5-1)/Osuna	31-33	3rd	-13.0	HOU	3:01	41,204
65	6/12	N	at MIN	W	14-3	Gallardo (3-6)/Mejia	32-33	T3rd	-12.0	HOU	3:22	16,996
66	6/13	N	at MIN	L	7-20	Gibson/Bergman (3-4)	32-34	4th	-12.0	HOU	3:04	17,922
67	6/14	N	at MIN	W	6-4	Gaviglio (3-1)/Santana/Díaz (11)	33-34	T3rd	-12.0	HOU	3:06	22,283
68	6/15	D	at MIN	L	2-6	Berrios/Miranda (6-3)	33-35	4th	-12.5	HOU	2:45	24,464
69	6/16	N	at TEX	L	4-10	Ross/Paxton (5-2)	33-36	4th	-12.5	HOU	3:07	33,960
70	6/17	D	at TEX	L	4-10	Perez/Gallardo (3-7)	33-37	4th	-13.5	HOU	2:54	35,928
71	6/18	D	at TEX	W	7-3	Bergman (4-4)/Darvish	34-37	4th	-12.5	HOU	3:43	31,552
72	6/19	N	DET	W	6-2	Pazos (2-1)/Wilson	35-37	4th	-12.5	HOU	3:16	21,524
73	6/20	N	DET	W	5-4 (10)	Cishek (1-1)/Wilson	36-37	4th	-12.5	HOU	3:42	15,063
74	6/21	N	DET	W	7-5	Zych (3-2)/Greene/Díaz (12)	37-37	2nd	-12.5	HOU	3:16	18,567
75	6/22	N	DET	W	9-6	Moore (1-0)/Norris/Cishek (1)	38-37	2nd	-12.5	HOU	2:58	18,751
76	6/23	N	HOU	W	13-3	Hernandez (3-2)/Musgrove/Gallardo (1)	39-37	2nd	-11.5	HOU	3:17	31,789
77	6/24	N	HOU	L	2-5	McCullers/Gaviglio (3-2)	39-38	2nd	-12.5	HOU	3:09	29,826
78	6/25	D	HOU	L	2-8	Feliz/Miranda (6-4)	39-39	4th	-13.5	HOU	3:21	33,020
	6/26							T3rd	-13.5			
79	6/27	N	PHI	L	2-8	Nola/Paxton (5-3)	39-40	4th	-13.5	HOU	3:02	22,654
80	6/28	D	PHI	L	4-5	Pinto/Diaz (2-3)/Neris	39-41	4th	-14.5	HOU	3:24	29,505
	6/29							4th	-15.0	HOU		
81	6/30	N	at LAA	W	10-0	Miranda (7-4)/Bridwell	40-41	3rd	-14.0	HOU	3:21	40,059
June (15-11) Batting: .288 (270x939), 39 HR Pitching: 15-12, 5 SV, 4.58 ERA (122 ER, 240.0 IP)												
82	7/1	N	at LAA	L	0-4	NOLASCO/Gaviglio (3-3)	40-42	3rd	-15.0	HOU	2:32	44,644
83	7/2	D	at LAA	W	5-3	Paxton (6-3)/Chavez/Díaz (13)	41-42	3rd	-15.0	HOU	3:10	39,279
84	7/3	N	KC	L	1-3	Kennedy/Moore (1-1)/Soria	41-43	3rd	-15.5	HOU	2:28	35,789
85	7/4	D	KC	L	3-7	Duffy/Hernandez (3-3)	41-44	3rd	-16.5	HOU	2:55	25,555
86	7/5	N	KC	L	6-9 (10)	Minor/Pazos (2-2)/Herrera	41-45	3rd	-17.5	HOU	3:34	15,157
87	7/6	N	OAK	L	4-7	Blackburn/Gaviglio (3-4)	41-46	3rd	-17.5	HOU	2:56	18,368
88	7/7	N	OAK	W	7-2	Paxton (7-3)/Manaea	42-46	4th	-17.5	HOU	2:39	22,213
89	7/8	N	OAK	L	3-4	Doolittle/Díaz (2-4)/Casilla	42-47	4th	-17.5	HOU	2:54	28,694
90	7/9	D	OAK	W	4-0	Hernandez (4-3)/Gossett	43-47	4th	-17.5	HOU	2:39	32,661
	7/10											
	7/11											
	7/12											
	7/13											
						All Star Game (Miami)						
91	7/14	N	at CWS	W	4-2	Paxton (8-3)/Shields/Díaz (14)	44-47	T3rd	-17.5	HOU	2:50	20,311
92	7/15	N	at CWS	W	4-3	Hernandez (5-3)/Swarzak/Díaz (15)	45-47	3rd	-16.5	HOU	3:26	21,743
93	7/16	D	at CWS	W	7-6 (10)	Vincent (3-1)/Beck/Díaz (16)	46-47	T2nd	-16.5	HOU	3:22	24,502
94	7/17	N	at HOU	W	9-7 (10)	Gallardo (4-7)/Sipp/Díaz (17)	47-47	2nd	-15.5	HOU	3:49	24,701
95	7/18	N	at HOU	L	2-6	Peacock/Gaviglio (3-5)/Gregerson (1)	47-48	2nd	-16.5	HOU	3:02	27,111
96	7/19	D	at HOU	W	4-1	Paxton (9-3)/Morton/Díaz (18)	48-48	2nd	-15.5	HOU	2:51	35,191
97	7/20	N	NYN	L	1-4	Severino (6-4)/Hernandez (5-4)	48-49	2nd	-16.0	HOU	3:14	35,175
98	7/21	N	NYN	L	1-5	Sabathia/Moore	48-50	2nd	-17.0	HOU	2:50	34,073
99	7/22	N	NYN	W	6-5 (10)	Zych(4-2)/Warren	49-50	2nd	-17.0	HOU	3:28	46,197
100	7/23	D	NYN	L	4-6	Green/Pazos (2-3)/Chapman	49-51	T2nd	-17.0	HOU	3:13	38,503
101	7/24	N	BOS	W	4-0	Paxton (10-3)/Rodriguez	50-51	2nd	-17.0	HOU	2:40	29,261
102	7/25	N	BOS	W	6-5 (13)	Zych (5-2)/Fister	51-51	2nd	-17.0	HOU	4:59	28,992
103	7/26	D	BOS	L	0-4	Sale/Moore (1-3)/Kimbrel	51-52	2nd	-17.0	HOU	2:53	39,797
	7/27							2nd	-17.0			
104	7/28	N	NYM	L	5-7	Blevins/Phelps (0-1)/Reed	51-53	T2nd	-18.0	HOU	3:21	34,543
105	7/29	D	NYM	W	3-2	Gallardo (5-7)/deGrom/Díaz (19)	52-53	2nd	-17.0	HOU	3:12	33,519
106	7/30	D	NYM	W	9-1	Paxton (11-3)/Lugo	53-53	2nd	-16.0	HOU	2:55	31,162
107	7/31	N	at TEX	W	6-4	Phelps (3-5)/Claudio/Díaz (20)	54-53	2nd	-16.0	HOU	3:16	22,294
July (14-12) Batting: .235 (208x884), 29 HR Pitching: 14-12, 8 SV, 3.68 ERA (98 ER, 240.0 IP)												



Mariners Day-by-Days

108	8/1	N	at TEX	W	8-7	Lawrence (1-3)/Martinez/Díaz (21)	55-53	2nd	-15.0	HOU	3:30	21,200
109	8/2	N	at TEX	L	1-5	Cashner/Miranda (7-5)	55-54	2nd	-15.0	HOU	2:53	23,041
110	8/3	N	at KC	L	4-6	Buchter/Pagan (0-2)/Herrera	55-55	2nd	-15.0	HOU	3:01	29,228
111	8/4	N	at KC	W	5-2	Paxton (12-3)/Hammel/Díaz (22)	56-55	2nd	-15.0	HOU	2:47	38,130
112	8/5	N	at KC			PPD by rain - rescheduled as game #2 of DH on Aug. 6						
113	8/6	D	at KC #1	W	8-7	Pazos (3-3)/Duffy/Díaz (23)	57-55	2nd	---	HOU	3:03	---
		D	at KC #2	L	1-9	Junis/Ramirez (4-4)	57-56	2nd	-15.0	HOU	2:39	29,432
	8/7						57-56	2nd	-15.0	HOU		
114	8/8	N	at OAK	W	7-6 (10)	Rzepczynski (2-0)/Smith/Díaz (24)	58-56	2nd	-14.0	HOU	3:20	12,354
115	8/9	D	at OAK	W	6-3	Pagan (1-2)/Cotton/Díaz (25)	59-56	2nd	-13.0	HOU	2:58	14,989
116	8/10	N	LAA	L	3-6	Norris/Díaz (2-5)/Bedrosian	59-57	2nd	-13.0	HOU	3:14	32,805
117	8/11	N	LAA	L	5-6	Middleton/Pazos (3-4)/Petit	59-58	T2nd	-13.0	HOU	3:04	38,206
118	8/12	N	LAA	L	3-6	Middleton/Zych (5-3)/Bedrosian	59-59	3rd	-13.0	HOU	3:11	45,388
119	8/13	D	LAA	L	2-4	Bridwell/Miranda (7-6)/Middleton	59-60	3rd	-14.0	HOU	2:59	43,199
120	8/14	N	BAL	L	3-11	Gausman/Gallardo(5-8)	59-61	3rd	-14.0	HOU	3:06	17,973
121	8/15	N	BAL	W	3-1	Albers(1-0)/Miley/Díaz	60-61	3rd	-14.0	HOU	2:48	24,927
122	8/16	D	BAL	W	7-6	Zych(6-3)/Jimenez/Rzepczynski (1)	61-61	3rd	-14.0	HOU	3:13	33,448
	8/17							3rd	-13.5	HOU		
123	8/18	N	at TB	W	7-1	Ramirez (5-4)/Pruitt	62-61	3rd	-13.5	HOU	2:53	11,501
124	8/19	N	at TB	W	7-6	Miranda (8-6)/Odorizzi/Díaz (27)	63-61	3rd	-13.5	HOU	3:15	12,218
125	8/20	D	at TB	L	0-3	Snell/Gallardo (5-9)/Colome	63-62	3rd	-13.5	HOU	2:44	13,354
126	8/21	N	at ATL	W	6-5	Albers (2-0)/Foltynewicz/Díaz (28)	64-62	3rd	-13.0	HOU	2:59	21,284
127	8/22	N	at ATL	L	0-4	Sims/Gonzales(0-1)	64-63	3rd	-13.0	HOU	3:01	22,947
128	8/23	N	at ATL	W	9-6	Phelps(4-5)/Johnson/Díaz (29)	65-63	3rd	-13.0	HOU	3:07	23,890
	8/24						65-63	T2nd	-12.5	HOU		
129	8/25	N	at NYY	W	2-1 (11)	Pazos (4-4)/Chapman/Díaz (30)	66-63	2nd	-12.5	HOU	3:51	42,057
130	8/26	D	at NYY	L	3-6	Gray/Gallardo (5-10)/Betances	66-64	T2nd	-12.5	HOU	3:25	39,810
131	8/27	D	at NYY	L	1-10	Tanaka/Albers (2-1)	66-65	T2nd	-14.5	HOU	2:57	40,112
132	8/28	N	at BAL	L	6-7	Hart/Pagan (1-3)/Britton	66-66	3rd	-14.0	HOU	3:01	15,106
133	8/29	N	at BAL	L	0-4	BUNDY/Ramirez (5-5)	66-67	3rd	-14.0	HOU	2:26	13,736
134	8/30	D	at BAL	L	7-8	Brach/Bergman(4-5)/Britton	66-68	4th	-14.0	HOU	3:07	16,983
	8/31							4th	-14.5	HOU		

August (12-15)						Batting: .252 (235x934), 30 HR	Pitching: 12-15, 11 SV, 5.03 ERA (132 ER, 236.0 IP)					
135	9/1	N	OAK	W	3-2	Leake (1-0)/Manaea/Díaz (31)	67-68	4th	-14.5	HOU	2:32	19,030
136	9/2	N	OAK	W	7-6	Díaz (3-5)/Treinen	68-68	3rd	-14.5	HOU	3:37	22,245
137	9/3	D	OAK	W	10-2	Albers (3-1)/Gossett	69-68	3rd	-14.5	HOU	3:21	26,898
138	9/4	D	HOU	L	2-6	Keuchel/Rzepczynski (2-1)	69-69	4th	-15.5	HOU	2:53	20,108
139	9/5	N	HOU	L	1-3	Verlander/Pazos (4-5)/Giles	69-70	4th	-16.5	HOU	3:07	14,568
140	9/6	N	HOU	L	3-5	Devenski/Díaz (3-6)	69-71	4th	-17.5	HOU	2:46	15,104
	9/7						69-71	4th	-17.5	HOU		
141	9/8	N	LAA	W	4-3	Leake (2-0)/Nolasco/Díaz (32)	70-71	4th	-16.5	HOU	3:09	21,396
142	9/9	N	LAA	W	8-1	Albers (4-1)/Heaney	71-71	4th	-15.0	HOU	3:15	26,248
143	9/10	D	LAA	L	3-5	Bedrosian/Vincent (3-2)/Petit	71-72	4th	-15.0	HOU	2:45	20,094
144	9/11	N	at TEX	L	3-5	Hamels/Miranda (8-7)/Claudio	71-73	4th	-15.5	HOU	2:43	20,686
145	9/12	N	at TEX	W	10-3	Gonzales(1-1)/Gonzalez	72-73	4th	-15.5	HOU	3:09	20,557
146	9/13	N	at TEX	W	8-1	Leake (10-12)/Martin	73-73	3rd	-14.5	HOU	3:08	23,083
147	9/14	N	at TEX	W	10-4	Albers (5-1)/Cashner	74-73	3rd	-14.5	HOU	3:21	21,931
148	9/15	N	at HOU	L	2-5	Morton/Paxton (12-4)/Giles	74-74	3rd	-15.5	HOU	3:12	28,328
149	9/16	N	at HOU	L	6-8	Keuchel/Ramirez (5-6)/Musgrove	74-75	3rd	-16.5	HOU	3:21	33,650
150	9/17	D	at HOU	L	1-7	Verlander/Moore (1-4)	74-76	3rd	-17.5	HOU	2:50	30,247
	9/18											
151	9/19	N	TEX	L	1-3	Barnette/Vincent (3-3)/Claudio	74-77	4th	-18.5	HOU	2:54	17,251
152	9/20	N	TEX	L	6-8	Cashner/Hernandez (5-5)/Claudio	74-78	4th	-19.5	HOU	3:27	15,962
153	9/21	N	TEX	L	2-4	Hamels/Paxton (12-5)/Kela	74-79	4th	-19.5	HOU	2:45	14,849
154	9/22	N	CLE	W	3-1	Díaz (4-6)/Allen	75-79	4th	-19.5	HOU	2:23	27,462
155	9/23	D	CLE	L	4-11	Carrasco/Moore (1-5)	75-80	4th	-20.5	HOU	3:32	31,565
156	9/24	D	CLE	L	2-4	Kluber/Leake (3-1)/Allen	75-81	4th	-20.5	HOU	2:50	23,695
157	9/25	N	at OAK	W	7-1	Hernandez (6-5)/Gossett/Albers (1)	76-81	4th	-20.5	HOU	2:22	9,329
158	9/26	N	at OAK	W	6-3	Pagan (2-3)/Mengden/Díaz (33)	77-81	3rd	-20.5	HOU	2:45	13,513
159	9/27	D	at OAK	L	5-6	Treinen/Simmons (0-1)	77-82	3rd	-21.5	HOU	2:50	13,132
	9/28							3rd	-22.0	HOU		
160	9/29	N	at LAA	L	5-6	Wood/Rzepczynski (2-2)/Parker	77-83	T3rd	-23.0	HOU	3:01	35,106
161	9/30	N	at LAA	W	6-4	Lawrence (2-3)/Bedrosian/Díaz (34)	78-83	T3rd	-22.0	HOU	3:32	38,075
162	10/1	D	at LAA	L	2-6	Bridwell/Simmons (0-2)	78-84	T3rd	-23.0	HOU	2:38	34,940
Sept/Oct (12-16)						Batting: .265 (254x959), 49 HR	Pitching: 12-16, 5 SV, 4.18 ERA (114 ER, 245.1 IP)					

Mariners Transactions



Jan. 6	Yovani Gallardo , RHP, and cash considerations acquired from Baltimore in exchange for Seth Smith, OF.	April 26	Dillon Overton , LHP, recalled from AAA Tacoma. Ben Gamel , OF, recalled from AAA Tacoma. Casey Fein , RHP, selected from AAA Tacoma.
Jan. 11	Jarrod Dyson , OF, acquired from Kansas City in exchange for Nathan Karns, RHP. Shae Simmons , RHP, and Mallex Smith , OF, acquired from Atlanta in exchange for Luiz Gohara, LHP, and Thomas Burrows, LHP. Cody Martin , RHP, designated for assignment. Drew Smyly , LHP, acquired from TB in exchange for Mallex Smith, OF, Carlos Vargas, INF, and Ryan Yarbrough, LHP.	April 27	Leonys Martin , OF, outrighted to AAA Tacoma. Rob Whalen , RHP, activated from 10-day DL and optioned to AAA Tacoma.
Jan. 13	Cody Martin , RHP, outrighted to AAA Tacoma.	April 29	Boog Powell , OF, recalled from AAA Tacoma.
Jan. 26	Tuffy Gosewisch , C, claimed off waivers from Atlanta. Dillon Overton , LHP, acquired from Oakland in exchange for Jason Goldstein, C. Jonathan Aro , RHP, designated for assignment. Jesus Sucre , C, designated for assignment.	May 2	Evan Scribner , RHP, placed on 10-day DL (retro to April 26) with flexor bundle strain. Jean Machi , RHP, selected from AAA Tacoma. Emilio Pagan , RHP, selected from AAA Tacoma. Daniel Vogelbach , INF, optioned to AAA Tacoma. Casey Fien , RHP, designated for assignment. Shawn O'Malley , INF, transferred to 60-day DL.
Feb. 1	Jonathan Aro , RHP, outrighted to AAA Tacoma. Jesus Sucre , C, outrighted to AAA Tacoma.	May 3	Casey Fien , RHP, outrighted to AAA Tacoma.
Feb. 8	Jesus Sucre , C, traded to Tampa Bay for a PTBNL.	May 4	Boog Powell , OF, optioned to AAA Tacoma (post-game).
March 1	Chase De Jong , RHP, acquired from Los Angeles-NL in exchange for MiLB RHP Aneurs Zabala & MiLB INF Drew Jackson. Mike Freeman , INF, designated for assignment.	May 5	Mike Freeman , INF, recalled from AAA Tacoma. Evan Marshall , RHP, recalled from AAA Tacoma. Tuffy Gosewisch , C, optioned to AAA Tacoma. James Paxton , LHP, placed on 10-day DL (retro to April 27) with left forearm strain.
March 4	Mike Freeman , INF, outrighted to AAA Tacoma.	May 6	Mike Zunino , C, optioned to AAA Tacoma. Dan Altavilla , RHP, recalled from AAA Tacoma. Rob Whalen , RHP, recalled from AAA Tacoma.
March 12	Joey Curletta, MiLB OF acquired from PHI in exchange for Pat Venditte, MiLB SHP.		Evan Marshall , RHP, placed on 10-day DL (strained right hamstring). Emilio Pagan , RHP, optioned to AAA Tacoma.
March 13	Paul Fry , LHP & D.J. Peterson , INF, optioned to AAA Tacoma. Zac Curtis , LHP & Thiago Vieira , RHP, optioned to AA Arkansas.	May 7	Rob Whalen , RHP, optioned to AAA Tacoma (post-game). Christian Bergman , RHP, selected from AAA Tacoma.
March 17	Chase De Jong , RHP & Boog Powell , OF, optioned to AAA Tacoma.	May 9	Shae Simmons , RHP, transferred from 10-day to 60-day DL. Bryan Bonnell, MiLB RHP, acquired from Tampa Bay in exchange for International Signing Slot #71.
March 23	Daniel Vogelbach , INF, optioned to AAA Tacoma.	May 9	Casey Fien, MiLB RHP, traded to Philadelphia in exchange for cash considerations.
March 25	Ariel Miranda , LHP, optioned to AAA Tacoma.	May 10	Sam Gaviglio , RHP, selected from AAA Tacoma. Hisashi Iwakuma , RHP, placed on 10-day DL, retroactive to May 4 with right shoulder inflammation.
March 26	Chris Heston , RHP, optioned to AAA Tacoma.		Evan Marshall , RHP, transferred to 60-day DL (strained right hamstring). Dan Altavilla , RHP, optioned to AAA Tacoma (postgame).
March 30	Steve Cishek , RHP, placed on 10-day DL (recovering from surgery to repair left hip labrum tear)...on rehab assignment to AA NW Arkansas & AAA Tacoma April 17-May 2. Shawn O'Malley , INF, placed on 10-day (recovering from appendix surgery). Shae Simmons , RHP, placed on 10-day DL (right elbow strain). Drew Smyly , LHP, placed on 10-day DL (left arm flexor strain). Rob Whalen , RHP, placed on 10-day DL (right shoulder inflammation). Tony Zych , RHP, placed on 10-day DL (recovering from right shoulder biceps tendon transfer surgery).	May 11	Zac Curtis , LHP, recalled from AA Arkansas.
March 31	Ariel Miranda , LHP, recalled from AAA Tacoma. Ben Gamel , OF, optioned to AAA Tacoma. Tuffy Gosewisch , C, optioned to AAA Tacoma.	May 13	Casey Lawrence , RHP, claimed off waivers from Toronto; optioned to AAA Tacoma.
April 3	Dillon Overton , LHP, placed on paternity list. Chase De Jong , RHP, recalled from AAA Tacoma.	May 14	Evan Scribner , RHP, transferred to 60-day DL (rt. elbow flexor bundle strain). Ryan Weber , RHP, selected from Tacoma.
April 4	Evan Marshall , RHP, claimed off waivers from Arizona, and optioned to AAA Tacoma.	May 14	Jean Machi , RHP, designated for assignment. Dan Altavilla , RHP, recalled from AAA Tacoma.
April 5	Drew Smyly , LHP, transferred to 60-day disabled list (eligible 6/1).	May 15	Ryan Weber , RHP, placed on 10-day DL w/right biceps strain. Jean Machi , RHP, outrighted to AAA Tacoma.
April 6	Chase De Jong , RHP, optioned to AAA Tacoma (postgame).	May 16	Steve Cishek , RHP, recalled from rehab assignment at activated from 10-day DL.
April 11	Dillon Overton , LHP, activated from paternity list. Jean Segura , INF, placed on 10-day DL (strained right hamstring). Mike Freeman , INF, selected from AAA Tacoma. Paul Fry , LHP, designated for assignment.	May 16	Zac Curtis , LHP, optioned to AA Arkansas.
April 12	Evan Marshall , RHP, recalled from AAA Tacoma. Boog Powell , OF, reinstated from restricted list (at AAA). Casey Fien , RHP, outrighted to AAA Tacoma.	May 17	Robinson Cano , INF, placed on 10-day DL (retro to 5/13) with strained right quad. Boog Powell , OF, recalled from AAA Tacoma.
April 14	Tony Zych , RHP, recalled from rehab assignment at AAA Tacoma & activated from 10-day DL. Dillon Overton , LHP, optioned to AAA Tacoma.	May 17	Casey Lawrence , RHP, recalled from AAA Tacoma.
April 21	Paul Fry , LHP, traded to Baltimore in exchange for International Draft Slot #105.	May 20	Chase De Jong , RHP, optioned to AAA Tacoma.
April 23	Chase De Jong , RHP, recalled from AAA Tacoma. Dan Altavilla , RHP, optioned to AAA Tacoma. Chris Heston , RHP, recalled from AAA Tacoma. Daniel Vogelbach , INF, recalled from AAA Tacoma.	May 21	Dillon Overton , LHP, optioned to AAA Tacoma (postgame). Chris Heston , RHP, recalled from AAA Tacoma.
April 25	Chase De Jong , RHP, optioned to AAA Tacoma. Leonys Martin , OF, designated for assignment. Mike Freeman , INF, optioned to AAA Tacoma (postgame).	May 23	Daniel Vogelbach , INF, recalled from AAA Tacoma. Mike Freeman , INF, optioned to AAA Tacoma.
April 26	Jean Segura , INF, returned from rehab assignment & activated from 10-day DL. Evan Marshall , RHP, optioned to AAA Tacoma (postgame). Chris Heston , RHP, optioned to AAA Tacoma (postgame).	May 24	Chris Heston , RHP, optioned to AAA Tacoma (postgame). Daniel Vogelbach , INF, optioned to AAA Tacoma (postgame). Tuffy Gosewisch , C, optioned to AAA Tacoma (postgame). Robinson Cano , INF, activated from 10-day DL. Mike Zunino , C, recalled from AAA Tacoma.
	Felix Hernandez , RHP, placed on 10-day DL (right shoulder inflammation). Mitch Haniger , OF, placed on 10-day DL (strained right oblique). Chase De Jong , RHP, recalled from AAA Tacoma.	May 24	Emilio Pagan , RHP, recalled from AAA Tacoma. Rob Whalen , RHP, recalled from AAA Tacoma. Emilio Pagan , RHP, optioned to AAA Tacoma.
		May 26	Andrew Aplin , OF, acquired from HOU in exchange for a PTBNL or cash considerations.
		May 28	Chris Heston , RHP, designated for assignment.
		May 30	Chris Heston , RHP, claimed off waivers by Los Angeles (NL). Mike Freeman , INF, claimed off waivers by Los Angeles (NL). Ryne Harper , RHP, selected from AAA Tacoma. Rob Whalen , RHP, optioned to AAA Tacoma. Ryne Harper , RHP, optioned to AAA Tacoma (post-game).

2017 Opening Day Roster:

Pitchers (13): Dan Altavilla, Chase De Jong, Edwin Diaz, Casey Fien, Yovani Gallardo, Felix Hernandez, Hisashi Iwakuma, Ariel Miranda, James Paxton, James Pazos, Marc Rzepczynski, Evan Scribner, Nick Vincent
Catchers (2): Carlos Ruiz, Mike Zunino
Infielders (5): Robinson Canó, Taylor Motter, Kyle Seager, Jean Segura, Danny Valencia
Outfielders (5): Nelson Cruz, Jarrod Dyson, Mitch Haniger, Guillermo Heredia, Leonys Martin



Mariners Transactions

May 31	James Paxton , LHP, returned from rehab assignment and activated from 10-day DL.	Aug. 4	Shawn O'Malley , INF, returned from rehab assignment; activated from 60-day DL; optioned to AAA Tacoma.
June 2	Tyler Cloyd , RHP, selected from Tacoma. Tyler Smith , INF, selected from Tacoma. Casey Lawrence , RHP, optioned to Tacoma. Jean Segura , INF, placed on 10-day DL (high right ankle sprain). Ryan Weber , RHP, transferred to the 60-day DL. Andrew Aplin , OF, designated for assignment.	Aug. 5	Christian Bergman , RHP, outrighted to Tacoma. Marco Gonzales , LHP, recalled from AAA Tacoma.
June 5	Andrew Aplin , OF, outrighted to AAA Tacoma.	Aug. 6	Felix Hernandez , RHP, placed on 10-day DL (retroactive to Aug. 2). Cody Martin , RHP, recalled as "26th man" for game #2 of double header. Optioned back to Tacoma post-game.
June 7	Jean Segura , INF, signs 5-year extension (2018-2022) with club option for 2023.		Yonder Alonso , INF, acquired from Oakland in exchange for Boog Powell, OF.
June 10	Emilio Pagan , RHP, recalled from AAA Tacoma. Tyler Cloyd , RHP, optioned to AAA Tacoma. Boog Powell , OF, optioned to AAA Tacoma (post-game).		Ryan Garten , RHP, and Mike Marjama , MiLB C, acquired from Tampa Bay in exchange for Anthony Misiwicz, MiLB LHP, Luis Ringifo, MiLB INF, and PTBNL.
June 11	Mitch Haniger , OF, returned from rehab assignment and activated from 10-day DL.	Aug. 8	Tuffy Gosewisch , C, designated for assignment. D.J. Peterson , INF, claimed off waivers by Chicago-AL.
June 12	Casey Lawrence , RHP, recalled from AAA Tacoma. Emilio Pagan , RHP, optioned to AAA Tacoma (post-game).		Yonder Alonso , INF, reports to team and is added to 25-man roster.
June 13	Casey Lawrence , RHP, optioned to AAA Tacoma (post-game).	Aug. 9	David Phelps , RHP, placed on 10-day DL (retro to 8/7) w/ right elbow impingement.
June 14	Chase De Jong , RHP, recalled from AAA Tacoma.	Aug. 10	Cody Martin , RHP, outrighted to AAA Tacoma.
June 16	Zac Curtis , LHP, recalled from AA Arkansas. Chase De Jong , RHP, optioned to AAA Tacoma. Zac Curtis , LHP, optioned to AA Arkansas (post-game).	Aug. 11	Tuffy Gosewisch , C, outrighted to AAA Tacoma.
June 17	Rob Whalen , RHP, recalled from AAA Tacoma. Ryne Harper , RHP, outrighted to AAA Tacoma. Pat Light , RHP, claimed off waivers from Pittsburgh & optioned to AAA Tacoma.		Andrew Moore , RHP, recalled from AAA Tacoma.
June 18	Max Povse , RHP, selected from AA Arkansas. Rob Whalen , RHP, optioned to AA Arkansas. Dillon Overton , LHP, designated for assignment.	Aug. 12	James Paxton , LHP, placed on 10-day DL with left pectoral strain.
June 19	Dillon Overton , LHP, claimed off waivers by San Diego.		Christian Bergman , RHP, selected from AAA Tacoma.
June 21	Andrew Moore , RHP, selected from AAA Tacoma. Christian Bergman , RHP, optioned to AAA Tacoma. Tyler Cloyd , RHP, designated for assignment. Jean Segura , INF, returned from rehab assignment at AAA Tacoma & activated from 10-day DL.	Aug. 13	Andrew Moore , RHP, optioned to AAA Tacoma.
June 22	Tyler Smith , INF, optioned to AAA Tacoma.	Aug. 14	Christian Bergman , RHP, optioned to AAA Tacoma.
June 23	Tyler Cloyd , RHP, outrighted to AAA Tacoma.	Aug. 15	Thyago Vieira , RHP, recalled from AAA Tacoma.
	Felix Hernandez , RHP, returned from rehab assignment at AAA Tacoma & activated from 10-day DL.		Andrew Albers , LHP, selected from AAA Tacoma.
June 28	Andrew Moore , RHP, optioned to AAA Tacoma.		Sam Gaviglio , RHP, recalled from AAA Tacoma.
July 2	Pat Light , RHP, outrighted to AAA Tacoma. Boog Powell , OF, recalled from AAA Tacoma. Max Povse , RHP, optioned to AAA Tacoma.	Aug. 16	Casey Lawrence , RHP, optioned to AAA Tacoma.
July 3	Andrew Moore , RHP, recalled from AAA Tacoma. Dan Altavilla , RHP, optioned to AAA Tacoma.	Aug. 19	Thyago Vieira , RHP, optioned to AAA Tacoma.
July 6	Sam Gaviglio , RHP, optioned to AAA Tacoma (post-game).		Christian Bergman , RHP, designated for assignment.
July 7	Emilio Pagan , RHP, recalled from AAA Tacoma.		Christian Bergman , RHP, outrighted to AAA Tacoma.
July 17	Boog Powell , OF, optioned to AAA Tacoma (post-game).	Aug. 20	Mitch Haniger , OF, recalled from rehab assignment at activated from DL.
July 18	Sam Gaviglio , RHP, recalled from AAA Tacoma.	Aug. 22	Casey Lawrence , RHP, recalled from AAA Tacoma.
July 20	David Phelps , RHP, acquired from Miami in exchange for MiLBs Brayan Hernandez (of), Pablo Lopez (rhp), Brandon Miller (rhp) & Lukas Schiraldi (rhp). Max Povse , RHP, recalled from AAA Tacoma. Sam Gaviglio , RHP, optioned to AAA Tacoma.	Aug. 23	Jarrod Dyson , OF, placed on 10-day DL (retro to 8/17) with strained right groin.
July 21	David Phelps , RHP, reports to club. Marco Gonzales , LHP, acquired from St. Louis in exchange for MiLB OF Tyler O'Neill.	Aug. 25	Sam Gaviglio , RHP, optioned to AAA Tacoma.
July 23	Taylor Motter , INF, optioned to AAA Tacoma (post-game).	Aug. 28	Taylor Motter , INF, recalled from AAA Tacoma.
July 24	Danny Espinosa , INF, signed as free agent, reports to team.		Danny Espinosa , INF, placed on outright release waivers.
July 28	Hisashi Iwakuma , RHP, transferred to 60-day DL. Erasmus Ramirez , RHP, acquired from Tampa Bay in exchange for RHP Steve Cishek. Casey Lawrence , RHP, recalled from AAA Tacoma. Cody Martin , RHP, selected from AAA Tacoma. Andrew Moore , RHP, optioned to AAA Tacoma.	Aug. 30	Dan Altavilla , RHP, recalled from AAA Tacoma.
	Tyler Smith , INF, designated for assignment.		Tony Zych , RHP, placed on 10-day DL (retro to 8/20) w/right elbow flexor bundle strain.
July 29	Cody Martin , RHP, optioned to AAA Tacoma (post-game).	Aug. 23	David Phelps , RHP, activated from 10-day DL.
July 30	Leonys Martin , OF, selected from AAA Tacoma. Erasmus Ramirez , RHP, added to active roster.	Aug. 25	Leonys Martin , OF, designated for assignment.
	Mitch Haniger , OF, placed on 10-day DL (facial laceration). D.J. Peterson , INF, designated for assignment.	Aug. 28	Leonys Martin , OF, outrighted to AAA Tacoma.
Aug. 1	Tyler Smith , INF, claimed off waivers by Texas. Evan Marshall , RHP, returned from rehab assignment; activated from 60-day DL; outrighted to AAA Tacoma.	Sept. 1	Christian Bergman , RHP, selected from AAA Tacoma.
			Dan Altavilla , RHP, optioned to AAA Tacoma.
			Mike Leake , RHP, acquired from St. Louis along with cash considerations and international slot money in exchange for INF Rayder Ascanio.
			Dan Altavilla , RHP, recalled from AAA Tacoma.
			Jarrod Dyson , OF, reinstated from the 10-day disabled list.
			Ryan Garten , RHP, recalled from AAA Tacoma.
			Mike Leake , RHP, added to the active roster.
			Mike Majarma , C, selected from AAA Tacoma.
			Andrew Moore , RHP, recalled from AAA Tacoma.
			David Phelps , RHP, placed on 10-day DL with right elbow impingement.
			Christian Bergman , RHP, outrighted to AAA Tacoma.
			Sam Gaviglio , RHP, claimed off waivers by Kansas City.
			Gordham Beckham , INF, selected from AAA Tacoma.
			Shawn O'Malley , INF, designated for assignment.
			Jacob Hannemann , OF, claimed off waivers from Chicago-NL.
			Seth Frankoff , RHP, claimed off waivers from CHI-NL and optioned to Modesto.
			David Phelps , RHP, transferred to 60-day DL (right elbow impingement).
			Zac Curtis , LHP, designated for assignment.
			Jacob Hannemann , OF, reports to club.
			Daniel Vogelbach , INF, recalled from AAA Tacoma.
			Evan Scribner , RHP, placed on waivers for the purpose of granting release.
			Shawn O'Malley , INF, outrighted to AAA Tacoma.
			Ryan Weber , RHP, outrighted to AAA Tacoma.
			Zac Curtis , LHP, claimed off waivers by Philadelphia.
			Felix Hernandez , RHP, activated from the 10-day disabled list.
			James Paxton , LHP, activated from 10-day disabled list.

Batting Profile



Category	AVG	G	AB	R	H	TB	2B	3B	HR	RBI	SH	SF	HP	BB	IBB	SO	SB	CS	GIDP	E	SLG	OBP	- PINCH HIT -				
																							AB	H	HR	RBI	
Albers A	1.000	1	1	0	1	1	0	0	0	1	2	0	0	0	0	0	0	0	0	0	0	1.000	1.000	0	0	0	0
Alonso Y	.265	42	132	20	35	58	5	0	6	18	0	0	0	18	0	30	1	0	3	4	.439	.353	5	1	0	0	
Beckham G	.176	8	17	2	3	3	0	0	0	0	0	0	0	1	0	2	1	0	2	0	.176	.222	1	0	0	0	
Bergman C	.000	1	1	0	0	0	0	0	0	0	0	0	0	0	0	0	0	0	0	0	.000	.000	0	0	0	0	
Cano R	.280	150	592	79	166	268	33	0	23	97	0	3	4	49	8	85	1	0	18	10	.453	.338	2	0	0	0	
Cruz N	.288	155	556	91	160	305	28	0	39	119	0	7	12	70	7	140	1	1	15	0	.549	.375	3	1	0	1	
Diaz E	.000	1	1	0	0	0	0	0	0	0	0	0	0	0	0	1	0	0	0	0	.000	.000	0	0	0	0	
Dyson J	.251	106	346	56	87	121	13	3	5	30	4	2	10	28	2	55	28	7	3	3	.350	.324	4	1	0	0	
Espinosa D	.188	7	16	2	3	5	2	0	0	2	0	0	0	1	0	7	1	0	0	2	.313	.235	1	1	0	1	
Freeman M	.067	15	30	3	2	5	0	0	1	1	0	0	0	4	1	9	0	0	0	1	.167	.176	6	0	0	0	
Gallardo Y	.500	1	2	0	1	1	0	0	0	0	0	0	0	0	0	0	0	0	0	0	.500	.500	0	0	0	0	
Gamel B	.275	134	509	68	140	210	27	5	11	59	1	3	1	36	1	122	4	1	8	5	.413	.322	5	0	0	0	
Gaviglio S	.200	2	5	1	1	1	0	0	0	0	0	0	0	0	0	2	0	0	0	0	.200	.200	0	0	0	0	
Gonzales M	.000	1	1	0	0	0	0	0	0	0	1	0	0	0	0	1	0	0	0	0	.000	.000	0	0	0	0	
Gosewisch T	.071	10	28	1	2	2	0	0	0	0	2	0	0	1	0	14	0	0	2	0	.071	.103	0	0	0	0	
Haniger M	.282	96	369	58	104	181	25	2	16	47	1	0	9	31	0	93	5	4	9	7	.491	.352	1	0	0	0	
Hannemann J	.150	8	20	3	3	6	0	0	1	1	0	0	0	0	0	4	0	1	0	1	.300	.150	2	1	0	0	
Heredia G	.249	118	386	43	96	130	16	0	6	24	1	1	11	27	2	64	1	5	9	2	.337	.315	4	1	0	1	
Lawrence C	.000	1	1	0	0	0	0	0	0	0	0	0	0	0	0	1	0	0	0	0	.000	.000	0	0	0	0	
Machi J	.000	1	1	0	0	0	0	0	0	0	0	0	0	0	0	1	0	0	0	1	.000	.000	0	0	0	0	
Marjama M	.333	4	9	1	3	7	1	0	1	1	0	0	0	0	0	1	0	0	0	0	.778	.333	2	0	0	0	
Martin L	.174	34	115	12	20	33	2	1	3	8	0	0	2	5	1	29	6	4	2	1	.287	.221	4	0	0	0	
Miranda A	.000	3	6	1	0	0	0	0	0	0	0	0	0	0	0	3	0	0	0	1	.000	.000	0	0	0	0	
Motter T	.198	85	258	29	51	84	12	0	7	26	0	1	0	21	0	62	12	1	9	4	.326	.257	6	1	0	1	
Pagan E	.000	1	2	0	0	0	0	0	0	0	0	0	0	0	0	1	0	0	0	0	.000	.000	0	0	0	0	
Powell B	.194	20	36	6	7	7	0	0	0	2	1	0	0	6	0	9	0	0	1	0	.194	.310	8	2	0	1	
Ramirez E	.667	1	3	0	2	2	0	0	0	1	0	0	0	0	0	1	0	0	0	0	.667	.667	0	0	0	0	
Ruiz C	.216	50	125	14	27	44	8	0	3	11	1	1	4	14	0	38	1	0	4	1	.352	.313	4	0	0	0	
Seager K	.249	154	578	72	144	260	33	1	27	88	0	6	8	58	6	110	2	1	6	14	.450	.323	1	1	0	1	
Segura J	.300	125	524	80	157	224	30	2	11	45	0	1	6	34	3	83	22	8	14	17	.427	.349	1	1	0	0	
Smith T	.188	8	16	2	3	4	1	0	0	1	0	1	1	1	0	8	0	0	0	0	.250	.263	2	0	0	0	
Valencia D	.256	129	450	54	115	185	19	3	15	66	0	8	2	40	0	122	2	2	16	11	.411	.314	6	2	0	4	
Vogelbach D	.214	14	28	0	6	7	1	0	0	2	0	0	0	3	0	9	0	0	2	1	.250	.290	7	1	0	0	
Zunino M	.251	116	387	52	97	197	25	0	25	64	0	1	8	39	0	160	1	0	8	6	.509	.331	3	0	0	1	
TOTAL:	.259	162	5551	750	1436	2351	281	17	200	714	14	35	78	487	31	1267	89	35	131	92	.424	.325	78	14	0	11	
vs Left	.244		1378	180	336	546	54	6	48	171	3	14	19	142	9	311	22	9	40		.396	.320	19	5	0	5	
vs Right	.264		4173	570	1100	1805	227	11	152	543	11	21	59	345	22	956	67	26	91		.433	.327	59	9	0	6	
Home	.263	81	2693	370	708	1150	131	10	97	350	8	19	43	252	11	634	39	21	78	40	.427	.334	35	6	0	7	
Road	.255	81	2858	380	728	1201	150	7	103	364	6	16	35	235	20	633	50	14	53	52	.420	.317	43	8	0	4	
Day	.257	53	1791	229	461	726	84	5	57	216	1	11	26	153	9	442	29	17	43	31	.405	.323	39	10	0	5	
Night	.259	109	3760	521	975	1625	197	12	143	498	13	24	52	334	22	825	60	18	88	61	.432	.326	39	4	0	6	
Grass	.259	155	5312	730	1378	2263	266	17	195	695	14	35	77	465	31	1207	87	32	127	90	.426	.326	75	13	0	11	
Turf	.243	7	239	20	58	88	15	0	5	19	0	0	1	22	0	60	2	3	4	2	.368	.309	3	1	0	0	
Runners on	.265	162	2344	636	622	1006	116	5	86	600	14	35	34	244	29	546	88	35	131		.429	.339	37	8	0	11	
None on	.254	162	3207	114	814	1345	165	12	114	114	0	0	44	243	2	721	1	0	0		.419	.315	41	6	0	0	
RISCP	.273	162	1326	554	362	596	69	3	53	522	7	35	13	169	29	315	17	6	46		.449	.353	26	7	0	11	
RISCP 2OUT	.231	159	602	196	139	223	30	3	16	183	0	0	4	77	15	150	9	0	0		.370	.322	14	4	0	6	
Innings 1-6	.268	162	3771	528	1009	1662	202	11	143	507	9	22	50	323	13	831	62	31	89		.441	.332	8	1	0	1	
Innings 7+	.240	162	1780	222	427	689	79	6	57	207	5	13	28	164	18	436	27	4	42		.387	.312	70	13	0	10	
DH	.289	152	560	94	162	308	29	0	39	116	1	7	13	67	7	144	1	2	15		.550	.374	5	0	0	0	
vs A.L.	.255	142	4861	645	1239	2046	239	14	180	615	10	27	65	413	22	1108	82	31	115		.421	.320	61	10	0	7	
vs N.L.	.286	20	690	105	197	305	42	3	20	99	4	8	13	74	9	159	7	4	16		.442	.362	17	4	0	4	
ARI	.000	0	0	0	0	0	0	0	0	0	0	0	0	0	0	0	0	0	0		.000	.000	0	0	0	0	
ATL	.276	3	105	15	29	43	11																				



Pitching Profile

Category	W	L	ERA	G	GS	CG	SHO	GF	SV	IP	H	R	ER	HR	SH	SF	HB	BB	IB	SO	WP	BK	AVG	SLG	OBP
Albers A	5	1	3.51	9	6	0	0	2	1	41.0	43	22	16	6	0	1	2	10	0	37	1	0	.262	.415	.311
Altavilla D	1	1	4.24	41	0	0	0	13	0	46.2	43	27	22	9	0	4	1	20	1	52	9	0	.242	.449	.315
Bergman C	4	5	5.00	13	8	0	0	2	0	54.0	61	31	30	12	4	1	3	15	1	33	0	0	.295	.502	.350
Cishek S	1	1	3.15	23	0	0	0	8	1	20.0	13	7	7	3	0	1	1	7	1	15	1	1	.183	.338	.263
Cloyd T	1	0	0.00	1	0	0	0	0	0	1.0	2	0	0	0	0	0	0	0	0	1	0	0	.500	.750	.500
Curtis Z	0	0	0.00	3	0	0	0	2	0	4.2	3	3	0	1	0	0	2	1	0	2	2	0	.167	.333	.286
DeJong C	0	3	6.35	7	4	0	0	2	0	28.1	31	20	20	5	1	1	0	13	0	13	0	0	.282	.482	.355
Diaz E	4	6	3.27	66	0	0	0	52	34	66.0	44	28	24	10	1	2	3	32	2	89	3	1	.183	.333	.285
Fien C	0	0	15.00	6	0	0	0	2	0	6.0	9	10	10	3	0	0	0	4	0	6	0	0	.360	.800	.448
Freeman M	0	0	9.00	1	0	0	0	1	0	1.0	3	1	1	0	0	1	0	0	0	0	0	0	.600	.600	.500
Gallardo Y	5	10	5.72	28	22	0	0	4	1	130.2	138	84	83	24	4	3	2	60	3	94	7	0	.271	.472	.348
Garton R	0	0	1.54	13	0	0	0	3	0	11.2	5	2	2	1	0	1	0	1	0	7	0	0	.125	.225	.143
Gaviglio S	3	5	4.62	12	11	0	0	1	0	62.1	63	37	32	15	1	2	2	21	1	40	1	2	.270	.532	.333
Gonzales M	1	1	5.40	10	7	0	0	1	0	36.2	53	22	22	5	0	1	1	11	0	30	2	0	.340	.481	.385
Hernandez F	6	5	4.36	16	16	0	0	0	0	86.2	86	46	42	17	1	1	6	26	0	78	8	0	.258	.468	.322
Heston C	0	1	19.80	2	1	0	0	0	0	5.0	14	12	11	3	0	0	0	5	0	3	0	0	.483	.897	.559
Iwakuma H	0	2	4.35	6	6	0	0	0	0	31.0	27	16	15	7	0	0	2	12	0	16	1	0	.237	.482	.320
Lawrence C	2	0	5.57	23	0	0	0	10	0	42.0	56	27	26	9	0	1	1	14	1	45	1	0	.318	.506	.370
Leake M	3	1	2.53	5	5	0	0	0	0	32.0	32	10	9	1	0	0	2	2	0	27	1	0	.258	.371	.281
Machi J	1	0	1.17	5	0	0	0	0	0	7.2	7	2	1	1	0	1	0	4	0	4	0	0	.269	.423	.355
Marshall E	0	0	9.39	6	0	0	0	2	0	7.2	12	8	8	1	0	0	0	5	1	4	0	0	.364	.545	.447
Martin C	0	0	13.50	1	0	0	0	1	0	2.0	5	4	3	0	0	0	0	2	0	0	0	0	.455	.545	.538
Miranda A	8	7	5.12	31	29	1	0	1	0	160.0	140	93	91	37	2	8	5	63	1	137	8	0	.233	.473	.308
Moore A	1	5	5.34	11	9	0	0	1	0	59.0	60	36	35	14	0	4	1	8	0	31	0	0	.261	.500	.284
Overton D	0	0	6.38	9	1	0	0	4	0	18.1	21	15	13	4	0	2	0	2	1	8	3	0	.280	.507	.291
Pagan E	2	3	3.22	34	0	0	0	9	0	50.1	39	20	18	7	1	2	1	8	0	56	1	0	.212	.364	.246
Paxton J	12	5	2.98	24	24	0	0	0	0	136.0	113	47	45	9	1	5	3	37	1	156	15	1	.223	.324	.278
Pazos J	4	5	3.86	59	0	0	0	7	0	53.2	51	30	23	7	1	4	5	24	0	65	4	1	.248	.388	.335
Phelps D	2	1	3.12	10	0	0	0	1	0	8.2	9	3	3	0	0	1	1	5	0	11	0	0	.265	.294	.366
Povse M	0	0	7.36	3	0	0	0	2	0	3.2	9	5	3	1	0	0	0	1	0	2	0	0	.450	.700	.476
Ramirez E	1	3	3.92	11	11	0	0	0	0	62.0	57	31	27	12	1	5	1	15	1	54	0	0	.243	.464	.285
Ruiz C	0	0	9.00	1	0	0	0	1	0	1.0	2	1	1	1	0	0	0	2	0	1	0	0	.400	1.200	.571
Rzepczynski M	2	2	4.02	64	0	0	0	6	1	31.1	29	16	14	2	0	0	1	20	5	25	3	0	.252	.339	.368
Scribner E	0	2	11.05	8	0	0	0	4	0	7.1	13	9	9	3	1	0	0	0	0	6	0	0	.394	.758	.394
Simmons S	0	2	7.04	9	0	0	0	3	0	7.2	4	6	6	1	0	2	0	4	0	8	1	0	.167	.333	.267
Vieira T	0	0	0.00	1	0	0	0	1	0	1.0	0	0	0	0	0	0	0	0	0	1	0	0	.000	.000	.000
Vincent N	3	3	3.20	69	0	0	0	7	0	64.2	62	23	23	3	4	4	0	13	5	50	0	0	.257	.353	.291
Weber R	0	0	2.45	1	1	0	0	0	0	3.2	3	1	1	0	0	0	0	0	0	0	0	0	.214	.286	.214
Whalen R	0	1	6.14	2	1	0	0	1	0	7.1	7	5	5	1	0	0	2	2	0	2	0	0	.259	.370	.355
Zych T	6	3	2.66	45	0	0	0	7	1	40.2	30	12	12	2	1	2	5	21	3	35	1	1	.208	.292	.326
TOTAL:	78	84	4.46	162	162	1	0	161	39	1440.1	1399	772	713	237	24	60	53	490	28	1244	73	7	.254	.435	.318
vs L										537				88	8	19	13	185	11	429	22	7	.268	.455	.330
vs R										862				149	16	41	40	305	17	815	51	7	.247	.424	.311
Home	40	41	4.00	81	81	1	0	80	13	743.0	670	358	330	113	10	29	21	249	15	666	37	3	.239	.408	.303
Road	38	43	4.94	81	81	0	0	81	26	697.1	729	414	383	124	14	31	32	241	13	578	36	4	.270	.464	.333
Day	22	31	4.83	53	53	1	0	52	11	461.2	452	268	248	81	11	23	19	173	7	370	26	2	.255	.446	.324
Night	56	53	4.28	109	109	0	0	109	28	978.2	947	504	465	156	13	37	34	317	21	874	47	5	.254	.430	.315
Grass	76	79	4.46	155	155	1	0	154	38	1381.2	1344	741	685	225	22	57	49	472	27	1193	73	7	.255	.434	.318
Turf	2	5	4.30	7	7	0	0	7	1	58.2	55	31	28	12	2	3	4	18	1	51	0	0	.246	.464	.309
vs AL	66	76	4.49	142	142	1	0	141	33	1263.1	1216	676	630	207	18	50	49	427	23	1102	67	5	.252	.433	.316
vs NL	12	8	4.22	20	20	0	0	20	6	177.0	183	96	83	30	6	10	4	63	5	142	6	2	.273	.450	.334
ARI	0	0	0.00	0	0	0	0	0	0	0.0	0	0	0	0	0	0	0	0	0	0	0	0	.000	.000	.000
ATL	2	1	4.15	3	3	0	0	3	2	26.0	34	15	12	2	1	2	1	10	1	20	0	0	.330	.427	.388
BAL	2	4	6.53	6	6	0	0	6	2	51.0	71	37	37	15	1	2	4	13	1	45	2	0	.336	.602	.383
BOS	3	3	2.89	6	6	0	0	6	0	56.0	44	18	18	4	0	1	4	18	0	41	5	0	.216	.304	.291
CHI	0	0	0.00	0	0	0	0	0	0	0.0	0	0	0	0	0	0	0	0	0	0	0	0	.000	.000	.000
CIN	0	0	0.00	0	0	0	0	0	0	0.0	0	0	0	0	0	0	0	0	0	0	0	0	.000	.000	.000
CLE	2	4	5.02	6	6	0	0	6	1	52.0	51	33	29	9	0	5	1	10	0	51	2	0	.249	.444	.281
CWS	4	3	5.12	7	7	0	0	7	3	65.0	67	41	37	13	2	2	4	16	0	58	4	0	.264	.476	.315
COL	3	1	3.75	4	4	0	0	4	1	36.0	27	15	15	4	1	1	0	14	0	25	3	2	.214	.365	.291
DET	6	1	5.00	7	7	0	0	7	3	63.0	66	37	35	11	0	0	2	24	1	52	2	0	.264	.460	.333
MIA	2	1	3.33	3	3	0	0	3	0	27.0	29	11	10	5	1	1	1	3	0	20	2	0	.279	.433	.303
HOU	5	14	4.83	19	19	0	0	19	4	169.2	175	93	91	26	3	7	3	68	8	126	12	2	.268	.446	.336
KC	2	5	5.52	7	7	0	0	7	2	62.0	59	43	38	14	2	2	1	18	1	52	5	0	.244	.463	.297
LA	0	0	0.00	0	0	0	0	0	0	0.0	0	0	0	0	0	0	0	0	0	0	0	0	.000	.000	.000
LAA	7	12	4.56	19	19	0	0	19	4	167.2	166	90	85	21	1	10	4	61	4	138	9	2	.259	.405	.322
MIL	0	0	0.00	0	0	0	0	0	0	0.0	0	0	0	0	0	0	0	0	0	0	0	0	.000	.000	.000
MIN	4	3	6.05	7	7																				

vs. Left (Batting / Pitching)



BATTER	AVG	G	AB	R	H	2B	3B	HR	RBI	SH	SF	HP	BB	SO	SB	CS	DP	SLG	OBP
Alonso, Y	.125	9	8	1	1	0	0	1	1	0	0	0	0	0	1	0	0	.500	.125
SEAS TOTAL	.181	55	72	8	13	2	0	5	10	0	0	2	6	20	1	0	1	.417	.263
Beckham, G	.000	1	0	1	0	0	0	0	0	0	0	0	0	0	0	0	0	.000	.000
Cano, R	.208	85	178	16	37	4	0	4	20	0	2	2	11	32	0	0	7	.298	.259
Cruz, N	.229	73	131	19	30	2	0	8	23	0	1	5	35	35	1	0	4	.427	.407
Dyson, J	.145	36	55	7	8	0	0	0	1	2	0	2	4	6	4	1	1	.145	.230
Espinosa, D	.200	3	5	1	1	1	0	0	0	0	0	0	0	2	0	0	0	.200	.200
SEAS TOTAL	.173	52	98	8	17	6	0	1	6	0	1	1	7	35	2	3	0	.265	.234
Freeman, M	.000	3	1	0	0	0	0	0	0	0	0	0	2	0	0	0	0	.000	.667
SEAS TOTAL	.000	9	8	0	0	0	0	0	0	0	0	0	2	6	0	0	0	.000	.200
Gamel, B	.275	68	120	17	33	8	2	1	15	0	2	1	4	38	0	1	2	.400	.299
Gosewisch, T	.077	6	13	1	1	0	0	0	0	1	0	0	0	6	0	0	1	.077	.077
Haniger, M	.250	39	92	10	23	2	2	4	11	0	0	0	5	19	1	0	3	.446	.289
Hannemann, J	.000	2	2	0	0	0	0	0	0	0	0	0	0	1	0	0	0	.000	.000
Heredia, G	.310	63	129	24	40	7	0	3	13	0	0	2	8	21	0	3	3	.434	.360
Marjama, M	1.000	1	1	1	1	0	0	1	1	0	0	0	0	0	0	0	0	4.000	1.000
Martin, L	.263	10	19	2	5	1	1	1	4	0	0	1	1	2	2	1	1	.579	.333
SEAS TOTAL	.238	13	21	2	5	1	1	1	4	0	0	1	2	2	2	1	1	.524	.333
Motter, T	.153	39	72	4	11	3	0	0	3	0	1	0	6	15	3	1	3	.194	.215
Powell, B	.333	4	3	1	1	0	0	0	1	0	0	0	1	0	0	0	0	.333	.500
SEAS TOTAL	.222	12	9	3	2	1	0	0	2	0	0	0	4	1	0	0	0	.333	.462
Ruiz, C	.172	22	29	2	5	2	0	1	2	0	0	2	6	8	1	0	2	.345	.351
Seager, K	.248	81	165	15	41	10	0	8	28	0	2	3	13	34	0	0	1	.455	.311
Segura, J	.317	57	123	23	39	5	0	3	11	0	1	1	14	19	6	2	4	.431	.388
Smith, T	.286	5	7	2	2	0	0	0	1	0	1	0	1	3	0	0	0	.286	.333
Valencia, D	.264	64	125	17	33	6	1	5	26	0	4	0	20	31	2	0	6	.448	.356
Vogelbach, D	.250	2	4	0	1	0	0	0	0	0	0	0	0	1	0	0	0	.250	.250
Zunino, M	.253	49	91	16	23	3	0	8	10	0	0	0	11	35	1	0	2	.549	.333
PITCHERS	.000	5	0	0	0	0	0	0	0	0	0	0	0	3	0	0	0	.000	.000
TOTALS	.244	1378	180	336	54	6	48	171	3	14	19	142	311	22	9	40		.396	.320

PITCHER	AVG	AB	H	HR	HB	BB	SO
Albers, A	.316	38	12	4	2	1	11
Altavilla, D	.269	67	18	2	0	4	17
Bergman, C	.290	93	27	5	0	7	16
Cishek, S	.150	20	3	2	0	3	3
Cloyd, T	.000	2	0	0	0	0	1
Curtis, Z	.000	4	0	0	2	0	0
DeJong, C	.309	55	17	2	0	6	6
Diaz, E	.184	103	19	5	0	18	44
Fien, C	.500	8	4	2	0	3	2
Freeman, M	.333	3	1	0	0	0	0
Gallardo, Y	.257	249	64	10	0	34	48
Garton, R	.273	11	3	0	0	0	2
Gaviglio, S	.243	103	25	6	1	10	19
Gonzales, M	.317	41	13	1	0	3	11
Hernandez, F	.306	144	44	6	0	13	28
Heston, C	.385	13	5	1	0	3	1
Iwakuma, H	.340	50	17	4	0	6	5
Lawrence, C	.370	73	27	5	0	9	10
Leake, M	.246	61	15	1	1	2	17
Machi, J	.300	10	3	0	0	2	0
Marshall, E	.467	15	7	1	0	3	3
Martin, C	.400	5	2	0	0	1	0
Miranda, A	.241	116	28	5	2	10	23
Moore, A	.265	102	27	8	0	3	12
Overton, D	.200	15	3	0	0	0	2
Pagan, E	.258	62	16	4	0	3	19
Paxton, J	.198	86	17	0	1	4	22
Pazos, J	.218	78	17	1	3	6	28
Phelps, D	.400	15	6	0	0	2	2
Povse, M	.400	10	4	0	0	0	1
Ramirez, E	.278	97	27	6	0	6	25
Ruiz, C	.250	4	1	1	0	2	1
Rzepczynski, M	.253	75	19	1	1	6	18
Scribner, E	.385	13	5	1	0	0	2
Simmons, S	.000	9	0	0	0	4	3
Vieira, T	.000	1	0	0	0	0	0
Vincent, N	.281	89	25	1	0	3	16
Weber, R	.125	8	1	0	0	0	0
Whalen, R	.308	13	4	1	0	1	0
Zych, T	.239	46	11	2	0	7	11
TOTALS	.268	2007	537	88	13	185	429



vs. Right (Batting / Pitching)

BATTER	AVG	G	AB	R	H	2B	3B	HR	RBI	SH	SF	HP	BB	SO	SB	CS	DP	SLG	OBP
Alonso, Y	.274	41	124	19	34	5	0	5	17	0	0	0	18	30	0	0	3	.435	.366
SEAS TOTAL	.282	135	379	64	107	20	0	23	57	0	0	0	62	98	1	0	8	.517	.383
Beckham, G	.176	11	17	1	3	0	0	0	0	0	0	0	1	2	1	0	2	.176	.222
Cano, R	.312	137	414	63	129	29	0	19	77	0	1	2	38	53	1	0	11	.519	.371
Cruz, N	.306	143	425	72	130	26	0	31	96	0	6	7	35	105	0	1	11	.586	.364
Dyson, J	.271	104	291	49	79	13	3	5	29	2	2	8	24	49	24	6	2	.388	.342
Espinosa, D	.182	8	11	1	2	1	0	0	2	0	0	0	1	5	1	0	0	.273	.250
SEAS TOTAL	.173	81	168	22	29	4	0	5	25	1	1	4	14	74	2	2	2	.286	.251
Freeman, M	.069	16	29	3	2	0	0	1	1	0	0	0	2	9	0	0	0	.172	.129
SEAS TOTAL	.115	33	52	6	6	2	0	1	1	0	0	0	4	13	0	0	1	.212	.179
Gamel, B	.275	127	389	51	107	19	3	10	44	1	1	0	32	84	4	0	6	.416	.329
Gosewisch, T	.067	8	15	0	1	0	0	0	0	1	0	0	1	8	0	0	1	.067	.125
Haniger, M	.292	92	277	48	81	23	0	12	36	1	0	9	26	74	4	4	6	.505	.372
Hannemann, J	.167	11	18	3	3	0	0	1	1	0	0	0	0	3	0	1	0	.333	.167
Heredia, G	.218	108	257	19	56	9	0	3	11	1	1	9	19	43	1	2	6	.288	.294
Marjama, M	.250	5	8	0	2	1	0	0	0	0	0	0	0	1	0	0	0	.375	.250
Martin, L	.156	32	96	10	15	1	0	2	4	0	0	1	4	27	4	3	1	.229	.198
SEAS TOTAL	.159	46	107	12	17	2	0	2	5	0	0	1	6	31	5	3	1	.234	.211
Motter, T	.215	77	186	25	40	9	0	7	23	0	0	0	15	47	9	0	6	.376	.274
Powell, B	.182	22	33	5	6	0	0	0	1	1	0	0	5	9	0	0	1	.182	.289
SEAS TOTAL	.287	51	108	21	31	4	0	3	10	1	2	0	11	29	0	1	2	.407	.347
Ruiz, C	.229	44	96	12	22	6	0	2	9	1	1	2	8	30	0	0	2	.354	.299
Seager, K	.249	143	413	57	103	23	1	19	60	0	4	5	45	76	2	1	5	.448	.328
Segura, J	.294	116	401	57	118	25	2	8	34	0	0	5	20	64	16	6	10	.426	.336
Smith, T	.111	7	9	0	1	1	0	0	0	0	0	1	0	5	0	0	0	.222	.200
Valencia, D	.252	115	325	37	82	13	2	10	40	0	4	2	20	91	0	2	10	.397	.296
Vogelbach, D	.208	15	24	0	5	1	0	0	2	0	0	0	3	8	0	0	2	.250	.296
Zunino, M	.250	115	296	36	74	22	0	17	54	0	1	8	28	125	0	0	6	.497	.330
PITCHERS	.263	19	2	5	0	0	0	0	2	3	0	0	0	8	0	0	0	.263	.263
TOTALS	.264	4173	570	1100	227	11	152	543	11	21	59	345	956	67	26	91		.433	.327

PITCHER	AVG	AB	H	HR	HB	BB	SO
Albers, A	.246	126	31	2	0	9	26
Altavilla, D	.225	111	25	7	1	16	35
Bergman, C	.298	114	34	7	3	8	17
Cishek, S	.196	51	10	1	1	4	12
Cloyd, T	1.000	2	2	0	0	0	0
Curtis, Z	.214	14	3	1	0	1	2
DeJong, C	.255	55	14	3	0	7	7
Diaz, E	.182	137	25	5	3	14	45
Fien, C	.294	17	5	1	0	1	4
Freeman, M	1.000	2	2	0	0	0	0
Gallardo, Y	.285	260	74	14	2	26	46
Garton, R	.069	29	2	1	0	1	5
Gaviglio, S	.292	130	38	9	1	11	21
Gonzales, M	.348	115	40	4	1	8	19
Hernandez, F	.222	189	42	11	6	13	50
Heston, C	.563	16	9	2	0	2	2
Iwakuma, H	.156	64	10	3	2	6	11
Lawrence, C	.282	103	29	4	1	5	35
Leake, M	.270	63	17	0	1	0	10
Machi, J	.250	16	4	1	0	2	4
Marshall, E	.278	18	5	0	0	2	1
Martin, C	.500	6	3	0	0	1	0
Miranda, A	.231	484	112	32	3	53	114
Moore, A	.258	128	33	6	1	5	19
Overton, D	.300	60	18	4	0	2	6
Pagan, E	.189	122	23	3	1	5	37
Paxton, J	.229	420	96	9	2	33	134
Pazos, J	.266	128	34	6	2	18	37
Phelps, D	.158	19	3	0	1	3	9
Povse, M	.500	10	5	1	0	1	1
Ramirez, E	.217	138	30	6	1	9	29
Ruiz, C	1.000	1	1	0	0	0	0
Rzepczynski, M	.250	40	10	1	0	14	7
Scribner, E	.400	20	8	2	0	0	4
Simmons, S	.267	15	4	1	0	0	5
Vieira, T	.000	2	0	0	0	0	1
Vincent, N	.243	152	37	2	0	10	34
Weber, R	.333	6	2	0	0	0	0
Whalen, R	.214	14	3	0	2	1	2
Zych, T	.194	98	19	0	5	14	24
TOTALS	.247	3495	862	149	40	305	815

Runners in Scoring Position



PLAYER	OUTS	AVG	AB	H	2B	3B	HR	TOT RBI	SP RBI	MISP	MOB	BB	IBB	SO	SH	SF	GIDP
MARINERS	<2	.308	724	223	39	0	37	339	272	1035	1469	92	14	165	7	35	46
MARINERS	=2	.231	602	139	30	3	16	183	151	812	1139	77	15	150	0	0	0
MARINERS		.273	1326	362	69	3	53	522	423	1847	2608	169	29	315	7	35	46
Albers,A	<2	.000	0	0	0	0	0	0	0	0	0	0	0	0	0	0	0
Albers,A	=2	1.000	1	1	0	0	0	1	1	2	3	0	0	0	0	0	0
Albers,A		1.000	1	1	0	0	0	1	1	2	3	0	0	0	0	0	0
Alonso,Y	<2	.467	15	7	2	0	0	7	6	23	32	5	0	3	0	0	2
Alonso,Y	=2	.111	18	2	2	0	0	3	3	22	28	1	0	3	0	0	0
Alonso,Y		.273	33	9	4	0	0	10	9	45	60	6	0	6	0	0	2
Beckham,G	<2	.000	2	0	0	0	0	0	0	2	4	0	0	0	0	0	2
Beckham,G	=2	.000	4	0	0	0	0	0	0	4	7	0	0	0	0	0	0
Beckham,G		.000	6	0	0	0	0	0	0	6	11	0	0	0	0	0	2
Cano,R	<2	.340	100	34	3	0	7	50	38	135	184	13	7	14	0	3	7
Cano,R	=2	.304	56	17	7	0	1	24	20	75	101	5	1	6	0	0	0
Cano,R		.327	156	51	10	0	8	74	58	210	285	18	8	20	0	3	7
Cruz,N	<2	.398	83	33	5	0	8	62	49	128	195	17	2	18	0	7	8
Cruz,N	=2	.266	64	17	2	0	3	21	17	77	100	8	3	15	0	0	0
Cruz,N		.340	147	50	7	0	11	83	66	205	295	25	5	33	0	7	8
Dyson,J	<2	.289	45	13	3	0	0	18	18	70	91	6	1	10	4	2	1
Dyson,J	=2	.190	42	8	1	0	0	6	6	60	88	6	1	7	0	0	0
Dyson,J		.241	87	21	4	0	0	24	24	130	179	12	2	17	4	2	1
Espinosa,D	<2	1.000	1	1	0	0	0	1	1	2	2	1	0	0	0	0	0
Espinosa,D	=2	.000	1	0	0	0	0	0	0	1	2	0	0	1	0	0	0
Espinosa,D		.500	2	1	0	0	0	1	1	3	4	1	0	1	0	0	0
Freeman,M	<2	.000	2	0	0	0	0	0	0	4	5	1	1	1	0	0	0
Freeman,M	=2	.000	4	0	0	0	0	0	0	6	9	0	0	2	0	0	0
Freeman,M		.000	6	0	0	0	0	0	0	10	14	1	1	3	0	0	0
Gallardo,Y	<2	.000	0	0	0	0	0	0	0	0	0	0	0	0	0	0	0
Gallardo,Y	=2	.000	1	0	0	0	0	0	0	1	1	0	0	0	0	0	0
Gallardo,Y		.000	1	0	0	0	0	0	0	1	1	0	0	0	0	0	0
Gamel,B	<2	.317	60	19	4	0	2	26	20	78	109	6	1	16	0	3	1
Gamel,B	=2	.255	55	14	1	1	2	21	17	73	92	6	0	16	0	0	0
Gamel,B		.287	115	33	5	1	4	47	37	151	201	12	1	32	0	3	1
Gaviglio,S	<2	.000	1	0	0	0	0	0	0	1	2	0	0	1	0	0	0
Gaviglio,S	=2	.000	2	0	0	0	0	0	0	3	4	0	0	1	0	0	0
Gaviglio,S		.000	3	0	0	0	0	0	0	4	6	0	0	2	0	0	0
Gosewisch,T	<2	.000	2	0	0	0	0	0	0	4	7	1	0	1	1	0	1
Gosewisch,T	=2	.000	5	0	0	0	0	0	0	6	10	0	0	4	0	0	0
Gosewisch,T		.000	7	0	0	0	0	0	0	10	17	1	0	5	1	0	1
Haniger,M	<2	.260	50	13	2	0	3	22	16	72	105	8	0	10	1	0	5
Haniger,M	=2	.265	34	9	1	0	0	7	7	46	65	4	0	10	0	0	0
Haniger,M		.262	84	22	3	0	3	29	23	118	170	12	0	20	1	0	5
Hannemann,J	<2	.000	3	0	0	0	0	0	0	3	5	0	0	1	0	0	0
Hannemann,J	=2	.000	1	0	0	0	0	0	0	1	2	0	0	0	0	0	0
Hannemann,J		.000	4	0	0	0	0	0	0	4	7	0	0	1	0	0	0
Heredia,G	<2	.279	43	12	1	0	1	9	8	55	78	2	0	6	1	1	2
Heredia,G	=2	.171	41	7	3	0	1	10	7	55	82	4	2	8	0	0	0
Heredia,G		.226	84	19	4	0	2	19	15	110	160	6	2	14	1	1	2
Martin,L	<2	.176	17	3	0	0	0	2	2	19	24	1	0	3	0	0	0
Martin,L	=2	.231	13	3	0	1	0	3	3	17	26	1	1	2	0	0	0
Martin,L		.200	30	6	0	1	0	5	5	36	50	2	1	5	0	0	0
Miranda,A	<2	.000	1	0	0	0	0	0	0	1	1	0	0	0	0	0	0
Miranda,A	=2	.000	1	0	0	0	0	0	0	2	3	0	0	1	0	0	0
Miranda,A		.000	2	0	0	0	0	0	0	3	4	0	0	1	0	0	0
Motter,T	<2	.179	39	7	1	0	2	11	8	54	82	4	0	11	0	1	4
Motter,T	=2	.261	23	6	2	0	2	11	7	33	49	3	0	5	0	0	0
Motter,T		.210	62	13	3	0	4	22	15	87	131	7	0	16	0	1	4
Powell,B	<2	.500	4	2	0	0	0	2	2	5	7	1	0	0	0	0	0
Powell,B	=2	.000	4	0	0	0	0	0	0	6	7	0	0	2	0	0	0
Powell,B		.250	8	2	0	0	0	2	2	11	14	1	0	2	0	0	0
Ramirez,E	<2	.000	0	0	0	0	0	0	0	0	0	0	0	0	0	0	0
Ramirez,E	=2	.667	3	2	0	0	0	1	1	4	6	0	0	1	0	0	0
Ramirez,E		.667	3	2	0	0	0	1	1	4	6	0	0	1	0	0	0
Ruiz,C	<2	.250	12	3	1	0	0	6	5	18	27	2	0	5	0	1	0
Ruiz,C	=2	.250	12	3	1	0	0	2	2	15	22	2	0	4	0	0	0
Ruiz,C		.250	24	6	2	0	0	8	7	33	49	4	0	9	0	1	0
Seager,K	<2	.330	88	29	8	0	6	51	42	132	190	6	0	20	0	6	3
Seager,K	=2	.218	55	12	2	1	1	15	13	79	116	16	6	14	0	0	0
Seager,K		.287	143	41	10	1	7	66	55	211	306	22	6	34	0	6	3
Segura,J	<2	.288	52	15	2	0	2	17	15	67	95	5	2	10	0	1	5
Segura,J	=2	.208	53	11	2	0	2	17	14	75	104	7	1	6	0	0	0
Segura,J		.248	105	26	4	0	4	34	29	142	199	12	3	16	0	1	5
Smith,T	<2	.000	0	0	0	0	0	1	1	1	2	0	0	0	0	1	0
Smith,T	=2	.000	2	0	0	0	0	0	0	2	4	0	0	2	0	0	0
Smith,T		.000	2	0	0	0	0	1	1	3	6	0	0	2	0	1	0
Valencia,D	<2	.407	54	22	4	0	4	38	29	85	117	6	0	9	0	8	4
Valencia,D	=2	.269	52	14	1	0	1	16	15	71	105	7	0	19	0	0	0
Valencia,D		.340	106	36	5	0	5	54	44	156	222	13	0	28	0	8	4
Vogelbach,D	<2	.500	2	1	0	0	0	1	1	4	5	1	0	1	0	0	0
Vogelbach,D	=2	.200	5	1	1	0	0	1	1	6	7	1	0	2	0	0	0
Vogelbach,D		.286	7	2	1	0	0	2	2	10	12	2	0	3	0	0	0
Zunino,M	<2	.188	48	9	3	0	2	15	11	72	100	6	0	25	0	1	1
Zunino,M	=2	.240	50	12	4	0	3	24	17	70	96	6	0	19	0	0	0
Zunino,M		.214	98	21	7	0	5	39	28	142	196	12	0	44	0	1	1



Bases Loaded

PLAYER	OUTS	AVG	AB	H	2B	3B	HR	TOT RBI	SP RBI	MISP	MOB	BB	IBB	SO	SH	SF	GIDP
MARINERS	<2	.352	71	25	6	0	2	73	66	172	258	7	0	24	0	7	4
MARINERS	=2	.254	63	16	4	0	3	41	35	138	207	6	0	16	0	0	0
MARINERS		.306	134	41	10	0	5	114	101	310	465	13	0	40	0	7	4
Albers,A	<2	.000	0	0	0	0	0	0	0	0	0	0	0	0	0	0	0
Albers,A	=2	1.000	1	1	0	0	0	1	1	2	3	0	0	0	0	0	0
Albers,A		1.000	1	1	0	0	0	1	1	2	3	0	0	0	0	0	0
Alonso,Y	<2	.500	2	1	1	0	0	3	2	4	6	0	0	0	0	0	1
Alonso,Y	=2	.000	2	0	0	0	0	0	0	4	6	0	0	0	0	0	0
Alonso,Y		.250	4	1	1	0	0	3	2	8	12	0	0	0	0	0	1
Cano,R	<2	.500	6	3	1	0	1	12	10	18	27	0	0	1	0	3	0
Cano,R	=2	.200	5	1	1	0	0	3	3	12	18	1	0	1	0	0	0
Cano,R		.364	11	4	2	0	1	15	13	30	45	1	0	2	0	3	0
Cruz,N	<2	.500	6	3	0	0	0	6	6	14	21	1	0	3	0	0	0
Cruz,N	=2	1.000	1	1	1	0	0	2	2	2	3	0	0	0	0	0	0
Cruz,N		.571	7	4	1	0	0	8	8	16	24	1	0	3	0	0	0
Dyson,J	<2	1.000	4	4	0	0	0	7	7	8	12	0	0	0	0	0	0
Dyson,J	=2	.143	7	1	1	0	0	2	2	14	21	0	0	2	0	0	0
Dyson,J		.455	11	5	1	0	0	9	9	22	33	0	0	2	0	0	0
Freeman,M	<2	.000	0	0	0	0	0	0	0	0	0	0	0	0	0	0	0
Freeman,M	=2	.000	1	0	0	0	0	0	0	2	3	0	0	0	0	0	0
Freeman,M		.000	1	0	0	0	0	0	0	2	3	0	0	0	0	0	0
Gamel,B	<2	.400	5	2	0	0	0	5	5	12	18	1	0	1	0	0	0
Gamel,B	=2	.500	2	1	0	0	0	3	3	6	9	1	0	0	0	0	0
Gamel,B		.429	7	3	0	0	0	8	8	18	27	2	0	1	0	0	0
Gaviglio,S	<2	.000	0	0	0	0	0	0	0	0	0	0	0	0	0	0	0
Gaviglio,S	=2	.000	1	0	0	0	0	0	0	2	3	0	0	1	0	0	0
Gaviglio,S		.000	1	0	0	0	0	0	0	2	3	0	0	1	0	0	0
Gosewisch,T	<2	.000	0	0	0	0	0	0	0	0	0	0	0	0	0	0	0
Gosewisch,T	=2	.000	1	0	0	0	0	0	0	2	3	0	0	1	0	0	0
Gosewisch,T		.000	1	0	0	0	0	0	0	2	3	0	0	1	0	0	0
Haniger,M	<2	.667	6	4	1	0	1	11	9	14	21	1	0	0	0	0	0
Haniger,M	=2	.400	5	2	1	0	0	3	3	10	15	0	0	0	0	0	0
Haniger,M		.545	11	6	2	0	1	14	12	24	36	1	0	0	0	0	0
Heredia,G	<2	.000	2	0	0	0	0	1	1	6	9	0	0	2	0	0	0
Heredia,G	=2	.000	3	0	0	0	0	0	0	6	9	0	0	1	0	0	0
Heredia,G		.000	5	0	0	0	0	1	1	12	18	0	0	3	0	0	0
Martin,L	<2	.000	1	0	0	0	0	0	0	2	3	0	0	1	0	0	0
Martin,L	=2	.000	2	0	0	0	0	0	0	4	6	0	0	0	0	0	0
Martin,L		.000	3	0	0	0	0	0	0	6	9	0	0	1	0	0	0
Miranda,A	<2	.000	0	0	0	0	0	0	0	0	0	0	0	0	0	0	0
Miranda,A	=2	.000	1	0	0	0	0	0	0	2	3	0	0	1	0	0	0
Miranda,A		.000	1	0	0	0	0	0	0	2	3	0	0	1	0	0	0
Motter,T	<2	.000	6	0	0	0	0	0	0	12	18	0	0	4	0	0	1
Motter,T	=2	.667	3	2	0	0	2	8	4	6	9	0	0	1	0	0	0
Motter,T		.222	9	2	0	0	2	8	4	18	27	0	0	5	0	0	1
Ramirez,E	<2	.000	0	0	0	0	0	0	0	0	0	0	0	0	0	0	0
Ramirez,E	=2	.000	1	0	0	0	0	0	0	2	3	0	0	1	0	0	0
Ramirez,E		.000	1	0	0	0	0	0	0	2	3	0	0	1	0	0	0
Ruiz,C	<2	.333	3	1	1	0	0	4	3	6	9	0	0	0	0	0	0
Ruiz,C	=2	.000	1	0	0	0	0	0	0	2	3	0	0	1	0	0	0
Ruiz,C		.250	4	1	1	0	0	4	3	8	12	0	0	1	0	0	0
Seager,K	<2	.267	15	4	1	0	0	15	15	40	60	2	0	4	0	3	1
Seager,K	=2	.250	4	1	0	0	0	2	2	8	12	0	0	1	0	0	0
Seager,K		.263	19	5	1	0	0	17	17	48	72	2	0	5	0	3	1
Segura,J	<2	.000	2	0	0	0	0	1	1	6	9	0	0	1	0	1	0
Segura,J	=2	.143	7	1	0	0	0	4	4	18	27	2	0	1	0	0	0
Segura,J		.111	9	1	0	0	0	5	5	24	36	2	0	2	0	1	0
Valencia,D	<2	.400	5	2	1	0	0	7	6	14	21	2	0	1	0	0	0
Valencia,D	=2	.375	8	3	0	0	0	6	6	18	27	1	0	1	0	0	0
Valencia,D		.385	13	5	1	0	0	13	12	32	48	3	0	2	0	0	0
Vogelbach,D	<2	.000	1	0	0	0	0	0	0	2	3	0	0	1	0	0	0
Vogelbach,D	=2	.000	0	0	0	0	0	0	0	0	0	0	0	0	0	0	0
Vogelbach,D		.000	1	0	0	0	0	0	0	2	3	0	0	1	0	0	0
Zunino,M	<2	.143	7	1	0	0	0	1	1	14	21	0	0	5	0	0	1
Zunino,M	=2	.286	7	2	0	0	1	7	5	16	24	1	0	3	0	0	0
Zunino,M		.214	14	3	0	0	1	8	6	30	45	1	0	8	0	0	1

Mariners at Safeco Field



BATTER	AVG	G	AB	R	H	2B	3B	HR	RBI	SH	SF	HP	BB	SO	SB	CS	GI		E
																	DP		
Alonso, Y	.228	18	57	5	13	1	0	2	6	0	0	0	7	14	0	0	2	3	
SEAS TOTAL	.273	69	209	35	57	11	0	17	36	0	0	2	29	55	0	0	4	9	
Beckham, G	.000	3	2	1	0	0	0	0	0	0	0	0	0	1	0	0	0	0	
Cano, R	.280	73	286	42	80	18	0	11	45	0	2	2	27	41	0	0	13	7	
Cruz, N	.300	79	287	43	86	13	0	19	60	0	3	4	35	72	0	1	7	0	
Dyson, J	.263	60	175	39	46	7	2	2	16	3	1	8	18	29	14	3	1	1	
Espinosa, D	.200	6	10	1	2	1	0	0	1	0	0	0	0	6	1	0	0	0	
SEAS TOTAL	.194	45	129	19	25	5	0	5	19	0	1	2	10	47	1	2	2	3	
Freeman, M	.154	9	13	3	2	0	0	1	1	0	0	0	3	4	0	0	0	1	
SEAS TOTAL	.069	20	29	4	2	0	0	1	1	0	0	0	3	10	0	0	1	2	
Gamel, B	.280	68	254	30	71	16	4	5	30	1	3	1	15	70	1	0	4	3	
Gosewisch, T	.059	8	17	1	1	0	0	0	2	0	0	0	0	9	0	0	2	0	
Haniger, M	.286	49	182	21	52	9	1	6	22	0	0	5	17	46	4	4	3	3	
Hannemann, J	.000	3	1	0	0	0	0	0	0	0	0	0	0	0	0	0	0	0	
Heredia, G	.239	62	197	26	47	8	0	4	16	0	0	7	12	30	1	3	7	0	
Marjama, M	.000	2	1	0	0	0	0	0	0	0	0	0	0	0	0	0	0	0	
Martin, L	.180	14	50	6	9	1	0	2	2	0	0	1	2	12	3	2	2	0	
SEAS TOTAL	.196	19	56	6	11	2	0	2	3	0	0	1	2	14	3	2	2	0	
Motter, T	.231	41	130	17	30	6	0	5	14	0	1	0	12	34	6	1	4	1	
Powell, B	.160	16	25	4	4	0	0	0	2	1	0	0	5	7	0	0	0	0	
SEAS TOTAL	.250	31	68	17	17	3	0	2	10	1	1	0	10	19	0	0	1	1	
Ruiz, C	.196	26	56	8	11	4	0	2	4	1	0	3	6	18	0	0	4	1	
Seager, K	.254	78	280	30	71	16	0	12	37	0	4	6	32	54	1	1	4	5	
Segura, J	.313	61	249	37	78	13	1	7	26	0	0	2	18	39	8	5	11	7	
Smith, T	.125	7	8	1	1	1	0	0	1	0	1	0	1	4	0	0	0	0	
Valencia, D	.262	65	221	26	58	8	2	5	35	0	3	0	21	58	0	1	10	4	
Vogelbach, D	.400	4	5	0	2	0	0	0	0	0	0	0	0	2	0	0	0	1	
Zunino, M	.235	62	187	29	44	9	0	14	32	0	1	4	21	84	0	0	4	4	
PITCHERS	.000	81	0	0	0	0	0	0	0	0	0	0	0	0	0	0	0	4	
TOTALS	.263	81	2693	370	708	131	10	97	350	8	19	43	252	634	39	21	78	45	

PITCHER	ERA	W	L	G	GS	CG	SHO	SV	IP	AB	H	R	ER	HR	HB	BB	SO	WP	OPP
																			AVG
Albers, A	1.93	3	0	4	3	0	0	0	18.2	69	15	4	4	3	0	4	16	1	.217
Altavilla, D	3.70	0	1	22	0	0	0	0	24.1	93	23	13	10	5	0	9	27	6	.247
Bergman, C	1.33	2	1	6	3	0	0	0	27.0	95	16	5	4	3	2	7	26	0	.168
Cishek, S	3.95	1	1	16	0	0	0	1	13.2	50	10	6	6	3	0	4	11	0	.200
SEAS TOTAL	3.12	2	2	30	0	0	0	1	26.0	92	16	9	9	3	1	9	26	1	.174
Cloyd, T	0.00	1	0	1	0	0	0	0	1.0	4	2	0	0	0	0	0	1	0	.500
DeJong, C	3.75	0	0	2	2	0	0	0	12.0	46	11	5	5	2	0	3	7	0	.239
Diaz, E	5.76	4	4	31	0	0	0	9	29.2	117	31	23	19	8	3	18	35	2	.265
Fien, C	4.50	0	0	1	0	0	0	0	2.0	8	3	1	1	0	0	1	2	0	.375
SEAS TOTAL	17.18	0	0	3	0	0	0	0	3.2	21	11	7	7	2	0	2	4	0	.524
Freeman, M	9.00	0	0	1	0	0	0	0	1.0	5	3	1	1	0	0	0	0	0	.600
Gallardo, Y	6.27	2	4	15	11	0	0	1	66.0	258	73	47	46	15	1	26	47	2	.283
Garton, R	1.50	0	0	6	0	0	0	0	6.0	20	2	1	1	1	0	0	3	0	.100
SEAS TOTAL	6.30	0	1	9	0	0	0	0	10.0	39	9	7	7	3	0	3	9	1	.231
Gaviglio, S	3.69	1	2	6	6	0	0	0	31.2	119	31	14	13	5	1	14	23	1	.261
SEAS TOTAL	3.59	2	2	9	8	0	0	0	42.2	163	43	18	17	6	2	19	31	1	.264
Gonzales, M	3.07	0	0	4	2	0	0	0	14.2	60	18	5	5	2	0	1	8	2	.300
SEAS TOTAL	5.00	0	0	5	3	0	0	0	18.0	76	24	10	10	5	0	1	10	2	.316
Hernandez, F	4.36	4	3	9	9	0	0	0	53.2	203	48	28	26	9	2	19	49	5	.236
Heston, C	18.00	0	1	1	1	0	0	0	3.0	16	7	7	6	1	0	4	2	0	.438
Iwakuma, H	10.13	0	0	2	2	0	0	0	8.0	37	13	9	9	2	1	1	6	0	.351
Lawrence, C	5.59	0	0	10	0	0	0	0	19.1	80	24	13	12	5	1	7	25	0	.300
Leake, M	2.73	2	1	4	4	0	0	0	26.1	102	27	9	8	1	1	1	22	1	.265
SEAS TOTAL	3.38	5	7	18	18	0	0	0	114.1	440	121	51	43	16	3	18	79	3	.275
Machi, J	0.00	1	0	3	0	0	0	0	3.2	10	1	0	0	0	0	2	0	0	.100
Marshall, E	1.93	0	0	4	0	0	0	0	4.2	18	5	1	1	1	0	1	3	0	.278
Miranda, A	3.95	3	3	14	13	1	0	0	84.1	302	60	38	37	14	0	31	72	2	.199
Moore, A	5.16	1	4	8	7	0	0	0	45.1	175	46	27	26	9	1	7	22	0	.263
Overton, D	8.10	0	0	5	1	0	0	0	10.0	41	13	10	9	2	0	2	3	3	.317
SEAS TOTAL	7.98	0	1	6	2	0	0	0	14.2	62	22	14	13	4	1	4	6	3	.355
Pagan, E	2.92	0	1	17	0	0	0	0	24.2	85	14	8	8	3	1	4	29	0	.165
Paxton, J	2.45	7	3	13	13	0	0	0	77.0	280	61	23	21	6	3	25	90	6	.218
Pazos, J	5.92	2	5	29	0	0	0	0	24.1	104	28	20	16	3	1	14	34	2	.269
Phelps, D	4.50	0	1	4	0	0	0	0	4.0	18	6	2	2	0	0	0	5	0	.333
SEAS TOTAL	1.26	1	1	27	0	0	0	0	28.2	104	24	6	4	0	0	12	32	0	.231
Povse, M	16.20	0	0	2	0	0	0	0	1.2	12	6	5	3	1	0	0	1	0	.500
Ramirez, E	1.69	0	0	4	4	0	0	0	26.2	95	15	6	5	5	0	3	23	0	.158
SEAS TOTAL	2.49	4	0	15	9	0	0	0	61.1	221	42	18	17	8	1	12	53	0	.190
Rzepczynski, M	4.73	1	1	31	0	0	0	1	13.1	49	12	8	7	2	0	14	10	2	.245
Scribner, E	4.50	0	0	2	0	0	0	0	2.0	7	1	1	1	1	0	0	2	0	.143
Simmons, S	1.93	0	0	5	0	0	0	0	4.2	15	2	1	1	0	0	2	7	1	.133
Vieira, T	0.00	0	0	1	0	0	0	0	1.0	3	0	0	0	0	0	0	1	0	.000
Vincent, N	1.95	1	2	36	0	0	0	0	32.1	113	23	7	7	0	0	7	30	0	.204
Zych, T	3.55	4	3	25	0	0	0	1	25.1	90	20	10	10	1	3	18	24	1	.222
TOTALS	4.00	40	41	81	81	1	6	13	743.0	2799	670	358	330	113	21	249	666	37	.239



Mariners on the Road

GI																		
BATTER	AVG	G	AB	R	H	2B	3B	HR	RBI	SH	SF	HP	BB	SO	SB	CS	DP	E
Alonso,Y	.293	24	75	15	22	4	0	4	12	0	0	0	11	16	1	0	1	1
SEAS TOTAL	.260	73	242	37	63	11	0	11	31	0	0	0	39	63	2	0	5	1
Beckham,G	.200	8	15	1	3	0	0	0	0	0	0	0	1	1	1	0	2	0
Cano,R	.281	77	306	37	86	15	0	12	52	0	1	2	22	44	1	0	5	3
Cruz,N	.275	76	269	48	74	15	0	20	59	0	4	8	35	68	1	0	8	0
Dyson,J	.240	51	171	17	41	6	1	3	14	1	1	2	10	26	14	4	2	2
Espinosa,D	.167	2	6	1	1	1	0	0	1	0	0	0	1	1	0	0	0	2
SEAS TOTAL	.153	48	137	11	21	5	0	1	12	1	1	3	11	62	3	3	0	3
Freeman,M	.000	7	17	0	0	0	0	0	0	0	0	0	1	5	0	0	0	0
SEAS TOTAL	.129	15	31	2	4	2	0	0	0	0	0	0	3	9	0	0	0	1
Gamel,B	.271	66	255	38	69	11	1	6	29	0	0	0	21	52	3	1	4	2
Gosewisch,T	.091	3	11	0	1	0	0	0	0	0	0	0	1	5	0	0	0	0
Haniger,M	.278	47	187	37	52	16	1	10	25	1	0	4	14	47	1	0	6	4
Hannemann,J	.158	8	19	3	3	0	0	1	1	0	0	0	0	4	0	1	0	1
Heredia,G	.259	61	189	17	49	8	0	2	8	1	1	4	15	34	0	2	2	2
Marjama,M	.375	3	8	1	3	1	0	1	1	0	0	0	0	1	0	0	0	0
Martin,L	.169	20	65	6	11	1	1	1	6	0	0	1	3	17	3	2	0	1
SEAS TOTAL	.153	30	72	8	11	1	1	1	6	0	0	1	6	19	4	2	0	1
Motter,T	.164	51	128	12	21	6	0	2	12	0	0	0	9	28	6	0	5	3
Powell,B	.273	7	11	2	3	0	0	0	0	0	0	0	1	2	0	0	1	0
SEAS TOTAL	.327	21	49	7	16	2	0	1	2	0	1	0	5	11	0	1	1	0
Ruiz,C	.232	28	69	6	16	4	0	1	7	0	1	1	8	20	1	0	0	0
Seager,K	.245	76	298	42	73	17	1	15	51	0	2	2	26	56	1	0	2	9
Segura,J	.287	64	275	43	79	17	1	4	19	0	1	4	16	44	14	3	3	10
Smith,T	.250	3	8	1	2	0	0	0	0	0	0	1	0	4	0	0	0	0
Valencia,D	.249	65	229	28	57	11	1	10	31	0	5	2	19	64	2	1	6	7
Vogelbach,D	.174	12	23	0	4	1	0	0	2	0	0	0	3	7	0	0	2	0
Zunino,M	.265	62	200	23	53	16	0	11	32	0	0	4	18	76	1	0	4	3
PITCHERS	.208	81	24	2	5	0	0	0	2	3	0	0	0	11	0	0	0	8
TOTALS	.255	81	2858	380	728	150	7	103	364	6	16	35	235	633	50	14	53	58

OPP																			
PITCHER	ERA	W	L	G	GS	CG	SHO	SV	IP	AB	H	R	ER	HR	HB	BB	SO	WP	AVG
Albers,A	4.84	2	1	5	3	0	0	1	22.1	95	28	18	12	3	2	6	21	0	.295
Altavilla,D	4.84	1	0	19	0	0	0	0	22.1	85	20	14	12	4	1	11	25	3	.235
Bergman,C	8.67	2	4	7	5	0	0	0	27.0	112	45	26	26	9	1	8	7	0	.402
Cishek,S	1.42	0	0	7	0	0	0	0	6.1	21	3	1	1	0	1	3	4	1	.143
SEAS TOTAL	0.48	1	0	19	0	0	0	0	18.2	64	10	1	1	0	2	5	15	2	.156
Curtis,Z	0.00	0	0	3	0	0	0	0	4.2	18	3	3	0	1	2	1	2	2	.167
SEAS TOTAL	0.00	0	0	4	0	0	0	0	5.2	22	4	3	0	1	2	1	3	2	.182
DeJong,C	8.27	0	3	5	2	0	0	0	16.1	64	20	15	15	3	0	10	6	0	.313
Diaz,E	1.24	0	2	35	0	0	0	25	36.1	123	13	5	5	2	0	14	54	1	.106
Fien,C	20.25	0	0	5	0	0	0	0	4.0	17	6	9	9	3	0	3	4	0	.353
SEAS TOTAL	10.80	0	1	7	0	0	0	0	8.1	34	12	10	10	3	0	4	6	0	.353
Gallardo,Y	5.15	3	6	13	11	0	0	0	64.2	251	65	37	37	9	1	34	47	5	.259
Garton,R	1.59	0	0	7	0	0	0	0	5.2	20	3	1	1	0	0	1	4	0	.150
SEAS TOTAL	3.75	0	0	11	0	0	0	0	12.0	43	9	5	5	1	0	3	7	1	.209
Gaviglio,S	5.58	2	3	6	5	0	0	0	30.2	114	32	23	19	10	1	7	17	0	.281
SEAS TOTAL	5.40	2	3	7	5	0	0	0	31.2	118	33	23	19	10	1	7	18	0	.280
Gonzales,M	6.95	1	1	6	5	0	0	0	22.0	96	35	17	17	3	1	10	22	0	.365
Hernandez,F	4.36	2	2	7	7	0	0	0	33.0	130	38	18	16	8	4	7	29	3	.292
Heston,C	22.50	0	0	1	0	0	0	0	2.0	13	7	5	5	2	0	1	1	0	.538
SEAS TOTAL	15.00	0	0	2	0	0	0	0	3.0	17	8	5	5	2	0	1	1	0	.471
Iwakuma,H	2.35	0	2	4	4	0	0	0	23.0	77	14	7	6	5	1	11	10	1	.182
Lawrence,C	5.56	2	0	13	0	0	0	0	22.2	96	32	14	14	4	0	7	20	1	.333
SEAS TOTAL	6.75	2	3	17	2	0	0	0	36.0	155	53	28	27	6	0	18	27	1	.342
Leake,M	1.59	1	0	1	1	0	0	0	5.2	22	5	1	1	0	1	1	5	0	.227
SEAS TOTAL	4.77	5	6	13	13	0	0	0	71.2	284	80	42	38	4	6	19	51	0	.282
Machi,J	2.25	0	0	2	0	0	0	0	4.0	16	6	2	1	1	0	2	4	0	.375
Marshall,E	21.00	0	0	2	0	0	0	0	3.0	15	7	7	7	0	0	4	1	0	.467
Martin,C	13.50	0	0	1	0	0	0	0	2.0	11	5	4	3	0	0	2	0	0	.455
Miranda,A	6.42	5	4	17	16	0	0	0	75.2	298	80	55	54	23	5	32	65	6	.268
Moore,A	5.93	0	1	3	2	0	0	0	13.2	55	14	9	9	5	0	1	9	0	.255
Overton,D	4.32	0	0	4	0	0	0	0	8.1	34	8	5	4	2	0	0	5	0	.235
Pagan,E	3.51	2	2	17	0	0	0	0	25.2	99	25	12	10	4	0	4	27	1	.253
Paxton,J	3.66	5	2	11	11	0	0	0	59.0	226	52	24	24	3	0	12	66	9	.230
Pazos,J	2.15	2	0	30	0	0	0	0	29.1	102	23	10	7	4	4	10	31	2	.225
Phelps,D	1.93	2	0	6	0	0	0	0	4.2	16	3	1	1	0	1	5	6	0	.188
SEAS TOTAL	5.67	3	4	27	0	0	0	0	27.0	103	27	17	17	5	1	14	30	0	.262
Povse,M	0.00	0	0	1	0	0	0	0	2.0	8	3	0	0	0	0	1	1	0	.375
Ramirez,E	5.60	1	3	7	7	0	0	0	35.1	140	42	25	22	7	1	12	31	0	.300
SEAS TOTAL	6.04	1	6	22	10	0	0	1	70.0	276	81	52	47	14	1	19	56	1	.293
Ruiz,C	9.00	0	0	1	0	0	0	0	1.0	5	2	1	1	1	0	2	1	0	.400
Rzepczynsk,M	3.50	1	1	33	0	0	0	0	18.0	66	17	8	7	0	1	6	15	1	.258
Scribner,E	13.50	0	2	6	0	0	0	0	5.1	26	12	8	8	2	0	0	4	0	.462
Simmons,S	15.00	0	2	4	0	0	0	0	3.0	9	2	5	5	1	0	2	1	0	.222
Vincent,N	4.45	2	1	33	0	0	0	0	32.1	128	39	16	16	3	0	6	20	0	.305
Weber,R	2.45	0	0	1	1	0	0	0	3.2	14	3	1	1	0	0	0	0	0	.214
Whalen,R	6.14	0	1	2	1	0	0	0	7.1	27	7	5	5	1	2	2	2	0	.259
Zych,T	1.17	2	0	20	0	0	0	0	15.1	54	10	2	2	1	2	3	11	0	.185
TOTALS	4.94	38	43	81	81	0	3	26	697.1	2703	729	414	383	124	32	241	578	36	.270

Mariners in Day Games



BATTER	AVG	G	AB	R	H	2B	3B	HR	RBI	SH	SF	HP	BB	SO	SB	CS	GI		E
																	DP	DP	
Alonso, Y	.225	15	40	5	9	1	0	1	4	0	0	0	6	12	0	0	0	0	2
SEAS TOTAL	.248	51	157	23	39	8	0	8	21	0	0	1	27	37	0	0	1	5	
Beckham, G	.167	4	6	1	1	0	0	0	0	0	0	0	0	1	0	0	0	0	
Cano, R	.301	49	196	32	59	8	0	8	34	0	0	0	13	32	1	0	4	5	
Cruz, N	.292	52	185	32	54	8	0	15	48	0	3	6	21	47	0	0	4	0	
Dyson, J	.301	35	93	13	28	3	1	1	8	0	0	2	14	16	11	4	2	0	
Espinosa, D	.286	4	7	0	2	1	0	0	2	0	0	0	0	3	0	0	0	1	
SEAS TOTAL	.197	25	61	5	12	2	0	2	11	0	0	0	7	22	2	3	1	2	
Freeman, M	.000	7	15	1	0	0	0	0	0	0	0	0	2	5	0	0	0	0	
SEAS TOTAL	.033	15	30	2	1	0	0	0	0	0	0	0	2	9	0	0	1	1	
Gamel, B	.265	43	155	19	41	4	2	3	13	0	0	1	9	29	2	1	3	2	
Gosewisch, T	.200	3	5	0	1	0	0	0	0	0	0	0	1	2	0	0	1	0	
Haniger, M	.263	31	114	18	30	7	0	5	17	1	0	4	11	32	2	3	2	0	
Hannemann, J	.222	4	9	2	2	0	0	0	0	0	0	0	0	1	0	1	0	1	
Heredia, G	.263	42	137	14	36	7	0	3	7	0	0	5	10	22	0	1	4	0	
Marjama, M	.429	3	7	1	3	1	0	1	1	0	0	0	0	1	0	0	0	0	
Martin, L	.205	11	39	5	8	1	0	2	2	0	0	1	1	7	2	1	2	0	
SEAS TOTAL	.214	15	42	5	9	2	0	2	3	0	0	1	1	7	2	1	2	0	
Motter, T	.140	36	93	10	13	2	0	1	6	0	0	0	15	27	5	1	4	3	
Powell, B	.278	8	18	3	5	0	0	0	1	0	0	0	1	3	0	0	1	0	
SEAS TOTAL	.327	20	52	14	17	2	0	1	8	0	1	0	4	11	0	1	1	1	
Ruiz, C	.265	24	68	7	18	5	0	2	8	0	1	1	7	22	0	0	1	0	
Seager, K	.249	50	185	17	46	18	1	7	28	0	3	1	18	44	0	1	2	3	
Segura, J	.282	41	163	23	46	7	0	2	7	0	1	3	8	33	6	3	5	8	
Smith, T	.000	2	4	0	0	0	0	0	0	0	0	1	0	3	0	0	0	0	
Valencia, D	.246	40	130	16	32	6	1	5	19	0	3	0	7	40	0	1	5	3	
Vogelbach, D	.263	11	19	0	5	1	0	0	2	0	0	0	2	6	0	0	1	1	
Zunino, M	.208	33	96	9	20	4	0	1	9	0	0	1	7	51	0	0	2	2	
PITCHERS	.286	53	7	1	2	0	0	0	0	0	0	0	0	3	0	0	0	3	
TOTALS	.257	53	1791	229	461	84	5	57	216	1	11	26	153	442	29	17	43	34	

PITCHER	ERA	W	L	G	GS	CG	SHO	SV	IP	AB	H	R	ER	HR	HB	BB	SO	WP	OPP
																			AVG
Albers, A	3.27	1	1	2	2	0	0	0	11.0	47	12	9	4	1	0	3	9	0	.255
Altavilla, D	4.70	0	0	15	0	0	0	0	15.1	59	16	11	8	3	1	9	15	4	.271
Bergman, C	1.71	2	1	5	2	0	0	0	21.0	65	11	4	4	1	3	6	8	0	.169
Cishek, S	1.80	0	0	6	0	0	0	0	5.0	16	2	1	1	0	1	2	5	0	.125
SEAS TOTAL	3.00	2	1	14	0	0	0	0	12.0	43	8	4	4	0	2	5	14	0	.186
DeJong, C	5.06	0	1	3	1	0	0	0	10.2	39	11	6	6	1	0	6	5	0	.282
Diaz, E	5.00	1	3	19	0	0	0	10	18.0	66	11	10	10	3	2	10	26	1	.167
Fien, C	189.00	0	0	2	0	0	0	0	0.1	5	4	7	7	2	0	3	1	0	.800
SEAS TOTAL	54.00	0	0	3	0	0	0	0	1.1	10	6	8	8	2	0	4	2	0	.600
Gallardo, Y	5.27	2	5	12	10	0	0	0	56.1	213	52	33	33	12	1	26	44	4	.244
Garton, R	3.86	0	0	5	0	0	0	0	4.2	19	4	2	2	1	0	0	2	0	.211
SEAS TOTAL	7.88	0	1	8	0	0	0	0	8.0	31	9	7	7	2	0	3	3	0	.290
Gaviglio, S	9.00	1	0	1	1	0	0	0	5.0	19	6	5	5	2	0	2	1	0	.316
SEAS TOTAL	6.55	2	0	3	2	0	0	0	11.0	44	14	8	8	2	1	4	6	0	.318
Gonzales, M	7.15	0	0	4	2	0	0	0	11.1	54	21	9	9	2	0	2	9	1	.389
Hernandez, F	4.44	2	1	4	4	0	0	0	24.1	94	25	13	12	5	1	11	23	3	.266
Heston, C	18.00	0	1	1	1	0	0	0	3.0	16	7	7	6	1	0	4	2	0	.438
SEAS TOTAL	13.50	0	1	2	1	0	0	0	4.0	20	8	7	6	1	0	4	2	0	.400
Iwakuma, H	4.30	0	0	3	3	0	0	0	14.2	56	12	8	7	2	2	4	7	1	.214
Lawrence, C	2.51	0	0	7	0	0	0	0	14.1	52	10	4	4	0	0	7	19	1	.192
SEAS TOTAL	3.45	0	0	8	0	0	0	0	15.2	58	12	6	6	0	0	9	20	1	.207
Leake, M	4.05	0	1	1	1	0	0	0	6.2	27	7	3	3	1	1	0	5	0	.259
SEAS TOTAL	3.45	2	4	7	7	0	0	0	44.1	170	44	18	17	5	4	8	39	0	.259
Marshall, E	3.00	0	0	2	0	0	0	0	3.0	11	2	1	1	1	0	1	1	0	.182
Martin, C	13.50	0	0	1	0	0	0	0	2.0	11	5	4	3	0	0	2	0	0	.455
Miranda, A	6.70	2	4	10	8	1	0	0	44.1	178	48	33	33	15	1	16	42	3	.270
Moore, A	6.87	0	3	4	4	0	0	0	18.1	76	24	15	14	7	0	1	8	0	.316
Overton, D	4.22	0	0	4	1	0	0	0	10.2	43	11	7	5	2	0	1	5	1	.256
Pagan, E	1.74	1	0	13	0	0	0	0	20.2	72	11	5	4	2	1	5	24	0	.153
Paxton, J	1.49	4	1	6	6	0	0	0	36.1	132	29	6	6	1	2	8	38	0	.220
Pazos, J	9.24	1	1	18	0	0	0	0	12.2	52	19	15	13	4	1	10	12	4	.365
Phelps, D	0.00	0	0	2	0	0	0	0	0.2	2	1	0	0	0	0	1	0	0	.500
SEAS TOTAL	4.15	2	2	22	0	0	0	0	21.2	81	23	11	10	2	0	10	20	0	.284
Ramirez, E	6.08	0	2	5	5	0	0	0	26.2	109	33	20	18	7	0	7	21	0	.303
SEAS TOTAL	5.11	2	4	17	9	0	0	1	61.2	243	66	37	35	13	1	14	56	1	.272
Rzepczynski, M	1.50	1	1	26	0	0	0	1	12.0	42	9	2	2	0	0	8	11	2	.214
Scribner, E	0.00	0	0	2	0	0	0	0	2.0	7	1	0	0	0	0	0	1	0	.143
Simmons, S	14.73	0	2	5	0	0	0	0	3.2	13	4	6	6	1	0	2	3	1	.308
Vincent, N	6.14	1	2	25	0	0	0	0	22.0	84	24	15	15	2	0	7	14	0	.286
Weber, R	2.45	0	0	1	1	0	0	0	3.2	14	3	1	1	0	0	0	0	0	.214
Whalen, R	6.14	0	1	2	1	0	0	0	7.1	27	7	5	5	1	2	2	2	0	.259
Zych, T	0.64	3	0	16	0	0	0	0	14.0	50	10	1	1	1	0	7	7	0	.200
TOTALS	4.83	22	31	53	53	1	3	11	461.2	1770	452	268	248	81	19	173	370	26	.255



Mariners in Night Games

BATTER	AVG	G	AB	R	H	2B	3B	HR	RBI	SH	SF	HP	BB	SO	SB	CS	GI		E
																	DP		
Alonso, Y	.283	27	92	15	26	4	0	5	14	0	0	0	12	18	1	0	3		2
SEAS TOTAL	.276	91	294	49	81	14	0	20	46	0	0	1	41	81	2	0	8		5
Beckham, G	.182	7	11	1	2	0	0	0	0	0	0	0	1	1	1	0	2		0
Cano, R	.270	101	396	47	107	25	0	15	63	0	3	4	36	53	0	0	14		5
Cruz, N	.286	103	371	59	106	20	0	24	71	0	4	6	49	93	1	1	11		0
Dyson, J	.233	76	253	43	59	10	2	4	22	4	2	8	14	39	17	3	1		3
Espinosa, D	.111	4	9	2	1	1	0	0	0	0	0	0	1	4	1	0	0		1
SEAS TOTAL	.166	68	205	25	34	8	0	4	20	1	2	5	14	87	2	2	1		4
Freeman, M	.133	9	15	2	2	0	0	1	1	0	0	0	2	4	0	0	0		1
SEAS TOTAL	.167	20	30	4	5	2	0	1	1	0	0	0	4	10	0	0	0		2
Gamel, B	.280	91	354	49	99	23	3	8	46	1	3	0	27	93	2	0	5		3
Gosewisch, T	.043	8	23	1	1	0	0	0	0	2	0	0	0	12	0	0	1		0
Haniger, M	.290	65	255	40	74	18	2	11	30	0	0	5	20	61	3	1	7		7
Hannemann, J	.091	7	11	1	1	0	0	1	1	0	0	0	0	3	0	0	0		0
Heredia, G	.241	81	249	29	60	9	0	3	17	1	1	6	17	42	1	4	5		2
Marjama, M	.000	2	2	0	0	0	0	0	0	0	0	0	0	0	0	0	0		0
Martin, L	.158	23	76	7	12	1	1	1	6	0	0	1	4	22	4	3	0		1
SEAS TOTAL	.151	34	86	9	13	1	1	1	6	0	0	1	7	26	5	3	0		1
Motter, T	.230	56	165	19	38	10	0	6	20	0	1	0	6	35	7	0	5		1
Powell, B	.111	15	18	3	2	0	0	0	1	1	0	0	5	6	0	0	0		0
SEAS TOTAL	.246	32	65	10	16	3	0	2	4	1	1	0	11	19	0	0	1		0
Ruiz, C	.158	30	57	7	9	3	0	1	3	1	0	3	7	16	1	0	3		1
Seager, K	.249	104	393	55	98	15	0	20	60	0	3	7	40	66	2	0	4		11
Segura, J	.307	84	361	57	111	23	2	9	38	0	0	3	26	50	16	5	9		9
Smith, T	.250	8	12	2	3	1	0	0	1	0	1	0	1	5	0	0	0		0
Valencia, D	.259	90	320	38	83	13	2	10	47	0	5	2	33	82	2	1	11		8
Vogelbach, D	.111	5	9	0	1	0	0	0	0	0	0	0	1	3	0	0	1		0
Zunino, M	.265	91	291	43	77	21	0	24	55	0	1	7	32	109	1	0	6		5
PITCHERS	.176	109	17	1	3	0	0	0	2	3	0	0	0	8	0	0	0		9
TOTALS	.259	109	3760	521	975	197	12	143	498	13	24	52	334	825	60	18	88		69

PITCHER	ERA	W	L	G	GS	CG	SHO	SV	IP	AB	H	R	ER	HR	HB	BB	SO	WP	OPP	AVG
Albers, A	3.60	4	0	7	4	0	0	1	30.0	117	31	13	12	5	2	7	28	1		.265
Altavilla, D	4.02	1	1	26	0	0	0	0	31.1	119	27	16	14	6	0	11	37	5		.227
Bergman, C	7.09	2	4	8	6	0	0	0	33.0	142	50	27	26	11	0	9	25	0		.352
Cishek, S	3.60	1	1	17	0	0	0	1	15.0	55	11	6	6	3	0	5	10	1		.200
SEAS TOTAL	1.65	1	1	35	0	0	0	1	32.2	113	18	6	6	3	1	9	27	3		.159
Cloyd, T	0.00	1	0	1	0	0	0	0	1.0	4	2	0	0	0	0	0	1	0		.500
Curtis, Z	0.00	0	0	3	0	0	0	0	4.2	18	3	3	0	1	2	1	2	2		.167
SEAS TOTAL	1.08	0	0	6	0	0	0	0	8.1	30	6	4	1	1	2	3	6	2		.200
DeJong, C	7.13	0	2	4	3	0	0	0	17.2	71	20	14	14	4	0	7	8	0		.282
Diaz, E	2.63	3	3	47	0	0	0	24	48.0	174	33	18	14	7	1	22	63	2		.190
Fien, C	4.76	0	0	4	0	0	0	0	5.2	20	5	3	3	1	0	1	5	0		.250
SEAS TOTAL	7.59	0	1	7	0	0	0	0	10.2	45	17	9	9	3	0	2	8	0		.378
Freeman, M	9.00	0	0	1	0	0	0	0	1.0	5	3	1	1	0	0	0	0	0		.600
Gallardo, Y	6.05	3	5	16	12	0	0	1	74.1	296	86	51	50	12	1	34	50	3		.291
Garton, R	0.00	0	0	8	0	0	0	0	7.0	21	1	0	0	0	0	1	5	0		.048
SEAS TOTAL	3.21	0	0	12	0	0	0	0	14.0	51	9	5	5	2	0	3	13	2		.176
Gaviglio, S	4.24	2	5	11	10	0	0	0	57.1	214	57	32	27	13	2	19	39	1		.266
SEAS TOTAL	3.98	2	5	13	11	0	0	0	63.1	237	62	33	28	14	2	22	43	1		.262
Gonzales, M	4.62	1	1	6	5	0	0	0	25.1	102	32	13	13	3	1	9	21	1		.314
SEAS TOTAL	5.65	1	1	7	6	0	0	0	28.2	118	38	18	18	6	1	9	23	1		.322
Hernandez, F	4.33	4	4	12	12	0	0	0	62.1	239	61	33	30	12	5	15	55	5		.255
Heston, C	22.50	0	0	1	0	0	0	0	2.0	13	7	5	5	2	0	1	1	0		.538
Iwakuma, H	4.41	0	2	3	3	0	0	0	16.1	58	15	8	8	5	0	8	9	0		.259
Lawrence, C	7.16	2	0	16	0	0	0	0	27.2	124	46	23	22	9	1	7	26	0		.371
SEAS TOTAL	7.49	2	3	19	2	0	0	0	39.2	177	65	35	33	11	1	16	32	0		.367
Leake, M	2.13	3	0	4	4	0	0	0	25.1	97	25	7	6	0	1	2	22	1		.258
SEAS TOTAL	4.07	8	9	24	24	0	0	0	141.2	554	157	75	64	15	5	29	91	3		.283
Machi, J	1.17	1	0	5	0	0	0	0	7.2	26	7	2	1	1	0	4	4	0		.269
Marshall, E	13.50	0	0	4	0	0	0	0	4.2	22	10	7	7	0	0	4	3	0		.455
Miranda, A	4.51	6	3	21	21	0	0	0	115.2	422	92	60	58	22	4	47	95	5		.218
Moore, A	4.65	1	2	7	5	0	0	0	40.2	154	36	21	21	7	1	7	23	0		.234
Overton, D	9.39	0	0	5	0	0	0	0	7.2	32	10	8	8	2	0	1	3	2		.313
SEAS TOTAL	8.76	0	1	6	1	0	0	0	12.1	53	19	12	12	4	1	3	6	2		.358
Pagan, E	4.25	1	3	21	0	0	0	0	29.2	112	28	15	14	5	0	3	32	1		.250
Paxton, J	3.52	8	4	18	18	0	0	0	99.2	374	84	41	39	8	1	29	118	15		.225
Pazos, J	2.20	3	4	41	0	0	0	0	41.0	154	32	15	10	3	4	14	53	0		.208
Phelps, D	3.38	2	1	8	0	0	0	0	8.0	32	8	3	3	0	1	4	11	0		.250
SEAS TOTAL	2.91	2	3	32	0	0	0	0	34.0	126	28	12	11	3	1	16	42	0		.222
Povse, M	7.36	0	0	3	0	0	0	0	3.2	20	9	5	3	1	0	1	2	0		.450
Ramirez, E	2.29	1	1	6	6	0	0	0	35.1	126	24	11	9	5	1	8	33	0		.190
SEAS TOTAL	3.75	3	2	20	10	0	0	0	69.2	254	57	33	29	9	1	17	53	0		.224
Ruiz, C	9.00	0	0	1	0	0	0	0	1.0	5	2	1	1	1	0	2	1	0		.400
Rzepczynski, M	5.59	1	1	38	0	0	0	0	19.1	73	20	14	12	2	1	12	14	1		.274
Scribner, E	15.19	0	2	6	0	0	0	0	5.1	26	12	9	9	3	0	0	5	0		.462
Simmons, S	0.00	0	0	4	0	0	0	0	4.0	11	0	0	0	0	0	2	5	0		.000
Vieira, T	0.00	0	0	1	0	0	0	0	1.0	3	0	0	0	0	0	0	1	0		.000
Vincent, N	1.69	2	1	44	0	0	0	0	42.2	157	38	8	8	1	0	6	36	0		.242
Zych, T	3.71	3	3	29	0	0	0	1	26.2	94	20	11	11	1	5	14	28	1		.213
TOTALS	4.28	56	53	109	109	0	6	28	978.2	3732	947	504	465	156	34	317	874	47		.254

Mariners on Grass Fields



GI																		
BATTER	AVG	G	AB	R	H	2B	3B	HR	RBI	SH	SF	HP	BB	SO	SB	CS	DP	E
Alonso,Y	.260	39	123	18	32	5	0	6	17	0	0	0	16	28	1	0	2	4
SEAS TOTAL	.260	131	412	67	107	19	0	28	64	0	0	2	63	107	2	0	7	10
Beckham,G	.176	11	17	2	3	0	0	0	0	0	0	0	1	2	1	0	2	0
Cano,R	.280	147	579	77	162	33	0	23	97	0	3	4	48	84	1	0	18	10
Cruz,N	.284	148	528	85	150	25	0	36	113	0	7	12	67	136	1	1	14	0
Dyson,J	.249	107	333	54	83	12	3	4	28	4	2	10	26	51	27	7	3	3
Espinosa,D	.188	8	16	2	3	2	0	0	2	0	0	0	1	7	1	0	0	2
SEAS TOTAL	.177	88	254	30	45	10	0	6	31	1	2	5	20	102	4	5	2	5
Freeman,M	.080	14	25	3	2	0	0	1	1	0	0	0	4	7	0	0	0	1
SEAS TOTAL	.094	32	53	5	5	1	0	1	1	0	0	0	6	17	0	0	1	3
Gamel,B	.278	127	485	67	135	25	5	11	57	1	3	1	31	116	4	0	8	5
Gosewisch,T	.091	9	22	1	2	0	0	0	0	2	0	0	0	12	0	0	2	0
Haniger,M	.281	94	363	57	102	25	2	15	43	1	0	9	29	93	5	4	9	7
Hannemann,J	.150	11	20	3	3	0	0	1	1	0	0	0	0	4	0	1	0	1
Heredia,G	.253	117	364	42	92	15	0	6	24	1	1	11	26	59	1	4	9	2
Marjama,M	.333	5	9	1	3	1	0	1	1	0	0	0	0	1	0	0	0	0
Martin,L	.177	32	113	12	20	2	1	3	8	0	0	2	5	27	6	4	2	1
SEAS TOTAL	.176	45	125	14	22	3	1	3	9	0	0	2	8	30	7	4	2	1
Motter,T	.199	87	241	29	48	12	0	7	26	0	1	0	19	57	11	1	9	3
Powell,B	.194	23	36	6	7	0	0	0	2	1	0	0	6	9	0	0	1	0
SEAS TOTAL	.282	52	117	24	33	5	0	3	12	1	2	0	15	30	0	1	2	1
Ruiz,C	.222	50	117	13	26	8	0	3	11	1	1	4	14	34	1	0	4	1
Seager,K	.252	148	551	71	139	33	1	27	87	0	6	8	58	101	2	1	6	14
Segura,J	.300	118	493	78	148	25	2	11	45	0	1	6	33	78	22	7	12	17
Smith,T	.188	10	16	2	3	1	0	0	1	0	1	1	1	8	0	0	0	0
Valencia,D	.255	124	428	53	109	18	3	15	65	0	8	2	39	113	2	2	16	10
Vogelbach,D	.214	16	28	0	6	1	0	0	2	0	0	0	3	9	0	0	2	1
Zunino,M	.249	121	381	52	95	23	0	25	62	0	1	7	38	160	1	0	8	7
PITCHERS	.208	155	24	2	5	0	0	0	2	3	0	0	0	11	0	0	0	12
TOTALS	.259	155	5312	730	1378	266	17	195	695	14	35	77	465	1207	87	32	127	101

OPP																			
PITCHER	ERA	W	L	G	GS	CG	SHO	SV	IP	AB	H	R	ER	HR	HB	BB	SO	WP	AVG
Albers,A	3.51	5	1	9	6	0	0	1	41.0	164	43	22	16	6	2	10	37	1	.262
Altavilla,D	4.24	1	1	41	0	0	0	0	46.2	178	43	27	22	9	1	20	52	9	.242
Bergman,C	4.96	4	4	12	7	0	0	0	49.0	187	54	28	27	11	3	14	32	0	.289
Cishek,S	3.15	1	1	23	0	0	0	1	20.0	71	13	7	7	3	1	7	15	1	.183
SEAS TOTAL	1.91	2	1	35	0	0	0	1	33.0	117	20	7	7	3	2	9	29	2	.171
Cloyd,T	0.00	1	0	1	0	0	0	0	1.0	4	2	0	0	0	0	0	1	0	.500
Curtis,Z	0.00	0	0	1	0	0	0	0	3.0	13	3	3	0	1	1	1	1	2	.231
SEAS TOTAL	1.35	0	0	4	0	0	0	0	6.2	25	6	4	1	1	1	3	5	2	.240
DeJong,C	5.40	0	2	6	3	0	0	0	23.1	89	24	14	14	4	0	10	12	0	.270
Diaz,E	3.08	4	5	64	0	0	0	33	64.1	233	42	26	22	8	3	32	88	3	.180
Fien,C	15.00	0	0	6	0	0	0	0	6.0	25	9	10	10	3	0	4	6	0	.360
SEAS TOTAL	12.75	0	1	10	0	0	0	0	12.0	55	23	17	17	5	0	6	10	0	.418
Freeman,M	9.00	0	0	1	0	0	0	0	1.0	5	3	1	1	0	0	0	0	0	.600
Gallardo,Y	5.79	5	9	27	21	0	0	1	124.1	486	133	81	80	22	1	57	88	7	.274
Garton,R	1.54	0	0	13	0	0	0	0	11.2	40	5	2	2	1	0	1	7	0	.125
SEAS TOTAL	3.18	0	0	16	0	0	0	0	17.0	60	10	6	6	2	0	3	10	1	.167
Gaviglio,S	4.62	3	5	11	11	0	0	0	60.1	225	61	36	31	14	2	21	36	1	.271
SEAS TOTAL	4.42	4	5	14	13	0	0	0	71.1	269	73	40	35	15	3	26	44	1	.271
Gonzales,M	5.40	1	1	10	7	0	0	0	36.2	156	53	22	22	5	1	11	30	2	.340
SEAS TOTAL	6.08	1	1	11	8	0	0	0	40.0	172	59	27	27	8	1	11	32	2	.343
Hernandez,F	4.36	6	5	16	16	0	0	0	86.2	333	86	46	42	17	6	26	78	8	.258
Heston,C	19.80	0	1	2	1	0	0	0	5.0	29	14	12	11	3	0	5	3	0	.483
SEAS TOTAL	16.50	0	1	3	1	0	0	0	6.0	33	15	12	11	3	0	5	3	0	.455
Iwakuma,H	4.35	0	2	6	6	0	0	0	31.0	114	27	16	15	7	2	12	16	1	.237
Lawrence,C	5.71	2	0	22	0	0	0	0	41.0	173	56	27	26	9	1	12	44	1	.324
SEAS TOTAL	6.19	2	2	24	2	0	0	0	52.1	224	74	38	36	11	1	18	49	1	.330
Leake,M	2.53	3	1	5	5	0	0	0	32.0	124	32	10	9	1	2	2	27	1	.258
SEAS TOTAL	3.92	10	13	31	31	0	0	0	186.0	724	201	93	81	20	9	37	130	3	.278
Machi,J	1.69	1	0	4	0	0	0	0	5.1	17	4	1	1	1	0	4	2	0	.235
Marshall,E	9.39	0	0	6	0	0	0	0	7.2	33	12	8	8	1	0	5	4	0	.364
Martin,C	13.50	0	0	1	0	0	0	0	2.0	11	5	4	3	0	0	2	0	0	.455
Miranda,A	5.22	7	7	29	27	1	0	0	150.0	563	132	89	87	36	4	59	124	8	.234
Moore,A	5.34	1	5	11	9	0	0	0	59.0	230	60	36	35	14	1	8	31	0	.261
Overton,D	6.88	0	0	8	1	0	0	0	17.0	69	20	15	13	4	0	2	7	3	.290
SEAS TOTAL	7.06	0	1	9	2	0	0	0	21.2	90	29	19	17	6	1	4	10	3	.322
Pagan,E	2.94	2	3	32	0	0	0	0	49.0	176	35	18	16	6	1	8	52	1	.199
Paxton,J	2.98	12	5	24	24	0	0	0	136.0	506	113	47	45	9	3	37	156	15	.223
Pazos,J	4.01	4	5	56	0	0	0	0	49.1	190	47	27	22	6	4	22	58	4	.247
Phelps,D	3.12	2	1	10	0	0	0	0	8.2	34	9	3	3	0	1	5	11	0	.265
SEAS TOTAL	3.46	4	5	53	0	0	0	0	54.2	204	51	23	21	5	1	25	60	0	.250
Povse,M	7.36	0	0	3	0	0	0	0	3.2	20	9	5	3	1	0	1	2	0	.450
Ramirez,E	4.18	0	3	10	10	0	0	0	56.0	216	55	30	26	12	1	13	50	0	.255
SEAS TOTAL	5.06	0	6	25	13	0	0	1	90.2	352	94	57	51	19	1	20	75	1	.267
Ruiz,C	9.00	0	0	1	0	0	0	0	1.0	5	2	1	1	1	0	2	1	0	.400
Rzepczynsk,M	4.34	2	2	61	0	0	0	1	29.0	107	28	16	14	2	1	19	23	3	.262
Scribner,E	11.05	0	2	8	0	0	0	0	7.1	33	13	9	9	3	0	0	6	0	.394
Simmons,S	7.04	0	2	9	0	0	0	0	7.2	24	4	6	6	1	0	4	8	1	.167
Vieira,T	0.00	0	0	1	0	0	0	0	1.0										



Mariners on Artificial Turf

BATTER	AVG	G	AB	R	H	2B	3B	HR	RBI	SH	SF	HP	BB	SO	SB	GI			E
																CS	DP		
Alonso, Y	.333	3	9	2	3	0	0	0	1	0	0	0	2	2	0	0	1	0	
SEAS TOTAL	.333	11	39	5	13	3	0	0	3	0	0	0	5	11	0	0	2	0	
Cano, R	.308	3	13	2	4	0	0	0	0	0	0	0	1	1	0	0	0	0	
Cruz, N	.357	7	28	6	10	3	0	3	6	0	0	0	3	4	0	0	1	0	
Dyson, J	.308	4	13	2	4	1	0	1	2	0	0	0	2	4	1	0	0	0	
Freeman, M	.000	2	5	0	0	0	0	0	0	0	0	0	0	2	0	0	0	0	
SEAS TOTAL	.143	3	7	1	1	1	0	0	0	0	0	0	0	2	0	0	0	0	
Gamel, B	.208	7	24	1	5	2	0	0	2	0	0	0	5	6	0	1	0	0	
Gosewisch, T	.000	2	6	0	0	0	0	0	0	0	0	0	1	2	0	0	0	0	
Haniger, M	.333	2	6	1	2	0	0	1	4	0	0	0	2	0	0	0	0	0	
Heredia, G	.182	6	22	1	4	1	0	0	0	0	0	0	1	5	0	1	0	0	
Martin, L	.000	2	2	0	0	0	0	0	0	0	0	0	0	2	0	0	0	0	
SEAS TOTAL	.000	4	3	0	0	0	0	0	0	0	0	0	0	3	0	0	0	0	
Motter, T	.176	5	17	0	3	0	0	0	0	0	0	0	2	5	1	0	0	1	
Ruiz, C	.125	4	8	1	1	0	0	0	0	0	0	0	0	4	0	0	0	0	
Seager, K	.185	6	27	1	5	0	0	0	1	0	0	0	0	9	0	0	0	0	
Segura, J	.290	7	31	2	9	5	0	0	0	0	0	0	1	5	0	1	2	0	
Valencia, D	.273	6	22	1	6	1	0	0	1	0	0	0	1	9	0	0	0	1	
Zunino, M	.333	3	6	0	2	2	0	0	2	0	0	1	1	0	0	0	0	0	
PITCHERS	.000	7	0	0	0	0	0	0	0	0	0	0	0	0	0	0	0	0	
TOTALS	.243	7	239	20	58	15	0	5	19	0	0	1	22	60	2	3	4	2	

PITCHER	ERA	W	L	G	GS	CG	SHO	SV	IP	AB	H	R	ER	HR	HB	BB	SO	WP	OPP
																			AVG
Bergman, C	5.40	0	1	1	1	0	0	0	5.0	20	7	3	3	1	0	1	1	0	.350
Curtis, Z	0.00	0	0	2	0	0	0	0	1.2	5	0	0	0	0	1	0	1	0	.000
DeJong, C	10.80	0	1	1	1	0	0	0	5.0	21	7	6	6	1	0	3	1	0	.333
Diaz, E	10.80	0	1	2	0	0	0	1	1.2	7	2	2	2	2	0	0	1	0	.286
Gallardo, Y	4.26	0	1	1	1	0	0	0	6.1	23	5	3	3	2	1	3	6	0	.217
Gaviglio, S	4.50	0	0	1	0	0	0	0	2.0	8	2	1	1	1	0	0	4	0	.250
SEAS TOTAL	3.00	0	0	2	0	0	0	0	3.0	12	3	1	1	1	0	0	5	0	.250
Lawrence, C	0.00	0	0	1	0	0	0	0	1.0	3	0	0	0	0	0	2	1	0	.000
SEAS TOTAL	9.00	0	1	3	0	0	0	0	3.0	11	3	3	3	0	0	7	3	0	.273
Machi, J	0.00	0	0	1	0	0	0	0	2.1	9	3	1	0	0	0	0	2	0	.333
Miranda, A	3.60	1	0	2	2	0	0	0	10.0	37	8	4	4	1	1	4	13	0	.216
Overton, D	0.00	0	0	1	0	0	0	0	1.1	6	1	0	0	0	0	0	1	0	.167
Pagan, E	13.50	0	0	2	0	0	0	0	1.1	8	4	2	2	1	0	0	4	0	.500
Pazos, J	2.08	0	0	3	0	0	0	0	4.1	16	4	3	1	1	1	2	7	0	.250
Ramirez, E	1.50	1	0	1	1	0	0	0	6.0	19	2	1	1	0	0	2	4	0	.105
SEAS TOTAL	2.88	5	0	12	6	0	0	0	40.2	145	29	13	13	3	1	11	34	0	.200
Rzepczynski, M	0.00	0	0	3	0	0	0	0	2.1	8	1	0	0	0	0	1	2	0	.125
Vincent, N	9.00	0	1	3	0	0	0	0	3.0	12	3	3	3	1	0	0	3	0	.250
Weber, R	2.45	0	0	1	1	0	0	0	3.2	14	3	1	1	0	0	0	0	0	.214
Zych, T	5.40	0	0	3	0	0	0	0	1.2	8	3	1	1	1	0	0	0	0	.375
TOTALS	4.30	2	5	7	7	0	0	1	58.2	224	55	31	28	12	4	18	51	0	.246

MARINERS MULTI-HIT GAMES:

Player	2	3	4	5	Total
Alonso	6	3	--	--	9
Beckham	1	--	--	--	1
Canó	35	10	2	--	47
Cruz	35	8	1	--	44
Dyson	23	1	--	--	24
Espinosa	--	--	--	--	0
Freeman	1	--	--	--	1
Gamel	30	8	2	--	40
Gosewisch	--	--	--	--	0
Haniger	22	5	2	1	30
Heredia	20	5	--	--	25
Marjama	1	--	--	--	1
Martin	3	--	--	--	3
Motter	11	1	--	--	12
Powell	1	--	--	--	1
Ramirez	1	--	--	--	1
Ruiz	4	2	--	--	6
Seager	29	4	1	--	34
Segura	28	13	4	--	45
Smith	1	--	--	--	1
Valencia	19	5	4	--	28
Vogelbach	1	--	--	--	1
Zunino	24	3	--	--	27
Team	296	68	16	1	381

MARINERS MULTI-RBI GAMES:

Player	2	3	4	5+	Total
Alonso	1	3	--	--	4
Beckham	--	--	--	--	0
Canó	13	6	1	3	23
Cruz	24	6	2	2	34
Dyson	6	--	--	--	6
Espinosa	--	--	--	--	0
Freeman	--	--	--	--	0
Gamel	9	2	1	1	13
Gosewisch	--	--	--	--	0
Haniger	5	2	3	--	10
Heredia	4	1	--	--	5
Marjama	--	--	--	--	0
Martin	2	--	--	--	2
Motter	3	1	2	--	6
Powell	--	--	--	--	0
Ramirez	--	--	--	--	0
Ruiz	--	--	1	--	1
Seager	10	5	4	--	19
Segura	9	2	1	--	12
Smith	--	--	--	--	0
Valencia	9	6	--	1	16
Vogelbach	--	--	--	--	0
Zunino	8	6	1	1	16
Team	103	40	16	8	167

GAME-WINNING/2-OUT RBI:

Player	GWRBI
Seager	13
Cruz	12
Canó	8
Zunino	7
Haniger / Valencia	6
Segura	5
Dyson / Gamel	4
Alonso / Heredia	3
Motter	2
Martin	1
Player	2-Out RBI
Cruz	33
Zunino	31
Canó	30
Gamel	25
Seager	22
Segura	21
Valencia	18
Haniger	14
Heredia / Motter	12
Dyson	6
Alonso / Martin	4
Ruiz	2
Albers / Espinosa / Hannemann / Ramirez / Vogelbach	1

Mariners Pre-All-Star Game



PLAYER	AVG	G	AB	R	H	TB	2B	3B	HR	RBI	SH	SF	HP	BB	IBB	SO	SB	CS	DP	E	SLG	OBP	PINCH AB	HIT	HR	RBI
Cano, R	.275	79	316	47	87	152	14	0	17	60	0	2	0	28	5	41	1	0	13	6	.481	.332	0	0	0	0
Cruz, N	.292	85	298	42	87	155	17	0	17	70	0	5	4	37	2	64	1	0	7	0	.520	.372	2	1	0	1
Dyson, J	.258	82	256	48	66	100	13	3	5	22	1	2	10	23	2	43	20	5	3	3	.391	.340	3	1	0	0
+Freeman, M	.067	16	30	3	2	5	0	0	1	1	0	0	0	4	1	9	0	0	0	1	.167	.176	6	0	0	0
+Gamel, B	.323	66	254	42	82	114	16	2	4	29	1	3	1	24	0	68	2	0	4	2	.449	.379	1	0	0	0
Gosewisch, .071	11	28	1	2	2	0	0	0	0	2	0	0	0	1	0	14	0	0	2	0	.071	.103	0	0	0	0
+Haniger, M	.273	47	176	35	48	83	12	1	7	23	1	0	6	23	0	50	3	2	3	3	.472	.376	0	0	0	0
+Heredia, G	.274	64	208	28	57	76	4	0	5	13	0	0	5	16	0	28	1	3	8	1	.365	.341	3	1	0	1
Martin, L	.111	15	54	5	6	7	1	0	0	0	0	0	1	3	0	14	4	1	0	1	.130	.172	1	0	0	0
Miranda, A	.000	1	0	0	0	0	0	0	0	0	0	0	0	0	0	0	0	0	0	0	.000	.000	0	0	0	0
Motter, T	.206	68	209	23	43	75	11	0	7	23	0	1	0	19	0	54	9	0	7	4	.359	.271	5	1	0	1
RIGHT	.206	209	43	75	11	0	7	23	0	1	0	19	0	19	0	54	9	0	7	4	.359	.271	5	1	0	1
LEFT	.000	0	0	0	0	0	0	0	0	0	0	0	0	0	0	0	0	0	0	0	.000	.000	0	0	0	0
+Powell, B	.194	23	36	6	7	7	0	0	2	1	0	0	6	0	0	9	0	0	1	0	.194	.310	8	2	0	1
Ruiz, C	.227	33	75	10	17	26	6	0	1	8	1	1	4	9	0	22	0	0	3	1	.347	.337	1	0	0	0
Seager, K	.248	86	322	34	80	130	18	1	10	47	0	5	4	32	4	59	1	0	4	8	.404	.320	1	1	0	1
Segura, J	.349	60	255	41	89	123	16	0	6	29	0	0	3	14	2	41	9	7	8	7	.482	.390	0	0	0	0
+Smith, T	.188	10	16	2	3	4	1	0	0	1	0	1	1	1	0	8	0	0	0	0	.250	.263	2	0	0	0
RIGHT	.188	16	3	4	1	0	0	0	1	0	1	1	1	1	0	8	0	0	0	0	.250	.263	2	0	0	0
LEFT	.000	0	0	0	0	0	0	0	0	0	0	0	0	0	0	0	0	0	0	0	.000	.000	0	0	0	0
Valencia, D	.273	81	293	37	80	123	12	2	9	43	0	3	1	28	0	76	1	2	11	4	.420	.335	2	1	0	3
+Vogelbach, .176	7	17	0	3	3	0	0	0	1	0	0	0	0	3	0	5	0	0	2	1	.176	.300	2	0	0	0
Zunino, M	.223	64	202	25	45	92	11	0	12	36	0	1	4	15	0	87	0	0	4	3	.455	.288	2	0	0	1
+Altavilla, .000	29	0	0	0	0	0	0	0	0	0	0	0	0	0	0	0	0	0	0	0	.000	.000	0	0	0	0
Bergman, C	.000	9	1	0	0	0	0	0	0	0	0	0	0	0	0	0	0	0	0	0	.000	.000	0	0	0	0
Cishek, S	.000	17	0	0	0	0	0	0	0	0	0	0	0	0	0	0	0	0	0	0	.000	.000	0	0	0	0
Cloyd, T	.000	1	0	0	0	0	0	0	0	0	0	0	0	0	0	0	0	0	0	0	.000	.000	0	0	0	0
Curtis, Z	.000	3	0	0	0	0	0	0	0	0	0	0	0	0	0	0	0	0	0	0	.000	.000	0	0	0	0
+DeJong, C	.000	7	0	0	0	0	0	0	0	0	0	0	0	0	0	0	0	0	0	0	.000	.000	0	0	0	0
Diaz, E	.000	35	0	0	0	0	0	0	0	0	0	0	0	0	0	0	0	0	0	1	.000	.000	0	0	0	0
Fien, C	.000	6	0	0	0	0	0	0	0	0	0	0	0	0	0	0	0	0	0	0	.000	.000	0	0	0	0
Gallardo, Y	.500	17	2	0	1	1	0	0	0	0	0	0	0	0	0	0	0	0	0	0	.500	.500	0	0	0	0
+Gaviglio, S	.200	11	5	1	1	1	0	0	0	0	0	0	0	0	0	2	0	0	0	0	.200	.200	0	0	0	0
Hernandez, .000	9	0	0	0	0	0	0	0	0	0	0	0	0	0	0	0	0	0	0	0	.000	.000	0	0	0	0
Heston, C	.000	3	0	0	0	0	0	0	0	0	0	0	0	0	0	0	0	0	0	0	.000	.000	0	0	0	0
SEA	.000	2	0	0	0	0	0	0	0	0	0	0	0	0	0	0	0	0	0	0	.000	.000	0	0	0	0
Iwakuma, H	.000	6	0	0	0	0	0	0	0	0	0	0	0	0	0	0	0	0	0	0	.000	.000	0	0	0	0
+Lawrence, C	.000	10	2	0	0	0	0	0	0	0	1	0	0	0	0	1	0	0	0	0	.000	.000	0	0	0	0
SEA	.000	6	1	0	0	0	0	0	0	0	0	0	0	0	0	1	0	0	0	0	.000	.000	0	0	0	0
Machi, J	.000	5	1	0	0	0	0	0	0	0	0	0	0	0	0	1	0	0	0	1	.000	.000	0	0	0	0
Marshall, E	.000	6	0	0	0	0	0	0	0	0	0	0	0	0	0	0	0	0	0	0	.000	.000	0	0	0	0
Miranda, A	.000	18	6	1	0	0	0	0	0	0	0	0	0	0	0	3	0	0	0	3	.000	.000	0	0	0	0
+Moore, A	.000	3	0	0	0	0	0	0	0	0	0	0	0	0	0	0	0	0	0	0	.000	.000	0	0	0	0
+Overton, D	.000	9	0	0	0	0	0	0	0	0	0	0	0	0	0	0	0	0	0	0	.000	.000	0	0	0	0
+Pagan, E	.000	4	2	0	0	0	0	0	0	0	0	0	0	0	0	1	0	0	0	0	.000	.000	0	0	0	0
Paxton, J	.000	14	0	0	0	0	0	0	0	0	0	0	0	0	0	0	0	0	0	0	.000	.000	0	0	0	0
+Pazos, J	.000	35	0	0	0	0	0	0	0	0	0	0	0	0	0	0	0	0	0	0	.000	.000	0	0	0	0
+Povse, M	.000	2	0	0	0	0	0	0	0	0	0	0	0	0	0	0	0	0	0	0	.000	.000	0	0	0	0
Ruiz, C	.000	1	0	0	0	0	0	0	0	0	0	0	0	0	0	0	0	0	0	0	.000	.000	0	0	0	0
Rzepczynsk	.000	32	0	0	0	0	0	0	0	0	0	0	0	0	0	0	0	0	0	0	.000	.000	0	0	0	0
Scribner, E	.000	8	0	0	0	0	0	0	0	0	0	0	0	0	0	0	0	0	0	0	.000	.000	0	0	0	0
Vincent, N	.000	37	0	0	0	0	0	0	0	0	0	0	0	0	0	0	0	0	0	0	.000	.000	0	0	0	0
Weber, R	.000	1	0	0	0	0	0	0	0	0	0	0	0	0	0	0	0	0	0	0	.000	.000	0	0	0	0
+Whalen, R	.000	2	0	0	0	0	0	0	0	0	0	0	0	0	0	0	0	0	0	0	.000	.000	0	0	0	0
+Zych, T	.000	29	0	0	0	0	0	0	0	0	0	0	0	0	0	0	0	0	0	0	.000	.000	0	0	0	0
SEATTLE	.263	90	3063	431	806	1279	152	7	101	408	7	24	44	286	16	700	52	20	80	50	.418	.332	39	8	0	9
OPPONENT	.254	90	3048	435	773	1342	144	9	137	418	14	24	26	288	17	657	48	14	81	42	.440	.321	47	10	0	8
DH	.291	90	302	44	88	156	17	0	17	66	1	5	5	34	2	69	1	0	8	0	.517	.367	4	0	0	0
PITCHERS	.111	90	18	2	2	2	0	0	0	0	0	0	0	0	0	8	0	0	0	5	.111	.111	0	0	0	0
PITCHER	R/L	W	L	ERA	G	GS	CG	GF	SHO	SV	IP	H	R	ER	HR	HB	BB	IBB	SO	WP	BK	OPP AVG				
+Altavilla	R	1	1	5.46	29	0	0	11	0	0	29.2	30	20	18	8	1	14	1	36	5	0	.254				
Bergman, C	R	4	4	5.44	9	8	0	0	0	0	46.1	53	29	28	11	2	14	0	30	0	0	.296				
Cishek, S	R	1	1	3.86	17	0	0	7	0	1	14.0	10	6	6	2	1	4	1	12	1	1	.192				
Cloyd, T	R	1	0	0.00	1	0	0	0	0	0	1.0	2	0	0	0	0	0	0	1	0	0	.500				
Curtis, Z	L	0	0	0.00	3	0	0	2	0	0	4.2	3	3	0	1	2	1	0	2	2	0	.167				
+DeJong, C	R	0	3	6.35	7	4	0	2	0	0	28.1	31	20	20	5	0	13	0	13	0	0	.282				
Diaz, E	R	2	4	3.53	35	0	0	25	0	13	35.2	28	18	14	8	1	16	2	48	3	1	.207				
Fien, C	R	0	0	15.00	6	0	0	2	0	0	6.0	9	10	10	3	0	4	0	6	0	0	.360				
+Freeman, M	R	0	0																							



Mariners Post All-Star Game

PLAYER	AVG	G	AB	R	H	TB	2B	3B	HR	RBI	SH	SF	HP	BB	IBB	SO	SB	CS	GI	DP	E	SLG	OBP	PINCH	HIT	RBI
Alonso, Y	.254	63	193	26	49	81	8	0	8	24	0	0	1	29	1	49	1	0	6	4	.420	.354	7	2	0	0
SEA	.265	42	132	20	35	58	5	0	6	18	0	0	0	18	0	30	1	0	3	4	.439	.353	5	1	0	0
Beckham, G	.176	11	17	2	3	3	0	0	0	0	0	0	0	1	0	2	1	0	2	0	.176	.222	1	0	0	0
RIGHT	.176		17		3	3	0	0	0	0	0	0	0	1	0	2			2		.176	.222	1	0	0	0
LEFT	.000		0		0	0	0	0	0	0	0	0	0	0	0	0			0		.000	.000	0	0	0	0
Cano, R	.286	71	276	32	79	116	19	0	6	37	0	1	4	21	3	44	0	0	5	4	.420	.344	2	0	0	0
Cruz, N	.283	70	258	49	73	150	11	0	22	49	0	2	8	33	5	76	0	1	8	0	.581	.379	1	0	0	0
Dyson, J	.233	29	90	8	21	21	0	0	0	8	3	0	0	5	0	12	8	2	0	0	.233	.274	1	0	0	0
Espinosa, D	.237	16	38	3	9	11	2	0	0	2	0	0	1	2	0	18	1	0	0	2	.289	.293	2	1	0	1
SEA	.188	8	16	2	3	5	2	0	0	2	0	0	0	1	0	7	1	0	0	2	.313	.235	1	1	0	1
RIGHT	.200		5		1	2	1	0	0	0	0	0	0	0	0	2			0		.400	.200	0	0	0	0
LEFT	.182		11		2	3	1	0	0	2	0	0	0	1	0	5			0		.273	.250	1	1	0	1
+Gamel, B	.227	68	255	26	58	96	11	3	7	30	0	0	0	12	1	54	2	1	4	3	.376	.262	4	0	0	0
+Haniger, M	.290	49	193	23	56	98	13	1	9	24	0	0	3	8	0	43	2	2	6	4	.508	.328	1	0	0	0
+Hannemann, J	.150	11	20	3	3	6	0	0	1	1	0	0	0	0	0	4	0	1	0	1	.300	.150	2	1	0	0
+Heredia, G	.219	59	178	15	39	54	12	0	1	11	1	1	6	11	2	36	0	2	1	1	.303	.286	1	0	0	0
RIGHT	.219		178		39	54	12	0	1	11	1	1	6	11	2	36			1		.303	.286	1	0	0	0
LEFT	.000		0		0	0	0	0	0	0	0	0	0	0	0	0			0		.000	.000	0	0	0	0
+Marjama, M	.333	5	9	1	3	7	1	0	1	1	0	0	0	0	0	1	0	0	0	0	.778	.333	2	0	0	0
Martin, L	.230	19	61	7	14	26	1	1	3	8	0	0	1	2	1	15	2	3	2	0	.426	.266	3	0	0	0
Motter, T	.163	24	49	6	8	9	1	0	0	3	0	0	0	2	0	8	3	1	2	0	.184	.196	1	0	0	0
RIGHT	.163		49		8	9	1	0	0	3	0	0	0	2	0	8			2		.184	.196	1	0	0	0
LEFT	.000		0		0	0	0	0	0	0	0	0	0	0	0	0			0		.000	.000	0	0	0	0
Ruiz, C	.200	20	50	4	10	18	2	0	2	3	0	0	0	5	0	16	1	0	1	0	.360	.273	3	0	0	0
Seager, K	.250	68	256	38	64	130	15	0	17	41	0	1	4	26	2	51	1	1	2	6	.508	.328	0	0	0	0
Segura, J	.253	65	269	39	68	101	14	2	5	16	0	1	3	20	1	42	13	1	6	10	.375	.311	1	1	0	0
Valencia, D	.223	49	157	17	35	62	7	1	6	23	0	5	1	12	0	46	1	0	5	7	.395	.274	4	1	0	1
+Vogelbach, J	.273	9	11	0	3	4	1	0	0	1	0	0	0	0	0	4	0	0	0	0	.364	.273	5	1	0	0
Zunino, M	.281	60	185	27	52	105	14	0	13	28	0	0	4	24	0	73	1	0	4	4	.568	.376	1	0	0	0
Albers, A	1.000	9	1	0	1	1	0	0	0	1	2	0	0	0	0	0	0	0	0	0	.000	1.000	0	0	0	0
+Altavilla, J	.000	12	0	0	0	0	0	0	0	0	0	0	0	0	0	0	0	0	0	0	.000	.000	0	0	0	0
Bergman, C	.000	4	0	0	0	0	0	0	0	0	0	0	0	0	0	0	0	0	0	0	.000	.000	0	0	0	0
Cishek, S	.000	32	0	0	0	0	0	0	0	0	0	0	0	0	0	0	0	0	0	1	.000	.000	0	0	0	0
SEA	.000	6	0	0	0	0	0	0	0	0	0	0	0	0	0	0	0	0	0	1	.000	.000	0	0	0	0
Diaz, E	.000	31	1	0	0	0	0	0	0	0	0	0	0	0	0	1	0	0	0	0	.000	.000	0	0	0	0
Gallardo, Y	.000	11	0	0	0	0	0	0	0	0	0	0	0	0	0	0	0	0	0	0	.000	.000	0	0	0	0
Garton, R	.000	13	0	0	0	0	0	0	0	0	0	0	0	0	0	0	0	0	0	0	.000	.000	0	0	0	0
+Gaviglio, S	.000	5	0	0	0	0	0	0	0	0	0	0	0	0	0	0	0	0	0	1	.000	.000	0	0	0	0
SEA	.000	1	0	0	0	0	0	0	0	0	0	0	0	0	0	0	0	0	0	1	.000	.000	0	0	0	0
+Gonzales, M	.000	10	1	0	0	0	0	0	0	1	0	0	0	0	0	1	0	0	0	1	.000	.000	0	0	0	0
Hernandez, J	.000	7	0	0	0	0	0	0	0	0	0	0	0	0	0	0	0	0	0	1	.000	.000	0	0	0	0
+Lawrence, C	.000	17	0	0	0	0	0	0	0	0	0	0	0	0	0	0	0	0	0	0	.000	.000	0	0	0	0
Leake, M	.000	5	0	0	0	0	0	0	0	0	0	0	0	0	0	0	0	0	0	0	.000	.000	0	0	0	0
Martin, C	.000	1	0	0	0	0	0	0	0	0	0	0	0	0	0	0	0	0	0	0	.000	.000	0	0	0	0
Miranda, A	.000	13	0	0	0	0	0	0	0	0	0	0	0	0	0	0	0	0	0	0	.000	.000	0	0	0	0
+Moore, A	.000	8	0	0	0	0	0	0	0	0	0	0	0	0	0	0	0	0	0	0	.000	.000	0	0	0	0
+Pagan, E	.000	30	0	0	0	0	0	0	0	0	0	0	0	0	0	0	0	0	0	0	.000	.000	0	0	0	0
Paxton, J	.000	10	0	0	0	0	0	0	0	0	0	0	0	0	0	0	0	0	0	0	.000	.000	0	0	0	0
+Pazos, J	.000	24	0	0	0	0	0	0	0	0	0	0	0	0	0	0	0	0	0	0	.000	.000	0	0	0	0
Phelps, D	.000	10	0	0	0	0	0	0	0	0	0	0	0	0	0	0	0	0	0	0	.000	.000	0	0	0	0
+Povse, M	.000	1	0	0	0	0	0	0	0	0	0	0	0	0	0	0	0	0	0	0	.000	.000	0	0	0	0
Ramirez, E	.667	14	3	0	2	2	0	0	0	1	0	0	0	0	0	1	0	0	0	1	.667	.667	0	0	0	0
SEA	.667	11	3	0	2	2	0	0	0	1	0	0	0	0	0	1	0	0	0	1	.667	.667	0	0	0	0
Rzepczynski	.000	32	0	0	0	0	0	0	0	0	0	0	0	0	0	0	0	0	0	1	.000	.000	0	0	0	0
Simmons, S	.000	9	0	0	0	0	0	0	0	0	0	0	0	0	0	0	0	0	0	1	.000	.000	0	0	0	0
+Vieira, T	.000	1	0	0	0	0	0	0	0	0	0	0	0	0	0	0	0	0	0	0	.000	.000	0	0	0	0
Vincent, N	.000	32	0	0	0	0	0	0	0	0	0	0	0	0	0	0	0	0	0	0	.000	.000	0	0	0	0
+Zych, T	.000	16	0	0	0	0	0	0	0	0	0	0	0	0	0	0	0	0	0	0	.000	.000	0	0	0	0
SEATTLE	.253	72	2488	319	630	1072	129	8	99	306	7	11	34	201	15	567	37	15	51	53	.431	.316	39	6	0	2
OPPONENT	.255	72	2454	337	626	1054	118	5	100	322	10	36	27	202	11	587	32	12	44	43	.430	.314	41	12	1	5
DH	.287	72	258	50	74	152	12	0	22	50	0	2	8	33	5	75	0	2	7	0	.589	.382	1	0	0	0
PITCHERS	.500	72	6	0	3	3	0	0	0	2	3	0	0	0	0	3	0	0	0	0	.500	.500	0	0	0	0
PITCHER	R/L	W	L	ERA	G	GS	CG	GF	SHO	SV	IP	H	R	ER	HR	HB	BB	IBB	SO	WP	BK	OPP	AVG			
Albers, A	L	5	1	3.51	9	6	0	2	0	1	41.0	43	22	16	6	2	10	0	37	1	0	.262				
+Altavilla, J	R	0	0	2.12	12	0	0	2	0	0	17.0	13	7	4	1	0	6	0	16	4	0	.217				
Bergman, C	R	0	1	2.35	4	0	0	2	0	0	7.2	8	2	2	1	1	1	3	0	0	.286					
Cishek, S	R	2	1	1.17	32	0	0	4	0	0	30.2	16	4	4	1	2	10	0	29	2	0	.154				
SEA	0	0	0	1.50	6	0	0	1	0	0	6.0	3	1	1	1	0	3	0	3	0	0	.158				
Diaz, E	R	2	2	2.97	31	0	0	27	0	21																

Fielding Statistics



PITCHER												
PLAYER	TEAM	T	PCT	RANK	G	GS	PO	A	E	TC	DP	TP
Albers, A	SEA	L	1.000	0	9	6	1	5	0	6	0	0
+Altavilla, D	SEA	R	1.000	0	41	0	4	3	0	7	0	0
Bergman, C	SEA	R	1.000	0	13	8	3	7	0	10	1	0
Cishek, S	TB	R	.700	0	49	0	2	5	3	10	1	0
Cloyd, T	SEA	R	.000	0	1	0	0	0	0	0	0	0
Curtis, Z	SEA	L	1.000	0	3	0	0	2	0	2	0	0
+DeJong, C	SEA	R	1.000	0	7	4	2	2	0	4	0	0
Diaz, E	SEA	R	.857	0	66	0	2	4	1	7	0	0
Fien, C	SEA	R	1.000	0	6	0	1	2	0	3	1	0
+Freeman, M	SEA	R	1.000	0	1	0	0	0	0	0	0	0
Gallardo, Y	SEA	R	1.000	0	28	22	8	17	0	25	2	0
Garton, R	SEA	R	1.000	0	20	0	2	4	0	6	1	0
+Gaviglio, S	KC	R	.917	0	15	13	7	4	1	12	1	0
+Gonzales, M	SEA	L	.800	0	10	7	1	3	1	5	1	0
Hernandez, F	SEA	R	.917	0	16	16	4	7	1	12	1	0
Heston, C	MIN	R	1.000	0	6	6	1	2	0	3	1	0
* Iwakuma, H	SEA	R	1.000	0	6	6	1	2	0	3	1	0
+Lawrence, C	SEA	R	1.000	0	27	2	3	3	0	6	0	0
Leake, M	SEA	R	1.000	0	5	5	4	3	0	7	0	0
Machi, J	SEA	R	.000	0	5	0	0	0	1	1	0	0
Marshall, E	SEA	R	.000	0	6	0	0	0	0	0	0	0
Martin, C	SEA	R	.000	0	1	0	0	0	0	0	0	0
Miranda, A	SEA	L	.813	0	31	29	3	10	3	16	0	0
+Moore, A	SEA	R	1.000	0	11	9	4	6	0	10	0	0
+Overton, D	SEA	L	1.000	0	9	1	0	2	0	2	0	0
+Pagan, E	SEA	R	1.000	0	34	0	0	6	0	2	0	0
Paxton, J	SEA	L	1.000	0	24	24	4	6	0	10	0	0
+Pazos, J	SEA	L	1.000	0	59	0	4	6	0	10	1	0
* Phelps, D	SEA	R	1.000	0	10	0	3	0	0	3	0	0
+Povse, M	SEA	R	.000	0	3	0	0	0	0	0	0	0
Ramirez, E	SEA	R	1.000	0	37	19	6	12	1	19	2	0
Ruiz, C	SEA	L	1.000	0	1	0	0	1	0	1	0	0
Rzepczynski, M	SEA	L	.857	0	64	0	2	4	1	7	0	0
Scribner, E	SEA	R	1.000	0	8	0	0	2	0	2	0	0
Simmons, S	SEA	R	1.000	0	9	0	0	0	1	1	0	0
+Vieira, T	SEA	R	1.000	0	1	0	1	0	0	1	0	0
Vincent, N	SEA	R	1.000	0	69	0	2	8	0	10	0	0
Weber, R	SEA	R	1.000	0	1	1	1	1	0	2	0	0
+Whalen, R	SEA	R	1.000	0	2	1	0	0	0	0	0	0
*+Zych, T	SEA	R	1.000	0	45	0	1	3	0	4	0	0
Cishek, S	SEA	R	.833	0	23	0	2	3	1	6	1	0
Cishek, S	TB	R	.500	0	26	0	0	2	2	4	0	0
Garton, R	SEA	R	1.000	0	13	0	0	2	0	2	0	0
Garton, R	TB	R	1.000	0	7	0	2	1	0	4	1	0
Gaviglio, S	KC	R	1.000	0	3	2	1	3	0	2	0	0
Gaviglio, S	SEA	R	.900	0	12	11	6	13	1	10	0	0
Heston, C	MIN	R	.000	0	2	1	0	0	0	1	0	0
Heston, C	SEA	R	1.000	0	2	1	1	0	0	1	0	0
Lawrence, C	SEA	R	1.000	0	23	0	2	2	0	4	0	0
Lawrence, C	TOR	R	1.000	0	4	2	1	1	0	2	0	0
Ramirez, E	SEA	R	.875	0	11	11	4	3	1	8	1	0
Ramirez, E	TB	R	1.000	0	26	8	2	9	0	11	1	0
PLAYER	TEAM	T	PCT	RANK	G	GS	PO	A	E	TC	DP	TP
Gosewisch, T	SEA	R	1.000	0	10	8	75	1	0	76	1	0
+Marjama, M	SEA	R	1.000	0	5	2	21	1	0	22	0	0
Ruiz, C	SEA	R	.997	0	47	40	282	19	1	302	2	0
Zunino, M	SEA	R	.993	8	120	112	894	56	7	957	5	0
FIRST BASE												
PLAYER	TEAM	T	PCT	RANK	G	GS	PO	A	E	TC	DP	TP
Alonso, Y	SEA	R	.990	11	135	121	964	63	10	1037	96	0
Espinosa, D	SEA	R	.889	0	2	1	8	4	1	9	1	0
+Freeman, M	SEA	R	1.000	0	3	2	18	4	0	22	4	0
+Gamel, B	SEA	L	1.000	0	1	0	1	0	0	1	0	0
Gosewisch, T	SEA	R	.000	0	1	0	0	0	0	0	0	0
Motter, T	SEA	R	.986	0	15	8	69	1	1	71	9	0
Ruiz, C	SEA	R	.000	0	1	0	0	0	0	0	0	0
Valencia, D	SEA	R	.989	12	118	111	897	64	11	972	98	0
+Vogelbach, D	SEA	R	.973	0	7	5	31	5	1	37	2	0
Alonso, Y	OAK	R	.992	11	96	86	728	52	6	786	77	0
Alonso, Y	SEA	R	.984	11	39	35	236	11	4	251	19	0
SECOND BASE												
PLAYER	TEAM	T	PCT	RANK	G	GS	PO	A	E	TC	DP	TP
Beckham, G	SEA	R	1.000	0	5	0	5	5	0	10	4	0
Cano, R	SEA	R	.983	3	150	148	254	339	10	603	97	0
Espinosa, D	LAA	R	.987	0	78	71	124	175	4	303	39	0
+Freeman, M	SEA	R	.857	0	3	2	3	3	1	7	2	0
Motter, T	SEA	R	.979	0	18	11	19	27	1	47	4	0
+Smith, T	SEA	R	1.000	0	3	0	2	162	2	4	0	0
Espinosa, D	LAA	R	.993	0	71	64	114	162	5	278	37	0
Espinosa, D	SEA	R	1.000	0	1	1	1	5	2	6	1	0
Espinosa, D	TB	R	.895	0	6	6	9	8	2	19	1	0
THIRD BASE												
PLAYER	TEAM	T	PCT	RANK	G	GS	PO	A	E	TC	DP	TP
Beckham, G	SEA	R	1.000	0	1	1	2	3	0	5	1	0
Espinosa, D	SEA	R	1.000	0	4	1	3	4	0	7	0	0
+Freeman, M	SEA	R	1.000	0	2	2	1	3	0	4	0	0
Motter, T	SEA	R	1.000	0	6	4	2	4	0	6	1	0
Seager, K	SEA	R	.969	2	154	153	130	310	14	454	46	0
Valencia, D	SEA	R	1.000	0	1	1	1	2	0	3	1	0
Espinosa, D	SEA	R	1.000	0	3	1	3	4	0	7	0	0
Espinosa, D	TB	R	.000	0	1	0	0	0	0	0	0	0
SHORTSTOP												
PLAYER	TEAM	T	PCT	RANK	G	GS	PO	A	E	TC	DP	TP
Beckham, G	SEA	R	1.000	0	4	2	2	3	0	5	0	0
Espinosa, D	SEA	R	.857	0	4	1	0	6	1	7	0	0
Motter, T	SEA	R	.983	0	39	31	42	76	2	120	18	0
Segura, J	SEA	R	.962	10	124	124	136	298	17	451	61	0
+Smith, T	SEA	R	1.000	0	6	4	5	17	0	22	4	0
Espinosa, D	SEA	R	.800	0	2	1	0	4	1	5	0	0
Espinosa, D	TB	R	1.000	0	2	0	0	2	0	2	0	0
OUTFIELDERS												
PLAYER	TEAM	T	PCT	RANK	G	GS	PO	A	E	TC	DP	TP
Cruz, N	SEA	R	1.000	0	5	5	7	0	0	7	0	0
Dyson, J	SEA	R	.988	11	108	99	236	11	3	250	16	0
+Gamel, B	SEA	L	.980	23	131	127	238	7	5	250	3	0
+Haniger, M	SEA	R	.969	0	96	95	213	6	7	226	1	0
+Hannemann, J	SEA	L	.941	8	9	4	16	0	1	17	0	0
+Heredia, G	SEA	R	.993	8	117	104	270	6	2	278	1	0
Martin, L	SEA	R	.987	0	30	29	75	1	1	77	1	0
Motter, T	SEA	R	1.000	0	19	14	27	2	0	29	0	0
+Powell, B	OAK	R	.987	0	36	26	76	2	1	79	0	0
Valencia, D	SEA	R	1.000	0	10	5	14	1	0	15	0	0
Powell, B	OAK	L	.985	0	28	22	62	2	1	65	0	0
Powell, B	SEA	L	1.000	0	8	4	14	0	0	14	0	0

+ = ROOKIE, # = MULT. TEAMS



Major League Standings

A.L. EAST												
	WON	LOST	PCT.	GB	LAST 10		HOME	ROAD	vs EAST	vs CENT	vs WEST	vs N.L.
					GAMES	STREAK						
*BOSTON	93	69	.574	-	5- 5	LOST 1	48- 33	45- 36	41- 35	20- 14	16- 16	16- 4
xNEW YORK	91	71	.562	2.0	6- 4	LOST 1	51- 30	40- 41	44- 32	18- 15	14- 19	15- 5
xTAMPA BAY	80	82	.494	13.0	6- 4	WON 4	42- 39	38- 43	35- 41	18- 15	16- 17	11- 9
xTORONTO	76	86	.469	17.0	5- 5	WON 1	42- 39	34- 47	33- 43	13- 18	21- 14	9- 11
xBALTIMORE	75	87	.463	18.0	2- 8	LOST 5	46- 35	29- 52	37- 39	13- 21	17- 15	8- 12
* - CLINCHED DIVISION TITLE												
x - ELIMINATED												

A.L. CENTRAL												
	WON	LOST	PCT.	GB	LAST 10		HOME	ROAD	vs EAST	vs CENT	vs WEST	vs N.L.
					GAMES	STREAK						
*CLEVELAND	102	60	.630	-	7- 3	WON 1	49- 32	53- 28	22- 12	50- 26	24- 8	6- 14
xMINNESOTA	85	77	.525	17.0	7- 3	WON 1	41- 40	44- 37	15- 18	41- 35	16- 17	13- 7
xKANSAS CITY	80	82	.494	22.0	5- 5	LOST 1	43- 38	37- 44	17- 15	35- 41	19- 15	9- 11
xCHICAGO	67	95	.414	35.0	6- 4	LOST 1	39- 42	28- 53	13- 20	33- 43	15- 18	6- 14
xDETROIT	64	98	.395	38.0	2- 8	LOST 1	34- 47	30- 51	16- 17	31- 45	9- 24	8- 12
* - CLINCHED DIVISION TITLE												
x - ELIMINATED												

A.L. WEST												
	WON	LOST	PCT.	GB	LAST 10		HOME	ROAD	vs EAST	vs CENT	vs WEST	vs N.L.
					GAMES	STREAK						
*HOUSTON	101	61	.623	-	8- 2	WON 1	48- 33	53- 28	21- 13	15- 17	50- 26	15- 5
xLOS ANGELES	80	82	.494	21.0	4- 6	WON 1	43- 38	37- 44	19- 13	11- 23	39- 37	11- 9
xSEATTLE	78	84	.481	23.0	4- 6	LOST 1	40- 41	38- 43	13- 19	18- 16	35- 41	12- 8
xTEXAS	78	84	.481	23.0	2- 8	LOST 1	41- 40	37- 44	12- 20	18- 16	34- 42	14- 6
xOAKLAND	75	87	.463	26.0	6- 4	WON 1	46- 35	29- 52	16- 19	20- 11	32- 44	7- 13
* - CLINCHED DIVISION TITLE												
x - ELIMINATED												

N.L. EAST												
	WON	LOST	PCT.	GB	LAST 10		HOME	ROAD	vs EAST	vs CENT	vs WEST	vs A.L.
					GAMES	STREAK						
*WASHINGTON	97	65	.599	-	5- 5	LOST 2	47- 34	50- 31	47- 29	19- 15	21- 11	10- 10
xMIAMI	77	85	.475	20.0	5- 5	LOST 1	43- 38	34- 47	34- 42	15- 19	19- 13	9- 11
xATLANTA	72	90	.444	25.0	3- 7	WON 1	37- 44	35- 46	33- 43	11- 21	19- 15	9- 11
xNEW YORK	70	92	.432	27.0	5- 5	LOST 1	37- 44	33- 48	37- 39	14- 19	12- 21	7- 13
xPHILADELPHIA	66	96	.407	31.0	5- 5	WON 1	39- 42	27- 54	39- 37	11- 21	11- 23	5- 15
* - CLINCHED DIVISION TITLE												
x - ELIMINATED												

N.L. CENTRAL												
	WON	LOST	PCT.	GB	LAST 10		HOME	ROAD	vs EAST	vs CENT	vs WEST	vs A.L.
					GAMES	STREAK						
*CHICAGO	92	70	.568	-	7- 3	LOST 1	48- 33	44- 37	21- 13	46- 30	13- 19	12- 8
xMILWAUKEE	86	76	.531	6.0	5- 5	WON 1	44- 37	42- 39	18- 14	40- 36	17- 17	11- 9
xST. LOUIS	83	79	.512	9.0	3- 7	LOST 1	44- 37	39- 42	22- 10	34- 42	19- 15	8- 12
xPITTSBURGH	75	87	.463	17.0	7- 3	WON 2	44- 37	31- 50	21- 13	33- 43	11- 21	10- 10
xCINCINNATI	68	94	.420	24.0	2- 8	WON 1	39- 42	29- 52	13- 20	37- 39	13- 20	5- 15
* - CLINCHED DIVISION TITLE												
x - ELIMINATED												

N.L. WEST												
	WON	LOST	PCT.	GB	LAST 10		HOME	ROAD	vs EAST	vs CENT	vs WEST	vs A.L.
					GAMES	STREAK						
*LOS ANGELES	104	58	.642	-	8- 2	WON 2	57- 24	47- 34	24- 10	23- 9	41- 35	16- 4
xARIZONA	93	69	.574	11.0	6- 4	WON 1	52- 29	41- 40	19- 14	17- 16	45- 31	12- 8
xCOLORADO	87	75	.537	17.0	5- 5	LOST 2	46- 35	41- 40	17- 16	18- 15	42- 34	10- 10
xSAN DIEGO	71	91	.438	33.0	3- 7	LOST 1	43- 38	28- 53	14- 19	16- 17	33- 43	8- 12
xSAN FRANCISCO	64	98	.395	40.0	5- 5	WON 1	38- 43	26- 55	9- 23	18- 16	29- 47	8- 12
* - CLINCHED DIVISION TITLE												
x - ELIMINATED												

American League Wild Card Race

Team	Wins	Losses	Pct.	GB
zNEW YORK	91	71	.562	-
zMINNESOTA	85	77	.525	-
LOS ANGELES	80	82	.494	5.0
KANSAS CITY	80	82	.494	5.0
TAMPA BAY	80	82	.494	5.0
SEATTLE	78	84	.481	7.0
TEXAS	78	84	.481	7.0
TORONTO	76	86	.469	9.0
BALTIMORE	75	87	.463	10.0
OAKLAND	75	87	.463	10.0

z - Clinched Wild Card

National League Wild Card Race

Team	Wins	Losses	Pct.	GB
zARIZONA	93	69	.574	-
zCOLORADO	87	75	.537	-
MILWAUKEE	86	76	.531	1.0
ST. LOUIS	83	79	.512	4.0
MIAMI	77	85	.475	10.0

z - Clinched Wild Card

AL Team Rankings



CLUB BATTING

CLUB	AVG	G	AB	R	OR	H	TB	2B	3B	HR	GS	RBI	SH	SF	HP	BB	IBB	SO	SB	CS	DP	LOB	SHO	SLG	OBP
HOUSTON	.282	162	5611	896	700	1581	2681	346	20	238	5	854	11	61	70	509	27	1087	98	42	139	1094	6	.478	.346
CLEVELAND	.263	162	5511	818	564	1449	2476	333	29	212	5	780	23	45	50	604	30	1153	88	23	125	1158	6	.449	.339
NEW YORK	.262	162	5594	858	660	1463	2498	266	23	241	4	821	18	56	64	616	22	1386	90	22	119	1184	3	.447	.339
BALTIMORE	.260	162	5650	743	841	1469	2458	269	12	232	6	713	10	37	50	392	12	1412	32	13	138	1041	12	.435	.312
MINNESOTA	.260	162	5557	815	788	1443	2409	286	31	206	4	781	26	39	46	593	26	1342	95	28	105	1147	2	.434	.334
KANSAS CITY	.259	162	5536	702	791	1436	2323	260	24	193	5	660	17	37	45	390	19	1166	91	31	160	1005	15	.420	.311
SEATTLE	.259	162	5551	750	772	1436	2351	281	17	200	5	714	14	35	78	487	31	1267	89	35	131	1084	11	.424	.325
DETROIT	.258	162	5556	735	894	1435	2355	289	35	187	7	699	11	27	52	503	21	1313	65	34	128	1104	12	.424	.324
BOSTON	.258	162	5669	785	668	1461	2305	302	19	168	0	735	9	36	53	571	48	1224	106	31	141	1134	10	.407	.329
CHICAGO	.256	162	5513	706	820	1412	2300	256	37	186	1	670	35	33	76	401	17	1397	71	31	124	1055	8	.417	.314
OAKLAND	.246	162	5464	739	826	1344	2381	305	15	234	6	708	13	40	43	565	15	1491	57	22	129	1075	6	.436	.319
TAMPA BAY	.245	162	5478	694	704	1340	2314	226	32	228	4	671	16	48	55	545	33	1538	88	34	115	1114	11	.422	.317
TEXAS	.244	162	5430	799	816	1326	2334	255	21	237	3	756	27	39	81	544	18	1493	113	44	110	1015	6	.430	.320
LOS ANGELES	.243	162	5415	710	709	1314	2151	251	14	186	4	678	17	46	70	523	30	1198	136	44	141	1033	12	.397	.315
TORONTO	.240	162	5499	693	784	1320	2265	269	5	222	7	661	25	35	51	542	12	1327	53	24	153	1064	9	.412	.312
TOTALS	.256	83034	11337	35601	334	66	272	884	361	1272	1958	129	.324												
	1215	11443		21229	4194	3170	10901	614	7785	19794	458	16307	.429												

CLUB PITCHING

CLUB	W	L	ERA	G	CG	SHO	REL	SV	IP	H	R	ER	HR	HB	BB	IBB	SO	WP	BK	OPP	AVG
CLEVELAND	102	60	3.30	162	7	19	497	37	1440.2	1267	564	529	163	45	406	15	1614	48	1	.236	
BOSTON	93	69	3.70	162	5	11	515	39	1482.1	1384	668	610	195	49	465	18	1580	43	3	.245	
NEW YORK	91	71	3.72	162	2	7	477	36	1448.2	1248	660	599	192	53	504	18	1560	83	4	.228	
TAMPA BAY	80	82	3.97	162	0	9	511	53	1445.0	1324	704	638	193	48	503	37	1352	83	4	.242	
HOUSTON	101	61	4.12	162	1	9	519	45	1446.0	1314	700	662	192	70	522	17	1593	86	4	.240	
LOS ANGELES	80	82	4.20	162	1	10	543	43	1440.2	1373	709	672	224	44	470	25	1312	57	6	.251	
TORONTO	76	86	4.42	162	2	6	578	45	1465.0	1460	784	720	203	48	549	25	1372	53	4	.258	
SEATTLE	78	84	4.46	162	1	9	527	39	1440.1	1399	772	713	237	53	490	28	1244	73	7	.254	
MINNESOTA	85	77	4.59	162	6	11	520	42	1436.0	1487	788	732	224	69	483	37	1166	52	8	.266	
KANSAS CITY	80	82	4.61	162	1	6	538	39	1437.2	1480	791	737	196	52	519	24	1216	48	6	.265	
TEXAS	78	84	4.66	162	2	6	464	29	1434.1	1443	816	742	214	74	559	22	1107	63	7	.261	
OAKLAND	75	87	4.67	162	1	6	525	35	1431.0	1444	826	743	210	61	502	17	1202	84	3	.261	
CHICAGO	67	95	4.78	162	0	3	520	25	1421.2	1384	820	755	242	68	632	36	1193	67	5	.254	
BALTIMORE	75	87	4.97	162	1	10	492	35	1441.0	1505	841	795	242	60	579	21	1233	53	6	.269	
DETROIT	64	98	5.36	162	2	4	510	32	1420.1	1586	894	846	218	61	538	42	1202	53	4	.282	
TOTALS	1225	1205	4.37	1215	32	126	7736	574	21630.2	21098	11337	10493	3145	855	7721	382	19946	946	72	.254	

CLUB FIELDING

CLUB	PCT	G	PO	A	E	TC	DP	TP	PB
CLEVELAND	.987	162	4322	1447	76	5845	167	0	9
MINNESOTA	.987	162	4308	1477	78	5863	143	1	16
KANSAS CITY	.987	162	4313	1525	79	5917	145	0	11
LOS ANGELES	.986	162	4322	1462	80	5864	135	0	10
DETROIT	.985	162	4261	1389	85	5735	146	1	14
TORONTO	.985	162	4395	1570	92	6057	145	0	8
BALTIMORE	.984	162	4323	1609	95	6027	175	2	8
NEW YORK	.984	162	4346	1468	95	5909	102	0	21
HOUSTON	.983	162	4338	1526	99	5963	153	0	16
TAMPA BAY	.983	162	4335	1433	100	5868	129	0	15
SEATTLE	.982	162	4321	1422	103	5846	147	0	15
TEXAS	.982	162	4303	1616	108	6027	173	0	8
BOSTON	.982	162	4447	1390	107	5944	126	1	19
CHICAGO	.981	162	4265	1541	114	5920	157	0	11
OAKLAND	.980	162	4293	1597	121	6011	162	0	16
TOTALS	.984	1215	64892	22472	1432	88796	2205	5	197

2017 LONGEST HITTING STREAKS (9+ GAMES):

Player	G	START	END	AVG	AB	R	H	2B	3B	HR	RBI	SO	BB	SB	OBP	SLG	OPS
Jean Segura	17	4/30	5/18	.387	75	16	29	6	0	2	11	12	7	2	.446	.547	.992
Ben Gamel	16	7/14	7/30	.319	69	13	22	3	2	2	7	19	2	1	.338	.507	.845
Ben Gamel	15	6/9	6/23	.444	63	17	28	7	0	2	8	9	4	2	.478	.651	1.128
Nelson Cruz	15	4/19	5/6	.439	57	11	25	5	0	5	20	11	10	1	.507	.789	1.297
Mitch Haniger	13	4/6	4/19	.380	50	13	19	4	0	4	15	12	8	1	.475	.700	1.175
Nelson Cruz	12	8/8	8/20	.422	45	13	19	5	0	7	16	15	4	0	.471	1.000	1.471
Kyle Seager	11	9/3	9/14	.310	42	11	13	1	0	6	13	5	5	0	.383	.762	1.145
Ben Gamel	10	5/28	6/7	.410	39	7	16	1	1	0	2	12	2	0	.442	.487	.929
Jarrod Dyson	9	8/3	8/13	.412	34	2	14	0	0	0	4	4	1	4	.429	.412	.840
Kyle Seager	9	7/23	8/1	.343	35	5	12	7	0	1	3	5	5	0	.425	.629	1.054



AL Team Rankings

CLUB MISCELLANEOUS

CLUB	CLUB MISCELLANEOUS									DOUBLEHEADERS			ATTENDANCE	
	VS LHS	VS RHS	GRASS	ARTIF	DAY	NIGHT	1-RUN	X-INN	vs.N.L.	W	L	S	HOME	ROAD
BALTIMORE	26-24	49-63	66- 77	9-10	23-26	52-61	21-20	12- 4	8-12	0	0	0	2,028,424	2,386,076
BOSTON	18-19	75-50	80- 64	13- 5	25-23	68-46	22-19	15- 3	16- 4	0	0	0	2,917,678	2,556,657
CHICAGO	20-26	47-69	64- 92	3- 3	25-29	42-66	21-23	5- 5	6-14	0	0	2	1,629,470	2,303,901
CLEVELAND	36-24	66-36	98- 57	4- 3	39-17	63-43	20-15	4- 2	6-14	1	0	0	2,048,138	2,218,344
DETROIT	21-22	43-76	63- 93	1- 5	27-30	37-68	17-23	1- 4	8-12	0	0	1	2,321,599	2,138,026
HOUSTON	21-24	80-37	96- 56	5- 5	33-16	68-45	19-13	4- 4	15- 5	0	1	1	2,403,671	2,186,570
KANSAS CITY	18-23	62-59	75- 80	5- 2	26-27	54-55	25-16	4- 7	9-11	0	0	2	2,220,370	2,276,640
LOS ANGELES	24-24	56-58	76- 79	4- 3	19-23	61-59	27-22	8- 7	11- 9	0	0	0	3,019,583	2,240,721
MINNESOTA	26-23	59-54	82- 74	3- 3	28-33	57-44	15-18	3- 3	13- 7	0	0	2	2,051,279	2,223,833
NEW YORK	24-23	67-48	85- 61	6-10	34-27	57-44	18-26	5- 6	15- 5	0	1	1	3,146,966	2,620,718
OAKLAND	19-26	56-61	74- 80	1- 7	35-27	40-60	21-21	4- 9	7-13	1	0	1	1,475,721	2,357,284
SEATTLE	22-23	56-61	76- 79	2- 5	22-31	56-53	26-15	7- 5	12- 8	0	0	1	2,135,445	2,143,830
TAMPA BAY	19-29	61-53	36- 39	44-43	27-29	53-53	21-24	8- 6	11- 9	0	0	1	1,253,619	2,421,803
TEXAS	22-18	56-66	72- 81	6- 3	20-23	58-61	13-24	5- 5	14- 6	0	0	0	2,507,760	2,162,632
TORONTO	18-24	58-62	30- 41	46-45	31-29	45-57	26-27	5-14	9-11	0	0	0	3,203,886	2,422,909

CLUB RANK BATTING

CLUB	AVG	GI																										
		G	AB	R	OR	H	TB	2B	3B	HR	GS	RBI	SH	SF	HP	BB	IBB	SO	SB	CS	DP	LOB	SHO	SLG	OBP			
BALTIMORE	4	1	2	8	14	2	4	8	14	5	3	8	14	9	11	14	14	12	15	1	10	4	12	5	14	5		
BOSTON	9	1	1	6	3	4	12	4	10	15	15	6	15	11	8	4	1	5	3	7	12	12	9	14	5			
CHICAGO	10	1	9	12	12	10	13	12	1	13	14	13	1	14	3	13	12	11	11	7	5	5	7	12	12			
CLEVELAND	2	1	10	3	1	5	3	2	5	8	5	4	5	5	11	2	4	2	9	4	6	14	3	2	2			
DETROIT	8	1	6	10	15	9	7	5	2	12	1	10	12	15	9	11	9	7	12	10	7	10	12	8	7			
HOUSTON	1	1	3	1	4	1	1	1	9	2	5	1	12	1	4	10	6	1	4	13	11	9	3	1	1			
KANSAS CITY	6	1	8	13	10	7	10	11	6	11	5	15	7	9	14	15	10	3	6	7	15	1	15	11	15			
LOS ANGELES	14	1	15	11	6	15	15	14	13	13	9	11	7	4	4	9	4	4	1	14	12	3	12	15	11			
MINNESOTA	5	1	5	4	9	6	5	6	4	9	9	3	3	7	13	3	7	9	5	6	1	13	1	6	4			
NEW YORK	3	1	4	2	2	3	2	10	7	1	9	2	6	2	6	1	8	10	7	2	4	15	2	3	3			
OAKLAND	11	1	13	9	13	11	6	3	12	4	3	9	11	6	15	5	13	13	13	2	8	7	3	4	9			
SEATTLE	7	1	7	7	7	7	8	7	11	10	5	7	10	12	2	12	3	6	8	12	9	8	10	9	6			
TAMPA BAY	12	1	12	14	5	12	11	15	3	6	9	12	9	3	7	6	2	15	9	10	3	11	10	10	10			
TEXAS	13	1	14	5	11	13	9	13	8	3	13	5	2	7	1	7	11	14	2	14	2	2	3	7	8			
TORONTO	15	1	11	15	8	14	14	8	15	7	1	14	4	12	10	8	14	8	14	5	14	6	8	13	13			

CLUB RANK PITCHING

CLUB	W	L	ERA	G	CG	SHO	REL	SV	IP	H	TBF	R	ER	HR	SH	SF	HB	BB	IBB	SO	WP	BK
BALTIMORE	12	3	14	1	8	4	13	11	6	14	13	14	14	14	7	13	9	14	6	9	5	10
BOSTON	3	13	2	1	3	2	9	6	1	6	11	3	3	5	5	8	5	2	4	3	1	2
CHICAGO	14	2	13	1	14	15	6	15	14	6	8	12	13	14	2	7	12	15	12	13	10	9
CLEVELAND	1	15	1	1	1	1	12	9	7	2	1	1	1	1	5	1	2	1	1	1	2	1
DETROIT	15	1	15	1	4	14	11	13	15	15	14	15	15	10	4	15	10	11	15	11	5	4
HOUSTON	2	14	5	1	8	6	8	2	4	3	5	4	5	2	7	1	14	10	2	2	15	4
KANSAS CITY	6	8	10	1	8	10	3	6	10	12	12	10	10	6	11	11	6	9	8	10	2	10
LOS ANGELES	6	8	6	1	8	4	2	4	7	5	2	6	6	11	13	3	1	3	9	7	8	10
MINNESOTA	5	11	9	1	2	2	6	5	11	13	9	9	9	11	12	10	13	4	13	14	4	15
NEW YORK	4	12	3	1	4	9	14	10	3	1	3	2	2	2	10	4	7	8	4	4	12	4
OAKLAND	12	3	12	1	8	10	5	11	13	10	7	13	12	8	7	11	10	6	2	11	14	2
SEATTLE	9	6	8	1	8	6	4	6	9	8	6	7	7	13	13	14	7	5	11	8	11	13
TAMPA BAY	6	8	4	1	14	6	10	1	5	4	4	5	4	4	15	5	3	7	13	6	12	4
TEXAS	9	6	11	1	4	10	15	14	12	9	10	11	11	9	1	8	15	13	7	15	9	13
TORONTO	11	5	7	1	4	10	1	2	2	11	15	8	8	7	2	5	3	12	9	5	5	4

NOTE: "V.LHS/RHS" IS THE CLUB RECORD IN GAMES STARTED BY LEFT OR RIGHT HANDED PITCHERS, NOT NECESSARILY VERSUS THAT INDIVIDUAL PITCHER

AL Batting Leaders



BATTING AVERAGE

.346	Altuve, J	HOU
.330	Garcia, A	CWS
.318	Hosmer, E	KC
.318	Ramirez, J	CLE
.314	Reddick, J	HOU
.306	Trout, M	LAA
.305	Mauer, J	MIN
.304	Abreu, J	CWS
.303	Gonzalez, M	HOU
.300	Cain, L	KC

HOME RUNS

52	Judge, A	NYN
43	Davis, K	OAK
41	Gallo, J	TEX
<u>39</u>	<u>Cruz, N</u>	<u>SEA</u>
38	Moustakas, M	KC
38	Morrison, L	TB
38	Smoak, J	TOR
38	Encarnacio, E	CLE
35	Upton, J	LAA
34	(02) PLAYERS	TIED

RUNS BATTED IN

<u>119</u>	<u>Cruz, N</u>	<u>SEA</u>
114	Judge, A	NYN
110	Davis, K	OAK
109	Upton, J	LAA
107	Encarnacio, E	CLE
105	Schoop, J	BAL
102	Abreu, J	CWS
102	Betts, M	BOS
101	(03) PLAYERS	TIED

MULTI HIT GAMES

59	Altuve, J	HOU
58	Abreu, J	CWS
54	Andrus, E	TEX
53	Schoop, J	BAL
53	Hosmer, E	KC
52	Ramirez, J	CLE
52	Garcia, A	CWS
51	Dickerson, C	TB
50	Lindor, F	CLE
50	Cabrera, M	KC

RUNS

128	Judge, A	NYN
112	Springer, G	HOU
112	Altuve, J	HOU
107	Ramirez, J	CLE
106	Dozier, B	MIN
101	Betts, M	BOS
100	Andrus, E	TEX
100	Upton, J	LAA
99	Lindor, F	CLE
98	Hosmer, E	KC

HITS

204	Altuve, J	HOU
192	Hosmer, E	KC
191	Andrus, E	TEX
189	Abreu, J	CWS
186	Ramirez, J	CLE
182	Schoop, J	BAL
178	Lindor, F	CLE
177	Cabrera, M	KC
175	Cain, L	KC
171	Garcia, A	CWS

TOTAL BASES

343	Abreu, J	CWS
341	Ramirez, J	CLE
340	Judge, A	NYN
329	Lindor, F	CLE
323	Altuve, J	HOU
313	Schoop, J	BAL
306	Dozier, B	MIN
<u>305</u>	<u>Cruz, N</u>	<u>SEA</u>
303	Andrus, E	TEX
301	(02) PLAYERS	TIED

GRAND SLAMS

3	Machado, M	BAL
3	Upton, J	LAA
<u>2</u>	<u>Motter, T</u>	<u>SEA</u>
2	Goins, R	TOR
2	Semien, M	OAK
2	Pearce, S	TOR
1	(52) PLAYERS	TIED

DOUBLES

56	Ramirez, J	CLE
49	Lowrie, J	OAK
46	Betts, M	BOS
44	Lindor, F	CLE
44	Andrus, E	TEX
44	Upton, J	LAA
43	Gurriel, Y	HOU
43	Abreu, J	CWS
39	Bregman, A	HOU
39	Altuve, J	HOU

TRIPLES

10	Castellano, N	DET
8	Sanchez, Y	CWS
6	Abreu, J	CWS
6	Buxton, B	MIN
6	Ramirez, J	CLE
6	Merrifield, W	KC
6	Bogaerts, X	BOS
6	Mahtook, M	DET
5	(07) PLAYERS	TIED

STOLEN BASES

34	Merrifield, W	KC
33	Maybin, C	HOU
32	Altuve, J	HOU
29	Buxton, B	MIN
29	Deshields, D	TEX
29	Davis, R	BOS
<u>28</u>	<u>Dyson, J</u>	<u>SEA</u>
26	Betts, M	BOS
26	Cain, L	KC
25	Andrus, E	TEX

HITTING STREAKS

19	Merrifield, W	KC
05/13 - 06/04		
19	Altuve, J	HOU
07/02 - 07/28		
17	(05) STREAKS	TIED

WALKS

127	Judge, A	NYN
104	Encarnacio, E	CLE
94	Trout, M	LAA
88	Santana, C	CLE
84	Souza, S	TB
84	Bautista, J	TOR
83	Frazier, T	NYN
81	Morrison, L	TB
78	Dozier, B	MIN
77	(02) PLAYERS	TIED

ON BASE PERCENTAGE

.442	Trout, M	LAA
.422	Judge, A	NYN
.410	Altuve, J	HOU
.385	Hosmer, E	KC
.384	Mauer, J	MIN
.380	Garcia, A	CWS
.377	Encarnacio, E	CLE
.377	Gonzalez, M	HOU
<u>.375</u>	<u>Cruz, N</u>	<u>SEA</u>
.374	Ramirez, J	CLE

SLUGGING PERCENTAGE

.629	Trout, M	LAA
.627	Judge, A	NYN
.583	Ramirez, J	CLE
.552	Abreu, J	CWS
<u>.549</u>	<u>Cruz, N</u>	<u>SEA</u>
.547	Altuve, J	HOU
.540	Upton, J	LAA
.537	Gallo, J	TEX
.531	Sanchez, G	NYN
.530	Gonzalez, M	HOU

EXTRA BASE HITS

91	Ramirez, J	CLE
82	Abreu, J	CWS
81	Lindor, F	CLE
79	Judge, A	NYN
79	Upton, J	LAA
72	Betts, M	BOS
72	Castellano, N	DET
72	Davis, K	OAK
68	(03) PLAYERS	TIED

OUTFIELD ASSISTS

13	Garcia, A	CWS
12	Gardner, B	NYN
12	Cabrera, M	KC
<u>11</u>	<u>Dyson, J</u>	<u>SEA</u>
11	Benintendi, A	BOS
10	Calhoun, K	LAA
10	Bautista, J	TOR
9	Upton, J	LAA
9	Garcia, L	CWS
9	Deshields, D	TEX

HOME BATTING AVG

.344	Reddick, J	HOU
.333	Garcia, A	CWS
.332	Rosario, E	MIN
.314	Ramirez, J	CLE
<u>.313</u>	<u>Segura, J</u>	<u>SEA</u>
.312	Judge, A	NYN
.312	Trout, M	LAA
.311	Cain, L	KC
.311	Altuve, J	HOU
.310	Hosmer, E	KC

ROAD BATTING AVG.

.381	Altuve, J	HOU
.327	Garcia, A	CWS
.326	Hosmer, E	KC
.326	Gonzalez, M	HOU
.322	Ramirez, J	CLE
.321	Gregorius, D	NYN
.313	Abreu, J	CWS
.312	Gurriel, Y	HOU
.309	Mauer, J	MIN
.304	Mancini, T	BAL

RISP BATTING AVG

.361	Jones, A	BAL
.360	Gonzalez, M	HOU
.357	Abreu, J	CWS
.355	Betts, M	BOS
.351	Benintendi, A	BOS
.346	Reddick, J	HOU
<u>.340</u>	<u>Cruz, N</u>	<u>SEA</u>
.340	Mancini, T	BAL
.338	Schoop, J	BAL
.336	Upton, J	LAA

DAY BATTING AVG

.364	Hosmer, E	KC
.358	Altuve, J	HOU
.349	Ramirez, J	CLE
.318	Cain, L	KC
.316	Mauer, J	MIN
.310	Healy, R	OAK
.303	Springer, G	HOU
<u>.301</u>	<u>Cano, R</u>	<u>SEA</u>
.301	Castellano, N	DET
.298	Schoop, J	BAL

NIGHT BATTING AVG

.349	Garcia, A	CWS
.341	Altuve, J	HOU
.330	Reddick, J	HOU
.314	Bregman, A	HOU
.314	Abreu, J	CWS
.313	Trout, M	LAA
.311	Gonzalez, M	HOU
<u>.307</u>	<u>Segura, J</u>	<u>SEA</u>
.303	Beckham, T	BAL
.303	Ramirez, J	CLE

VS RIGHTY AVG

.344	Altuve, J	HOU
.335	Hosmer, E	KC
.322	Gonzalez, M	HOU
.317	Gurriel, Y	HOU
.314	Reddick, J	HOU
.313	Trout, M	LAA
.312	Ramirez, J	CLE
<u>.312</u>	<u>Cano, R</u>	<u>SEA</u>
.306	Cain, L	KC
<u>.306</u>	<u>Cruz, N</u>	<u>SEA</u>

VS LEFTY AVG.

.424	Garcia, A	CWS
.362	Morales, K	TOR
.356	Abreu, J	CWS
.353	Altuve, J	HOU
.344	Upton, J	LAA
.336	Pillar, K	TOR
.331	Dozier, B	MIN
.331	Bregman, A	HOU
.331	Smoak, J	TOR
.329	Ramirez, J	CLE



AL Batting Leaders

CAUGHT STEALING

10	Andrus, E	TEX
9	Sanchez, Y	CWS
8	Merrifield, W	KC
8	Rosario, E	MIN
8	Deshields, D	TEX
8	Segura, J	SEA
8	Maybin, C	HOU
7	(06) PLAYERS	TIED

SACRIFICE BUNTS

13	Deshields, D	TEX
8	Engel, A	CWS
8	Maldonado, M	LAA
7	Polanco, J	MIN
7	Sanchez, Y	CWS
7	Escobar, A	KC
5	(07) PLAYERS	TIED

SACRIFICE FLIES

12	Reddick, J	HOU
12	Longoria, E	TB
9	Machado, M	BAL
8	Benintendi, A	BOS
8	Simmons, A	LAA
8	Rosario, E	MIN
8	Valencia, D	SEA
7	(09) PLAYERS	TIED

STRIKEOUTS

208	Judge, A	NY
196	Gallo, J	TEX
195	Davis, K	OAK
195	Davis, C	BAL
180	Upton, J	LAA
179	Souza, S	TB
173	Sano, M	MIN
170	Bautista, J	TOR
167	Beckham, T	BAL
165	Davidson, M	CWS

GROUNDING INTO DP

26	Pujols, A	LAA
23	Perez, S	KC
22	Morales, K	TOR
21	Abreu, J	CWS
20	Simmons, A	LAA
20	Schoop, J	BAL
20	Hosmer, E	KC
20	Davis, K	OAK
20	Cain, L	KC
19	(02) PLAYERS	TIED

INTENTIONAL WALKS

15	Trout, M	LAA
11	Judge, A	NY
9	Betts, M	BOS
8	Morrison, L	TB
8	Cano, R	SEA
8	Ramirez, H	BOS
7	Benintendi, A	BOS
7	Moustakas, M	KC
7	Cruz, N	SEA
6	(11) PLAYERS	TIED

HIT BY PITCH

19	Gomez, C	TEX
18	Maldonado, M	LAA
15	Abreu, J	CWS
14	Gordon, A	KC
14	Frazier, T	NY
12	Cruz, N	SEA
11	Heredia, G	SEA
11	Schoop, J	BAL
11	Springer, G	HOU
10	(03) PLAYERS	TIED

AT BATS

651	Lindor, F	CLE
643	Andrus, E	TEX
630	Machado, M	BAL
628	Betts, M	BOS
622	Schoop, J	BAL
621	Abreu, J	CWS
620	Cabrera, M	KC
617	Dozier, B	MIN
614	Castellano, N	DET
613	Longoria, E	TB

HARDEST TO FAN (PLATE APP. PER SO)

9.7	Simmons, A	LAA
9.3	Ramirez, Y	CLE
9.1	Gurriel, Y	HOU
9.0	Betts, M	BOS
9.0	Cabrera, M	KC
8.1	Gregorius, D	NY
7.9	Altuve, J	HOU
7.8	Lindor, F	CLE
7.6	Cano, R	SEA
7.5	Reddick, J	HOU

RBI RATIO (AT BATS PER RBI)

4.7	Cruz, N	SEA
4.8	Judge, A	NY
5.1	Gonzalez, M	HOU
5.1	Upton, J	LAA
5.1	Davis, K	OAK
5.2	Encarnacio, E	CLE
5.2	Sanchez, G	NY
5.5	Mazara, N	TEX
5.6	Trout, M	LAA
5.6	Gallo, J	TEX

HOME RUN RATIO (AT BATS PER HOME RUN)

10.4	Judge, A	NY
11.0	Gallo, J	TEX
12.2	Trout, M	LAA
13.2	Davis, K	OAK
13.5	Morrison, L	TB
14.3	Cruz, N	SEA
14.3	Sanchez, G	NY
14.6	Encarnacio, E	CLE
14.6	Moustakas, M	KC
14.7	Smoak, J	TOR

HARDEST TO DOUBLE UP (AT BATS PER GIDP)

462.0	Buxton, B	MIN
149.7	Gallo, J	TEX
148.5	Gardner, B	NY
102.2	Kepler-Roz, M	MIN
96.3	Seager, K	SEA
76.3	Gregorius, D	NY
69.8	Betts, M	BOS
69.7	Polanco, J	MIN
68.0	Gordon, A	KC
65.1	Davis, C	BAL

* Has not hit into GIDP

GAMES PLAYED

162	Odor, R	TEX
162	Hosmer, E	KC
162	Escobar, A	KC
160	Schoop, J	BAL
159	Lindor, F	CLE
158	Simmons, A	LAA
158	Andrus, E	TEX
158	Smoak, J	TOR
157	(03) PLAYERS	TIED

American League DH/PH Statistics

Designated Hitters

CLUB	AVG	AB	R	H	TB	2B	3B	HR	RBI	SH	SF	HP	BB	IBB	SO	SB	CS	GI DP	SLG	OBP
SEATTLE	.289	560	94	162	308	29	0	39	116	1	7	13	67	7	144	1	2	15	.550	.374
CLEVELAND	.276	551	103	152	284	24	3	34	112	0	5	5	104	5	125	2	0	14	.515	.392
DETROIT	.261	593	59	155	231	26	1	16	64	0	3	5	47	4	109	3	1	21	.390	.319
TAMPA BAY	.249	603	73	150	260	33	1	25	73	1	2	7	48	2	183	5	2	8	.431	.311
TORONTO	.248	588	78	146	262	26	0	30	88	0	4	3	56	2	147	3	1	17	.446	.315
OAKLAND	.247	580	67	143	246	29	1	24	85	0	3	6	47	0	175	3	1	18	.424	.308
BOSTON	.244	586	71	143	244	26	0	25	71	0	1	8	66	8	138	3	4	16	.416	.328
TEXAS	.242	570	74	138	206	23	0	15	79	4	6	2	73	0	153	6	3	17	.361	.327
LOS ANGELES	.239	603	57	144	234	18	0	24	102	0	5	3	42	5	97	9	1	25	.388	.289
MINNESOTA	.238	575	83	137	221	29	2	17	74	1	3	4	75	4	160	3	0	12	.384	.329
NEW YORK	.236	576	85	136	248	28	0	28	95	1	6	8	74	1	179	5	3	17	.431	.328
CHICAGO	.227	563	63	128	222	26	1	22	75	2	4	8	42	0	181	1	3	12	.394	.288
BALTIMORE	.226	583	77	132	221	20	0	23	74	0	1	4	48	1	160	1	1	17	.379	.289
HOUSTON	.224	589	82	132	226	35	1	19	71	0	5	5	46	3	125	2	1	11	.384	.284
KANSAS CITY	.205	546	67	112	221	22	0	29	65	0	3	1	53	2	170	5	0	15	.405	.275
TOTALS	.243	8666	1133	2110	3634	394	10	370	1244	10	58	82	888	44	2246	52	23	235	.419	.318

Pinch Hitters

CLUB	AVG	AB	R	H	TB	2B	3B	HR	RBI	SH	SF	HP	BB	IBB	SO	SB	CS	GI DP	SLG	OBP
DETROIT	.287	94	10	27	34	7	0	0	7	0	0	1	8	1	34	2	0	2	.362	.350
LOS ANGELES	.253	99	9	25	33	5	0	1	19	0	1	0	8	0	27	5	0	3	.333	.306
BOSTON	.244	82	10	20	29	3	0	2	14	0	0	2	9	1	26	0	0	2	.354	.333
TAMPA BAY	.229	105	9	24	35	5	0	2	14	0	0	2	15	1	38	2	0	3	.333	.336
OAKLAND	.220	109	10	24	32	5	0	1	9	0	0	0	14	1	35	0	0	4	.294	.309
MINNESOTA	.207	87	8	18	30	3	0	3	10	1	0	1	15	3	26	0	0	1	.345	.330
TORONTO	.204	108	12	22	31	4	1	1	8	0	0	2	14	0	38	2	0	3	.287	.306
HOUSTON	.203	64	4	13	20	1	0	2	12	0	3	1	4	0	20	0	1	3	.313	.250
CHICAGO	.200	80	6	16	26	2	1	2	7	0	0	0	6	2	28	1	1	3	.325	.256
NEW YORK	.189	95	15	18	33	1	1	4	14	1	1	2	13	0	22	1	0	1	.347	.297
BALTIMORE	.188	85	5	16	22	3	0	1	5	0	1	0	8	1	37	1	0	0	.259	.255
SEATTLE	.179	78	7	14	17	1	1	0	11	0	1	1	11	1	29	1	0	1	.218	.286
TEXAS	.175	57	7	10	20	3	2	1	5	0	1	1	7	0	19	2	0	3	.351	.273
CLEVELAND	.157	83	7	13	25	4	1	2	11	1	0	1	8	2	29	2	0	0	.301	.239
KANSAS CITY	.140	43	2	6	7	1	0	0	3	0	0	0	5	0	19	0	0	0	.163	.229
TOTALS	.210	1269	121	266	394	48	7	22	149	3	8	14	145	13	427	19	2	29	.310	.296

AL Pitching Leaders



EARNED RUN AVERAGE

2.25	Kluber, C	CLE
2.90	Sale, C	BOS
2.98	Severino, L	NYN
3.09	Stroman, M	TOR
3.28	Santana, E	MIN
3.29	Carrasco, C	CLE
3.32	Pomeranz, D	BOS
3.36	Verlander, J	HOU
3.40	Cashner, A	TEX
3.55	Gray, S	NYN

SAVES

47	Colome, A	TB
39	Osuna, R	TOR
35	Kimbrel, C	BOS
34	Diaz, E	SEA
34	Giles, K	HOU
30	Allen, C	CLE
28	Kintzler, B	MIN
26	Herrera, K	KC
22	Chapman, A	NYN
19	Norris, B	LAA

GAMES

79	Shaw, B	CLE
79	Moylan, P	KC
77	Jennings, D	TB
73	Tepera, R	TOR
72	Coulombe, D	OAK
71	Greene, S	DET
71	Parker, B	LAA
70	(04) PLAYERS	TIED

WINNING PERCENTAGE

.867	Peacock, B	HOU	(13-02)
.818	Kluber, C	CLE	(18-04)
.750	Carrasco, C	CLE	(18-06)
.739	Pomeranz, D	BOS	(17-06)
.737	Keuchel, D	HOU	(14-05)
.737	Sabathia, C	NYN	(14-05)
.706	Paxton, J	SEA	(12-05)
.700	Severino, L	NYN	(14-06)
.680	Sale, C	BOS	(17-08)
.667	(03) PLAYERS	TIED	

HOME EARNED RUN AVERAGE

1.81	Kluber, C	CLE
2.45	Verlander, J	HOU
2.46	Cobb, A	TB
2.63	Stroman, M	TOR
2.72	Cashner, A	TEX
3.16	Sale, C	BOS
3.22	Tanaka, M	NYN
3.26	Archer, C	TB
3.34	Morton, C	HOU
3.43	Montgomery, J	NYN

DAY EARNED RUN AVERAGE

1.85	Sale, C	BOS
1.89	Kluber, C	CLE
2.49	Santana, E	MIN
2.61	Porcello, R	BOS
2.64	Gray, S	NYN
2.87	Carrasco, C	CLE
3.04	Rodriguez, E	BOS
3.16	Cobb, A	TB
3.42	Fulmer, M	DET
3.48	Pomeranz, D	BOS

WINS

18	Kluber, C	CLE
18	Vargas, J	KC
18	Carrasco, C	CLE
17	Bauer, T	CLE
17	Sale, C	BOS
17	Pomeranz, D	BOS
16	Santana, E	MIN
15	Verlander, J	HOU
14	(05) PLAYERS	TIED

GAMES STARTED

34	Gausman, K	BAL
34	Archer, C	TB
33	Stroman, M	TOR
33	Porcello, R	BOS
33	Estrada, M	TOR
33	Verlander, J	HOU
33	Nolasco, R	LAA
33	Santana, E	MIN
32	(07) PLAYERS	TIED

INNINGS PITCHED

214.1	Sale, C	BOS
211.1	Santana, E	MIN
206.0	Verlander, J	HOU
203.2	Kluber, C	CLE
203.1	Porcello, R	BOS
201.0	Stroman, M	TOR
201.0	Archer, C	TB
200.0	Carrasco, C	CLE
193.1	Severino, L	NYN
186.2	Gausman, K	BAL

SHUTOUTS

3	Kluber, C	CLE
3	Santana, E	MIN
1	Tanaka, M	NYN
1	Mengden, D	OAK
1	Bundy, D	BAL
1	Boyd, M	DET
1	Johnson, B	BOS
1	Griffin, A	TEX
1	Vargas, J	KC
1	Nolasco, R	LAA

ROAD EARNED RUN AVERAGE

2.24	Severino, L	NYN
2.65	Carrasco, C	CLE
2.71	Santana, E	MIN
2.71	Sale, C	BOS
2.83	Kluber, C	CLE
3.19	Pomeranz, D	BOS
3.67	Porcello, R	BOS
3.72	Stroman, M	TOR
4.06	Duffy, D	KC
4.07	Cashner, A	TEX

NIGHT EARNED RUN AVERAGE

2.37	Severino, L	NYN
2.41	Kluber, C	CLE
2.59	Stroman, M	TOR
3.15	Verlander, J	HOU
3.24	Pomeranz, D	BOS
3.34	Sale, C	BOS
3.54	Cashner, A	TEX
3.55	Bundy, D	BAL
3.57	Carrasco, C	CLE
3.76	Santana, E	MIN

WINNING STREAKS

9	Bauer, T	CLE
07/21 - 09/10		
9	Keuchel, D	HOU
04/03 - 06/02		
8	Pomeranz, D	BOS
06/27 - 08/28		
7 (07) STREAKS	TIED	

COMPLETE GAMES

5	Kluber, C	CLE
5	Santana, E	MIN
2	Stroman, M	TOR
2	Porcello, R	BOS
1 (18) PLAYERS	TIED	

STRIKEOUTS

308	Sale, C	BOS
265	Kluber, C	CLE
249	Archer, C	TB
230	Severino, L	NYN
226	Carrasco, C	CLE
219	Verlander, J	HOU
196	Bauer, T	CLE
194	Tanaka, M	NYN
181	Porcello, R	BOS
179	Gausman, K	BAL

OPPONENTS BATTING AVERAGE AGAINST

.193	Kluber, C	CLE
.208	Sale, C	BOS
.208	Severino, L	NYN
.221	Verlander, J	HOU
.225	Santana, E	MIN
.226	Gray, S	NYN
.235	Carrasco, C	CLE
.240	Bundy, D	BAL
.243	Fulmer, M	DET
.246	Archer, C	TB

ALL-TIME SAFECO FIELD HOME RUN LEADERS

Raul Ibanez	83
Bret Boone	62
Nelson Cruz	62
Kyle Seager	59
Adrian Beltre	56
Richie Sexson	55
Edgar Martinez	54
Ichiro Suzuki	54
Robinson Canó	52
John Olerud	42
Mike Zunino	42
Alex Rodriguez	40
Jose Lopez	38
Franklin Gutierrez	35
Mike Cameron	30
Ken Griffey Jr.	29
Justin Smoak	28



AL Pitching Leaders

HITS ALLOWED

236	Porcello,R	BOS
221	Perez,M	TEX
209	Hammel,J	KC
208	Gausman,K	BAL
205	Nolasco,R	LAA
204	Zimmermann,J	DET
201	Stroman,M	TOR
193	Archer,C	TB
186	Estrada,M	TOR
182	Gibson,K	MIN

LOSSES

17	Porcello,R	BOS
15	Miley,W	BAL
15	Nolasco,R	LAA
14	Holland,D	CWS
13	Biagini,J	TOR
13	Zimmermann,J	DET
13	Kennedy,I	KC
13	Gonzalez,M	TEX
13	Hammel,J	KC
12	(07) PLAYERS	TIED

HOME RUNS ALLOWED

38	Porcello,R	BOS
37	Miranda,A	SEA
35	Tanaka,M	NYN
35	Nolasco,R	LAA
34	Kennedy,I	KC
33	Jimenez,U	BAL
32	Fiers,M	HOU
31	Holland,D	CWS
31	Estrada,M	TOR
31	Santana,E	MIN

FEWEST WALKS PER 9 INNINGS

1.6	Kluber,C	CLE
1.8	Sale,C	BOS
2.1	Tanaka,M	NYN
2.1	Carrasco,C	CLE
2.1	Porcello,R	BOS
2.2	Fulmer,M	DET
2.2	Cobb,A	TB
2.4	Severino,L	NYN
2.4	Hammel,J	KC
2.6	Santana,E	MIN

WILD PITCHES

15	Archer,C	TB
15	Paxton,J	SEA
12	Santana,E	MIN
11	Fiers,M	HOU
11	Gray,S	NYN
11	Tillman,C	BAL
11	Clippard,T	HOU
10	Gossett,D	OAK
10	Cashner,A	TEX
10	Carrasco,C	CLE

HIT BATSMEN

13	Berrios,J	MIN
13	Fiers,M	HOU
13	Morton,C	HOU
11	McCullers,L	HOU
11	Betances,D	NYN
11	Hamels,C	TEX
10	Manaea,S	OAK
10	Pelfrey,M	CWS
10	Carrasco,C	CLE
9	(03) PLAYERS	TIED

EARNED RUNS

108	Zimmermann,J	DET
108	Jimenez,U	BAL
106	Hammel,J	KC
105	Porcello,R	BOS
103	Estrada,M	TOR
99	Perez,M	TEX
99	Nolasco,R	LAA
98	Miley,W	BAL
97	Gausman,K	BAL
94	Tanaka,M	NYN

STRIKEOUTS PER 9 INNINGS

12.9	Sale,C	BOS
11.7	Kluber,C	CLE
11.1	Archer,C	TB
10.7	Severino,L	NYN
10.2	Carrasco,C	CLE
10.0	Bauer,T	CLE
9.8	Tanaka,M	NYN
9.6	Verlander,J	HOU
9.0	Pomeranz,D	BOS
8.6	Gausman,K	BAL

BALKS

3	Claudio,A	TEX
2	Fulmer,C	CWS
2	Cotton,J	OAK
2	Mejia,A	MIN
2	Skaggs,T	LAA
2	Gaviglio,S	KC
2	Andriese,M	TB
2	Duffy,D	KC
1	(55) PLAYERS	TIED

WALKS

93	Miley,W	BAL
75	Holland,D	CWS
72	Verlander,J	HOU
71	Gausman,K	BAL
71	Estrada,M	TOR
69	Pomeranz,D	BOS
64	Cashner,A	TEX
63	Miranda,A	SEA
63	Perez,M	TEX
62	(03) PLAYERS	TIED

RUNS ALLOWED

125	Porcello,R	BOS
111	Zimmermann,J	DET
109	Hammel,J	KC
109	Jimenez,U	BAL
108	Perez,M	TEX
106	Holland,D	CWS
104	Miley,W	BAL
104	Estrada,M	TOR
102	Nolasco,R	LAA
101	Archer,C	TB

GAMES FINISHED

58	Osuna,R	TOR
55	Allen,C	CLE
55	Giles,K	HOU
53	Colome,A	TB
52	Diaz,E	SEA
51	Kimbrel,C	BOS
48	Herrera,K	KC
42	Chapman,A	NYN
41	Kintzler,B	MIN
38	Claudio,A	TEX

American League Starting/Relief Pitching Statistics

Starting Pitching

CLUB	W	L	PCT	ERA	G	GS	CG	SHO	IP	H	TBF	R	ER	HR	SH	SF	HB	BB	IBB	SO	WP	BK	OPP AVG
CLEVELAND	81	38	.681	3.52	162	162	7	3	951.1	858	3871	389	372	115	6	17	30	257	6	1066	26	1	.241
NEW YORK	62	47	.569	3.98	162	162	2	1	910.1	846	3830	446	403	141	9	15	26	279	4	907	37	2	.242
HOUSTON	71	39	.645	4.03	162	162	1	0	899.2	829	3792	428	403	115	13	8	51	309	2	931	40	2	.243
BOSTON	64	54	.542	4.06	162	162	5	1	951.1	942	4042	470	429	136	8	26	32	286	6	1001	19	2	.255
TAMPA BAY	52	51	.505	4.08	162	162	0	0	899.1	842	3792	453	408	135	11	18	25	301	6	841	42	3	.245
LOS ANGELES	44	58	.431	4.38	162	162	1	1	871.2	860	3692	448	424	151	15	15	32	302	6	711	29	4	.259
TORONTO	47	60	.439	4.57	162	162	2	0	868.1	921	3799	483	441	121	4	25	20	337	7	736	21	4	.270
TEXAS	56	59	.487	4.66	162	162	2	1	918.1	904	3922	512	476	144	9	19	46	332	4	640	39	2	.257
SEATTLE	47	53	.470	4.70	162	162	1	0	870.2	874	3704	485	455	158	12	32	29	279	5	697	43	3	.261
MINNESOTA	61	57	.517	4.73	162	162	6	3	869.2	918	3773	491	457	141	13	18	40	296	8	684	25	6	.270
OAKLAND	52	61	.460	4.74	162	162	1	1	877.2	915	3788	522	462	129	12	26	29	298	3	675	52	2	.268
KANSAS CITY	52	58	.473	4.89	162	162	1	1	867.1	926	3750	494	471	136	12	28	35	273	8	713	26	6	.272
CHICAGO	38	75	.336	5.09	162	162	0	0	873.1	889	3851	545	494	165	8	20	35	391	13	682	35	4	.262
DETROIT	47	70	.402	5.20	162	162	2	1	891.2	998	3922	544	515	129	14	35	34	299	15	737	18	2	.282
BALTIMORE	45	69	.395	5.70	162	162	1	1	846.0	936	3754	557	536	159	5	25	29	352	2	728	27	2	.280
TOTALS	819		.491		1215		32		13366.2	57282		6746		151		493		95		479	45		.260

Relief Pitching

CLUB	W	L	PCT	ERA	G	RG	SV	IP	H	TBF	R	ER	HR	SH	SF	HB	BB	IBB	SO	WP	BK	OPP AVG
CLEVELAND	21	22	.488	2.89	162	155	37	489.1	409	1995	175	157	48	10	3	15	149	9	548	22	0	.225
BOSTON	29	15	.659	3.15	162	157	39	531.0	442	2175	198	186	59	8	14	17	179	12	579	24	1	.226
NEW YORK	29	24	.547	3.34	162	160	36	538.1	402	2248	214	200	51	9	16	27	225	14	653	46	2	.204
TAMPA BAY	28	31	.475	3.83	162	162	53	545.2	482	2307	251	232	58	15	20	23	202	31	511	41	1	.235
LOS ANGELES	36	24	.600	3.92	162	161	43	569.0	513	2338	261	248	73	9	15	12	168	19	601	28	2	.240
BALTIMORE	30	18	.625	3.93	162	161	35	595.0	569	2539	284	260	83	12	23	31	227	19	505	26	4	.253
SEATTLE	31	31	.500	4.08	162	161	39	569.2	525	2428	287	258	79	12	28	24	211	23	547	30	4	.244
TORONTO	29	26	.527	4.21	162	160	45	596.2	539	2517	301	279	82	10	13	28	212	18	636	32	0	.239
KANSAS CITY	28	24	.538	4.24	162	161	39	570.1	554	2468	297	269	60	9	18	17	246	16	503	22	0	.254
HOUSTON	30	22	.577	4.27	162	161	45	546.1	485	2319	272	259	77	4	12	19	213	15	662	46	2	.234
CHICAGO	29	20	.592	4.28	162	162	25	548.1	495	2349	275	261	77	6	19	33	241	23	511	32	1	.242
MINNESOTA	24	20	.545	4.40	162	156	42	566.1	569	2432	297	277	83	10	24	29	187	29	482	27	2	.261
OAKLAND	23	26	.469	4.57	162	161	35	553.1	529	2379	304	281	81	5	20	32	204	14	527	32	1	.250
TEXAS	22	25	.468	4.76	162	160	29	516.0	539	2289	304	273	70	2	21	28	227	18	467	24	5	.268
DETROIT	17	28	.378	5.63	162	160	32	528.2	588	2376	350	331	89	1	27	27	239	27	465	35	2	.282
TOTALS	406	356	.533	4.11		2398	574	8264.0	7640	35159	4070	37711	1070	122	273	362	3130	287	8197	467	27	.244

NL Team Statistics



CLUB BATTING

CLUB	AVG	G	AB	R	OR	H	TB	2B	3B	HR	GS	RBI	SH	SF	HP	BB	IBB	SO	SB	CS	GI DP	LOB	SHO	SLG	OBP
COLORADO	.273	162	5534	824	757	1510	2455	293	38	192	4	793	62	41	44	519	46	1408	59	34	143	1088	11	.444	.338
MIAMI	.267	162	5602	778	822	1497	2412	271	31	194	2	743	50	41	67	486	48	1282	91	30	119	1130	8	.431	.331
WASHINGTON	.266	162	5553	819	672	1477	2495	311	31	215	7	796	43	45	31	542	56	1327	108	30	116	1101	7	.449	.332
ATLANTA	.263	162	5584	732	821	1467	2303	289	26	165	4	706	59	32	66	474	57	1184	77	31	137	1127	10	.412	.326
ST. LOUIS	.256	162	5470	761	705	1402	2330	284	28	196	4	728	47	44	65	593	36	1348	80	32	139	1118	6	.426	.334
CHICAGO	.255	162	5496	822	695	1402	2403	274	29	223	6	785	48	32	82	622	54	1401	62	31	134	1147	10	.437	.338
ARIZONA	.254	162	5525	812	659	1405	2457	314	39	220	6	776	39	27	54	578	44	1456	103	30	106	1118	6	.445	.329
CINCINNATI	.253	162	5484	753	869	1390	2372	249	38	219	8	715	50	42	72	565	41	1329	120	39	116	1135	8	.433	.329
NEW YORK	.250	162	5510	735	863	1379	2393	286	28	224	4	713	36	37	57	529	31	1291	58	23	118	1099	7	.434	.320
PHILADELPHIA	.250	162	5535	690	782	1382	2263	287	36	174	5	654	21	36	47	494	25	1417	59	25	128	1079	10	.409	.315
MILWAUKEE	.249	162	5467	732	697	1363	2346	267	22	224	5	695	42	26	53	547	34	1571	128	41	116	1088	8	.429	.322
LOS ANGELES	.249	162	5408	770	580	1347	2362	312	20	221	8	730	31	38	64	649	41	1380	77	28	119	1146	8	.437	.334
SAN FRANCISCO	.249	162	5551	639	776	1382	2112	290	28	128	1	612	31	52	36	467	37	1204	76	34	136	1093	11	.380	.309
PITTSBURGH	.244	162	5458	668	731	1331	2105	249	36	151	2	635	42	28	88	519	39	1213	67	36	120	1129	10	.386	.318
SAN DIEGO	.234	162	5356	604	816	1251	2107	227	31	189	1	576	52	33	53	460	20	1499	89	33	99	1037	12	.393	.299
TOTALS	.254		82533	11245		34915		461		67		653			879	609		1254		1846		132		.325	
		1215	11139			20985		4203		2935		10657		554		8044		20310		477		16635		.423	

CLUB PITCHING

CLUB	W	L	ERA	G	CG	SHO	REL	SV	IP	H	R	ER	HR	HB	BB	IBB	SO	WP	BK	OPP AVG
LOS ANGELES	104	58	3.38	162	2	16	536	51	1444.2	1226	580	543	184	40	442	33	1549	40	10	.228
ARIZONA	93	69	3.66	162	2	11	513	43	1441.0	1309	659	586	171	38	516	45	1482	82	5	.240
WASHINGTON	97	65	3.88	162	3	5	487	46	1446.2	1300	672	623	189	60	495	39	1457	44	5	.239
CHICAGO	92	70	3.95	162	2	8	531	38	1447.1	1294	695	636	194	66	554	29	1439	73	4	.238
MILWAUKEE	86	76	4.00	162	1	12	550	54	1445.2	1381	697	642	185	64	553	45	1346	50	2	.252
ST. LOUIS	83	79	4.01	162	3	12	546	43	1450.1	1393	705	646	183	67	493	50	1351	38	0	.253
PITTSBURGH	75	87	4.22	162	2	12	502	36	1440.2	1464	731	676	182	58	511	32	1262	58	2	.264
SAN FRANCISCO	64	98	4.50	162	3	5	502	32	1452.0	1515	776	726	182	50	496	42	1234	55	3	.268
COLORADO	87	75	4.51	162	1	9	549	47	1437.2	1453	757	721	190	50	532	20	1270	69	10	.264
PHILADELPHIA	66	96	4.55	162	1	7	506	33	1441.0	1471	782	729	221	63	527	39	1309	50	11	.265
SAN DIEGO	71	91	4.67	162	2	12	517	45	1430.2	1417	816	742	226	75	554	28	1325	73	11	.259
ATLANTA	72	90	4.72	162	0	6	530	36	1441.1	1463	821	756	192	70	584	39	1258	58	5	.263
MIAMI	77	85	4.82	162	1	7	580	34	1442.2	1450	822	772	193	75	627	59	1202	57	3	.263
NEW YORK	70	92	5.01	162	2	5	568	34	1434.2	1538	863	799	220	55	593	51	1374	55	5	.273
CINCINNATI	68	94	5.17	162	2	8	504	33	1430.0	1442	869	821	248	77	631	37	1300	62	7	.263
TOTALS	1205	1225	4.34	1215	27	135	7921	605	21626.1	21116	11245	10418	2960	908	8108	588	20158	864	83	.256

CLUB FIELDING

CLUB	PCT	G	PO	A	E	TC	DP	TP	PB
MIAMI	.988	162	4328	1554	73	5955	156	0	12
COLORADO	.987	162	4313	1730	77	6120	168	0	18
CINCINNATI	.986	162	4290	1623	81	5994	132	1	9
PHILADELPHIA	.986	162	4323	1497	82	5902	145	1	17
SAN FRANCISCO	.985	162	4356	1522	87	5965	127	0	6
WASHINGTON	.985	162	4340	1434	86	5860	139	0	10
LOS ANGELES	.985	162	4334	1367	88	5789	131	0	19
ST. LOUIS	.984	162	4351	1594	94	6039	164	0	7
CHICAGO	.984	162	4342	1656	95	6093	139	0	13
NEW YORK	.984	162	4304	1456	92	5852	125	0	7
ATLANTA	.984	162	4324	1578	97	5999	137	0	20
PITTSBURGH	.984	162	4322	1662	99	6083	156	0	15
ARIZONA	.982	162	4323	1604	108	6035	140	0	12
SAN DIEGO	.981	162	4292	1623	113	6028	177	0	8
MILWAUKEE	.981	162	4337	1624	115	6076	164	0	11
TOTALS	.985	1215	64879	23524	1387	89790	2200	2	184



NL Team Statistics

CLUB MISCELLANEOUS

CLUB	VS LHS	VS RHS	GRASS	ARTIF	DAY	NIGHT	1-RUN	X-INN	vs. A.L.	DOUBLEHEADERS			ATTENDANCE	
										W	L	S	HOME	ROAD
ARIZONA	25-17	68-52	93- 69	0- 0	28-21	65-48	29-23	9- 3	12- 8	0	0	0	2,134,375	2,587,065
ATLANTA	15-15	57-75	70- 90	2- 0	22-27	50-63	19-24	6- 8	9-11	1	0	1	2,505,252	2,309,180
CHICAGO	21-14	71-56	91- 69	1- 1	37-36	55-34	26-17	7- 3	12- 8	0	0	0	3,199,562	2,791,299
CINCINNATI	9-29	59-65	67- 89	1- 5	25-36	43-58	13-22	3- 7	5-15	0	0	0	1,836,917	2,599,638
COLORADO	28-20	59-55	87- 75	0- 0	35-23	52-52	21-14	2- 3	10-10	0	0	0	2,953,650	2,476,640
LOS ANGELES	33-15	71-43	104- 58	0- 0	30-14	74-44	25-19	8- 4	16- 4	0	0	0	3,765,856	2,719,921
MIAMI	13-21	64-64	76- 84	1- 1	23-25	54-60	18-22	6- 5	9-11	1	0	0	1,651,997	2,332,863
MILWAUKEE	17-17	69-59	82- 75	4- 1	32-29	54-47	25-22	5-11	11- 9	0	0	0	2,558,722	2,473,001
NEW YORK	15-23	55-69	70- 92	0- 0	14-33	56-59	21-24	3- 8	7-13	0	0	1	2,460,622	2,460,154
PHILADELPHIA	24-21	42-75	66- 96	0- 0	26-30	40-66	21-36	7-10	5-15	0	2	0	1,905,354	2,506,150
PITTSBURGH	17-24	58-63	74- 85	1- 2	28-22	47-65	20-24	8- 9	10-10	0	0	0	1,919,447	2,643,274
SAN DIEGO	19-27	52-64	71- 91	0- 0	19-31	52-60	19-19	4- 7	8-12	0	0	0	2,138,491	2,605,120
SAN FRANCISCO	18-30	46-68	64- 98	0- 0	22-35	42-63	23-24	12- 7	8-12	0	0	0	3,303,652	2,541,497
ST. LOUIS	19-16	64-63	83- 79	0- 0	26-27	57-52	24-29	5- 9	8-12	0	0	0	3,447,937	2,537,288
WASHINGTON	22-15	75-50	97- 65	0- 0	27-29	70-36	30-21	7- 4	10-10	0	0	0	2,524,980	2,427,389

CLUB RANK BATTING

CLUB	AVG	GI																							
		G	AB	R	OR	H	TB	2B	3B	HR	GS	RBI	SH	SF	HP	BB	IBB	SO	SB	CS	DP	LOB	SHO	SLG	OBP
ARIZONA	7	1	7	4	2	5	2	1	1	5	4	4	11	14	9	4	6	13	4	4	2	8	1	2	7
ATLANTA	4	1	2	10	12	4	11	6	13	13	8	10	2	11	5	13	1	1	8	7	13	10	9	11	9
CHICAGO	6	1	9	2	4	6	5	10	9	3	4	3	6	11	2	2	3	10	12	7	11	15	9	4	1
CINCINNATI	8	1	10	8	15	8	7	13	2	6	1	8	4	4	3	5	7	7	2	14	3	13	5	7	8
COLORADO	1	1	6	1	8	1	3	4	2	10	8	2	1	5	13	9	5	11	13	11	15	3	13	3	2
LOS ANGELES	12	1	14	6	1	13	8	2	15	4	1	6	13	7	7	1	7	9	8	3	7	14	5	5	3
MIAMI	2	1	1	5	13	2	4	11	6	9	12	5	4	5	4	12	4	4	5	4	7	12	5	8	6
MILWAUKEE	11	1	12	10	5	12	9	12	14	1	6	11	9	15	10	6	12	15	1	15	3	3	5	9	10
NEW YORK	9	1	8	9	14	11	6	8	10	1	8	9	12	8	8	8	13	5	15	1	6	6	3	6	11
PHILADELPHIA	10	1	5	12	10	9	12	7	4	12	6	12	15	9	12	11	14	12	13	2	10	2	9	12	13
PITTSBURGH	14	1	13	13	7	14	15	13	4	14	12	13	9	13	1	9	9	3	11	13	9	11	9	14	12
SAN DIEGO	15	1	15	15	11	15	14	15	6	11	14	15	3	10	10	15	15	14	6	10	1	1	15	13	15
SAN FRANCISCO	13	1	4	14	9	9	13	5	10	15	14	14	13	1	14	14	10	2	10	11	12	5	13	15	14
ST. LOUIS	5	1	11	7	6	6	10	9	10	8	8	7	7	3	6	3	11	8	7	9	14	8	1	10	4
WASHINGTON	3	1	3	3	3	3	1	3	6	7	3	1	8	2	15	7	2	6	3	4	3	7	3	1	5

CLUB RANK PITCHING

CLUB	W	L	ERA	G	CG	SHO	REL	SV	IP	H	TBF	R	ER	HR	SH	SF	HB	BB	IBB	SO	WP	BK
ARIZONA	3	13	2	1	4	6	10	6	9	4	3	2	2	1	4	8	1	6	11	2	15	7
ATLANTA	10	6	12	1	15	12	8	9	8	11	13	12	12	9	13	7	12	12	7	13	9	7
CHICAGO	4	12	4	1	4	8	7	8	3	2	4	4	4	11	1	2	10	10	3	4	13	6
CINCINNATI	13	3	15	1	4	8	12	13	15	8	11	15	15	15	12	14	15	15	6	10	11	11
COLORADO	5	11	9	1	11	7	4	3	12	10	8	8	8	8	9	11	3	8	1	11	12	12
LOS ANGELES	1	15	1	1	4	1	6	2	6	1	1	1	1	5	6	1	2	1	5	1	2	12
MIAMI	8	8	13	1	11	10	1	11	7	9	14	13	13	10	15	10	13	14	15	15	8	4
MILWAUKEE	6	10	5	1	11	2	3	1	5	5	6	5	5	6	6	2	9	9	11	7	4	2
NEW YORK	12	4	14	1	4	13	2	11	13	15	15	14	14	12	9	15	5	13	14	5	6	7
PHILADELPHIA	14	2	10	1	11	10	11	13	9	13	10	10	10	13	5	13	8	7	7	9	4	14
PITTSBURGH	9	7	7	1	4	2	13	9	11	12	9	7	7	2	13	2	6	5	4	12	9	2
SAN DIEGO	11	5	11	1	4	2	9	5	14	7	7	11	11	14	2	6	13	10	2	8	13	14
SAN FRANCISCO	15	1	8	1	1	13	13	15	1	14	12	9	9	2	11	9	3	4	10	14	6	4
ST. LOUIS	7	9	6	1	1	2	5	6	2	6	5	6	6	4	8	12	11	2	13	6	1	1
WASHINGTON	2	14	3	1	1	13	15	4	4	3	2	3	3	7	3	5	7	3	7	3	3	7

NOTE: "V.LHS/RHS" IS THE CLUB RECORD IN GAMES STARTED BY LEFT OR RIGHT HANDED PITCHERS, NOT NECESSARILY VERSUS THAT INDIVIDUAL PITCHER.

NL Batting Leaders



BATTING AVERAGE

.331	Blackmon, C	COL
.322	Murphy, D	WSH
.322	Turner, J	LA
.320	Votto, J	CIN
.320	Posey, B	SF
.312	Ozuna, M	MIA
.310	LeMahieu, D	COL
.309	Arenado, N	COL
.308	Gordon, D	MIA
.307	Freeman, F	ATL

HOME RUNS

59	Stanton, G	MIA
39	Bellinger, C	LA
37	Arenado, N	COL
37	Ozuna, M	MIA
37	Blackmon, C	COL
36	Goldschmid, P	ARI
36	Zimmerman, R	WSH
36	Votto, J	CIN
32	Rizzo, A	CHI
31	(03) PLAYERS	TIED

RUNS BATTED IN

132	Stanton, G	MIA
130	Arenado, N	COL
124	Ozuna, M	MIA
120	Goldschmid, P	ARI
109	Rizzo, A	CHI
108	Zimmerman, R	WSH
105	Lamb, J	ARI
104	Blackmon, C	COL
101	Shaw, T	MIL
100	(02) PLAYERS	TIED

MULTI HIT GAMES

68	Blackmon, C	COL
60	Ozuna, M	MIA
59	Gordon, D	MIA
57	Inciarte, E	ATL
52	Arenado, N	COL
52	LeMahieu, D	COL
51	Votto, J	CIN
50	Yelich, C	MIA
49	Murphy, D	WSH
48	Stanton, G	MIA

RUNS

137	Blackmon, C	COL
123	Stanton, G	MIA
117	Goldschmid, P	ARI
114	Gordon, D	MIA
111	Bryant, K	CHI
106	Votto, J	CIN
100	Yelich, C	MIA
100	Arenado, N	COL
99	Rizzo, A	CHI
95	(03) PLAYERS	TIED

HITS

213	Blackmon, C	COL
201	Gordon, D	MIA
201	Inciarte, E	ATL
191	Ozuna, M	MIA
189	LeMahieu, D	COL
187	Arenado, N	COL
179	Votto, J	CIN
172	Murphy, D	WSH
170	Yelich, C	MIA
168	Stanton, G	MIA

TOTAL BASES

387	Blackmon, C	COL
377	Stanton, G	MIA
355	Arenado, N	COL
336	Ozuna, M	MIA
323	Votto, J	CIN
314	Goldschmid, P	ARI
300	Zimmerman, R	WSH
295	Bryant, K	CHI
290	Rizzo, A	CHI
290	Murphy, D	WSH

GRAND SLAMS

4	Gennett, S	CIN
3	Taylor, C	LA
2	Franco, M	PHI
2	Martinez, J	ARI
2	Granderson, C	LA
1	(54) PLAYERS	TIED

DOUBLES

43	Arenado, N	COL
43	Murphy, D	WSH
42	Herrera, O	PHI
41	Rendon, A	WSH
39	Markakis, N	ATL
38	Bryant, K	CHI
37	Duvall, A	CIN
37	Drury, B	ARI
36	Yelich, C	MIA
35	(02) PLAYERS	TIED

TRIPLES

14	Blackmon, C	COL
11	Hamilton, B	CIN
9	Gordon, D	MIA
9	Fowler, D	STL
7	Margot, M	SD
7	Arenado, N	COL
7	Cozart, Z	CIN
7	Reyes, J	NY
6	(06) PLAYERS	TIED

STOLEN BASES

60	Gordon, D	MIA
59	Hamilton, B	CIN
46	Turner, T	WSH
25	Pham, T	STL
24	Reyes, J	NY
23	Peraza, J	CIN
23	Villar, J	MIL
22	Inciarte, E	ATL
21	Broxton, K	MIL
21	Marte, S	PIT

HITTING STREAKS

21	Herrera, O	PHI
07/28 - 09/08		
19	Harper, B	WSH
07/01 - 07/27		
17	Gordon, D	MIA
08/27 - 09/14		
17	Votto, J	CIN
07/26 - 08/12		
16	(04) STREAKS	TIED

WALKS

134	Votto, J	CIN
109	Carpenter, M	STL
95	Bryant, K	CHI
94	Goldschmid, P	ARI
91	Rizzo, A	CHI
87	Lamb, J	ARI
85	Stanton, G	MIA
84	Suarez, E	CIN
84	Rendon, A	WSH
80	Yelich, C	MIA

ON BASE PERCENTAGE

.454	Votto, J	CIN
.415	Turner, J	LA
.411	Pham, T	STL
.409	Bryant, K	CHI
.404	Goldschmid, P	ARI
.403	Rendon, A	WSH
.403	Freeman, F	ATL
.400	Posey, B	SF
.399	Blackmon, C	COL
.392	Rizzo, A	CHI

SLUGGING PERCENTAGE

.631	Stanton, G	MIA
.601	Blackmon, C	COL
.586	Freeman, F	ATL
.586	Arenado, N	COL
.581	Bellinger, C	LA
.578	Votto, J	CIN
.573	Zimmerman, R	WSH
.563	Goldschmid, P	ARI
.548	Ozuna, M	MIA
.548	Cozart, Z	CIN

EXTRA BASE HITS

91	Stanton, G	MIA
87	Arenado, N	COL
86	Blackmon, C	COL
73	Goldschmid, P	ARI
71	Duvall, A	CIN
71	Bryant, K	CHI
71	Votto, J	CIN
69	(04) PLAYERS	TIED

OUTFIELD ASSISTS

15	Duvall, A	CIN
13	Hamilton, B	CIN
10	Ozuna, M	MIA
9	Stanton, G	MIA
9	Renfro, H	SD
9	Parra, G	COL
9	McCutchen, A	PIT
8	(04) PLAYERS	TIED

HOME BATTING AVG

.391	Blackmon, C	COL
.345	Zimmerman, R	WSH
.345	Posey, B	SF
.344	Ozuna, M	MIA
.336	Arenado, N	COL
.332	Gordon, D	MIA
.328	Votto, J	CIN
.327	LeMahieu, D	COL
.327	Cozart, Z	CIN
.326	Inciarte, E	ATL

ROAD BATTING AVG.

.341	Murphy, D	WSH
.340	Pham, T	STL
.336	Taylor, C	LA
.331	Bryant, K	CHI
.320	Panik, J	SF
.319	Turner, J	LA
.317	Realmutto, J	MIA
.313	Votto, J	CIN
.308	Cabrera, A	NY
.304	Markakis, N	ATL

RISP BATTING AVG

.409	Murphy, D	WSH
.385	Arenado, N	COL
.383	Blackmon, C	COL
.375	Rendon, A	WSH
.371	Votto, J	CIN
.365	Goldschmid, P	ARI
.361	Seager, C	LA
.356	Ozuna, M	MIA
.346	Freeman, F	ATL
.345	Span, D	SF

DAY BATTING AVG

.364	Blackmon, C	COL
.359	Turner, J	LA
.348	Freeman, F	ATL
.341	Votto, J	CIN
.332	Murphy, D	WSH
.326	Hernandez, C	PHI
.321	Ozuna, M	MIA
.320	Goldschmid, P	ARI
.318	Arenado, N	COL
.315	Inciarte, E	ATL

NIGHT BATTING AVG

.324	Posey, B	SF
.319	Pham, T	STL
.317	Murphy, D	WSH
.313	Taylor, C	LA
.312	LeMahieu, D	COL
.311	Blackmon, C	COL
.311	Peralta, D	ARI
.309	Turner, J	LA
.308	Votto, J	CIN
.307	Ozuna, M	MIA

VS RIGHTY AVG

.332	Murphy, D	WSH
.331	Votto, J	CIN
.329	Blackmon, C	COL
.318	Freeman, F	ATL
.314	Gordon, D	MIA
.313	Ozuna, M	MIA
.310	Pham, T	STL
.307	Inciarte, E	ATL
.304	Posey, B	SF
.302	Peralta, D	ARI

VS LEFTY AVG.

.420	Arenado, N	COL
.392	Cabrera, A	NY
.380	Turner, J	LA
.362	LeMahieu, D	COL
.360	Posey, B	SF
.337	Cozart, Z	CIN
.337	Rendon, A	WSH
.336	McCutchen, A	PIT
.333	Blackmon, C	COL
.331	Zimmerman, R	WSH



NL Batting Leaders

CAUGHT STEALING

16	Gordon, D	MIA
13	Hamilton, B	CIN
10	Blackmon, C	COL
9	Inciarte, E	ATL
8	Turner, T	WSH
8	Peraza, J	CIN
8	Villar, J	MIL
8	Phillips, B	ATL
7	(06) PLAYERS	TIED

SACRIFICE BUNTS

14	Davies, Z	MIL
12	Cole, G	PIT
12	Teheran, J	ATL
9	Godley, Z	ARI
9	Nova, I	PIT
8	Marquez, G	COL
8	Straily, D	MIA
8	Corbin, P	ARI
8	Urena, J	MIA
8	Richard, C	SD

SACRIFICE FLIES

11	Duvall, A	CIN
9	Crawford, B	SF
9	Parra, G	COL
9	Molina, Y	STL
8	Panik, J	SF
7	Gyorko, J	STL
7	Myers, W	SD
7	Turner, J	LA
6	(08) PLAYERS	TIED

STRIKEOUTS

191	Story, T	COL
180	Myers, W	SD
178	Santana, D	MIL
175	Broxton, K	MIL
175	Reynolds, M	COL
170	Duvall, A	CIN
163	Stanton, G	MIA
163	Thames, E	MIL
152	Lamb, J	ARI
150	Schwarber, K	CHI

GROUNDING INTO DP

25	Kemp, M	ATL
24	LeMahieu, D	COL
21	Puig, Y	LA
21	Franco, M	PHI
21	Joseph, T	PHI
21	Arenado, N	COL
21	Rizzo, A	CHI
20	Shaw, T	MIL
19	Cabrera, A	NY
19	Phillips, B	ATL

INTENTIONAL WALKS

20	Votto, J	CIN
15	Baez, J	CHI
15	Goldschmid, P	ARI
14	Murphy, D	WSH
14	Freeman, F	ATL
13	Bellinger, C	LA
13	Lamb, J	ARI
13	Stanton, G	MIA
13	Posey, B	SF
13	Mercer, J	PIT

HIT BY PITCH

24	Rizzo, A	CHI
23	Harrison, J	PIT
20	Flowers, T	ATL
19	Turner, J	LA
18	Dietrich, D	MIA
15	Bryant, K	CHI
15	Freese, D	PIT
14	Schebler, S	CIN
13	Suzuki, K	ATL
12	(02) PLAYERS	TIED

AT BATS

662	Inciarte, E	ATL
653	Gordon, D	MIA
644	Blackmon, C	COL
613	Ozuna, M	MIA
609	LeMahieu, D	COL
608	Galvis, F	PHI
606	Arenado, N	COL
602	Yelich, C	MIA
597	Stanton, G	MIA
593	Markakis, N	ATL

HARDEST TO FAN

(PLATE APP. PER SO)

10.6	Panik, J	SF
9.7	Turner, J	LA
8.6	Posey, B	SF
8.5	Votto, J	CIN
8.4	Solarte, Y	SD
7.9	Span, D	SF
7.7	Murphy, D	WSH
7.7	Rizzo, A	CHI
7.6	Inciarte, E	ATL
7.6	LeMahieu, D	COL

RBI RATIO

(AT BATS PER RBI)

4.5	Stanton, G	MIA
4.7	Goldschmid, P	ARI
4.7	Arenado, N	COL
4.9	Zimmerman, R	WSH
4.9	Ozuna, M	MIA
4.9	Bellinger, C	LA
5.1	Rendon, A	WSH
5.1	Lamb, J	ARI
5.2	Rizzo, A	CHI
5.3	Shaw, T	MIL

HOME RUN RATIO

(AT BATS PER HOME RUN)

10.1	Stanton, G	MIA
12.3	Bellinger, C	LA
14.6	Zimmerman, R	WSH
15.1	Thames, E	MIL
15.5	Goldschmid, P	ARI
15.5	Votto, J	CIN
15.7	Freeman, F	ATL
15.8	Schebler, S	CIN
16.4	Arenado, N	COL
16.6	Ozuna, M	MIA

HARDEST TO DOUBLE UP

(AT BATS PER GIDP)

257.0	Taylor, C	LA
167.0	Reyes, J	NY
161.0	Blackmon, C	COL
116.4	Hamilton, B	CIN
99.4	Carpenter, M	STL
97.2	Harrison, J	PIT
96.0	Bellinger, C	LA
93.3	Gordon, D	MIA
89.8	Granderson, C	LA
87.6	Cozart, Z	CIN

* Has not hit into GIDP

GAMES PLAYED

162	Galvis, F	PHI
162	Votto, J	CIN
160	Markakis, N	ATL
159	Bell, J	PIT
159	Arenado, N	COL
159	Ozuna, M	MIA
159	Stanton, G	MIA
159	Blackmon, C	COL
158	Gordon, D	MIA
157	(03) PLAYERS	TIED

National League Pinch-Hitting Statistics

Pinch Hitters

CLUB	AVG	AB	R	H	TB	2B	3B	HR	RBI	SH	SF	HP	BB	IBB	SO	SB	CS	GI DP	SLG	OBP
ST. LOUIS	.300	247	37	74	104	11	2	5	30	2	4	5	33	3	67	1	2	6	.421	.388
MIAMI	.262	248	21	65	94	11	0	6	33	3	2	6	12	1	66	2	0	2	.379	.310
PHILADELPHIA	.255	208	23	53	82	17	0	4	26	0	4	3	21	0	51	0	0	4	.394	.326
LOS ANGELES	.243	301	40	73	116	17	1	8	39	0	0	2	39	1	83	3	2	7	.385	.333
CHICAGO	.238	248	36	59	86	10	1	5	41	0	3	8	34	2	71	4	1	8	.347	.345
NEW YORK	.237	215	29	51	79	8	1	6	30	1	1	3	25	1	62	3	0	5	.367	.324
ATLANTA	.231	242	29	56	100	10	2	10	54	6	1	3	16	1	67	6	0	6	.413	.286
MILWAUKEE	.220	254	25	56	94	12	1	8	30	0	0	3	25	1	88	2	0	10	.370	.298
ARIZONA	.215	205	36	44	72	7	0	7	34	2	4	7	33	3	78	1	0	5	.351	.337
WASHINGTON	.213	216	23	46	69	8	0	5	28	1	3	0	21	2	65	1	0	3	.319	.279
COLORADO	.206	228	32	47	81	14	1	6	32	5	3	2	20	0	86	2	1	8	.355	.273
SAN FRANCISCO	.205	263	32	54	84	11	2	5	30	4	7	3	16	0	95	4	0	8	.319	.253
CINCINNATI	.201	219	17	44	78	9	2	7	31	3	1	2	15	0	71	1	1	6	.356	.257
PITTSBURGH	.199	241	22	48	74	6	1	6	25	1	0	4	29	1	61	1	2	11	.307	.296
SAN DIEGO	.165	218	21	36	59	5	0	6	23	0	1	2	17	1	76	2	3	5	.271	.231
TOTALS	.227	3553	423	806	1272	156	14	94	486	28	34	53	356	17	1087	33	12	94	.358	.304

NL Pitching Leaders



EARNED RUN AVERAGE

2.31	Kershaw, C	LA
2.51	Scherzer, M	WSH
2.52	Strasburg, S	WSH
2.89	Ray, R	ARI
2.96	Gonzalez, G	WSH
3.20	Greinke, Z	ARI
3.43	Lynn, L	STL
3.49	Nelson, J	MIL
3.53	Arrieta, J	CHI
3.53	Degrom, J	NY

SAVES

41	Holland, G	COL
41	Jansen, K	LA
39	Knebel, C	MIL
39	Rodney, F	ARI
32	Davis, W	CHI
28	Iglesias, R	CIN
27	Ramos, A	NY
26	Neris, H	PHI
22	Johnson, J	ATL
21	(03) PLAYERS	TIED

GAMES

76	Knebel, C	MIL
76	Nicasio, J	STL
75	Bowman, M	STL
75	Blevins, J	NY
74	Neris, H	PHI
73	Barnes, J	MIL
73	Edwards, C	CHI
73	Rivero, F	PIT
73	Cecil, B	STL
72	Hand, B	SD

WINNING PERCENTAGE

.842	Wood, A	LA	(16-03)
.818	Kershaw, C	LA	(18-04)
.789	Strasburg, S	WSH	(15-04)
.750	Ray, R	ARI	(15-05)
.750	Anderson, C	MIL	(12-04)
.727	Scherzer, M	WSH	(16-06)
.708	Greinke, Z	ARI	(17-07)
.706	Wainwright, A	STL	(12-05)
.684	Maeda, K	LA	(13-06)
.667	(03) PLAYERS	TIED	

HOME EARNED RUN AVERAGE

1.79	Chacin, J	SD
2.58	Kershaw, C	LA
2.75	Strasburg, S	WSH
2.76	Gonzalez, G	WSH
2.87	Greinke, Z	ARI
2.95	Lynn, L	STL
2.98	Nola, A	PHI
3.14	Nelson, J	MIL
3.15	Corbin, P	ARI
3.21	Urena, J	MIA

DAY EARNED RUN AVERAGE

1.83	Kershaw, C	LA
2.06	Strasburg, S	WSH
2.32	Nelson, J	MIL
2.40	Urena, J	MIA
2.47	Gonzalez, G	WSH
2.50	Kuhl, C	PIT
2.87	Corbin, P	ARI
2.93	Anderson, C	MIL
2.95	Williams, T	PIT
3.16	Wacha, M	STL

WINS

18	Kershaw, C	LA
17	Davies, Z	MIL
17	Greinke, Z	ARI
16	Wood, A	LA
16	Scherzer, M	WSH
15	Degrom, J	NY
15	Ray, R	ARI
15	Strasburg, S	WSH
15	Gonzalez, G	WSH
14	(03) PLAYERS	TIED

GAMES STARTED

33	Davies, Z	MIL
33	Straily, D	MIA
33	Cole, G	PIT
33	Lynn, L	STL
32	(09) PLAYERS	TIED

INNINGS PITCHED

207.2	Samardzija, J	SF
205.0	Martinez, C	STL
203.0	Cole, G	PIT
202.1	Greinke, Z	ARI
201.1	Degrom, J	NY
201.0	Gonzalez, G	WSH
200.2	Scherzer, M	WSH
197.1	Richard, C	SD
191.1	Davies, Z	MIL
190.0	Dickey, R	ATL

SHUTOUTS

2	Martinez, C	STL
1	(11) PLAYERS	TIED

ROAD EARNED RUN AVERAGE

1.82	Scherzer, M	WSH
1.86	Ray, R	ARI
2.03	Kershaw, C	LA
2.04	Davies, Z	MIL
2.26	Strasburg, S	WSH
2.92	Walker, T	ARI
3.12	Gonzalez, G	WSH
3.14	Teheran, J	ATL
3.65	Greinke, Z	ARI
3.70	Degrom, J	NY

NIGHT EARNED RUN AVERAGE

2.48	Kershaw, C	LA
2.52	Ray, R	ARI
2.58	Wood, A	LA
2.72	Scherzer, M	WSH
2.93	Greinke, Z	ARI
3.17	Gonzalez, G	WSH
3.28	Arrieta, J	CHI
3.47	Lynn, L	STL
3.56	Walker, T	ARI
3.58	Degrom, J	NY

WINNING STREAKS

12	Kershaw, C	LA
05/06 - 09/01		
11	Wood, A	LA
04/15 - 07/15		
8	Degrom, J	NY
06/12 - 07/24		
7	Weaver, L	STL
08/02 - 09/20		
6	(07) STREAKS	TIED

COMPLETE GAMES

2	Martinez, C	STL
2	Richard, C	SD
2	Scherzer, M	WSH
2	Nova, I	PIT
1	(19) PLAYERS	TIED

STRIKEOUTS

268	Scherzer, M	WSH
239	Degrom, J	NY
218	Ray, R	ARI
217	Martinez, C	STL
215	Greinke, Z	ARI
205	Samardzija, J	SF
204	Strasburg, S	WSH
202	Kershaw, C	LA
199	Nelson, J	MIL
196	Cole, G	PIT

OPPONENTS BATTING AVERAGE AGAINST

.178	Scherzer, M	WSH
.199	Ray, R	ARI
.204	Strasburg, S	WSH
.212	Kershaw, C	LA
.216	Gonzalez, G	WSH
.223	Lynn, L	STL
.230	Greinke, Z	ARI
.232	Martinez, C	STL
.235	Chacin, J	SD
.235	Arrieta, J	CHI



NL Pitching Leaders

HITS ALLOWED

240	Richard,C	SD
208	Corbin,P	ARI
204	Davies,Z	MIL
204	Samardzija,J	SF
203	Nova,I	PIT
200	Moore,M	SF
199	Cole,G	PIT
193	Dickey,R	ATL
186	Teheran,J	ATL
182	Perdomo,L	SD

LOSSES

15	Moore,M	SF
15	Samardzija,J	SF
15	Chatwood,T	COL
15	Richard,C	SD
14	Nova,I	PIT
13	Foltynewic,M	ATL
13	Corbin,P	ARI
13	Teheran,J	ATL
12	(04) PLAYERS	TIED

HOME RUNS ALLOWED

36	Lackey,J	CHI
31	Straily,D	MIA
31	Cole,G	PIT
31	Teheran,J	ATL
30	Samardzija,J	SF
29	Adleman,T	CIN
29	Nova,I	PIT
28	Degrom,J	NY
27	(03) PLAYERS	TIED

FEWEST WALKS PER 9 INNINGS

1.4	Samardzija,J	SF
1.5	Kershaw,C	LA
1.7	Nova,I	PIT
2.0	Greinke,Z	ARI
2.4	Blach,T	SF
2.4	Strasburg,S	WSH
2.4	Cole,G	PIT
2.5	Nelson,J	MIL
2.5	Scherzer,M	WSH
2.6	Davies,Z	MIL

WILD PITCHES

14	Cahill,T	SD
14	Arrieta,J	CHI
13	Godley,Z	ARI
13	Dickey,R	ATL
12	Lorenzen,M	CIN
12	Chatwood,T	COL
12	Greinke,Z	ARI
11	Perdomo,L	SD
11	Pivetta,N	PHI
11	Lackey,J	CHI

HIT BATSMEN

14	Urena,J	MIA
14	Chacin,J	SD
12	Lackey,J	CHI
11	Scherzer,M	WSH
10	Foltynewic,M	ATL
10	Storen,D	CIN
10	Lynn,L	STL
10	Arrieta,J	CHI
10	Dickey,R	ATL
9	(05) PLAYERS	TIED

EARNED RUNS

107	Moore,M	SF
105	Richard,C	SD
102	Samardzija,J	SF
96	Cole,G	PIT
94	Roark,T	WSH
94	Teheran,J	ATL
90	Dickey,R	ATL
89	Pivetta,N	PHI
87	(03) PLAYERS	TIED

STRIKEOUTS PER 9 INNINGS

12.1	Ray,R	ARI
12.0	Scherzer,M	WSH
10.7	Degrom,J	NY
10.5	Strasburg,S	WSH
10.4	Kershaw,C	LA
10.2	Nelson,J	MIL
9.9	Nola,A	PHI
9.6	Greinke,Z	ARI
9.5	Martinez,C	STL
9.0	Lester,J	CHI

BALKS

3	Torres,J	SD
3	Garcia,J	ATL
2	(12) PLAYERS	TIED

WALKS

79	Gonzalez,G	WSH
78	Lynn,L	STL
77	Chatwood,T	COL
72	Kuhl,C	PIT
72	Teheran,J	ATL
72	Chacin,J	SD
71	Ray,R	ARI
71	Martinez,C	STL
67	(03) PLAYERS	TIED

RUNS ALLOWED

116	Moore,M	SF
114	Richard,C	SD
107	Samardzija,J	SF
105	Roark,T	WSH
103	Teheran,J	ATL
101	Lester,J	CHI
99	Dickey,R	ATL
98	Cole,G	PIT
97	Perdomo,L	SD
97	Corbin,P	ARI

GAMES FINISHED

58	Holland,G	COL
57	Iglesias,R	CIN
57	Jansen,K	LA
56	Neris,H	PHI
56	Davis,W	CHI
55	Ramos,A	NY
53	Rodney,F	ARI
48	Knebel,C	MIL
40	Rivero,F	PIT
38	(02) PLAYERS	TIED

National League Starting/Relief Pitching Statistics

Starting Pitching

CLUB	W	L	PCT	ERA	G	GS	CG	SHO	IP	H	TBF	R	ER	HR	SH	SF	HB	BB	IBB	SO	WP	BK	OPP	AVG
LOS ANGELES	72	39	.649	3.39	162	162	2	0	885.0	763	3626	360	333	114	30	14	28	259	14	912	23	5	.232	
ARIZONA	66	51	.564	3.61	162	162	2	1	941.1	855	3947	423	378	111	25	24	25	327	22	988	53	2	.241	
WASHINGTON	72	47	.605	3.63	162	162	3	1	973.0	838	4040	428	392	126	28	16	37	330	23	1012	22	1	.231	
CHICAGO	64	47	.577	4.05	162	162	2	1	888.1	834	3749	443	400	125	17	24	43	290	15	819	34	1	.247	
MILWAUKEE	59	40	.596	4.10	162	162	1	0	873.0	869	3707	432	398	116	29	16	36	282	12	731	18	1	.260	
ST. LOUIS	61	50	.550	4.13	162	162	3	3	919.1	900	3903	462	422	119	27	19	36	312	21	821	20	0	.257	
PITTSBURGH	48	59	.449	4.47	162	162	2	1	894.2	944	3853	476	444	116	37	17	33	297	19	767	34	1	.272	
SAN FRANCISCO	42	73	.365	4.58	162	162	3	2	958.2	1029	4122	520	488	134	33	24	26	276	16	776	23	1	.274	
COLORADO	63	56	.529	4.59	162	162	1	1	887.0	923	3814	472	452	126	40	28	31	319	11	721	27	9	.272	
ATLANTA	46	72	.390	4.80	162	162	0	0	914.1	970	4024	532	488	124	45	19	42	359	20	757	34	5	.273	
PHILADELPHIA	43	62	.410	4.80	162	162	1	0	890.1	936	3849	509	475	150	20	35	43	306	11	760	28	7	.272	
SAN DIEGO	45	62	.421	4.83	162	162	2	1	879.1	922	3841	519	472	125	25	20	47	350	18	744	51	5	.271	
MIAMI	47	55	.461	5.12	162	162	1	1	830.2	848	3650	502	473	125	36	23	46	356	29	643	25	2	.266	
NEW YORK	49	64	.434	5.14	162	162	2	0	865.2	961	3836	539	494	134	30	27	33	324	24	782	31	3	.281	
CINCINNATI	44	73	.376	5.55	162	162	2	1	820.0	869	3627	537	506	159	40	28	41	352	16	709	28	2	.275	
TOTALS	821		.491		1215		27		13420.2		57588		6615		1904	462	547		271		451			.261
		850		4.44		2430		13		13461		7154				334		4739		1942		45		

Relief Pitching

CLUB	W	L	PCT	ERA	G	RG	SV	IP	H	TBF	R	ER	HR	SH	SF	HB	BB	IBB	SO	WP	BK	OPP	AVG
LOS ANGELES	32	19	.627	3.38	162	160	51	559.2	463	2299	220	210	70	9	8	12	183	19	637	17	5	.222	
ARIZONA	27	18	.600	3.78	162	160	43	499.2	454	2125	236	210	60	11	13	13	189	23	494	29	3	.239	
CHICAGO	28	23	.549	3.80	162	160	38	559.0	460	2359	252	236	69	11	5	23	264	14	620	39	3	.224	
ST. LOUIS	22	29	.431	3.81	162	159	43	531.0	493	2250	243	225	64	13	26	31	181	29	530	18	0	.247	
MILWAUKEE	27	36	.429	3.83	162	161	54	572.2	512	2457	265	244	69	10	13	28	271	33	615	32	1	.240	
PITTSBURGH	27	28	.491	3.84	162	160	36	546.0	520	2355	255	233	66	16	12	25	214	13	495	24	1	.249	
PHILADELPHIA	23	34	.404	4.18	162	161	33	550.2	535	2386	273	256	71	17	12	20	221	28	549	22	4	.253	
SAN FRANCISCO	22	25	.468	4.34	162	159	32	493.1	486	2165	256	238	48	18	15	24	220	26	458	32	2	.257	
MIAMI	30	30	.500	4.40	162	161	34	612.0	602	2668	320	299	68	23	20	29	271	30	559	32	1	.259	
COLORADO	24	19	.558	4.40	162	161	47	550.2	530	2363	285	269	64	9	16	19	213	9	549	42	1	.252	
WASHINGTON	25	18	.581	4.41	162	159	46	473.2	462	2028	244	232	63	7	15	23	165	16	445	22	4	.254	
SAN DIEGO	26	29	.473	4.49	162	160	45	551.1	495	2328	297	275	101	7	15	28	204	10	581	22	6	.239	
ATLANTA	26	18	.591	4.58	162	162	36	527.0	493	2282	289	268	68	8	17	28	225	19	501	24	0	.246	
CINCINNATI	24	21	.533	4.65	162	160	33	610.0	573	2659	332	315	89	12	21	36	279	21	591	34	5	.248	
NEW YORK	21	28	.429	4.82	162	160	34	569.0	577	2542	324	305	86	19	26	22	269	27	592	24	2	.262	
TOTALS	384	375	.506	4.18		2403	605	8205.2	7655	35266	4091	3815	1056	190	234	361	3369	317	8216	413	38	.246	

Major League Attendance



AMERICAN LEAGUE

CLUB	HOME				SEASON HIGH		ROAD		
	TOTAL	AVERAGE	DATES	GAMES	TOTAL	DATE	TOTAL	AVERAGE	DATES
TORONTO	3,203,886	39,554	81	(81)	48,456	4/11	2,422,909	29,912	81
NEW YORK	3,146,966	39,835	79	(81)	47,883	5/14	2,620,718	32,355	81
LOS ANGELES	3,019,583	37,279	81	(81)	44,807	6/29	2,240,721	27,663	81
BOSTON	2,917,678	36,021	81	(81)	37,570	7/14	2,556,657	31,564	81
TEXAS	2,507,760	30,960	81	(81)	48,350	4/03	2,162,632	26,699	81
HOUSTON	2,403,671	29,675	81	(81)	41,950	8/05	2,186,570	27,678	79
DETROIT	2,321,599	28,662	81	(81)	45,013	4/07	2,138,026	26,725	80
KANSAS CITY	2,220,370	27,755	80	(81)	40,019	4/10	2,276,640	28,458	80
SEATTLE	2,135,445	26,364	81	(81)	46,197	7/22	2,143,830	26,798	80
MINNESOTA	2,051,279	25,641	80	(81)	39,615	4/03	2,223,833	27,798	80
CLEVELAND	2,048,138	25,286	81	(81)	35,002	4/11	2,218,344	27,729	80
BALTIMORE	2,028,424	25,042	81	(81)	45,667	4/03	2,386,076	29,458	81
CHICAGO	1,629,470	20,626	79	(81)	39,422	7/27	2,303,901	28,443	81
OAKLAND	1,475,721	18,447	80	(81)	40,019	7/03	2,357,284	29,466	80
TAMPA BAY	1,253,619	15,670	80	(81)	31,042	4/02	2,421,803	29,899	81
TOTALS	34,363,609	28,470	1207	(1215)			34,659,944	28,716	1207

NATIONAL LEAGUE

CLUB	HOME				SEASON HIGH		ROAD		
	TOTAL	AVERAGE	DATES	GAMES	TOTAL	DATE	TOTAL	AVERAGE	DATES
LOS ANGELES	3,765,856	46,492	81	(81)	53,701	4/03	2,719,921	33,579	81
ST. LOUIS	3,447,937	42,567	81	(81)	48,052	7/29	2,537,288	31,325	81
SAN FRANCISCO	3,303,652	40,786	81	(81)	42,862	4/29	2,541,497	31,377	81
CHICAGO	3,199,562	39,501	81	(81)	42,186	7/21	2,791,299	34,460	81
COLORADO	2,953,650	36,465	81	(81)	49,169	4/07	2,476,640	30,576	81
MILWAUKEE	2,558,722	31,589	81	(81)	44,709	7/29	2,473,001	30,531	81
WASHINGTON	2,524,980	31,173	81	(81)	42,744	4/03	2,427,389	29,968	81
ATLANTA	2,505,252	30,929	81	(81)	41,627	7/15	2,309,180	29,230	79
NEW YORK	2,460,622	30,758	80	(81)	44,384	4/03	2,460,154	30,372	81
SAN DIEGO	2,138,491	26,401	81	(81)	43,441	4/07	2,605,120	32,162	81
ARIZONA	2,134,375	26,350	81	(81)	49,016	4/02	2,587,065	31,939	81
PITTSBURGH	1,919,447	23,697	81	(81)	36,484	4/07	2,643,274	32,633	81
PHILADELPHIA	1,905,354	24,118	79	(81)	45,121	4/07	2,506,150	30,940	81
CINCINNATI	1,836,917	22,678	81	(81)	43,804	4/03	2,599,638	32,094	81
MIAMI	1,651,997	20,395	81	(81)	36,519	4/11	2,332,863	29,161	80
TOTALS	38,306,814	31,606	1212	(1215)			38,010,479	31,362	1212
GRAND TOTALS	72,670,423	30,042	2419	(2430)			72,670,423	30,042	2419

Safeco Field Monthly/Daily Attendance Breakdown

Monthly Totals	Dates	Totals	Avg.	Roof Movement		
				O	C	O/C
April	9	233,903	25,989	3	4	2
May	14	321,343	22,953	8	5	1
June	19	495,460	26,076	17	1	1
July	17	529,600	31,152	16	0	1
August	7	235,987	33,712	6	0	1
September	15	316,103	21,073	14	1	0
Season Totals	81	2,132,396	26,325	64	11	6
By Day:	Total	Dates	Avg.			
Monday	201,892	8	25,236			
Tuesday	230,748	12	19,229			
Wednesday	269,605	13	20,738			
Thursday	190,816	9	21,201			
Friday	391,120	13	30,086			
Saturday	440,789	13	33,906			
Sunday	407,426	13	31,340			
Totals	2,132,396	81	26,325			



2017 Safeco Field Attendance

GAME NO	DATE	DAY	D/N	OPPONENT	GAME ATTENDANCE	SERIES TOTAL	SEASON TOTALS
1	4/10	Mon	D	HOU	44,858		44,858
2	4/11	Tue	N	HOU	18,468		63,326
3	4/12	Wed	N	HOU	14,449	77,775	77,775
4	4/14	Fri	N	TEX	41,708		119,483
5	4/15	Sat	N	TEX	34,728		154,211
6	4/16	Sun	D	TEX	19,623	96,059	173,834
7	4/17	Mon	N	MIA	16,917		190,751
8	4/18	Tue	N	MIA	15,999		206,750
9	4/19	Wed	D	MIA	27,153	60,069	233,903
10	5/2	Tue	N	LAA	15,080		248,983
11	5/3	Wed	N	LAA	13,802		262,785
12	5/4	Thu	N	LAA	15,920	44,802	278,705
13	5/5	Fri	N	TEX	26,957		305,662
14	5/6	Sat	N	TEX	36,041		341,703
15	5/7	Sun	D	TEX	32,540	95,538	374,243
16	5/15	Mon	N	OAK	15,432		389,675
17	5/16	Tue	N	OAK	13,967		403,642
18	5/17	Wed	N	OAK	14,128	43,527	417,770
19	5/18	Thu	N	CWS	17,761		435,531
20	5/19	Fri	N	CWS	32,371		467,902
21	5/20	Sat	N	CWS	33,809		501,711
22	5/21	Sun	D	CWS	36,785	1,714,626	538,496
23	5/31	Wed	N	COL	16,750		555,246
24	6/1	Thu	D	COL	21,536	38,286	576,782
25	6/2	Fri	N	TB	27,933		604,715
26	6/3	Sat	N	TB	26,999		631,714
27	6/4	Sun	D	TB	28,544	83,476	660,258
28	6/6	Tue	N	MIN	18,164		678,422
29	6/7	Wed	N	MIN	15,732		694,154
30	6/8	Thu	N	MIN	15,632	49,528	709,786
31	6/9	Fri	N	TOR	33,530		743,316
32	6/10	Sat	N	TOR	45,484	*	788,800
33	6/11	Sun	D	TOR	41,204	120,218	830,004
34	6/19	Mon	N	DET	21,524		851,528
35	6/20	Tue	N	DET	15,063		866,591
36	6/21	Wed	N	DET	18,567		885,158
37	6/22	Thu	N	DET	18,751	73,905	903,909
38	6/23	Fri	N	HOU	31,789		935,698
39	6/24	Sat	N	HOU	29,826		965,524
40	6/25	Sun	D	HOU	33,020	94,635	998,544
41	6/27	Tue	N	PHI	22,654		1,021,198
42	6/28	Wed	D	PHI	29,508	52,162	1,050,706
43	7/3	Mon	N	KC	35,791		1,086,497
44	7/4	Tue	D	KC	25,588		1,112,085
45	7/5	Wed	N	KC	15,168	76,547	1,127,253
46	7/6	Thu	N	OAK	18,376		1,145,629
47	7/7	Fri	N	OAK	22,039		1,167,668
48	7/8	Sat	N	OAK	28,702		1,196,370
49	7/9	Sun	D	OAK	32,664	101,781	1,229,034
50	7/20	Thu	N	NYY	35,178		1,264,212
51	7/21	Fri	N	NYY	34,075		1,298,287
52	7/22	Sat	N	NYY	46,201	*	1,344,488
53	7/23	Sun	D	NYY	38,504	153,958	1,382,992
54	7/24	Mon	N	BOS	29,262		1,412,254
55	7/25	Tue	N	BOS	28,997		1,441,251
56	7/26	Wed	D	BOS	39,799	98,058	1,481,050
57	7/28	Fri	N	NYM	34,551		1,515,601
58	7/29	Sat	D	NYM	33,534		1,549,135
59	7/30	Sun	D	NYM	31,171	99,256	1,580,306
60	8/10	Thu	N	LAA	32,805		1,613,111
61	8/11	Fri	N	LAA	38,231		1,651,342
62	8/12	Sat	N	LAA	45,390	*	1,696,732
63	8/13	Sun	D	LAA	43,204	159,630	1,739,936
64	8/14	Mon	N	BAL	17,974		1,757,910
65	8/15	Tue	N	BAL	24,927		1,782,837
66	8/16	Wed	D	BAL	33,456	76,357	1,816,293
67	9/1	Fri	N	OAK	19,053		1,835,346
68	9/2	Sat	N	OAK	22,248		1,857,594
69	9/3	Sun	D	OAK	26,910	68,211	1,884,504
70	9/4	Mon	D	HOU	20,134		1,904,638
71	9/5	Tue	N	HOU	14,585		1,919,223
72	9/6	Wed	N	HOU	15,114	49,833	1,934,337
73	9/8	Fri	N	LAA	21,406		1,955,743
74	9/9	Sat	N	LAA	26,256		1,981,999
75	9/10	Sun	D	LAA	20,111	67,773	2,002,110
76	9/19	Tue	N	TEX	17,256		2,019,366
77	9/20	Wed	N	TEX	15,979		2,035,345
78	9/21	Thu	N	TEX	14,857	48,092	2,050,202
79	9/22	Fri	N	CLE	27,477		2,077,679
80	9/23	Sat	D	CLE	31,571		2,109,250
81	9/24	Sun	D	CLE	23,146	97,051	2,132,396

* Sellouts (3)

Record Breakdown



Record Breakdown	W	L	Pct.
Overall	78	84	.481
Safeco Field	40	41	.494
Road	38	43	.469
Day Games	22	31	.415
Night Games	56	53	.514
Seattle Scores in 1st	26	21	.553
Opponent Scores in 1st	20	36	.357
Scoring First	49	31	.613
Opponent Scores First	29	52	.358
Made 0 Errors	50	38	.568
Made 1 Error	28	46	.378
Made 2+ Errors	6	14	.300
Starter Works 6+	37	35	.514
Quality Start	35	27	.565
1st Game of Series	29	23	.558
2nd Game of Series	23	29	.442
3rd Game of Series	22	25	.468
4th Game of Series	5	6	.455
Rubber Games	10	7	.588
Travel Day	19	16	.543
Before Off Day	5	11	.313
After Off Day	10	7	.588
Record with a SB	34	30	.531
1-Run Games	26	15	.634
2-Run Games	13	20	.394
3-Run Games	6	14	.300
Extra Innings	7	5	.583
vs. RHP (Starter)	56	61	.479
vs. LHP (Starter)	22	23	.489

Home Runs:	W	L	Pct.
Hit HR	66	47	.584
No HR	13	36	.265
Opponent HR	45	77	.369
Opponent No HR	33	7	.825
Seattle More HR	44	10	.815
Opponent More HR	18	53	.254
Equal HR	16	21	.432

By Uniform	W	L	Pct.
White	28	29	.491
Northwest Green	8	5	.615
Sunday Cream	6	6	.500
Gray - Road	25	29	.463
Astro Navy	10	13	.435

Record as Leadoff:	W	L	Pct.
Segura	54	64	.458
Gamel	16	11	.593
Dyson	4	6	.400
Heredia	4	3	.571

Safeco Field Roof	W	L	Pct.
Open	32	32	.500
Closed	6	5	.545
Moved	2	4	.333

By Month/Day	W	L	Pct.
Monday	12	6	.667
Tuesday	10	15	.400
Wednesday	14	11	.560
Thursday	7	10	.412
Friday	14	12	.538
Saturday	10	15	.400
Sunday	12	15	.444
April	11	15	.423
May	14	14	.500
June	15	12	.556
July	14	12	.538
August	12	15	.444
September/October	12	16	.429
Pre ASG	43	47	.478
Post ASG	35	37	.486

Scoring/Hitting	W	L	Pct.
Outhit Opponent	63	18	.778
Outhit by Opponent	12	60	.167
Hits are Tied	3	6	.333
10+ hits	47	17	.734
Opp. 10+ hits	18	38	.321
Scores 4-or-more	70	26	.729
Scores 3-or-less	8	58	.121
Score 3+ Innings	55	23	.705
Shutouts	9	11	.450

Lead/Trail/Tied	W	L	Pct.
After 4 - Lead	56	15	.789
After 4 - Trail	14	54	.206
After 4 - Tied	8	15	.348
After 5 - Lead	57	13	.814
After 5 - Trail	14	56	.200
After 5 - Tied	7	15	.318
After 6 - Lead	57	11	.838
After 6 - Trail	15	61	.197
After 6 - Tied	6	12	.333
After 7 - Lead	62	5	.925
After 7 - Trail	6	66	.083
After 7 - Tied	10	13	.435
After 8 - Lead	63	3	.955
After 8 - Trail	1	71	.014
After 8 - Tied	14	10	.583
Opp .500 or Better	20	32	.385
Opp Less than .500	58	52	.527
CFB/Blown	37	43	.463
Last AB	14	11	.560
Walk-Off	8	4	.667

By Division	W	L	Pct.
AL West	35	41	.461
AL Central	18	16	.529
AL East	13	19	.406
National League	12	8	.600

Record as Catcher:	W	L	Pct.
Zunino	58	54	.518
Ruiz	16	24	.400
Gosewisch	4	4	.500
Marjama	0	2	.000

Series Record	W	L	T
Series Record	25	23	4

APRIL RECAP

Overall	11-15
Home	6-3
Road	5-12
Day	5-3
Night	6-12
1-Run	3-5
X-Inn	0-1
vs. AL West	6-11
vs. AL Central	3-3
vs. AL East	0-0
Interleague	2-1

AL WEST STANDINGS

Team	W-L	PCT	GB
HOU	16-9	.640	--
LAA	14-13	.519	3.0
OAK	11-14	.440	5.0
TEX	11-14	.440	5.0
SEA	11-15	.423	5.5

DAYS BY PLACE IN AL WEST

1st	0
2nd	1
3rd	4
4th	8
5th	15

BATTING LEADERS

Games	Canó - 26
Batting Average	Haniger - .342
Hits	Haniger - 27
Runs	Haniger - 20
2B	Haniger / Motter - 7
3B	Haniger / Freeman - 1
HR	Cruz - 7
RBI	Cruz - 23
BB	Cruz - 15
SO	Zunino - 25
OBP	Haniger - .447
SLG	Cruz - .618
OPS	Haniger - 1.054
XBH	Cruz - 13
SB	Dyson - 8
CS	Dyson - 2
TB	Cruz - 55
Multi-Hit	Cruz / Haniger - 7

PITCHING LEADERS

W (starter)	Paxton - 3
W (reliever)	3 Players - 1
L (starter)	Gallardo - 3
L (reliever)	Scribner - 2
Saves	Diaz - 4
GS	5 Players - 5
G	5 Players - 10
IP	Paxton - 32.1
CG	None
BB	Iwakuma - 11
SO	Paxton - 39
ERA (starter)	Paxton - 1.39
ERA (reliever) ..	Rzepczynski / Zych - 0.00
Quality Starts	Paxton - 4

BEST MARCH/APRIL RECORDS

20-5 (.800)	2001
18-8 (.692)	2002
17-10 (.630)	2003
16-10 (.615)	1996
16-11 (.593)	1997
13-9 (.591)	2009
13-10 (.565)	2010
13-10 (.565)	2016
Other .500+ March/April: 1980 (11-10), 1984 (12-11), 1987 (12-11), 1993 (11-11), 2005 (12-12), 2007 (10-10).	

APRIL REVIEW (11-15)

TEAM NOTES...finished the opening month of the season with an 11-15 record...finished the month 5th in the AL West standings, 5.5 games back from the Astros...were 9-8 in final 17 games in April after starting 2-7...went 6-3 at home but 5-12 on the road...went 3-5 in series, winning the series against Texas (3-0), Miami (2-1), and Detroit (2-1).

ODDS AND ENDS

- **James Paxton's** 1.39 April ERA was the 3rd-best in Mariners April history, behind **Felix Hernandez** (1.38, 2016) and **Floyd Bannister** (1.21, 1980).
- **First Opening Day** - **Dan Altavilla** (RHP), **Chase De Jong** (RHP), **Edwin Diaz** (RHP), **Mitch Haniger** (OF), **Guillermo Heredia** (OF), **Ariel Miranda** (LHP), **Taylor Motter** (INF), **Dillon Overton** (LHP), and **James Pazos** (LHP) made the Opening Day roster for the first time in their careers.
- **Nelson Cruz** finished April on a 10-game hitting streak...Cruz was hitting .471 (16x34) with 10 runs, 4 doubles, 5 home runs, and 15 RBI during the streak...had hits in 17 of the last 18 games in April.
- **Jean Segura** started his Mariners career hitting .317 (19x60)...Segura had 6 multi-hit games in his first 14, going hitless just 4 times...over the last 2 years, Segura has hit .327 (56x171) with 23 runs and 23 RBI in April.
- After allowing 3 runs in his first 3.2 IP, **Nick Vincent** finished April with 8.1 scoreless innings in a row...Vincent retired 25 of 27 batters faced during that time, spanning 7 appearances.
- **James Pazos** (6.1 IP), **Tony Zych** (4.1), **Edwin Diaz** (4.1), and **Marc Rzepczynski** (6.2) all finished April on scoreless streaks.

HAMMERIN' HANIGER...**Mitch Haniger** had a 13-game hitting streak from April 6-19 and hit safely in 18 of 21 games in April...Haniger is the 4th different Mariners rookie (done 7x) to record a hitting streak of at least 13 games (last: **James Jones**, 14, 5/9-24/14)...during the streak, hit .380 (19x50) with 13 runs, 4 doubles, 4 home runs, 15 RBI, 1 HBP, 8 walks, 1 steal, and a .475 on-base percentage.

GREAT FIRST IMPRESSION...**Mitch Haniger** finished the month ranked in top five among rookies in runs (2nd, 20), hits (3rd, 27), doubles (1st, 7), triples (1st, 1), home runs (5th, 4), RBI (2nd, 16), walks (1st, 13), batting average (2nd, .342), OBP (.447), slugging (3rd, .608), and OPS (2nd, 1.054). Haniger also ranked 8th in all of MLB in runs and OPS despite missing the final 5 games of the month.

HOME OPENERS...the Mariners moved their home opener record to 25-16 all-time with a 6-0 win over Houston on April 10...Seattle has shutout the Astros both times they have opened their home schedule against Houston, also winning 3-0 in 2013.

HE'S THE PAX-MAN...**James Paxton** started the season with a 23.0-inning scoreless streak, the 11th-longest in Mariners history and 8th longest among Mariners starters...the scoreless streak was the longest to start a season in Mariners history, besting the previous mark to start the season by **Mark Lowe** (17.2 IP) in 2006...Paxton allowed runs in just 1 of his first 5 starts...ranked 5th in MLB in ERA (1.39), 7th in strikeouts (39), and 9th in wins (3).

HE DID THE MOTTER MASH...**Taylor Motter** started his Mariners career with 12 extra-base hits in his first 21 games, with 11 of his first 13 hits going for extra-bases...Motter's 3 doubles on April 12 tied the Mariners club record (26x, last: **Leony Martin**, 9/12/16 at LAA)...Motter was just the 3rd shortstop in Mariners history to have a 3-double game, joining **Willie Bloomquist** (7/6/05 at KC) and **Rey Quinones** (8/7/88 at OAK).

ROOKIE SENSATIONS...**Mitch Haniger** and **Guillermo Heredia** each hit over .300 in April as rookies...Haniger (.342) and Heredia (.327) were 1st and 2nd on the Mariners in batting average...Heredia scored 7 runs in his 14 games adding 2 doubles and 2 home runs...along with **Taylor Motter**, these 3 rookies scored 31% of Seattle's runs and drove in 26%.

CRUZ-ING USA...**Nelson Cruz** drove in 23 runs in April, the 7th-most in March/April in franchise history...Cruz now owns 2 of the top 10 marks in Mariners history, including his 22 in 2015, good for 9th...Cruz had a 5-RBI game against Oakland on April 23, 1 of Seattle's 2 5-RBI games this month (**Robinson Canó**, 4/9 at LAA)...the 23 RBI give Cruz 173 in March/April in his career, his most productive month...Cruz's 56 March/April home runs are also his most of any month.

ALPHABET WHOOP...**Marc Rzepczynski** did not allow a run in April, pitching 6.2 scoreless innings over 10 appearances...allowed just 3 baserunners in the month (1 hit, 2 walks, including 1 intentional walk)...has not allowed a run since September 18 of 2016, putting up 14 consecutive scoreless appearances...has allowed just 2 earned runs in his last 33 appearances.

AT THE TOP OF THE CHARTS...the Mariners led the American League in doubles in the month of April with 50...**Taylor Motter** (7), **Mitch Haniger** (7), **Nelson Cruz** (6), **Robinson Canó** (6), and **Kyle Seager** (5) all had at least 5 doubles apiece in April...Seattle also finished April second in the AL in runs with 119, behind New York (128)...the Mariners were second in the AL in stolen bases with 21, behind Texas (22)...were successful on 81% of their stolen base attempts as a team (21 SB, 5 CS)...1 of just 3 AL teams with a success rate over 80% (New York, 82% and Minnesota, 86%).

SPEED ON THE BASES...**Jarrod Dyson** led the AL in stolen bases with 8...3rd in MLB in stolen bases (**Billy Hamilton**-CIN, 10 and **A.J. Pollock**-ARI, 10)...has been caught just twice in his last 22 attempts since **August 26, 2016**...most April stolen bases by a Mariner since 2011 (**Ichiro Suzuki**, 10)...1 of 6 Mariners all-time to steal at least 8 bases in April...**Leony Martin** (4), **Jean Segura** (3), **Mitch Haniger** (2), and **Taylor Motter** (2) all had multiple stolen bases as well.



APRIL REVIEW (11-15)

PLAYER	AVG	G	AB	R	H	TB	2B	3B	HR	RBI	SH	SF	HP	BB	IBB	SO	SB	CS	GI DP	E	SLG	OBP	AB	PINCH H	HIT
Cano, R	.252	26	103	15	26	44	6	0	4	18	0	1	0	10	2	15	0	0	4	1	.427	.316	0	0	0
Cruz, N	.315	25	89	14	28	55	6	0	7	23	0	3	1	15	0	23	1	0	2	0	.618	.407	0	0	0
Dyson, J	.229	25	83	11	19	22	3	0	0	5	0	2	4	5	0	9	8	2	0	1	.265	.298	1	1	0
+Gamel, B	.263	5	19	3	5	9	1	0	1	3	0	0	0	2	0	5	0	0	1	0	.474	.333	0	0	0
+Haniger, M	.342	21	79	20	27	48	7	1	4	16	1	0	2	13	0	20	2	1	1	1	.608	.447	0	0	0
+Heredia, G	.327	14	49	7	16	24	2	0	2	3	0	0	0	3	0	5	0	1	1	0	.490	.365	0	0	0
Motter, T	.225	22	71	10	16	38	7	0	5	13	0	0	0	6	0	21	2	0	3	1	.535	.286	2	0	0
* O'Malley, S	.000	0	0	0	0	0	0	0	0	0	0	0	0	0	0	0	0	0	0	0	.000	.000	0	0	0
RIGHT	.000	0	0	0	0	0	0	0	0	0	0	0	0	0	0	0	0	0	0	0	.000	.000	0	0	0
LEFT	.000	0	0	0	0	0	0	0	0	0	0	0	0	0	0	0	0	0	0	0	.000	.000	0	0	0
+Powell, B	.000	2	3	0	0	0	0	0	0	0	0	0	0	0	0	0	0	0	1	0	.000	.000	0	0	0
Ruiz, C	.143	9	21	2	3	4	1	0	0	1	0	0	2	4	0	7	0	0	1	0	.190	.333	0	0	0
Seager, K	.253	23	75	6	19	29	5	1	1	15	0	2	1	12	2	16	0	0	2	4	.387	.356	1	1	0
Segura, J	.317	14	60	11	19	28	3	0	2	8	0	0	1	1	0	12	3	0	0	1	.467	.339	0	0	0
Valencia, D	.181	22	72	5	13	22	4	1	1	5	0	1	0	8	0	18	1	0	3	1	.306	.259	0	0	0
+Vogelbach, D	.143	6	14	0	2	2	0	0	0	1	0	0	0	3	0	4	0	0	2	0	.143	.294	2	0	0
Zunino, M	.172	21	64	7	11	15	4	0	0	2	0	0	2	4	0	25	0	0	1	2	.234	.243	0	0	0

SEATTLE	.243	26	874	119	212	352	50	3	28	114	1	9	14	92	5	198	21	5	22	13	.403	.322	9	2	0
OPPONENTS	.268	26	878	122	235	379	41	2	33	117	3	8	6	74	6	193	8	5	24	14	.432	.326	8	5	0
DH	.304	26	92	14	28	55	6	0	7	23	0	3	1	15	0	25	1	0	3	0	.598	.396	0	0	0

PITCHER	R/L	W	L	ERA	G	GS	CG	GF	SHO	SV	IP	H	R	ER	HR	HB	BB	IBB	SO	WP	BK	OPP AVG
* Cishek, S	R	0	0	---	0	0	0	0	0	0	0.0	0	0	0	0	0	0	0	0	0	0	.000
+DeJong, C	R	0	2	11.05	3	1	0	1	0	0	7.1	12	9	9	2	0	5	0	3	0	0	.387
Diaz, E	R	1	1	3.60	9	0	0	8	0	4	10.0	7	4	4	1	0	5	0	12	2	0	.189
Fien, C	R	0	0	15.00	6	0	0	2	0	0	6.0	9	10	10	3	0	4	0	6	0	0	.360
Gallardo, Y	R	1	3	5.08	5	5	0	0	0	0	28.1	34	16	16	2	0	10	1	23	2	0	.298
* Hernandez, F	R	2	2	4.73	5	5	0	0	0	0	26.2	39	14	14	6	2	3	0	22	3	0	.348
Iwakuma, H	R	0	2	4.15	5	5	0	0	0	0	26.0	21	13	12	6	2	11	0	12	1	0	.226
Miranda, A	L	2	2	3.81	5	5	0	0	0	0	26.0	25	11	11	6	1	7	1	24	2	0	.245
+Overton, D	L	0	0	7.11	3	0	0	2	0	0	6.1	7	6	5	0	0	1	1	4	1	0	.280
Paxton, J	L	3	0	1.39	5	5	0	0	0	0	32.1	21	5	5	0	0	6	0	39	5	0	.179
+Pazos, J	L	0	0	1.64	10	0	0	1	0	0	11.0	9	2	2	0	1	4	0	12	0	0	.220
Rzepczynski, M	L	0	0	0.00	10	0	0	2	0	0	6.2	1	0	0	0	0	2	1	3	0	0	.050
* Scribner, E	R	0	2	11.05	8	0	0	4	0	0	7.1	13	9	9	3	0	0	0	6	0	0	.394
* Simmons, S	R	0	0	---	0	0	0	0	0	0	0.0	0	0	0	0	0	0	0	0	0	0	.000
* Smyly, D	L	0	0	---	0	0	0	0	0	0	0.0	0	0	0	0	0	0	0	0	0	0	.000
Vincent, N	R	0	0	2.25	10	0	0	2	0	0	12.0	6	3	3	0	0	2	0	10	0	0	.158
+Zych, T	R	1	0	0.00	5	0	0	0	0	0	4.1	1	0	0	0	0	2	0	2	0	0	.083

SEATTLE	11	15	4.71	26	26	0	26	3	4	227.1	235	122	119	33	6	74	6	193	18	0	.268
OPPONENTS	15	11	4.34	26	26	0	26	2	6	232.1	212	119	112	28	14	92	5	198	7	1	.243

G	D	D/N	OPP	W / L	SCORE	WINNER/LOSER/SAVE	REC.	POS	GA/GB	CLUBS	TIME	ATT
1	4/3	N	at HOU	L	0-3	Keuchel/Hernandez (0-1)/Giles	0-1	T3rd	-1.0	HOU/OAK	2:29	41,678
2	4/4	N	at HOU	L	1-2	McCullers/Iwakuma (0-1)/Giles	0-2	T4th	-2.0	HOU	2:41	21,406
3	4/5	N	at HOU	L	3-5 (13)	Peacock/De Jong (0-1)	0-3	T4th	-3.0	HOU	4:25	20,303
4	4/6	N	at HOU	W	4-2	Altavilla (1-0)/Giles/Diaz (1)	1-3	4th	-2.0	HOU	2:57	18,362
5	4/7	N	at LAA	L	1-5	Chavez/Gallardo (0-1)	1-4	5th	-2.0	HOU/LAA	2:56	43,911
6	4/8	N	at LAA	L	4-5	Ramirez/Scribner (0-1)/Bedrosian	1-5	5th	-3.0	LAA	3:05	42,668
7	4/9	D	at LAA	L	9-10	Bailey/Diaz (0-1)	1-6	5th	-4.0	LAA	3:27	37,175
8	4/10	D	HOU	W	6-0	Paxton (1-0)/Morton	2-6	5th	-3.5	LAA	2:56	44,858
9	4/11	N	HOU	L	5-7	Musgrove/Miranda (0-1)	2-7	5th	-4.5	LAA	3:29	18,468
10	4/12	N	HOU	L	5-10	Peacock/Altavilla (1-1)	2-8	5th	-4.0	HOU/LAA	3:12	14,449
	4/13					OFF DAY	2-8	5th	-4.0			
11	4/14	N	TEX	W	2-1	Hernandez (1-1)/Leclerc/Diaz (2)	3-8	5th	-4.0	HOU	3:05	41,708
12	4/15	N	TEX	W	5-0	Paxton (2-0)/Cashner	4-8	5th	-4.0	HOU	2:24	34,728
13	4/16	D	TEX	W	8-7	Diaz (1-1)/Dyson	5-8	4th	-3.5	HOU	3:39	19,623
14	4/17	N	MIA	W	6-1	Miranda (1-1)/Koehler	6-8	T2nd	-3.5	HOU	2:31	16,917
15	4/18	N	MIA	L	0-5	Chen/Gallardo (0-2)	6-9	4th	-4.0	HOU	2:33	15,999
16	4/19	D	MIA	W	10-5	Hernandez (2-1)/Volquez	7-9	T3rd	-3.5	HOU	3:32	27,147
17	4/20	N	at OAK	L	6-9	Dull/Scribner (0-2)	7-10	T3rd	-4.5	HOU	3:09	10,707
18	4/21	N	at OAK	L	1-3	Manaea/Iwakuma (0-2)/Casilla	7-11	4th	-5.5	HOU	2:51	15,255
19	4/22	D	at OAK	L	3-4	Cotton/Miranda (1-2)/Madson	7-12	4th	-5.5	HOU	3:07	20,722
20	4/23	D	at OAK	W	11-1	Gallardo (1-2)/Triggs	8-12	T4th	-5.5	HOU	3:11	24,165
	4/24							5th	-5.5			
21	4/25	N	at DET	L	9-19	Zimmermann/Hernandez (2-2)	8-13	5th	-6.5	HOU	3:43	22,728
22	4/26	N	at DET	W	8-0	Paxton (3-0)/Norris	9-13	5th	-5.5	HOU	3:18	23,327
23	4/27	D	at DET	W	2-1	Zych (1-0)/Rodriguez	10-13	5th	-4.5	HOU	3:22	25,325
24	4/28	N	at CLE	W	3-1	Miranda (2-2)/Carrasco/Diaz (4)	11-13	3rd	-4.5	HOU	2:36	20,842
25	4/29	D	at CLE	L	3-4	Salazar/Gallardo (1-3)/Allen	11-14	5th	-4.5	HOU	2:42	21,221
26	4/30	D	at CLE	L	4-12	Tomlin/De Jong (0-2)	11-15	5th	-5.5	HOU	2:58	21,824
APRIL TOTALS			Record: 11-15		Batting Average: .243		ERA: 4.71	FLD% .986		Average Time of Game: 3:05		

MAY RECAP

Overall	14-14
Home	8-6
Road	5-8
Day	5-4
Night	9-10
1-Run	5-3
X-Inn	0-3
vs. AL West	6-3
vs. AL Central	1-4
vs. AL East	1-2
Interleague	6-2

AL WEST STANDINGS

Team	W-L	PCT	GB
HOU	38-16	.704	--
LAA	28-28	.500	11.0
TEX	26-28	.481	12.0
SEA	25-29	.463	13.0
OAK	23-29	.442	14.0

DAYS BY PLACE IN AL WEST

1st	0
2nd	4
3rd	7
4th	11
5th	9

BATTING LEADERS

Games	Segura / Seager - 28
Batting Average	Segura - .358
Hits	Segura - 43
Runs	Segura - 18
2B	Segura - 7
3B	Gamel - 2
HR	Canó - 6
RBI	Cruz - 19
BB	Gamel - 14
SO	Gamel - 33
OBP	Segura - .417
SLG	Canó - .648
OPS	Canó - 1.025
XBH	Canó - 10
SB	Dyson - 6
CS	Segura - 6
TB	Segura - 56
Multi-Hit	Segura - 14

PITCHING LEADERS

W (starter)	Miranda - 3
W (reliever)	Vincent - 2
L (starter)	Bergman / Gallardo - 2
L (reliever)	6 Players - 1
Saves	Diaz - 5
GS	Miranda - 6
G	Vincent - 14
IP	Miranda - 32.1
CG	None
BB	Miranda - 16
SO	Miranda - 28
ERA (starter)	Paxton - .084
ERA (reliever)	Machi - 1.17
Quality Starts	Miranda/Gallardo/Bergman - 2

BEST MAY RECORDS

20-7 (.741)	2001
19-8 (.704)	2003
17-11 (.607)	2016
16-11 (.593)	2002
15-11 (.577)	2011
16-12 (.571)	1995
15-12 (.556)	1999
15-12 (.556)	1991
Other .500+ May: 1987 (14-12), 2007 (16-14), 2014 (16-14), 1989 (14-13), 1990 (15-14), 2015 (14-15), 1982 (14-14), 1998 (14-14)	

MAY REVIEW (14-14)

TEAM NOTES...finished May with a 14-14 record...finished the month 4th in the AL West standings, 13 games back from the Astros...finished the month with wins in 4 consecutive games (5/28-31)...had 2 winning streaks of at least 4 games (May 6-10, May 28-30)...went 5-4 in series, winning 3 straight to start the month (2-1 vs. LAA, 2-1 vs. TEX, 2-0 at PHI).

ODDS AND ENDS

- The Mariners hit .267 (257x961) in May after hitting .243 (212x874) in April...**Jean Segura** (.358), **Robinson Canó** (.338), **Daniel Vogelbach** (.333), **Ben Gamel** (.316), and **Danny Valencia** (.306) all hit over .300 in May.
- **Mike Zunino** hit .250 (7x28) with 3 doubles and 1 home run in 8 games after being recalled from AAA Tacoma on May 22 (5/22-31).
- **Jean Segura** was 9-for-25 (.360) with 1 walk and 1 HBP when leading off a game in May.
- **Edwin Diaz** record 5 saves in 6 opportunities in May...**Tony Zych** also record his 1st career save on May 15.
- **Edwin Diaz** (6.0 IP), **Nick Vincent** (6.0) and **James Pazos** (6.1) all finished May on scoreless streaks.

GO CANO...**Robinson Canó** hit .338 (24x71) in May after hitting .252 (26x103) in April...Canó had 11 runs, 4 doubles, 6 homers, and 16 RBI in May...had 8 multi-hit games in his 17 May games...over the last 2 seasons, has hit .342 (63x184) with 35 runs, 14 doubles, 13 home runs, and 37 RBI in 45 May games.

BACK WITH A VENGEANCE...**Jean Segura** returned from the disabled list on April 25...from April 25 - May 31, hit .351 (52x148) with 23 runs, 10 doubles, 3 home runs and 17 RBI in 34 games...that included batting .358 (43x120) with 18 runs, 7 doubles, 2 home runs and 12 RBI in 28 games in the month of May...posted a 17-game hitting streak, the longest of his career, from April 30 - May 18.

BOOMSTICK...after driving in 23 runs in April, **Nelson Cruz** drove in 19 runs in 26 May games, hitting 5 homers...Cruz had 5 multi-RBI games in May to give him 12 on the season...leads the American League in RBI with 42.

VALENCIA ON FIRE...**Danny Valencia** hit .319 (30x94) in May, adding 10 runs, 4 doubles, 1 triple, 3 homers, and 14 RBI...Valencia hit just .181 (13x72) in April...had hits in 20 of 24 games, reaching base in all but 2 games...went multiple games in a row without a hit just once all month.

EVERYONE GETS A CHANCE...the Mariners used 11 different starting pitchers in May...**James Paxton**, **Ariel Miranda**, **Yovani Gallardo**, **Christian Bergman**, **Hisashi Iwakuma**, **Chase De Jong**, **Dillon Overton**, **Sam Gaviglio**, **Rob Whalen**, **Chris Heston**, and **Ryan Weber** all started at least 1 game for the Mariners in May...Seattle's starters ERA in May was 5.05 (82 ER, 146.0 IP)...in April, Seattle's 6 starters had a 4.06 ERA (64 ER, 142.0 IP).

HOME SWEET HOME...The Mariners are 14-9 at home this season but just 10-20 on the road...in May, the Mariners went 8-6 at home but 5-8 on the road...have scored 4.64 runs per game in 14 home games this month compared to 3.5 runs per game in 14 road games.

GOING NATIONAL...the Mariners were 8-3 in their first 11 games vs. the NL this season, sweeping a road series at Philadelphia, taking 2-of-3 from the Marlins at home, dropping 2-of-3 at Washington before sweeping Colorado on road...Seattle is 199-176 (.531) all-time vs. the NL, the eighth-best Interleague mark overall...Mariners were 17-8 (.680) in 2016 vs. the NL, claiming a winning Interleague mark after having 4 straight sub-.500 years from 2012-2015...Seattle had 12 straight winning seasons vs. the NL from 2000-2011...in May, the Mariners went 6-2 in Interleague play.

BIG BEN...since going 2-for-22 over a 6-game stint (May 11-16), **Ben Gamel** has hit .341 (14x41) with 5 runs, 1 double, 2 triples, 3 RBI and a .356 on-base percentage over his last 12 games...overall this season, he's reached base 51 times via hit (35) or walk (16) in 31 games...hit .316 (30x95) with 16 runs, 6 doubles, 2 triples, 1 home run, and 13 RBI in 26 May games.

SIMPLY SEAGER...**Kyle Seager** has hit in 10 of his last 11 games dating back to May 20...over those 11 games, he's hitting .357 (15x42) with 5 doubles, 1 home run and 6 RBI...over his last 36 games (since April 19), he's hitting .285 (39x137) with 16 runs, 7 doubles, 1 triple, 5 home runs, 21 RBI with a .353 on-base mark and an .813 OPS...began the season hitting .220 (11x50) in his first 15 games of the season.

SPEED ON THE BASES...after stealing 8 bases in April, **Jarrod Dyson** swiped 6 more in May in just 7 attempts...leads the American League in stolen bases with 14 on the season (2nd, **Cameron Maybin**- 13)...tied for 3rd in the Majors (1st, **Billy Hamilton**- 28)...the Mariners are 3rd in the American League in stolen bases with 34 (1st, **TEX** and **LAA**- 43)...**Dyson**, **Jean Segura** (4 SB, 6 CS) and **Taylor Motter** (2 SB, 0 CS) all stole multiple bases in May.



MAY REVIEW (14-14)

PLAYER	AVG	G	AB	R	H	TB	2B	3B	HR	RBI	SH	SF	HP	BB	IBB	SO	SB	CS	GI			PINCH HIT			
																			DP	E	SLG	OBP	AB	H	RBI
Cano, R	.338	17	71	11	24	46	4	0	6	16	0	1	0	5	2	8	0	0	4	0	.648	.377	0	0	0
Cruz, N	.245	27	94	9	23	40	2	0	5	19	0	1	0	10	0	18	0	0	2	0	.426	.314	1	1	0
Dyson, J	.203	25	74	14	15	26	3	1	2	8	1	0	4	11	2	15	6	1	2	0	.351	.337	0	0	0
+Freeman, M	.000	8	12	0	0	0	0	0	0	0	0	0	0	1	0	5	0	0	0	1	.000	.077	4	0	0
+Gamel, B	.316	26	95	16	30	43	6	2	1	13	1	2	0	14	0	33	0	0	1	1	.453	.396	0	0	0
Gosewisch, .071	11	28	1	2	2	0	0	0	0	2	0	0	0	1	0	14	0	0	2	0	.071	.103	0	0	0
+Heredia, G	.284	27	95	10	27	31	1	0	1	6	0	0	3	7	0	14	1	1	5	1	.326	.352	2	1	0
Miranda, A	.000	1	0	0	0	0	0	0	0	0	0	0	0	0	0	0	0	0	0	0	.000	.000	0	0	0
Motter, T	.188	23	64	4	12	15	3	0	0	3	0	0	0	8	0	13	2	0	2	1	.234	.278	3	1	0
+Powell, B	.250	9	12	2	3	3	0	0	0	1	0	0	0	4	0	3	0	0	0	0	.250	.438	5	2	0
Ruiz, C	.207	14	29	5	6	9	3	0	0	5	1	1	0	2	0	8	0	0	2	0	.310	.250	1	0	0
Seager, K	.277	28	112	14	31	48	5	0	4	13	0	1	0	11	1	19	0	0	1	2	.429	.339	0	0	0
Segura, J	.358	28	120	18	43	56	7	0	2	12	0	0	2	10	2	19	4	6	4	6	.467	.417	0	0	0
Valencia, D	.306	25	98	10	30	45	4	1	3	14	0	0	0	9	0	24	0	1	6	2	.459	.364	1	1	0
+Vogelbach, .333	1	3	0	1	1	0	0	0	0	0	0	0	0	0	0	1	0	0	0	1	.333	.333	0	0	0
Zunino, M	.222	11	36	3	8	15	4	0	1	2	0	0	0	4	0	20	0	0	3	0	.417	.300	0	0	0
Bergman, C	.000	5	1	0	0	0	0	0	0	0	0	0	0	0	0	0	0	0	0	0	.000	.000	0	0	0
+Gaviglio, S	.200	4	5	1	1	1	0	0	0	0	0	0	0	0	0	2	0	0	0	0	.200	.200	0	0	0
+Lawrence, C	.000	4	1	0	0	0	0	0	0	0	0	0	0	0	0	1	0	0	0	0	.000	.000	0	0	0
Machi, J	.000	5	1	0	0	0	0	0	0	0	0	0	0	0	0	1	0	0	0	1	.000	.000	0	0	0
Miranda, A	.000	6	6	1	0	0	0	0	0	0	0	0	0	0	0	3	0	0	0	2	.000	.000	0	0	0
+Pagan, E	.000	3	2	0	0	0	0	0	0	0	0	0	0	0	0	1	0	0	0	0	.000	.000	0	0	0
PITCHERS	.111	28	18	2	2	2	0	0	0	0	0	0	0	0	0	8	0	0	0	3	.111	.111	0	0	0
SEATTLE	.267	28	961	119	257	382	42	4	25	112	5	6	9	97	7	222	13	9	34	18	.398	.338	17	6	0
OPPONENT	.251	28	956	139	240	420	48	3	42	135	8	10	11	95	6	186	20	5	21	14	.439	.323	23	4	0
DH	.253	28	83	6	21	35	2	0	4	14	0	1	0	6	0	17	0	0	2	0	.422	.300	0	0	0

PITCHER	R/L	W	L	ERA	G	GS	CG	GF	SHO	SV	IP	H	R	ER	HR	HB	BB	IBB	SO	WP	BK	OPP
																						AVG
+Altavilla, R	0	0	5.06	10	0	0	0	2	0	0	10.2	8	6	6	3	0	5	0	12	2	0	.205
Bergman, C	R	2	2	4.67	5	4	0	0	0	0	27.0	28	14	14	5	2	8	0	14	0	0	.289
Cishek, S	R	0	1	6.23	5	4	0	1	0	0	4.1	4	3	3	1	0	1	0	2	0	0	.235
Curtis, Z	L	0	0	0.00	2	0	0	1	0	0	1.2	0	0	0	0	1	0	0	1	0	0	.000
+DeJong, C	R	0	1	5.82	3	3	0	0	0	0	17.0	18	11	11	3	0	6	0	8	0	0	.269
Diaz, E	R	0	1	3.97	12	0	0	7	0	5	11.1	7	5	5	3	1	7	1	15	1	0	.163
+Freeman, M	R	0	0	9.00	1	0	0	1	0	0	1.0	3	1	1	0	0	0	0	0	0	0	.600
Gallardo, R	1	2	6.49	5	5	0	0	0	0	0	26.1	28	20	19	5	1	15	0	18	1	0	.272
+Gaviglio, S	R	1	1	3.50	4	3	0	1	0	0	18.0	17	11	7	4	1	5	1	8	0	0	.254
Heston, C	R	0	1	18.00	1	1	0	0	0	0	3.0	7	7	6	1	0	4	0	2	0	0	.438
Iwakuma, H	R	0	0	5.40	1	1	0	0	0	0	5.0	6	3	3	1	0	1	0	4	0	0	.286
+Lawrence, C	R	0	0	4.15	4	0	0	2	0	0	8.2	9	4	4	1	0	0	0	7	1	0	.265
Machi, J	R	1	0	1.17	5	0	0	0	0	0	7.2	7	2	1	1	0	4	0	4	0	0	.269
Marshall, R	R	0	0	0.00	1	0	0	0	0	0	.0	0	0	0	0	0	0	0	0	0	0	.000
Miranda, A	L	3	0	4.45	6	6	0	0	0	0	32.1	26	16	16	4	0	16	0	28	1	0	.220
+Overton, D	L	0	0	6.00	6	1	0	2	0	0	12.0	14	9	8	4	0	1	0	4	2	0	.280
+Pagan, E	R	0	1	6.75	3	0	0	2	0	0	6.2	5	5	5	1	0	1	0	6	0	0	.208
Paxton, J	L	1	0	0.84	2	2	0	0	0	0	10.2	8	2	1	0	0	5	1	12	2	1	.205
+Pazos, J	L	1	1	2.19	12	0	0	3	0	0	12.1	8	5	3	1	1	4	0	16	2	0	.182
Rzepczynski, R	L	1	0	3.00	11	0	0	1	0	0	6.0	3	2	2	1	0	4	1	9	0	0	.143
Vincent, N	R	2	1	2.31	14	0	0	3	0	0	11.2	13	3	3	1	0	2	1	7	0	0	.277
Weber, R	R	0	0	2.45	1	1	0	0	0	0	3.2	3	1	1	0	0	0	0	0	0	0	.214
+Whalen, R	R	0	1	8.44	1	1	0	0	0	0	5.1	7	5	5	1	2	2	0	0	0	0	.333
+Zych, T	R	1	1	3.86	11	0	0	2	0	1	9.1	11	4	4	1	2	4	1	9	0	0	.289
SEATTLE		14	14	4.58	28	28	0	28	3	6	251.2	240	139	128	42	11	95	6	186	12	1	.251
OPPONENTS		14	14	3.79	28	28	1	27	3	2	251.2	257	119	106	25	9	97	7	222	14	1	.267

G	D	D/N	OPP	W / L	SCORE	WINNER/LOSER/SAVE	REC.	POS	GA/GB	CLUBS	TIME	ATT
	5/1							4th	-6.0			
27	5/2	N	LAA	L	4-6 (11)	Guerra/Pazos (0-1)	11-16	T4th	-7.0	HOU	4:40	15,080
28	5/3	N	LAA	W	8-7	Machi (1-0)/Parker/Diaz (5)	12-16	3rd	-7.0	HOU	3:19	13,799
29	5/4	N	LAA	W	11-3	Miranda (3-2)/Meyer	13-16	3rd	-6.0	HOU	2:53	15,915
30	5/5	N	TEX	L	1-3 (13)	Bush/Pagan (0-1)/Claudio	13-17	T3rd	-7.0	HOU	5:02	26,938
31	5/6	N	TEX	W	8-2	Pazos (1-1)/Perez	14-17	3rd	-6.0	HOU	3:12	36,044
32	5/7	D	TEX	W	4-3	Rzepczynski (1-0)/Dyson/Diaz (6)	15-17	3rd	-6.0	HOU	3:09	32,518
	5/8							T3rd	-6.0			
33	5/9	N	at PHI	W	10-9	Vincent (1-0)/Neris/Diaz (7)	16-17	T2nd	-6.0	HOU	3:48	31,715
34	5/10	D	at PHI	W	11-6	Zych (2-0)/Benoit	17-17	2nd	-5.5	HOU	3:40	26,697
35	5/11	N	at TOR	L	2-7	Estrada/De Jong (0-3)	17-18	2nd	-7.0	HOU	2:45	29,120
36	5/12	N	at TOR	L	0-4	Biagini/Bergman (0-1)	17-19	T2nd	-8.0	HOU	2:36	32,865
37	5/13	D	at TOR	L	2-7	Leone/Vincent (1-1)	17-20	T3rd	-8.5	HOU	3:25	42,346
38	5/14	D	at TOR	L	2-3	Tepera/Diaz (1-2)	17-21	4th	-9.0	HOU	3:17	42,030
39	5/15	N	OAK	W	6-5	Gallardo (2-3)/Manaea/Zych (1)	18-21	4th	-9.0	HOU	3:14	15,431
40	5/16	N	OAK	L	6-9	Madson/Cishek (0-1)	18-22	4th	-10.0	HOU	3:25	13,955
41	5/17	N	OAK	W	4-0	Bergman (1-1)/Hahn	19-22	4th	-10.0	HOU	2:39	14,117
42	5/18	N	CWS	W	5-4	Vincent (2-1)/Jennings	20-22	4th	-9.5	HOU	3:02	17,757
43	5/19	N	CWS	L	1-2 (10)	Robertson/Zych (2-1)	20-23	4th	-9.5	HOU	2:46	32,371
44	5/20	N	CWS	L	1-16	Pelfrey/Gallardo (2-4)	20-24	5th	-9.5	HOU	2:52	33,801
45	5/21	D	CWS	L	1-8	Holland/Heston (0-1)	20-25	5th	-9.5	HOU	2:46	36,782
	5/22							5th	-10.0			
46	5/23	N	at WAS	L	1-10	Ross/Bergman (1-2)	20-26	5th	-11.0	HOU	2:28	29,650
47	5/24	N	at WAS	L	1-5	Roark/Gaviglio (0-1)	20-27	5th	-11.0	HOU	2:28	29,223
48	5/25	D	at WAS	W	4-2	Miranda (4-2)/Turner/Diaz (8)	21-27	5th	-11.0	HOU	3:18	18,881
49	5/26	N	at BOS	L	0-3	Rodriguez/Gallardo (2-5)/Kimbrell	21-28	5th	-12.0	HOU	3:11	35,080
50	5/27	D	at BOS	L	0-6	Johnson/Whalen (0-1)	21-29	5th	-13.0	HOU	2:23	36,985
51	5/28	D	at BOS	W	5-0	Bergman (2-2)/Porcello	22-29	5th	-13.0	HOU	3:14	37,174
52	5/29	D	at COL	W	6-5	Gaviglio (1-1)/Chatwood/Diaz (9)	23-29	T4th	-13.0	HOU	3:25	40,298
53	5/30	N	at COL	W	10-4	Miranda (5-2)/Anderson	24-29	4th	-13.0	HOU	3:11	33,258
54	5/31	N	COL	W	5-0	Paxton (4-0)/Senzatela	25-29	4th	-13.0	HOU	2:46	16,750

JUNE RECAP

Overall	15-12
Home	11-8
Road	4-4
Day	2-6
Night	13-6
1-Run	2-2
X-Inn	1-0
vs. AL West	3-4
vs. AL Central	8-2
vs. AL East	4-2
Interleague	1-2

AL WEST STANDINGS

Team	W-L	PCT	GB
HOU	54-27	.667	--
LAA	42-42	.500	13.5
SEA	40-41	.494	14.0
TEX	39-41	.488	14.5
OAK	35-45	.438	18.5

DAYS BY PLACE IN AL WEST

1st	0
2nd	11
3rd	6
4th	12
5th	0

BATTING LEADERS

Games	Canó / Seager - 26
Batting Average	Gamel - .393
Hits	Gamel - 41
Runs	Gamel - 22
2B	Cruz - 9
3B	Dyson - 1
HR	Zunino - 10
RBI	Zunino - 31
BB	Cruz - 11
SO	Zunino - 31
OBP	Gamel - .426
SLG	Zunino - .722
OPS	Zunino - 1.092
XBH	Zunino - 13
SB	Motter - 5
CS	Valencia / Haniger / Heredia - 1
TB	Zunino - 57
Multi-Hit	Gamel - 13

PITCHING LEADERS

W (starter)	Bergman / Gaviglio / Miranda - 2
W (reliever)	5 Players - 1
L (starter)	Paxton - 3
L (reliever)	Zych / Diaz - 1
Saves	Diaz - 3
GS	Gaviglio / Miranda - 6
G	Zych - 10
IP	Miranda - 40.2
CG	Miranda - 1
BB	Paxton - 14
SO	Paxton - 28
ERA (starter)	Gaviglio - 3.29
ERA (reliever)	Vincent - 0.00
Quality Starts	Miranda - 4

BEST JUNE RECORDS

20-7 (.741)	1997
19-8 (.704)	2000
18-8 (.692)	2006
18-9 (.667)	2007
18-9 (.667)	2001
18-10 (.643)	2014
17-10 (.630)	2003
17-11 (.607)	2002
Other .500+ June: 2009 (15-10), 1982 (15-10), 1985 (16-11), 1990 (16-12), 1979 (16-12), 1996 (14-12), 2010 (14-13), 1991 (14-13)	

JUNE REVIEW (15-12)

TEAM NOTES...went 15-12 in June...have improved record in each month of the season (April: 11-15, May: 14-14)...had season-long 6-game winning streak June 18-23...went 3-4-1 in series in June...recorded 2 series sweeps, over Tampa Bay (3-0) and Detroit (4-0)...4th and 5th series sweeps of the season...went 11-8 at home this month, bringing season home record to 25-16.

ODDS AND ENDS

- **Nick Vincent** finished the month on a 14.0-inning scoreless streak...it was Vincent's second scoreless streak of 13.0+ innings this year.
- 4-game sweep of Detroit was Seattle's first 4-game sweep since June 30-July 3, 2016 vs. Baltimore.
- **Jarrod Dyson** stole 5 bases in 6 attempts in June...is 2nd in the AL in stolen bases (1st- Maybin, 24)...has stolen at least 5 bases each month this year.

JUNINO...**Mike Zunino** had 31 RBI this month...just the 11th time that a Mariners player has recorded 30+ RBI in a calendar month...Mike Blowers and Edgar Martinez share the record with 33 in Aug. 1995...the rest of the list: 32-Edgar Martinez (June 1995) & Jay Buhner (Sept. 1995...had 1 more in Oct. that year); 31-Raul Ibanez (Aug. 2008); 30-Ken Griffey Jr., twice (April 1997 & July 1996), Adrian Beltre (July 2007), Alex Rodriguez (July 1999) and Edgar Martinez (Aug. 2001).

OFFENSE BACK ON TRACK...Seattle scored 160 runs in 27 June games, an average of 5.92 runs...182 runs in its last 30 games, an average of 6.07 runs per game in that span...during this stretch, Seattle is hitting .297 (313x1053) with 60 doubles, 2 triples, 40 home runs, 170 RBI, a .357 on-base mark and an .827 OPS...in the 16 games before this run, Seattle was 4-12 and hit .205 (104x36) with 36 runs, an average of 2.25 runs per game...the Mariners are now averaging 4.91 runs per game (398 total runs) for the season.

RIBBIES...Seattle has two of the top-5 RBI men in the American League through June...**Nelson Cruz** had 58 RBI this season and was 2nd in the American League, trailing only New York's Aaron Judge (60)...teammate **Robinson Canó** was T3rd in the AL with 56 RBI...the Mariners joined Chicago-AL as only AL teams with 2+ players with 50 RBI through June, joining Arizona (2), Cincinnati (2), Colorado (3) & Washington (3) as only teams in the Majors.

JUNE BOOM...**Ben Gamel** ranked 3rd in MLB in batting average in June at .393 (42x107)...behind only Justin Turner-LAD (.415/27x65) and Andrew McCutchen-PIT (.411/37x90)...Gamel was 1st in the American League, ahead of Josh Reddick-HOU (.389/28x72).

HOLY HANIGER...outfielder **Mitch Haniger** returned from the disabled list on June 11, and played in 16 games since his return...reached base safely 28 times in those 16 games (15 hits, 10 walks, 3 HBP) for a .367 on-base percentage...notably, he's managed to lower his season OBP with this stretch: from April 3-25 (his last game before being placed on the DL) he reached base safely 42 times (27 H, 13 BB, 2 HBP) in 21 games, posting a .447 on-base percentage.

GAVIGLIO-OH!...**Sam Gaviglio** allowed more than 2 runs in just one of his five June starts...led the Mariners in ERA among starters in June with a mark of 3.29 (10 ER, 27.1 IP)...went at least 5.0 IP in every start...the Mariners went 4-1 in Gaviglio's June starts and are 6-3 on the season.

SWEET RELIEF...the Mariners relief staff had a 3.70 ERA (36 ER, 87.2 IP) in June, 1.05 runs lower than their ERA in April and May...relievers went 5-2 this month...6 relievers did not give up an earned run this month (**Zac Curtis, Rob Whalen, Nick Vincent, Chase De Jong, Emilio Pagan, and Tyler Cloyd**)...the Mariners used 15 relievers this month.

NEWBIES ON THE MOUND...Four Mariners made their MLB pitching debuts this month (**Tyler Cloyd, Andrew Moore, Max Povse, and Carlos Ruiz**)...Ruiz had played in 1109 MLB games before taking the mound on June 13...Moore became the 13th Mariner to start a game this year, most in the Majors...Seattle has used 31 different pitchers this season, also most in the Majors.

WHEELS ABOUND...The Mariners stole 16 bases in 20 attempts this month...**Taylor Motter** (5 SB) and **Ben Gamel** (2 SB) stole multiple bases without being caught...Seattle is third in the American League in stolen bases this year with 50 (1st- LAA, 74)...the Mariners were 5th in the AL in stolen base percentage (80%) and stolen bases (16) this month.

OUTFIELD OF DREAMS...**Guillermo Heredia** (.246/14x57), **Jarrod Dyson** (.333/27x81), **Ben Gamel** (.393/42x107), and **Mitch Haniger** (.231/15x65) combined to hit .289 (88x305) with 64 runs, 8 home runs, and 29 RBI in June...the Mariners outfield scored 40% of Seattle's runs this month...Gamel and Dyson were 1-2 on the Mariners in batting average this month...those 4 outfielders also hit 17 doubles and stole 8 bases this month.

AWESOME ARIEL...**Ariel Miranda** had a 3.32 ERA (15 ER, 40.2 IP) in June, his lowest ERA in a month this year and 2nd-lowest in his career (1st- Sept. 2016, 2.62)...40.2 IP was his most in any month in his career...averaged 6.2 IP per start this month...went over 6 IP in 5 of 6 starts, including his first career complete game June 4 vs. Tampa Bay...had 4 quality starts.



JUNE REVIEW (15-12)

PLAYER	AVG	G	AB	R	H	TB	2B	3B	HR	RBI	SH	SF	HP	BB	IBB	SO	SB	CS	GI DP	E	SLG	OBP	PINCH AB	HIT H	RBI
Cano, R	.287	27	108	15	31	52	3	0	6	23	0	0	0	10	0	11	1	0	2	2	.481	.347	0	0	0
Cruz, N	.297	25	91	16	27	42	9	0	2	17	0	1	2	11	2	21	0	0	3	0	.462	.381	0	0	0
Dyson, J	.333	24	81	19	27	41	6	1	2	8	0	0	1	4	0	16	5	1	1	2	.506	.372	1	0	0
+Gamel, B	.393	26	107	22	42	56	8	0	2	11	0	1	1	6	0	23	2	0	1	0	.523	.426	0	0	0
+Haniger, M	.231	17	65	13	15	23	2	0	2	6	0	0	4	10	0	24	1	1	1	1	.354	.367	0	0	0
+Heredia, G	.246	19	57	10	14	21	1	0	2	4	0	0	2	2	0	9	0	1	2	0	.368	.295	0	0	0
Motter, T	.206	21	68	9	14	21	1	0	2	7	0	1	0	5	0	19	5	0	2	2	.309	.257	0	0	0
+Powell, B	.154	9	13	3	2	2	0	0	0	1	1	0	0	2	0	4	0	0	0	0	.154	.267	2	0	0
Ruiz, C	.294	7	17	2	5	10	2	0	1	1	0	0	2	1	0	5	0	0	0	1	.588	.400	0	0	0
Seager, K	.255	27	110	12	28	51	8	0	5	17	0	0	2	7	1	19	1	0	1	2	.464	.311	0	0	0
Segura, J	.278	9	36	6	10	15	2	0	1	3	0	0	0	3	0	7	1	0	0	0	.417	.333	0	0	0
+Smith, T	.188	10	16	2	3	4	1	0	0	1	0	0	1	1	0	8	0	0	0	0	.250	.263	2	0	0
Valencia, D	.308	25	91	17	28	43	3	0	4	21	0	2	0	8	0	27	0	1	0	1	.473	.356	1	0	0
Zunino, M	.304	24	79	14	24	57	3	0	10	31	0	1	2	7	0	32	0	0	0	1	.722	.371	1	0	0
SEATTLE	.288	27	939	160	270	438	49	1	39	151	1	7	17	77	3	225	16	4	13	14	.466	.350	7	0	0
OPPONENT	.258	27	919	135	237	431	42	1	50	130	3	4	6	89	3	204	14	2	28	12	.469	.326	11	0	0
DH	.292	27	96	20	28	46	9	0	3	18	1	1	3	12	2	22	0	0	3	0	.479	.384	2	0	0

PITCHER	R/L	W	L	ERA	G	GS	CG	GF	SHO	SV	IP	H	R	ER	HR	HB	BB	IBB	SO	WP	BK	OPP AVG
+Altavilla, R	0	0	0	5.06	9	0	0	6	0	0	10.2	10	7	6	4	1	2	0	12	1	0	.233
Bergman, C	R	2	2	6.52	4	4	0	0	0	0	19.1	25	15	14	6	0	6	0	16	0	0	.305
Cishek, S	R	1	0	3.38	10	0	0	5	0	1	8.0	6	3	3	1	1	3	1	10	1	1	.188
Cloyd, T	R	1	0	0.00	1	0	0	0	0	0	1.0	2	0	0	0	0	0	0	1	0	0	.500
Curtis, Z	L	0	0	0.00	1	0	0	1	1	0	3.0	3	3	0	1	1	1	0	1	2	0	.231
+DeJong, C	R	0	0	0.00	1	0	0	0	0	0	4.0	1	0	0	0	0	2	0	2	0	0	.083
Diaz, E	R	1	1	3.72	10	0	0	7	0	3	9.2	11	8	4	4	0	3	0	14	0	1	.289
Gallardo, R	1	2	6.75	5	4	0	0	1	0	1	24.0	27	18	18	4	0	8	0	17	1	0	.290
+Gaviglio, R	2	1	3.29	5	5	0	0	0	0	0	27.1	24	11	10	6	0	10	0	20	1	1	.240
Hernandez, R	1	0	4.50	2	2	0	0	0	0	0	12.0	13	6	6	3	0	4	0	11	1	0	.283
+Lawrence, R	0	0	7.27	2	0	0	0	0	0	0	8.2	14	7	7	2	0	3	0	9	0	0	.378
Miranda, A	L	2	2	3.32	6	6	1	0	0	0	40.2	27	15	15	8	1	12	0	22	1	0	.188
+Moore, A	R	1	0	3.86	1	1	0	0	0	0	7.0	6	3	3	1	0	0	0	4	0	0	.231
+Pagan, E	R	0	0	0.00	1	0	0	0	0	0	4.0	0	0	0	0	0	1	0	5	0	0	.000
Paxton, J	L	1	3	7.20	5	5	0	0	0	0	25.0	33	21	20	5	0	14	0	28	3	0	.324
+Pazos, J	L	1	0	5.59	10	0	0	0	0	0	9.2	7	6	6	2	1	6	0	13	2	1	.200
+Povse, M	R	0	0	10.13	2	0	0	0	1	0	2.2	7	3	3	1	0	1	0	2	0	0	.500
Ruiz, C	R	0	0	9.00	1	0	0	0	1	0	1.0	2	1	1	1	0	2	0	1	0	0	.400
Rzepczyns	L	0	0	10.13	6	0	0	0	0	0	2.2	6	5	3	0	0	3	1	1	0	0	.462
Vincent, N	R	0	0	0.00	8	0	0	1	0	0	8.0	6	0	0	0	0	2	0	6	0	0	.200
+Whalen, R	R	0	0	0.00	1	0	0	0	1	0	2.0	0	0	0	0	0	0	0	2	0	0	.000
+Zych, T	R	1	1	2.79	10	0	0	1	0	0	9.2	7	3	3	1	1	6	1	7	0	0	.212
SEATTLE		15	12	4.58	27	27	1	26	1	5	240.0	237	135	122	50	6	89	3	204	13	4	.258
OPPONENTS		12	15	5.82	27	27	0	27	1	5	233.2	270	160	151	39	17	77	3	225	16	0	.288

G	D	D/N	OPP	W / L	SCORE	WINNER/LOSER/SAVE	REC.	POS	GA/GB	CLUBS	TIME	ATT										
55	6/1	D	COL	L	3-6	Freeland/Gallardo (2-6)/Holland	25-30	4th	-13.5	HOU	3:28	21,536										
56	6/2	N	TB	W	12-4	Bergman (3-2)/Odorizzi	26-30	4th	-13.5	HOU	3:09	27,933										
57	6/3	N	TB	W	9-2	Gaviglio (2-1)/Cobb	27-30	3rd	-13.5	HOU	2:59	26,999										
58	6/4	D	TB	W	7-1	MIRANDA (6-2)/Ramirez	28-30	T2nd	-13.5	HOU	2:41	28,544										
	6/5							T2nd	-14.0													
59	6/6	N	MIN	W	12-3	Paxton (5-0)/Santiago	29-30	T2nd	-13.0	HOU	3:26	18,164										
60	6/7	N	MIN	W	6-5	Diaz (2-2)/Kintzler	30-30	T2nd	-12.0	HOU	2:43	15,732										
61	6/8	N	MIN	L	1-2	Gibson/Bergman (3-3)/Kintzler	30-31	T2nd	-13.0	HOU	2:51	15,632										
62	6/9	N	TOR	W	4-2	Cloyd (1-0)/Biagini/Diaz (10)	31-31	T2nd	-12.0	HOU	2:53	33,530										
63	6/10	N	TOR	L	2-4	Stroman/Zych (2-2)/Osuna	31-32	T2nd	-13.0	HOU	2:44	45,484										
64	6/11	D	TOR	L	0-4	Happ/Paxton (5-1)/Osuna	31-33	3rd	-13.0	HOU	3:01	41,204										
65	6/12	N	at MIN	W	14-3	Gallardo (3-6)/Mejia	32-33	T3rd	-12.0	HOU	3:22	16,996										
66	6/13	N	at MIN	L	7-20	Gibson/Bergman (3-4)	32-34	4th	-12.0	HOU	3:04	17,922										
67	6/14	N	at MIN	W	6-4	Gaviglio (3-1)/Santana/Diaz (11)	33-34	T3rd	-12.0	HOU	3:06	22,283										
68	6/15	D	at MIN	L	2-6	Berrios/Miranda (6-3)	33-35	4th	-12.5	HOU	2:45	24,464										
69	6/16	N	at TEX	L	4-10	Ross/Paxton (5-2)	33-36	4th	-12.5	HOU	3:07	33,960										
70	6/17	D	at TEX	L	4-10	Perez/Gallardo (3-7)	33-37	4th	-13.5	HOU	2:54	35,928										
71	6/18	D	at TEX	W	7-3	Bergman (4-4)/Darvish	34-37	4th	-12.5	HOU	3:43	31,552										
72	6/19	N	DET	W	6-2	Pazos (2-1)/Wilson	35-37	4th	-12.5	HOU	3:16	21,524										
73	6/20	N	DET	W	5-4 (10)	Cishek (1-1)/Wilson	36-37	4th	-12.5	HOU	3:42	15,063										
74	6/21	N	DET	W	7-5	Zych (3-2)/Greene/Diaz (12)	37-37	2nd	-12.5	HOU	3:16	18,567										
75	6/22	N	DET	W	9-6	Moore (1-0)/Norris/Cishek (1)	38-37	2nd	-12.5	HOU	2:58	18,751										
76	6/23	N	HOU	W	13-3	Hernandez (3-2)/Musgrove/Gallardo (1)	39-37	2nd	-11.5	HOU	3:17	31,789										
77	6/24	N	HOU	L	2-5	McCullers/Gaviglio (3-2)	39-38	2nd	-12.5	HOU	3:09	29,826										
78	6/25	D	HOU	L	2-8	Feliz/Miranda (6-4)	39-39	4th	-13.5	HOU	3:21	33,020										
	6/26							T3rd	-13.5													
79	6/27	N	PHI	L	2-8	Nola/Paxton (5-3)	39-40	4th	-13.5	HOU	3:02	22,654										
80	6/28	D	PHI	L	4-5	Pinto/Diaz (2-3)/Neris	39-41	4th	-14.5	HOU	3:24	29,505										
	6/29							4th	-15.0	HOU												
81	6/30	N	at LAA	W	10-0	Miranda (7-4)/Bridwell	40-41	3rd	-14.0	HOU	3:21	40,059										
JUNE TOTALS													Record: 15-12		Batting Average: .288		ERA: 4.58		FLD% .986		Average Time of Game: 3:06	

JULY RECAP

Overall	14-12
Home	5-10
Road	7-2
Day	5-4
Night	9-8
1-Run	5-1
X-Inn	4-1
vs. AL West	6-4
vs. AL Central	3-3
vs. AL East	3-4
Interleague	2-1

AL WEST STANDINGS

Team	W-L	PCT	GB
HOU	69-36	.657	--
SEA	54-53	.505	16.0
LAA	51-55	.481	18.5
TEX	50-55	.476	19.0
OAK	47-59	.443	22.5

DAYS BY PLACE IN AL WEST

1st	0
2nd	15
3rd	5
4th	6
5th	0

BATTING LEADERS

Games	Segura/Gamel/Valencia - 26
Batting Average	Segura - .300
Hits	Segura - 33
Runs	Gamel - 15
2B	Seager - 9
3B	Gamel - 2
HR	Cruz - 7
RBI	Zunino - 31
BB	Cruz - 11
SO	Cruz - 20
OBP	Cruz - .340
SLG	Cruz/Seager - .489
OPS	Cruz - .828
XBH	Seager - 13
SB	Segura/Dyson - 4
CS	6 Players - 1
TB	Segura/Seager - 44
Multi-Hit	Segura - 9

PITCHING LEADERS

W (starter)	Paxton - 6
W (reliever)	Zych - 2
L (starter)	Moore, Gaviglio - 3
L (reliever)	Pazos - 2
Saves	Diaz - 8
GS	Hernandez/Paxton - 6
G	Vincent - 15
IP	Paxton - 39.1
CG	N/A
BB	Hernandez - 14
SO	Paxton - 46
ERA (starter)	Paxton - 1.37
ERA (reliever)	Pagan - 0.68
Quality Starts	Paxton - 6

BEST JULY RECORDS

18-9 (.667)	2001
15-10 (.600)	2013
15-11 (.577)	2012
16-12 (.571)	2000
16-12 (.571)	1996
15-12 (.556)	2002
15-12 (.556)	1991
15-12 (.556)	1990
Other 500+ July: 1989 (13-12), 1993 (13-13), 1997 (13-13), 2007 (14-14), 2009 (14-13), 2016 (12-12), 2017 (14-12)	

JULY REVIEW (14-12)

TEAM NOTES...went 14-12 in July...marked Seattle's 3rd consecutive month with a winning percentage of .500 or better (May: 14-14, June: 15-12)...had a 5-game winning streak from July 9-17, the second longest streak of the season (6 games, June 18-23)...went 5-2-1 in series in July...recorded a series sweep, over Chicago-AL (3-0), the 6th series sweep for the Mariners this season...went 7-2 on the road this month after starting the season 15-24 away from Safeco Field...went 7-10 at home in July.

ODDS AND ENDS

- .500** - The Mariners' win on July 31st pushed their record above .500 (54-53) for the first time since June 24 when they were 39-38...entering play on July 31, the Mariners had lost 7 of their last 8 games with a chance to go over .500, with the exception being back-to-back wins vs. Detroit to reach a season-high 2 games over .500 at 39-37 on June 23.

PICKING UP THE PACE...the Mariners went 14-12 (.538) in the month of July, including going 11-6 (.647) from the beginning of the 2nd half (July 14) through the end of July...their .647 winning percentage from July 14-31 was T5th-best in the Major Leagues (also: Kansas City - .647/11-6)...trailing only Los Angeles-NL (.867/13-2), Chicago-NL (.813/13-3), Washington (.688/11-5) and New York-AL (.667/12-6).

ALL HE DOES IS WIN...James Paxton went 6-0 with 1.37 ERA in his 6 starts during July...he held opposing hitters to a .182 batting average and tallied 46 strikeouts over 39.1 IP with 6 walks...among Major League leaders for the month of July, Paxton ranked 1st in wins (6) and innings pitched (39.1), 3rd in ERA (1.37) and WHIP (0.79), T4th in strikeouts (46) and 5th in opponents average against (.182)...of pitchers with at least 30 innings pitched, his 4 extra-base hits allowed were tied for the fewest in the Majors while his 6 walks were tied for 11th-fewest in MLB.

HISTORIC MONTH...James Paxton's 6 wins are the most in club history during a single calendar month...Paxton's 1.37 ERA in July is the lowest monthly ERA by a Mariners pitcher since **Felix Hernandez** posted a 1.22 ERA during June of 2014, and is also the lowest ERA by a left-lander since Jamie Moyer posted a 1.01 ERA in June of 2002.

JEAN, JEAN THE HITTING MACHINE...in 26 games in the month of July, **Jean Segura** hit .300 (33x110) with 13 runs, 8 doubles, 1 home run and 9 RBI...his 33 hits were T7th-most in the American League in July (also: Dustin Pedroia-BOS and Jose Ramirez-CLE)...Segura's 33 hits were 2nd most among all shortstops, trailing only Cleveland's Francisco Lindor (35).

RIBBIES...Seattle had two of the top-6 RBI men in the American League through the end of July...**Nelson Cruz** led the AL with 79 RBI while **Robinson Canó** was T6th in the AL with 70 RBI (also: Miguel Sano-MIN)...at the time, the Mariners were the only team in the AL with at least 2 players with 70+ RBI and joined Miami and Washington as the only teams in the Majors with 2+ players with 70-or-more RBI apiece.

WHAT A RELIEF...the Mariners bullpen combined for a 2.29 ERA in the month of July, the 3rd-lowest ERA in the Major Leagues during the month...only Kansas City (2.00/21 ER, 94.1 IP) and St. Louis (2.17/19 ER, 78.2 IP) had lower bullpen ERAs in July...Seattle's 2.29 bullpen ERA is the 7th-lowest in a single month in club history...ranks behind only Mar./April, 2001 (2.26), Mar./April, 2005 (2.26), June, 2009 (2.20), July, 2001 (1.97), June, 2012 (1.88), July, 2014 (1.84) and June, 2014 (1.64).

BIG BEN...Ben Gamel recorded a hit in 16 consecutive games from July 14-30, the 2nd-longest hitting streak by a Mariners player this season (Jean Segura, 17, 4/30-5/18)...during the streak, Gamel hit .319 (22x69) with 13 runs, 3 doubles, 2 triples, 2 home runs and 7 RBI...at the end of July, Gamel was batting .318 (104x327), 6th-best in the American League...teammate **Jean Segura** was batting .322 (105x326), 3rd-best in the AL.

20 SAVES...Edwin Díaz pitched a 1-2-3 9th inning on July 31 to notch his 20th save of the season...he is just the 13th Seattle pitcher (done 20x) to record 20 saves in a season...Kazuhiro Sasaki accomplished this feat 3 times while David Aardsma, Bill Caudill, JJ Putz and Mike Schooler each did it twice and 8 Seattle pitchers (including Diaz) have done it once.

MILESTONE HOME RUN...**Nelson Cruz** hit his 300th career home run on July 7 vs. Oakland...he became the 7th player to hit his 300th career home run with the Mariners, joining Willie Horton (1979), Ken Griffey Jr. (1998), Jay Buhner (2000), Edgar Martinez (2004), Richie Sexson (2008) and Raul Ibanez (2013)...at that time, Cruz was the 10th active player with at least 300 career home runs, joining Albert Pujols, Adrian Beltre, Miguel Cabrera, Carlos Beltran, Edwin Encarnacion, Jose Bautista, Curtis Granderson, Matt Holliday and Adrian Gonzalez.

AWARD SEASON...James Paxton was named American League Pitcher of the Month for July, and Edwin Díaz was named AL Reliever of the Month for July...Paxton became the first Mariners pitcher to earn the monthly award since Felix Hernandez in June of 2014.

A SKY FULL OF STARS...**Robinson Canó** (8th appearance) and **Nelson Cruz** (5th appearance) each appeared in the 88th Major League Baseball All-Star Game on July 11 at Marlins Park in Miami...marked the 10th time in club history that the Mariners have had multiple position players selected to the Midsummer Classic (last: 2014, Canó and **Kyle Seager**).

STANDOUT PERFORMANCE...with a go-ahead solo home run in the top of the 10th inning at the 88th MLB All-Star Game on July 11 at Marlins Park in Miami, **Robinson Canó** propelled the American League to a 2-1 win over the National League...Canó was named the Ted Williams Most Valuable Player, becoming the 3rd Mariner in club history to be named MVP in the Midsummer Classic (also: Ken Griffey Jr., 1992 at San Diego and Ichiro Suzuki, 2007 at San Francisco)...Canó is the 5th Mariner to homer in the All-Star Game, joining Griffey ('92 at SD), Edgar Martinez ('97 at CLE), Alex Rodriguez ('98 at COL) and Ichiro ('07



JULY REVIEW (14-12)

PLAYER	AVG	G	AB	R	H	TB	2B	3B	HR	RBI	SH	SF	HP	BB	IBB	SO	SB	CS	GI		E	SLG	OBP	PINCH		HIT	
																			DP	P				AB	H	HR	RBI
Cano, R	.210	25	100	12	21	35	5	0	3	13	0	1	0	10	2	14	0	0	6	5	.350	.279	0	0	0	0	0
Cruz, N	.239	25	88	12	21	43	1	0	7	20	0	1	3	11	3	25	0	0	3	0	.489	.340	1	0	0	0	0
Dyson, J	.179	21	56	7	10	16	1	1	1	4	1	0	1	4	0	11	4	1	0	0	.286	.246	2	0	0	0	0
Espinosa, D	.125	9	16	0	2	2	0	0	0	1	0	0	0	0	0	7	1	1	0	0	.125	.125	3	1	0	1	1
SEA	.200	3	5	0	1	1	0	0	0	1	0	0	0	0	0	2	1	0	0	0	.200	.200	1	1	0	1	1
RIGHT	.000	0	0	0	0	0	0	0	0	0	0	0	0	0	0	1	0	0	0	0	.000	.000	0	0	0	0	0
LEFT	.333	3	3	1	1	1	0	0	0	1	0	0	0	0	0	1	0	0	0	0	.333	.333	1	1	0	1	1
+Gamel, B	.255	26	106	15	27	41	4	2	2	9	0	0	0	5	0	28	1	0	2	1	.387	.288	1	0	0	0	0
+Haniger, M	.176	20	68	3	12	19	4	0	1	2	0	0	2	3	0	13	0	0	1	1	.279	.233	0	0	0	0	0
+Heredia, G	.229	19	48	8	11	17	3	0	1	6	0	0	3	5	0	7	0	1	0	0	.354	.339	2	0	0	0	0
RIGHT	.229	48	11	17	3	0	1	6	0	0	0	3	5	0	7	0	1	0	0	0	.354	.339	2	0	0	0	0
LEFT	.000	0	0	0	0	0	0	0	0	0	0	0	0	0	0	0	0	0	0	.000	.000	0	0	0	0	0	
Martin, L	.375	2	8	1	3	8	0	1	1	3	0	0	0	0	0	2	0	1	0	0	.000	.375	0	0	0	0	0
Motter, T	.125	4	8	1	1	1	0	0	0	0	0	0	0	1	0	1	0	1	0	0	.125	.222	0	0	0	0	0
RIGHT	.125	8	1	1	1	0	0	0	0	0	0	0	0	1	0	1	0	1	0	0	.125	.222	0	0	0	0	0
LEFT	.000	0	0	0	0	0	0	0	0	0	0	0	0	0	0	0	0	0	0	.000	.000	0	0	0	0	0	
+Powell, B	.250	3	8	1	2	2	0	0	0	0	0	0	0	0	0	2	0	0	0	0	.250	.250	1	0	0	0	0
Ruiz, C	.292	8	24	2	7	8	1	0	0	2	0	0	0	3	0	8	1	0	0	0	.333	.370	0	0	0	0	0
Seager, K	.256	25	90	12	23	44	9	0	4	10	0	2	4	7	0	18	0	1	0	0	.489	.330	0	0	0	0	0
Segura, J	.300	26	110	13	33	44	8	0	1	9	0	1	2	5	1	22	4	1	4	3	.400	.339	0	0	0	0	0
Valencia, D	.238	26	101	12	24	38	5	0	3	12	0	1	1	4	0	30	0	0	4	3	.376	.271	0	0	0	0	0
Zunino, M	.188	21	64	9	12	29	2	0	5	8	0	0	0	8	0	28	0	0	1	2	.453	.278	1	0	0	0	0
PITCHERS	.000	26	0	0	0	0	0	0	0	0	0	0	0	0	0	0	0	0	0	3	.000	.000	0	0	0	0	0
SEATTLE	.235	26	884	108	208	346	43	4	29	99	1	6	16	66	6	211	11	6	21	18	.391	.298	9	1	0	1	1
OPPONENT	.231	26	889	107	205	353	42	2	34	100	3	11	12	75	6	230	13	5	21	17	.397	.296	13	2	0	1	1
DH	.242	26	95	13	23	45	1	0	7	20	0	1	3	11	3	28	0	1	3	0	.474	.336	2	0	0	0	0

OPP

PITCHER	R/L	W	L	ERA	G	GS	CG	GF	SHO	SV	IP	H	R	ER	HR	HB	BB	IBB	SO	WP	BK	AVG
+Altavilla	R	0	0	0.00	1	0	0	1	0	0	1.0	1	0	0	0	0	1	0	2	0	0	.250
Cishek,S	R	1	0	0.87	10	0	0	2	0	0	10.1	3	1	1	1	1	3	0	7	0	0	.100
SEA	0	0	0	1.17	8	0	0	2	0	0	7.2	3	1	1	1	0	3	0	3	0	0	.136
Diaz,E	R	0	1	1.98	13	0	0	10	0	8	13.2	8	3	3	0	0	5	1	21	0	0	.163
Gallardo,	R	2	0	2.37	5	2	0	2	0	0	19.0	13	5	5	3	0	9	2	14	1	0	.191
+Gaviglio,	R	0	3	7.94	3	3	0	0	0	0	17.0	22	15	15	5	1	6	0	12	0	1	.333
Hernandez	R	2	2	3.86	6	6	0	0	0	0	35.0	27	18	15	7	4	14	0	36	4	0	.206
+Lawrence,	R	0	0	0.00	1	0	0	1	0	0	1.0	0	0	0	0	0	0	0	1	0	0	.000
Miranda,A	L	0	0	6.55	4	4	0	0	0	0	22.0	21	17	16	6	0	5	0	24	1	0	.256
+Moore,A	R	0	3	6.07	5	5	0	0	0	0	29.2	32	20	20	10	1	4	0	12	0	0	.276
+Pagan,E	R	0	0	0.68	6	0	0	3	0	0	13.1	8	1	1	0	1	4	0	15	1	0	.178
Paxton,J	L	6	0	1.37	6	6	0	0	0	0	39.1	25	6	6	0	3	6	0	46	1	0	.182
+Pazos,J	L	0	2	9.95	9	0	0	2	0	0	6.1	13	10	7	1	1	4	0	6	0	0	.394
Phelps,D	R	1	1	3.18	5	0	0	1	0	0	5.2	6	2	2	0	0	1	0	10	0	0	.261
+Povse,M	R	0	0	0.00	1	0	0	1	0	0	1.0	2	2	0	0	0	0	0	0	0	0	.333
Rzepczyns	L	0	0	5.40	13	0	0	0	0	0	5.0	7	3	3	1	0	4	1	4	1	0	.333
Vincent,N	R	1	0	2.13	15	0	0	1	0	0	12.2	12	3	3	0	0	2	1	12	0	0	.255
+Zych,T	R	2	0	0.84	11	0	0	2	0	0	10.2	5	1	1	0	1	7	1	12	1	0	.139
SEATTLE		14	12	3.68	26	26	0	26	2	8	240.0	205	107	98	34	12	75	6	230	10	1	.231
OPPONENTS		12	14	3.86	26	26	1	25	2	7	235.2	208	108	101	29	16	66	6	211	16	2	.235

G	D	D/N	OPP	W / L	SCORE	WINNER/LOSER/SAVE	REC.	POS	GA/GB	CLUBS	TIME	ATT	
82	7/1	N	at LAA	L	0-4	NOLASCO/Gaviglio (3-3)	40-42	3rd	-15.0	HOU	2:32	44,644	
83	7/2	D	at LAA	W	5-3	Paxton (6-3)/Chavez/Díaz (13)	41-42	3rd	-15.0	HOU	3:10	39,279	
84	7/3	N	KC	L	1-3	Kennedy/Moore (1-1)/Soria	41-43	3rd	-15.5	HOU	2:28	35,789	
85	7/4	D	KC	L	3-7	Duffy/Hernandez (3-3)	41-44	3rd	-16.5	HOU	2:55	25,555	
86	7/5	N	KC	L	6-9 (10)	Minor/Pazos (2-2)/Herrera	41-45	3rd	-17.5	HOU	3:34	15,157	
87	7/6	N	OAK	L	4-7	Blackburn/Gaviglio (3-4)	41-46	3rd	-17.5	HOU	2:56	18,368	
88	7/7	N	OAK	W	7-2	Paxton (7-3)/Manaea	42-46	4th	-17.5	HOU	2:39	22,213	
89	7/8	N	OAK	L	3-4	Doolittle/Díaz (2-4)/Casilla	42-47	4th	-17.5	HOU	2:54	28,694	
90	7/9	D	OAK	W	4-0	Hernandez (4-3)/Gossett	43-47	4th	-17.5	HOU	2:39	32,661	
	7/10												
	7/11		All Star Game (Miami)										
	7/12												
	7/13												
91	7/14	N	at CWS	W	4-2	Paxton (8-3)/Shields/Díaz (14)	44-47	T3rd	-17.5	HOU	2:50	20,311	
92	7/15	N	at CWS	W	4-3	Hernandez (5-3)/Swarzak/Díaz (15)	45-47	3rd	-16.5	HOU	3:26	21,743	
93	7/16	D	at CWS	W	7-6 (10)	Vincent (3-1)/Beck/Díaz (16)	46-47	T2nd	-16.5	HOU	3:22	24,502	
94	7/17	N	at HOU	W	9-7 (10)	Gallardo (4-7)/Sipp/Díaz (17)	47-47	2nd	-15.5	HOU	3:49	24,701	
95	7/18	N	at HOU	L	2-6	Peacock/Gaviglio (3-5)/Gregerson (1)	47-48	2nd	-16.5	HOU	3:02	27,111	
96	7/19	D	at HOU	W	4-1	Paxton (9-3)/Morton/Díaz (18)	48-48	2nd	-15.5	HOU	2:51	35,191	
97	7/20	N	NYN	L	1-4	Severino (6-4)/Hernandez (5-4)	48-49	2nd	-16.0	HOU	3:14	35,175	
98	7/21	N	NYN	L	1-5	Sabathia/Moore	48-50	2nd	-17.0	HOU	2:50	34,073	
99	7/22	N	NYN	W	6-5 (10)	Zych(4-2)/Warren	49-50	2nd	-17.0	HOU	3:28	46,197	
100	7/23	D	NYN	L	4-6	Green/Pazos (2-3)/Chapman	49-51	T2nd	-17.0	HOU	3:13	38,503	
101	7/24	N	BOS	W	4-0	Paxton (10-3)/Rodriguez	50-51	2nd	-17.0	HOU	2:40	29,261	
102	7/25	N	BOS	W	6-5 (13)	Zych (5-2)/Fister	51-51	2nd	-17.0	HOU	4:59	28,992	
103	7/26	D	BOS	L	0-4	Sale/Moore (1-3)/Kimbrel	51-52	2nd	-17.0	HOU	2:53	39,797	
	7/27							2nd	-17.0				
104	7/28	N	NYM	L	5-7	Blevins/Phelps (0-1)/Reed	51-53	T2nd	-18.0	HOU	3:21	34,543	
105	7/29	D	NYM	W	3-2	Gallardo (5-7)/deGrom/Díaz (19)	52-53	2nd	-17.0	HOU	3:12	33,519	
106	7/30	D	NYM	W	9-1	Paxton (11-3)/Lugo	53-53	2nd	-16.0	HOU	2:55	31,162	
107	7/31	N	at TEX	W	6-4	Phelps (3-5)/Claudio/Díaz (20)	54-53	2nd	-16.0	HOU	3:16	22,294	
JULY TOTALS			Record: 14-12			Batting Average: .235		ERA: 3.68		FLD% .981		Average Time of Game: 3:07	

AUGUST RECAP

Overall	12-15
Home	2-5
Road	10-10
Day	3-5
Night	9-10
1-Run	7-3
X-Inn	2-0
vs. AL West	3-5
vs. AL Central	2-2
vs. AL East	5-7
Interleague	2-1

AL WEST STANDINGS

Team	W-L	PCT	GB
HOU	80-53	.602	--
LAA	69-65	.515	11.5
TEX	66-67	.496	14.0
SEA	66-68	.493	14.5
OAK	58-75	.436	22.0

DAYS BY PLACE IN AL WEST

1st	0
2nd	16
3rd	13
4th	2
5th	0

BATTING LEADERS

Games	Cano - 27
Batting Average	Cruz - .341
Hits	Cruz - 31
Runs	Cruz - 20
2B	Cano - 10
3B	Segura/Valencia - 1
HR	Cruz - 10
RBI	Cruz - 24
BB	Segura - 10
SO	Zunino - 28
OBP	Cruz - .413
SLG	Cruz - .747
OPS	Cruz - 1.161
XBH	Cruz - 17
SB	Segura - 6
CS	Dyson/Martin - 2
TB	Cruz - 68
Multi-Hit	Cruz/Cano - 8

PITCHING LEADERS

W (starter)	Albers - 2
W (reliever)	Pazos - 2
L (starter)	Gallardo - 3
L (reliever)	Pagan - 2
Saves	Diaz - 10
GS	Ramirez/Miranda - 6
G	Rzepczynski - 13
IP	Ramirez - 32.1
CG	N/A
BB	Gallardo - 14
SO	Miranda - 31
ERA (starter)	Ramirez - 3.62
ERA (reliever)	Pazos - 0.90
Quality Starts	Ramirez - 4

BEST AUGUST RECORDS

9-1 (.900)	1994
20-9 (.690)	2001
17-10 (.630)	2014
15-12 (.556)	2012
16-13 (.551)	1995
16-13 (.551)	1999
15-13 (.536)	2007
16-14 (.533)	2016
14-13 (.519)	1993
Other. 500+ August: 1978 (13-13), 1997 (15-15), 2009 (15-14), 2015 (14-14)	

AUGUST REVIEW (12-15)

TEAM NOTES...Seattle went 12-15 in August...recording its first losing month since April when it finished 11-15...went 2-5 at home and 10-10 on the road...went 5-3-1 in series, including sweeping a two-game series at Oakland, Aug. 8 and Aug. 9...were swept in two series, a 4-game series vs. Los Angeles-AL, Aug. 10-13 and a 3-game series at Baltimore, Aug. 28-30...went 2-0 in extra-inning games.

ODDS AND ENDS

- **Keeping it Close** - 11 of Seattle's 12 wins in the month of August were decided by 3 runs-or-fewer, including 7 one-run wins.
- **Simply Seager** - **Kyle Seager** collected his 500th career RBI on Aug. 18 at Tampa Bay...he became the 10th player in club history to record at least 500 RBI with the Mariners, joining Edgar Martinez (1,261), Ken Griffey Jr. (1,216), Jay Buhner (951), Alvin Davis (667), Ichiro Suzuki (633), Raul Ibanez (612), Alex Rodriguez (595), Bret Boone (535) and Dan Wilson (508).
- **Hold it Right There** - **Marc Rzepczynski** and **Nick Vincent** each record 7 holds in the month of August, T2nd-most in the American League (also: Yusmeiro Petit-LAA)...also ranked T3rd-most in the Majors (also: Petit, Archie Bradley-ARI, Brian Duensing-CHC, David Hernandez-ARI and Wandy Peralta-CIN).
- **Looking for Length** - Mariners starters worked into the 7th inning just twice in the month of August (James Paxton, 6.1 IP, 8/10 vs. LAA and Yovani Gallardo, 6.1 IP, 8/20 at TB)...no Mariners starter completed 7.0 innings in August.
- **Rough Stretch** - over 27 outings in the month of August, Mariners relievers combined to go 7-6 with 11 saves and a 4.10 ERA (46 ER, 101.0 IP)...Seattle's bullpen allowed a .266 (102x384) opponents' batting average while striking out 93 and walking 38 walks...the 4.10 ERA was 2nd-highest by the Mariners bullpen this season (April - 5.80/55 ER, 85.1 IP).

20-20 VISION...**James Paxton** posted 21.0 consecutive scoreless innings, July 19 - August 4...marked his 2nd scoreless inning streak of at least 20.0 innings this season (also: 23.0 IP, 4/5-20)...is one of 3 Mariners pitchers with multiple streaks of at least 20.0 consecutive scoreless innings in a single season (also: Hisashi Iwakuma, 2013, 23.0 IP and 23.2 IP, and Freddy Garcia, 2001, 23.0 IP and 20.2 IP).

ON A ROLL...**James Paxton** equaled the Mariners club record for wins in consecutive starts, earning the win in 7 straight starts, July 2 - August 4...he joined Jamie Moyer (5/6-6/8/03) and Scott Bankhead (6/18-7/20/89) as the only Mariners to win 7 consecutive starts...during this span (7/2-8/4), Paxton went 7-0 with a 1.59 ERA (8 ER, 45.1 IP) with 53 strikeouts and 7 walks in 7 starts...he limited opponents to a .182 (29x159) average against and did not allow a home run during this span.

Z MARKS THE SPOT...from August 11-31, Mike Zunino hit .314 (16x51) with 4 runs, 6 doubles, 3 home runs, 8 RBI, 7 walks, a .417 on-base percentage and a .608 slugging mark (1.025 OPS) in 17 games...among American League leaders during that span (8/11-31), Zunino ranked 11th in OBP (.417), 13th in OPS (1.025) and 15th in slugging (.608).

CHEAPER BY THE DOZEN...**Nelson Cruz** recorded a hit in 12 consecutive games, August 8-20...during this span, he hit .422 (19x45) with 13 runs, 5 doubles, 7 home runs, 16 RBI, 4 walks, a .471 on-base percentage and a 1.000 slugging mark (1.471 OPS)...marked his 2nd hitting streak of at least 10 games this season (also: 4/19-5/6).

BUENOS DÍAZ...**Edwin Díaz** successfully converted 10-of-10 save opportunities in the month of August...overall, he went 0-1 with 10 saves and a 4.63 ERA (6 ER, 11.2 IP) with 14 strikeouts and 10 walks in 12 games...his 10 saves were tied with Tampa Bay's Alex Colome for the American League lead in August.

CRUZ CONTROL...in 25 games in the month of August, **Nelson Cruz** hit .341 (31x91) with 20 runs, 7 doubles, 10 home runs, 24 RBI, 9 walks, a .413 on-base percentage and a .747 slugging mark (1.161 OPS)...among American League leaders, he ranked 2nd in slugging (.747) and OPS (1.161), T5th in extra-base hits (17), T6th in home run (10), 7th in RBI (24), T10th in runs (20), 11th in OBP (.413) and 12th in batting (.341).

WELCOME BACK...after being acquired from Tampa Bay on July 28, **Erasmo Ramirez** made his first start of the season for the Mariners on August 1 at Texas...marks his 2nd stint with the Mariners (also: 2012-14)...in 6 August starts with the Mariners, Ramirez went 1-2 with a 3.62 ERA (13 ER, 32.1 IP) with 25 strikeouts and 8 walks...4-of-his-6 starts were quality starts...his 3.62 ERA led Mariners starters in the month of August.

MILESTONE...**Robinson Canó** recorded his 500th career double on August 4 at Kansas City...he became the 63rd player in Major League history with at least 500 doubles, including one of 7 2nd basemen (career primary position)...he joins Craig Biggio, Nap Lajoie, Charlie Cehringer, Jeff Kent, Rogers Hornsby and Roberto Alomar as the only player to reach that milestone while playing primarily at the keystone position...he is one of 5 active players with 500+ career doubles, joining Albert Pujols, Adrian Beltre, Carlos Beltran and Miguel Cabrera.

MOWING 'EM DOWN...on August 15 vs. Baltimore, Mariners pitchers **Andrew Albers** (8 BF), **Emilio Pagan** (6 BF), **Marc Rzepczynski** (1 BF), **Nick Vincent** (2 BF) and **Edwin Díaz** combined to retire the last 20 consecutive Orioles batters faced...marked the first time the Mariners retired the final 20 opposing batters faced since Felix Hernandez's perfect game vs. Tampa Bay on Aug. 15, 2012.

STREAKY...the Mariners finished August with on a 5-game losing streak, falling from a season-high matching 3 games over .500 (at 66-63) to 66-68...marks the 11th losing streak of at least 3 games for Seattle this season and the 6th of 4-or-more games...it matches the Mariners longest losing streak this season (8/10-14 & 5/19-24)...Seattle has had 9 winning streaks of at least 3, including 8 of 4+ straight wins.

#EXCE11ENCE...**Edgar Martinez's** #11 was retired by the Mariners in a pre-game ceremony on August 12 at Safeco Field...Edgar became the 2nd player to have his number retired by the Mariners, joining his former teammate Ken Griffey Jr. (#24)...the 2017 season marks Edgar's 21st season in a Mariners uniform - the last



AUGUST REVIEW (12-15)

PLAYER	AVG	G	AB	R	H	TB	2B	3B	HR	RBI	SH	SF	HP	BB	IBB	SO	SB	CS	GI DP	E	SLG	OBP	PINCH AB	HIT H	RBI	
Alonso, Y	.270	24	74	12	20	30	4	0	2	10	0	0	0	10	1	17	0	0	2	2	.405	.357	3	2	0	0
SEA	.269	20	67	11	18	28	4	0	2	9	0	0	0	8	0	16	0	0	2	2	.418	.347	2	1	0	0
Cano, R	.293	27	99	12	29	39	10	0	8	0	0	0	2	7	1	11	0	0	1	1	.394	.352	2	0	0	0
Cruz, N	.341	25	91	20	31	68	7	0	10	24	0	1	3	9	0	21	0	0	1	0	.747	.413	1	0	0	0
Dyson, J	.340	14	47	5	16	16	0	0	0	5	2	0	0	4	0	4	5	2	0	0	.340	.392	0	0	0	0
Espinosa, D	.176	8	17	2	3	5	2	0	0	1	0	0	0	2	0	9	0	0	0	2	.294	.263	1	0	0	0
SEA	.182	5	11	2	4	2	0	0	0	1	0	0	0	1	0	5	0	0	0	2	.364	.250	0	0	0	0
RIGHT	.333	3	1	2	1	2	1	0	0	0	0	0	0	0	0	1	0	0	0	0	.667	.333	0	0	0	0
LEFT	.125	8	1	2	1	2	1	0	0	1	0	0	0	1	0	4	0	0	0	0	.250	.222	0	0	0	0
+Gamel, B	.161	25	87	4	14	19	2	0	1	8	0	0	0	6	0	11	1	1	1	1	.218	.215	2	0	0	0
+Haniger, M	.211	10	38	5	8	18	4	0	2	9	0	0	0	2	0	9	0	0	2	2	.474	.250	1	0	0	0
+Heredia, G	.269	22	67	4	18	26	8	0	0	5	1	1	2	5	2	15	0	1	0	1	.388	.333	0	0	0	0
Martin, L	.208	17	53	6	11	18	1	0	2	5	0	0	1	2	1	13	2	2	2	0	.340	.250	3	0	0	0
Motter, T	.222	9	18	3	4	5	1	0	0	2	0	0	0	0	0	2	2	0	1	0	.278	.222	1	0	0	0
Ruiz, C	.118	7	17	1	2	5	0	0	1	1	0	0	0	0	0	8	0	0	0	0	.294	.118	0	0	0	0
Seager, K	.223	24	94	12	21	38	2	0	5	13	0	0	1	7	2	19	1	0	0	3	.404	.284	0	0	0	0
Segura, J	.229	26	105	14	24	33	4	1	1	3	0	0	1	10	0	15	6	0	2	6	.314	.302	1	1	0	0
Valencia, D	.262	20	61	9	16	30	3	1	3	10	0	3	1	3	0	18	0	0	2	1	.492	.294	3	1	0	1
Zunino, M	.247	24	73	6	18	34	7	0	3	8	0	0	3	7	0	28	0	0	3	1	.466	.337	0	0	0	0
Albers, A	1.000	3	1	0	1	1	0	0	0	1	2	0	0	0	0	0	0	0	0	0	.000	1.000	0	0	0	0
Diaz, E	.000	12	1	0	0	0	0	0	0	0	0	0	0	0	0	1	0	0	0	0	.000	.000	0	0	0	0
+Gonzales, M	.000	5	1	0	0	0	0	0	0	0	1	0	0	0	0	1	0	0	0	0	.000	.000	0	0	0	0
PITCHERS	.500	27	6	0	3	3	0	0	0	2	3	0	0	0	0	3	0	0	0	1	.500	.500	0	0	0	0
SEATTLE	.252	27	934	114	235	384	55	2	30	113	6	5	14	71	6	198	17	6	17	21	.411	.313	16	3	0	1
OPPONENT	.275	27	926	146	255	434	36	4	45	138	5	11	13	86	4	204	17	5	16	16	.469	.342	16	4	1	3
DH	.356	27	90	21	32	70	8	0	10	25	0	1	3	9	0	20	0	0	0	0	.778	.427	0	0	0	0

PITCHER	R/L	W	L	ERA	G	GS	CG	GF	SHO	SV	IP	H	R	ER	HR	HB	BB	IBB	SO	WP	BK	OPP AVG
Albers, A	L	2	1	4.20	3	3	0	0	0	0	15.0	23	13	7	2	0	4	0	11	1	0	.338
+Altavilla	R	0	0	3.60	2	0	0	2	0	0	5.0	6	3	2	0	0	3	0	4	1	0	.333
Bergman, C	R	0	1	2.35	4	0	0	2	0	0	7.2	8	2	2	1	1	1	1	3	0	0	.286
Diaz, E	R	0	1	4.63	12	0	0	10	0	10	11.2	4	6	6	1	2	10	0	14	0	0	.108
Gallardo, C	R	0	3	7.46	5	5	0	0	0	0	25.1	27	21	21	8	1	14	0	18	2	0	.270
+Gonzales, L	0	1	7.40	5	5	0	0	0	0	0	20.2	34	17	17	4	1	7	0	13	1	0	.374
+Lawrence, R	1	0	6.06	9	0	0	0	3	0	0	16.1	23	11	11	5	0	6	1	21	0	0	.319
Martin, C	R	0	0	13.50	1	0	0	1	0	0	2.0	5	4	3	0	0	2	0	0	0	0	.455
Miranda, A	L	1	2	7.06	6	6	0	0	0	0	29.1	31	24	23	11	3	13	0	31	3	0	.267
+Moore, A	R	0	0	21.60	1	0	0	0	0	0	1.2	6	4	4	0	0	1	0	1	0	0	.545
+Pagan, E	R	1	2	3.94	12	0	0	3	0	0	16.0	17	8	7	2	0	1	0	16	0	0	.270
Paxton, J	L	1	0	3.65	2	2	0	0	0	0	12.1	9	5	5	2	0	2	0	13	2	0	.200
+Pazos, J	L	2	1	0.90	9	0	0	0	0	0	10.0	9	3	1	1	1	4	0	11	0	0	.250
Phelps, D	R	1	0	3.00	5	0	0	0	0	0	3.0	3	1	1	0	1	4	0	1	0	0	.273
Ramirez, E	R	1	2	3.62	6	6	0	0	0	0	32.1	29	15	13	7	1	8	1	25	0	0	.238
Rzepczynski, L	1	0	2.16	13	0	0	0	3	0	1	8.1	6	2	2	0	1	3	1	7	0	0	.222
+Vieira, T	R	0	0	0.00	1	0	0	1	0	0	1.0	0	0	0	0	0	0	0	1	0	0	.000
Vincent, N	R	0	0	2.31	11	0	0	0	0	0	11.2	9	3	3	1	0	1	0	9	0	0	.214
+Zych, T	R	1	1	5.40	8	0	0	2	0	0	6.2	6	4	4	0	1	2	0	5	0	1	.240
0 SEATTLE	12	15	5.03	27	27	0	27	0	11	236.0	255	146	132	45	13	86	4	204	10	1	.275	
OPPONENTS	15	12	3.95	27	27	1	26	3	9	244.0	235	114	107	30	14	71	6	198	6	0	.252	

G	D	D/N	OPP	W / L	SCORE	WINNER/LOSER/SAVE	REC.	POS	GA/GB	CLUBS	TIME	ATT
108	8/1	N	at TEX	W	8-7	Lawrence (1-3)/Martinez/Diaz (21)	55-53	2nd	-15.0	HOU	3:30	21,200
109	8/2	N	at TEX	L	1-5	Cashner/Miranda (7-5)	55-54	2nd	-15.0	HOU	2:53	23,041
110	8/3	N	at KC	L	4-6	Buchter/Pagan (0-2)/Herrera	55-55	2nd	-15.0	HOU	3:01	29,228
111	8/4	N	at KC	W	5-2	Paxton (12-3)/Hammel/Diaz (22)	56-55	2nd	-15.0	HOU	2:47	38,130
112	8/5	N	at KC			PPD by rain - rescheduled as game #2 of DH on Aug. 6						
113	8/6	D	at KC #1	W	8-7	Pazos (3-3)/Duffy/Diaz (23)	57-55	2nd	---	HOU	3:03	---
		D	at KC #2	L	1-9	Junis/Ramirez (4-4)	57-56	2nd	-15.0	HOU	2:39	29,432
	8/7						57-56	2nd	-15.0	HOU		
114	8/8	N	at OAK	W	7-6 (10)	Rzepczynski (2-0)/Smith/Diaz (24)	58-56	2nd	-14.0	HOU	3:20	12,354
115	8/9	D	at OAK	W	6-3	Pagan (1-2)/Cotton/Diaz (25)	59-56	2nd	-13.0	HOU	2:58	14,989
116	8/10	N	LAA	L	3-6	Norris/Diaz (2-5)/Bedrosian	59-57	2nd	-13.0	HOU	3:14	32,805
117	8/11	N	LAA	L	5-6	Middleton/Pazos (3-4)/Petit	59-58	T2nd	-13.0	HOU	3:04	38,206
118	8/12	N	LAA	L	3-6	Middleton/Zych (5-3)/Bedrosian	59-59	3rd	-13.0	HOU	3:11	45,388
119	8/13	D	LAA	L	2-4	Bridwell/Miranda (7-6)/Middleton	59-60	3rd	-14.0	HOU	2:59	43,199
120	8/14	N	BAL	L	3-11	Gausman/Gallardo (5-8)	59-61	3rd	-14.0	HOU	3:06	17,973
121	8/15	N	BAL	W	3-1	Albers (1-0)/Miley/Diaz	60-61	3rd	-14.0	HOU	2:48	24,927
122	8/16	D	BAL	W	7-6	Zych (6-3)/Jimenez/Rzepczynski (1)	61-61	3rd	-14.0	HOU	3:13	33,448
	8/17							3rd	-13.5	HOU		
123	8/18	N	at TB	W	7-1	Ramirez (5-4)/Pruitt	62-61	3rd	-13.5	HOU	2:53	11,501
124	8/19	N	at TB	W	7-6	Miranda (8-6)/Odorizzi/Diaz (27)	63-61	3rd	-13.5	HOU	3:15	12,218
125	8/20	D	at TB	L	0-3	Snell/Gallardo (5-9)/Colome	63-62	3rd	-13.5	HOU	2:44	13,354
126	8/21	N	at ATL	W	6-5	Albers (2-0)/Foltynewicz/Diaz (28)	64-62	3rd	-13.0	HOU	2:59	21,284
127	8/22	N	at ATL	L	0-4	Sims/Gonzales (0-1)	64-63	3rd	-13.0	HOU	3:01	22,947
128	8/23	N	at ATL	W	9-6	Phelps (4-5)/Johnson/Diaz (29)	65-63	3rd	-13.0	HOU	3:07	23,890
	8/24						65-63	T2nd	-12.5	HOU		
129	8/25	N	at NYY	W	2-1 (11)	Pazos (4-4)/Chapman/Diaz (30)	66-63	2nd	-12.5	HOU	3:51	42,057
130	8/26	D	at NYY	L	3-6	Gray/Gallardo (5-10)/Betances	66-64	T2nd	-12.5	HOU	3:25	39,810
131	8/27	D	at NYY	L	1-10	Tanaka/Albers (2-1)	66-65	T2nd	-14.5	HOU	2:57	40,112
132	8/28	N	at BAL	L	6-7	Hart/Pagan (1-3)/Britton	66-66	3rd	-14.0	HOU	3:01	15,106
133	8/29	N	at BAL	L	0-4	BUNDY/Ramirez (5-5)	66-67	3rd	-14.0	HOU	2:26	13,736
134	8/30	D	at BAL	L	7-8	Brach/Bergman (4-5)/Britton	66-68	4th	-14.0	HOU	3:07	16,983
	8/31							4th	-14.5	HOU		

AUGUST TOTALS	Record: 12-15	Batting Average: .252	ERA: 5.03	FLD% .978	Average Time of Game: 3:03
----------------------	----------------------	------------------------------	------------------	------------------	-----------------------------------

SEPTEMBER RECAP

Overall	12-16
Home	6-9
Road	6-7
Day	1-8
Night	11-8
1-Run	3-2
X-Inn	0-0
vs. AL West	11-14
vs. AL Central	1-2
vs. AL East	0-0
Interleague	0-0

AL WEST STANDINGS

Team	W-L	PCT	GB
HOU	101-61	.623	--
LAA	80-82	.494	21.0
SEA	78-84	.481	23.0
TEX	78-84	.481	23.0
OAK	75-87	.463	26.0

DAYS BY PLACE IN AL WEST

1st	0
2nd	0
3rd	13
4th	17
5th	0

BATTING LEADERS

Games	Canó, Cruz, Haniger - 28
Batting Average	Haniger - .353
Hits	Haniger - 42
Runs	Cruz - 20
2B	Haniger - 8
3B	Gamel, Haniger, Segura - 1
HR	Cruz, Seager - 8
RBI	Seager - 20
BB	Cruz, Seager - 14
SO	Cruz - 32
OBP	Zunino - .420
SLG	Zunino - .662
OPS	Zunino - 1.082
XBH	Haniger - 16
SB	Segura - 4
CS	Haniger - 2
TB	Haniger - 73
Multi-Hit	Haniger - 13

PITCHING LEADERS

W (starter)	Leake - 3
W (reliever)	Albers, Diaz - 2
L (starter)	Moore, Paxton - 2
L (reliever)	Rzepczynski, Simmons, Vincent - 2
Saves	Diaz - 4
GS	Leake, Ramirez - 5
G	Garton - 13
IP	Leake - 32.0
CG	N/A
BB	Miranda - 10
SO	Ramirez - 29
ERA (starter)	Leake - 2.53
ERA (reliever)	Gonzales - 0.00
Quality Starts	Leake - 4

BEST SEPTEMBER RECORDS

20-7 (.741)	2001
20-9 (.690)	1995
19-10 (.655)	2000
18-11 (.621)	2016
15-10 (.600)	1997
15-11 (.577)	1996
17-13 (.567)	2009
14-11 (.560)	1998
15-12 (.556)	1984
17-14 (.548)	1987
17-14 (.548)	1993
14-12 (.538)	2002
Other .500+ September: 2003 (13-12), 1988 (14-13), 2014 (14-13), 2007 (15-14), 2006 (15-14), 2015 (15-15) and 1991 (16-16)	

SEPTEMBER / OCTOBER REVIEW (12-16)

TEAM NOTES...the Mariners went 12-16 in September and October...compiled a series record of 4-5...went 6-9 at Safeco Field and 6-7 on the road...in day games, were just 1-8 but went 11-8 in night games...went 8-5 in the first 13 games of the month, including a 3-game sweep of Oakland to begin the month...over the final 15 games of the month, went 4-11, including getting swept by Houston and Texas in back-to-back 3-game series.

ODDS AND ENDS

- **Crooked Numbers** - the Mariners plated 10 runs in 3 games in September/October (9/3 vs. OAK, 9/12 at TEX and 9/14 at TEX)...Seattle averaged 4.64 runs-per-game (130 R, 28 G) in September/October, 12th-best in the Major Leagues and 7th-best in the American League.
- **Pitching In** - nine different pitchers combined to make 28 starts for the Mariners in September/October, led by **Mike Leake** (5) and **Erasmus Ramirez** (5)...**James Paxton** made 4 starts while **Andrew Albers**, **Andrew Moore** and **Felix Hernandez** made 3 starts apiece, **Marco Gonzales** and **Ariel Miranda** each made 2 starts, and **Yovani Gallardo** made 1 start.
- **Hit Single** - **Robinson Canó** and **Mitch Haniger** each tallied 26 singles in September/October, which ranked 15th-most in the American League (also: Trey Mancini-BAL and Whit Merrifield-KC).
- **A for Albers** - Over 6 appearances, including 3 starts, in September/October, **Andrew Albers** limited opponents to a .208 (20x96) average against, which ranked 9th-lowest in the American League.

DON'T WALK...Seattle's pitching staff combined to issue only 71 walks in September/October, 2nd-fewest in the Majors (Cleveland, 50)...Mariners starters totaled 37 free passes, 3rd-fewest in the Majors, behind Cleveland (29) and Milwaukee (32)...Mariners starters did not walk a batter in 10-of-28 starts, including 7 of at least 5.0 innings pitched.

HAMMERIN' HANIGER...in 28 games in September/October, **Mitch Haniger** hit .353 (42x119) with 17 runs, 8 doubles, 1 triple, 7 home runs, 14 RBI, a .374 on-base percentage, a .613 slugging mark and a .987 OPS...became the 3rd Mariners rookie in club history (done 4x) to collect at least 40 hits in a calendar month, joining Ichiro (47 H in May, 2001 and 51 H in August, 2001) and **Ben Gamel** (42 H in June, 2017)...among American League leaders in the month, Haniger ranked T1st in hits (42), 4th in total bases (73), T5th in extra-base hits (16), 6th in batting (.353), T8th in doubles (8), 11th in slugging (.613) and 13th in OPS (.987).

SEPTEMBER SLUGGERS...the Mariners hit 49 home runs in 28 games in September/October, 2nd-most in the Majors during that span, trailing only New York-AL (51)...ranked ahead of Oakland (47), Arizona (44), Cleveland (44) and Minnesota (44)...Seattle's 49 home runs this September/October are the most in single-season club history, breaking the previous record held by the 1997 club (48 HR).

FIRST IMPRESSION...**Mike Leake** made 5 starts after joining the Mariners starting rotation on September 1 (he was acquired from St. Louis on August 30)...Leake went 3-1 with a 2.53 ERA (9 ER, 32.0 IP) with 27 strikeouts and 2 walks in 5 starts with Seattle...he allowed just 1 home run in 32.0 innings pitched...he worked into the 6th inning in each of those 5 starts and into the 7th inning in 3 of those 5 outings...among American League leaders in September/October, Leake ranked 1st in walks-per-9.0-innings (0.56/2 BB, 32.0 IP), 2nd in strikeout-to-walk ratio (13.50/27 K, 2 BB), T9th in wins (3) and 11th in ERA (2.53) and WHIP (1.06/2 BB, 32 H, 32.0 IP).

TROUBLE WITH THE LONG BALL...Seattle pitchers allowed a home run in 11 consecutive games, September 20 - October 1...marked the 2nd time this season that Mariners pitchers had yielded a home run in 11 straight games (also: 8/6-16)...those two streaks are tied with 3 others for the 12th-longest single-season streaks in club history...Seattle's streak of 11 consecutive games allowing a home run to end the regular season is the 2nd-longest streak to end the season in Major League history since 1913, surpassed only by the 2017 Texas Rangers, who allowed a home run in 12 straight games (9/20 - 10/1).

CALLING FOR REINFORCEMENTS...with Major League active rosters expanding to 40 on September 1, the Mariners added 10 players (**Dan Altavilla**, **Jarrod Dyson**, **Ryan Garton**, **Mike Leake**, **Mike Marjama**, **Andrew Moore**, **Shae Simmons**, **Gordon Beckham**, **Jacob Hannemann** and **Daniel Vogelbach**)...the Mariners also reinstated **Felix Hernandez** (9/14) and **James Paxton** (9/15) from the disabled list...the Mariners used 61 players this season, most in club history (previous: 54, 2016), most in the Majors this season and 2nd-most in Major League history since 1901 (Texas, 64, 2014)...40 different pitchers made at least 1 appearance for Seattle this season, most in club history (previous: 32, 2016), most in the Majors this season and tied with the 2014 Texas Rangers for the most in MLB history since 1901.

MR. 300...**Robinson Canó** hit his 300th career home run on September 21 vs. Texas...he became the 8th player to hit his 300th career home run with Seattle, joining Willie Horton (1979), Ken Griffey Jr. (1998), Jay Buhner (2000), Edgar Martinez (2004), Richie Sexson (2008), Raul Ibanez (2013) and **Nelson Cruz** (2017).

MILESTONE HOME RUNS...**Nelson Cruz** hit his 300th career home run on July 7 vs. Oakland...teammate **Robinson Canó** belted his 300th career home run on September 21 vs. Texas...the Mariners are the 10th team to have multiple teammates hit their respective 300th career home runs in the same season (last: Toronto's Edwin Encarnacion and Jose Bautista in 2016)...this includes a trio of Astros who reached the 300-home run plateau in 2009 (Carlos Lee, Lance Berkman and Ivan Rodriguez)...prior to 2001, this had only been done by the Cubs Ron Santo and Billy Williams in 1971.

EXCLUSIVE COMPANY...with his 300th career home run, **Robinson Canó** became the 16th player in Major League history to record a career batting average of .300 or better while collecting at least 1,000 runs, 2,000 hits, 500 doubles, 300 home runs and 1,000 RBI...he joins **Edgar Martinez**, Hank Aaron, George Brett, Miguel Cabrera, Lou Gehrig, Todd Helton, Rogers Hornsby, Chipper Jones, Willie Mays,



SEPTEMBER / OCTOBER REVIEW (12-16)

PLAYER	AVG	G	AB	R	H	TB	2B	3B	HR	RBI	SH	SF	HP	BB	IBB	SO	SB	CS	GI DP	E	SLG	OBP	PINCH HIT	H	HR	RBI
Alonso, Y	.262	22	65	9	17	30	1	0	4	9	0	0	0	10	0	14	1	0	1	2	.462	.360	3	0	0	0
Beckham, G	.176	11	17	2	3	3	0	0	0	0	0	0	0	1	0	2	1	0	2	0	.176	.222	1	0	0	0
RIGHT	.176		17		3	3	0	0	0	0	0	0	0	1	0	2			2		.176	.222	1	0	0	0
LEFT	.000		0		0	0	0	0	0	0	0	0	0	0	0	0			0		.000	.000	0	0	0	0
Cano, R	.315	28	111	14	35	52	5	0	4	19	0	0	2	7	1	26	0	0	1	2	.468	.367	0	0	0	0
Cruz, N	.291	28	103	20	30	57	3	0	8	16	0	0	3	14	2	32	0	1	4	0	.553	.392	0	0	0	0
Dyson, J	.000	2	5	0	0	0	0	0	0	0	0	0	0	0	0	0	0	0	0	0	.000	.000	0	0	0	0
+Gamel, B	.232	26	95	8	22	42	6	1	4	15	0	0	0	3	1	22	0	0	2	2	.442	.255	2	0	0	0
+Haniger, M	.353	28	119	17	42	73	8	1	7	14	0	0	1	3	0	27	2	2	4	2	.613	.374	0	0	0	0
+Hannemann, J	.150	11	20	3	3	6	0	0	1	1	0	0	0	0	0	4	0	1	0	1	.300	.150	2	1	0	0
+Heredia, G	.143	22	70	4	10	11	1	0	0	0	0	0	1	5	0	14	0	0	1	0	.157	.211	0	0	0	0
+Marjama, M	.333	5	9	1	3	7	1	0	1	1	0	0	0	0	0	1	0	0	0	0	.778	.333	2	0	0	0
Motter, T	.138	13	29	2	4	4	0	0	0	1	0	0	0	1	0	6	1	0	1	0	.138	.167	0	0	0	0
Ruiz, C	.235	8	17	2	4	8	1	0	1	1	0	0	0	4	0	2	0	0	1	0	.471	.381	3	0	0	0
Seager, K	.227	27	97	16	22	50	4	0	8	20	0	1	0	14	0	19	0	0	2	3	.515	.321	0	0	0	0
Segura, J	.301	22	93	18	28	48	6	1	4	10	0	0	0	5	0	8	4	1	4	1	.516	.337	0	0	0	0
Valencia, D	.148	12	27	1	4	7	0	0	1	4	0	1	0	8	0	5	1	0	1	2	.259	.333	1	0	0	0
+Vogelbach, J	.273	9	11	0	3	4	1	0	0	1	0	0	0	0	0	4	0	0	0	0	.364	.273	5	1	0	0
Zunino, M	.338	23	71	13	24	47	5	0	6	13	0	0	1	9	0	27	1	0	0	1	.662	.420	1	0	0	0
PITCHERS	.000	28	0	0	0	0	0	0	0	0	0	0	0	0	0	0	0	0	0	3	.000	.000	0	0	0	0
SEATTLE	.265	28	959	130	254	449	42	3	49	125	0	2	8	84	4	213	11	5	24	19	.468	.329	20	2	0	0
OPPONENT	.243	28	934	123	227	379	53	0	33	120	2	16	5	71	3	227	8	4	15	12	.406	.295	17	7	0	2
DH	.288	28	104	20	30	57	3	0	8	16	0	0	3	14	2	32	0	1	4	0	.548	.388	1	0	0	0

PITCHER	R/L	W	L	ERA	G	GS	CG	GF	SHO	SV	IP	H	R	ER	HR	HB	BB	IBB	SO	WP	BK	OPP AVG
Albers, A	L	3	0	3.12	6	3	0	2	0	1	26.0	20	9	9	4	2	6	0	26	0	0	.208
+Altavilla, R	R	0	0	1.50	10	0	0	0	0	0	12.0	7	4	2	1	0	3	0	12	3	0	.167
Diaz, E	R	2	1	1.86	10	0	0	10	0	4	9.2	7	2	2	1	0	2	0	13	0	0	.194
Gallardo, R	R	0	0	4.70	3	1	0	1	0	0	7.2	9	4	4	2	0	4	0	4	0	0	.290
Garton, R	R	0	0	1.54	13	0	0	3	0	0	11.2	5	2	2	1	0	1	0	7	0	0	.125
+Gonzales, L	L	1	0	2.81	5	2	0	1	0	0	16.0	19	5	5	1	0	4	0	17	1	0	.292
Hernandez, R	L	1	1	4.85	3	3	0	0	0	0	13.0	7	8	7	1	0	5	0	9	0	0	.159
+Lawrence, R	L	1	0	4.91	7	0	0	4	0	0	7.1	10	5	4	1	1	5	0	7	0	0	.333
Leake, M	R	3	1	2.53	5	5	0	0	0	0	32.0	32	10	9	1	2	2	0	27	1	0	.258
Miranda, A	L	0	1	9.31	4	2	0	1	0	0	9.2	10	10	10	2	0	10	0	8	0	0	.263
+Moore, A	R	0	2	3.48	4	3	0	1	0	0	20.2	16	9	8	3	0	3	0	14	0	0	.208
+Pagan, E	R	1	0	4.35	12	0	0	1	0	0	10.1	9	6	5	4	0	1	0	14	0	0	.220
Paxton, J	L	0	2	4.41	4	4	0	0	0	0	16.1	17	8	8	2	0	4	0	18	2	0	.258
+Pazos, J	L	0	1	8.31	9	0	0	1	0	0	4.1	5	4	4	2	0	2	0	7	0	0	.294
Ramirez, E	R	0	1	4.25	5	5	0	0	0	0	29.2	28	16	14	5	0	7	0	29	0	0	.248
Rzepczynski, L	R	0	2	13.50	11	0	0	0	0	0	2.2	6	4	4	0	0	4	0	1	2	0	.462
Simmons, S	R	0	2	7.04	9	0	0	3	0	0	7.2	4	6	6	1	0	4	0	8	1	0	.167
Vincent, N	R	0	2	11.42	11	0	0	0	0	0	8.2	16	11	11	1	0	4	3	6	0	0	.432
SEATTLE		12	16	4.18	28	28	0	28	0	5	245.1	227	123	114	33	5	71	3	227	10	0	.243
OPPONENTS		16	12	4.60	28	28	0	28	0	10	246.2	254	130	126	49	8	84	4	213	5	0	.265

G	D	D/N	OPP	W / L	SCORE	WINNER/LOSER/SAVE	REC.	POS	GA/GB	CLUBS	TIME	ATT											
135	9/1	N	OAK	W	3-2	Leake (1-0)/Manaea/Diaz (31)	67-68	4th	-14.5	HOU	2:32	19,030											
136	9/2	N	OAK	W	7-6	Diaz (3-5)/Treinen	68-68	3rd	-14.5	HOU	3:37	22,245											
137	9/3	D	OAK	W	10-2	Albers (3-1)/Gossett	69-68	3rd	-14.5	HOU	3:21	26,898											
138	9/4	D	HOU	L	2-6	Keuchel/Rzepczynski (2-1)	69-69	4th	-15.5	HOU	2:53	20,108											
139	9/5	N	HOU	L	1-3	Verlander/Pazos (4-5)/Giles	69-70	4th	-16.5	HOU	3:07	14,568											
140	9/6	N	HOU	L	3-5	Devenski/Diaz (3-6)	69-71	4th	-17.5	HOU	2:46	15,104											
	9/7						69-71	4th	-17.5	HOU													
141	9/8	N	LAA	W	4-3	Leake (2-0)/Nolasco/Diaz (32)	70-71	4th	-16.5	HOU	3:09	21,396											
142	9/9	N	LAA	W	8-1	Albers (4-1)/Heaney	71-71	4th	-15.0	HOU	3:15	26,248											
143	9/10	D	LAA	L	3-5	Bedrosian/Vincent (3-2)/Petit	71-72	4th	-15.0	HOU	2:45	20,094											
144	9/11	N	at TEX	L	3-5	Hamels/Miranda (8-7)/Claudio	71-73	4th	-15.5	HOU	2:43	20,686											
145	9/12	N	at TEX	W	10-3	Gonzales(1-1)/Gonzalez	72-73	4th	-15.5	HOU	3:09	20,557											
146	9/13	N	at TEX	W	8-1	Leake (10-12)/Martin	73-73	3rd	-14.5	HOU	3:08	23,083											
147	9/14	N	at TEX	W	10-4	Albers (5-1)/Cashner	74-73	3rd	-14.5	HOU	3:21	21,931											
148	9/15	N	at HOU	L	2-5	Morton/Paxton (12-4)/Giles	74-74	3rd	-15.5	HOU	3:12	28,328											
149	9/16	N	at HOU	L	6-8	Keuchel/Ramirez (5-6)/Musgrove	74-75	3rd	-16.5	HOU	3:21	33,650											
150	9/17	D	at HOU	L	1-7	Verlander/Moore (1-4)	74-76	3rd	-17.5	HOU	2:50	30,247											
	9/18																						
151	9/19	N	TEX	L	1-3	Barnette/Vincent (3-3)/Claudio	74-77	4th	-18.5	HOU	2:54	17,251											
152	9/20	N	TEX	L	6-8	Cashner/Hernandez (5-5)/Claudio	74-78	4th	-19.5	HOU	3:27	15,962											
153	9/21	N	TEX	L	2-4	Hamels/Paxton (12-5)/Kela	74-79	4th	-19.5	HOU	2:45	14,849											
154	9/22	N	CLE	W	3-1	Diaz (4-6)/Allen	75-79	4th	-19.5	HOU	2:23	27,462											
155	9/23	D	CLE	L	4-11	Carrasco/Moore (1-5)	75-80	4th	-20.5	HOU	3:32	31,565											
156	9/24	D	CLE	L	2-4	Kluber/Leake (3-1)/Allen	75-81	4th	-20.5	HOU	2:50	23,695											
157	9/25	N	at OAK	W	7-1	Hernandez (6-5)/Gossett/Albers (1)	76-81	4th	-20.5	HOU	2:22	9,329											
158	9/26	N	at OAK	W	6-3	Pagan (2-3)/Mengden/Diaz (33)	77-81	3rd	-20.5	HOU	2:45	13,513											
159	9/27	D	at OAK	L	5-6	Treinen/Simmons (0-1)	77-82	3rd	-21.5	HOU	2:50	13,132											
	9/28							3rd	-22.0	HOU													
160	9/29	N	at LAA	L	5-6	Wood/Rzepczynski (2-2)/Parker	77-83	T3rd	-23.0	HOU	3:01	35,106											
161	9/30	N	at LAA	W	6-4	Lawrence (2-3)/Bedrosian/Diaz (34)	78-83	T3rd	-22.0	HOU	3:32	38,075											
162	10/1	D	at LAA	L	2-6	Bridwell/Simmons (0-2)	78-84	T3rd	-23.0	HOU	2:38	34,940											
SEPT./OCT. TOTALS Record: 12-16													Batting Average: .265			ERA: 4.18			FLD% .980			Average Time of Game: 3:00	

RECORD BREAKDOWN

Overall	12-8
Home	5-5
Road	7-3
Day	6-2
Night	6-6
1-Run	4-1

TEAMS PLAYED (RECORD)

Atlanta	2-1
Colorado	3-1
Miami	2-1
New York-NL	2-1
Philadelphia	2-2
Washington	1-2

AL WEST RECORDS (VS. NL)

TEAM	W-L	PCT
HOU	15-5	.750
TEX	14-6	.700
SEA	12-8	.600
LAA	11-9	.550
OAK	7-13	.350

BATTING LEADERS

Games	Canó, Seager - 20
Batting Average	Canó - .367
Hits	Canó - 29
Runs	Gamel - 13
2B	Seager - 9
3B	Gamel - 2
HR	Canó - 5
RBI	Seager - 19
BB	Seager, Zunino - 9
SO	Zunino - 27
OBP	Seager - .420
SLG	Canó - .646
OPS	Canó - 1.053
XBH	Canó, Seager - 12
SB	Dyson, Martin, Segura - 2
CS	Dyson, Haniger, Seager, Segura - 1
TB	Canó - 51
Multi-Hit	Canó - 11

PITCHING LEADERS

W (starter)	Miranda - 3
W (reliever)	Phelps, Vincent, Zych - 1
L (starter)	Gallardo - 2
L (reliever)	Díaz, Phelps - 1
Saves	Díaz - 6
GS	Miranda - 5
G	Vincent - 12
IP	Miranda - 26.1
CG	N/A
BB	Miranda - 11
SO	Paxton - 23
ERA (starter)	Paxton - 1.47
ERA (reliever)	Vincent - 0.82
Quality Starts	Miranda, Paxton - 2

BEST INTERLEAGUE RECORDS

14-4 (.778)	2006
12-6 (.667)	2001
13-7 (.650)	2016
11-7 (.611)	2002
11-7 (.611)	2000
11-7 (.611)	2009
12-8 (.600)	2017
10-8 (.556)	2003
10-8 (.556)	2005
9-9 (.500)	2004
9-9 (.500)	2007
9-9 (.500)	2008
9-9 (.500)	2010
9-9 (.500)	2011

INTERLEAGUE REVIEW (12-8)

TEAM NOTES...the Mariners went 12-8 during Interleague play...recorded a series record of 5-2-1, including two 2-game sweeps (5/9-10 at PHI and 5/29-30 at COL)...posted a 7-3 record in National League parks and going 5-5 at Safeco Field...played Atlanta (2-1), Colorado (3-1), Miami (2-1), New York-NL (2-1), Philadelphia (2-2) and Washington (1-2)...outscored NL opponents, 105-96...the Mariners are 203-181 (.529) all-time vs. the National League, the 9th-best winning percentage in Interleague play since its inception in 1997...have posted 14 seasons with a .500-or-better winning percentage vs. the NL since 2000.

ODDS AND ENDS

- **Hit Parade** - two Mariners ranked among the top-10 leaders in hits during Interleague play...**Robinson Canó's** 29 hits were T5th-most in IL play (also: Jose Abreu-CWS and Mookie Betts-BOS) while **Kyle Seager** ranked T8th (also: Eric Hosmer) with 28 hits.
- **Hold Up** - **Marc Rzepczynski** and **Nick Vincent** each collected 6 holds in Interleague play, tied with Ryan Buchter-SD/KC for the Major League lead.
- **Save It** - **Edwin Díaz's** 6 saves during Interleague play were T2nd-most in the Majors (also: Alex Colome-TB, Craig Kimbrel-BOS and Fernando Rodney-ARI)...trailed only Los Angeles-NL's Kenley Jansen (7).

MARINERS LUMBER CO....Seattle hit .286 (197x690) during Interleague play, the 3rd-highest average in the Major Leagues...trailed only Houston (.307/220x716) and Miami (.287/201x701)...Seattle's 197 hits were 3rd-most in the Majors...the Mariners averaged 5.25 runs-per-game (105 R, 20 G), 9th-most during Interleague play.

GAME ON...for the 5th consecutive season, the Mariners played 20 games in Interleague play, equaling the club record...played 18 Interleague games from 1999 to 2012...played 16 IL games in 1997-98.

PLAYING ADD ON...the Mariners scored at least 10 runs in 4 Interleague games (4/19 vs. MIA, 5/9 at PHI, 5/10 at PHI and 5/30 at COL)...Seattle was one of 5 teams to score at least 10 runs in 4-or-more games during Interleague play, joining Texas (5), Houston (5), Minnesota (4) and Miami (4).

THROWING ZEROES...Mariners pitchers **James Paxton** (5.1 IP), **Steve Cishek** (1.2 IP), **James Pazos** (1.0 IP) and **Nick Vincent** (1.0 IP) combined to shut out the Rockies on May 31 at Safeco Field...marked Seattle's 38th Interleague shutout all-time, most in the 21-year history of Interleague play, ahead of Atlanta (29), New York-NL (29), New York-AL (29), Toronto (29), Boston (28) and Miami (28)...the Mariners were shut out twice during Interleague play in 2017: April 18 vs. Miami and August 22 at Atlanta.

AL WINS AGAIN...the American League went 160-140 (.533) during Interleague play, marking the 14th consecutive season in which the AL claimed the season series from the National League...the AL extended its all-time Interleague lead to 2,890-2,574 (.529).

SLUGGING SEAGER...in 20 Interleague games, **Kyle Seager** hit .359 (28x78) with 11 runs, 9 doubles, 3 home runs, 19 RBI, 9 walks, a .420 on-base percentage, a .590 slugging mark and a 1.010 OPS...among leaders during Interleague play, he ranked T5th in doubles (9) and RBI (19), T8th in hits (28) and T10th in extra-base hits (12).

SWING IT...on August 23 at Atlanta, **Erasmus Ramirez** went 2-for-3 with 1 RBI, becoming the 3rd Mariners pitcher in club history (done 4x) to record 2 hits in a game...he joined Hector Noesi (6/24/12 at SD) and Freddy Garcia (6/19/02 at CIN and 7/18/00 at ARI)...Erasmus became the first American League pitcher to collect multiple hits in an Interleague game since Yovani Gallardo recorded 2 hits for Baltimore on June 29, 2016 at San Diego.

BIG GAME JAMES...**James Paxton** made 3 starts during Interleague play, going 2-1 with a 1.47 ERA (3 ER, 18.1 IP) with 23 strikeouts and 3 walks...he limited opponents to a .203 (13x64) average against while allowing just 2 extra-base hits (1 double, 1 home run)...among pitchers with at least 15.0 innings pitched during Interleague play, he ranked 6th in ERA (1.47) and strikeout-to-walk ratio (7.67/23 K, 3 BB), T7th in strikeouts-per-9.0-innings (11.29/23 K, 18.1 IP), 8th in WHIP (0.87) and opponents' slugging percentage (.266) and 10th in walks-per-9.0-innings (1.47/3 BB, 18.1 IP).

PROVIDING HIS OWN RUN SUPPORT...in his first Major League plate appearance on August 21 at Atlanta, **Andrew Albers** recorded an RBI-infield single, becoming the 14th Mariners pitcher in club history (done 17x) to record an RBI in a game...Albers was the first to do so since Taijuan Walker on August 5, 2015 at Colorado...Albers also became the 30th player in club history to collect a hit in his first career plate appearance, the first to do so since Tyler Smith on June 2, 2017 vs. Tampa Bay.

READING RIGHTS...in 5 starts during Interleague play, **Ariel Miranda** went 3-0 with a 5.13 ERA (15 ER, 26.1 IP) with 21 strikeouts and 11 walks...he worked at least 5.0 innings and allowed 3-or-fewer earned runs in 4-of-his-5 starts.

ALL-TIME INTERLEAGUE ERA

Rk.	TEAM	ERA
1.	Seattle	3.77
2.	New York-AL	3.80
3.	Boston	3.88
4.	Los Angeles-AL	3.89
5.	Oakland	3.94

ALL-TIME INTERLEAGUE RECORD

TEAM	RECORD	PCT
Boston	227-156	.593
New York-AL	226-156	.592
Los Angeles-AL	214-170	.557
Texas	207-177	.539
Chicago-AL	206-177	.538
Detroit	206-177	.538
Oakland	205-179	.534
Minnesota	203-179	.531
Seattle	203-181	.529
New York-NL	185-177	.511

INTERLEAGUE SHUTOUTS

Rk.	TEAM	SHO
1.	Seattle	38
2.	Atlanta	29
	New York-NL	29
	New York-AL	29
	Toronto	29
6.	Boston	28
	Miami	28



INTERLEAGUE REVIEW (12-8)

PLAYER	AVG	G	AB	R	H	TB	2B	3B	HR	RBI	SH	SF	HP	BB	IBB	SO	SB	CS	GI DP	E	SLG	OBP	PINCH HIT			
																							AB	H	HR	RBI
Alonso, Y	.308	3	13	4	4	6	2	0	0	3	0	0	0	1	0	0	4	0	0	0	1	.462	.357	0	0	0
Beckham, G	.000	0	0	0	0	0	0	0	0	0	0	0	0	0	0	0	0	0	0	0	.000	.000	0	0	0	
Cano, R	.367	20	79	12	29	51	7	0	5	16	0	1	1	5	1	8	0	0	2	0	.646	.407	0	0	0	
Cruz, N	.180	18	50	9	9	19	1	0	3	11	0	1	2	8	0	15	0	0	1	0	.380	.311	2	1	0	
Dyson, J	.235	17	51	10	12	15	1	1	0	6	1	0	0	8	2	8	2	1	1	0	.294	.339	0	0	0	
+Gamel, B	.339	16	59	13	20	30	3	2	1	7	0	1	1	6	0	16	0	0	2	0	.508	.403	0	0	0	
+Haniger, M	.257	10	35	6	9	14	5	0	0	6	0	0	2	2	0	9	0	1	0	3	.400	.333	0	0	0	
+Hannemann, J	.000	0	0	0	0	0	0	0	0	0	0	0	0	0	0	0	0	0	0	.000	.000	0	0	0		
+Heredia, G	.351	14	37	4	13	16	0	0	1	3	0	1	2	4	2	6	0	0	1	0	.432	.432	1	0	0	
+Marjama, M	.000	0	0	0	0	0	0	0	0	0	0	0	0	0	0	0	0	0	0	.000	.000	0	0	0		
Motter, T	.241	13	29	4	7	12	2	0	1	5	0	0	0	4	0	5	1	0	1	0	.414	.333	4	1	0	
Ruiz, C	.182	5	11	1	2	4	2	0	0	4	0	1	1	0	0	3	0	0	0	0	.364	.231	1	0	0	
Seager, K	.359	20	78	11	28	46	9	0	3	19	0	1	0	9	2	7	0	1	2	2	.590	.420	0	0	0	
Segura, J	.296	17	71	11	21	25	1	0	1	2	0	0	1	8	1	13	2	1	0	3	.352	.375	0	0	0	
Valencia, D	.266	18	64	5	17	27	4	0	2	9	0	2	1	6	0	15	0	0	4	2	.422	.329	0	0	0	
+Vogelbach, D	.000	0	0	0	0	0	0	0	0	0	0	0	0	0	0	0	0	0	0	.000	.000	0	0	0		
Zunino, M	.245	17	53	7	13	24	5	0	2	3	0	0	1	9	0	27	0	0	2	3	.453	.365	0	0	0	
Albers, A	1.000	1	1	0	1	1	0	0	0	1	2	0	0	0	0	0	0	0	0	0	1.000	1.000	0	0	0	
Diaz, E	.000	9	1	0	0	0	0	0	0	0	0	0	0	0	0	1	0	0	0	1.000	.000	0	0	0		
Gallardo, Y	.500	4	2	0	1	1	0	0	0	0	0	0	0	0	0	0	0	0	0	.500	.500	0	0	0		
+Gonzales, M	.000	1	1	0	0	0	0	0	0	0	1	0	0	0	0	1	0	0	0	.000	.000	0	0	0		
+Lawrence, C	.000	3	1	0	0	0	0	0	0	0	0	0	0	0	0	1	0	0	0	.000	.000	0	0	0		
Miranda, A	.000	6	6	1	0	0	0	0	0	0	0	0	0	0	0	3	0	0	0	1.000	.000	0	0	0		
+Pagan, E	.000	3	2	0	0	0	0	0	0	0	0	0	0	0	0	1	0	0	0	.000	.000	0	0	0		
Ramirez, E	.667	1	3	0	2	2	0	0	0	0	1	0	0	0	0	1	0	0	0	.667	.667	0	0	0		
PITCHERS	.235	28	17	1	4	4	0	0	0	2	3	0	0	0	0	8	0	0	0	5	.235	.235	0	0	0	
SEATTLE	.286	20	690	105	197	305	42	3	20	99	4	8	13	74	9	159	7	4	16	18	.442	.362	17	4	0	
OPPONENTS	.273	20	671	96	183	302	23	3	30	94	6	10	4	63	5	142	9	5	18	11	.450	.334	20	4	0	
DH	.200	20	35	6	7	14	1	0	2	6	0	1	2	4	0	13	0	0	0	0	.400	.310	5	0	0	

PITCHER	R/L	W	L	ERA	G	GS	CG	GF	SHO	SV	IP	H	R	ER	HR	HB	BB	IBB	SO	WP	OPP BK	AVG
Albers, A	L	1	0	5.40	1	1	0	0	0	0	5.0	6	4	3	1	0	1	0	3	0	0	.286
+Altavilla, D	R	0	0	2.70	7	0	0	4	0	0	6.2	6	4	2	0	0	3	0	4	1	0	.250
Diaz, E	R	0	1	3.12	9	0	0	6	0	6	8.2	9	7	3	2	0	3	1	11	0	1	.273
Gallardo, Y	R	1	2	5.95	4	4	0	0	0	0	19.2	24	13	13	4	0	8	0	8	1	0	.308
Garton, R	R	0	0	---	0	0	0	0	0	0	0.0	0	0	0	0	0	0	0	0	0	0	.000
+Gonzales, M	L	0	1	3.86	1	1	0	0	0	0	4.2	6	2	2	1	0	3	0	5	0	0	.316
Hernandez, F	R	1	0	5.11	2	2	0	0	0	0	12.1	17	7	7	3	1	4	0	10	1	0	.347
*Iwakuma, H	R	0	0	---	0	0	0	0	0	0	0.0	0	0	0	0	0	0	0	0	0	0	.000
+Lawrence, C #	R	0	1	5.27	4	1	0	1	0	0	13.2	16	8	8	1	0	6	0	12	0	0	.302
SEA	R	0	0	0.00	3	0	0	1	0	0	8.2	6	2	2	0	0	3	0	11	0	0	.200
Leake, M	R	0	0	---	0	0	0	0	0	0	0.0	0	0	0	0	0	0	0	0	0	0	.000
Miranda, A	L	3	0	5.13	5	5	0	0	0	0	26.1	21	16	15	5	0	11	0	21	2	0	.219
+Moore, A	R	0	0	---	0	0	0	0	0	0	0.0	0	0	0	0	0	0	0	0	0	0	.000
+Pagan, E	R	0	0	1.35	3	0	0	1	0	0	6.2	3	1	1	0	0	0	0	8	0	0	.136
Paxton, J	L	2	1	1.47	3	3	0	0	0	0	18.1	13	3	3	1	2	3	0	23	0	1	.203
+Pazos, J	L	0	0	1.04	8	0	0	1	0	0	8.2	7	2	1	0	0	2	0	8	1	0	.226
*Phelps, D	R	1	1	10.80	2	0	0	0	0	0	1.2	5	2	2	0	1	0	0	1	0	0	.500
Ramirez, E #	R	1	1	6.28	5	2	0	1	0	0	14.1	13	10	10	2	0	7	1	14	0	0	.241
SEA	R	0	0	0.00	1	1	0	0	0	0	6.0	6	3	3	0	0	3	1	6	0	0	.273
Ruiz, C	R	0	0	---	0	0	0	0	0	0	0.0	0	0	0	0	0	0	0	0	0	0	.000
Rzepczynski, M	L	0	0	5.79	9	0	0	1	0	0	4.2	6	3	3	1	0	2	0	5	0	0	.333
Simmons, S	R	0	0	---	0	0	0	0	0	0	0.0	0	0	0	0	0	0	0	0	0	0	.000
*Smyly, D	L	0	0	---	0	0	0	0	0	0	0.0	0	0	0	0	0	0	0	0	0	0	.000
Vincent, N	R	1	0	0.82	12	0	0	2	0	0	11.0	8	1	1	0	0	2	1	7	0	0	.205
+Zych, T	R	1	0	1.35	9	0	0	1	0	0	6.2	6	1	1	0	0	2	1	4	0	0	.240
SEATTLE		12	8	4.22	20	20	0	20	0	6	177.0	183	96	83	30	4	63	5	142	6	2	.273
OPPONENTS		8	12	5.19	20	20	0	20	0	3	175.0	197	105	101	20	13	74	9	159	16	1	.286

D	D/N	OPP	W /L	SCORE	WINNER/LOSER/SAVE	REC.	POS	GA/GB	CLUBS	TIME	ATT
4/17	N	MIA	W	6-1	Miranda (1-1)/Koehler	6-8	T2nd	-3.5	HOU	2:31	16,917
4/18	N	MIA	L	0-5	Chen/Gallardo (0-2)	6-9	4th	-4.0	HOU	2:33	15,999
4/19	D	MIA	W	10-5	Hernandez (2-1)/Volquez	7-9	T3rd	-3.5	HOU	3:32	27,153
5/9	N	at PHI	W	10-9	Vincent (1-0)/Neris/Díaz (7)	16-17	T2nd	-6.0	HOU	3:48	31,715
5/10	D	at PHI	W	11-6	Zych (2-0)/Benoit	17-17	2nd	-5.5	HOU	3:40	26,697
5/23	N	at WAS	L	1-10	Ross/Bergman (1-2)	20-26	5th	-11.0	HOU	2:28	29,650
5/24	N	at WAS	L	1-5	Roark/Gaviglio (0-1)	20-27	5th	-11.0	HOU	2:28	29,223
5/25	D	at WAS	W	4-2	Miranda (4-2)/Turner/Díaz (8)	21-27	5th	-11.0	HOU	3:18	18,881
5/29	D	at COL	W	6-5	Gaviglio (1-1)/Chatwood/Díaz (9)	23-29	T4th	-13.0	HOU	3:25	40,298
5/30	N	at COL	W	10-4	Miranda (5-2)/Anderson	24-29	4th	-13.0	HOU	3:11	33,258
5/31	N	COL	W	5-0	Paxton (4-0)/Senzatela	25-29	4th	-13.0	HOU	2:46	16,750
6/1	D	COL	L	3-6	Freeland/Gallardo (2-6)/Holland	25-30	4th	-13.5	HOU	3:28	21,536
6/27	N	PHI	L	2-8	Nola/Paxton (5-3)	39-40	4th	-13.5	HOU	3:02	22,654
6/28	D	PHI	L	4-5	Pinto/Díaz (2-3)/Neris	39-41	4th	-14.5	HOU	3:24	29,505
7/28	N	NYM	L	5-7	Blevins/Phelps (0-1)/Reed	51-53	T2nd	-18.0	HOU	3:21	34,543
7/29	D	NYM	W	3-2	Gallardo (5-7)/deGrom/Díaz (19)	52-53	2nd	-17.0	HOU	3:12	33,519
7/30	D	NYM	W	9-1	Paxton (11-3)/Lugo	53-53	2nd	-16.0	HOU	2:55	31,162
8/21	N	at ATL	W	6-5	Albers (2-0)/Foltynewicz/Díaz (28)	64-62	3rd	-13.0	HOU	2:59	21,284
8/22	N	at ATL	L	0-4	Sims/Gonzales(0-1)	64-63	3rd	-13.0	HOU	3:01	22,947
8/23	N	at ATL	W	9-6	Phelps(4-5)/Johnson/Díaz (29)	65-63	3rd	-13.0	HOU	3:07	23,890
IL TOTALS			Record: 12-8		Batting Average: .286		ERA: 4.22		FLD% .976		Average Time of Game: 3:06

SPRING RECAP

Overall	19-14-3
Home	9-7-2
Road	10-7-1
Day	17-11-2
Night	2-3-1
1-Run	7-3
X-Inn	0-0
vs. AL	7-9
vs. NL	12-5-3

2017 SPRING HITS LEADERS

Player	Hits	Team
Mitch Haniger	30	SEA
Jesus Aguilar	28	MIL
Adam Frazier	25	PIT
Wil Myers	24	SD

BY THE NUMBERS

3

James Pazos ranked T3rd in the Majors (also: 5 others) this spring with 3 saves.

5.75

The Mariners averaged 5.75 runs per game (207 R, 36 G) this spring.

6

Taylor Motter started at 6 different position this spring, most on the club...Motter made 19 total starts...here is a breakdown of his starts by position: SS (6), 2B (4), 3B (4), 1B (2), LF (2) and RF (1).

11

Mitch Haniger's 11 doubles are a Mariners single-season Cactus League record, surpassing the mark previously shared by Bruce Bochte, 10, 1978 and Darren Bragg, 10, 1996.

13

Mike Zunino's 13 walks led the club and ranked 4th in the Majors this spring.

19

The Mariners 19 wins were T4th-most in the Majors (also: Pittsburgh & San Francisco) this spring...trailed only New York-AL (24), Los Angeles-AL (20) and St. Louis (20).

30

Mitch Haniger led the Major Leagues in hits this spring with 30.

108

The Mariners used 108 players this spring (63 position players and 45 pitchers).

135,401

SPRING TRAINING REVIEW (19-14-3)

CACTUS LEAGUE...the Mariners completed Cactus League play with an 19-14-3 record (.528)...were 4-3-3 over the last 10 games of the spring...ended the spring with three consecutive ties, two against Colorado and one vs. Los Angeles-NL...posted a spring-high 4-game winning streak, March 16-18, including sweeping a split-squad doubleheader...posted a 9-7-2 record in home games and 10-7-1 when the road team...had a 17-11-2 mark in day games, compared to a 2-3-1 record in night games.

THE HITTERS...the Mariners hit .281 (356x1285) with 207 runs, 92 doubles, 10 triples, 30 home runs, 190 RBI, a .357 on-base percentage and a .441 slugging percentage in 36 games this spring...among Major League leaders this spring, the club ranked 2nd in doubles (92), walks (142) and steals (40), 4th in hits (356), extra-base hits (132) and on-base percentage (.357), 5th in runs (207), 6th in RBI (190), 7th in batting (.281), 8th in OPS (.798), 9th in triples (10) and 13th in slugging (.441).

THE PITCHERS...the Mariners pitching staff compiled a record of 19-14 with 10 saves and a 5.754ERA (194 ER, 315.0 IP) while allowing 358 hits and recording 92 walks and 274 strikeouts in 36 games this spring...the club ranked T2nd (also: Baltimore, Los Angeles-AL, Miami, New York-AL, Pittsburgh & Texas) in saves with 10 and T5th (also: Baltimore & Kansas City) for fewest walks with 92.

HAMMERIN' HANIGER...Mitch Haniger led the Major Leagues in hits (30) and doubles (11), while ranking 2nd in extra-base hits (14), 8th in batting (.385), 14th in OPS (1.057), 15th in on-base percentage (.429) and 18th in slugging percentage (.628) this spring...his 11 doubles set a Mariners single-season Cactus League record (previous: 10, Bruce Bochte, 1978 and Darren Bragg, 1996)...he compiled a 10-game hitting streak, March 14-28, batting .417 (15x36) with 6 runs, 7 doubles, 1 triple and 5 RBI during the streak...overall, Haniger hit .385 (30x78) with 13 runs, 11 doubles, 1 triple, 2 home runs, 11 RBI, 3 stolen bases, a .429 on-base percentage and a .628 slugging percentage in 24 Cactus League games

CONTROL THE ZONE...Mariners hitters ranked 2nd in the Majors in walks this spring with 142 while Mariners pitchers ranked T5th in MLB (also: Baltimore & Kansas City) for the fewest walks issued with 92...the club's pitching staff averaged 2.63 walks/9.0 innings (92 BB, 315.0 IP) while posting 7.83 strikeouts/9.0 innings (274 K, 315.0 IP).

OFF TO THE RACES...the Mariners tallied 40 stolen bases this spring, 2nd-most in the Majors behind only the Los Angeles Angels (53)...16 different Mariners recorded a steal this spring, led by Jarrod Dyson (5), Taylor Motter (5), Jean Segura (5) and Ian Miller (5)...Dyson, Motter, Segura and Miller ranked T12th (also: 7 others) in stolen bases in Spring Training action.

MARINERS IN THE WBC...the Mariners sent a club-high 12 players to the 2017 World Baseball Classic (previous: 10, 2009)...Seattle's representatives in the WBC were Dominican Republic - **Robinson Canó**, **Nelson Cruz** and **Jean Segura**, Venezuela - **Felix Hernandez**, Puerto Rico - **Edwin Diaz** and **Emilio Pagan***, Mexico - **Yovani Gallardo** and **Sebastian Valle**, Canada - **Tyler O'Neill**, Italy - **Pat Venditte** and **Sam Gaviglio***, United States - **Drew Smyly*** (* denotes players from minor league camp).

HOME AWAY FROM HOME...Seattle drew a total of 135,401 fans to Peoria Stadium over 18 games this spring, an average of 7,522 fans per game...the Mariners single-season Spring Training attendance record is 150,846, set last season in 18 games.

FIT FOR A TIE...the Mariners recorded three ties this spring, all coming in their final three games of Cactus League play: March 29 vs. Los Angeles-NL (3-3), March 31 vs. Colorado (5-5) and April 1 at Colorado (1-1) ...equals the most Spring Training ties in club history (also: 2016, 2014, 2009, 2008, 2005)...marks the 2nd consecutive season with 3 ties and the ninth season in the last 10 springs with at least one tie...the Mariners now have 36 ties in spring club history (2 in regular season).

EXTRA, EXTRA!...Mitch Haniger (11 2B, 1 3B, 2 HR), **Guillermo Heredia** (9 2B, 1 3B) and **Mike Zunino** (6 2B, 4 HR) each recorded at least 10 extra-base hits...the Mariners were one of 5 teams in the Majors this spring (Boston, Chicago-NL, Colorado & Milwaukee) to have a trio of players each with 10-or-more extra-base hits.

CACTUS LEAGUE TIDBITS...

- **RETURN OF THE KING** – After returning from the World Baseball Classic (3/23-4/1), **Felix Hernandez** went 1-0 with a 1.13 ERA (1 ER, 8.0 IP) with 9 strikeouts and 0 walks in 2 starts...he was 1-0 with a 5.40 ERA (3 ER, 5.0 IP) with 5 strikeouts and 1 walk in his first two spring starts (2/28-3/5).
- **BULLPEN BRIEFS** – **Dan Altavilla** did not allow a run over his last 8 Cactus League appearances (8.0 IP), March 10 – April 1...during that span, Altavilla earned a win, struck out 8, did not walk a batter and allowed 6 hits...**Casey Fien** and **James Pazos** each recorded 5 multi-strikeout games this spring, tied for the club lead among relievers on the 25-man roster...**Evan Scribner** went 1-0 with 1 save over his last 7 outings (6.0 IP), March 5-26...did not allow an earned run during that time frame, giving up just 1 hit while striking out 7 and walking 2.
- **GOING NATIONAL** – Seattle went 12-5-3 against the National League this spring...posted a five game winning streak vs. National League opponents, March 17-26 and a 4-game winning streak



SPRING TRAINING REVIEW (19-14-3)

PLAYER	AVG	G	AB	R	H	TB	2B	3B	HR	RBI	SH	SF	HP	BB	IBB	SO	SB	CS	DP	E	SLG	OBP	AB	PINCH H	HIT	RBI
Cano, R	.233	12	30	4	7	9	2	0	0	7	0	1	0	8	0	2	0	0	0	2	.300	.385				
Cruz, N	.367	12	30	5	11	23	6	0	2	9	0	0	0	5	0	11	0	0	0	0	.767	.457				
Dyson, J	.289	17	45	10	13	18	3	1	0	4	0	1	0	5	0	6	5	0	0	1	.400	.353				
Haniger, M	.385	24	78	13	30	49	11	1	2	11	0	0	2	4	0	13	3	0	1	1	.628	.429				
Heredia, G	.365	29	63	13	23	34	9	1	0	10	0	1	0	8	0	8	3	0	1	1	.540	.431				
Martin, L	.217	23	69	7	15	25	4	0	2	5	0	0	0	6	0	15	1	1	2	0	.362	.280				
Motter, T	.295	24	61	12	18	30	3	0	3	11	0	1	1	9	0	12	5	1	2	2	.492	.389				
Ruiz, C	.214	15	42	2	9	11	2	0	0	4	0	1	0	2	0	8	0	0	2	0	.262	.244				
Seager, K	.317	21	60	5	19	28	4	1	1	9	0	0	0	8	0	9	0	0	3	1	.467	.397				
Segura, J	.341	15	44	11	15	28	5	1	2	6	0	0	0	3	0	9	5	0	0	1	.636	.383				
Valencia, D	.217	24	69	11	15	22	4	0	1	7	0	0	0	8	0	14	1	0	3	3	.319	.299				
Zunino, M	.333	17	39	10	13	31	6	0	4	9	0	0	2	13	0	11	0	0	1	0	.795	.519				
SEATTLE	.281	36	1265	207	356	558	92	10	30	190	2	9	12	142	0	273	40	9	27	40	.441	.357	32	8	1	6
OPPONENTS	.281	36	1272	222	358	638	92	10	56	208	3	14	10	92	0	274	25	10	22	41	.502	.331	42	7	0	3

PITCHER	R/L	W	L	ERA	G	GS	CG	GF	SHO	SV	IP	H	R	ER	HR	HB	BB	IBB	SO	WP	BK	OPP AVG
Altavilla	R	1	0	2.70	10	0	0	3	0	0	10.0	8	3	3	0	0	2	0	11	0	0	.222
Diaz	R	0	0	0.00	5	0	0	1	0	0	4.2	3	0	0	0	0	2	0	7	1	0	.176
Fien	R	0	2	5.84	10	0	0	4	0	1	12.1	16	11	8	4	2	3	0	17	0	0	.296
Gallardo	R	0	2	7.47	5	5	0	0	0	0	15.2	19	13	13	3	1	7	0	7	2	0	.297
Hernandez	R	2	0	2.77	4	4	0	0	0	0	13.0	9	4	4	1	0	1	0	14	0	0	.196
Iwakuma	R	1	1	7.13	6	6	0	0	0	0	17.2	23	14	14	4	0	8	0	12	1	0	.311
Miranda	L	0	2	5.03	7	5	0	0	0	0	19.2	19	12	11	1	0	9	0	15	1	0	.253
Overton	L	1	1	2.75	7	2	0	0	0	0	19.2	20	10	6	4	1	1	0	16	1	0	.253
Paxton	L	1	0	3.00	4	3	0	0	0	0	12.0	10	4	4	3	0	2	0	15	0	0	.222
Pazos	L	0	1	6.35	11	0	0	3	0	3	11.1	14	9	8	2	0	2	0	15	0	0	.292
Rzepczynski	L	0	0	9.39	10	0	0	0	0	0	7.2	14	9	8	3	0	2	0	9	2	0	.378
Scribner	R	1	0	1.29	8	0	0	1	0	1	7.0	2	2	1	1	0	2	0	7	1	0	.080
Vincent	R	0	0	9.00	9	0	0	0	0	0	8.0	12	10	8	5	0	2	0	5	0	0	.324
TEAM		19	14	5.54	36	36	0	36	1	10	315.0	358	222	194	56	10	92	0	274	19	1	.281
OPPONENTS		14	19	5.43	36	36	0	36	2	4	313.1	356	207	189	30	12	142	0	273	29	2	.281

2017 SPRING TRAINING GAME-BY-GAME

DATE	OPPONENT	W/L	SCORE	REC.	ATT	DATE	OPPONENT	W/L	SCORE	REC.	ATT
Feb. 25	San Diego	W	13-3	1-0	6,370	March 17	Arizona	W	9-5	13-8	13,621
Feb. 26	San Diego	W	13-2	2-0	4,856		Los Angeles	W	5-2	14-8	13,094
Feb. 27	Kansas City	L	3-14	2-1	3,400	March 18	San Francisco	W	6-5	15-8	12,358
Feb. 28	Chicago-AL (ss)	W	8-1	3-1	2,200	March 19	Texas	L	2-3	15-9	6,395
March 1	Cleveland	W	7-4	4-1	3,443	March 20	OFF DAY			15-9	
March 2	Milwaukee	W	6-2	5-1	4,251	March 21	Oakland	L	5-8	15-10	8,080
March 3	Texas	L	2-8	5-2	5,084	March 22	Los Angeles-AL	L	8-9	15-11	7,141
March 4	Colorado	W	4-3	6-2	11,148	March 23	San Francisco	W	9-2	16-11	10,717
March 5	Oakland	L	4-5	6-3	6,639	March 24	Kansas City	W	4-3	17-11	9,017
	Los Angeles-NL	L	3-7	6-4	8,240		Los Angeles-AL	L	0-4	17-12	6,895
March 6	Texas	W	9-0	7-4	5,483	March 25	Texas	W	3-1	18-12	9,549
March 7	OFF DAY			7-4		March 26	Cincinnati (ss)	W	7-6	19-12	6,120
March 8	Cleveland	L	6-14	7-5	7,645	March 27	San Diego	L	2-12	19-13	5,636
March 9	Chicago	W	8-6	8-5	15,107	March 28	Arizona	L	6-15	19-14	6,546
March 10	Chicago	W	11-10	9-5	12,201	March 29	Los Angeles-NL	T	3-3	19-14-1	7,602
March 11	Cincinnati	W	7-6	10-5	8,176	March 30	OFF DAY			19-14-1	
March 12	Los Angeles-AL	L	2-9	10-6	8,617	March 31	Colorado Rockies	T	5-5	19-14-2	7,822
March 13	Milwaukee	L	3-24	10-7	5,336	April 1	Colorado Rockies	T	1-1	19-14-3	8,415
March 14	Chicago-AL	W	7-6	11-7	6,252						
March 15	Los Angeles-NL	L	7-12	11-8	8,383						
March 16	Kansas City (ss)	W	9-2	12-8	7,023						
						Overall: 19-14-3		Home: 9-7-2		Away: 10-7-1	
						(ss) opponent was split-squad		^ exhibition games			



BACK ROW L-R: Erasmo Ramirez, Emilio Pagan, Nick Vincent, Tony Zych, Edwin Díaz, Hisashi Iwakuma, Felix Hernandez, James Paxton, Yovani Gallardo, Ariel Miranda, Marc Rzepczynski, James Pazos, David Phelps, Marco Gonzales, Dan Altavilla

THIRD ROW L-R: Athletic Trainer Masahiro Takahura, Performance Specialists Chad Uihlein and James Clifford, Taylor Motter, Carlos Ruiz, Ben Gamel, Kyle Seager, Robinson Canó, Nelson Cruz, Danny Valencia, Jarrod Dyson, Jean Segura, Guillermo Heredia, Interpreter Antony Suzuki, Visiting Clubhouse Manager Jeff Bopp

SECOND ROW L-R: Athletic Trainers Rob Nodine, Rick Griffin, Matt Toth, and Yoshihiro Nakazawa, Yonder Alonso, Mike Zunino, Mitch Haniger, Bat Boys Jordan Larson, Oscar Castro and Trace Gooden, Head Groundskeeper Bob Christofferson, Clubhouse Staff Billy Sepich, Clubhouse Staff Joe Van Vleck, Clubhouse Manager Ryan Stiles

FRONT ROW L-R: Video Coordinator Jimmy Hartley, Assistant Video Coordinator Craig Manning, Peak Performance Coordinator Derin McMains, Special Projects Coach Chris Prieto, First Base Coach Casey Candaele, Pitching Coach Mel Stottlemire, Bench Coach Tim Bogar, Manager Scott Servais, Hitting Coach Edgar Martinez, Assistant Coach Scott Brosius, Third Base Coach Manny Acta, Interim Bullpen Coach Nasusel Cabrera, Bullpen Catcher Fleming Baez, Clubhouse Staff Chris DeWitt and Pete Fortune

2018 SEATTLE MARINERS TENTATIVE SCHEDULE

SUN	MON	TUE	WED	THU	FRI	SAT
MARCH/APRIL				MARCH 29 CLE 7:10	30	31 CLE 1:10
APRIL 1 CLE 1:10	2	3 SF	4 SF	5 MIN	6	7 MIN
8 MIN	9 KC	10 KC	11 KC	12	13 OAK 7:10	14 OAK 6:10
15 OAK 1:10	16 HOU 7:10	17 HOU 7:10	18 HOU 7:10	19 HOU 12:40	20 TEX	21 TEX
22 TEX	23 CWS	24 CWS	25 CWS	26 CLE	27 CLE	28 CLE
29 CLE	30					

SUN	MON	TUE	WED	THU	FRI	SAT
MAY		1 OAK 7:10	2 OAK 7:10	3 OAK 7:10	4 LAA 7:10	5 LAA 6:10
6 LAA 1:10	7	8 TOR	9 TOR	10 TOR	11 DET	12 DET
13 DET	14	15 TEX 7:10	16 TEX 12:40	17 DET 7:10	18 DET 7:10	19 DET 6:10
20 DET 1:10	21	22 OAK	23 OAK	24 OAK	25 MIN 7:10	26 MIN 7:10
27 MIN 1:10	28 TEX 1:10	29 TEX 7:10	30 TEX 7:10	31 TEX 7:10		

SUN	MON	TUE	WED	THU	FRI	SAT
JUNE					1 TB 7:10	2 TB 7:10
3 TB 1:10	4	5 HOU	6 HOU	7 TB	8 TB	9 TB
10 TB	11 LAA 7:10	12 LAA 7:10	13 LAA 1:10	14 BOS 7:10	15 BOS 7:10	16 BOS 7:10
17 BOS 1:10	18	19 NYY	20 NYY	21 NYY	22 BOS	23 BOS
24 BOS	25 BAL	26 BAL	27 BAL	28 BAL	29 KC 7:10	30 KC 7:10

SUN	MON	TUE	WED	THU	FRI	SAT
1 KC 1:10	2	3 LAA 7:10	4 LAA 1:10	5 LAA 7:10	6 COL 7:10	7 COL 1:10
8 COL 1:10	9	10 LAA	11 LAA	12 LAA	13 COL	14 COL
15 COL	16	17 All-Star Game at WAS	18	19	20 CWS 7:10	21 CWS 7:10
22 CWS 1:10	23	24 SF 7:10	25 SF 1:10	26	27 LAA	28 LAA
29 LAA	30 HOU 7:10	31 HOU 7:10	JULY			

SUN	MON	TUE	WED	THU	FRI	SAT
AUGUST			1 HOU 1:10	2 TOR 7:10	3 TOR 7:10	4 TOR 7:10
5 TOR 1:10	6 TEX	7 TEX	8 TEX	9 HOU	10 HOU	11 HOU
12 HOU	13 OAK	14 OAK	15 OAK	16	17 LAD 7:10	18 LAD 1:10
19 LAD 1:10	20 HOU 7:10	21 HOU 7:10	22 HOU 1:10	23	24 ARI	25 ARI
26 ARI	27	28 SD	29 SD	30 OAK	31 OAK	

SUN	MON	TUE	WED	THU	FRI	SAT
SEPTEMBER						1 OAK
2 OAK	3 BAL 6:10	4 BAL 7:10	5 BAL 7:10	6	7 NYY 7:10	8 NYY 6:10
9 NYY 1:10	10	11 SD 7:10	12 SD 3:40	13 LAA	14 LAA	15 LAA
16 LAA	17 HOU	18 HOU	19 HOU	20	21 TEX	22 TEX
23 TEX	24 OAK 7:10	25 OAK 7:10	26 OAK 7:10	27 TEX 7:10	28 TEX 7:10	29 TEX 6:10
30 TEX 12:10						

HOME ROAD

SCHEDULE SUBJECT TO CHANGE

FOLLOW THE MARINERS