



2019 SEASON REVIEW



TOM MURPHY
Seattle BBWAA
Unsung Hero

DANIEL VOGELBACH
2019 AL All-Star
Seattle BBWAA
Player of the Year

MARCO GONZALES
Seattle BBWAA
Pitcher of the Year





2019 SEATTLE MARINERS STATISTICS

Table with columns: PLAYER, AVG, G, AB, R, H, TB, 2B, 3B, HR, RBI, SH, SF, HP, BB, IBB, SO, SB, CS, GI, DP, E, SLG, OBP, AB, H, HR, RBI. Rows include individual players like +Adams, A, +Beckham, T, and summary rows for PITCHERS, SEATTLE, and OPPONENTS.

Table with columns: PITCHER, R/L, W, L, ERA, G, GS, CG, GF, SHO, SV, IP, H, R, ER, HR, HB, BB, IBB, SO, WP, BK, OPP, AVG. Rows include individual pitchers like +Adams, A, +Alariz, R, and summary rows for SEATTLE and OPPONENTS.

+ = ROOKIE, # = MULT. TEAMS

2019 SEATTLE MARINERS ACTIVE ROSTER

Manager – Scott Servais (29) **Coaches** – Bench: Manny Acta (14), Hitting: Tim Laker (21), Pitching: Paul Davis (28), 3B Coach: Chris Prieto (13), 1B Coach: Perry Hill (6), Bullpen Coach: Jim Brower (38), Major League Field Coordinator: Jared Sandberg (48), Baiting Practice Pitcher: Nasusel Cabrera (89), Bullpen Catcher: Fleming Báez (66)

DIRECTOR, STRENGTH AND CONDITIONING: James Clifford; **ATHLETIC TRAINERS:** Rob Nodine, Matt Toth, Yoshihiro Nakazawa; **ATHLETIC TRAINER EMERITUS:** Rick Griffin

MEDICAL DIRECTOR: Dr. Edward Khalifayan; **TEAM PHYSICIAN:** Dr. Timothy Johnson

No.	PITCHERS (19+3)	B-T	Ht.	Wt.	Born	Birthplace	Residence
63	ADAMS, Austin	R-R	6-3	220	05/05/1991	Tampa, FL	Millbrook, AL
53	ALTAVILLA, Dan	R-R	5-11	200	09/08/1992	McKeesport, PA	McKeesport, PA
52	BASS, Anthony	R-R	6-2	200	11/01/1987	Dearborn, MI	Nashville, TN
60	BRADFORD, Chasen ^	R-R	6-1	225	08/05/1989	Las Vegas, NV	Henderson, NV
65	BRENNAN, Brandon \$	R-R	6-4	220	07/26/1991	Mission Viejo, CA	San Juan Capistrano, CA
35	DUNN, Justin \$	R-R	6-2	185	09/22/1995	Freeport, NY	Lauderhill, FL
7	GONZALES, Marco	L-L	6-1	199	02/16/1992	Fort Collins, CO	Seattle, WA
37	GROTZ, Zac \$	R-R	6-2	195	02/17/1993	San Mateo, CA	Millbrae, CA
45	GUILBEAU, Taylor \$	L-L	6-4	180	05/12/1993	Baton Rouge, LA	Baton Rouge, LA
34	HERNANDEZ, Félix	R-R	6-3	225	04/08/1986	Valencia, VZ	Bellevue, WA
18	KIKUCHI, Yusei \$	L-L	6-0	200	06/17/1991	Iwate, Japan	Iwate, Japan
49	LEBLANC, Wade	L-L	6-3	205	08/07/1984	Lake Charles, LA	Lake Charles, LA
61	MAGILL, Matt	R-R	6-3	210	11/10/1989	Simi Valley, CA	Oceanside, CA
36	MCCLAINE, Reggie \$	R-R	6-2	180	11/16/1992	Duluth, GA	Bradenton, FL
57	MILONE, Tommy	L-L	6-0	215	02/16/1987	Granada Hills, CA	Santa Clarita, CA
54	SADZEK, Connor *	R-R	6-7	240	10/01/1991	Crystal Lake, IL	Crystal Lake, IL
33	SHEFFIELD, Justus \$	L-L	5-10	195	05/13/1996	Tullahoma, TN	Tullahoma, TN
50	SWANSON, Erik \$	R-R	6-3	220	09/04/1993	Fargo, ND	Fargo, ND
26	TUVAIALALA, Sam	R-R	6-1	230	10/19/1992	San Mateo, CA	San Mateo, CA
-	VIZCAINO, Arodys ^	R-R	6-0	245	11/31/1990	Yaguatae, DR	Yaguatae, DR
43	WARREN, Art \$	R-R	6-3	230	03/23/1993	Defiance, OH	Napoleon, OH
44	WISLER, Matt	R-R	6-3	215	09/12/1992	Bryan, OH	Smyrna, GA
No.	CATCHERS (2)	B-T	Ht.	Wt.	Born	Birthplace	Residence
2	MURPHY, Tom	R-R	6-1	218	04/03/1991	West Monroe, NY	Constantia, NY
22	NARVAEZ, Omar	R-R	6-0	220	02/10/1992	Maracay, VZ	Doral, FL
No.	INFIELDERS (9+1+1)	B-T	Ht.	Wt.	Born	Birthplace	Residence
1	BECKHAM, Tim +	R-R	6-1	210	01/27/1990	Griffin, GA	Atlanta, GA
3	CRAWFORD, J.P.	L-R	6-2	199	01/11/1995	Long Beach, CA	Long Beach, CA
9	GORDON, Dee	L-R	5-11	168	04/22/1988	Avon Park, FL	Windermere, FL
27	HEALY, Ryan ^	R-R	6-4	232	01/10/1992	West Hills, CA	West Hills, CA
39	LONG, Shed \$	L-R	5-8	184	08/22/1995	Birmingham, AL	Talladega, AL
10	LOPES, Tim \$	R-R	5-11	180	06/24/1994	Los Angeles, CA	Eastvale, CA
25	MOORE, Dylan \$	R-R	6-0	185	08/02/1992	Yorba Linda, CA	Yorba Linda, CA
23	NOLA, Austin \$	R-R	6-0	205	12/28/1989	Baton Rouge, LA	Baton Rouge, LA
15	SEAGER, Kyle	L-R	6-0	210	11/03/1987	Charlotte, NC	Salisbury, NC
20	VOGELBACH, Daniel	L-R	6-0	250	12/17/1992	Oriando, FL	Fort Myers, FL
31	WALTON, Donnie \$	L-R	5-10	175	05/25/1994	Dallas, TX	Stillwater, OK
No.	OUTFIELDERS (6+1)	B-T	Ht.	Wt.	Born	Birthplace	Residence
5	BISHOP, Braden \$	R-R	6-1	190	08/22/1993	Woodland, CA	San Carlos, CA
4	BROXTON, Keon	R-R	6-4	198	05/07/1990	Lakeland, FL	Lakeland, FL
17	FRLEY, Jake \$	L-L	6-0	195	05/25/1995	Fredrick, MD	Miami, FL
8	HANIGER, Mitch *	R-R	6-2	204	12/23/1990	Mountain View, CA	Santa Clara, CA
30	LEWIS, Kyle \$	R-R	6-4	205	07/13/1995	Snellville, GA	Palm Coast, FL
16	SANTANA, Domingo	R-R	6-5	228	08/05/1992	Santo Domingo, DR	Santo Domingo, DR
0	SMITH, Mallex	L-L	5-10	180	05/60/1993	Tallahassee, FL	Tallahassee, FL

* = 10-Day Injured List; ^ = 60-Day Injured List; \$ = Rookie; + = Restricted List

INJURED LIST (5):

Chasen Bradford (RHP) – Right forearm strain (June 3-current)
 Mitch Haniger (OF) – Ruptured testicle (June 7-current)
 Ryan Healy (INF) – Lower back inflammation (April 21-current)
 Connor Sadzeck (RHP) – Right elbow inflammation (June 4-current)
 Arodys Vizcaino (RHP) – Right shoulder surgery recovery (April 11-current)

Restricted List (1):

Tim Beckham (INF) – 80-game suspension (August 6-current)

Roster as of September 17, 2019

14	Alphabetical	14	Numerical
14	ACTA, Manny, Bench Coach	0	SMITH, Mallex, OF
53	ADAMS, Austin, RHP	1	BECKHAM, Tim, INF +
63	ALTAVILLA, Dan, RHP	2	MURPHY, Tom, C
66	BAEZ, Fleming, Bullpen Catcher	3	CRAWFORD, J.P., INF
52	BASS, Anthony, RHP	4	BROXTON, Keon, OF
1	BECKHAM, Tim, INF +	5	BISHOP, Braden, OF \$
5	BISHOP, Braden, OF \$	6	HILL, Perry, 1B/Infield Coach
60	BRADFORD, Chasen, RHP ^	7	GONZALES, Marco, LHP
35	BRENNAN, Brandon, RHP \$	8	FRLEY, Jake, OF \$
68	BROWER, Jim, Bullpen Coach	9	GORDON, Dee, INF
4	BROXTON, Keon, OF	10	LOPES, Tim, INF \$
89	CABRERA, Nasusel, BP Pitcher	13	RIETO, Chris, 3B Coach
3	CRAWFORD, J.P., INF	14	ACTA, Manny, Bench Coach
28	DAVIS, Paul, Pitching Coach	15	SEAGER, Kyle, INF
35	DUNN, Justin, RHP \$	16	SANTANA, Domingo, OF
8	FRLEY, Jake, OF \$	17	HANIGER, Mitch, OF *
7	GONZALES, Marco, LHP	18	KIKUCHI, Yusei, LHP \$
9	GORDON, Dee, INF	20	VOGELBACH, Daniel, INF
37	GROTZ, Zac, RHP \$	21	LAKER, Tim, Hitting Coach
45	GUILBEAU, Taylor, LHP \$	22	NARVAEZ, Omar, C
17	HANIGER, Mitch, OF *	23	NOLA, Austin, INF \$
27	HEALY, Ryan, INF ^	25	MOORE, Dylan, INF \$
34	HERNANDEZ, Félix, RHP	26	TUVAIALALA, Sam, RHP
6	HILL, Perry, 1B/Infield Coach	27	HEALY, Ryan, INF ^
18	KIKUCHI, Yusei, LHP \$	28	DAVIS, Paul, Pitching Coach
21	LAKER, Tim, Hitting Coach	29	SERVAIS, Scott, Manager
49	LEBLANC, Wade, LHP	30	LEWIS, Kyle, OF \$
39	LONG, Shed, INF \$	31	WALTON, Donnie, INF \$
30	LOPES, Tim, INF \$	33	SHEFFIELD, Justus, LHP \$
61	MAGILL, Matt, RHP	34	HERNANDEZ, Félix, RHP
36	MCCLAINE, Reggie, RHP \$	35	DUNN, Justin, RHP \$
57	MILONE, Tommy, LHP	36	MCCLAINE, Reggie, RHP \$
25	MOORE, Dylan, INF \$	37	GROTZ, Zac, RHP \$
2	MURPHY, Tom, C	38	BROWER, Jim, Bullpen Coach
22	NARVAEZ, Omar, C	39	LONG, Shed, INF \$
23	NOLA, Austin, INF \$	43	WARREN, Art, RHP \$
13	RIETO, Chris, 3B Coach	44	WISLER, Matt, RHP
54	SADZEK, Connor, RHP \$ *	45	GUILBEAU, Taylor, LHP \$
48	SANDBERG, Jared, ML Field Coordinator	48	SANDBERG, Jared, ML Field Coordinator
16	SANTANA, Domingo, OF	49	LEBLANC, Wade, LHP
15	SEAGER, Kyle, INF	50	SWANSON, Erik, RHP \$
29	SERVAIS, Scott, Manager	52	BASS, Anthony, RHP
33	SHEFFIELD, Justus, LHP \$	54	SADZEK, Connor, RHP \$ *
0	SMITH, Mallex, OF	53	ALTAVILLA, Dan, RHP
50	SWANSON, Erik, RHP \$	57	MILONE, Tommy, LHP
26	TUVAIALALA, Sam, RHP	60	BRADFORD, Chasen, RHP ^
20	VOGELBACH, Daniel, INF	61	MAGILL, Matt, RHP
-	VIZCAINO, Arodys, RHP ^	63	ADAMS, Austin, RHP
31	WALTON, Donnie, INF \$	65	BRENNAN, Brandon, RHP \$
43	WARREN, Art, RHP \$	66	BAEZ, Fleming, Bullpen Catcher
44	WISLER, Matt, RHP	89	CABRERA, Nasusel, BP Pitcher

* = 10-Day Injured List; ^ = 60-Day Injured List
 \$ = Rookie



2019 SEASON REVIEW - TABLE OF CONTENTS

Staff Directory.....	3
Picture Roster.....	4-5
Manager - Scott Servais.....	6
Coaching Staff.....	7
2019 Team Highlights.....	8-13
Hitters Bios.....	14-25
Pitchers Bios.....	26-37
Mariners Statistical Breakdown.....	38-64
Team Batting and Pitching.....	38
Club Statistics/Hitting Breakdown.....	39
Career Hitting and Pitching.....	40
Team Miscellaneous.....	41
Pitching Lines / Starters & Relievers Pitching Breakdown.....	42
Opening Day Roster / Injured List / Year-By-Year.....	43
Highs & Lows.....	44
2019 Day-by-Day.....	45-47
2019 Transactions / Single-Season Record Book.....	48-49
Batting Profile.....	50
Pitching Profile.....	51
vs. Left & vs. Right (Batting & Pitching).....	52-53
Runners in Scoring Position & Bases Loaded.....	54-55
Home & Road.....	56-57
Day & Night.....	58-59
Grass & Turf/ Team Multi-Hit, Multi-RBI, GW-RBI, 2-Out RBI.....	60-61
Pre & Post All-Star Break.....	62-63
Fielding Statistics.....	64
2019 MLB Standings & Wild Card Standings.....	65
2019 American League Statistics.....	66-71
Club Batting/Pitching/Fielding (Mariners Longest Hitting Streaks).....	66
Misc. Rank Batting/Pitching.....	67
Batting Department & Category Leaders/ Designated Hitters & Pinch Hitters.....	68-69
Pitching Department & Category Leaders/ Club Starters & Relievers (T-Mobile Park HR Leaders).....	70-71
2019 National League Statistics.....	72-77
Club Batting/Pitching.....	72
Misc. Rank Batting/Pitching/Fielding.....	73
Batting Department & Category Leaders/ Pinch Hitters.....	74-75
Pitching Department & Category Leaders/ Club Starters & Relievers.....	76-77
2019 MLB Attendance/ T-Mobile Park Monthly/Daily Attendance Breakdown.....	78
2019 T-Mobile Park Attendance.....	79
2019 Mariners Monthly Recaps (Spring Training).....	80-93
2019 Mariners Record Breakdown.....	94
2019 Team Photo.....	Inside Back Cover
2020 Schedule.....	Back Cover

FRONT OFFICE DIRECTORY



BOARD OF DIRECTORS

John Stanton (Chairman), John Ellis & Howard Lincoln, Chairman Emeriti, Chris Larson,
Jeff Raikes, Frank Shrontz, Buck Ferguson

OFFICERS

Chairman & Managing Partner John Stanton
President & Chief Executive Officer Kevin Mather
Chairman Emeriti John Ellis, Howard Lincoln
Senior Vice President, Special Advisor to the Chairman & CEO Randy Adamack
Executive Assistant – Chairman, President & Ownership Teresa Dugger

BASEBALL OPERATIONS

Executive Vice President & General Manager – Baseball Operations Jerry Dipoto
Vice President - Scouting Tom Allison
Special Assistant to the GM Roger Hansen, Tom McNamara
Manager Scott Servais
Assistant General Manager Justin Hollander, Joe Bohringer
Director - Amateur Scouting Scott Hunter
Director - Player Development Andy McKay
Director - International Amateur Scouting Frankie Thon
Manager - Baseball Operations Tim Stanton
Manager - Analytics Joel Firman
Supervisor - Latin America David Brito
Coordinator - Special Projects International Ted Heid
Coordinator - Advanced Scouting Frankie Pilieri
Coordinator - International Scouting Andrew Herrera
Coordinator - Amateur Scouting Ty Bowman
Coordinator - Baseball Operations David Hesslink
Coordinator - Player Development Mat Snider
Player Personnel Manager Jason Karegeannes, Brendan Domaracki, Emanuel Sifuentes
Administrator - Player Development Jan Plein
Medical Director E. Edward Khalifayan, M.D.
Team Physician Timothy Johnson, M.D.
Athletic Trainer Rob Nodine
Physical Therapist Ryan Bitzel
Assistant Strength and Conditioning Coach Derek Cantieni
Assistant Athletic Trainer - Rehab Matt Toth
Director - Major League Performance Specialist James Clifford
Athletic Performance Data Analyst Anthony Ortiz
Trainer Emeritus Rick Griffin
Home Clubhouse Manager Ryan Stiles
Assistant Clubhouse Manager Billy Sepich, Pete Fortune
Batting Practice Pitcher Nasuel Cabrera
Director - Baseball Analytics Jesse Smith
Director - Major League Operations Jack Mosimann
Manager - Analytics Joel Firman
Baseball Analyst John Choiniere, Emily Curtis, Skylar Shibayama, Forest Diamond

BALLPARK EVENTS & OPERATIONS

Senior Vice President - Ballpark Events & Operations Trevor Gooby
Senior Director - Construction and Planning Ryan van Maarth
Project Coordinator - Construction and Planning PJ Callahan
Senior Director - Event Sales Alisia Anderson
Director - Ballpark Services Juan Rodriguez-Velez
Director - Security Jessica Reid-Bateman
Assistant Director - Guest Experience Melissa Leung
Senior Manager, Ballpark Operations Ashley Gormley
Ballpark Operations Manager Kelsey Smith
Events Sales & Tour Coordinator Sara Buchanan
Senior Coordinator - Guest Experience Michael McGuire
Coordinator - Guest Experience Rachel Goodman
Coordinator - Ballpark Services Wendy Walz
Coordinator - Ballpark Operations Devin Burns
Senior Manager - Security Erik Hackmann
Head Groundskeeper Bob Christofferson
Assistant Head Groundskeeper Tim Wilson
Electrician Paul Fuller, Josh Dreyer
Building Plumber Kenny Stanton, Jamie Whittaker
Building Painter Shelton Schneider
Roof Operations Vance Akers, Rob Wolford
Maintenance Specialist Chris Corsi, Jeromey Campbell, Dave Randolph
General Maintenance Technician Brenden Campbell, Stephen Neely
HVAC Technician Steve Monson, Ty Garceau, Trevor Anderson, Justin Lanier
Concrete Technician Christopher McDaniels
Security Bob Averill, Brittany Tomlin, Frank Diss, Ed Mumphy, Zac Price,
Louis Newsom, Angel Diaz, Rick Sheridan, Nathaniel Mitchell, Eric Groover
Senior Manager - Housekeeping Carlos Avila Beltran
Manager - Housekeeping Elizabeth Duncan, Sofia Aleman, Maricela Ruiz
Front Office Receptionist Caroline Koehler
Receptionist Cheryl Gilbert

SALES

Senior Vice President – Sales Frances Traisman
Executive Administrative Assistant Judy Vaught

TICKET SALES

Vice President, Ticket Sales & Service Cory Carbury
Director – Group Business Development Bob Hellingner
Senior Manager, Premium Sales Brett Breece
Senior Manager, Season Ticket Sales Jonathan Ryan
Senior Manager, Group Sales Marc Mahoney
Senior Manager, Sales Development Elizabeth McCloskey
Senior Manager, Sales Operations Nicholette Collins
Manager - Sales Strategy & Communication Ethan Drigotas
Premium Sales Kendra Griffin, Max Manix, Anthony Marchetto, Mike Mendolia, Erica Zemke
Season Ticket Sales Rachel Grubaug, Christopher Lawler, Jack Maloney, Sydney Severson, Ashton Zeth
Group Sales Ariana Busch, Alexa Olague, Katie Transue, Garrett Williams, Emily Wright
Senior Account Managers – Client Services Mike Aceto, Jill Dahlen, Chuck Viltz
Sales & Marketing Strategist Kendall Collins
Sales Activation Strategist Jenna Massaro
Sales Strategy Associate Tyler Carskadon

PARTNERSHIPS

Vice President – Partnerships & Community Relations Joe Chard
Senior Director – Partnerships Ingrid Russell-Narcisse
Account Executives Bill Aanenson, Albert Jaimes, Tim Sexton, Kevin Williams
Partnership Activation Coordinator Jasmine Garza, Lindsay Garza, Sophie Kuehl
Administrative Assistant – Client Services Melissa Wallace

ANALYTICS

Sales Business Analyst Joe Chang
Sales Analyst Mason Shigenaka

LEGAL, GOVERNMENT & COMMUNITY AFFAIRS

Executive Vice President and General Counsel Fred Rivera
Deputy General Counsel Melissa Robertson
Executive Administrative Assistant Susan Harsh

COMMUNITY RELATIONS

Vice President – Partnerships & Community Relations Joe Chard
Senior Director - Community Relations Gina Hasson
Manager - Community Programs Sean Grindley
Coordinator - Community Services Demetrius Grant
Coordinator - Community and Client Services Corey Traynor
Community Relations & On BASE Programs Coordinator McKenzie Mitchell

HUMAN RESOURCES

Senior Vice President of People and Culture Lisa Winsby
Director - Payroll Ginger Oldham
Senior Manager, Project Management Tami Tomisc
Manager - Workers Compensation and Liability Therese Baxter
Manager - Benefits Tara Lindsay
Strategic HR Business Partner Brooke Sullivan
Human Resources Manager Natalie Blackburn
Analyst, Human Resources Michelle Merrill
Coordinator, Scheduling Barb Hackmann
Coordinator, Team Member Experience Ngoc Do
Human Resources Assistant Sue Bragg
Special Assistant, Community Liaison Andy Bottin

FINANCE

Executive Vice President – Chief Financial Officer Tim Konegay

FINANCE

Vice President - Finance Greg Massey
Director - Internal Audit Operations Connie McKay
Controller Monica Marmolejo
Vault Manager/Senior Accountant Terry Jemtegaard
Senior Accountant Erica Bricker, James Hyman
Accounts Payable Supervisor Danny Cifaldi

INFORMATION SERVICES

Vice President - Information Services David Curry
Director - Information Systems Oliver Roy
Director - Database and Applications Justin Stolmeier
Manager, Software Architecture Michelle Separovich
Senior Systems Administrator Josh Wittmier
Senior Developer Lyle Hazle
Developers Dexter Closterman
Manager - Audio and Video Engineering Yezmin Blue
Database Development Analyst Liza Teichler
Video Maintenance Technician Scott Thomas
IT Support Specialist Davontae Glenn
Technical Support Specialist Jacob Reim

PROCUREMENT

Senior Director - Procurement Norma Cantú
Procurement Manager/Buyer Casey Tager
Procurement Assistant Buyer Austin Benson
Warehouse: Shipping & Receiving Manager RJ Sanchez
Procurement Assistant Jean Elliott
Office Services Coordinator Jim Reha
Shipping and Receiving Assistant Steven Morales
Warehouse & Mailroom Assistant Robert Silky

MERCHANDISING

Senior Director - Retail Operations Julie McGillivray
Director - Retail Merchandising Renee Steyh
Director - Retail Stores Mary Beeman
Senior Manager, Distribution Center Jordan Seiber
Manager - Game Used and Memorabilia Senior Buyer Shawn Wert
Manager - Women's and Kids Buyer/Retail Marketing Lindsay Lawson
Manager - T-Mobile Park Team Store Kelly Walsh
Manager - Team Store Donald Darnbrough, Yuko Iwahashi, Rhys Stanley, Tashina Willard
Souvenir Manager Sean Guiney
Assistant Manager - Distribution Center Trevor Weimer
Assistant Manager - T-Mobile Park Team Store Derrick Ceppa
Assistant Manager - Souvenirs West Hatae
Merchandise Assistant Francesca Taporco

TICKET SERVICES

Senior Director – Ticket and Parking Operations Malcolm Rogel
Director – Ticket Services Jennifer Swieght
Manager – Ticket Operations Lincoln Loeber
Manager – Box Office Bob Brunner
Coordinator – Ticket Services Tracy Koletzky
Supervisor - Parking Operations Jerry Johnson
Assistant Supervisor – Parking Operations Steve Mitchell

MARKETING & COMMUNICATIONS

Senior Vice President – Marketing & Communications Kevin Martinez
Vice President, Communications Tim Hevly
Vice President, Marketing Gregg Greene
Senior Director – Mariners Productions Ben Mertens
Senior Director, Public Information Rebecca Hale
Director - Graphic Design Carl Morton
Director - Marketing Mandy Lincoln
Senior Manager – Baseball Information Kelly Munro
Senior Manager - Digital Marketing Nathan Rauschenberg
Senior Manager - Marketing Camden Finney
Senior Manager - Productions Olav Nussom
Manager - Graphic Design Katie Abram
Manager - Video Operations Eric Vaughn
Manager - Baseball Information Ryan Hueter
Manager - Marketing Tyler Thompson
Coordinator - Broadcasting/Marketing Carissa Hunt
Coordinator - Digital Marketing Colin O'Keefe
Coordinator - Marketing Kalli Rutherford
Coordinator - Baseball Information Adam Gresch, Ian Kraft
Digital Content Specialist Andy Menarckek
Video Editor Daniel Oleskovicz
Motion Graphics Designer Sam Findlay
Digital Graphic Designer Trevor Milless
Public Address Announcer Tom Huttyler
Mascot Coordinator John Behrle
Executive Producer/Engineer Gary Hill
Radio/TV Broadcaster Rick Rizzos, Aaron Goldsmith, Dave Sims, Mike Blowers
Team Photographer Ben VanHouten
Television Director Jim Armintrout



2019 SEATTLE MARINERS



#63 AUSTIN ADAMS
RHP




#53 DAN ALTAVILLA
RHP



#52 ANTHONY BASS
RHP



#46 GERSON BAUTISTA
RHP



#5 BRADEN BISHOP
OF



#65 BRANDON BRENNAN
RHP




#4 KEON BROXTON
OF



#3 J.P. CRAWFORD
INF



#35 JUSTIN DUNN
RHP



#67 MATT FESTA
RHP



#8 JAKE FRALEY
OF



#7 MARCO GONZALES
LHP



#9 DEE GORDON
INF



#37 ZAC GROTZ
RHP



#45 TAYLOR GUILBEAU
LHP



#17 MITCH HANIGER
OF



#34 FÉLIX HERNÁNDEZ
RHP



#18 YUSEI KIKUCHI
LHP



#49 WADE LEBLANC
LHP



#30 KYLE LEWIS
OF

2019 SEATTLE MARINERS



#39 SHED LONG
INF/OF



#10 TIM LOPES
INF/OF



#61 MATT MAGILL
RHP



#33 REGGIE MCCLAIN
RHP



#57 TOMMY MILONE
LHP



#25 DYLAN MOORE
INF/OF



#2 TOM MURPHY
C



#22 OMAR NARVÁEZ
C



#23 AUSTIN NOLA
INF/OF



#47 RICARDO SÁNCHEZ
LHP



#16 DOMINGO SANTANA
OF




15 KYLE SEAGER
INF



#33 JUSTUS SHEFFIELD
LHP



#0 MALLEX SMITH
OF



#50 ERIK SWANSON
RHP



#26 SAM TUIVAILALA
RHP



#20 DANIEL VOGELBACH
1B/DH



#31 DONNIE WALTON
INF



#43 ART WARREN
RHP



#44 MATT WISLER
RHP



MANAGER SCOTT SERVAIS



SCOTT SERVAIS (29)

POSITION: Manager, former catcher
AGE: 52
BORN: 6-4-67 in LaCrosse, WI
BATTED: Right **THREW:** Right
NAMED MANAGER: Oct. 23, 2015

MARINERS HIGHLIGHTS:

- Mariners finished with a 68-94 (.420) record in his fourth season as a Major League manager... team was 28-32 in final 60 games and was 61-66 (.480) outside of disastrous 7-28 stretch from April 27-June 4.
- Managed a Major League record 67 different players in 2019, including a Major League record 42 different pitchers (club-record 36 different relievers and club-record 18 different starters).
- Recorded his 300th career managerial win on July 30 at Texas becoming second-ever Mariners manager to record 300 wins; also defeated Texas for 1st (4/5/16) and 100th (5/6/17) career win... has 321 wins as Mariners manager; 2nd in club history behind only Lou Piniella (840).
- Seattle has 8th-most wins in the American League over his 4 seasons as manager (2016-c)... during that span, the Mariners have a record of 321-327 (.495).
- Ranks 8th among all managers in wins since 2016, trailing only AJ Hinch-HOU (395), Dave Roberts-LAD (393), Terry Francona-CLE (380), Joe Maddon-CHC (374), Craig Counsell-MIL (344), Bob Melvin-OAK (338) and Kevin Cash-TB (334).

MANAGING HIGHLIGHTS:

- Named the 20th manager (17th full-time) in Mariners history on October 23, 2015...agreed to terms on a multi-year contract extension July 20, 2018.
- 2019 marked his fourth season as a manager at any level.
- The Mariners were .500 or better for every game in 2018...marked the 3rd such season in club history (also: 1996 and 2001).
- Spent 10 years (2006-2015) prior to joining the Mariners in high level player development positions, building and managing staffs, evaluating players, and coaching players at Spring Training and during minor league regular season.

COACHING/ PLAYER DEVELOPMENT HIGHLIGHTS:

- Spent four seasons (2012-2015) as Assistant General Manager, Scouting and Player Development with the Los Angeles Angels.
- Was the Texas Rangers Sr. Director of Player Development from 2006-2011.
- During time in Texas, was also responsible for instructing catchers on Rangers Major League roster.
- Worked as a pro scout for the Rockies in 2005.
- Began coaching career as the Chicago Cubs Roving Catching Instructor in 2003 and 2004.

PERSONAL: Scott Daniel Servais...pronounced 'service'...resides in Renton, WA...Scott and his wife, Jill, have three children: son Tyler; daughters Jacqueline and Victoria...Scott played college baseball at Creighton University (his head coach was former Cubs GM Jim Hendry) and was inducted into the Creighton Athletic Hall of Fame in 2003...was a member of Team USA, winning a Silver Medal in the Pan Am Games in 1987 and a Gold Medal in the 1988 Olympics (Seoul, South Korea)...earned USA Baseball's Alumni Award in 1994...was selected in the third round of the 1988 June Draft following his junior year of college...Scott is a native of Coon Valley, WI and graduated from Westby High School (WI) in 1985...was drafted by the New York Mets in the second round (scout: Terry Ryan) out of high school but did not sign.

PLAYING CAREER: Scott had an 11-year Major League playing career (1991-2001) with the Houston Astros (1991-95, 2001), Chicago Cubs (1995-98), San Francisco Giants (1999-2000) and Colorado Rockies (2000)...batted .245 with 130 doubles, 63 home runs and 319 RBI in 820 career MLB games...ranked among the top-three National League catchers in fielding percentage in three separate seasons (1996, 1997 & 1998).

MOST MANAGERIAL WINS IN CLUB HISTORY

Rk.	Manager	W-L
1.	Lou Piniella	840-711
2.	Scott Servais	321-327
3.	Jim Lefebvre	233-253
4.	Darrell Johnson	226-362
5.	Eric Wedge	213-273

MOST MANAGERIAL WINS SINCE 2016


Rk.	Manager	W-L
1.	AJ Hinch-HOU	395-253
2.	Dave Roberts-LAD	393-256
3.	Terry Francona-CLE	380-267
4.	Joe Maddon-CHC	374-274
5.	Craig Counsell-MIL	344-305
6.	Bob Melvin-OAK	338-310
7.	Kevin Cash-TB	334-314
8.	Scott Servais-SEA	321-327

CAREER TIMELINE

- 2016 – **Seattle Mariners Manager**
- 2012 – 2015 Los Angeles Angels Assistant General Manager, Scouting & Player Development
- 2006 – 2011 Texas Rangers Senior Director of Player Development
- 2005 Colorado Rockies Professional Scout
- 2003 – 2004 Chicago Cubs Roving Catching Instructor
- 1991 – 2001 Played 11 seasons in the Majors with Houston (1991-95, 2001), Chicago-NL (1995-98), San Francisco (1999-2000) and Colorado (2000)
- 1988 – 1991 Played 4 seasons in the Astros minor league system



COACHING STAFF



MANNY ACTA (14)

POSITION: Bench coach, former infielder
AGE: 50 **BORN:** 1-11-69 in San Pedro de Macoris, DR
BATTED: Right **THREW:** Right


- Spent 2019 season as Seattle's bench coach, his fourth year with the Mariners.
- 2019 was his 15th season as a big league coach or manager.
- Managed Cleveland from 2010-12 and Washington from 2007-July, 2009.



JIM BROWER (38)

POSITION: Bullpen coach, former pitcher
AGE: 46 **BORN:** 12-29-72 in Edina, MN
BATTED: Right **THREW:** Right


- Spent 2019 as Seattle's bullpen coach, his 1st year as bullpen coach, second year on ML staff.
- Spent 2018 as Seattle's assistant coach, his first year with the Mariners, and first year as MLB coach.



PAUL DAVIS (28)

POSITION: Pitching coach, former pitcher
AGE: 55 **BORN:** 5-12-64 in Orlando, FL
BATTED: Right **THREW:** Right


- Spent 2019 as Seattle's pitching coach after being named to position Nov. 5, 2018.
- 2019 was his 1st season as a coach in MLB.
- Mariners used Major League record 42 different pitchers in 2019.



PERRY HILL (6)

POSITION: First Base/Infield coach, former infielder
AGE: 67 **BORN:** 3-19-52 in Salina, KS
BATTED: Right **THREW:** Right

- Spent 2019 as Seattle's first base and infield coach, his first season with the Mariners.
- 2019 was his 24th season as an MLB coach.
- From July 1 to end of season, Mariners infielders (1B, 2B, SS, 3B) led AL with a .985 fielding percentage (1,512 TC, 22 E) and were T1st (w/CLE) for fewest errors committed.



TIM LAKER (21)

POSITION: Hitting coach, former catcher
AGE: 49 **BORN:** 11-27-69 in Encino, CA
BATTED: Right **THREW:** Right

- Spent 2019 as Seattle's hitting coach, his 1st year with the club...named to the role on Nov. 26, 2018.
- Was his 3rd season as MLB coach, overall.
- 37 different Mariners players has at least one at bat in 2019.
- Mariners were 3rd in AL/6th in MLB in walks with 583; 4 of 5 teams above them reached postseason.



CHRIS PRIETO (13)

POSITION: Third base coach, former outfielder
AGE: 47 **BORN:** 8-24-72 in Carmel, CA
BATTED: Left **THREW:** Left


- Spent 2019 as Seattle's third base coach, his 1st year in that role, but his 6th season on the Mariners Major League staff.
- 2019 marked his 7th season in Mariners organization, his 6th with Major League club.
- Managed rookie league Pulaski to Appalachian League title in 2013.
- Played 13 seasons of pro baseball, reaching the Majors briefly in 2005 with the Angels.



JARED SANDBERG (48)

POSITION: Major League Field Coordinator, former infielder
AGE: 41 **BORN:** 3-2-78 in Olympia, WA
BATTED: Right **THREW:** Right


- Spent 2019 as Seattle's Major League Field Coordinator, his first year with the Mariners.
- 2019 was his 1st year overall as a MLB coach.
- Spent the previous 11 years in the Tampa Bay organization, the past 10 as a minor league manager.



FLEMING BÁEZ (66)

POSITION: Bullpen catcher, former catcher
AGE: 38 **BORN:** 6-10-81 in Santo Domingo, DR
BATTED: Right **THREW:** Right

- Spent 2019 as Seattle's bullpen catcher, his fourth year with the Mariners in that role.
- Played in the minors and independent leagues from 1999-2009, concluding with 2 years (2008-09) in the Mariners organization, where he made stops at Everett, Clinton, High Desert, West Tenn and Tacoma.



NASUSEL CABRERA (89)

POSITION: Batting practice pitcher
AGE: 52 **BORN:** 7-20-67 in Santo Domingo, DR
BATTED: Left **THREW:** Left

- Spent 2019 as Seattle's batting practice pitcher, his 5th year on the Mariners staff.
- 2019 was his 13th season as a coach in the Mariners organization.
- Began the 2015 season as the Mariners Latin America pitching coordinator after spending 2014 as the pitching coach for short-A Everett.



2019 TEAM HIGHLIGHTS

RECORD BREAKDOWN

Overall	68-94	420
Home	35-46	432
Road	33-48	407
Day	23-33	411
Night	45-61	425
1-Run	23-26	469
2-Run	9-18	333
3-Run	11-10	524
vs. Left	16-36	308
vs. Right	52-58	472
Come-From-Behind Wins		35
Lineups Used (Batting)		153
Lineups Used (Defense)		159
Final Home Attendance		1,791,863

AL WEST STANDINGS

TEAM	W-L	Pct.	GB
Houston	107-55	.660	---
Oakland	97-65	.599	10
Texas	78-84	.481	29
Los Angeles-AL	72-90	.444	35
Seattle	68-94	.420	39

OFFENSIVE TEAM LEADERS

Batting Average	Santana	.253
Hits	Narváez	119
Runs	Vogelbach	73
2B	Beckham / Crawford	21
3B	Smith	9
HR	Vogelbach	30
RBI	Vogelbach	76
BB	Vogelbach	92
SO	Santana	164
OBP	Vogelbach	.341
SLG	Santana	.441
XBH	Vogelbach	47
SB	Smith	46
TB	Vogelbach	203
Multi-Hit Games	Narváez	31

PITCHING TEAM LEADERS

W (starter)	Gonzales	16
W (reliever)	Eliás / LeBlanc	4
L (starter)	Gonzales	13
L (reliever)	Milone	7
Saves	Eliás	14
Holds	Gearrin	11
GS	Gonzales	34
G	Gearrin	46
IP	Gonzales	203.0
CG	Leake	2
BB	Gonzales	56
SO	Gonzales	147
ERA (starter)	Gonzales	3.99
ERA (reliever)	LeBlanc	4.57
Quality Starts	Gonzales	19

MOST PLAYERS USED, SINGLE-SEASON, MAJOR LEAGUE HISTORY

Rk.	Team	#
1.	2019 Seattle Mariners	67
2.	2019 San Francisco Giants	64
	2014 Texas Rangers	64
4.	2018 Toronto Blue Jays	63
5.	2017 Seattle Mariners	61

MOST PITCHERS USED, SINGLE-SEASON, MAJOR LEAGUE HISTORY

Rk.	Team	#
1.	2019 Seattle Mariners	42
2.	2017 Seattle Mariners	40
	2014 Texas Rangers	40
4.	2019 Toronto Blue Jays	39
5.	2019 Baltimore Orioles	38

THE RECORD...completed the 2019 season 68-94 (.420), finishing 5th in the American League West Division (39.0 games behind division winner Houston)...went 35-46 (.432) at home and 33-48 (.407) on the road...were 39-55 (.415) prior to the All-Star Break and 29-39 (.426) following the break...posted a 20-28-5 record in series, including 6 sweeps...went 8-6 (.571) in rubber games to decide the outcome of a 3-game series...were 45-61 (.425) in night games and 23-33 (.411) during the day...when scoring first, went 40-35 (.533)...recorded 35 come-from-behind wins and suffered a loss in 42 games after a holding a lead...season-high winning streak was 6 games (done twice): April 6-11 and July 24-30...season-high losing streak was 6 games (done 5 times): April 12-17, April 27-May 4, May 20-26, July 7-17 (All-Star Break) and September 2-8.

THE HITTING...the Mariners hit .237 (1305x5500) with 254 doubles, 28 triples, 239 home runs, 730 RBI, 588 walks, 115 stolen bases, a .316 on-base percentage and a .424 slugging percentage (.740 OPS)...averaged 4.68 runs-per-game (758 R, 162 G)...their 239 home runs ranked 7th in the American League/12th in the Majors...hit .235 (629x2680) at T-Mobile Park, compared to .240 (676x2820) on the road...ranked 14th in the Majors with 4.83 runs-per-game (391 R, 81 G) on the road, compared to 4.53 runs-per-game (367 R, 81 G) at home, which ranked 20th in the Majors...with the bases loaded, hit .299 (38x127), which ranked 3rd in the American League/7th in the Majors.

THE PITCHING...the Mariners went 68-94 with 34 saves and a 4.99 ERA (798 ER, 1439.1 IP)...combined for 4 shutouts...totaled 1,239 strikeouts, averaging 7.75 strikeouts-per-9.0-innings...issued 505 walks and allowed 260 home runs...allowed a .263 (1484x5652) opponents' average against while recording a 1.38 WHIP (505 BB, 1484 H, 1439.1 IP)...issued the 9th-fewest walks in the Majors...allowed the 4th-most home runs in the Majors...posted the 8th-highest ERA in the Majors...allowed the 8th-highest opponents' average against in the Majors...Mariners starting pitchers - including 26 "Openers" - went 36-56 with a 5.21 ERA (431 ER, 745.0 IP) with 573 strikeouts and 216 walks; recorded 3 complete games, including 2 shutouts...Mariners relievers - including 29 "Followers" - went 32-38 with 34 saves, 66 holds and a 4.76 ERA (367 ER, 694.1 IP) with 666 strikeouts and 289 walks.

THE FIELDING...the Mariners combined for a .978 fielding percentage, converting 5,808 of 5,940 total chances (4,318 PO, 1,490 A, 132 E)...their .978 fielding percentage ranked last in the Major Leagues and their 132 errors were the most in the Majors...turned 146 double plays, 4th-most in the American League/7th-most in the Majors...their 132 errors were 9th-most in single-season club history and the most since the 1989 Mariners (143)...their .978 fielding percentage was 8th-lowest in single-season club history and the lowest since the 1994 Mariners (.977).

AWARD SEASON...the following Mariners earned awards during the 2019 season (postseason awards will be announced in the coming months):

- Seattle BBWAA Pitcher of the Year - **Marco Gonzales**
- Seattle BBWAA Player of the Year - **Daniel Vogelbach**
- Seattle BBWAA Unsung Hero - **Tom Murphy**
- American League All-Star - **Daniel Vogelbach**
- AL Player of the Week - **Tim Beckham** (March 20-31)
- Heart and Hustle Award (nominee) - **Mitch Haniger**
- Hank Aaron Award (nominee) - **Omar Narváez**
- Roberto Clemente Award (nominee) - **Dee Gordon**

CAN'T TELL THE PLAYERS WITHOUT A SCORECARD...the Mariners led the Majors Leagues in players used (67), pitchers used (42) and relievers used (36) this season...the Mariners also ranked T4th in starting pitchers (18) used this season...the Mariners 67 players used are a single-season Major League record, surpassing the 2019 Giants (64) and the 2014 Rangers (64)...the Mariners 42 pitchers used are also a single-season Major League record, passing the 2017 Mariners (40) and 2014 Rangers (40)...the Mariners 36 relievers used are a single-season club record (previous: 34, 2017)...the Mariners 18 starting pitchers used are the most in single-season club history (previous: 17, 1977 and 2017).

GET IN THERE, ROOK...21 players made their Major League debuts for the Mariners this season: **Dylan Moore** (3/20 at OAK), **Yusei Kikuchi** (3/21 at OAK), **Brandon Brennan** (3/21 at OAK), **Braden Bishop** (3/21 at OAK), **Erik Swanson** (4/11 at KC), Ruben Alaniz (4/12 vs. HOU), **Shed Long** (5/11 at BOS), Parker Markel (5/12 at BOS), David McKay (5/20 at TEX), Taylor Scott (6/8 at LAA), **Austin Nola** (6/16 at OAK), **Tim Lopes** (7/24 vs. TEX), **Ryan Court** (7/26 vs. DET), **Reggie McClain** (8/2 at HOU), **Zac Grotz** (8/2 at HOU), **Taylor Guilbeau** (8/17 at TOR), **Jake Fraley** (8/21 at TB), **Kyle Lewis** (9/10 vs. CIN), **Donnie Walton** (9/10 vs. CIN), **Justin Dunn** (9/12 vs. CIN) and **Art Warren** (9/12 vs. CIN)...the 21 Major League debuts are the most of any club dating back to 1994 (previous: 18, 2015 Yankees) and the most in club history (previous: 15, 2004).

START IT UP...18 different pitchers made at least 1 start for the Mariners this season: **Marco Gonzales** (34), **Yusei Kikuchi** (32), Mike Leake (22), **Félix Hernández** (15), **Wade LeBlanc** (8), **Erik Swanson** (8), **Matt Wisler** (8), **Justin Sheffield** (7), **Tommy Milone** (6), **Matt Carasiti** (5), **Justin Dunn** (4), **Austin Adams** (2), **Gerson Bautista** (2), Cory Gearrin (2), **Reggie McClain** (2), Taylor Scott (2), **Sam Tuivailala** (2) and **Andrew Moore** (1)...the 18 starters used by the Mariners this season is a club record, passing the inaugural club of 1977 and the 2017 club (17)...the Mariners 18 different starters tied for 4th-most in the Majors this season (also: Baltimore), trailing Toronto (21), Los Angeles-AL (19) and Texas (19)...of the Mariners 18 starters this season, 8 worked exclusively as an "opener": Adams, Bautista, Carasiti, Gearrin, McClain, Scott, Tuivailala and Wisler (Swanson worked as a starter, reliever and an "opener").

M*A*S*H*...the Mariners placed a single-season club record 21 different players on the Injured List this season (previous: 19, 2016)...includes **Tim Lopes** (Concussion List) but does not include **Arodys Vizcaino**, who was on the IL when acquired from Atlanta...the Mariners had 24 different IL placements, resulting in 1,298 games missed...**Chasen Bradford**, **Brandon Brennan** and **Dee Gordon** were each placed on the IL twice in 2019.

2019 TEAM HIGHLIGHTS



TRANSACTIONS IN BULK...in the span from setting the Opening Day roster through the end of the regular season, the Mariners made the following roster moves: 31 options, 28 recalls, 20 selections, 12 trades involving the 40-man roster (26 players), 10 designations for assignment, 9 players lost on waivers, 7 outright assignments, 3 players claimed on waivers, 1 Major League free agent sign and made 24 placements of 21 different players on the injured list (not including **Arodys Vizcaíno**)...**Brandon Brennan**, **Chasen Bradford** and **Dee Gordon** each made 2 trips to the IL.

GETTING SERIES...the Mariners compiled a series record of 20-28-5 in 2019, including 6 sweeps and 16 times being swept...in 26 series at T-Mobile Park, the Mariners went 9-14-3, including 3 sweeps and 6 times being swept...in 27 series on the road, the Mariners were 11-14-2, including 3 sweeps and 10 times being swept...the Mariners won each of their first 5 series, including 3 sweeps...from April 12 – June 6, went 2-13-1 in 16 series, including 1 sweep and 7 times being swept...in 10 series from July 22 – August 25, the Mariners compiled a series record of 6-2-2, including 4 consecutive series wins, spanning August 13-25...the Mariners went 3-2-1 over their last 6 series and 7-5-2 over their last 14 series, dating back to August 13.

FIVE SPOT...the Mariners scored at least 5 runs in 75 of their 162 games this season (46.3%)...the Mariners went 54-21 (.720) when scoring at least 5 runs this season, ranking 20th in the Majors in winning percentage...when held to 4 or fewer runs, the Mariners went 14-73 (.111), ranking 26th in the Majors in winning percentage...following the All-Star Break, the Mariners were held to 4 or fewer runs in 43 of their 68 games, going 10-33 (.233) when scoring 4 or fewer and 6-29 (.171) when scoring 3 or fewer...went 19-6 (.760) when scoring 5 or more runs after the All-Star Break.

EXTRA, EXTRA!...the Mariners went 9-4 (.692) in extra-inning games...went 5-1 in their first 6 extra-inning contests before losing 3 of their next 4 but bounced back to go 3-0 in their last 3 such games...the Mariners .692 winning percentage in extra-inning games was 3rd-best in the Majors, trailing only San Francisco (.813/13-3) and Houston (.714/10-4)...since 2016, the Mariners are 39-18 (.684) in extra-inning games, leading the Majors in winning percentage, while ranking T2nd (also: Boston) in wins, behind San Francisco (47-27, .635).

ROLLERCOASTER...from Opening Day (March 20) through April 11, the Mariners were 13-2, the top record in the Major Leagues...from April 12 through June 4, the Mariners went 12-37 (.245), the worst record in the Majors...from June 5 through the end of the first half (July 8), the Mariners went 14-16 (.467)...opened the second half by going 2-8 from July 12-23, but from July 24 through the end of the regular season, were just 4 games under .500 (27-31/.466).

HOT START...the Mariners went 13-2 in their first 15 games, the best record in club history after 15 games...became just the 5th American League team in the last 39 seasons (1981-c) to start 13-2 or better...joined the 1981 Oakland Athletics (14-1), 1984 Detroit Tigers (14-1), 1987 Milwaukee Brewers (14-1), and 2018 Boston Red Sox (13-2) in accomplishing this feat.

IN THE SWING OF THINGS...in the first 15 games of the season, the Mariners scored 117 runs and belted 36 home runs...the Mariners 36 home runs tied the 2000 St. Louis Cardinals for the most by any team in Major League history in the first 15 games of a season...the Mariners 117 runs scored were 5th-most through 15 games by any team in the Major Leagues since 1900...the Mariners 117 runs scored were 2nd-most since 1900 by an American League team in the first 15 games of a season, trailing only the 1901 Baltimore Orioles (125)...research courtesy of *STATS Inc.*

GOODBYE BASEBALL...the Mariners homered in each of their first 20 games, setting a Major League record for consecutive games with a home run to begin a season (previous: 14, 2002 Cleveland Indians)...the Mariners streak of 20 consecutive games with a home run, accomplished March 20 – April 16, marked the 2nd-longest streak at any point in single-season club history (23, June 20 – July 19, 2013)...the Mariners became the 10th American League team since 1908 to homer in at least 20 consecutive games at any point in a single season and the first since the 2016 Boston Red Sox (22, April 29 – May 22, 2016); the 2019 Yankees later homered in 31 straight games (5/26 – 6/30).

POWER AT THE PLATE...in addition to homering in their first 20 games, the Mariners recorded a double in each of their initial 20 contests this season...the Mariners became the 2nd team in Major League history to record a double and a home run in at least 20 consecutive games at any point in a single season...trail only the Major League record of 21 straight games with a double and a homer, set by the Atlanta Braves from June 27 – July 24, 2006 (*STATS Inc.*).

MAY DAY...went 7-21 (.250) in the month of May, tied with Toronto for the worst record in the Majors this May...marked the Mariners worst record in May in club history...won back-to-back games once in the month of May: May 13-14...had losing streaks of 4 games and 6 games...went 2-14 on the road, 5-7 at home...their 6.03 ERA (161 ER, 240.1 IP) was 2nd-highest in the Majors this May (Pittsburgh, 6.19).

DOUBLE DIGITS...the Mariners scored at least 10 runs in 16 games this season, tied for 6th-most in the American League (also: Texas)/12th-most in the Majors (also: Arizona)...the Mariners allowed at least 10 runs in 24 games this season, 5th-most in the Majors; only Pittsburgh (31), Baltimore (27), Colorado (27) and Texas (25) allowed 10-or-more runs in more games...the Mariners won 5 games with a run differential of at least +10, tied with St. Louis for the 6th-most such games in the Majors, trailing Houston (10), Boston (8), Washington (8), Oakland (7) and Pittsburgh (6)...the Mariners lost 8 games with a run differential of at least -10, 3rd-most in the Majors behind Baltimore (11) and Pittsburgh (9).

WALK IT OFF...the Mariners recorded 7 walk-off wins in 2019: April 26 vs. Texas, 5-4 (**Mitch Haniger**, RBI-fielder's choice), May 13 vs. Oakland, 6-5 (**Omar Narváez**, RBI-single), July 26 vs. Detroit, 3-2 (**Mallex Smith**, RBI-single), July 28 vs. Detroit, 3-2 (**J.P. Crawford**, RBI-single), September 14 vs. Chicago, 2-1 (Narváez, solo home run), September 15 vs. Chicago-AL, 11-10 (**Tom Murphy**, bases-loaded walk) and September 27 vs. Oakland (Crawford, RBI-double)...four of the Mariners 7 walk-off wins came in a span of 20 home games, July 26 – September 17...the Mariners 7 walk-off wins tied for 6th-most in the American League (also: Boston and Cleveland), trailing Oakland (10), Tampa Bay (10), Texas (9), Houston (8) and Toronto (8).

MARINERS UPDATE

Overall Record.....	68-94
Home / Road	35-46 / 33-48
Day / Night	23-33 / 45-61
1-Run Games / 2-Run Games.....	23-26 / 9-18
Series Records	20-28-5
First Game of Series.....	23-30
Second Game of Series	21-32
Third Game of Series	17-26
Fourth Game of Series	7-6
Rubber Games	8-6
Leading After 6	55-16
Trailing After 6.....	9-68
Tied After 6	4-10
Leading After 7	49-10
Trailing After 7.....	8-77
Tied After 7	11-7
Leading After 8	54-4
Trailing After 8.....	2-83
Tied After 8	12-7
Score First	40-35
Opponent Score First	28-59
Comeback Wins / Blown Losses	35 / 42
Last at-bat W/L (walk-off).....	20-16 (7-7)
Hit a home run.....	63-58
No home runs	5-36
Scoring 4 or more runs.....	61-34
Scoring less than 4 runs.....	7-60
Shutouts Thrown / Times Shutout.....	4 / 11
Score in 3 or more innings	56-28
Out-hit opponent.....	45-18
Out-hit by opponent.....	19-67
Hits even.....	4-9
Sunday Cream Jersey	6-5
Northwest Green Jersey.....	7-5
Astro Navy Jersey	13-23
March / April	18-14
May.....	7-21
June.....	12-16
July	10-13
August	10-16
September / October	11-14
Monday	6-7
Tuesday	10-15
Wednesday.....	11-12
Thursday.....	10-10
Friday.....	10-17
Saturday.....	8-19
Sunday	13-14
AL West	27-49
AL Central.....	18-15
AL East	14-19
Interleague.....	9-11
Shutouts	4-11
Extra Innings.....	9-4
Average Time of Game (9-inn.).....	3:03

SEATTLE SINGLE-SEASON RECORDS MOST PLAYERS USED

Rk.	Year	#
1.	2019.....	67
2.	2017.....	61
3.	2016.....	54

MOST PITCHERS USED

Rk.	Year	#
1.	2019.....	42
2.	2017.....	40
3.	2016 / 2018.....	32

MOST STARTING PITCHERS USED

Rk.	Year	#
1.	2019.....	18
2.	1977 / 2017.....	17
4.	1979 / 1996.....	15

MOST RELIEVERS USED

Rk.	Year	#
1.	2019.....	36
2.	2017.....	34
3.	2018.....	27



2019 TEAM HIGHLIGHTS

INSIDE THE NUMBERS

.299

The Mariners hit .299 (38x127) with the bases loaded 3rd-best in the American League/7th-best in the Major Leagues.

4.11

The Mariners led the Majors, averaging 4.11 pitches-per-plate-appearance... **Daniel Vogelbach** averaged 4.53 pitches/PA, 2nd-best in the Majors (Rhys Hoskins-PHI, 4.56)...the Mariners 4.11 pitches-per-plate appearance were the most in single-season club history since 1988.

6

Marco Gonzales was 1 of 6 pitchers with at least 16 wins, 200.0 innings pitched and 19 quality starts this season, joining Gerrit Cole-HOU, Zack Greinke-ARI/HOU, Lance Lynn-TEX, Stephen Strasburgh-WAS and Justin Verlander-HOU.

6

Kyle Seager recorded 63 RBI in 106 games, becoming 1 of 6 Mariners (done 7x) in club history to reach 60 RBI in fewer than 110 games...Seager is the first Mariner to accomplish this feat since Jay Buhner (68 RBI, 101 G) and Tino Martinez (61 RBI, 97 G) both did so in 1994.

12

Marco Gonzales made 12 starts of 7.0 innings and 2 or fewer earned runs, tied for 4th-most in the AL/6th-most in the Majors (also: Trevor Bauer-CLE/CIN, Lance Lynn-TEX and Mike Minor-TEX)...trailed Jacob deGrom-NYM (17), Shane Bieber-CLE (15), Gerrit Cole-HOU (14), Hyun-Jin Ryu-LAD (14) and Justin Verlander-DET (13).

35

Mariners batters drew at least 6 walks in 35 games, 2nd-most in the AL/4th-most in the Majors, trailing Atlanta (44), Milwaukee (41) and Houston (37).

35

The Mariners had 35 comeback wins, 7th-most in the AL...trailed Oakland (44), Houston (43), New York-AL (43), Tampa Bay (39), Minnesota (38), Cleveland (36) and Texas (36).

203.0

Marco Gonzales ranked 4th among lefties with 203.0 innings...trailed Mike Minor-TEX (208.1), Madison Bumgarner-SF (207.2) and Eduardo Rodríguez-BOS (203.1).

92

The Mariners hit 92 home runs with 2 strikes, 5th-most in the Majors, behind Houston (100), New York-AL (99), Los Angeles-NL (97) and Minnesota (97)... **Daniel Vogelbach** hit 18 homers with 2 strikes, tied for 4th-most in the Majors (also: Nelson Cruz-MIN).

ON THE MARCO... **Marco Gonzales** ranked among the top-10 American League leaders in wins, innings pitched, starts and quality starts...he was 1 of 4 American League pitchers to rank 7th or better in each of those statistics, joining Gerrit Cole-HOU, Lance Lynn-TEX and Justin Verlander-HOU...he tied with Ivan Nova-CWS, Eduardo Rodríguez-BOS and Justin Verlander-HOU for the AL lead with 34 starts, while he also ranked T5th in wins (16), 7th in innings pitched (203.0) and T6th in quality starts (19)...Gonzales is the first Mariner with at least 16 wins, 200.0 innings and 19 quality starts since **Félix Hernández** in 2015.

HOMERS BY OMAR... **Omar Narváez** belted 22 home runs – all while playing catcher...among catchers (primary position) his 22 home runs ranked 5th in the American League/8th in the Major Leagues...his 22 home runs ranked T2nd-most by Mariners catchers in a single season, tied with Mike Zunino in 2014, while trailing only Zunino's 25 home runs in 2017.

HEY NOW...the Mariners had 1 representative on the American League squad at the 90th annual Major League Baseball All-Star Game at Progressive Field in Cleveland, OH: 1B/DH **Daniel Vogelbach**...Vogelbach went 0-for-1 at the All-Star Game as a pinch-hitter/DH...at 26 years of age, he is the Mariners youngest position player selected to the All-Star Game since José López in 2006 (22).

THE WORLD ACCORDING TO HOMER...the Mariners belted 239 home runs, 7th-most in the American League and 12th-most in the Major Leagues...trailed Minnesota (307), New York-AL (306), Houston (288), Los Angeles-NL (279), Oakland (257), Chicago-NL (256), Milwaukee (250), Atlanta (249), Toronto (247), Boston (245) and New York-NL (242)...ranked 4th in single-season club history, behind only the Mariners clubs of 1997 (264), 1996 (245) and 1999 (244).

WALK THE WALK...the Mariners ranked 6th in the Majors with 588 walks, trailing only Houston (645), Milwaukee (629), Atlanta (619), Los Angeles-NL (607) and Boston (590)...however, the Mariners ranked last in the Majors in intentional walks drawn with 7...Seattle was 1 of 2 clubs in 2019 to draw fewer than 10 intentional walks, joining Baltimore (8); Toronto drew 10 intentional walks...for the 2nd year in a row, the Mariners set the single-season club record for fewest intentional walks drawn after drawing only 17 intentional walks in 2017...the Mariners 7 intentional walks drawn in 2019 were the fewest in single-season Major League history dating back to 1955 and joined this year's Orioles as the only clubs with fewer than 10 intentional walks over the last 65 seasons.

CONTROL THE ZONE...the Mariners led the Major Leagues in pitches-per-plate-appearance this season with a mark of 4.11...ranked ahead of New York-AL (4.05), Texas (4.03), Milwaukee (4.01) and St. Louis (4.01)... **Daniel Vogelbach** ranked 2nd among all players, averaging 4.53 pitches-per-plate-appearance; he trailed only Rhys Hoskins-PHI (4.56), while ranking ahead of Max Muncy-LAD (4.38), Brett Gardner-NYY (4.32) and Yasmani Grandal-MIL (4.32)...since 1988, Vogelbach's 4.53 pitches-per-plate-appearance rate is the top mark in single-season club history; ranks ahead of Hall of Famer Edgar Martinez in 1999 (4.33), Martinez in 1996 (4.32), Martinez in 2003 (4.32) and Alex Rodriguez in 2000 (4.26)...since 1988, the Mariners 4.11 pitches-per-plate-appearance rate is the highest in single-season club history; ranks ahead of the Mariners clubs of 2000 (3.98), 1999 (3.92), 2013 (3.91) and 2016 (3.89).

WHAT A RELIEF...in large part due to the Mariners using a "bulk" relief pitcher in 28 games, the Mariners set a single-season club record for innings pitched by relievers with 694.1...surpassed the previous club record of 599.1 innings pitched by relievers in the club's inaugural campaign of 1977...Mariners relievers ranked 4th in the Major Leagues in innings pitched in 2019, trailing only Tampa Bay (772.0), Los Angeles-AL (761.2) and Toronto (729.0).

HOME AND AWAY...the Mariners were 1 of 18 Major League teams, including 1 of 10 American League teams, to hit at least 100 home runs at home and 100 home runs on the road in 2019...marked the 6th season in club history in which the Mariners hit 100-or-more home runs at home and on the road (also: 1996, 1997, 1998, 1999 and 2016).

HOME RUN PARTY...for the first time in club history, 8 Mariners hit at least 15 home runs in a single season, surpassing the previous club record of 7 players with 15-or-more home runs, set in 1997 (Jay Buhner, Russ Davis, Ken Griffey Jr., Edgar Martinez, Alex Rodriguez, Paul Sorrento and Dan Wilson)...**Daniel Vogelbach** led the 2019 Mariners with 30 home runs, followed by **Kyle Seager** (23), **Omar Narváez** (22), Edwin Encarnación (21), **Domingo Santana** (21), **Tom Murphy** (18), **Mitch Haniger** (15) and Tim Beckham (15); Jay Bruce hit 14 home runs as a Mariner before he was traded to Philadelphia on June 2...the Mariners were 1 of 8 clubs to have at least 8 players hit at least 15 home runs in 2019, joining Minnesota (9), Toronto (9), Washington (9), Boston (8), Houston (8), Los Angeles-NL (8) and New York-AL (8).

BACKSTOP POP...the Mariners set a single-season club record for home runs by catchers (while playing the position) with 40...**Omar Narváez** (22) and **Tom Murphy** (18) combined to hit 40 home runs while playing catcher, surpassing the previous club record of 28 home runs by Mariners catchers in 2017 (Mike Zunino, 25, Carlos Ruiz, 2, Mike Marjama, 1)...the Mariners 40 home runs by catchers are 2nd-most in single-season American League history, trailing only the 2019 Minnesota Twins (44)...both Narváez and Murphy hit all of their home runs this season while playing catcher.

CATCHING ON...Mariners catchers (while playing catcher) combined to hit .282 (170x603) with 90 runs, 19 doubles, 1 triple, 40 home runs, 92 RBI, 59 walks, a .348 on-base percentage and a .516 slugging percentage (.864 OPS) this season...they ranked among the top-5 team offensive leaders as catchers in hits, runs, home runs, RBI, batting, on-base, slugging and OPS...Mariners catchers led all teams' catchers in batting and hits, while ranking 2nd in home runs, 2nd in on-base percentage, 2nd in slugging, 2nd in OPS, 3rd in runs, 5th in RBI and T7th in extra-base hits (60)...four players started at catcher for the Mariners this season: **Omar Narváez** (91), **Tom Murphy** (66), **Austin Nola** (4) and David Freitas (1).

WHIFF...Mariners batters recorded 1,581 strikeouts this season, tied with San Diego for 2nd-most in the Major Leagues...only Detroit (1,595) struck out more times this season...the Mariners 1,581 strikeouts are the most in single-season club history and more than 200 more punchouts than the previous club record (1,353, 2013)...

Domingo Santana's 164 strikeouts were 13th-most in the Major Leagues this season and tied for 5th-most in single-season club history (also: Nelson Cruz, 2015).

2019 TEAM HIGHLIGHTS



OFF TO THE RACES... Mallex Smith led the Major Leagues with 46 stolen bases...became the 2nd Mariners player in club history to lead the Majors in stolen bases, joining Ichiro Suzuki in 2001 (56)...Smith's 46 stolen bases ranked T5th in single-season club history (also: Julio Cruz, 1982, and Alex Rodriguez, 1998)...after recording 40 stolen bases with Tampa Bay in 2018, Smith is the only player in the Majors to record at least 40 steals in each of the last 2 seasons.

ON THE GO... the Mariners recorded 115 stolen bases, 3rd-most in the American League/5th-most in the Major Leagues...trailing Texas (131), Kansas City (117), St. Louis (116) and Washington (116)...the 115 stolen bases tied for 14th-most in single-season club history (also: 1998)...the 115 stolen bases were the most by the Mariners since 2011 (125)...Mallex Smith led the Majors with 46 stolen bases...he was followed on the Mariners by Dee Gordon (22), Dylan Moore (11), Domingo Santana (8), Tim Lopes (6), J.P. Crawford (5), Mitch Haniger (4), Shed Long (3), Keon Broxton (2), Tom Murphy (2), Kyle Seager (2), Tim Beckham (1), Jay Bruce (1), Kristopher Negrón (1) and Austin Nola (1).

MULTI-HOMER MADNESS... the Mariners had 20 multi-homer games by individual players this season, 3rd-most in single-season club history...trailing only the Mariners clubs of 1996 (23) and 1998 (21)...the Mariners ranked 6th in the Major Leagues this season in player games with at least 2 home runs, trailing Minnesota (33), New York-AL (28), Houston (24), Toronto (24) and Los Angeles-NL (23)...Tom Murphy, Domingo Santana, Daniel Vogelbach and Edwin Encarnación each had 3 multi-homer games for the Mariners this season, followed by Omar Narváez (2), Kyle Seager (2), Ryon Healy (1), Austin Nola (1), Jay Bruce (1) and Tim Beckham (1).

SAVE IT... nine different pitchers recorded at least 1 save for the Mariners this season: Roenis Elías (14), Anthony Bass (5), Matt Magill (5), Anthony Swarzak (3), Hunter Strickland (2), Erik Swanson (2), Chasen Bradford (1), Nick Rumbelow (1) and Connor Sadzeck (1)...the Mariners were 1 of 7 teams in the Major Leagues this season with at least 9 pitchers with at least 1 save apiece...marks the 4th time in franchise history that the Mariners have had at least 9 pitchers record a save in a single season: 1985 (10), 2008 (10) and 1993 (9)...in the Mariners first 15 games this season, six different pitchers recorded a save (Elías, Strickland, Swarzak, Bradford, Rumbelow and Sadzeck)...the Mariners became the first team in the Major Leagues since the save became an official statistic in 1969 to have 6 different pitchers record a save in a club's first 15 games of a season...previously, two clubs had 5 pitchers with a save through their first 15 games: the 1979 Boston Red Sox and the 2000 Colorado Rockies.

POWER & PATIENCE... among American League leaders, Daniel Vogelbach ranked 5th in walks (92) and T30th in home runs (30)...he became just the 5th Mariners player (done 6x) in club history to reach 30 home runs and 90 walks in a season (last: Edgar Martinez, 2000, 37 HR, 96 BB) and only the 2nd left-handed batter in club history (also: Ken Griffey Jr., 2x, 1993 and 1999)...Vogelbach was 1 of 9 Major Leaguers this season to record at least 30 home runs and 90 walks, joining Cody Bellinger-LAD (47 HR, 95 BB), Alex Bregman-HOU (41 HR, 119 BB), Josh Donaldson-ATL (37 HR, 100 BB), Bryce Harper-PHI (35 HR, 99 BB), Max Muncy-LAD (35 HR, 90 BB), Carlos Santana-CLE (34 HR, 108 BB), Juan Soto-WAS (34 HR, 108 BB) and Mike Trout-LAA (45 HR, 110 BB).

WALK THE LINE... Daniel Vogelbach drew a team-leading 92 walks in 2019, becoming the 7th Mariners player (done 21x) in club history with at least 90 walks in a season and the first since Edgar Martinez in 2003 (92 BB)...Vogelbach is the 4th left-handed batter (done 10x) in club history with 90-or-more walks in a season and the first since John Olerud in 2002 (98 BB).

REVOLVING DOOR... Daniel Vogelbach led the Mariners in games played in 2019 with 144...marked only the 2nd full season in club history in which the Mariners did not have a player appear in at least 150 games, joining the 1983 Mariners, who were led by Pat Putnam with 144 games played.

THEY HIT DINGERS... of the 27 position players to record at least 1 at-bat for the Mariners this season, 21 hit at least 1 home run in a Mariners uniform...the 21 players with at least 1 home run was tied for 3rd-most in club history (also: 1983 and 1998), trailing only the 2011 Mariners (23) and the 2009 Mariners (22)...the Mariners 21 players with at least 1 home run tied for 6th-most in the Majors in 2019 (also: Arizona and Chicago-NL, trailing only San Francisco (24), New York-NL (23), Cincinnati (22), Cleveland (22) and New York-AL (22)...the only Mariners position players to record an at-bat but not homer in 2019 were Braden Bishop (56 AB), Jake Fraley (40 AB), Kristopher Negrón (23 AB), Donnie Walton (16 AB), Ichiro Suzuki (5 AB) and David Freitas (2 AB).

BACK-TO-BACK... the Mariners hit back-to-back home runs 13 times this season, tied with Houston for 4th-most in the Major Leagues this season...trailing only Los Angeles-NL (17), Atlanta (16) and Toronto (14)...on August 13 at Detroit, Kyle Seager and Tom Murphy hit back-to-back home runs in the 4th and 6th innings, becoming the 3rd pair of teammates in club history to hit back-to-back home runs twice in the same game...joined Bret Boone and Mike Cameron (5/2/02 at CWS, 1st inning twice) and Ken Griffey Jr. and Edgar Martinez (4/21/96 vs. TOR, 2nd and 4th innings).

FOR OPENERS... the Mariners employed an "opener" in 26 games in 2019, getting starts from Matt Wisler (8), Matt Carasiti (5), Austin Adams (2), Gerson Bautista (2), Cory Gearrin (2), Tayler Scott (2), Erik Swanson (2), Sam Tuivailala (2) and Reggie McClain (1)...(26 "Openers" does not include Yusei Kikuchi's planned short start on April 26 vs. Texas, a bullpen start on August 17 at Toronto or Justin Dunn's starts)...the Mariners had 29 relief appearances by "followers": Tommy Milone (16) and Wade LeBlanc (13), combining for a record of 7-10 with a 4.47 ERA (76 ER, 153.0 IP) with 103 strikeouts and 30 walks...Milone went 3-7 with a 5.14 ERA (43 ER, 75.1 IP) with 55 strikeouts and 15 walks...LeBlanc was 4-3 with a 4.09 ERA (33 ER, 72.2 IP) with 48 strikeouts and 15 walks...the Mariners went 10-19 in 29 games pitched primarily by a "follower."

THREE'S COMPANY... on August 13 at Detroit, Kyle Seager became the 11th Mariner (done 13x) in club history to hit 3 home runs in a game (last: José López, 9/22/10 at TOR)...he was the first Mariners lefty to do so since Ken Griffey Jr. (4/25/97 at TOR)...he also equaled his career-high with 6 RBI (also: 5/26/15 at TB).

AL WINS LEADERS

Rk.	Player	W
1.	Justin Verlander-HOU	21
2.	Gerrit Cole-HOU	20
3.	Eduardo Rodríguez-BOS	19
4.	Domingo Germán-NYY	18
5.	Marco Gonzales-SEA	16
	Lance Lynn-TEX	16
	Charlie Morton-TB	16

AL INNINGS PITCHED LEADERS

Rk.	Player	IP
1.	Justin Verlander-HOU	223.0
2.	Shane Bieber-CLE	214.1
3.	Gerrit Cole-HOU	212.1
4.	Lance Lynn-TEX	208.1
	Mike Minor-TEX	208.1
6.	Eduardo Rodríguez-BOS	203.1
7.	Marco Gonzales-SEA	203.0

AL QUALITY STARTS LEADERS

Rk.	Player	QS
1.	Gerrit Cole-HOU	26
	Justin Verlander-HOU	26
3.	Shane Bieber-CLE	24
4.	Jose Berrios-MIN	21
5.	Lance Lynn-TEX	20
6.	Marco Gonzales-SEA	19
	Mike Fiers-OAK	19
	Charlie Morton-TB	19

FEWEST HR ALLOWED / 9.0 IP IN THE AMERICAN LEAGUE

Rk.	Player	HR / 9.0 IP
1.	Charlie Morton-TB	0.69
2.	Brad Keller-KC	0.82
3.	Lance Lynn-TEX	0.91
4.	Marco Gonzales-SEA	1.02
5.	Brett Anderson-OAK	1.02

AMERICAN LEAGUE WAR LEADERS AMONG PITCHERS (FANGRAPHS)

Rk.	Pitcher	fWAR
1.	Gerrit Cole-HOU	7.4
2.	Lance Lynn-TEX	6.8
3.	Justin Verlander-HOU	6.4
4.	Charlie Morton-TB	6.1
5.	Shane Bieber-CLE	5.6
6.	Lucas Giolito-CWS	5.1
7.	José Berrios-MIN	4.4
8.	Mike Minor-TEX	4.2
9.	Eduardo Rodríguez-BOS	3.7
10.	Marco Gonzales-SEA	3.7

MAJOR LEAGUE STEALS LEADERS

Rk.	Player	SB
1.	Mallex Smith-SEA	46
2.	Adalberto Mondesi-KC	43
3.	Jonathan Villar-BAL	40
4.	Ronald Acuña Jr.-ATL	37
5.	Trea Turner-WAS	35

MOST STOLEN BASES IN SINGLE-SEASON CLUB HISTORY

Rk.	Player (Year)	SB
1.	Harold Reynolds (1987)	60
2.	Julio Cruz (1978)	59
3.	Ichiro Suzuki (2001)	56
4.	Julio Cruz (1979)	49
5.	Mallex Smith (2019)	46
	Julio Cruz (1982)	46
	Alex Rodriguez (1998)	46

AL WALKS LEADERS

Rk.	Player	BB
1.	Alex Bregman-HOU	119
2.	Mike Trout-LAA	110
3.	Carlos Santana-CLE	108
4.	Mookie Betts-BOS	97
5.	Daniel Vogelbach-SEA	92



2019 TEAM HIGHLIGHTS

MOST HOME RUNS IN SINGLE-SEASON CLUB HISTORY

Rk.	Team	HR
1.	1997 Mariners	264
2.	1996 Mariners	245
3.	1999 Mariners	244
4.	2019 Mariners	239
5.	1998 Mariners	234

MOST HOME RUNS AT T-MOBILE PARK IN A SEASON

Rk.	Team	HR
1.	2016 Mariners	116
2.	2019 Mariners	107
3.	2017 Mariners	97
4.	2000 Mariners	92
5.	2015 Mariners	90

MAJOR LEAGUE TRIPLES LEADERS

Rk.	Player	3B
1.	Hunter Dozier-KC	10
	Eduardo Escobar-ARI	10
	Whit Merrifield-KC	10
	Adalberto Mondesi-KC	10
5.	Mallex Smith-SEA	9
	Ketel Marte-ARI	9

TEAM LEADERS IN PITCHES / PLATE APPEARANCE

Rk.	Team	P / PA
1.	Seattle	4.11
2.	New York-AL	4.05
3.	Texas Rangers	4.03
4.	Milwaukee	4.01
5.	St. Louis	4.01

PLAYER LEADERS IN PITCHES / PLATE APPEARANCE

Rk.	Player	P / PA
1.	Rhys Hoskins-PHI	4.56
2.	Daniel Vogelbach-SEA	4.53
3.	Max Muncy-LAD	4.38
4.	Brett Gardner-NYY	4.32
5.	Yasmani Grandal-MIL	4.32

90 WINS AND 1,300 STRIKEOUTS AT A SINGLE BALLPARK SINCE 1913

Félix Hernández is 1 of 8 pitchers since 1913 to record at least 90 wins and 1,300 strikeouts at a single ballpark:

Pitcher	Ballpark
Steve Carlton	Veterans Stadium
Roger Clemens	Fenway Park
Félix Hernández	T-Mobile Park
Clayton Kershaw	Dodger Stadium
Mickey Lohich	Tiger Stadium
Phil Niekro	Atlanta-Fulton County Stadium
Tom Seaver	Shea Stadium
Don Sutton	Dodger Stadium

PITCHERS WITH 2,500 STRIKEOUTS WITH A SINGLE CLUB

Félix Hernández is 1 of 12 pitchers ever with at least 2,500 strikeouts with one club:

Pitcher	Club
Steve Carlton	Phillies
Roger Clemens	Red Sox
Bob Gibson	Cardinals
Bob Feller	Indians
Félix Hernández	Mariners
Walter Johnson	Senators
Mickey Lohich	Tigers
Christy Mathewson	Giants
Phil Niekro	Braves
Tom Seaver	Mets
John Smoltz	Braves
Don Sutton	Dodgers

MANAGERIAL MILESTONE...Scott Servais earned his 300th career managerial win – all with the Mariners – on July 30 at Texas...became the 2nd manager in club history to reach the 300-win plateau, joining Lou Piniella, who went 840-711 (.542) in 10 years at the helm of the Mariners...Servais managed his 590th career game on July 24 vs. Texas, surpassing Darrell Johnson (589) for 2nd-most games managed in club history; trails only Piniella (1,551).

THEY CAN PICK IT...from July 1 through the end of the regular season, Mariners infielders (1B, 2B, 3B, SS) led the American League in fielding percentage while tying for the AL lead in fewest errors committed (also: Cleveland)...in that span, Mariners infielders successfully converted 1,490 of 1,512 total chances for a .985 fielding percentage...among Major League infielders over that span, the Mariners ranked 5th in fielding percentage with a mark of .985, trailing only St. Louis (.992), Atlanta (.991), Washington (.988) and New York-NL (.987)...among Major League infielders over that span, the Mariners ranked T5th in fewest errors committed with 22 (also: Cincinnati and Cleveland), trailing only St. Louis (13), Atlanta (14), Washington (18), New York-NL (20).

SIMPLY SEAGER...Kyle Seager moved up the Mariners all-time leaderboard this season and now ranks among the club's top-5 career leaders in several offensive categories...among the Mariners all-time leaders, Seager ranks 5th in games (1,261), 5th in at-bats (4,755), 5th in hits (1,218), 4th in doubles (268), 4th in home runs (198), 5th in RBI (666) and 4th in extra-base hits (479)...for games played, Seager moved past Harold Reynolds (1,155) on May 25 at Oakland, Alvin Davis (1,166) on June 5 vs. Houston and Dan Wilson (1,251) on September 19 at Pittsburgh...for hits, Seager surpassed Alvin Davis (1,163) on July 28 vs. Detroit...for home runs, Seager leapfrogged Alex Rodriguez (189) on August 17 at Toronto...Seager also recorded his 250th career double on May 25 at Oakland.

20/20 VISION...Kyle Seager recorded his 8th consecutive season of at least 20 home runs, becoming the 4th Mariner in club history with 8-or-more seasons of 20-plus homers...joins Hall of Famer Ken Griffey Jr. (9), Hall of Famer Edgar Martinez (8) and Jay Buhner (8)...Seager is the only player in club history with at least 20 home runs in 8 consecutive seasons...since 2012, Seager is 1 of 4 players in the Majors with 8 seasons of at least 20 home runs, joining Nelson Cruz, Edwin Encarnación and Mike Trout.

GOODBYE BASEBALL...Kyle Seager had 2 multi-homer games this season (8/13 at DET – 3 and 9/5 at HOU – 2), bringing his career total to 10...he is 1 of 6 players in club history to have 10-or-more multi-homer games: Ken Griffey Jr. (40), Edgar Martinez (22), Jay Buhner (22), Alex Rodriguez (15) and Nelson Cruz (14).

PITCHING IN...two Mariners position players made pitching appearances this season: **Dylan Moore** (1) and **Tom Murphy** (3)...Murphy was 1 of 6 primary position players to make at least 3 pitching appearances in 2019 (also: Russell Martin-LAD, 4, Tyler White-HOU, 4, Stevie Wilkerson-BAL, 4, Mike Brosseau-TB, 3, and Hernán Pérez-MIL, 3)...Murphy's 3 pitching appearances match the single-season club record by a primary position player, set by Andrew Romine in 2018...Murphy recorded 2 scoreless outings: May 18 vs. Minnesota and June 2 vs. Los Angeles-AL...in his appearance on May 18 against the Twins, Murphy became the first non-pitcher to record 2 strikeouts while facing 3 batters since Philadelphia's Granny Hamner on July 22, 1956 vs. Milwaukee (game #2 of a doubleheader).

AVOIDING THE DOUBLE PLAY...the Mariners grounded into 83 double plays, the fewest in the Majors this season...ranked ahead of Philadelphia (97), Texas (98), Los Angeles-NL (100) and Minnesota (101)...among qualifying batters, **Daniel Vogelbach** hit into the 6th-fewest double plays in the Majors this season at 4 (tied with Rougned Odor-TEX and Joc Pederson-LAD)...only Yoán Moncada-CWS (1), Ozzie Albies-ATL (2), Kolten Wong-STL (2), Austin Meadows-TB (3) and Trevor Story-COL (3) hit into fewer double plays this season...the Mariners (83) double plays were 3rd-fewest in single-season club history, behind only the 1981 club (70 GIDP) and the 2011 club (82 GIDP).

GOOD FIRST IMPRESSION...Tim Lopes and **Kyle Lewis** each recorded their first career hits by hitting a home run this season...Lopes did so on August 6 vs. San Diego, while Lewis accomplished this feat on September 10 vs. Cincinnati...including Lopes and Lewis, 9 Mariners in club history have homered for their first career hit: Dave Henderson (4/17/1981 vs. OAK), Orlando Mercado (9/19/1982 vs. TEX), Jamie Nelson (7/21/1983 vs. BOS), Alvin Davis (4/11/1984 vs. BOS), Greg Dobbs (9/8/2004 vs. CLE), Kenji Johjima (4/3/2006 vs. LAA) and Dae-Ho Lee (4/8/2016 vs. OAK).

KYLE LEWIS AND THE NEWS...**Kyle Lewis** hit safely in 8 of his first 10 career games, batting .325 (13x40) with 10 runs, 3 doubles, 6 home runs, 12 RBI and 2 walks...here are some notes on Lewis' hot start:

- Homered in each of his first 3 career games, 4 of his first 6, 5 of his first 8 and 6 of his first 10 games.
- First player in Major League history to homer in 6 of his first 10 career games.
- Second player in big league history to homer in each of his first 3 career games (also: Trevor Story-COL, 2016).
- 9th Mariner in club history to homer for first career hit.
- First Mariner in club history to homer in 4 of first 6 career games and 4th Major Leaguer to do so (also: Trevor Story-COL, 5 G, 2016; Yordan Alvarez-HOU, 4 G, 2019; Sam Horn-BOS, 4 G, 1987)...STATS LLC.
- Had 4 extra-base hits in first 3 career games – first Mariner to do so – and 9 extra-base hits in first 10 career games – second Mariner to do so (also: Alvin Davis, 1984).
- Hit the Mariners longest home run of the year, a 457-foot blast off Lucas Sims on September 12 vs. the Reds.
- Hit his first career home run, a game-tying homer in the 5th inning, on September 10 vs. Cincinnati...his second home run was a go-ahead, 3-run home run in the 7th inning on September 11 vs. Cincinnati... became the 1st player in Major League history to hit a game-tying or go-ahead home run in the 5th inning or later in each of his first 2 games.

INTERLEAGUE RECAP...the Mariners went 9-11 in Interleague Play, including going 6-3 over their last 9 contests against the National League...10 of the Mariners 20 games against the National League were decided by 2 or fewer runs, and an additional 3 games were decided by 3 or fewer runs...after posting an Interleague winning percentage of .500-or-better in 14 of 18 seasons from 2000-17, the Mariners are 15-25 (.375) against the National League over the last 2 seasons.

2019 TEAM HIGHLIGHTS



GET THAT BALL......the Mariners had 6 players hit their first career Major League home run this season: **Dylan Moore** (4/8 at KC, Homer Bailey), **Shed Long** (6/12 at MIN, Blake Parker), **Austin Nola** (6/28 at HOU, Wade Miley), **Tim Lopes** (8/6 vs. SD, Adrian Morejon), **Ryan Court** (8/9 vs. TB, Emilio Pagan) and **Kyle Lewis** (9/10 vs. CIN, Trevor Bauer)...the 6 players with their first career homer ranks T3rd-most in club history (also 2011: Dustin Ackley, Greg Halman, Alex Liddi, Carlos Peguero, Trayvon Robinson & Kyle Seager), trailing 8 players in 1983 (Jamie Allen, Al Chambers, Darnell Coles, Jamie Nelson, Ricky Nelson, Spike Owen, Ken Phelps, Domingo Ramos) and 7 players during the inaugural season in 1977 (Jose Baez, Juan Bernhardt, Larry Cox, Julio Cruz, Skip Jutze, Carlos Lopez, Jimmy Sexton).

RELIABLE ROOKIE...**Yusei Kikuchi** made 32 start this season, tied for 4th-most by a rookie in single-season club history...tied with Matt Young (1983), while trailing Dave Fleming (33, 1992), Freddy Garcia (33, 1999) and Mark Langston (33, 1984)...Kikuchi's 32 starts were tied with Sandy Alcantara-MIA, Dakota Hudson-STL and Merrill Kelly-ARI for the Major League lead among rookies in 2019...Kikuchi tallied 116 strikeouts this season, 6th-most by a Mariners rookie in single-season club history, trailing Langston (204, 1984), Michael Pineda (173, 2011), Garcia (170, 1999), Roenis Elias (143, 2014) and Young (130, 1983).

NEW FACES......of the 67 players who appeared with the Mariners in 2019, 41 were new to the organization from the end of the 2018 campaign, including 11 who were new to the organization since the beginning of Spring Training this year...the Mariners used 41 players in 2019 who were new to the organization from the end of the 2018 season, and the Cardinals used 43 players in total, fewest in the Majors in 2019...19 players who played with the Mariners this season are either no longer with the organization or no longer actively playing Major League Baseball.

THE BRAD ADAM NOTE......there was at least 1 home run hit by the Mariners or their opponent in each of their first 107 games...marks the longest streak in single-season Major League history, surpassing the record of 69 straight set by 3 different teams: 1985 Baltimore Orioles, 2017 Chicago White Sox and 2017 Texas Rangers...the streak was snapped on July 27 vs. Detroit...via STATS LLC.

ADAMS FAMILY......in 27 relief appearances with the Mariners, **Austin Adams** averaged 15.03 strikeouts-per-9.0-innings (49 K, 29.1 IP), 3rd-best by a Mariners reliever in single-season club history (min. 100 BF); trails only Edwin Díaz in 2016 (15.33) and Díaz in 2018 (15.22)...ranked 3rd among American League relievers this season (min. 100 BF), trailing Darwinzon Hernández-BOS (16.46) and Matt Barnes-BOS (15.39).

#EXCE11ENCE...**Edgar Martínez** was inducted into the National Baseball Hall of Fame on July 20, joining **Ken Griffey Jr.** (2016) as the only players inducted into the Hall of Fame as Mariners...Martínez was elected to the Hall of Fame in his 10th and final year on the Baseball Writers Association of America ballot, receiving 85.4% (363x425) of the vote.

FRANCHISE ACHIEVEMENT AWARD...**Ichiro Suzuki** received the Mariners Franchise Achievement Award on September 14 in a ceremony prior to the game against the White Sox at T-Mobile Park...Suzuki became the 3rd recipient of the award, joining Chairman Emeriti **John Ellis** and **Howard Lincoln**, who were honored in 2016 for their leadership in keeping Major League Baseball in Seattle and for their 24 years of service to the organization.

DRAFT RECAP......the Mariners selected 41 players in the 2019 MLB First-Year Player Draft, highlighted by their first pick, RHP **George Kirby** from Elon University with the 20th overall selection...the Mariners selected 23 pitchers – including 3 left-handers – 4 catchers, 9 infielders and 5 outfielders...the Mariners selected 33 college players and 8 high school players.

ALL-STAR FUTURES GAME......for the just 3rd time in 21 years, three Mariners were named to the roster for the 2019 SiriusXM All-Star Futures Game, which took place on July 7 at Progressive Field in Cleveland...RHP **Justin Dunn**, OF **Jarred Kelenic** and INF **Evan White** represented the Mariners on the American League roster...the Mariners were 1 of 5 teams with 3 players on either the AL or NL roster for the 2019 Futures Game, joining Detroit, Miami, Tampa Bay and San Diego...marked the 3rd time the Mariners had 3 players in the Futures Game since the event began in 1999, joining the Mariners clubs of 2004 (**Félix Hernández**, Shin-Soo Choo and Jeremy Reed) and 2013 (Taijuan Walker, Ji-Man Choi and Brad Miller)...Kelenic (0x3) and White (0x1) each started for the American League squad, while Dunn struck out 1 in 1.0 scoreless inning in relief.

MINOR LEAGUE AWARDS......the Mariners announced the organization's Minor League Awards for the 2019 season: OF **Jarred Kelenic** (AA Arkansas/High-A Modesto/A West Virginia) received the Ken Griffey Jr. Minor League Hitter of the Year, RHP **Logan Gilbert** (AA Arkansas/High-A Modesto/A West Virginia) received the Jamie Moyer Minor League Pitcher of the Year, INF **Joe Rizzo** (High-A Modesto) received the Alvin Davis "Mr. Mariner" Award, INF **Donnie Walton** (Seattle/AA Arkansas) received the Dan Wilson Minor League Community Service Award, INF **Connor Hoover** (AAA Tacoma/AA Arkansas/High-A Modesto/A West Virginia/Short-A Everett/Rookie AZL Mariners) received the Edgar Martínez "Rake Report" Award, RHP **Penn Murfee** (AAA Tacoma/AA Arkansas/High-A Modesto) received the "60 ft., 6 in. Club" Award and pitching coach **Rob Marcello** (High-A Modesto) received the Dave Henderson Minor League Staff Member of the Year Award.

WINS AND LOSSES......the Mariners went 22-59 (.272) vs. opponents with a winning percentage of at least .500, but 46-35 (.568) vs. opponents with a sub-.500 record.

IT'S A BROTHER THING...**Austin Nola** hit 10 home runs this season...his brother, Aaron, went 12-7 in 34 starts with the Phillies...Austin and Aaron are the first set of brothers to record 10 home runs and 10 wins in a single season since George Brett-KC (22 HR) and Ken Brett-CWS/CAL (13 W) in 1977.

EJECTIONS......manager **Scott Servais** was ejected four times this season: May 26 at Oakland (Chirs Guccione, arguing replay review), June 15 at Oakland (Carlos Torres, arguing balls and strikes), September 11 vs. Cincinnati (John Libka, arguing lack of interference call) and September 25 vs. Houston (Sam Holbrook, arguing balls and strikes); brings his managerial career ejection total to 11...two players were ejected this season: **Daniel Vogelbach** (August 6 vs. San Diego, Mark Wegner, arguing balls and strikes) and **Keon Broxton** (August 27 vs. New York-AL, Manny Gonzalez, throwing equipment which contacted an umpire); marked the first career ejection for both Vogelbach and Broxton...one coach was ejected this season: **Tim Laker** (August 13 at Detroit, Eric Cooper, arguing balls and strikes); marked his first ejection as a coach.

THAT'S A NO-NO......the Mariners were no-hit twice in 2019: July 12 at Los Angeles-AL (Taylor Cole, 2.0 IP, Felix Peña, 7.0 IP) and August 3 at Houston (Aaron Sanchez, 6.0 IP, Will Harris, 1.0 IP, Joe Biagini, 1.0 IP, Chris Devenski, 1.0 IP)...since 1901, became the 14th team to be no-hit twice in a single season: 1917 White Sox, 1923 Philadelphia Athletics, 1960 Phillies, 1965 Cubs, 1967 Tigers, 1971 Reds, 1973 Tigers, 1977 Angels, 1996 Rockies, 2001 Padres, 2010 Rays, 2015 Mets and 2015 Dodgers...marked the 4th and 5th times to be no-hit in club history.

OPENING DAY TIDBITS...**Ichiro Suzuki** was the oldest player on the Mariners 2019 Opening Day roster (45 years, 149 days) while **Braden Bishop** was the youngest (25 years, 210 days)...Bishop, **Brandon Brennan**, **Matt Festa**, David Freitas, **Yusei Kikuchi**, **Dylan Moore**, Nick Rumbelow and Zac Rosscup each appeared on their first Opening Day rosters...it was the 18th Opening Day for Suzuki and the 14th for **Félix Hernández**...the Mariners Opening Day roster was represented by 5 different countries: Cuba (Roenis Elias), Dominican Republic (Encarnación and **Domingo Santana**), Japan (Kikuchi and Suzuki), United States (22 players) and Venezuela (Hernández and **Omar Narváez**).

OPENING IN JAPAN......the Mariners opened the season with a 2-game sweep of the Oakland Athletics at the 2019 Japan Opening Series in Tokyo...marked the second time in club history the Mariners opened the season in Japan (also: 2012 vs. OAK, 1-1)...with his Opening Day start, **Ichiro Suzuki** became the oldest position player to start on Opening Day in American League history at the age of 45 years, 149 days...he also became the oldest player in club history (previous: Gaylord Perry, 44 years, 280 days)...**Yusei Kikuchi** made his Major League debut in the second game, becoming the first Japanese-born player to make his big league debut in Japan...Ichiro announced his retirement following the series.

UNDER REVIEW......in the 6th year of Major League Baseball's expanded instant replay, the Mariners challenged 37 plays, with 16 being overturned...the 43.2% overturn rate ranked 9th in the American League/T19th in the Major Leagues (also: Chicago-NL)...four clubs had a success rate of at least 60%: Kansas City (75.0%/24x32), New York-AL (69.6%/16x23), Texas (63.3%/31x49) and Boston (60.5%/23x38)...in 2019, there were 1,356 reviews after 1,338 in 2015, 1,502 in 2016, 1,395 in 2017 and 1,400 in 2018...597 calls were overturned in 2018 (44.0%)...the average time of review in 2019 was 1:16; it was 1:51 in 2015, 1:36 in 2016, 1:28 in 2017 and 1:23 in 2018.



HITTER NOTES

TEAM BATTING BREAKDOWN

	AVG	G	AB	R	H	2B	3B	HR	RBI	BB	IBB	SO	HBP	SB	CS	OBP	SLG	OPS
Total	.237	162	5500	758	1305	254	28	239	730	588	7	1581	58	115	47	.316	.424	.740
vs. Left	.244	-	1565	-	382	64	6	69	211	195	3	443	17	37	20	.333	.425	.758
vs. Right	.235	-	3935	-	923	190	22	170	519	393	4	1138	41	78	27	.308	.424	.732
Home	.235	81	2680	367	629	123	8	107	353	297	4	817	24	55	23	.315	.406	.721
Away	.240	81	2820	391	676	131	20	132	377	291	3	764	34	60	24	.316	.441	.757
Day	.245	56	1904	270	466	92	16	87	264	184	4	540	20	19	20	.316	.447	.763
Night	.233	106	3596	488	839	162	12	152	466	404	3	1041	38	96	27	.315	.412	.727
RISP	.246	-	1279	-	315	55	9	48	477	161	7	391	17	26	6	.330	.416	.746
Bases Loaded	.299	-	127	-	38	8	0	4	98	8	0	32	2	0	0	.329	.457	.785
Pre-All Star	.243	94	3231	479	786	158	11	160	465	350	3	911	35	62	23	.321	.448	.769
Post-All Star	.229	68	2269	279	519	96	17	79	265	238	4	670	23	53	24	.307	.390	.698
March	.270	6	215	48	58	14	1	15	47	30	0	59	6	7	1	.366	.553	.919
April	.248	26	895	141	222	47	3	45	138	106	0	258	10	18	4	.332	.458	.790
May	.233	28	941	114	219	46	2	43	112	80	1	269	5	15	7	.295	.423	.718
June	.244	28	987	153	241	46	4	47	146	120	1	273	13	18	7	.332	.442	.774
July	.254	23	768	100	195	37	8	28	97	64	3	223	8	20	9	.316	.432	.749
August	.218	26	843	105	184	34	8	33	96	95	1	243	7	19	12	.301	.395	.696
September	.219	25	851	97	186	30	2	28	94	93	1	256	9	18	7	.302	.357	.659

-- Here is a look at the Mariners hitters in 2019 --

#5 - BRADEN BISHOP, OF

B/T: R/R • Ht: 6-1 • Wt: 190 • Service: 0.136 • Born: 08-22-93 in Woodland, CA (Age: 26)

- **The Totals** – In 27 games with the Mariners, hit .107 (6x56) with 3 runs, 4 RBI and 3 walks.
- **On the Move** – Named to his first career Opening Day roster...appeared in 4 stints with the Mariners: Opening Day – March 23, April 30 – May 11 (post-game), June 2 – 5 (placed on IL) and September 1 - end of season.
- **On the Shelf** – On the 10-day Injured List with a lacerated spleen, June 5 – September 1...missed 73 games...appeared on rehab assignments with High-A Modesto (7 games) and Triple-A Tacoma (5 games).
- **Debut** – Made his Major League debut as a defensive replacement in center field in the 8th inning on March 21 against Oakland at the Tokyo Dome in Japan...replaced Ichiro Suzuki in the batting order.
- **First Time for Everything** – Recorded his first Major League hit, a single, off Tyler Olson on May 5 at Cleveland...went 2-for-4 with 1 run and 2 RBI.
- **Tacoma Totals** – In 43 games with Triple-A Tacoma, hit .276 (51x185) with 29 runs, 15 doubles, 8 home runs, 31 RBI, 23 walks, a .360 on-base percentage and a .486 slugging percentage (.847 OPS).

2019 Splits	AVG	G	AB	R	H	2B	3B	HR	RBI	BB	IBB	SO	HBP	SB	CS	OBP	SLG	OPS
Total	.107	27	56	3	6	0	0	0	4	3	0	21	0	0	0	.153	.107	.260
vs. Left	.083	-	24	-	2	0	0	0	0	1	0	8	0	0	0	.120	.083	.203
vs. Right	.125	-	32	-	4	0	0	0	4	2	0	13	0	0	0	.176	.125	.301
Home	.067	10	15	1	1	0	0	0	0	1	0	6	0	0	0	.125	.067	.192
Away	.122	17	41	2	5	0	0	0	4	2	0	15	0	0	0	.163	.122	.285
Day	.120	11	25	3	3	0	0	0	4	2	0	8	0	0	0	.185	.120	.305
Night	.097	16	31	0	3	0	0	0	0	1	0	13	0	0	0	.125	.097	.222
RISP	.214	-	14	-	3	0	0	0	4	2	0	5	0	0	0	.313	.214	.527
Bases Loaded	-	-	0	-	0	0	0	0	1	1	0	0	0	0	0	1.000	-	-
Pre-All Star	.083	10	24	1	2	0	0	0	2	0	0	9	0	0	0	.083	.083	.167
Post-All Star	.125	17	32	2	4	0	0	0	2	3	0	12	0	0	0	.200	.125	.325
March	.000	1	1	0	0	0	0	0	0	0	0	1	0	0	0	.000	.000	.000
April	.000	1	3	0	0	0	0	0	0	0	0	1	0	0	0	.000	.000	.000
May	.125	6	16	1	2	0	0	0	2	0	0	5	0	0	0	.125	.125	.250
June	.000	2	4	0	0	0	0	0	0	0	0	2	0	0	0	.000	.000	.000
September	.125	17	32	2	4	0	0	0	2	3	0	12	0	0	0	.200	.125	.325

#3 - J.P. CRAWFORD, INF

B/T: L/R • Ht: 6-2 • Wt: 199 • Service: 1.163 • Born: 01-11-1995 in Long Beach, CA (Age: 24)

- **Totals** – Hit .226 (78x345) with 43 runs, 21 doubles, 4 triples, 7 home runs, 46 RBI, 2 HBP, 43 walks and 5 stolen bases in 93 games with the Mariners.
- **True Value** – Posted a 1.3 WAR (*Fangraphs*) in 93 games...tied for the 5th-highest fWAR among Major League shortstops to appear in fewer than 100 games (also: Donovan Solano-SF)...trailed only Fernando Tatis Jr.-SD (3.6), Carlos Correa-HOU (3.2), Bo Bichette-TOR (1.7) and Jon Berti-MIA (1.3).
- **June Boon** – Hit .338 (22x65) with 10 runs, 5 doubles, 2 triple, 2 home runs, 17 RBI, 9 walks, a .413 on-base percentage and a .569 slugging percentage (.983 OPS) in 16 games in the month of June...among American League leaders for the month of June, ranked 8th in batting, 10th in on-base percentage, 15th in OPS, T17th in RBI and 22nd in slugging percentage.
- **Double Double** – Tied for the club lead with 21 doubles despite appearing in only 93 games...tied with Tim Beckham.
- **On the Shelf** – Sideline for 11 games with a strained right hamstring, August 31 – September 12.
- **Right as Rain** – Posted a .255/.333/.456 (.789 OPS) slash line against right-handed pitchers, compared to a .160/.268/.179 (.448 OPS) against lefties.
- **Walk It Off** – Had two walk-off hits: July 28 vs. Detroit (RBI-single off José Cisnero) and September 27 vs. Oakland (RBI-double off Liam Hendriks).
- **Rough Finish** – Over the final 3 months of the season, hit .178 (39x219) while recording 28 walks and 50 strikeouts in 60 games...had a .275 on-base percentage and a .297 slugging percentage (.572 OPS) over this span.
- **First Impression** – In his Mariners debut on May 10 at Boston, started at shortstop and singled in his first at-bat.
- **On the Board** – Hit his first home run as a Mariner on May 16 vs. Minnesota.
- **Back with a Vengeance** – In his first game after returning from the Injured List, June 14 at Oakland, went 2-for-5 with 2 doubles and 3 RBI.
- **What a Game** – Recorded a career-high 4 hits and a career-high 4 RBI on June 23 vs. Baltimore...went 4-for-4 with 2 runs scored, 1 home run and 4 RBI...became the 4th shortstop in club history to record at least 4 hits and 4 RBI in a game (last: Yuniesky Betancourt, 4/28/09 #2 at CWS).
- **Down Time** – Placed on the 10-day Injured List with a left ankle sprain on May 29...appeared in 3 games on a rehab assignment with High-A Modesto...reinstated from the IL on June 14.
- **Tacoma Totals** – Prior to being recalled by the Mariners on May 10, appeared in 31 games with Triple-A Tacoma, where he hit .319 (37x116) with 20 runs, 7 doubles, 3 home runs, 15 RBI, 19 walks, a .420 on-base percentage and a .457 slugging percentage (.877 OPS)...reached base safely in each of his 31 games with the Rainiers, including 27 games with a hit.

HITTER NOTES



CRAWFORD'S SPLITS

2019 Splits	AVG	G	AB	R	H	2B	3B	HR	RBI	BB	IBB	SO	HBP	SB	CS	OBP	SLG	OPS
Total	.226	93	345	43	78	21	4	7	46	43	0	83	2	5	3	.313	.371	.684
vs. Left	.160	-	106	-	17	2	0	0	10	16	0	26	0	1	1	.268	.179	.448
vs. Right	.255	-	239	-	61	19	4	7	36	27	0	57	2	4	2	.333	.456	.789
Home	.205	50	185	28	38	10	1	4	23	20	0	50	1	3	2	.284	.335	.619
Away	.250	43	160	15	40	11	3	3	23	23	0	33	1	2	1	.346	.413	.758
Day	.218	30	110	14	24	6	1	3	13	8	0	23	0	0	1	.269	.373	.642
Night	.230	63	235	29	54	15	3	4	33	35	0	60	2	5	2	.332	.370	.702
RISP	.295	-	88	-	26	5	3	1	37	10	0	17	0	2	0	.356	.455	.811
Bases Loaded	.429	-	7	-	3	1	0	0	7	0	0	0	0	0	0	.375	.571	.946
Pre-All Star	.277	39	148	20	41	12	2	4	25	16	0	40	1	1	2	.347	.466	.814
Post-All Star	.188	54	197	23	37	9	2	3	21	27	0	43	1	4	1	.288	.299	.587
May	.279	17	61	7	17	6	0	1	5	6	0	20	0	0	1	.343	.426	.770
June	.338	16	65	10	22	5	2	2	17	9	0	13	0	1	1	.413	.569	.983
July	.167	22	78	8	13	6	1	1	13	11	0	18	1	4	0	.272	.308	.579
August	.198	24	91	13	18	3	1	2	5	10	0	20	0	0	1	.277	.319	.596
September	.160	14	50	5	8	1	0	1	6	7	0	12	1	0	0	.276	.240	.516

#9 - DEE GORDON, INF

B/T: L/R • Ht: 5-11 • Wt: 166 • Service: 7.154 • Born: 04-22-1988 in Avon Park, FL (Age: 31)

- **Totals** – Hit .275 (108x393) with 36 runs, 12 doubles, 6 triples, 3 home runs, 34 RBI, 1 HBP, 18 walks and 22 stolen bases in 117 games with the Mariners.
- **Left-On-Left** – Hit .326 (30x92) vs. left-handed pitchers...among left-handed batters with 90 plate appearances against lefties, his .326 average was 3rd-best, behind only Joey Gallo (.333/25x75) and Alex Verdugo (.327/33x101).
- **Leaderboard** – Ranked T8th in the American League (also: Francisco Lindor-CLE) with 22 stolen bases.
- **Off and Running** – 1 of 3 players with at least 20 stolen bases in each of the last 6 seasons since 2014 (also: Billy Hamilton and Starling Marte).
- **Ouch** – Made 2 trips to the 10-day Injured List: May 21 – June 10 (right wrist contusion) and July 23 – August 9 (left quad strain)...missed 33 games in total.
- **Ducks on the Pond** – Hit .330-or-better with runners on...hit .337 (56x166) with runners on, .349 (29x83) with runners in scoring position, .342 (13x38) with runners in scoring position and 2 outs and .417 (5x12) with the bases loaded...ranked 11th in batting with runners on and T17th in batting with the bases loaded.
- **Best in the West** – Hit at least .300 vs. every AL West opponent...overall, hit .336 (47x140) against the AL West, 12th-best in the Majors.
- **Number Nine** – Led all qualifying batters in batting .331 (59x178) when hitting 9th in the batting order.
- **Good Times** – From June 22 – September 7, hit safely in 34 of 46 games, batting .312 (49x157).
- **On the Move** – Entered the game as a pinch runner and recorded a stolen base and the game-tying run on May 13 vs. Oakland...was his first game action since leaving the game on May 9 at New York-AL after getting hit by a pitch on the right wrist.
- **Milestone** – Tallied his 1,000th career hit with a 2-RBI single in the 4th inning of the 6-5 Mariners win on April 20 at Los Angeles-AL.
- **Back-to-Back** – Hit back-to-back home runs with Tom Murphy on June 9 at Los Angeles - AL.
- **Patience** – Recorded 18 walks, doubling his walk total from 2018 (9).
- **500** – Scored his 500th career run on Edwin Encarnacion's single in the 5th inning on May 17 vs. Minnesota.
- **Striking** – Reached base safely in 11 straight games from March 30 - April 12, including a 10-game hitting streak...hit .410 (16x39) with 2 doubles, 1 triple, 1 home run, 9 RBI, 2 walks, and 6 steals during that span.

2019 Splits	AVG	G	AB	R	H	2B	3B	HR	RBI	BB	IBB	SO	HBP	SB	CS	OBP	SLG	OPS
Total	.275	117	393	36	108	12	6	3	34	18	1	61	1	22	5	.304	.359	.663
vs. Left	.326	-	92	-	30	1	1	1	11	2	0	13	1	5	2	.344	.391	.735
vs. Right	.259	-	301	-	78	11	5	2	23	16	1	48	0	17	3	.292	.349	.641
Home	.250	57	172	11	43	3	2	0	13	8	1	35	0	7	2	.277	.291	.568
Away	.294	60	221	25	65	9	4	3	21	10	0	26	1	15	3	.325	.412	.737
Day	.268	38	127	9	34	3	3	2	12	4	1	15	0	4	2	.288	.386	.674
Night	.278	79	266	27	74	9	3	1	22	14	0	46	1	18	3	.311	.346	.657
RISP	.349	-	83	-	29	2	2	0	29	5	1	12	0	8	1	.362	.422	.783
Bases Loaded	.417	-	12	-	5	0	0	0	11	0	0	2	0	0	0	.333	.417	.750
Pre-All Star	.267	68	240	25	64	7	3	3	25	11	0	41	1	15	2	.297	.358	.655
Post-All Star	.288	49	153	11	44	5	3	0	9	7	1	20	0	7	3	.315	.359	.674
March	.280	6	25	3	7	0	0	0	6	0	0	5	0	3	0	.259	.280	.539
April	.313	24	83	9	26	3	1	2	11	6	0	13	0	5	1	.356	.446	.801
May	.231	15	52	4	12	0	0	1	2	1	0	7	1	4	1	.259	.288	.548
June	.233	17	60	7	14	4	1	0	5	3	0	11	0	2	0	.266	.333	.599
July	.341	15	44	3	15	1	1	0	3	1	0	5	0	2	0	.348	.409	.757
August	.250	19	68	7	17	2	2	0	2	3	0	8	0	3	2	.282	.338	.620
September	.279	21	61	3	17	2	1	0	5	4	1	12	0	3	1	.318	.344	.662

#17 - MITCH HANIGER, OF

B/T: R/R • Ht: 6-2 • Wt: 203 • Service: 3.048 • Born: 12-23-1990 in Mountain View, CA (Age: 28, turns 29 on Dec. 23)

- **The Totals** – Hit .220 (54x283) with 46 runs, 54 hits, 13 doubles, 1 triple, 15 home runs, 32 RBI, 4 stolen bases, 30 walks and 81 strikeouts with a .778 OPS in 63 games with the Mariners.
- **Ouch** - Placed on the Injured List on June 7 with a ruptured testicle...missed 96 games...ranked T4th in American League in runs (46), T9th in extra-base hits (29) and T11th in HR (15) when he was placed on the IL.
- **Rehab** - Made 2 appearances on a rehab assignment with High-A Modesto, going 1-for-6 with 2 runs, 1 double, 1 RBI and 1 walk...made 1 appearance on a rehab assignment with Triple-A Tacoma, going 1-for-4 with 1 triple, 2 RBI and 1 walk.
- **Nine is Fine** - Kicked off a 9-game hitting streak in the 2nd game of the season (March 21 at OAK in Tokyo)... during the streak, batted .325 (13x40) with 8 runs scored, 5 doubles, 2 home runs, 7 RBI, and 2 walks with a 1.000 OPS.
- **Back-to-Back** - Homered in back-to-back games 3 times this season: April 13-14, April 20-21 and May 13-14.
- **Leading Off** - Belted 3 leadoff home runs this year (4/14 vs. HOU, 4/20 at LAA and 5/13 vs. OAK)...now has 5 career leadoff home runs, tied with Joey Cora for 2nd-most in club history, trailing only Ichiro Suzuki (37).
- **Winner** - Hit a game-winning home run in the top of the 9th inning on April 10 at Kansas City...has hit 22 career go-ahead home runs, including 7 in 2019.
- **Runs Record** - Scored a club record 28 runs in March/April (previous: 27, Alex Rodriguez, 2000).
- **Walkin' Man** - Matched his career-high with 3 walks (done 6x) on May 17 vs. Minnesota.



HITTER NOTES

HANIGER'S SPLITS

2019 Splits	AVG	G	AB	R	H	2B	3B	HR	RBI	BB	IBB	SO	HBP	SB	CS	OBP	SLG	OPS
Total	.220	63	246	46	54	13	1	15	32	30	1	81	5	4	0	.314	.463	.778
vs. Left	.263	-	57	-	15	3	0	4	10	10	1	20	2	0	0	.391	.526	.918
vs. Right	.206	-	189	-	39	10	1	11	22	20	0	61	3	4	0	.290	.444	.734
Home	.207	32	121	23	25	7	0	7	15	16	0	45	4	2	0	.319	.438	.757
Away	.232	31	125	23	29	6	1	8	17	14	1	36	1	2	0	.310	.488	.798
Day	.276	22	87	19	24	7	1	7	19	6	1	28	1	0	0	.326	.621	.947
Night	.189	41	159	27	30	6	0	8	13	24	0	53	4	4	0	.309	.377	.686
RISP	.176	-	51	-	9	2	1	3	17	8	1	22	4	1	0	.323	.431	.754
Bases Loaded	.143	-	7	-	1	0	0	0	3	0	0	2	0	0	0	.143	.143	.286
Pre-All Star	.220	63	246	46	54	13	1	15	32	30	1	81	5	4	0	.314	.463	.778
March	.296	6	27	5	8	3	0	1	4	1	0	8	2	0	0	.355	.519	.873
April	.229	24	96	23	22	8	1	6	15	12	0	29	2	3	0	.324	.521	.845
May	.214	27	103	15	22	2	0	7	12	14	1	35	0	1	0	.308	.437	.745
June	.100	6	20	3	2	0	0	1	1	3	0	9	1	0	0	.250	.250	.500

#27 - RYON HEALY, INF

B/T: R/R • Ht: 6-4 • Wt: 234 • Service: 3.080 • Born: 01-10-1992 in West Hills, CA (Age: 27, turns 28 on Jan. 10)

- **Totals** – Hit .237 (40x169) with 24 runs, 16 doubles, 7 home runs, 26 RBI, 13 walks, and 40 strikeouts with a .744 OPS in 47 games with the Mariners.
- **On the Shelf** – Underwent right hip debridement surgery on Aug. 6 in Palo Alto, California...the surgery was performed by Dr. Marc Safron...originally placed on the 10-day Injured List with lower back inflammation on May 21...transferred to the 60-day IL on July 26.
- **Have a Day** – Recorded a career-high 3 doubles on May 8 at New York-AL... added a home run to go along with his 3 doubles, becoming only the 2nd player in club history with 3 doubles and 1 home run in a single game, joining Hall of Famer Ken Griffey Jr. (7/1/98 vs. COL)... his 4 extra-base hits equaled his career-high set June 3, 2017 vs. Washington while with Oakland (2 2B, 2 HR)...his 4 extra-base hits also equaled the club record for most extra-base hits in a single game...seven Mariners have now accomplished the feat (done 8x), including Mike Blowers (1995), Ken Griffey Jr. (1998), Mike Cameron (2002), Adrián Beltré (2x, 2007), Raúl Ibañez (2007), Kyle Seager (2014), and Ryon Healy (2019).
- **Fun Abroad** – Went 3x9 with 3 runs, 2 doubles, 1 home run and 3 RBI in 2 games in Tokyo to start the season.
- **Hot Start** – Recorded an extra-base hit in each of his first 6 games, totaling 8 extra-base hits during that span...over his first 6 games he hit .360 (9x25) with 8 runs, 6 doubles, 2 home runs, 6 RBI, and 2 walks with a 1.247 OPS...recorded at least 1 RBI in each of his first 5 games.
- **Make it a Double** – Blasted 2 home runs on May 18 at Los Angeles-AL, while tallying 5 RBIs and leading the Mariners to an 11-10 victory... marked his 8th career game with 2 home runs and his 4th career game with 5+ RBI.
- **Back-to-Back** – Hit back-to-back home runs with J.P. Crawford on May 16 vs. Minnesota.

2019 Splits	AVG	G	AB	R	H	2B	3B	HR	RBI	BB	IBB	SO	HBP	SB	CS	OBP	SLG	OPS
Total	.237	47	169	24	40	16	0	7	26	13	0	40	1	0	0	.289	.456	.744
vs. Left	.200	-	45	-	9	5	0	0	5	5	0	13	0	0	0	.275	.311	.586
vs. Right	.250	-	124	-	31	11	0	7	21	8	0	27	1	0	0	.294	.508	.802
Home	.224	24	85	11	19	7	0	2	8	6	0	22	0	0	0	.275	.376	.651
Away	.250	23	84	13	21	9	0	5	18	7	0	18	1	0	0	.302	.536	.838
Day	.229	14	48	6	11	4	0	2	7	4	0	10	1	0	0	.296	.438	.734
Night	.240	33	121	18	29	12	0	5	19	9	0	30	0	0	0	.286	.463	.749
RISP	.188	-	32	-	6	5	0	1	16	3	0	10	0	0	0	.231	.438	.668
Bases Loaded	.200	-	5	-	1	1	0	0	3	0	0	0	0	0	0	.200	.400	.600
Pre-All Star	.237	47	169	24	40	16	0	7	26	13	0	40	1	0	0	.289	.456	.744
March	.360	6	25	8	9	6	0	2	6	2	0	4	0	0	0	.407	.840	1.247
April	.198	26	91	12	18	7	0	3	15	9	0	22	1	0	0	.272	.374	.645
May	.245	15	53	4	13	3	0	2	5	2	0	14	0	0	0	.263	.415	.678

#30 - KYLE LEWIS, OF

B/T: R/R • Ht: 6-4 • Wt: 205 • Service: 0.020 • Born: 07-13-1995 in Snellville, GA (Age: 24)

- **The Totals** – Hit .268 (19x71) with 10 runs, 5 doubles, 6 home runs, 13 RBI and 3 walks in 18 games with the Mariners.
- **Historic Start** – First player in Major League history to homer in 6 of his first 10 career games.
- **More History** – Second player in big league history to homer in each of his first 3 career games (also: Trevor Story-COL, 2016).
- **Homers, Homers, Homers** – Homered in each of his first 3 career games, 4 of his first 6, 5 of his first 8 and 6 of his first 10 games.
- **First to 10** – Hit safely in 8 of his first 10 career games, batting .325 (13x40) with 10 runs, 3 doubles, 6 home runs, 12 RBI and 2 walks.
- **First Hit, First Home Run** – Homered off Trevor Bauer for his first Major League hit in the 5th inning on September 10 vs. Cincinnati...became the 9th Mariner in club history to homer for his first career hit: Dave Henderson (4/17/1981 vs. OAK), Orlando Mercado (9/19/1982 vs. TEX), Jamie Nelson (7/21/1983 vs. BOS), Alvin Davis (4/11/1984 vs. BOS), Greg Dobbs (9/8/2004 vs. CLE), Kenji Johjima (4/3/2006 vs. LAA), Dae-Ho Lee (4/8/2016 vs. OAK) and Tim Lopes (8/6/19 vs. SD).
- **Making His Mark** – Hit his first career home run, a game-tying homer in the 5th inning, on September 10 vs. Cincinnati...his second home run was a go-ahead, 3-run home run in the 7th inning on September 11 vs. Cincinnati...became the 1st player in Major League history to hit a game-tying or go-ahead home run in the 5th inning or later in each of his first 2 games...via STATS LLC.
- **Four-by-Six** – First Mariner in club history to homer in 4 of first 6 career games and 4th Major Leaguer to do so (also: Trevor Story-COL, 5 G, 2016; Yordan Alvarez-HOU, 4 G, 2019; Sam Horn-BOS, 4 G, 1987)...via STATS LLC.
- **Slugging September** – His .592 slugging percentage ranks 2nd among Mariners rookies in the month of September, trailing only Mitch Haniger in 2017 (.635).
- **Extra, Extra!** – Had 4 extra-base hits in first 3 career games – first Mariner to do so – and 9 extra-base hits in first 10 career games – second Mariner to do so (also: Alvin Davis, 1984).
- **Dandy Debut** – Made Major League debut on September 10 vs. Cincinnati, starting in right field...homered off Trevor Bauer in the 5th inning for first hit.
- **Long Gone** – Hit the Mariners longest home run of the year, a 457-foot blast off Lucas Sims on September 12 vs. the Reds.
- **Welcome to the Show** – Selected from Double-A Arkansas on September 10.
- **Travelin' Man** – In 122 games with Double-A Arkansas this season, hit .263 (120x457) with 61 runs, 25 doubles, 2 triples, 11 home runs, 62 RBI, 56 walks, a .342 on-base percentage and a .398 slugging percentage (.741 OPS).
- **Honors** – Named Texas League Player of the Week for June 17–23 after batting .524 (11x21) with 7 runs, 2 doubles, 1 RBI, 7 walks, a .643 on-base percentage and a .619 slugging percentage (1.262 OPS).

HITTER NOTES



LEWIS' SPLITS

2019 Splits	AVG	G	AB	R	H	2B	3B	HR	RBI	BB	IBB	SO	HBP	SB	CS	OBP	SLG	OPS
Total	.268	18	71	10	19	5	0	6	13	3	0	29	0	0	0	.293	.592	.885
vs. Left	.158	-	19	-	3	0	0	1	2	1	0	11	0	0	0	.200	.316	.516
vs. Right	.308	-	52	-	16	5	0	5	11	2	0	18	0	0	0	.327	.692	1.020
Home	.255	12	47	6	12	4	0	4	10	1	0	18	0	0	0	.265	.596	.861
Away	.292	6	24	4	7	1	0	2	3	2	0	11	0	0	0	.346	.583	.929
Day	.438	4	16	3	7	2	0	1	4	1	0	5	0	0	0	.471	.750	1.221
Night	.218	14	55	7	12	3	0	5	9	2	0	24	0	0	0	.241	.545	.787
RISP	.300	-	10	-	3	0	0	2	8	0	0	4	0	0	0	.273	.900	1.173
Bases Loaded	.000	-	1	-	0	0	0	0	0	0	0	1	0	0	0	.000	.000	.000
Post-All Star	.268	18	71	10	19	5	0	6	13	3	0	29	0	0	0	.293	.592	.885
September	.268	18	71	10	19	5	0	6	13	3	0	29	0	0	0	.293	.592	.885

#39 - SHED LONG, INF/OF

B/T: L/R • Ht: 5-8 • Wt: 184 • Service: 0.057 • Born: 08-22-1995 in Birmingham, AL (Age: 24)

- **The Totals** – Hit .263 (40x152) with 21 runs, 12 doubles, 1 triple, 5 home runs, 15 RBI, 16 walks, 3 stolen bases, a .333 on-base percentage and a .454 slugging percentage (.787 OPS) in 42 games with the Mariners...appeared in 3 stints with the Mariners: May 10-14 (post-game), May 21 – June 14 and September 3 – end of season.
- **Leading the Way** – Made his first career start batting leadoff on September 11 and went on to bat leadoff exclusively over the remainder of the season...hit safely in 10 of 17 games while batting leadoff...overall, hit .296 (21x71) with 10 runs, 5 doubles, 1 triple, 3 home runs, 9 RBI, 5 walks and an .863 OPS (.342 OBP / .521 SLG) in 17 starts batting leadoff...from September 12-22, had 8 multi-hit games in a 10-game span, including 5 multi-hit games in a row – all while batting leadoff.
- **September Surge** – In 23 games in the month of September, hit .289 (24x83) with 12 runs, 5 doubles, 1 triple, 4 home runs, 10 RBI, 6 walks, a .337 on-base percentage and a .518 slugging percentage (.855 OPS).
- **Slugging September** – Posted a .518 slugging percentage in the month of September, 4th-best by a rookie in single-season club history...trails only Mitch Haniger in 2017 (.635), Kyle Lewis in 2019 (.592) and Rodney Craig in 1979 (.577).
- **Lucky Number Seven** – Had a pair of 7-game hitting streaks: May 21-29 (.333/8x24) and September 12-19 (.424/14x33).
- **Making the Rounds** – Appeared defensively at second base (24 GS), left field (16 G, 14 GS) and third base (1 GS).
- **Reverse Splits** – Hit .333 (12x36) against left-handed pitchers, compared to .241 (28x116) against right-handed pitchers.
- **Home Away From Home** – In 20 games on the road, posted a .324/.395/.618 slash line (1.012 OPS) with 4 home runs...in 22 games at T-Mobile Park, had a .214/.283/.321 slash line (.604 OPS) with 1 home run.
- **Debut** – Made his Major League debut on May 11 at Boston... went 0-for-3 with 1 walk.
- **First Things First** – Picked up his first Major League hit – a single off Lance Lynn – in the 6th inning on May 21 at Texas.
- **Boom** – His first Major League home run – a 3-run blast off Blake Parker – gave the Mariners a 6-1 lead in the 8th inning of a 9-6 win on June 12 at Minnesota.
- **In Tacoma** – Began the season with Triple-A Tacoma; hit .274 (62x226) with 38 runs, 7 doubles, 4 triples, 9 home runs, 36 RBI, 1 HBP, 20 walks, a .335 on-base percentage and a .460 slugging percentage (.795 OPS) in 56 games with the Rainiers.

2019 Splits	AVG	G	AB	R	H	2B	3B	HR	RBI	BB	IBB	SO	HBP	SB	CS	OBP	SLG	OPS
Total	.263	42	152	21	40	12	1	5	15	16	0	40	0	3	3	.333	.454	.787
vs. Left	.333	-	36	-	12	4	1	1	2	5	0	6	0	0	0	.415	.583	.998
vs. Right	.241	-	116	-	28	8	0	4	13	11	0	34	0	3	3	.307	.414	.721
Home	.214	22	84	10	18	6	0	1	6	8	0	28	0	2	1	.283	.321	.604
Away	.324	20	68	11	22	6	1	4	9	8	0	12	0	1	2	.395	.618	1.012
Day	.265	13	49	8	13	6	1	1	4	8	0	10	0	0	2	.368	.490	.858
Night	.262	29	103	13	27	6	0	4	11	8	0	30	0	3	1	.315	.437	.752
RISP	.205	-	39	-	8	0	0	1	11	4	0	9	0	0	1	.279	.282	.561
Bases Loaded	.167	-	6	-	1	0	0	0	3	0	0	1	0	0	0	.167	.167	.333
Pre-All Star	.232	19	69	9	16	7	0	1	5	10	0	20	0	3	1	.329	.377	.706
Post-All Star	.289	23	83	12	24	5	1	4	10	6	0	20	0	2	2	.337	.518	.855
May	.222	11	36	3	8	5	0	0	1	6	0	10	0	1	1	.333	.361	.694
June	.242	8	33	6	8	2	0	1	4	4	0	10	0	2	0	.324	.394	.718
September	.289	23	83	12	24	5	1	4	10	6	0	20	0	2	2	.337	.518	.855

#10 - TIM LOPES, INF/OF

B/T: R/R • Ht: 5-11 • Wt: 180 • Service: 0.069 • Born: 06-24-1994 in Los Angeles, CA (Age: 25)

- **The Totals** – Hit .270 (30x111) with 11 runs, 7 doubles, 1 home run, 12 RBI, 1 HBP, 15 walks and 6 stolen bases in 41 games with the Mariners.
- **Debut** – Made his Major League debut on July 24 vs. Texas as a defensive replacement at second base in the 9th inning...made his first career start on July 25 vs. Texas, going 0-for-3 with 2 runs scored, 1 walk and 1 HBP...left the game in the top of the 7th inning with concussion symptoms.
- **Ouch** – Was placed on the 7-day IL on July 26 with a concussion...transferred to the 10-day IL on August 4...placed on a rehab assignment with Triple-A Tacoma on August 2 and went 5-for-16 (.313) in 4 games with the Rainiers...reinstated from the IL on August 6.
- **First Things First** – Blasted a 2-run home run off Adrian Morejon to record his first Major League hit in the 8th inning on August 6 vs. San Diego... became the 8th player in Mariners history to homer for his first career hit, joining Dave Henderson (4/17/1981 vs. OAK), Orlando Mercado (9/19/1982 vs. TEX), Jamie Nelson (7/21/1983 vs. BOS), Alvin Davis (4/11/1984 vs. BOS), Greg Dobbs (9/8/2004 vs. CLE), Kenji Johjima (4/3/2006 vs. LAA) and Dae-Ho Lee (4/8/2016 vs. OAK)...Kyle Lewis (9/10 vs. CIN) later became the 9th Mariner to accomplish this feat.
- **Selection Day** – Selected from Triple-A Tacoma on July 23.
- **Tacoma Time** – Hit .302 (113x374) with 59 runs, 31 doubles, 2 triples, 10 home runs, 60 RBI, 26 steals and 36 walks in 95 games with Triple-A Tacoma.

2019 Splits	AVG	G	AB	R	H	2B	3B	HR	RBI	BB	IBB	SO	HBP	SB	CS	OBP	SLG	OPS
Total	.270	41	111	11	30	7	0	1	12	15	0	29	1	6	3	.359	.360	.720
vs. Left	.319	-	47	-	15	3	0	1	4	6	0	9	0	3	2	.396	.447	.843
vs. Right	.234	-	64	-	15	4	0	0	8	9	0	20	1	3	1	.333	.297	.630
Home	.209	21	43	4	9	1	0	1	4	10	0	12	1	3	1	.364	.302	.666
Away	.309	20	68	7	21	6	0	0	8	5	0	17	0	3	2	.356	.397	.753
Day	.333	13	36	3	12	3	0	0	4	9	0	9	0	0	1	.467	.417	.883
Night	.240	28	75	8	18	4	0	1	8	6	0	20	1	6	2	.301	.333	.635
RISP	.269	-	26	-	7	1	0	1	11	4	0	6	0	0	0	.355	.423	.778
Bases Loaded	.200	-	5	-	1	0	0	0	2	0	0	3	0	0	0	.200	.200	.400
Post-All Star	.270	41	111	11	30	7	0	1	12	15	0	29	1	6	3	.359	.360	.720
July	.000	2	1	2	0	0	0	0	0	1	0	0	1	1	0	.667	.000	.667
August	.254	21	67	4	17	3	0	1	10	9	0	17	0	2	2	.338	.343	.681
September	.302	18	43	5	13	4	0	0	2	5	0	12	0	3	1	.375	.395	.770



HITTER NOTES

#25 - DYLAN MOORE, INF/OF

B/T: R/R • Ht: 6-0 • Wt: 185 • Service: 1.000 • Born: 08-02-1992 in Yorba Linda, CA (Age: 27)

- **Totals** – Hit .206 (51x247) with 31 runs, 14 doubles, 2 triples, 9 home runs, 28 RBI, 9 HBP, 25 walks and 11 stolen bases in 113 games with the Mariners.
- **Versatile** - Appeared defensively at every position except catcher: shortstop (31 G, 25 GS), left field (31 G, 16 GS), second base (18 G, 10 GS), third base (14 G, 5 GS), right field (11 G, 7 GS), first base (5 G, 1 GS), center field (4 G, 3 GS) and pitcher (1 G).
- **Jack of All Trades** – Is the second player in club history to appear at every position except catcher in a single season, joining Andrew Romine (2018).
- **Off and Running** – Became the 4th Mariners rookie (done 7x) in club history to record a stolen base in at least 3 consecutive games when he tallied 4 steals over 3 games, September 3-6...joined Ichiro Suzuki (3x, 2001), Donell Nixon (2x, 1987) and Phil Bradley (1984) in accomplishing this feat.
- **What a Catch** – Made a diving catch in left field to end the 5th inning with the bases loaded in Félix Hernández's final start of the season on September 26 vs. Oakland.
- **Nice Stretch** – From August 25 – September 5, hit safely in 8 of 10 games with an at-bat, batting .324 (11x34) with 5 runs, 3 doubles, 2 home runs, 7 RBI, 2 HBP, 5 walks and 3 stolen bases.
- **Debut** - Made his Major League debut on May 20 at Oakland (in Tokyo)...recorded a walk in his only plate appearance.
- **Back-to-Back** – Homered in back-to-back games twice: August 25-26 and September 10-12.
- **His First** – Recorded his 1st Major League hit on April 6 at Chicago-AL with a single to center field.
- **Big Day** – Recorded a career-high 3 hits on April 25 vs. Texas, while scoring 1 run with 1 double, 1 walk, and 1 RBI in the Mariners 14-2 victory.
- **Boom** – Hit his first career home run on April 8 at Kansas City, a solo shot off Homer Bailey in the 2nd inning.
- **On the Bump** – Made his pitching debut in the 9th inning on April 27 vs. Texas...tossed 1.0 inning and allowed 4 runs on 5 hits with 2 walks.
- **Ouch** – Placed on the 10-day Injured List with a right wrist contusion on May 10...placed on a rehab assignment with Triple-A Tacoma on May 18 and was 3-for-13 (.231) with 4 RBI in 3 games with the Rainiers...reinstated from the IL on May 21.
- **Short Stay** – Optioned to Triple-A Tacoma on May 24 (post-game) when Kyle Seager was reinstated from the Injured List...recalled from Tacoma on May 29 when J.P. Crawford was placed on the IL...appeared in 4 games with the Rainiers while on option.
- **Seattle Stints** – Appeared in 3 stints with the Mariners: Opening Day – May 10, May 21-24 and May 29 – end of season.

2019 Splits	AVG	G	AB	R	H	2B	3B	HR	RBI	BB	IBB	SO	HBP	SB	CS	OBP	SLG	OPS
Total	.206	113	247	31	51	14	2	9	28	25	0	93	9	11	9	.302	.389	.691
vs. Left	.224	-	76	-	17	6	0	3	8	8	0	25	4	5	4	.330	.421	.751
vs. Right	.199	-	171	-	34	8	2	6	20	17	0	68	5	6	5	.290	.374	.664
Home	.209	55	110	16	23	3	0	6	14	13	0	46	2	2	3	.304	.400	.704
Away	.204	58	137	15	28	11	2	3	14	12	0	47	7	9	6	.301	.380	.681
Day	.235	47	102	12	24	7	2	3	11	13	0	36	4	3	4	.345	.431	.776
Night	.186	66	145	19	27	7	0	6	17	12	0	57	5	8	5	.272	.359	.630
RISP	.271	-	59	-	16	4	0	2	19	5	0	26	3	0	2	.358	.441	.799
Bases Loaded	.400	-	5	-	2	0	0	0	3	0	0	1	1	0	0	.500	.400	.900
Pre-All Star	.197	61	127	16	25	6	0	4	11	14	0	45	5	6	6	.301	.339	.640
Post-All Star	.217	52	120	15	26	8	2	5	17	11	0	48	4	5	3	.304	.442	.745
March	.000	5	4	0	0	0	0	0	0	2	0	3	0	1	0	.333	.000	.333
April	.226	16	31	4	7	1	0	1	3	1	0	12	2	0	0	.294	.355	.649
May	.250	10	20	3	5	2	0	1	3	2	0	9	1	1	2	.348	.500	.848
June	.177	25	62	8	11	3	0	1	4	7	0	18	2	4	2	.282	.274	.556
July	.250	19	36	5	9	3	1	1	2	5	0	17	1	1	3	.357	.472	.829
August	.200	19	40	5	8	2	1	3	8	4	0	13	1	0	2	.289	.525	.814
September	.204	19	54	6	11	3	0	2	8	4	0	21	2	4	0	.283	.370	.654

#2 - TOM MURPHY, C

B/T: R/R • Ht: 6-1 • Wt: 218 • Service: 2.092 • Born: 04-03-1991 in West Monroe, NY (Age: 28)

- **The Totals** – Hit .273 (71x260) with 32 runs, 12 doubles, 1 triple, 18 home runs, 40 RBI, 1 HBP, 19 walks, a .324 on-base percentage and a .535 slugging percentage (.858 OPS) in 75 games with the Mariners.
- **Slugging Backstop** – His .535 slugging percentage is the highest by a Mariners catcher (primary position) in single-season club history (min. 275 PA).
- **Fly, Fly, Fly Away** – Became the first Mariners catcher in club history to homer in 4 consecutive games, August 13-20...since 2010, is 1 of 6 American League catchers to homer in at least 4 consecutive games and joins Robinson Chirinos-HOU (6/1-6) in doing so this season.
- **Goodbye Baseball** – Had 3 multi-homer games: June 9 at Los Angeles-AL, August 13 at Detroit and August 19 at Tampa Bay...1 of 4 Major Leaguers to have 3-or-more multi-homer games while playing catcher this season: Mitch Garver-MIN (5), Wilson Contreras-CHC (3) and Gary Sanchez-NYY (3).
- **Catching On** – Hit each of his 18 home runs while playing catcher...among Mariners primary catchers, hit 18 home runs are tied for 6th-most in single-season club history (also: Dan Wilson, 1996, and Kenji Johjima, 2006)...ranked T6th among AL primary catchers this season (also: James McCann-CWS).
- **Finish Strong** – From July 5 – September 18, hit safely in 27 of 36 games and was held hitless in consecutive games only twice (8/24-25 and 9/2-3)...over this stretch, hit .307 (39x127) with 20 runs, 7 doubles, 1 triple, 10 home runs, 22 RBI and 11 walks.
- **Hot Stretch** – From May 20 – June 19, hit safely in 13 of 14 games, batting .314 (16x51) with 9 runs, 2 doubles, 6 home runs and 14 RBI.
- **Versatile** – Became the first player in club history to make appearances at pitcher, catcher and left field in the same season.
- **Out of Left Field** – On May 18 vs. Minnesota, entered the game as a defensive replacement in left field in the 8th inning before pitching the 9th inning...became the 2nd player in club history to appear at pitcher and left field in the same game, joining Jeff Nelson, who did so on July 15, 1993 at Boston...prior to this season, Murphy had appeared exclusively at catcher in his pro career.
- **Pitching In** – Made 3 pitching appearances, joining Andrew Romine (2018) as the only position players in club history to make 3 pitching appearances in a season...in 3.0 innings of work, has allowed 2 runs on 1 hit and 1 walk while striking out 2...on May 18 vs. Minnesota, struck out 2 in a 1-2-3 9th inning, becoming the first non-pitcher to record 2 strikeouts while facing 3 batters in 1.0 inning since Philadelphia's Granny Hamner on July 22, 1956 vs. Milwaukee (game #2 of a doubleheader), according to *Baseball-Reference*.
- **Do the Splits** – Hit .347 (41x118) with 11 home runs against left-handed pitchers, compared to .211 (30x142) with 7 home runs against right-handers.
- **He's No Angel** – Hit safely in 8 of 9 games against Los Angeles-AL, batting .364 (12x33) with 7 runs, 4 doubles, 5 home runs and 13 RBI.
- **Hit Parade** – Hit safely in a career-best 9 consecutive games, May 20-June 9, batting .333 (11x33) with 7 runs, 1 double, 5 home runs and 10 RBI.
- **Three-Hit Night** – Had a pair of 3-hit games – April 16 vs. Cleveland and August 19 at Tampa Bay – equaling his career-high (5x, last: 6/22/18 vs. MIA w/COL).
- **Crazy Eights** – From May 31 – June 17, homered in 5 of 8 games (6 HR total), hit safely in 7 of 8 games, had multiple hits in 3 of 8 games, recorded an RBI in 6 of 8 games and had multiple RBI in 5 of 8 games...overall, was 10-for-30 (.300) with 8 runs, 1 double, 6 home runs and 14 RBI in 8 games.
- **2 Outs, So What** – With 2 outs, hit .290 (27x93) with 7 home runs and 18 RBI.
- **Home Run Crazy** – Homered in a career-high 4 consecutive games, August 13-20...also homered in 3 straight games, June 5-9.
- **Welcome to Seattle** – Acquired by the Mariners from San Francisco in exchange for minor leaguer Jesus Orosio (rhp) on March 29.
- **On the Move** – Began Spring Training with Colorado but was claimed off waivers by San Francisco on March 25...designated for assignment by the Giants on March 28 before being acquired by the Mariners.

HITTER NOTES



MURPHY'S SPLITS

2019 Splits	AVG	G	AB	R	H	2B	3B	HR	RBI	BB	IBB	SO	HBP	SB	CS	OBP	SLG	OPS
Total	.273	75	260	32	71	12	1	18	40	19	0	87	1	2	0	.324	.535	.858
vs. Left	.347	-	118	-	41	6	1	11	25	11	0	37	1	1	0	.408	.695	1.103
vs. Right	.211	-	142	-	30	6	0	7	15	8	0	50	0	1	0	.252	.401	.653
Home	.288	37	125	16	36	8	1	6	15	8	0	45	1	1	0	.336	.512	.848
Away	.259	38	135	16	35	4	0	12	25	11	0	42	0	1	0	.313	.556	.868
Day	.276	27	98	10	27	4	1	5	11	6	0	33	1	2	0	.321	.490	.811
Night	.272	48	162	22	44	8	0	13	29	13	0	54	0	0	0	.326	.562	.887
RISP	.200	-	60	-	12	0	0	5	22	6	0	25	0	1	0	.269	.450	.719
Bases Loaded	.167	-	6	-	1	0	0	0	3	1	0	3	0	0	0	.286	.167	.452
Pre-All Star	.269	35	119	13	32	5	0	9	19	4	0	45	1	1	0	.296	.538	.834
Post-All Star	.277	40	141	19	39	7	1	9	21	15	0	42	0	1	0	.346	.532	.878
March	.500	1	2	0	1	0	0	0	0	2	0	1	0	0	0	.750	.500	1.250
April	.360	7	25	3	9	3	0	2	4	1	0	10	0	0	0	.385	.720	1.105
May	.250	12	36	3	9	1	0	1	2	0	0	16	0	0	0	.250	.361	.611
June	.224	13	49	6	11	1	0	5	12	1	0	15	1	1	0	.250	.551	.801
July	.262	12	42	3	11	3	0	2	7	2	0	15	0	0	0	.295	.476	.772
August	.333	15	51	11	17	4	1	6	10	4	0	19	0	1	0	.382	.804	1.186
September	.236	15	55	6	13	0	0	2	5	9	0	11	0	0	0	.344	.345	.689

#22 - OMAR NARVÁEZ, C

B/T: L/R • Ht: 5-11 • Wt: 220 • Service: 3.089 • Born: 02-10-1992 in Maracay, Venezuela (Age: 27, turns 28 on Feb. 10)

- The Totals** – Hit .278 (119x428) with 63 runs, 12 doubles, 22 home runs, 55 RBI, 4 HBP, 47 walks, a .353 on-base percentage and a .460 slugging percentage (.813 OPS) in 132 games with the Mariners.
- Backstop Pop** – Belted 22 home runs, a career high – all while playing catcher...among catchers (primary position) his 22 home runs ranked 5th in the American League/8th in the Major Leagues...his 22 home runs ranked T2nd-most by Mariners catchers in a single season, tied with Mike Zunino in 2014, while trailing only Zunino's 25 home runs in 2017.
- Century Mark** – Became 1 of 5 Mariners catchers (done 11x) in club history to record at least 100 hits in a season...joins Dan Wilson (6x, 1995-97, 1999, 2001-02), Kenji Johjima (2x, 2006-07), Dave Valle (1993) and Miguel Olivo (2011).
- He's a Leader** – Among American League catchers (primary position), ranked 2nd in walks, 3rd in runs, 3rd in hits, 5th in home runs, T6th in extra-base hits (34) and 9th in RBI.
- Valuable** – His 1.8 WAR (Fangraphs) was 6th-best among American League catchers (min. 400 PA).
- The Award Goes To...** – Is the Mariners nominee for the Hank Aaron Award, given annually to the most outstanding offensive player in each league.
- Catching On** – As a catcher, hit .299 (103x345) with 9 doubles, 22 home runs, 53 RBI, 3 HBP, 39 walks, a .373 on-base percentage and a .516 slugging percentage (.889 OPS)...while playing all other positions (including pinch-hitter), hit .192 (16x83) with 3 doubles, 2 RBI, 1 HBP and 8 walks.
- On a Roll** – From May 8 – July 27, hit safely in 37 of 58 games, batting .305 (61x200) with 30 runs, 5 doubles, 11 home runs, 28 RBI, 1 HBP, 18 walks, a .364 on-base percentage and a .495 slugging percentage (.859 OPS).
- This is Different** – Made his first professional appearance at second base on April 27 vs. Texas.
- Four-by-Four** – Had a pair of career-high 4-hit games: July 7 vs. Oakland and July 27 vs. Detroit...is the 3rd Mariners catcher (done 4x) in club history with 2 games of 4+ hits in a single season: Dan Wilson (2x, 1996-97) and Scott Bradley (1988).
- Big Day** – Set single-game career-highs in hits (4) and home runs (2) and tied his career-high with 4 RBI on July 7 vs. Oakland... went 4-for-4 with 2 runs, 2 home runs, and 4 RBI, becoming just the 2nd catcher in Mariners history to record 4 hits, 2 home runs, and 4 RBI in a single game, joining Kenji Johjima (6/24/16 at SD).
- Back-to-Back** – Homered in back-to-back games 4 times this season: March 29-31, April 18-19, May 11-12 and August 23-24...homered in consecutive games once in the previous 3 seasons.
- Multi-Hit -Madness** – Led the club with 31 multi-hit games, a single-season career-high (previous: 20, 2018).
- Subscribe** – In 16 games against the Athletics, hit .314 (16x51) with 9 runs, 5 home runs, 10 RBI, 1 HBP, 6 walks and a 1.004 OPS (.397 OBP / .608 SLG).
- It's a Walk-Off** – Had a pair of walk-off hits – the first of his career: May 13 vs. Oakland (RBI-single) and September 14 vs. Chicago-AL (solo home run).
- High Five** – Reached base 5 times for the first time in his career on April 18 at Los Angeles-AL, going 3-for-4 with 1 home run, 4 RBI and 2 walks.
- Streaking** – Hit safely in a career-high 9 consecutive games, June 17-26: .355 (11x31) with 6 runs, 2 doubles, 1 home run, and 4 RBI.

MOST HITS BY A MARINERS CATCHER IN A SINGLE SEASON

Rk.	Player (Year)	H
1.	Kenji Johjima (2006)	147
2.	Dan Wilson (1996)	140
3.	Kenji Johjima (2007)	139
4.	Dan Wilson (1997)	137
5.	Omar Narváez (2019)	119

MOST HOME RUNS BY A MARINERS CATCHER IN A SINGLE SEASON

Rk.	Player (Year)	HR
1.	Mike Zunino (2017)	25
2.	Omar Narváez (2019)	22
	Mike Zunino (2014)	22
4.	Mike Zunino (2018)	20
5.	Miguel Olivo (2011)	19

2019 AMERICAN LEAGUE HOME RUN LEADERS AMONG CATCHERS

Rk.	Player	HR
1.	Gary Sánchez-NYY	34
2.	Mitch Garver-MIN	31
3.	Roberto Pérez-CLE	24
4.	Christian Vázquez-BOS	23
5.	Omar Narváez-SEA	22

2019 Splits	AVG	G	AB	R	H	2B	3B	HR	RBI	BB	IBB	SO	HBP	SB	CS	OBP	SLG	OPS
Total	.278	132	428	63	119	12	0	22	55	47	1	92	4	0	0	.353	.460	.813
vs. Left	.227	-	75	-	17	1	0	2	10	18	0	10	1	0	0	.379	.320	.699
vs. Right	.289	-	353	-	102	11	0	20	45	29	1	82	3	0	0	.346	.490	.836
Home	.275	70	222	33	61	5	0	13	34	24	1	41	1	0	0	.344	.473	.817
Away	.282	62	206	30	58	7	0	9	21	23	0	51	3	0	0	.362	.447	.809
Day	.246	46	138	18	34	3	0	6	16	17	0	38	1	0	0	.329	.399	.728
Night	.293	86	290	45	85	9	0	16	39	30	1	54	3	0	0	.364	.490	.854
RISP	.255	-	102	-	26	1	0	4	35	17	1	20	0	0	0	.352	.382	.735
Bases Loaded	.000	-	9	-	0	0	0	0	2	1	0	2	0	0	0	.091	.000	.091
Pre-All Star	.294	76	255	43	75	7	0	14	36	28	0	55	2	0	0	.366	.486	.852
Post-All Star	.254	56	173	20	44	5	0	8	19	19	1	37	2	0	0	.333	.422	.755
March	.222	4	18	4	4	0	0	2	4	1	0	5	0	0	0	.263	.556	.819
April	.309	22	68	16	21	2	0	3	9	12	0	15	1	0	0	.415	.471	.885
May	.282	21	71	6	20	2	0	3	7	5	0	15	0	0	0	.329	.437	.766
June	.291	24	79	13	23	3	0	3	9	9	0	16	1	0	0	.367	.443	.810
July	.324	21	71	12	23	1	0	5	12	7	1	16	0	0	0	.385	.549	.934
August	.222	19	63	6	14	2	0	3	8	6	0	11	1	0	0	.296	.397	.693
September	.241	21	58	6	14	2	0	3	6	7	0	14	1	0	0	.333	.431	.764



HITTER NOTES

#23 - AUSTIN NOLA, UTL

B/T: R/R • Ht: 6-0 • Wt: 205 • Service: 0.106 • Born: 12-28-1989 in Baton Rouge, LA (Age: 29, turns 30 on Dec. 28)

- **The Totals** – Hit .269 (64x238) with 37 runs, 12 doubles, 1 triple, 10 home runs, 31 RBI, 4 HBP, 23 walks, a .342 on-base percentage and a .454 slugging percentage (.796 OPS) in 79 games with the Mariners.
- **Glove Story** – Posted a .998 fielding percentage (500 TC, 1 E) over 87 appearances at six different positions...appeared defensively at first base (59 G, 44 GS), second base (15 G, 13 GS), catcher (7 G, 4 GS), third base (4 G, 1 GS), left field (1 G) and right field (1 GS).
- **Making the Most of It** – 1 of 3 Mariners rookies to record at least 10 doubles and 10 home runs in fewer than 250 at-bats...joins Jay Buhner (1988, 192 AB, 13 2B, 10 HR) and Jose Cruz Jr. (1997, 183 AB, 12 2B, 12 HR).
- **Run Producer** – Had 5 multi-RBI games, including a career-high 5 RBI on September 5 at Houston and a trio of 3-RBI games.
- **Old-Timer** – Made his Major League debut at the age of 29 years, 170 days, becoming the 10th-oldest position player to make his big league debut with the Mariners...Dae-Ho Lee is the oldest (33 years, 288 days, 4/4/16 at TEX).
- **Debut** – Made his Major League debut on June 16 at Oakland...recorded his first Major League hit – a single – off Tanner Anderson in the top of the 3rd.
- **Road Warrior** – Hit 9 of his 10 home runs on the road...posted a .284/.339/.578 slash line (.916 OPS) on the road.
- **En Fuego** – Hit safely in 7 straight games, August 13-20, batting .414 (12x29) with 7 runs, 2 doubles, 3 home runs, 7 RBI and 4 walks.
- **Back-to-Back-to-Back** – Homered in 3 straight games, August 17-19...also had 2 hits in each of those 3 games.
- **Playing the Hits** – Tallied a career-high 4 hits on September 15 vs. Chicago-AL...his 4th hit ignited a game-winning rally in the bottom of the 9th... went 4-for-5 with 1 run, 2 RBI and 1 walk.
- **Homer Happy** – Belted his first Major League home run off Wade Miley on June 28 at Houston.
- **Rainiers Report** – Selected by the Mariners from Triple-A Tacoma on June 16... in 55 games with the Rainiers, hit .327 (64x196) with 36 runs, 15 doubles, 1 triple, 7 home runs, 37 RBI, 29 walks, a .415 on-base percentage and a .520 slugging percentage (.935 OPS) ...hit safely in 39 of 54 games with an at-bat with the Rainiers, including 19 multi-hit games.

2019 Splits	AVG	G	AB	R	H	2B	3B	HR	RBI	BB	IBB	SO	HBP	SB	CS	OBP	SLG	OPS
Total	.269	79	238	37	64	12	1	10	31	23	1	63	4	1	0	.342	.454	.796
vs. Left	.256	-	78	-	20	5	1	5	14	12	1	15	0	0	0	.356	.538	.894
vs. Right	.275	-	160	-	44	7	0	5	17	11	0	48	4	1	0	.335	.413	.748
Home	.254	44	122	19	31	5	1	1	12	14	1	41	3	1	0	.345	.336	.681
Away	.284	35	116	18	33	7	0	9	19	9	0	22	1	0	0	.339	.578	.916
Day	.321	27	84	15	27	2	1	3	11	5	1	20	2	0	0	.374	.476	.850
Night	.240	52	154	22	37	10	0	7	20	18	0	43	2	1	0	.326	.442	.767
RISP	.259	-	54	-	14	3	1	1	19	4	1	10	2	0	0	.328	.407	.735
Bases Loaded	.500	-	4	-	2	0	0	0	3	0	0	1	0	0	0	.500	.500	1.000
Pre-All Star	.296	17	27	4	8	1	0	1	2	1	0	10	1	0	0	.345	.444	.789
Post-All Star	.265	62	211	33	56	11	1	9	29	22	1	53	3	1	0	.342	.455	.797
June	.385	11	13	3	5	0	0	1	2	1	0	5	1	0	0	.467	.615	1.082
July	.350	21	60	11	21	6	1	3	8	3	1	14	1	0	0	.391	.633	1.024
August	.200	24	90	11	18	2	0	3	8	8	0	22	1	0	0	.270	.322	.592
September	.267	23	75	12	20	4	0	3	13	11	0	22	1	1	0	.368	.440	.808

#16 - DOMINGO SANTANA, OF

B/T: R/R • Ht: 6-5 • Wt: 229 • Service: 4.024 • Born: 08-05-1992 in Santo Domingo, Dominican Republic (Age: 27)

- **The Totals** – Hit .253 (114x451) with 63 runs, 20 doubles, 1 triple, 21 home runs, 69 RBI, 2 HBP, 50 walks, 8 stolen bases, a .329 on-base percentage and a .441 slugging percentage (.770 OPS) in 121 games with the Mariners.
- **Multi-Hit Madness** – Ranked 2nd on the club with 30 multi-hit games (Omar Narváez, 31), despite missing 24 games while on the Injured List.
- **Hurting** – Left the game on July 23 vs. Texas with right elbow soreness...missed the next 3 games before returning to the lineup as the designated hitter on July 27 vs. Detroit...appeared exclusively at designated hitter or pinch-hitter for the remainder of the season.
- **Winner** – Became the first player in the Majors to record the game-winning RBI in each of his club's first 3 games of a season since the Angels Vladimir Guerrero in 2007... totaled 9 RBI through the first 3 games of the season, setting a new club record (previous: 7, 6x, last: Robinson Canó, 2016).
- **What a Start** – Tied the club record with 30 RBI in March/April...equals the 30 RBI in March/April by Ken Griffey Jr. in 1997.
- **Second Half Struggle** – Following the All-Star Break, hit .128 (12x94) with 13 walks and 48 strikeouts in 31 games...his .128 average was 2nd-lowest among qualifying batters in the second half (Jake Rogers-DET, .125/14x12).
- **On the Shelf** – Placed on the 10-day Injured List with right elbow inflammation on August 20...reinstated from the IL on September 17.
- **Swing and a Miss** – His 164 strikeouts were 5th-most in the American League and T5th-most in single-season club history (also: Nelson Cruz, 2015).
- **Slam** – Hit a go-ahead grand slam in the 3rd inning on Opening Day, March 20 at Oakland in Japan...became the 2nd Mariners player to hit a grand slam on Opening Day, joining Jim Presley on April 8, 1986 vs. the Angels...became the 5th Mariner with at least 4 RBI on Opening Day, joining Jim Maler (5 RBI, 4/6/82 at MIN), Presley (6 RBI, 4/8/86 vs. CAL), Richie Sexson (5 RBI, 4/4/05 vs. MIN) and Casey Kotchman (4 RBI, 4/5/10 at OAK).
- **Drive Them In** – Matched his career-high with 5 RBI on June 19 vs. Kansas City (also: 5/19/15 vs. CIN w/MIL)...led the club with 4 games of 4+ RBI.
- **2 Outs, So What** – With 2 outs, hit .277 (43x155) with 8 doubles, 10 home runs, 22 walks and a .893 OPS (.371 OBP / .523 SLG).
- **Multi-Homer** – Had 3 multi-home run games this year: May 25 at Oakland, June 7 at Los Angeles-AL and June 19 vs. Kansas City.
- **Streaker** – Tied his career-high with a 9-game hitting streak, June 17 – 26, batting .353 (12x34) with 8 runs, 4 doubles, 4 home runs, 11 RBI and 7 walks during that span...also had three 8-game hitting streaks this season: April 5-12, June 4-12 and June 29 – July 7.
- **RBI Machine** – Recorded an RBI in 6 consecutive games from June 19-25, setting a new career-high (previous: 5, 9/3-8/15 w/Milwaukee).

2019 Splits	AVG	G	AB	R	H	2B	3B	HR	RBI	BB	IBB	SO	HBP	SB	CS	OBP	SLG	OPS
Total	.253	121	451	63	114	20	1	21	69	50	1	164	2	8	3	.329	.441	.770
vs. Left	.238	-	122	-	29	5	0	8	19	20	1	48	0	2	2	.345	.475	.820
vs. Right	.258	-	329	-	85	15	1	13	50	30	0	116	2	6	1	.322	.429	.751
Home	.268	61	220	31	59	10	0	9	35	28	1	80	2	5	1	.356	.436	.792
Away	.238	60	231	32	55	10	1	12	34	22	0	84	0	3	2	.302	.446	.748
Day	.259	43	162	24	42	7	0	9	25	15	0	55	0	1	0	.322	.469	.791
Night	.249	78	289	39	72	13	1	12	44	35	1	109	2	7	3	.332	.426	.758
RISP	.288	-	118	-	34	11	0	3	49	14	1	41	0	3	0	.358	.458	.816
Bases Loaded	.375	-	8	-	3	2	0	1	10	1	0	1	0	0	0	.444	1.000	1.444
Pre-All Star	.286	90	357	52	102	19	1	18	63	37	1	116	2	6	3	.354	.496	.850
Post-All Star	.128	31	94	11	12	1	0	3	6	13	0	48	0	2	0	.234	.234	.468
March	.308	6	26	5	8	2	0	3	10	5	0	8	0	2	0	.419	.731	1.150
April	.288	25	104	11	30	5	0	3	20	9	0	30	0	2	0	.342	.423	.765
May	.237	25	93	11	22	6	1	4	12	6	0	34	2	1	1	.297	.452	.749
June	.295	28	112	21	33	5	0	8	20	15	0	38	0	0	2	.375	.554	.929
July	.243	20	74	12	18	2	0	3	5	7	1	29	0	2	0	.309	.392	.701
August	.063	11	32	3	2	0	0	0	2	7	0	20	0	1	0	.231	.063	.293
September	.100	6	10	0	1	0	0	0	0	1	0	5	0	0	0	.182	.100	.282

HITTER NOTES



#15 - KYLE SEAGER, INF

B/T: L/R • Ht: 6-0 • Wt: 216 • Service: 8.085 • Born: 11-03-1987 in Charlotte, NC (Age: 31, turns 32 on Nov. 3)

- **Totals** – Hit .239 (94x393) with 55 runs, 19 doubles, 1 triple, 23 home runs, 63 RBI, 4 HBP., 44 walks and a .468 slugging percentage in 106 games with the Mariners.
- **Seeing 20/20** – Recorded his 8th consecutive season of at least 20 home runs, becoming the 4th Mariner in club history with 8-or-more seasons of 20-plus homers...joins Hall of Famer Ken Griffey Jr. (9), Hall of Famer Edgar Martinez (8) and Jay Buhner (8)...is the only player in club history with at least 20 home runs in 8 consecutive seasons...since 2012, is 1 of 4 players in the Majors with 8 seasons of at least 20 home runs, joining Nelson Cruz, Edwin Encarnación and Mike Trout.
- **True Value** – After making his season debut on May 25, ranked 21st in the American League with 2.9 WAR (*Fangraphs*).
- **Three's Company** – On August 13 at Detroit, became the 11th Mariner (done 13x) in club history to hit 3 home runs in a game (last: José López, 9/22/10 at TOR)...was the first Mariners lefty to do so since Ken Griffey Jr. (4/25/97 at TOR)...also equaled his career-high with 6 RBI (also: 5/26/15 at TB).
- **Picking Up the Pace** – From July 22 – September 5, hit safely in 35 of 39 games, batting .331 (48x145) with 27 runs, 10 doubles, 1 triple, 15 home runs, 38 RBI, 2 HBP, 18 walks, a .412 on-base percentage and a .724 slugging percentage (1.136 OPS)...during this span, raised his average from .186 to .252.
- **Hit Parade** – Had a pair of hitting streaks of at least 10 games: August 4-20 (14 G, .365/19x52) and July 22 – August 2 (10 G, .389/14x36)...his 14-game hitting streak was the longest by a Mariner this season and tied for 3rd-longest in his career (also: 6/28 – 7/15/16).
- **Heating Up in August** – Hit .323 (30x93) with 16 runs, 8 doubles, 9 home runs, 25 RBI, 14 walks, a .417 on-base percentage and a .699 slugging percentage (1.116 OPS) in 26 games in the month of August...among American League leaders for August, ranked T4th in home runs, 7th in RBI, 7th in slugging, 7th in OPS, T7th in extra-base hits, 14th in on-base percentage and 19th in batting.
- **Multi-Homer Madness** – Had 2 multi-homer games this season (8/13 at DET – 3 and 9/5 at HOU – 2), bringing his career total to 10...is 1 of 6 players in club history to have 10-or-more multi-homer games: Ken Griffey Jr. (40), Edgar Martinez (22), Jay Buhner (22), Alex Rodriguez (15) and Nelson Cruz (14).
- **Gamer** – Ranks 5th all-time in club history with 1,261 games played...began the season ranked T7th, but surpassed Harold Reynolds (1,155) on May 25 at Oakland, Alvin Davis (1,166) on June 5 vs. Houston and Dan Wilson (1,251) on September 19 at Pittsburgh.
- **Hit Parade** – Ranks 5th all-time in club history with 1,218 hits...began the season ranked 6th, but surpassed Alvin Davis (1,163) on July 28 vs. Detroit.
- **Homer Happy** – Ranks 4th all-time in club history with 198 home runs...began the season ranked 5th, but surpassed Alex Rodriguez (189) on August 17 at Toronto.
- **RBI Machine** – Ranks 5th all-time in club history with 666 RBI...began the season ranked 7th, but surpassed Raúl Ibañez (612) on June 16 at Oakland and Ichiro Suzuki (633) on August 13 at Detroit.
- **Extra, Extra!** – Ranks 4th all-time in club history with 479 extra-base hits...began the season ranked 5th, but surpassed Ichiro Suzuki (473) on September 5 at Houston.
- **Running Man** – Ranks 6th all-time in club history with 597 runs scored...began the season ranked 8th, but surpassed Harold Reynolds (543) on May 27 vs. Texas and Alvin Davis (563) on July 24 vs. Texas.
- **Locked In** – Had 8 extra-base hits (2 2B, 6 HR) and 14 RBI while batting .375 (12x32) over an 8-game span, August 13-20.
- **Bookends** – Became the first Mariner in club history to homer in the 1st inning and in extra innings in the same game on September 5 at Houston... homered in the 1st inning off Wade Miley and in the 12th inning of Josh James.
- **Two Outs, So What** – Led the club with 11 2-out home runs.
- **Clean Up on Aisle 4** – Made 32 starts batting cleanup in the batting order, 2nd-most in his career (40, 2014)
- **Winner** – Had a game-winning 2-run double in the 8th inning on June 16 at Oakland, snapping an 0-for-11 skid at the plate.
- **Ouch** – Placed on the 10-day IL for the first time in his career with a left third-digit extensor hood tear on March 18... transferred to the 60-day IL on March 30...appeared in 9 games on a rehab assignment with Triple-A Tacoma, where he hit .256 (10x39) with 2 doubles and 7 RBI.
- **Welcome Back** – Reinstated from the 60-day IL and returned from rehab assignment at Triple-A Tacoma on May 25 at Oakland... went 2-for-4 with 1 run and 1 double in his first game back.
- **Milestone** – Recorded his 250th career double on May 25 at Oakland.

MOST HOME RUNS IN MARINERS CLUB HISTORY

Rk.	Player	HR
1.	Ken Griffey Jr. (HOF).....	417
2.	Edgar Martinez (HOF).....	309
3.	Jay Buhner	307
4.	Kyle Seager	198
5.	Alex Rodriguez	189

MOST HITS IN MARINERS CLUB HISTORY

Rk.	Player	H
1.	Ichiro Suzuki	2,542
2.	Edgar Martinez (HOF).....	2,247
3.	Ken Griffey Jr. (HOF).....	1,843
4.	Jay Buhner	1,255
5.	Kyle Seager	1,218

MOST RBI IN MARINERS CLUB HISTORY

Rk.	Player	RBI
1.	Edgar Martinez (HOF).....	1,261
2.	Ken Griffey Jr. (HOF).....	1,216
3.	Jay Buhner	951
4.	Alvin Davis	667
5.	Kyle Seager	666

2019 Splits	AVG	G	AB	R	H	2B	3B	HR	RBI	BB	IBB	SO	HBP	SB	CS	OBP	SLG	OPS
Total	.239	106	393	55	94	19	1	23	63	44	0	86	4	2	2	.321	.468	.789
vs. Left	.285	-	130	-	37	6	0	11	25	14	0	27	2	0	1	.361	.585	.945
vs. Right	.217	-	263	-	57	13	1	12	38	30	0	59	2	2	1	.301	.411	.711
Home	.228	57	206	26	47	12	0	10	29	24	0	44	0	1	1	.307	.432	.739
Away	.251	49	187	29	47	7	1	13	34	20	0	42	4	1	1	.335	.508	.843
Day	.252	37	139	19	35	9	0	9	25	8	0	29	1	1	1	.297	.511	.808
Night	.232	69	254	36	59	10	1	14	38	36	0	57	3	1	1	.332	.445	.777
RISP	.250	-	80	-	20	5	1	4	35	16	0	18	2	0	1	.380	.488	.868
Bases Loaded	.333	-	3	-	1	1	0	0	5	2	0	0	0	0	0	.500	.667	1.167
Pre-All Star	.203	38	143	17	29	6	0	6	18	17	0	35	1	1	0	.288	.371	.659
Post-All Star	.260	68	250	38	65	13	1	17	45	27	0	51	3	1	2	.339	.524	.863
May	.214	7	28	3	6	1	0	0	1	1	0	6	1	0	0	.267	.250	.517
June	.219	25	96	13	21	4	0	5	14	16	0	26	0	1	0	.327	.417	.744
July	.220	23	82	11	18	4	1	4	10	2	0	16	1	0	1	.244	.439	.683
August	.323	26	93	16	30	8	0	9	25	14	0	19	1	1	0	.417	.699	1.116
September	.202	25	94	12	19	2	0	5	13	11	0	19	1	0	1	.292	.383	.675



HITTER NOTES

#0 - MALLEX SMITH, OF

B/T: L/R • Ht: 5-10 • Wt: 180 • Service: 3.125 • Born: 05-06-1993 in Tallahassee, FL (Age: 26)

- **The Totals** – Hit .227 (116x510) with 70 runs, 19 doubles, 9 triples, 6 home runs, 37 RBI, 11 HBP and 46 stolen bases in 134 games with the Mariners.
- **League Leader** – Led the Major Leagues with 46 stolen bases...joins Ichiro Suzuki (56, 2001) as the only Mariners to led the Majors in steals.
- **Mr. Steal-A-Base** – His 46 stolen bases were tied for 5th-most in single-season club history (also: Julio Cruz, 1982, and Alex Rodriguez, 1998)...trails only Harold Reynolds (60, 1987), Cruz (59, 1978), Ichiro Suzuki (56, 2001) and Cruz (49, 1979).
- **Stolen Base Notes** – Was a perfect 7-for-7 when stealing 3rd base...led the Majors with 19 steals off left-handers...swiped a bag against 36 different pitchers this season, including multiple steals off 9 pitchers.
- **He Messes With Texas** – Recorded 10 stolen bases against Texas, becoming the 3rd Mariner in with 10 steals against a single opponent single-season club history...joins Harold Reynolds (10 SB vs. the Twins, 1988) and Ichiro Suzuki (10 SB vs. the Angels, 2010) in accomplishing this feat.
- **Did We Mention That He Messes With Texas?** – Recorded 22 hits against Texas, tied for 4th-most vs. the Rangers in the Majors this season (also: David Fletcher), trailing only Marcus Semien (31), Yuli Gurriel (25) and George Springer (24)...overall, hit .324 (22x68) with 12 runs, 1 double, 2 triples, 9 RBI, 5 walks and 10 stolen bases in 18 games against Texas.
- **Above Average** – Ranked 8th in the Majors with 10 Outs Above Average (*Statcast*) this season...trailed only Victor Robles-WAS (21), Kevin Kiermaier-TB (17), Lorenzo Cain-MIL (14), Harrison Bader-STL (13), Byron Buxton-MIN (12), Delino DeShields-TEX (12) and Manuel Margo-SD (11)...“Outs Above Average is the cumulative effect of all individual Catch Probability plays a fielder has been credited or debited with...accounts for the number of plays made and the difficulty of them.”
- **Heating Up** – From May 27 – June 26, hit safely in 25 of 29 games, batting .307 (39x127) with 24 runs, 10 doubles, 2 triples, 3 home runs, 17 RBI, 3 HBP, 10 walks, 13 stolen bases, a .371 on-base percentage and a .488 slugging percentage (.860 OPS)...during this span, raised his average from .164 to .237.
- **Keeping It 100** – Recorded his 100th career stolen base on July 30 at Texas.
- **Load 'Em Up** – Went 7-for-12 (.583) with 10 RBI with the bases loaded...his .583 batting average with the bases loaded was 4th-best in the Majors, trailing only DJ LeMahieu-NYY (.667/10x15), Gio Urshela-NYY (.625/5x8) and Wilson Ramos (.611/11x18).
- **Flat-Out Fast** – Recorded a career-high 4 stolen bases, including a steal of home, on May 27 vs. Texas...in the 8th inning, drew a walk and stole 2nd base, 3rd base and home, becoming the first Mariner to steal home since Dustin Ackley (5/20/12 at COL)...equaled the club record for stolen bases in a game with 4, becoming the 7th Mariner to accomplish this feat (done 8x, last: Jean Segura, 5/15/2018 vs. TEX).
- **In a Leading Role** – Hit his first career leadoff home run off Nathan Eovaldi on March 29 vs. Boston.
- **Lucky 13** – Hit safely in a career-best 13 consecutive games, June 1-14, batting .300 (18x60) with 9 runs, 4 doubles, 2 home runs, 7 RBI, 3 walks and 4 stolen bases...marks the 2nd-longest hitting streak by a Mariner this season (Kyle Seager, 14, 8/4-20).
- **Hot and Cold** – Hit safely in each of his first 5 games (.286/6x21) before going 10-for-76 (.132) in his next 22 games to lower his season average to .165 on April 29.
- **Tacoma Time** – Optioned to Triple-A Tacoma on April 30...appeared in 10 games with the Rainiers, batting .333 (15x45) with 8 runs, 3 doubles, 1 home run, 6 RBI, 3 walks and 7 stolen bases.
- **Return** – Recalled from Triple-A Tacoma on May 16 and homered in first at-bat that night against Minnesota.

2019 MAJOR LEAGUE STOLEN BASE LEADERS

Rk.	Player	SB
1.	Mallex Smith-SEA	46
2.	Adalberto Mondesi-KC	43
3.	Jonathan Villar-BAL	40
4.	Ronald Acuna Jr.-ATL	37
5.	Trea Turner-WAS	35

MOST STOLEN BASES IN SINGLE-SEASON CLUB HISTORY

Rk.	Player (Year)	SB
1.	Harold Reynolds (1987)	60
2.	Julio Cruz (1978)	59
3.	Ichiro Suzuki (2001)	56
4.	Julio Cruz (1979)	49
5.	Mallex Smith (2019)	46
	Julio Cruz (1982)	46
	Alex Rodriguez (1998)	46

2019 MAJOR LEAGUE TRIPLES LEADERS

Rk.	Player	3B
1.	Hunter Dozier-KC	10
	Eduardo Escobar-ARI	10
	Whit Merrifield-KC	10
	Adalberto Mondesi-KC	10
5.	Mallex Smith-SEA	9
	Ketel Marte-ARI	9

2019 Splits	AVG	G	AB	R	H	2B	3B	HR	RBI	BB	IBB	SO	HBP	SB	CS	OBP	SLG	OPS
Total	.227	134	510	70	116	19	9	6	37	42	0	141	11	46	9	.300	.335	.635
vs. Left	.264	-	148	-	39	5	2	1	8	14	0	37	3	19	5	.339	.345	.684
vs. Right	.213	-	362	-	77	14	7	5	29	28	0	104	8	27	4	.283	.331	.615
Home	.253	73	269	40	68	11	3	4	24	25	0	69	5	25	7	.327	.361	.687
Away	.199	61	241	30	48	8	6	2	13	17	0	72	6	21	2	.269	.307	.576
Day	.236	46	178	22	42	7	5	1	14	11	0	57	4	8	5	.295	.348	.644
Night	.223	88	332	48	74	12	4	5	23	31	0	84	7	38	4	.302	.328	.630
RISP	.214	-	112	-	24	3	1	0	26	8	0	35	2	10	0	.276	.259	.535
Bases Loaded	.583	-	12	-	7	0	0	0	10	0	0	3	0	0	0	.583	.583	1.167
Pre-All Star	.238	73	290	43	69	13	4	5	23	23	0	76	5	23	4	.304	.362	.666
Post-All Star	.214	61	220	27	47	6	5	1	14	19	0	65	6	23	5	.294	.300	.594
March	.231	3	13	3	3	0	1	1	3	1	0	4	0	1	0	.267	.615	.882
April	.155	24	84	12	13	1	1	0	2	10	0	29	1	7	1	.253	.190	.443
May	.250	12	44	5	11	1	1	1	6	4	0	12	0	6	0	.313	.386	.699
June	.274	28	124	21	34	10	1	3	12	7	0	28	4	7	1	.333	.444	.777
July	.253	23	95	8	24	3	2	0	5	6	0	26	2	8	5	.311	.326	.637
August	.258	24	89	13	23	4	3	1	7	9	0	25	1	10	1	.333	.404	.738
September	.131	20	61	8	8	0	0	0	2	5	0	17	3	7	1	.232	.131	.363

HITTER NOTES



#20 - DANIEL VOGELBACH, DH/INF

B/T: L/R • Ht: 6-0 • Wt: 263 • Service: 1.138 • Born: 12-17-1992 in Orlando, FL (Age: 26, turns 27 on Dec. 17)

- **The Totals** – Hit .208 (96x462) with 73 runs, 17 doubles, 30 home runs, 76 RBI, 2 HBP, 92 walks, a .341 on-base percentage and a .439 slugging percentage in 144 games with the Mariners.
- **Leader** – Ranked 5th in the American League with 92 walks.
- **Walking Man** – Became the 7th Mariner (done 21x) in club history to draw at least 90 walks and the first since Edgar Martinez in 2003 (92)...became the 4th Mariners left-handed batter (done 10x) in club history to draw at least 90 walks and first since John Olerud in 2002 (98).
- **Power and Patience** – Became the 5th Mariner (done 6x) in club history to record at least 30 home runs and 90 walks in a season: Ken Griffey Jr. (2x, 1993 and 1999), Jay Buhner (1997), Edgar Martinez (2000) and Alex Rodriguez (2000)...along with Griffey, is 1 of 2 left-handed batters in club history to accomplish this feat.
- **Control the Zone** – Ranked 2nd in the Major Leagues, averaging 4.53 pitches-per-plate-appearance...trailed only Rhys Hoskins-PHI (4.56), while ranking ahead of Max Muncy-LAD (4.38), Brett Gardner-NYY (4.32) and Yasmani Grandal-MIL (4.32)...since 1988, his 4.53 Pitches/PA rate is the top mark in single-season club history, ranking ahead of Hall of Famer Edgar Martinez in 1999 (4.33), Martinez in 1996 (4.32), Martinez in 2003 (4.32) and Alex Rodriguez in 2000 (4.26).
- **2nd-Half Swoon** – Following the All-Star Break, hit .162 (30x185) with 31 walks and 70 strikeouts in 59 games.
- **Walk the Walk** – Tied for the Major League lead (also: Mookie Betts-BOS) with 23 walks in the month of June...his 23 walks are 3rd-most in the month of June in Mariners club history, behind only Edgar Martinez in 1995 (28) and Martinez in 1996 (26).
- **Multi-Homer Madness** – Had 3 multi-homer games this season: April 7 at Chicago-AL, July 19 vs. Los Angeles-AL and July 24 vs. Texas.
- **Hey Now** – Named to his first career American League All-Star Team...went 0-for-1 at the All-Star Game in Cleveland.
- **Gamer** – Led the Mariners in games played with 144...marked only the second full season in club history in which the Mariners did not have a player appear in at least 150 games (also: 1983, most games: Pat Putnam, 144).
- **Whiff** – His 149 strikeouts were 15th-most in the American League.
- **Gone** – Homered in at least back-to-back games 4 times: April 2-8 (4 G, 5 HR), May 13-16 (3 G, 3 HR), April 19-20 (2 G, 2 HR) and May 19-20 (2 G, 2 HR).
- **Shot Heard Round the Sound** – Hit a mammoth 2-run home run into the 3rd deck in right field off Jose Leclerc in the 7th inning on May 27 vs. Texas...is believed to be only the 3rd player in T-Mobile Park history (1999-c) to hit an upper deck home run to right field during a game (also: Mo Vaughn, 9/24/99 off Gil Meche and Carlos Delgado, 8/7/01 off Arthur Rhodes).
- **Hit It Here** – Rattled the windows of the Hit It Here Café with his 18th home run of the season on June 19 vs. Kansas City.
- **Big Day** – Tallied his first career multi-home run game and recorded a career-high 6 RBI on April 7 at Chicago-AL.
- **Hit Parade** – Recorded a career-high 4 hits, including a home run, on June 12 vs. Minnesota...also drew a walk to reach base 5 times.
- **Tossed** – Ejected for the first time in his career on August 6 vs. San Diego after arguing balls and strikes with home plate umpire Mark Wegner.
- **Homer Notes** – Hit 11 game-tying or go-ahead home runs, including 4 in the 7th inning and later: his first home run of the season was a game-winner on April 2 vs. Los Angeles-AL, a solo shot to center field to break a 1-1 tie in the 8th inning...his go-ahead solo home run in the 12th inning on April 12 at Kanas City was the game-winner...belted a game-tying, 3 run home run in the 8th inning on May 13 vs. Oakland...connected for a game-tying solo homer off Ryan Pressly in the 7th inning on June 29 at Houston.
- **Efficient** – Belted 14 home runs in his first 126 at-bats (9.00 AB/HR)...his 14 home runs were tied for 3rd-most by a Mariner in their first 126 at-bats of a season (also: Ken Phelps, 1987), trailing only Nelson Cruz (15, 2015) and Ken Griffey Jr. (15, 1997).

2019 Splits	AVG	G	AB	R	H	2B	3B	HR	RBI	BB	IBB	SO	HBP	SB	CS	OBP	SLG	OPS
Total	.208	144	462	73	96	17	0	30	76	92	2	149	2	0	0	.341	.439	.780
vs. Left	.161	-	124	-	20	4	0	5	17	20	0	40	2	0	0	.288	.315	.602
vs. Right	.225	-	338	-	76	13	0	25	59	72	2	109	0	0	0	.359	.485	.844
Home	.202	70	218	26	44	9	0	12	40	39	0	81	1	0	0	.324	.408	.733
Away	.213	74	244	47	52	8	0	18	36	53	2	68	1	0	0	.355	.467	.822
Day	.212	50	165	27	35	7	0	12	27	33	1	56	1	0	0	.345	.473	.818
Night	.205	94	297	46	61	10	0	18	49	59	1	93	1	0	0	.338	.421	.759
RISP	.210	-	119	-	25	6	0	7	47	24	2	42	0	0	0	.338	.437	.775
Bases Loaded	.214	-	14	-	3	3	0	0	10	1	0	5	0	0	0	.267	.429	.695
Pre-All Star	.238	85	277	49	66	11	0	21	51	61	1	79	1	0	0	.375	.505	.881
Post-All Star	.162	59	185	24	30	6	0	9	25	31	1	70	1	0	0	.286	.341	.626
March	.000	3	4	1	0	0	0	0	0	2	0	3	1	0	0	.429	.000	.429
April	.328	22	67	14	22	6	0	8	16	18	0	17	0	0	0	.465	.776	1.241
May	.187	26	91	17	17	1	0	7	16	13	0	25	0	0	0	.288	.429	.717
June	.250	28	96	15	24	4	0	5	16	23	1	26	0	0	0	.392	.448	.840
July	.197	21	71	11	14	3	0	5	16	10	0	27	1	0	0	.305	.451	.756
August	.130	23	77	9	10	2	0	3	6	13	1	27	0	0	0	.256	.273	.528
September	.161	21	56	6	9	1	0	2	6	13	0	24	0	0	0	.319	.286	.605

#31 - DONNIE WALTON, INF

B/T: L/R • Ht: 5-10 • Wt: 175 • Service: 0.020 • Born: 05-25-1994 in Dallas, TX (Age: 25)

- **The Totals** – In 7 games with the Mariners, went 3-for-16 (.188) with 2 runs, 2 RBI and 3 walks.
- **Debut** – Made his Major League debut as a defensive replacement at shortstop in the 9th inning of a 4-3 Mariners win on September 10 vs. Cincinnati...became the 65th player used by the Mariners, breaking the single-season Major League record (previous: 64, 2014 Texas Rangers).
- **First Hit** – Recorded his first career hit – a single off Tyler Mahle – in the bottom of the 2nd inning on September 12 vs. Cleveland.
- **Call-Up** – Selected from Double-A Arkansas on September 10.
- **Golden** – Earned the Rawlings Minor League Gold Glove Award at shortstop.
- **Minor Totals** – In 124 games with AA Arkansas, hit .300 (144x480) with 72 runs, 22 doubles, 3 triples, 11 home runs, 50 RBI, 63 walks and 10 steals.
- **Leader** – Among Texas League leaders, ranked 2nd in hits, 2nd in on-base percentage (.390), T2nd in walks, T4th in batting and 5th in OPS (.817).
- **All-Star** – Was named a Mid-Season Texas League All-Star.

2019 Splits	AVG	G	AB	R	H	2B	3B	HR	RBI	BB	IBB	SO	HBP	SB	CS	OBP	SLG	OPS
Total	.188	7	16	2	3	0	0	0	2	3	0	5	0	0	1	.316	.188	.503
vs. Left	.000	-	1	-	0	0	0	0	0	1	0	0	0	0	0	.500	.000	.500
vs. Right	.200	-	15	-	3	0	0	0	2	2	0	5	0	0	1	.294	.200	.494
Home	.167	6	12	1	2	0	0	0	1	2	0	4	0	0	1	.286	.167	.452
Away	.250	1	4	1	1	0	0	0	1	1	0	1	0	0	0	.400	.250	.650
Day	.250	3	8	2	2	0	0	0	2	2	0	2	0	0	0	.400	.250	.650
Night	.125	4	8	0	1	0	0	0	0	1	0	3	0	0	1	.222	.125	.347
RISP	.200	-	5	-	1	0	0	0	2	0	0	1	0	0	0	.200	.200	.400
Bases Loaded	1.000	-	1	-	1	0	0	0	1	0	0	0	0	0	0	1.000	1.000	2.000
Post-All Star	.188	7	16	2	3	0	0	0	2	3	0	5	0	0	1	.316	.188	.503
September	.188	7	16	2	3	0	0	0	2	3	0	5	0	0	1	.316	.188	.503



HITTER NOTES

Additional Players to Appear in 2019:

TIM BECKHAM, INF (#1)

- **The Totals** – Hit .237 (72x304) with 39 runs, 21 doubles, 1 triple, 15 home runs and 47 RBI in 88 games with the Mariners.
- **Restricted List** – Placed on the restricted list by Major League Baseball for 80 games on Aug. 6.
- **Homer Happy** - Became the 6th player in Mariners history to tally at least 3 home runs in the club's first 3 games of a season, joining Gorman Thomas (1985), Ken Griffey Jr. (1997), David Segui (1998), Mike Morse (2013) and Robinson Cano (4 HR, 2016).
- **Two is Better Than One** - Recorded his 4th career multi-home run game on March 28 vs. Boston... he became the 5th player to hit 2 home runs off Chris Sale (last: Josh Donaldson, 9/26/2017 at BOS w/TOR).
- **Player of the Week** - Named American League Player of the Week on April 1, the 2nd such honor of his career (also: July 30 - August 5, 2017)... hit .435 (10x23) with 8 runs, 2 doubles, 3 home runs, 6 RBI and 4 walks in the first 6 games of the season... posted a .519 on-base percentage and a .913 slugging mark (1.432 OPS) while recording 5 extra-base hits.
- **Clutch** - Blasted a pinch-hit, game-winning home run in the bottom of the 8th in a 5-4 Mariners victory over St. Louis on July 2... was his 3rd career pinch-hit home run and his first since April 16, 2015 at Toronto (w/TB).
- **Streking** - Hit safely in each of the team's first 7 games, batting .423 (11x26) with 8 runs, 3 doubles, 3 home runs, 8 RBI, 5 walks, a .516 on-base percentage, and a 1.401 OPS during that span.
- **Big Day** - Led the Mariners to a 9-2 victory over Chicago-AL on April 6... tallied 4 hits with 2 runs, 1 double, 1 home run, and 3 RBI... was his 5th career game with 4+ hits (5 hits on July 20, 2016 vs. COL w/TB).
- **Winner** - Belted a game-winning home run in the 9th inning on April 19 at Los Angeles-AL.
- **Utility Man** - Made starts at 5 different positions: shortstop (39), left field (12), third base (9), second base (8) and first base (4).
- **Salami** - Hit his 1st career grand slam and had a career-high 5 RBI on May 20 at Texas.

KEON BROXTON, OF (#4)

- **The Totals** - In 29 games with the Mariners, hit .115 (6x52) with 5 runs, 2 home runs, 5 RBI, 1 HBP, 8 walks and 2 stolen bases.
- **Claimed** – Claimed off waivers by Seattle from Baltimore on July 27.
- **Hello** – Hit safely in each of his first 2 games with Seattle, going 3-for-9 with 1 run scored, 1 home run, 2 RBI, and 1 stolen base.
- **Batting 8th** – The Mariners went 4-0 in games in which Broxton made a start batting 8th in the lineup.
- **Spot Guy** – Appeared in 6 games with the Mariners in September, but only recorded 4 plate appearances...entered the game as a pinch-hitter (1 G), pinch-runner (2 G) and defensive replacement (3 G).
- **Suspension** – Ejected for the first time in his career on August 26 vs. New York-AL after throwing equipment which contacted home plate umpire Manny Gonzalez...served a 1-game suspension on September 1.

JAY BRUCE, OF (#32)

- **The Totals** – Hit .212 (35x165) with 27 runs, 11 doubles, 14 home runs, 28 RBI, 16 walks and a .283 on-base percentage in 47 games with the Mariners.
- **Threepeat** – Had 3 separate streaks of 3 consecutive games with a home run (June 4-7, March 30 - April 1, and April 6-9)... the streaks were tied for the 5th longest in his career (best: 5 games, July 23-27, 2016)...marks the 2nd time he has held 3 streaks of at least 3 games with a home run in a single season (also: 2012).
- **Two Please** - Recorded 2 home runs on April 6 at Chicago-AL, leading the Mariners to a 9-2 victory.
- **Grand Salami** - Blasted his 8th career grand slam in the top of the 1st inning on May 5 at Cleveland, leading the Mariners to a 10-0 victory... is one of 3 grand slams by the Mariners this year (also: **Domingo Santana**, 3/20 at OAK and **Tim Beckham**, 5/20 at TEX).
- **Mr. 300** - Hit his 300th career home run on May 31, becoming only the 8th active Major League player with 300 doubles and 300 home runs in his career, joining Albert Pujols (646 2B, 642 HR), Miguel Cabrera (564 2B, 467 HR), Robinson Canó (547 2B, 314 HR), Curtis Granderson (337 2B, 338 HR), Edwin Encarnación (353 2B, 393 HR), Ryan Braun (379 2B, 331 HR) and Nelson Cruz (307 2B, 367 HR).
- **Bomb Barrage** - Tallied 7 home runs over an 8 game span from March 30 - April 9, batting .242 (8x33) with 10 runs, 8 hits, 1 double, 7 home runs, 3 walks and a 1.215 OPS during that span.
- **Trade** - Was acquired by Philadelphia in exchange for Jake Scheinder and cash considerations on June 2.

RYAN COURT, INF/OF (#12)

- **The Totals** – Hit .208 (5x24) with 1 run scored, 1 double, 1 home run, 5 RBI and 1 walk in 12 games with the Mariners.
- **On the Move** – Designated for assignment on September 10...outrighted to Triple-A Tacoma on September 11.
- **Debut** – Made his Major League debut on July 26 vs. Detroit...entered the game as a pinch hitter in the bottom of the 9th with runners on first and second and the score tied, 2-2...his lineout to the left-center field had an exit velocity of 107.1 mph.
- **Better Late Than Never** – Made his Major League debut at the age of 31 years, 59 days, becoming the 3rd-oldest position player to make his big league debut with the Mariners...only Dae-Ho Lee (33 years, 288 days, 4/4/16 at TEX) and Dan Rohrmeier (31 years, 341 days, 9/3/97 vs. SD) were older when debuting with the Mariners.
- **For Starters** – Made his first career start on July 27 vs. Detroit, going 2-for-5 with 1 double and 3 RBI in an 8-1 Mariners win.
- **Boom!** – Blasted his first career home run on August 9 at Tampa Bay off Emilio Pagan in the top of the 9th inning.
- **Welcome to the Show** – Selected from Triple-A Tacoma on July 26.
- **Tacoma Time** – Spent the majority of the season with Triple-A Tacoma, batting .258 (49x228) with 40 runs scored, 10 doubles, 2 triples, 11 home runs, 48 RBI, 2 stolen bases and 32 walks in 58 games with the Rainiers.
- **Signed** – Signed a minor league contract with Seattle on May 6.

HITTER NOTES



EDWIN ENCARNACIÓN, 1B/DH (#10)

- **The Totals** – Hit .241 (58x241) with 48 runs, 7 doubles, 21 home runs, 49 RBI, 4 HBP, 41 walks, a .356 on-base percentage and a .531 slugging percentage (.888 OPS) in 65 games with the Mariners this season.
- **On the Move** – Sent by the Mariners to the Yankees in exchange for minor leaguer Juan Then (rhp) on June 15.
- **Milestone** – Belted his 400th career home run on June 9 at Los Angeles-AL...became the 56th player in Major League history to hit 400 home runs, joining Albert Pujols (656), Miguel Cabrera (477) and Nelson Cruz (401) as the only active players to do so...became the first player to hit his 400th career home run as a Mariner.
- **20 / 20** – Is 1 of 4 players to have hit at least 20 home runs in each of the last 8 seasons since 2012, joining **Kyle Seager**, Nelson Cruz and Mike Trout.
- **In the Big Inning** – Homered twice in the 6th inning on April 8 at Kansas City...became first player to homer twice in an inning since Mark Trumbo (4/15/16 at TEX w/BAL, 7th inning)...became 3rd Mariner to homer twice in an inning, joining Bret Boone and Mike Cameron, who accomplished this feat in the same game, May 2, 2002 at the White Sox (10-run 1st inning)...marked the 2nd time in Encarnación's career to homer twice in a single inning (also: 7/26/13 vs. HOU w/TOR, 7th inning)...became the 5th player in Major League history to record two multi-home run innings in his career, joining Willie McCovey, Andre Dawson, Jeff King and Alex Rodriguez.
- **Utility Guy** – Made his first Major League appearance at 2nd base on May 9 at New York-AL.
- **Multitasking** – Recorded 3 multi-home run games with the Mariners (4/8 at KC, 6/1 vs. LAA and 6/9 at LAA), bringing his career total to 35 multi-homer games.
- **Double Double** – Recorded his 350th career double on May 17 vs. Minnesota, joining Albert Pujols and Miguel Cabrera as the only active players with at least 350 doubles and 350 home runs.

JAKE FRALEY, OF (#8)

- **The Totals** – Hit .150 (6x40) with 3 runs scored, 2 doubles, 1 RBI and 1 HBP in 12 games with the Mariners.
- **Debut** – Made his Major League debut on August 21 at Tampa Bay, going 0-for-3 with 1 run scored.
- **Hit Single** – Picked up his first Major League hit – a single off Trent Thornton – in the bottom of the 2nd inning on August 23 vs. Toronto.
- **Ouch** – Suffered a sprained right thumb on September 7 at Houston...shut down for the remainder of the season on September 11.
- **Minors** – Spent most of the season in the Mariners minor league system, batting .298 (114x382) with 68 runs scored, 27 doubles, 5 triples, 19 home runs, 80 RBI 30 walks and 22 stolen bases in 99 games between AAA Tacoma and AA Arkansas.
- **Moving On Up** – Promoted from Double-A Arkansas to Triple-A Tacoma on June 20.
- **All-Star** – Was named a Pre-Season and Post-Season Texas League All Star.
- **Player of the Month** – Received Texas League Player of the Month honors for the month of May... during May, he slashed .371/.440/.639 with 19 runs scored, 8 doubles, 6 home runs, 26 RBI, and 6 stolen bases in 26 games.
- **Player of the Week** – Was named Texas League Player of the Week for the week of May 7 – June 2, batting .440 (11x25) with 8 runs scored, 3 doubles, 3 home runs, 8 RBI and 2 stolen bases during that span.

DAVID FREITAS, C (#36)

- **The Totals** – Appeared in 1 game with the Mariners, March 28 vs. Boston, going 0-for-2 with 1 run scored, 1 RBI and 1 walk.
- **First Things First** – Named to his first career Opening Day roster...optioned to Triple-A Tacoma on March 29.
- **On the Move** – Sent by the Mariners to Milwaukee in exchange for minor leaguer Sal Biasi (rhp) on April 14.
- **Minor Details** – Prior to being traded to the Brewers, appeared in 6 games with Triple-A Tacoma, where he hit .278 (5x18) with 4 runs, 2 doubles, 5 RBI and 5 walks.

KRISTOPHER NEGRÓN, INF/OF (#45)

- **The Totals** – Hit .217 (5x23) with 3 runs, 1 RBI, 2 walks and 1 stolen base in 10 games with the Mariners.
- **Join the Club** – Selected from Triple-A Tacoma on July 16.
- **Minor Details** – In 82 games with Triple-A Tacoma, hit .310 (95x306) with 15 doubles, 4 triples, 12 home runs and 61 RBI with a .396 on-base percentage and a .503 slugging mark (.899 OPS).
- **On the Move** – Traded to Los Angeles-NL in exchange for minor league infielder Daniel Castro on July 28.

ICHIRO SUZUKI, OF (#51)

- **The Totals** – In 2 games with the Mariners, was 0-for-5 with 1 walk.
- **Retirement** – Announced his retirement from his active playing career following Game #2 of the MLB Japan Opening Series in Tokyo on March 21.
- **Hit After Hit** – At the time of his retirement, ranked 21st all-time in Major League history with 3,089 career hits...amassed 1,278 hits during 9 years in the NPB to bring his professional career total to 4,367 hits between MLB and Japan.

MAC WILLIAMSON, OF (#12)

- **The Totals** – Hit .182 (14x77) with 10 runs, 3 home runs, 10 RBI, 1 HBP and 9 walks in 25 games with the Mariners.
- **Return of the Mac** – Homered in his first plate appearance with the Mariners on June 5 vs. Houston (3-run HR)...became the 10th player in club history to homer in his first plate appearance as a Mariner, joining Skip Jutze (4/12/1977 vs. MIN), Gary Matthews (7/12/1987 vs. BOS), Alex Diaz (4/29/1995 vs. DET), Mark Whiten (8/16/1996 at NYY), Matt Mieske (4/7/1999 vs. CWS), Rickey Henderson (5/20/2000 vs. TB), Greg Dobbs (9/8/2004 vs. CLE), Richie Sexson (4/4/2005 vs. MIN) and Roberto Petagine (4/3/2006 vs. LAA)...among the 10 players to homer in their first plate appearance with the Mariners, Williamson is the 5th to do so as a pinch-hitter, joining Whiten, Miesek, Dobbs and Petagine...STATS LLC.
- **Happy Trails** – Designated for assignment by the Mariners on July 16...outrighted to Triple-A Tacoma on July 17...granted his release to pursue an opportunity to play in Korea on July 26.
- **They May Be Giants** – In 15 games with the San Francisco Giants, hit .118 (6x51) with 3 runs, 1 double, 1 home run, 7 RBI, 1 HBP, 5 walks and 2 stolen bases.
- **On the Go** – Designated for assignment by the Giants on May 25...declined a minor league assignment on June 1...signed with Seattle as a minor league free agent on June 5 and selected from Triple-A Tacoma the same day (6/5).
- **Minor Details** – Began the season with Triple-A Sacramento before being selected by the Giants on May 7...in 23 games with Sacramento, hit .378 (31x82) with 4 doubles, 9 home runs and 22 RBI...in 2 games with Triple-A Tacoma, was 2-for-8 with 1 double and 1 RBI.



PITCHER NOTES

TEAM PITCHING

	W	L	ERA	SV	SVO	G	CG	IP	H	R	ER	HR	BB	SO	AVG	OBP	SLG	OPS
Total	68	94	4.99	34	63	162	3	1439.1	1484	893	798	260	505	1239	.263	.326	.469	.795
Home	35	46	4.70	17	32	81	2	739.0	727	438	386	134	251	653	.254	.315	.450	.766
Away	33	48	5.29	17	31	81	1	700.1	757	455	412	126	254	586	.272	.337	.487	.825
Day	23	33	4.94	9	18	56	1	494.0	501	307	271	86	184	444	.260	.326	.464	.790
Night	45	61	5.02	25	45	106	2	945.1	983	586	527	174	321	795	.264	.326	.471	.797
Starter	36	56	5.21	0	0	162	3	745.0	851	486	431	142	216	573	.283	.334	.501	.836
Reliever	32	38	4.76	34	63	159	0	694.1	633	407	367	118	289	666	.239	.317	.431	.749
vs. NL	9	11	4.37	7	14	20	0	177.0	163	92	86	33	60	168	.244	.308	.454	.761
vs. AL	59	83	5.08	27	49	142	3	1262.1	1321	801	712	227	445	1071	.265	.329	.471	.799
Pre-All Star	39	55	5.15	20	38	94	1	836.2	892	550	479	155	304	719	.269	.333	.476	.809
Post-All Star	29	39	4.76	14	25	68	2	602.2	592	343	319	105	201	520	.253	.316	.458	.775
March	5	1	4.11	4	6	6	0	57.0	56	35	26	9	24	49	.246	.319	.417	.736
April	13	13	4.60	8	12	26	0	233.0	252	141	119	41	76	215	.270	.331	.471	.801
May	7	21	6.03	2	6	28	0	240.1	270	185	161	52	92	213	.281	.345	.508	.853
June	12	16	5.21	5	10	28	1	252.1	267	160	146	41	98	198	.269	.337	.467	.803
July	10	13	4.95	4	7	23	1	202.0	206	125	111	45	51	176	.261	.307	.489	.795
August	10	16	4.61	5	11	26	1	226.1	225	122	116	42	68	192	.255	.310	.468	.778
September	11	14	4.69	6	11	25	0	228.1	208	125	119	30	96	196	.241	.324	.420	.744

-- Here is a look at the Mariners pitchers in 2019 --

#63 - AUSTIN ADAMS, RHP

B/T: R/R • Ht: 6-3 • Wt: 220 • Service: 1.015 • Born: 05-05-1991 in Tampa, FL (Age: 28)

- **Seattle Totals** – Went 2-2 with 10 holds while posting a 3.77 ERA (13 ER, 31.0 IP) with 51 strikeouts and 14 walks in 29 appearances (2 starts) with the Mariners.
- **Ouch** – Is scheduled to undergo left ACL reconstruction surgery in Dallas, performed by Dr. Daniel Cooper, on October 15...sustained the injury on September 21 at Baltimore.
- **What a Relief** – In 27 relief appearances with the Mariners, pitched to a 3.07 ERA (10 ER, 29.1 IP) with 49 strikeouts and 12 walks...recorded at least 1 strikeout in 23 of 27 relief appearances as a Mariner, including 13 outings with multiple strikeouts.
- **Ring 'Em Up** – Averaged 15.03 strikeouts-per-9.0-innings as a reliever (49 K, 29.1 IP), 3rd-best among American League relievers this season (min. 100 BF)...trailing only Darwinzon Hernández-BOS (16.46) and Matt Barnes-BOS (15.39), while ranking ahead of Josh James-HOU (14.77) and Ken Giles-TOR (14.09).
- **Seattle Strikeout Rate** – In 27 relief appearances with the Mariners, averaged 15.03 strikeouts-per-9.0-innings (49 K, 29.1 IP), 3rd-best by a Mariners reliever in single-season club history (min. 100 BF)...trails only Edwin Díaz in 2016 (15.33) and Díaz in 2018 (15.22).
- **On the Shelf** – Placed on the 10-day Injured List with a right shoulder strain on July 6 (retroactive to July 4)...placed on a rehab assignment with Triple-A Tacoma on Aug. 22 and made 4 relief appearances during his stint with the Rainiers, tossing 4.0 scoreless innings while striking out 8 and walking 2...his rehab was transferred to Double-A Arkansas on Aug. 26, where he made 2 appearances for the Travelers and tossed 2.0 scoreless innings, striking out 5 and walking 2...reinstated from the IL on September 1...missed 45 games.
- **Return** – Recorded two scoreless outings (1.2 IP) in his first 2 appearances after being reinstated from the IL (9/1 at TEX and 9/5 at HOU)...allowed at least 1 run in each of his next 3 outings (3.2 IP), spanning September 7-13...bounced back to work 2.1 scoreless innings over his last 3 appearances.
- **For Openers** – Made 2 starts – including his first career start on June 6 vs. Houston – as an “opener”...on June 6 against the Astros, allowed 3 runs on 3 hits (1 home run) and 2 walks in 0.2 innings pitched...on June 9 at Los Angeles-AL, tossed a 1-2-3 bottom of the 1st, striking out Mike Trout and Shohei Ohtani.
- **The Other Washington** – Began the season in the Nationals organization...made 1 relief appearance for Washington, allowing 1 run in 1.0 inning of work on April 20 at Miami...designated for assignment by the Nationals on April 30.
- **Welcome to Seattle** – Acquired by the Mariners from the Nationals in exchange for minor leaguer Nick Wells (lhp) and cash considerations on May 4...was optioned to Triple-A Tacoma, where he made 2 relief appearances (2.1 IP) before being recalled by the Mariners on May 13.
- **Winner** – Earned his first career win on July 2 vs. St. Louis...struck out each of the 4 batters he faced (José Martínez, Paul DeJong, Paul Goldschmidt and Tyler O'Neill) in 1.1 scoreless innings.
- **Do the Splits** – Limited opposing left-handed batters to a .149 (7x47) average against while striking out 24 and walking only 5...limited opposing right-handed batters to a .200 (13x65) average against while striking out 29 and walking 11.
- **At Home on the Road** – Posted a 1.62 ERA (3 ER, 16.2 IP) in 16 appearances (1 start) on the road, compared to a 6.46 ERA (11 ER, 15.1 IP) in 14 games (1 start) at home.
- **Minor Details** – Made 8 relief appearances for Triple-A Fresno in the Nationals organization, posting a record of 0-1 with 1 save and a 2.70 ERA (3 ER, 10.0 IP) with 20 strikeouts and 3 walks.

STRIKEOUTS / 9.0 INNINGS BY MARINERS RELIEVERS MINIMUM: 100 BATTERS FACED

Rk.	Player (Year)	K/9.0 IP
1.	Edwin Díaz (2016).....	15.33
2.	Edwin Díaz (2018).....	15.22
3.	Austin Adams (2019).....	15.03
4.	Danny Farquhar (2013).....	12.77
5.	Oliver Pérez (2013).....	12.57

STRIKEOUTS / 9.0 INNINGS BY AL RELIEVERS IN 2019 MINIMUM: 100 BATTERS FACED

Rk.	Player	K/9.0 IP
1.	Darwinzon Hernández-BOS.....	16.46
2.	Matt Barnes-BOS.....	15.39
3.	Austin Adams-SEA.....	15.03
4.	Josh James-HOU.....	14.77
5.	Ken Giles-TOR.....	14.09

2019 Splits	W	L	ERA	SV	SVO	G	GS	CG	IP	H	R	ER	HR	BB	SO	AVG	OBP	SLG	OPS
Total	2	2	3.94	0	2	30	2	0	32.0	20	14	14	4	16	53	.179	.285	.330	.615
Home	2	1	6.46	0	1	14	1	0	15.1	11	11	11	4	7	28	.200	.290	.436	.727
Away	0	1	1.62	0	1	16	1	0	16.2	9	3	3	0	9	25	.158	.279	.228	.507
Day	1	0	3.12	0	0	8	2	0	8.2	7	3	3	1	4	17	.219	.306	.375	.681
Night	1	2	4.24	0	2	22	0	0	23.1	13	11	11	3	12	36	.163	.277	.313	.589
Starter	0	0	16.20	0	0	2	2	0	1.2	3	3	3	1	2	2	.429	.556	.857	1.413
Reliever	2	2	3.26	0	2	28	0	0	30.1	17	11	11	3	14	51	.162	.264	.295	.560
vs. NL	1	1	7.71	0	1	7	0	0	7.0	4	6	6	1	5	14	.160	.323	.280	.603
vs. AL	1	1	2.88	0	1	23	2	0	25.0	16	8	8	3	11	39	.184	.273	.345	.618
Pre-All Star	1	1	3.70	0	1	22	2	0	24.1	13	10	10	2	13	43	.155	.276	.262	.537
Post-All Star	1	1	4.70	0	1	8	0	0	7.2	7	4	4	2	3	10	.250	.313	.536	.848
April	0	0	9.00	0	0	1	0	0	1.0	0	1	1	0	2	2	.000	.500	.000	.500
May	0	0	3.24	0	0	7	0	0	8.1	4	3	3	1	4	14	.138	.242	.276	.518
June	0	0	2.08	0	1	12	2	0	13.0	7	3	3	1	6	22	.159	.260	.273	.533
July	1	1	13.50	0	0	2	0	0	2.0	2	3	3	0	1	5	.250	.333	.250	.583
September	1	1	4.70	0	1	8	0	0	7.2	7	4	4	2	3	10	.250	.313	.536	.848

PITCHER NOTES



#53 - DAN ALTAVILLA, RHP

B/T: R/R • Ht: 5-11 • Wt: 200 • Service: 2.063 • Born: 09-08-1992 in McKeesport, PA (Age: 27)

- **The Totals** – Went 2-1 with a 5.52 ERA (9 ER, 14.2 IP) with 12 walks and 18 strikeouts in 17 appearances with the Mariners this season.
- **Finish Strong** – Did not allow a run over his last 5 games (5.0 IP) of the season, allowing only 1 hit with no walks and 5 strikeouts during that span.
- **Winner** – Tossed a scoreless 8th inning and received his first win of the year on Sept. 10 vs. Cincinnati.
- **Ouch** – Placed on the 10-day Injured List with a right forearm strain on July 6...began a rehab assignment with Short-A Everett on August 11, where he made 1 appearance...transferred to Triple-A Tacoma on August 15, where he made 6 appearances...reinstated on September 1 after missing 45 games.
- **He's Back** – After returning from the IL on September 1, went 2-1 with 1 hold and a 3.00 ERA (3 ER, 9 IP) with 4 walks and 13 strikeouts in 10 games.
- **Minors** - Named to the Mariners Opening Day roster but optioned to AAA Tacoma on March 23 when Seattle's Major League roster was cut to 25 players... appeared in 29 games in the Mariners minor league system, posting a 4.31 ERA (15 ER, 31.1 IP) with 14 walks and 52 strikeouts, while splitting time between AAA Tacoma (14 G), AA Arkansas (14 G) and Short-A Everett (1 G).

2019 Splits	W	L	ERA	SV	SVO	G	GS	CG	IP	H	R	ER	HR	BB	SO	AVG	OBP	SLG	OPS
Total	2	1	5.52	0	2	17	0	0	14.2	9	9	9	1	12	18	.180	.333	.280	.613
Home	1	1	7.36	0	1	8	0	0	7.1	4	6	6	1	5	8	.167	.300	.375	.675
Away	1	0	3.68	0	1	9	0	0	7.1	5	3	3	0	7	10	.192	.364	.192	.556
Day	0	0	4.91	0	0	8	0	0	7.1	3	4	4	0	6	7	.136	.310	.136	.447
Night	2	1	6.14	0	2	9	0	0	7.1	6	5	5	1	6	11	.214	.353	.393	.746
vs. NL	1	1	6.23	0	1	5	0	0	4.1	3	3	3	1	2	6	.200	.294	.467	.761
vs. AL	1	0	5.23	0	1	12	0	0	10.1	6	6	6	0	10	12	.171	.348	.200	.548
Pre-All Star	0	0	9.53	0	1	7	0	0	5.2	5	6	6	0	8	5	.263	.464	.316	.780
Post-All Star	2	1	3.00	0	1	10	0	0	9.0	4	3	3	1	4	13	.129	.229	.258	.487
March	0	0	0.00	0	1	1	0	0	0.1	1	0	0	0	1	0	.500	.667	.500	1.167
May	0	0	81.00	0	0	1	0	0	0.1	1	3	3	0	4	0	.500	.833	.500	1.333
June	0	0	3.00	0	0	3	0	0	3.0	2	1	1	0	1	3	.250	.300	.250	.550
July	0	0	9.00	0	0	2	0	0	2.0	1	2	2	0	2	2	.143	.333	.286	.619
September	2	1	3.00	0	1	10	0	0	9.0	4	3	3	1	4	13	.129	.229	.258	.487

#52 - ANTHONY BASS, RHP

B/T: R/R • Ht: 6-2 • Wt: 200 • Service: 5.010 • Born: 11-01-1987 in Dearborn, MI (Age: 31, turns 32 on Nov. 1)

- **The Totals** – Went 2-4 with 5 saves (in 10 opportunities) and 6 holds while posting a 3.56 ERA (19 ER, 48.0 IP) in 44 relief appearances with the Mariners...struck out 43, walked 17 and allowed 5 home runs.
- **Workhorse** – Despite making his Mariners debut on May 22, tied for 2nd on the club with 44 appearances (also: Brandon Brennan and Roenis Elias)... trailed only Cory Gearrin (48).
- **No Runs for You** – Tossed 8.0 consecutive scoreless innings across 8 outings, spanning July 20 – Aug. 7...over this span, struck out 10, did not walk a batter and allowed only 4 hits while limiting opponents to a .148 (4x27) average against.
- **Righting the Ship** – Allowed 4 home runs in his first 15 games (18.2 IP), from May 22 – July 2...over his last 29 appearances (29.1 IP), gave up 1 home run.
- **It Had Been a While** – Earned the win on June 12 at Minnesota, his first Major League win in more than 5 years...his last win in the Big Leagues came on May 2, 2014 vs. Seattle (with Houston), a span of 1,866 days between Major League wins.
- **Long Time Coming** – Earned the save on May 31, 2019 vs. Los Angeles-AL, his first Major League save in more than 5 years...his previous save in the Big Leagues came on April 12, 2014 at Texas (with Houston), a span of 1,874 days between Major League saves.
- **Bitten by the Homer** – Allowed a trio of 2-run home runs: June 12 at Minnesota (Byron Buxton), June 17 vs. Kansas City (Jorge Soler) and July 2 vs. St. Louis (Yairo Muñoz)...excluding those 3 games, posted a 2.62 ERA (13 ER, 44.2 IP) in 41 games.
- **Reverse Splits** – Limited opposing left-handed batters to a .165 (13x79) average against, while opposing right-handers are batting .191 (17x89).
- **In the Daylight** – In 17 appearances during day games, had a 2.75 ERA (6 ER, 19.2 IP), compared to a 4.13 ERA (13 ER, 28.1 IP) in 27 games at night.
- **Join the Club** – Signed by the Mariners to a Major League contract on May 21.
- **Queen City** – Began the year in the Reds organization and made 19 relief appearances with Triple-A Louisville, going 1-1 with 9 saves and a 2.21 ERA (5 ER, 20.1 IP) while striking out 19 and walking 6.

2019 Splits	W	L	ERA	SV	SVO	G	GS	CG	IP	H	R	ER	HR	BB	SO	AVG	OBP	SLG	OPS
Total	2	4	3.56	5	10	44	0	0	48.0	30	20	19	5	17	43	.179	.257	.304	.560
Home	0	3	3.55	5	7	24	0	0	25.1	19	11	10	2	10	30	.207	.282	.315	.597
Away	2	1	3.57	0	3	20	0	0	22.2	11	9	9	3	7	13	.145	.226	.289	.516
Day	1	2	2.75	2	3	17	0	0	19.2	12	6	6	1	7	16	.185	.260	.262	.522
Night	1	2	4.13	3	7	27	0	0	28.1	18	14	13	4	10	27	.175	.254	.330	.584
vs. NL	0	0	4.05	3	4	7	0	0	6.2	4	3	3	1	1	4	.167	.200	.417	.617
vs. AL	2	4	3.48	2	6	37	0	0	41.1	26	17	16	4	16	39	.181	.265	.285	.550
Pre-All Star	1	2	4.12	1	5	16	0	0	19.2	15	9	9	4	8	12	.217	.295	.435	.730
Post-All Star	1	2	3.18	4	5	28	0	0	28.1	15	11	10	1	9	31	.152	.229	.212	.441
May	0	1	1.42	1	1	5	0	0	6.1	4	1	1	0	0	6	.182	.182	.273	.455
June	1	1	4.76	0	3	9	0	0	11.1	9	6	6	3	7	4	.231	.340	.462	.802
July	0	1	3.38	0	1	10	0	0	10.2	8	4	4	1	2	14	.200	.238	.300	.538
August	1	1	3.18	1	2	11	0	0	11.1	7	5	4	1	6	12	.179	.289	.282	.571
September	0	0	4.32	3	3	9	0	0	8.1	2	4	4	0	2	7	.071	.161	.143	.304

#65 - BRANDON BRENNAN, RHP

B/T: R/R • Ht: 6-4 • Wt: 220 • Service: 1.000 • Born: 07-26-1991 in Mission Viejo, CA (Age: 28)

- **The Totals** – Went 3-6 with 8 holds and a 4.56 ERA (24 ER, 47.1 IP) with 24 walks and 47 strikeouts in 44 games with the Mariners.
- **Finish Strong** – Did not allow a run over his last 5 appearances (4.0 IP) of the season, allowing only 1 hit with 3 walks and 3 strikeouts during that span.
- **Ouch** – Was placed on the 10-day Injured List on June 14 with a right shoulder strain...combined for 9 appearances on rehab assignments with AZL Mariners (1 GS) and Triple-A Tacoma (8 G)...reinstated from the IL on August 6, but made only 3 appearances before being placed on the IL again with right shoulder inflammation on August 15...made 1 appearances on a rehab assignment with Tacoma...reinstated from the IL on September 1.
- **Welcome Back** – After being activated from the IL on September 1, went 1-0 with 2 holds and a 1.59 ERA (2 ER, 11.1 IP) in 11 appearances.
- **Gamer** – Missed 59 games on the Injured List, but tied for 2nd on the club with 44 appearances (also: Anthony Bass & Roenis Elias)...trailed Cory Gearrin (48).
- **Hot Start** – Tossed 10.2 scoreless innings in his first 8 games of the year...allowed only 5 hits and 2 walks during that span, while striking out 11.
- **6 Down** - Retired all 6 batters he faced a the 7-4 Mariners win on May 19 vs. Minnesota.
- **W #1** - Recorded his first Major League win on April 11 at Kansas City...tossed a scoreless 9th inning to keep the score tied at 6-6.
- **MLB Debut** - Made his Major League debut on May 21 at Oakland (in Tokyo)...tossed a scoreless 8th inning in a 4-4 tie.
- **Following the Spotlight** – Made his Major League debut on May 21 at Oakland (in Tokyo) as Ichiro Suzuki was replaced in right field in the final game of his career...entered the game in relief of Félix Hernández in his final start of the season on September 26 vs. Oakland.



PITCHER NOTES

BRENNAN'S SPLITS

2019 Splits	W	L	ERA	SV	SVO	G	GS	CG	IP	H	R	ER	HR	BB	SO	AVG	OBP	SLG	OPS
Total	3	6	4.56	0	2	44	0	0	47.1	34	25	24	6	24	47	.201	.296	.355	.651
Home	1	4	4.30	0	2	24	0	0	29.1	20	15	14	6	14	31	.194	.288	.398	.686
Away	2	2	5.00	0	0	20	0	0	18.0	14	10	10	0	10	16	.212	.308	.288	.596
Day	2	3	4.50	0	1	19	0	0	20.0	13	10	10	3	5	27	.178	.228	.315	.543
Night	1	3	4.61	0	1	25	0	0	27.1	21	15	14	3	19	20	.219	.342	.385	.727
vs. NL	1	1	4.26	0	1	6	0	0	6.1	4	3	3	2	0	7	.174	.174	.478	.652
vs. AL	2	5	4.61	0	1	38	0	0	41.0	30	22	21	4	24	40	.205	.312	.336	.648
Pre-All Star	2	6	5.56	0	1	30	0	0	34.0	27	22	21	4	20	35	.218	.320	.379	.699
Post-All Star	1	0	2.03	0	1	14	0	0	13.1	7	3	3	2	4	12	.156	.224	.289	.513
March	0	0	0.00	0	3	0	0	0	5.0	3	0	0	0	1	4	.188	.235	.188	.423
April	1	2	2.70	0	0	12	0	0	13.1	9	5	4	2	5	17	.188	.259	.354	.613
May	1	0	4.63	0	0	9	0	0	11.2	7	6	6	2	7	11	.175	.292	.400	.692
June	0	4	24.75	0	1	6	0	0	4.0	8	11	11	0	7	3	.400	.536	.550	1.086
August	0	0	4.50	0	1	3	0	0	2.0	1	1	1	1	1	1	.143	.250	.571	.821
September	1	0	1.59	0	0	11	0	0	11.1	6	2	2	1	3	11	.158	.220	.237	.456

#35 - JUSTIN DUNN, RHP

B/T: R/R • Ht: 6-2 • Wt: 185 • Service: 0.020 • Born: 09-22-1995 in Freeport, NY (Age: 24)

- **The Totals** – Posted a 2.70 ERA (2 ER, 6.2 IP) with 5 strikeouts and 9 walks in 4 starts.
- **Debut** – Made his Major League debut in a start against the Reds on September 12 at T-Mobile Park...allowed 2 runs on 5 walks in 0.2 innings pitched.
- **Abbreviated Outings** – Each of his starts were planned to be short outings...worked 2.0 inning in each of his last 3 starts.
- **Nice Finish** – Started the final game of the regular season, September 29 vs. Oakland, and allowed just 1 walk in 2.0 scoreless innings while striking out 3.
- **The Big Show** – Selected from Double-A Arkansas on September 10.
- **Arkansas Report** – Spent the season with AA Arkansas, going 9-5 with a 3.55 ERA (52 ER, 131.2 IP) with 158 strikeouts and 39 walks in 25 starts.
- **Hey Now** – Named a Mid-Season and Post-Season Texas League All-Star.
- **Leader** – Led the Texas League in wins (9), strikeouts (158) and WHIP (1.19) while ranking 2nd in opponents average against (.236), T3rd in starts (25), 4th in ERA (3.55) and 4th in innings pitched (131.2 IP).
- **Career Year** – Set minor league career-highs in wins (previous: 8, 2018), starts (previous: 24, 2018), strikeouts (previous: 156, 2018)...his 131.2 innings pitched were 2nd-most (most: 135.1 IP, 2018).
- **Bright Future** – Selected to the American League Futures Game roster – along with Jarred Kelenic and Evan White...struck out 1 in a scoreless 2nd inning.

2019 Splits	W	L	ERA	SV	SVO	G	GS	CG	IP	H	R	ER	HR	BB	SO	AVG	OBP	SLG	OPS
Total	0	0	2.70	0	0	4	4	0	6.2	2	2	2	0	9	5	.105	.367	.105	.472
Home	0	0	3.86	0	0	3	3	0	4.2	1	2	2	0	6	4	.077	.333	.077	.410
Away	0	0	0.00	0	0	1	1	0	2.0	1	0	0	0	3	1	.167	.444	.167	.611
Day	0	0	0.00	0	0	1	1	0	2.0	0	0	0	0	1	3	.000	.143	.000	.143
Night	0	0	3.86	0	0	3	3	0	4.2	2	2	2	0	8	2	.154	.435	.154	.589
vs. NL	0	0	6.75	0	0	2	2	0	2.2	1	2	2	0	8	1	.167	.563	.167	.729
vs. AL	0	0	0.00	0	0	2	2	0	4.0	1	0	0	0	1	4	.077	.143	.077	.220
Post-All Star	0	0	2.70	0	0	4	4	0	6.2	2	2	2	0	9	5	.105	.367	.105	.472
September	0	0	2.70	0	0	4	4	0	6.2	2	2	2	0	9	5	.105	.367	.105	.472

#32 - MARCO GONZALES, LHP

B/T: L/L • Ht: 6-1 • Wt: 199 • Service: 2.102 • Born: 02-16-1992 in Fort Collins, CO (Age: 27)

- **The Totals** – Went 16-13 with a 3.99 ERA (90 ER, 203.0 IP) with 147 strikeouts and 56 walks in 34 starts with the Mariners this season.
- **Leaderboard** – Among American League leaders, ranked T1st in starts, T5th in wins, T6th in quality starts, 7th in innings pitched and 13th in ERA.
- **Rare Company** – Ranked among the top-10 American League leaders in wins, innings pitched, starts and quality starts...he was 1 of 4 American League pitchers to rank 7th or better in each of those statistics, joining Gerrit Cole-HOU, Lance Lynn-TEX and Justin Verlander-HOU...he tied with Ivan Nova-CWS, Eduardo Rodríguez-BOS and Justin Verlander-HOU for the AL lead with 34 starts, while he also ranked T5th in wins (16), T6th in quality starts (19) and 7th in innings pitched (203.0).
- **Making His Mark** – Became the first Mariner with at least 16 wins, 200.0 innings and 19 quality starts in a season since Félix Hernández in 2015 and the first Mariners left-hander since Jamie Moyer in 2003.
- **Career Year** – Set career-highs in wins with 16 (previous: 13, 2018), starts with 34 (previous: 29, 2018), innings pitched with 203.0 (previous: 166.2) and strikeouts with 147 (previous: 145, 2018).
- **High-Quality Starts** – Made 12 starts of at least 7.0 innings pitched and 2 or fewer earned runs allowed, tied for 6th-most in the Majors (also: Trevor Bauer-CLE/CIN, Lance Lynn-TEX and Mike Minor-TEX)...trailed Jacob deGrom-NYM (17), Shane Bieber-CLE (15), Gerrit Cole-HOU (14), Hyun-Jin Ryu-LAD (14) and Justin Verlander-HOU (13).
- **Winner, Winner** – His 16 wins were the most by a Mariners pitcher since Hisashi Iwakuma in 2016 (16) and the most by a Mariners left-hander since Jamie Moyer set the single-season club record with 21 wins in 2003 at the age of 40.
- **High-Water Mark** – Became the 24th pitcher (done 62x) in club history to eclipse 200.0 innings pitched... became the first Mariners pitcher to accomplish this feat since Félix Hernández in 2015 (201.2) and the first Mariners left-hander since Jason Vargas in 2012 (217.1 IP).
- **On a Roll** – Worked at least 7.0 innings and allowed 2 or fewer earned runs in each his last 4 starts (9/11-28)... was the longest streak of consecutive starts of at least 7.0 innings and 2 or fewer earned runs allowed since Félix Hernández set a Major League record with 16 such consecutive starts in 2014 (5/18-8/11)...over his last 4 starts of the season, was 2-2 with a 1.61 ERA (5 ER, 28.0 IP) with 19 strikeouts and 7 walks.
- **Trending** – From June 7 through the end of the regular season, went 11-7 with a 3.44 ERA (48 ER, 125.2 IP) with 93 strikeouts and 34 walks in 20 starts...recorded 12 quality starts in this span...worked at least 7.0 innings and allowed 2 or fewer earned runs in 9 of 20 starts over this span.
- **For Openers** – Made his first career Opening Day start on March 20 against Oakland in Japan...earned the win after tossing 6.0 innings and allowing 4 runs (3 earned) on 7 hits (2 home runs) and 1 walk while striking out 4.
- **Decisions, Decisions, Decisions** – Led the Major Leagues with 29 decisions...ranked ahead of Merrill Kelly-ARI (27), Lance Lynn-TEX (27) and Justin Verlander-HOU (27)...his 29 decisions tied for 3rd-most in single-season club history (also: Mike Morgan, 1987)...trails only Mark Langston (32, 1987) and Matt Young (31, 1985).

AL WINS LEADERS

Rk.	Player	W
1.	Justin Verlander-HOU.....	21
2.	Gerrit Cole-HOU.....	20
3.	Eduardo Rodríguez-BOS.....	19
4.	Domingo German-NYY.....	18
5.	Marco Gonzales-SEA.....	16
	Lance Lynn-TEX.....	16
	Charlie Morton-TB.....	16

AL INNING PITCHED LEADERS

Rk.	Player	IP
1.	Justin Verlander-HOU.....	223.0
2.	Shane Bieber-CLE.....	214.1
3.	Gerrit Cole-HOU.....	212.1
4.	Lance Lynn-TEX.....	208.1
	Mike Minor-TEX.....	208.1
6.	Eduardo Rodríguez-BOS.....	203.1
7.	Marco Gonzales-SEA.....	203.0
8.	José Berrios-MIN.....	200.1
9.	Charlie Morton-TB.....	194.2
10.	Iván Nova-CWS.....	187.0

AMERICAN LEAGUE LEADERS IN WAR (FANGRAPHS) SINCE 2018

Rk.	Player	fWAR
1.	Gerrit Cole.....	13.4
2.	Justin Verlander.....	13.0
3.	Lance Lynn.....	9.5
4.	Charlie Morton.....	9.0
5.	Mike Clevinger.....	8.7
6.	Trevor Bauer.....	8.5
7.	Shane Bieber.....	8.3
8.	José Berrios.....	7.5
9.	Marco Gonzales.....	7.1
10.	Mike Minor.....	6.7

PITCHER NOTES



GONZALES, CONT.

- **Home and Away** – Made the start in the season opener (3/20 at OAK in Japan) and the home opener (3/28 vs. BOS)...of the 16 seasons in which the club has opened the season on the road, became the 3rd pitcher to start both Opening Day and the home opener...joins Floyd Bannister (1982) and Félix Hernández (2012).
- **March On** – Became the first pitcher in Major League history to earn 2 wins in the month of March (3/20 at OAK in Japan and 3/28 vs. BOS).
- **Fantastic Four** – Went 4-0 in his first 4 starts, earning his 4th win of the season on April 9 at Kansas City...became the second Mariners pitcher to start and win his first 4 outings to begin a season, joining Rick Honeycutt, who won his first 6 of 1980...became the 5th Mariners pitcher to start 4 of the team's first 13 games, joining Félix Hernández (2018), Jason Vargas (2012), Randy Johnson (1994) & Mike Moore (1984)...also became the 3rd pitcher in the Majors since 1992 to win four of his team's first 13 games, joining Jered Weaver (2011) & Oscar Villarreal (2006).
- **Start Fast** – Became the first pitcher in club history to earn 5 wins before the calendar turned to May...8 Mariners pitchers (done 10x) have previously earned 4 wins before May, most recently Félix Hernández in 2015.
- **April Success** – In 7 starts in March/April, was 5-0 with a 2.80 ERA (14 ER, 45.0 IP) with 34 strikeouts and 9 walks...recorded 5 quality starts over this span...received 44 runs of support in March/April.
- **May Gloom** – In 6 starts in the month of May, went 0-5 with a 5.86 ERA (18 ER, 27.2 IP) with 18 strikeouts and 10 walks...recorded 2 quality starts over this span...received 6 runs of support in May.
- **Five Spot** – After earning 5 wins in March/April and being charged with 5 losses in May, became the 3rd pitcher in club history to record 5 wins and 5 losses in separate calendar months in a single season...joins Jamie Moyer (2000: 5-0 in July, 0-5 in August) and Joel Piñeiro (2003: 5-0 in July and 0-5 in August) in accomplishing this feat...Gonzales, Moyer and Piñeiro each earned 5 wins in a month before taking 5 losses the following month.
- **What a Difference a Month Makes** – Among Major League leaders for the month of April, ranked T6th in wins (3), 10th in ERA (2.14) and T10th in innings pitched (33.2)... had a 7.22 run support average, 15th-highest in the Majors...in the month of May, led the Majors in losses (5) and posted the 11th-highest ERA (5.86) in the Majors...his 1.95 run support average for May was 3rd-lowest in the Majors over that span.
- **Tough Stretch** – Was charged with the loss in a career-high 6 consecutive decisions from May 1 – June 2...over this span, was 0-6 with a 7.79 ERA (28 ER, 32.1 IP) with 20 strikeouts and 13 walks.
- **A Week to Forget** – On May 28 vs. Texas, equaled his career-high by allowing 8 runs in 4.0 innings...in his next start, June 2 vs. Los Angeles-AL, allowed a career-high 10 runs in 4.2 innings...bounced back to reel off 4 straight wins, going 4-0 with a 2.59 ERA (7 ER, 24.1 IP) from June 7-25.
- **Safe at Home** – From June 19 – September 11, was 6-0 with a 2.20 ERA (12 ER, 49.0 IP) in 7 starts at T-Mobile Park...began the season by going 3-0 in his first 4 home starts, spanning March 28 – April 25.

2019 Splits	W	L	ERA	SV	SVO	G	GS	CG	IP	H	R	ER	HR	BB	SO	AVG	OBP	SLG	OPS
Total	16	13	3.99	0	0	34	34	0	203.0	210	106	90	23	56	147	.264	.314	.422	.736
Home	9	5	3.98	0	0	16	16	0	97.1	98	50	43	7	23	78	.258	.299	.368	.668
Away	7	8	4.00	0	0	18	18	0	105.2	112	56	47	16	33	69	.271	.328	.471	.799
Day	4	6	4.45	0	0	11	11	0	60.2	63	37	30	5	21	44	.266	.327	.401	.728
Night	12	7	3.79	0	0	23	23	0	142.1	147	69	60	18	35	103	.264	.309	.431	.740
vs. NL	3	1	3.05	0	0	4	4	0	20.2	24	11	7	3	5	17	.282	.319	.471	.789
vs. AL	13	12	4.10	0	0	30	30	0	182.1	186	95	83	20	51	130	.262	.314	.416	.730
Pre-All Star	10	7	4.24	0	0	20	20	0	114.2	123	68	54	12	32	82	.273	.321	.430	.751
Post-All Star	6	6	3.67	0	0	14	14	0	88.1	87	38	36	11	24	65	.254	.305	.411	.716
March	2	0	4.76	0	0	2	2	0	11.1	16	8	6	2	2	8	.327	.346	.571	.918
April	3	0	2.14	0	0	5	5	0	33.2	29	9	8	1	7	26	.234	.271	.323	.593
May	0	5	5.86	0	0	6	6	0	27.2	35	27	18	5	10	18	.313	.375	.509	.884
June	4	2	5.29	0	0	6	6	0	34.0	38	22	20	3	12	24	.277	.338	.445	.783
July	3	1	3.54	0	0	4	4	0	28.0	25	11	11	3	2	23	.234	.252	.355	.607
August	2	3	4.63	0	0	6	6	0	35.0	41	19	18	4	11	29	.285	.338	.438	.775
September	2	2	2.43	0	0	5	5	0	33.1	26	10	9	5	12	19	.215	.286	.397	.682

#37 - ZAC GROTZ, RHP

B/T: R/R • Ht: 6-2 • Wt: 195 • Service: 0.061 • Born: 02-17-1993 in San Mateo, CA (Age: 26)

- **The Totals** – Was 1-0 with 1 hold and a 4.15 ERA (8 ER, 17.1 IP) with 18 strikeouts and 8 walks in 14 relief appearances with the Mariners.
- **Roster Moves** – Optioned to Triple-A Tacoma on August 23 (post-game)...recalled by the Mariners on September 3.
- **Winner, Winner** – Earned his first career Major League win on Aug. 13 at Detroit...struck out 3 over 1.2 innings in relief as the Mariners won, 11-6.
- **Running Totals** – Allowed at least 1 run in 8 of his 14 appearances, including each of his first 3 outings.
- **Debut** – Made Major League debut on Aug. 2 at Houston, allowing 1 run on 1 hit and 2 walks in 2.0 innings...selected from Double-A Arkansas on July 31.
- **Minor Details** – In 26 games (6 starts) with Double-A Arkansas, was 4-4 with a 2.51 ERA (16 ER, 57.1 IP) with 69 strikeouts and 11 walks.

2019 Splits	W	L	ERA	SV	SVO	G	GS	CG	IP	H	R	ER	HR	BB	SO	AVG	OBP	SLG	OPS
Total	1	0	4.15	0	0	14	0	0	17.1	14	9	8	0	8	18	.222	.315	.270	.585
Home	0	0	5.68	0	0	6	0	0	6.1	7	5	4	0	2	8	.280	.321	.320	.641
Away	1	0	3.27	0	0	8	0	0	11.0	7	4	4	0	6	10	.184	.311	.237	.548
Day	0	0	5.06	0	0	5	0	0	5.1	5	3	3	0	3	5	.263	.348	.368	.716
Night	1	0	3.75	0	0	9	0	0	12.0	9	6	5	0	5	13	.205	.300	.227	.527
vs. NL	0	0	3.86	0	0	4	0	0	4.2	3	2	2	0	2	4	.188	.278	.188	.465
vs. AL	1	0	4.26	0	0	10	0	0	12.2	11	7	6	0	6	14	.234	.327	.298	.625
August	1	0	3.52	0	0	5	0	0	7.2	7	4	3	0	5	7	.241	.353	.310	.663
September	0	0	4.66	0	0	9	0	0	9.2	7	5	5	0	3	11	.206	.282	.235	.517

#45 - TAYLOR GUILBEAU, LHP

B/T: L/L • Ht: 6-4 • Wt: 180 • Service: 0.046 • Born: 05-12-1993 in Baton Rouge, LA (Age: 26)

- **The Totals** – Recorded 3 holds and a 3.65 ERA (5 ER, 12.1 IP) with 7 strikeouts and 3 walks in 17 relief appearances with the Mariners.
- **Strong Start** – Allowed only 1 earned run (2 runs) in 6.1 innings of work (1.42 ERA) over his first 7 appearances with the Mariners, August 17-31.
- **Rough Day** – On September 2 at Chicago-NL, was charged with 3 of the 5 earned runs he allowed this season...entered the game with 2 on and 1 out in the 7th inning with the Mariners leading, 1-0...allowed an RBI-single to Anthony Rizzo, and after a throwing error by the center fielder, intentionally walked Albert Almora Jr. to load the bases...Kyle Schwarber then tripled off the first base bag and later scored on a fielder's choice.
- **Strong Finish** – In his last 9 appearances (9/5 – end of season), had 1 hold and a 1.69 ERA (1 ER, 5.1 IP) with 2 strikeouts and 0 walks.
- **Debut** – Made big league debut on Aug. 17 at Toronto; worked 1.0 inning and allowed a solo home run (Bo Bichette)...selected from Triple-A Tacoma on Aug. 15.
- **Trade** – Acquired by Seattle from Washington along with Aaron Fletcher (lhp) and Elvis Alvarado (rhp) for Hunter Strickland (rhp) and Roenis Elias (lhp) on July 31.
- **Tacoma Time** – Assigned to Triple-A Tacoma after being acquired by Seattle...in 5 games with Tacoma, had a 1.80 ERA (1 ER, 5.0 IP) with 5 strikeouts and 2 walks.
- **Minor Details** – Began the year with Double-A Harrisburg in the Nationals system, going 1-2 with a 2.31 ERA (9 ER, 35.0 IP) with 10 walks and 44 strikeouts in 27 games...promoted to Triple-A Fresno on July 11, where he was 2-0 with a 5.19 ERA (5 ER, 8.2 IP) with 5 walks and 6 strikeouts in 7 games.



PITCHER NOTES

GUILBEAU'S SPLITS

2019 Splits	W	L	ERA	SV	SVO	G	GS	CG	IP	H	R	ER	HR	BB	SO	AVG	OBP	SLG	OPS
Total	0	0	3.65	0	2	17	0	0	12.1	10	6	5	2	3	7	.213	.275	.383	.657
Home	0	0	2.25	0	1	7	0	0	4.0	2	2	1	1	2	4	.143	.294	.357	.651
Away	0	0	4.32	0	1	10	0	0	8.1	8	4	4	1	1	3	.242	.265	.394	.659
Day	0	0	7.71	0	1	5	0	0	4.2	7	4	4	1	1	1	.350	.381	.600	.981
Night	0	0	1.17	0	1	12	0	0	7.2	3	2	1	1	2	6	.111	.200	.222	.422
vs. NL	0	0	13.50	0	1	3	0	0	2.0	3	3	3	0	1	0	.333	.400	.556	.956
vs. AL	0	0	1.74	0	1	14	0	0	10.1	7	3	2	2	2	7	.184	.244	.342	.586
August	0	0	1.42	0	0	7	0	0	6.1	5	2	1	1	2	5	.200	.286	.320	.606
September	0	0	6.00	0	2	10	0	0	6.0	5	4	4	1	1	2	.227	.261	.455	.715

#34 - FÉLIX HERNÁNDEZ, RHP

B/T: R/R • Ht: 6-3 • Wt: 225 • Service: 14.060 • Born: 04-08-1986 in Valencia, Venezuela (Age: 33)

- **The Totals** – Went 1-8 with a 6.40 ERA (51 ER, 71.2 IP) with 57 strikeouts and 25 walks in 15 starts with the Mariners this season.
- **Simply the Best** – After recording his 2,500th career strikeout on May 11 at Boston, is the only pitcher in Major League history to win a Cy Young Award, throw a perfect game and record at least 2,500 strikeouts for a single team...STATS LLC.
- **All-Time Strikeout Leaderboard** – Ranks 36th in all-time Major League history with 2,524 career strikeouts...entered the season with 2,467 strikeouts, which ranked 37th-most all-time in Major League history...surpassed Jack Morris (2,478) on April 18 at Los Angeles-AL, Don Drysdale (2,486) on April 24 at San Diego, Christy Mathewson (2,507) on August 29 at Texas and A.J. Burnett (2,513) on September 8 at Houston (was surpassed by active pitchers Max Scherzer, Zack Greinke and Cole Hamels).
- **Milestone** – Recorded his 2,500th career strikeout on May 11 at Boston...became the 36th pitcher in Major League history to reach that milestone... at 33 years, 33 days of age, was the 6th-youngest pitcher in Major League history to reach 2,500 strikeouts...he was behind only Nolan Ryan (31.101), Walter Johnson (31.197), Pedro Martinez (32.221), Tom Seaver (32.287) and Bert Blyleven (33.000).
- **Seattle Strikeout King** – Also became 1 of 12 pitchers in Major League history to record at least 2,500 strikeouts with one club...joins Walter Johnson-WAS (3,515), Bob Gibson-STL (3,117), Steve Carlton-PHI (3,031), John Smoltz-ATL (3,011), Phil Niekro-ATL (2,912), Don Sutton-LAD (2,696), Mickey Lolich-DET (2,679), Roger Clemens-BOS (2,590), Bob Feller-CLE (2,583), Tom Seaver-NYM (2,541) and Christy Mathewson-NYG (2,504).
- **Ultra-Quality Starts** – Made 2 starts of 7.0 innings and 1 earned run allowed – April 24 at San Diego and September 14 vs. Chicago-AL...since 2005, leads the Majors with 180 regular season starts of 7.0+ innings and 2 or fewer earned runs allowed; ranks ahead of Justin Verlander (171) and Cole Hamels (170).
- **Down Time** – Placed on the 10-Day Injured List with a right shoulder strain on May 12...transferred to the 60-day IL on July 28...made 5 starts on rehab assignments with Triple-A Tacoma (1 GS), Short-A Everett (2 GS) and High-Modesto (1 GS)...reinstated from the 60-day IL on August 24...missed 87 games.
- **Home Sweet Home** – In 211 career starts at T-Mobile Park, has recorded 1,348 strikeouts, 10th-most strikeouts at a single ballpark in Major League history...trails Steve Carlton at Veterans Stadium (1,615), Mickey Lolich at Tiger Stadium (1,536), Walter Johnson at Griffith Stadium (1,511), Don Sutton at Dodger Stadium (1,498), Nolan Ryan at Angel Stadium (1,446), Phil Niekro at Atlanta-Fulton County Stadium (1,442), Roger Clemens at Fenway Park (1,398), Tom Seaver at Shea Stadium (1,370) and Clayton Kershaw at Dodger Stadium (1,354)...via *Elias Sports Bureau*.
- **This and That** – Worked at least 5.0 innings in 11 of his 15 starts – including 5 starts of 6.0+ innings – but worked 3.0 innings or fewer in his other 4 starts.

2019 Splits	W	L	ERA	SV	SVO	G	GS	CG	IP	H	R	ER	HR	BB	SO	AVG	OBP	SLG	OPS
Total	1	8	6.40	0	0	15	15	0	71.2	85	58	51	17	25	57	.291	.358	.551	.909
Home	1	2	3.57	0	0	6	6	0	35.1	34	16	14	7	10	28	.246	.316	.442	.758
Away	0	6	9.17	0	0	9	9	0	36.1	51	42	37	10	15	29	.331	.395	.649	1.045
Day	0	3	11.91	0	0	3	3	0	11.1	16	19	15	3	6	12	.320	.404	.640	1.044
Night	1	5	5.37	0	0	12	12	0	60.1	69	39	36	14	19	45	.285	.348	.533	.881
vs. NL	0	2	3.94	0	0	3	3	0	16.0	13	7	7	4	6	21	.224	.303	.483	.786
vs. AL	1	6	7.11	0	0	12	12	0	55.2	72	51	44	13	19	36	.308	.372	.568	.940
Pre-All Star	1	4	6.52	0	0	8	8	0	38.2	50	31	28	9	8	34	.311	.358	.553	.911
Post-All Star	0	4	6.27	0	0	7	7	0	33.0	35	27	23	8	17	23	.267	.358	.550	.907
April	1	2	4.31	0	0	6	6	0	31.1	36	17	15	5	4	29	.286	.328	.468	.797
May	0	2	15.95	0	0	2	2	0	7.1	14	14	13	4	4	5	.400	.462	.857	1.319
August	0	0	4.22	0	0	2	2	0	10.2	8	5	5	3	4	7	.211	.302	.526	.829
September	0	4	7.25	0	0	5	5	0	22.1	27	22	18	5	13	16	.290	.380	.559	.939

#18 - YUSEI KIKUCHI, LHP

B/T: L/L • Ht: 6-0 • Wt: 200 • Service: 1.000 • Born: 06-17-1991 in Iwate, Japan (Age: 28)

- **The Totals** – Was 6-11 with a 5.46 ERA (98 ER, 161.2 IP) with 116 strikeouts and 50 walks in 32 starts with the Mariners this season.
- **Reliable** – His 32 starts tied for 4th-most in single-season club history (also: Matt Young, 1983); trails only Mark Langston (33, 1984), Dave Fleming (33, 1992) and Freddy Garcia (33, 1999)...his 32 starts were tied for the Major League lead among rookies this season (also: Sandy Alcantara-MIA, Dakota Hudson-STL and Merrill Kelly-ARI).
- **Rookie Leader** – Finished the season with 116 strikeouts, 6th-most in club history by a Mariners rookie...trails only Mark Langston (204, 1984), Michael Pineda (173, 2011), Freddy Garcia (170, 1999), Roenis Elias (143, 2014) and Matt Young (130, 1983)...ranked 10th in the Majors (4th in the AL) among rookies this season (most: Merrill Kelly-ARI, 158).
- **You Complete Me** – Recorded his first career complete game shutout on August 18 at Toronto, pitching 9.0 scoreless innings and allowing only 2 hits and 1 walk with 8 strikeouts...the shutout was the 2nd by a Mariners starter in 2019 (also: Mike Leake, July 19 vs. LAA)... Kikuchi became just the 13th pitcher (done 17x) in club history to throw a complete game shutout within his first 30 career appearances (last: Mike Montgomery, 6/30/15 at SD).
- **Give Me Five** – When tossing at least 5.0 innings, was 6-5 with a 3.84 ERA (53 ER, 124.1 IP) with 99 strikeouts and 33 walks in 21 starts... in 11 starts in which he did not complete 5.0 innings, went 0-6 with a 10.85 ERA (45 ER, 37.1 IP) with 17 strikeouts and 17 walks.
- **Rise to the Occasion** – In 15 starts against teams with a winning percentage of .500 or better, posted a 3.92 ERA (36 ER, 82.2 IP) with 63 strikeouts and 22 walks...in 17 starts against teams with a losing record, posted a 7.06 ERA (62 ER, 79.0 IP) with 53 strikeouts and 28 walks.
- **Historic Debut** – Made his Major League debut on March 21 against Oakland at the Tokyo Dome in Japan...became the first Japanese-born player to make his Major League debut in Japan...worked into the 5th inning with a 3-1 lead but took a no decision.
- **First** – Earned his first Major League win on April 20 at Los Angeles-AL...worked 5.0 innings, allowing 4 runs on 10 hits and 2 walks while striking out 3.
- **Abbreviation** – On April 26 vs. Texas, made a planned start of just 1.0 inning in an effort to help adjust from the 7-day pitching rotation in Japan to the 5-day pitching rotation in the Majors...retired each of the 3 Rangers batters he faced, striking out 2.
- **Rest Pays Off** – Following his abbreviated outing on April 26 against the Rangers, worked at least 6.0 innings and allowed 3 or fewer runs in each of his next 4 starts...went 2-0 with a 2.03 ERA (6 ER, 26.2 IP) in those 4 starts, spanning May 3-19.
- **Rough Stretch** – From May 25 – June 8, worked exactly 3.1 innings and allowed at least 5 runs in 3 straight starts...went 0-3 while allowing 18 runs (16 earned runs) over 10.0 innings for a 14.40 ERA...allowed 9 or more hits in each of those 3 outings.
- **Mow 'Em Down** – Retired 46 of 54 batters (6 H, 2 BB, GIDP) over 3 starts, April 26 – May 8, including 7.2 innings of 3-hit, 1-run ball on May 8 at New York-AL.

PITCHER NOTES



KIKUCHI'S SPLITS

2019 Splits	W	L	ERA	SV	SVO	G	GS	CG	IP	H	R	ER	HR	BB	SO	AVG	OBP	SLG	OPS
Total	6	11	5.46	0	0	32	32	1	161.2	195	109	98	36	50	116	.295	.348	.539	.888
Home	2	8	5.73	0	0	15	15	0	75.1	91	52	48	21	25	57	.299	.354	.576	.930
Away	4	3	5.21	0	0	17	17	1	86.1	104	57	50	15	25	59	.292	.343	.508	.851
Day	4	2	4.87	0	0	11	11	1	57.1	64	36	31	7	21	42	.278	.345	.461	.806
Night	2	9	5.78	0	0	21	21	0	104.1	131	73	67	29	29	74	.305	.350	.581	.931
vs. NL	0	0	5.00	0	0	2	2	0	9.0	12	5	5	1	4	9	.308	.372	.487	.859
vs. AL	6	11	5.48	0	0	30	30	1	152.2	183	104	93	35	46	107	.295	.347	.543	.889
Pre-All Star	4	6	4.94	0	0	19	19	0	98.1	110	65	54	19	33	73	.281	.340	.488	.829
Post-All Star	2	5	6.25	0	0	13	13	1	63.1	85	44	44	17	17	43	.316	.360	.613	.973
March	0	0	2.53	0	0	2	2	0	10.2	8	5	3	2	1	8	.200	.220	.350	.570
April	1	1	5.48	0	0	5	5	0	23.0	27	16	14	3	7	17	.293	.340	.478	.818
May	2	2	4.32	0	0	6	6	0	33.1	36	19	16	6	9	25	.277	.331	.462	.793
June	1	2	7.03	0	0	5	5	0	24.1	35	22	19	7	15	18	.330	.419	.613	1.033
July	0	2	5.56	0	0	4	4	0	22.2	22	15	14	6	6	15	.259	.301	.565	.866
August	1	2	6.04	0	0	5	5	1	25.1	32	17	17	9	8	21	.299	.348	.636	.983
September	1	2	6.04	0	0	5	5	0	22.1	35	15	15	3	4	12	.350	.387	.570	.957

#49 - WADE LEBLANC, LHP

B/T: L/L • Ht: 6-3 • Wt: 205 • Service: 6.131 • Born: 08-07-1984 in Lake Charles, LA (Age: 35)

- **The Totals** – Went 6-7 with a 5.71 ERA (77 ER, 121.1 IP) with 92 strikeouts and 31 walks in 26 appearances (8 starts) with the Mariners this season.
- **Ouch** – Placed on the 10-day Injured list with a strained right oblique on April 14...began a rehab assignment with Triple-A Tacoma on May 13; made 1 start...reinstated from the IL on May 18...missed 30 games.
- **For Starters** – Made 8 starts, going 2-4 with an 8.35 ERA (34 ER, 36.2 IP) with 30 strikeouts and 9 walks...was 2-0 with a 4.50 ERA (8 ER, 16.0 IP) in his first 3 starts before landing on the Injured List, but 0-4 with an 11.32 ERA (26 ER, 20.2 IP) over his last 5 starts.
- **In Relief** – In 18 relief appearances, was 4-3 with a 4.57 ERA (43 ER, 84.2 IP)...in 13 appearances as a follower, was 4-3 with a 4.09 ERA (33 ER, 72.2 IP)...transitioned from the “follower” role to a traditional bullpen role following his outing on August 21 at Tampa Bay...after moving to traditional relief role, allowed 10 runs in 12.0 innings (7.50 ERA) over 5 appearances.
- **Ultra-Quality Outings** - Made 5 relief appearances of at least 6.0 innings and 1 or fewer earned runs allowed, most by a Mariners pitcher in club history and most by any pitcher in the Majors since Bob Stanley-BOS in 1982 (5)...he is only the 6th pitcher in the Majors to accomplish this feat since 1919.
- **A Tale of Two Halves** – Went 5-2 with a 4.66 ERA (35 ER, 67.2 IP) in 13 games (6 starts) prior to the All-Star Break...went 1-5 with a 7.04 ERA (42 ER, 53.2 IP) in 13 games (2 starts) following the All-Star Break.
- **No Place Like Home** – In 15 appearances (4 starts) at T-Mobile Park, posted a 4.00 ERA (32 ER, 72.0 IP), compared to an 8.21 ERA (45 ER, 49.1 IP) in 11 games (4 starts) on the road.
- **What a Relief** - His 8.0 innings pitched on June 3 vs. Houston equaled his career-high (also: 4/24/11 vs. PHI w/SD) and set a club record for most inning pitched in a relief appearance (previous: 7.2, 3x, last: Bryan Clark, 7/6/82 vs. NYY...became the 2nd pitcher since 1990 to throw at least 8.0 innings in a relief appearance, joining Shaun Marcum, who threw 8.0 innings for the Mets in a 20-inning game vs. the Marlins on June 8, 2013...became the first pitcher to throw at least 8.0 innings in relief in a 9-inning game since the Yankees Neil Allen tossed 9.0 innings in relief on May 31, 1988 at Oakland.
- **Sit Down** - Struck out 8 in 6.0 innings in relief of “opener” Austin Adams on June 9 at Los Angeles-AL...his 8 strikeouts are tied for the 2nd-most by a Mariners reliever in club history and were the most since Casey Lawrence set the club record with 9 strikeouts in a 5.0 innings on June 1, 2017 vs. Colorado.
- **Good Start** – Earned the win in each of his first 2 starts – March 31 vs. Boston and April 7 at Chicago-AL – and allowed 2 runs in 4.2 innings in his 3rd start, April 12 vs. Houston.

LEBLANC'S SPLITS

2019 Splits	W	L	ERA	SV	SVO	G	GS	CG	IP	H	R	ER	HR	BB	SO	AVG	OBP	SLG	OPS
Total	6	7	5.71	0	0	26	8	0	121.1	145	80	77	28	31	92	.291	.333	.534	.867
Home	3	3	4.00	0	0	15	4	0	72.0	66	35	32	12	22	48	.238	.297	.426	.723
Away	3	4	8.21	0	0	11	4	0	49.1	79	45	45	16	9	44	.357	.381	.670	1.051
Day	3	1	4.17	0	0	9	3	0	45.1	49	23	21	6	11	35	.268	.308	.448	.756
Night	3	6	6.63	0	0	17	5	0	76.0	96	57	56	22	20	57	.305	.348	.584	.932
Starter	2	4	8.35	0	0	8	8	0	36.2	59	36	34	12	9	30	.349	.382	.657	1.039
Reliever	4	3	4.57	0	0	18	0	0	84.2	86	44	43	16	22	62	.261	.309	.471	.780
vs. NL	1	1	5.94	0	0	4	0	0	16.2	18	11	11	5	5	14	.277	.329	.538	.867
vs. AL	5	6	5.68	0	0	22	8	0	104.2	127	69	66	23	26	78	.293	.334	.533	.868
Pre-All Star	5	2	4.66	0	0	13	6	0	67.2	73	37	35	14	17	50	.266	.311	.485	.796
Post-All Star	1	5	7.04	0	0	13	2	0	53.2	72	43	42	14	14	42	.321	.361	.594	.955
March	1	0	6.75	0	0	1	1	0	5.1	7	6	4	1	3	1	.292	.370	.500	.870
April	1	0	3.38	0	0	2	2	0	10.2	14	4	4	1	2	11	.298	.327	.468	.795
May	0	2	10.22	0	0	3	3	0	12.1	18	14	14	6	3	11	.333	.368	.722	1.091
June	3	0	3.54	0	0	5	0	0	28.0	27	11	11	4	5	24	.248	.284	.422	.707
July	1	2	4.99	0	0	6	2	0	30.2	35	18	17	7	9	18	.282	.331	.516	.847
August	0	3	5.93	0	0	6	0	0	27.1	31	18	18	8	4	18	.290	.315	.579	.895
September	0	0	11.57	0	0	3	0	0	7.0	13	9	9	1	5	9	.394	.474	.636	1.110

#61 - MATT MAGILL, RHP

B/T: R/R • Ht: 6-3 • Wt: 210 • Service: 2.031 • Born: 11-10-1989 in Simi Valley, CA (Age: 29, turns 30 on Nov. 10)

- **Mariners Totals** – Went 3-2 with 5 saves (in 7 opportunities) and 1 hold while posting a 3.63 ERA (9 ER, 22.1 IP) in 22 relief appearances with the Mariners...struck out 28, walked 5 and allowed 3 home runs.
- **Slow Start** – Allowed 5 runs (4 earned runs) in 5.1 innings across his first 4 outings as a Mariner, spanning July 23 – Aug. 4.
- **Bounce Back** – Over his last 18 appearances (8/7 – end of season), posted a 2.65 ERA (5 ER, 17.0 IP) with 23 strikeouts and only 3 walks.
- **Don't Walk** – Issued exactly 1 walk in 5 appearances with the Mariners...in those 5 appearances with 1 walk, allowed 6 earned runs (7 runs) over 3.1 innings of work (16.20 ERA)...in the 17 outings with Seattle in which he did not issue a walk, allowed 3 runs in 19.0 innings (1.42 ERA).
- **First Time for Everything** – Recorded his first career save on August 17 at Toronto, striking out 3 of the 4 batters he faced.
- **Welcome to Seattle** – Acquired by the Mariners from Minnesota in exchange for cash considerations on July 21...was designated for assignment by the Twins on July 18.
- **Twins Totals** – Was 2-0 with a 4.45 ERA (14 ER, 28.1 IP) with 36 strikeouts and 15 walks in 28 relief appearances with the Twins.
- **Down Time** – Began the season on the 10-day Injured List with right shoulder tendinitis...made 5 appearances (1 start) on a rehab assignment with Triple-A Rochester before being reinstated from the IL on April 26.



PITCHER NOTES

MAGILL'S SPLITS

2019 Splits	W	L	ERA	SV	SVO	G	GS	CG	IP	H	R	ER	HR	BB	SO	AVG	OBP	SLG	OPS
Total	5	2	4.09	5	7	50	0	0	50.2	51	31	23	7	20	64	.251	.322	.438	.760
Home	4	0	1.88	2	2	27	0	0	28.2	23	12	6	4	11	36	.215	.286	.411	.697
Away	1	2	6.95	3	5	23	0	0	22.0	28	19	17	3	9	28	.292	.361	.469	.830
Day	1	1	5.57	2	3	21	0	0	21.0	24	20	13	3	9	28	.273	.347	.500	.847
Night	4	1	3.03	3	4	29	0	0	29.2	27	11	10	4	11	36	.235	.302	.391	.693
vs. NL	2	0	0.00	1	1	5	0	0	4.1	8	6	0	1	1	6	.364	.391	.591	.982
vs. AL	3	2	4.47	4	6	45	0	0	46.1	43	25	23	6	19	58	.238	.314	.420	.734
Pre-All Star	2	0	4.67	0	0	26	0	0	27.0	26	15	14	3	14	33	.248	.344	.438	.782
Post-All Star	3	2	3.42	5	7	24	0	0	23.2	25	16	9	4	6	31	.255	.295	.439	.734
April	0	0	6.75	0	0	2	0	0	2.2	4	2	2	1	2	4	.333	.429	.750	1.179
May	1	0	0.00	0	0	11	0	0	10.0	5	0	0	1	3	13	.147	.211	.206	.416
June	1	0	7.43	0	0	11	0	0	13.1	16	12	11	1	7	14	.291	.391	.473	.863
July	0	0	5.40	0	0	7	0	0	6.2	9	11	4	3	5	10	.300	.400	.607	1.067
August	2	2	3.97	4	6	12	0	0	11.1	11	5	5	1	2	14	.234	.260	.383	.643
September	1	0	1.35	1	1	7	0	0	6.2	6	1	1	1	1	9	.240	.269	.360	.629

#36 - REGGIE MCCLAIN, RHP

B/T: R/R • Ht: 6-2 • Wt: 180 • Service: 0.059 • Born: 11-16-1992 in Duluth, GA (Age: 26, turns 27 on Nov. 16)

- **The Totals** – Went 1-1 with a 6.00 ERA (14 ER, 21.0 IP) with 11 strikeouts and 13 walks in 14 appearances (2 starts) with the Mariners this season.
- **Debut** – Major League Debut on August 2 at Houston...tossed 1.0 inning and allowed 3 runs on 2 hits (2 home runs) with 2 strikeouts and 1 walk.
- **Getting the Call** – Selected from Triple-A Tacoma on August 2.
- **Going for Distance** – Worked at least 1.2 innings in 5 of his 12 relief appearances, including 2 outings of 3.0 innings, and posted a 0.77 ERA (1 ER, 11.2 IP) in those appearances.
- **Impressive** – Worked 3.0 scoreless innings in relief on August 10 vs. Tampa Bay, retiring 9 of the 10 batters (1 H) he faced, including 2 strikeouts.
- **For Openers** – Made 2 starts – August 17 at Toronto in a "bullpen" game and September 6 at Houston as an "opener"...posted a 12.00 ERA (4 ER, 3.0 IP) with 3 walks in those 2 games.
- **In Relief** – In 12 relief appearances with the Mariners, was 1-1 with a 5.00 ERA (10 ER, 18.0 IP) with 11 strikeouts and 10 walks...8 of the 10 runs he allowed in relief came in 2 games, both at the Astros – 3 runs in his Major League debut on August 2 at Houston and 5 runs on September 8 at Houston.
- **Down on the Farm** – Was 3-4 with a 2.23 ERA (18 ER, 72.2 IP) with 72 strikeouts and 22 walks in 29 games (3 starts) in the Mariners minor league system...spent time with Triple-A Tacoma (17 games), Double-A Arkansas (6 games) and High-A Modesto (6 games)...after May 31, appeared exclusively with Tacoma, where has posted a 3.29 ERA (15 ER, 41 IP) with 34 strikeouts and 18 walks over 17 games (1 start).

2019 Splits	W	L	ERA	SV	SVO	G	GS	CG	IP	H	R	ER	HR	BB	SO	AVG	OBP	SLG	OPS
Total	1	1	6.00	0	1	14	2	0	21.0	22	14	14	2	13	11	.268	.368	.427	.795
Home	1	1	1.93	0	1	5	0	0	9.1	7	2	2	0	3	8	.200	.263	.286	.549
Away	0	0	9.26	0	0	9	2	0	11.2	15	12	12	2	10	3	.319	.439	.532	.971
Day	1	0	7.04	0	0	5	1	0	7.2	10	6	6	0	5	1	.323	.417	.419	.836
Night	0	1	5.40	0	1	9	1	0	13.1	12	8	8	2	8	10	.235	.339	.431	.770
Starter	0	0	12.00	0	0	2	2	0	3.0	6	4	4	0	3	0	.429	.529	.643	1.172
Reliever	1	1	5.00	0	1	12	0	0	18.0	16	10	10	2	10	11	.235	.333	.382	.716
vs. NL	0	0	0.00	0	0	2	0	0	2.0	1	0	0	0	1	0	.167	.286	.167	.452
vs. AL	1	1	6.63	0	1	12	2	0	19.0	21	14	14	2	12	11	.276	.375	.447	.822
August	0	1	4.15	0	1	7	1	0	13.0	11	6	6	2	6	9	.229	.315	.417	.731
September	1	0	9.00	0	0	7	1	0	8.0	11	8	8	0	7	2	.324	.439	.441	.880

#57 - TOMMY MILONE, LHP

B/T: L/L • Ht: 6-0 • Wt: 215 • Service: 6.113 • Born: 02-16-1987 in Granada Hills, CA (Age: 32)

- **The Totals** – Went 4-10 with a 4.76 ERA (59 ER, 111.2 IP) with 94 strikeouts and 23 walks in 23 appearances (6 starts) with the Mariners this season.
- **Long Relief** – Made 16 relief appearances of at least 4.0 innings...since 1908, is 1 of 6 pitchers in Major League history to record at least 16 relief appearances of 4.0 innings...joins Garland Braxton-WAS (20, 1927), Bob Stanley-BOS (18, 1982), Ryan Yarbrough-TB (18, 2018), Andy Karl-PHI (17, 1945) and Wilcy Moore-NYY (16, 1927).
- **Start It Up** – Made 6 starts before moving into "follower" role...was 1-3 with a 4.65 ERA (16 ER, 31.0 IP) in 6 starts...the Mariners were 1-5 in his 6 starts.
- **Out of the Pen** – In 17 relief appearances, was 3-7 with a 4.80 ERA (43 ER, 80.2 IP)...in 16 appearances following an "opener," was 3-7 with a 4.88 ERA (43 ER, 79.1 IP)...worked 2.1 scoreless innings in relief in the first game of the second half, July 12 at Los Angeles-AL, after Mike Leake went 0.2 innings.
- **High Five** – Over his last 5 games, was 1-2 with, 3.52 (9 ER, 23.0 IP) with 18 strikeouts and 5 walks while holding opponents to a .171 (14x82) average against.
- **June Bloom** – Had a 2.81 ERA (10 ER, 32.0 IP) with 27 strikeouts, 7 walks and a .205 (24x117) average against in 6 appearances (2 starts) in June.
- **Winner** – Earned the win in his 2nd start of the season on May 27 vs. Texas...tossed 5.2 innings and allowed 2 runs on 4 hits and 1 walk, while striking out a season-high 7 batters (later matched on August 4 at Houston).
- **Mariners Debut** – Charged with the loss in his Mariners debut on May 21 at Texas...allowed 2 runs on 3 hits with 6 strikeouts and 1 walk over 5.0 innings.
- **Tacoma Time** – Appeared in 9 games (8 starts) with AAA Tacoma, going 4-2 with a 3.83 ERA (21 ER, 49.1 IP) with 43 strikeouts and 12 walks.
- **AAA Leader** – At the time of his call up on May 21, Milone ranked among Pacific Coast League leaders in wins (T5th, 4), innings pitched (5th, 49.1), WHIP (8th, 1.24), ERA (10th, 3.83), opponent batting average (T13th, .250), strikeouts (14th, 43).

2019 Splits	W	L	ERA	SV	SVO	G	GS	CG	IP	H	R	ER	HR	BB	SO	AVG	OBP	SLG	OPS
Total	4	10	4.76	0	0	23	6	0	111.2	102	61	59	24	23	94	.241	.280	.485	.765
Home	1	6	5.46	0	0	12	4	0	61.0	63	38	37	17	14	49	.265	.303	.546	.849
Away	3	4	3.91	0	0	11	2	0	50.2	39	23	22	7	9	45	.211	.251	.405	.657
Day	1	4	5.17	0	0	8	2	0	38.1	42	23	22	10	12	34	.284	.333	.574	.908
Night	3	6	4.54	0	0	15	4	0	73.1	60	38	37	14	11	60	.218	.251	.436	.687
Starter	1	3	4.65	0	0	6	6	0	31.0	30	17	16	6	8	34	.252	.295	.496	.790
Reliever	3	7	4.80	0	0	17	0	0	80.2	72	44	43	18	15	60	.237	.275	.480	.755
vs. NL	1	1	4.20	0	0	3	0	0	15.0	12	7	7	2	1	10	.222	.236	.370	.607
vs. AL	3	9	4.84	0	0	20	6	0	96.2	90	54	52	22	22	84	.244	.286	.501	.788
Pre-All Star	1	3	3.56	0	0	9	4	0	48.0	38	20	19	8	10	44	.216	.255	.432	.687
Post-All Star	3	7	5.65	0	0	14	2	0	63.2	64	41	40	16	13	50	.259	.298	.522	.820
May	1	1	3.38	0	0	2	2	0	10.2	7	4	4	1	2	13	.184	.220	.395	.614
June	0	1	2.81	0	0	6	2	0	32.0	24	11	10	5	7	27	.205	.248	.402	.650
July	0	3	7.04	0	0	5	1	0	23.0	27	18	18	9	5	21	.293	.327	.641	.968
August	2	3	6.11	0	0	6	1	0	28.0	33	19	19	7	5	19	.295	.319	.563	.882
September	1	2	4.00	0	0	4	0	0	18.0	11	9	8	2	4	14	.172	.243	.328	.571

PITCHER NOTES



#33 - JUSTUS SHEFFIELD, LHP

B/T: L/L • Ht: 5-10 • Wt: 195 • Service: 0.053 • Born: 05-13-1996 in Tullahoma, TN (Age: 23)

- **The Totals** – Went 0-1 with a 5.50 ERA (22 ER, 36.0 IP) with 18 walks and 37 strikeouts in 8 games (7 starts) with the Mariners.
- **Give Us a Chance** – Left the game with the lead or tied in 5 of his 7 starts but did not receive a win...overall, the Mariners went 6-2 in his 8 appearances.
- **Strong Start to September** – Began the month of September by striking out 7 over 5.0 scoreless innings at Chicago-NL on September 2 and tossing 6.0 innings of 1-run ball on September 10 vs. Cincinnati.
- **Nice Outing** – Worked at least 5.0 innings and allowed 1 or fewer run in 3 of his 7 starts.
- **Making the Rounds** – Appeared in 2 stints with the Mariners: April 26-27 and August 23 - end of season...optioned to Triple-A Tacoma to begin the season...transferred to Double-A Arkansas on June 14...recalled by Seattle from Arkansas on August 23.
- **Finish Strong** – Tossed 5.0 innings and allowed 1 run on 5 hits with 4 walks and 2 strikeouts in his last start of the season, September 27 vs. Oakland.
- **Dominating Double-A** – In 12 starts with Double-A Arkansas, went 5-3 with a 2.19 ERA (19 ER, 78.0 IP) with 85 strikeouts and 18 walks...had 9 starts of at least 6.0 innings and 2 or fewer earned runs allowed...worked at least 6.0 innings in 10 of his 12 starts, including 6 outings of at least 7.0 innings...allowed 3 or fewer earned runs in 11 of 12 starts...issued 2 or fewer walks in 11 of 12 starts...recorded at least 7 strikeouts in 7 of 12 starts...tossed a career-high 8.0 innings on June 29 vs. Tulsa, while allowing just 1 run and striking out 8.
- **Tacoma Time** – In 13 games (12 starts) with Triple-A Tacoma, was 2-6 with a 6.87 ERA (42 ER, 55.0 IP) with 48 strikeouts and 41 walks.

2019 Splits	W	L	ERA	SV	SVO	G	GS	CG	IP	H	R	ER	HR	BB	SO	AVG	OBP	SLG	OPS
Total	0	1	5.50	0	0	8	7	0	36.0	44	22	22	5	18	37	.303	.392	.490	.881
Home	0	1	6.08	0	0	6	5	0	26.2	34	18	18	5	15	25	.315	.398	.519	.917
Away	0	0	3.86	0	0	2	2	0	9.1	10	4	4	0	3	12	.270	.372	.405	.777
Day	0	1	7.24	0	0	3	3	0	13.2	18	11	11	3	3	20	.305	.359	.508	.868
Night	0	0	4.43	0	0	5	4	0	22.1	26	11	11	2	15	17	.302	.412	.477	.889
Starter	0	1	5.45	0	0	7	7	0	33.0	42	20	20	4	14	34	.311	.388	.489	.877
Reliever	0	0	6.00	0	0	1	0	0	3.0	2	2	2	1	4	3	.200	.429	.500	.929
vs. NL	0	0	0.82	0	0	2	2	0	11.0	12	1	1	0	5	11	.293	.396	.439	.835
vs. AL	0	1	7.56	0	0	6	5	0	25.0	32	21	21	5	13	26	.308	.390	.510	.899
Pre-All Star	0	0	6.00	0	0	1	0	0	3.0	2	2	2	1	4	3	.200	.429	.500	.929
Post-All Star	0	1	5.45	0	0	7	7	0	33.0	42	20	20	4	14	34	.311	.388	.489	.877
April	0	0	6.00	0	0	1	0	0	3.0	2	2	2	1	4	3	.200	.429	.500	.929
August	0	1	8.64	0	0	2	2	0	8.1	13	8	8	2	3	8	.342	.390	.579	.969
September	0	0	4.38	0	0	5	5	0	24.2	29	12	12	2	11	26	.299	.387	.454	.841

#50 - ERIK SWANSON, RHP

B/T: R/R • Ht: 6-3 • Wt: 220 • Service: 0.113 • Born: 09-04-1993 in Fargo, ND (Age: 26)

- **The Totals** – Went 1-5 with 2 saves (in 2 opportunities) a 5.74 ERA (37 ER, 58.0 IP) with 52 strikeouts and 12 walks in 27 appearances (8 starts) with the Mariners...appeared in 3 stints with the Mariners: April 9-11, April 14 – May 17 and July 16 – end of season.
- **Bullpen Bully** – Worked primarily out of the bullpen following the All-Star Break, but made 2 starts as an “opener” during that span...in 18 relief appearances after the All-Star Break, was 2-for-2 in save opportunities while posting a 2.78 ERA (7 ER, 22.2 IP) with 23 strikeouts and 5 walks.
- **Finish Strong** – Tossed 7.0 scoreless innings in his last 7 outings...struck out 6, allowed 1 hit and walked 1, while recording a .045 (1x22) average against.
- **Save Me** – Recorded his first career save on Sept. 19 at Pittsburgh, tossing a scoreless 11th inning and allowing only 1 walk with 3 strikeouts.
- **Go Long** – Worked at least 1.2 innings in relief in 6 outings, including a season-high 2.1 innings on August 30 at Texas.
- **Jekyll and Hyde** – In 6 starts, was 1-5 with a 7.98 ERA (26 ER, 29.1 IP) with 11 home runs allowed...in 2 starts as an “opener”, was 0-0 with a 4.50 ERA (2 ER, 4.0 IP) with 1 home run allowed...in 19 relief outings, was 2-for-2 in save opportunities with a 3.28 ERA (9 ER, 24.2 IP) with 5 home runs allowed.
- **Debut** – Made his Major League debut on April 11 at Kansas City, tossing 2.0 innings in relief...allowed 2 runs on 3 hits and 2 walks while striking out 4.
- **For Starters** – Made his first start on April 17 vs. Cleveland and became the 3rd Mariners pitcher in club history to work at least 6.0 innings, while allowing 1 run-or-fewer and 2 hit-or-fewer in his first Major League start...joined Brandon Morrow (9/5/08 vs. NYY) and Doug Fister (8/11/09 vs. CWS) in accomplishing this feat...Swanson was tagged with the loss despite allowing only 1 run on 2 hits (1 home run) while striking out 5 over 6.0 innings.
- **First Things First** – Earned first Major League win on May 5 at Cleveland, tossing 6.0 scoreless innings, while allowing 1 hit, 3 walks and striking out 3.
- **Rainier Land** – In 10 appearances (6 starts) with Triple-A Tacoma, was 0-1 with a 5.55 ERA (15 ER, 24.1 IP) with 28 strikeouts and 12 walks.

2019 Splits	W	L	ERA	SV	SVO	G	GS	CG	IP	H	R	ER	HR	BB	SO	AVG	OBP	SLG	OPS
Total	1	5	5.74	2	2	27	8	0	58.0	56	41	37	17	12	52	.243	.286	.517	.803
Home	0	3	6.41	0	0	14	4	0	26.2	29	22	19	10	2	20	.271	.288	.589	.877
Away	1	2	5.17	2	2	13	4	0	31.1	27	19	18	7	10	32	.220	.284	.455	.739
Day	1	2	5.04	1	1	9	4	0	25.0	24	17	14	6	8	21	.245	.299	.490	.789
Night	0	3	6.27	1	1	18	4	0	33.0	32	24	23	11	4	31	.242	.275	.538	.813
Starter	1	5	7.56	0	0	8	8	0	33.1	39	32	28	12	5	25	.277	.299	.582	.881
Reliever	0	0	3.28	2	2	19	0	0	24.2	17	9	9	5	7	27	.191	.265	.416	.681
vs. NL	0	1	6.97	1	1	5	1	0	10.1	12	9	8	5	1	10	.273	.304	.636	.941
vs. AL	1	4	5.48	1	1	22	7	0	47.2	44	32	29	12	11	42	.237	.281	.489	.771
Pre-All Star	1	5	8.04	0	0	7	6	0	31.1	40	32	28	11	5	24	.294	.317	.596	.912
Post-All Star	0	0	3.04	2	2	20	2	0	26.2	16	9	9	6	7	28	.170	.243	.404	.647
April	0	3	6.62	0	0	4	3	0	17.2	23	17	13	5	2	14	.299	.313	.545	.858
May	1	2	9.88	0	0	3	3	0	13.2	17	15	15	6	3	10	.288	.323	.661	.984
July	0	0	3.52	0	0	4	2	0	7.2	5	3	3	2	3	8	.185	.267	.444	.711
August	0	0	2.70	0	0	7	0	0	10.0	5	3	3	2	2	13	.147	.216	.382	.599
September	0	0	3.00	2	2	9	0	0	9.0	6	3	3	2	2	7	.182	.250	.394	.644

#26 - SAM TUIVAILALA, RHP

B/T: R/R • Ht: 6-1 • Wt: 230 • Service: 3.082 • Born: 10-19-1992 in San Mateo, CA (Age: 26, turns 27 on Oct. 19)

- **The Totals** – Went 1-0 with a 2.35 ERA (6 ER, 23.0 IP) with 27 strikeouts and 11 walks in 23 appearances (2 starts) with the Mariners.
- **No Runs For You** – Did not allow a run over 14 consecutive appearances (2 starts) from July 20 – September 1, spanning 14.1 innings...struck out 16 and walked 6 while limiting opponents to a .140 (7x50) average against during this span.
- **Hold On** – Recorded a hold in 6 consecutive games, August 13 – 25...struck out 5, allowed 2 hits and walked 2 in 6.0 scoreless innings during this span.
- **Opener** – Made 2 starts as an “opener” – August 4 at Houston and August 11 vs. Tampa Bay – and did not allow a run in 2.0 innings of work.
- **No Homer Zone** – Allowed a home run (Austin Hays) on September 21 at Baltimore, his first home run allowed in a Mariners uniform...snapped a streak of 25.1 consecutive innings pitched without a home run as a Mariner and 29.0 consecutive innings without allowing a home run overall.
- **Home Sweet Home** – Posted a 0.96 ERA (1 ER, 9.1 IP) in 10 games (1 start) at home...had a 3.29 ERA (5 ER, 13.2 IP) in 13 games (1 start) on the road.
- **Down Time** – Began the season on 10-day Injured List while recovering from surgery to repair a ruptured right Achilles tendon (injury occurred Aug. 8, 2018 at Texas)...transferred to the 60-day IL on May 25...made appearances on rehab assignments with Short-A Everett (2 GS), High-A Modesto (6 G), Double-A Arkansas (5 G) and Triple-A Tacoma (6 G)...reinstated from the 60-day IL on July 15.



PITCHER NOTES

TUIVAILALA'S SPLITS

2019 Splits	W	L	ERA	SV	SVO	G	GS	CG	IP	H	R	ER	HR	BB	SO	AVG	OBP	SLG	OPS
Total	1	0	2.35	0	1	23	2	0	23.0	13	6	6	1	11	27	.163	.277	.263	.539
Home	0	0	0.96	0	0	10	1	0	9.1	4	1	1	0	5	13	.121	.275	.182	.457
Away	1	0	3.29	0	1	13	1	0	13.2	9	5	5	1	6	14	.191	.278	.319	.597
Day	0	0	0.00	0	0	7	2	0	7.0	3	0	0	0	4	7	.130	.259	.261	.520
Night	1	0	3.38	0	1	16	0	0	16.0	10	6	6	1	7	20	.175	.284	.263	.547
Starter	0	0	0.00	0	0	2	2	0	2.0	0	0	0	0	2	1	.000	.250	.000	.250
Reliever	1	0	2.57	0	1	21	0	0	21.0	13	6	6	1	9	26	.176	.279	.284	.563
vs. NL	0	0	3.86	0	0	3	0	0	2.1	2	1	1	0	3	4	.222	.462	.333	.795
vs. AL	1	0	2.18	0	1	20	2	0	20.2	11	5	5	1	8	23	.155	.247	.254	.500
Post-All Star	1	0	2.35	0	1	23	2	0	23.0	13	6	6	1	11	27	.163	.277	.263	.539
July	1	0	4.15	0	0	4	0	0	4.1	6	2	2	0	1	6	.300	.333	.300	.633
August	0	0	0.00	0	0	10	2	0	10.0	3	0	0	0	4	10	.091	.189	.152	.341
September	0	0	4.15	0	1	9	0	0	8.2	4	4	4	1	6	11	.148	.333	.370	.704

#43 - ART WARREN, RHP

B/T: R/R • Ht: 6-3 • Wt: 230 • Service: 0.020 • Born: 03-23-1993 in Defiance, OH (Age: 26)

- **The Totals** – Went 1-0 with 1 hold and did not allow a run in 6 relief appearances with the Mariners...struck out 5 and walked 2 over 5.1 innings.
- **Debut** – Made his Major League debut on September 12 vs. Cincinnati...tossed 0.1 inning and allowed 1 hit and 1 walk, but did not allow a run.
- **Nice Run** – From September 20-27, retired 12 of 13 batters faced (1 error) while striking out 3 in 4.0 scoreless innings over 4 relief appearances.
- **Moving On Up** – Selected from Double-A Arkansas on September 10.
- **Minors** – Spent the season with Double-A Arkansas, going 2-1 with 15 saves and a 1.71 ERA (6 ER, 31.2 IP) with 41 strikeouts and 13 walks in 29 games.
- **Saved by the Bell** – Was 15-for-17 (88.2%) in save opportunities with Double-A Arkansas this season...successfully converted 10 consecutive save opportunities from April 6 – July 4.
- **Ouch** – Had 2 stints on the minor league Injured List this season... placed on the Injured List on April 29 with right shoulder inflammation and was activated on June 8... landed on the IL again on August 21 (retroactive to 8/19) with a groin strain and was activated on September 5.
- **Honors** – Named to the Texas League Post-Season All-Star Team.

2019 Splits	W	L	ERA	SV	SVO	G	GS	CG	IP	H	R	ER	HR	BB	SO	AVG	OBP	SLG	OPS
Total	1	0	0.00	0	0	6	0	0	5.1	2	0	0	0	2	5	.105	.190	.105	.296
Home	1	0	0.00	0	0	4	0	0	3.1	2	0	0	0	2	3	.167	.286	.167	.452
Away	0	0	0.00	0	0	2	0	0	2.0	0	0	0	0	0	2	.000	.000	.000	.000
Day	0	0	0.00	0	0	2	0	0	2.0	1	0	0	0	1	2	.125	.222	.125	.347
Night	1	0	0.00	0	0	4	0	0	3.1	1	0	0	0	1	3	.091	.167	.091	.258
vs. NL	0	0	0.00	0	0	1	0	0	0.1	1	0	0	0	1	0	.500	.667	.500	1.167
vs. AL	1	0	0.00	0	0	5	0	0	5.0	1	0	0	0	1	5	.059	.111	.059	.170
Post-All Star	1	0	0.00	0	0	6	0	0	5.1	2	0	0	0	2	5	.105	.190	.105	.296
September	1	0	0.00	0	0	6	0	0	5.1	2	0	0	0	2	5	.105	.190	.105	.296

#44 - MATT WISLER, RHP

B/T: R/R • Ht: 6-3 • Wt: 215 • Service: 3.042 • Born: 09-12-1992 in Bryan, OH (Age: 27)

- **Mariners Totals** – Went 1-2 with 4 holds and a 6.04 ERA (15 ER, 22.1 IP) with 29 strikeouts and 6 walks in 23 appearances, including 8 starts as an “opener,” with the Mariners.
- **For Openers** – Made 8 starts as an “opener,” including 2 outings of 2.0 innings (7/28 vs. DET and 8/10 vs. TB)...did not allow a run across 10.0 innings, while striking out 10, walking 1 and allowing 4 hits to limit opposing batters to a .121 (4x33) average against.
- **What a Relief** – In 15 relief appearances with the Mariners, posted a 10.95 (15 ER, 12.1 IP), striking out 19 walking 5.
- **Keep Them Off the Board** – Did not allow an earned run in 11 consecutive appearances, including 7 starts as an “opener,” spanning July 20 – Aug. 23... over this span, help opposing batters to a .182 (8x44) average against while striking out 14 and walking 1...allowed 2 unearned runs during this time.
- **Fast Start** – In his first 14 appearances (7 starts as an "opener") with the Mariners, was 1-0 with a 1.80 ERA (3 ER, 15.0 IP) with 18 strikeouts and 1 walk.
- **Bump in the Road** – Finished the season by allowing 12 runs in 7.1 innings (14.73 ERA) over his last 9 appearances (1 start as an "opener"), beginning August 24...struck out 11, walked 5 and allowed 4 home runs in this span, while opposing batters hit .290 (9x31)...the Mariners were 0-9 in these 9 games.
- **Join the Club** – Designated for assignment by San Diego on June 29...acquired by Seattle from San Diego in exchange for cash considerations on July 4...reported to the club on July 5.
- **Padres Totals** – Made 21 relief appearances with the Padres, posting a record of 2-2 with a 5.28 ERA (17 ER, 29.0 IP) with 34 strikeouts and 10 walks.

2019 Splits	W	L	ERA	SV	SVO	G	GS	CG	IP	H	R	ER	HR	BB	SO	AVG	OBP	SLG	OPS
Total	3	4	5.61	0	3	44	8	0	51.1	56	34	32	10	16	63	.272	.323	.490	.813
Home	1	0	5.63	0	2	20	5	0	24.0	23	15	15	5	5	28	.247	.283	.462	.745
Away	2	4	5.60	0	1	24	3	0	27.1	33	19	17	5	11	35	.292	.355	.513	.868
Day	1	3	6.63	0	1	13	2	0	19.0	23	14	14	6	9	17	.299	.368	.558	.926
Night	2	1	5.01	0	2	31	6	0	32.1	33	20	18	4	7	46	.256	.294	.450	.744
Starter	0	0	0.00	0	0	8	8	0	10.0	4	0	0	0	1	10	.121	.147	.152	.299
Reliever	3	4	6.97	0	3	36	0	0	41.1	52	34	32	10	15	53	.301	.354	.555	.909
vs. NL	1	3	6.52	0	2	21	1	0	29.0	35	21	21	5	12	34	.294	.356	.487	.843
vs. AL	2	1	4.43	0	1	23	7	0	22.1	21	13	11	5	4	29	.241	.275	.494	.769
Pre-All Star	2	2	5.40	0	2	22	0	0	30.0	35	18	18	6	10	35	.289	.341	.496	.837
Post-All Star	1	2	5.91	0	1	22	8	0	21.1	21	16	14	4	6	28	.247	.297	.482	.779
April	1	1	5.40	0	0	5	0	0	10.0	10	6	6	3	2	10	.250	.286	.525	.811
May	1	0	2.53	0	0	8	0	0	10.2	10	3	3	2	3	13	.256	.310	.436	.745
June	0	1	8.64	0	2	8	0	0	8.1	14	8	8	0	5	11	.368	.432	.474	.906
July	0	0	4.26	0	0	6	2	0	6.1	6	3	3	1	0	9	.240	.240	.520	.760
August	1	0	3.09	0	1	12	6	0	11.2	11	6	4	1	2	13	.239	.271	.370	.640
September	0	2	16.62	0	0	5	0	0	4.1	5	8	8	3	4	7	.278	.409	.833	1.242

PITCHER NOTES



Additional Pitchers to Appear in 2019:

RUBEN ALANIZ, RHP (#56)

- **The Totals** – In 4 relief appearances with the Mariners, posted a 20.25 ERA (9 ER, 4.0 IP) while striking out 6 and walking 3.
- **Debut** - Made his Major League debut on April 12 vs. Houston.
- **Tacoma Time** - In 10 relief appearances with Triple-A Tacoma, was 2-1 with 2 saves and a 6.39 ERA (9 ER, 12.2 IP), while striking out 23 and walking 7.
- **Roster Moves** – Recalled from Triple-A Tacoma on April 12...optioned back to Tacoma on April 21 (post-game).
- **Claimed** - Claimed off waivers by Cincinnati on May 31.

SHAWN ARMSTRONG, RHP (#37)

- **The Totals** – In 4 relief appearances with the Mariners, was 0-1 with a 14.73 ERA (6 ER, 3.2 IP) with 3 strikeouts and 3 walks.
- **Injured List** - Started the year on the 10-day injured list with a left oblique strain...reinstated from the IL and returned from rehabilitation assignment with Triple-A Tacoma on April 12...made 2 appearances (1 start) during his rehab assignment with the Rainiers (2.0 IP).
- **Claimed** - Claimed off waivers by Baltimore on April 28 after being designated for assignment by Seattle on April 26.

GERSON BAUTISTA, RHP (#46)

- **The Totals** – Went 0-1 with a 11.00 ERA (11 ER, 9.0 IP) with 7 strikeouts and 9 strikeouts in 8 games (2 starts) with the Mariners...appeared in 2 stints with the Mariners: June 5-22 (post-game) and July 31 – August 6.
- **Ouch** – Placed on the Injured List on March 18 with a right pectoralis strain...transferred to the 60-day IL on May 27... reinstated from the IL on June 5... missed 64 games in total on the IL.
- **Opener** – Made 2 starts as an “opener” for the Mariners (June 12 and June 15)...tossed 1.1 scoreless innings in his first outing as an “opener” at Minnesota but was tagged for 3 runs in 0.2 innings in his next “opener” appearance at Oakland...held a combined 0-1 record with a 13.50 ERA (3 ER, 2.0 IP) with 4 walks and 2 strikeouts in his 2 appearances as an opener this year.
- **Minors** – Spent time with Triple-A Tacoma and High-A Modesto...in 5 relief appearances with Modesto, posted a 3.60 ERA (2 ER, 5.0 IP) with 9 strikeouts and 4 walks...in 21 relief appearances with Tacoma, posted an 8.75 ERA (23 ER, 23.2 IP) with 31 strikeouts and 18 walks.

JESSE BIDDLE, RHP (#36)

- **The Totals** – In 11 relief appearances with the Mariners, posted a 9.82 ERA (12 ER, 11.0 IP) with 8 strikeouts and 7 walks.
- **Join the Club** – Acquired by the Mariners from Atlanta, along with Arodys Vizcaino (rhp), in exchange for Anthony Swarzak (rhp) and cash considerations on May 20.
- **Rocky Road** – Did not allow an earned run through his first 5 appearances for the Mariners, tossing 3.1 scoreless innings...allowed 12 earned runs in 7.2 innings (14.09 ERA) across his last 6 appearances with Seattle.
- **Happy Trails** - Designated for assignment by Seattle on June 23...claimed off waivers by Texas on June 28.

CHASEN BRADFORD, RHP (#60)

- **The Totals** – Was 1-for-1 in save opportunities while recording 1 hold and posting a 4.86 ERA (9 ER, 16.2 IP) in 12 relief appearances with the Mariners...struck out 11 and walked 4.
- **Roster Report** - Named to his first career Opening Day roster...appeared in 3 stints with the Mariners: Opening Day – April 9 (IL stint), April 23-May 10 and May 31-June 3 (IL stint).
- **Save It** - Recorded his first career save on March 31 vs. Boston...entered with the bases loaded and 1 out with the Mariners leading, 10-7...issued a walk to his first batter faced to force in a run but bounced back with a strikeout (Vázquez) and a ground out (Bradley Jr.).
- **Rainiers Land** – In 5 relief appearances with Triple-A Tacoma, recorded 1 save while posting a 6.75 ERA (4 ER, 5.1 IP) with 2 strikeouts and 3 walks.
- **On the Shelf** – Placed on the Injured List twice: April 9-22 (right shoulder inflammation) and June 3-end of season (strained right forearm)...last IL stint was transferred to the 60-day IL on June 23.
- **Surgery** – Underwent Tommy John surgery on August 15 in New York.

MATT CARASITI, RHP (#56)

- **The Totals** – In 11 appearances (5 starts) with the Mariners, went 0-1 with a 4.66 ERA (5 ER, 9.2 IP) with 10 strikeouts and 5 walks.
- **On the Move** – Outrighted to Triple-A Tacoma on September 8.
- **For Openers** – Made 5 starts as an “opener”...tossed 1.0 scoreless inning in his first 2 starts...allowed 6 runs (5 earned) in 2.1 innings across his last 3 starts...his start on June 26 at Milwaukee was his first career Major League start.
- **Welcome to Seattle** – Signed to a minor league contract and assigned to Triple-A Tacoma on June 7...selected by the Mariners on June 23.
- **Tacoma Time** – In 15 games with Triple-A Tacoma, was 1-0 with 4 saves while posting a 4.96 ERA (9 ER, 16.1 IP) with 17 strikeouts and 7 walks.
- **Sweet Home Chicago** – Began the season in the Cubs organization and made 16 relief appearances with Triple-A Iowa, posting a record of 1-1 with 1 save and a 2.67 ERA (8 ER, 27.0 IP) while striking out 23 and walking 11...released by the Cubs on June 7.

ROENIS ELÍAS, LHP (#55)

- **The Totals** – Went 4-2 with 14 saves (in 16 opportunities) and 1 hold while posting a 3.64 ERA (19 ER, 47.0 IP)...struck out 45, walked 17 and allowed 8 home runs.
- **Trading Post** – Traded to the Nationals, along with Hunter Strickland (rhp), in exchange for minor leaguers **Taylor Guilbeau** (lhp), **Aaron Fletcher** (lhp) and **Elvis Alvarado** (rhp) on July 31.
- **The Closer** – Successfully converted 14-of-16 (87.5%) save opportunities while posting a 2.12 ERA (4 ER, 17.0 IP) with 16 strikeouts and 4 walks in those 16 appearances...did not allow a hit or a walk in 8 of his 16 save opportunities.
- **Save It** – Recorded 2 saves of at least 2.0 innings pitched: May 14 vs. Oakland (2.1 IP) and June 26 at Milwaukee (2.0 IP)...over those 2 outings, has retired 12 of 14 batters faced (BB, GDP), striking out 7...is the first Mariner with multiple multi-inning saves in a season since J.J. Putz in 2006.
- **Closing Time** - Struck out 5 of 8 batters faced in 2.1 innings pitched to earn the save and protect the Mariners 4-3 lead on May 14 vs. Oakland... marked the 16th save of at least 2.1 innings pitched in a one-run game in club history (last: Bob Wells, 7/20/97 vs. KC).
- **Length** – Has worked at least 2.0 innings in 5 outings, posting a 1.59 ERA (2 ER, 11.1 IP) in those appearances.
- **Bounce Back** – Allowed at least 1 run in 4 straight outings, May 19-29, but bounced back to post a 1.64 ERA (2 ER, 11.0 IP) in 10 appearances, spanning May 30-June 26.
- **Reverse Splits** – Opposing right-handers hit .174 (23x132) while opposing left-handers hit .353 (18x51).
- **April Success** – In the month of April, was 2-0 with 4 saves (in 4 opportunities) with a 1.38 ERA (2 ER, 13.0 IP) with 10 strikeouts and 5 walks in 10 games.
- **First** – Recorded his first career save on April 1 vs. Los Angeles-AL, protecting a 6-3 lead with a 1-2-3 9th inning.



PITCHER NOTES

MATT FESTA, RHP (#67)

- **The Totals** – Went 0-2 with 3 holds and a 5.64 ERA (14 ER, 22.1 IP) with 21 strikeouts and 12 walks in 20 relief appearances with the Mariners.
- **For Openers** – Named to his first career Opening Day roster...appeared in 4 stints with the Mariners: Opening Day – April 11, May 17, June 3-11 and June 14 – July 21 (post-game).
- **Good Stretch** – From June 14 – July 7, posted a 2.45 ERA (2 ER, 7.1 IP) in 8 relief appearances.
- **Rough Finish** – Allowed at least 1 run in each of his last 3 outings before being optioned to Tacoma on July 21 (post-game)...from July 12-21, allowed 6 runs (5 earned) over 4.0 innings.
- **Tacoma Time** – In 23 relief appearances with Triple-A Tacoma, was 1-1 with 5 saves and a 2.64 ERA (9 ER, 30.2 IP) with 33 strikeouts and 14 walks.

RYAN GARTON, RHP (#58)

- **The Totals** - Posted a 12.00 ERA (4 ER, 3.0 IP) with 1 strikeout and 1 walk in 2 relief appearances with the Mariners.
- **Free Agent** – Elected free agency on October 8.
- **Roster Moves** – Selected from Triple-A Tacoma on May 17...designated for assignment on May 21...outrighted to Tacoma on May 24.
- **Tacoma Time** - Went 4-2 with 1 save and a 3.99 ERA (29 ER, 65.1 IP in 39 games (1 start) with Triple-A Tacoma...recorded 77 strikeouts and 30 walks.
- **Do the Splits** - While with Tacoma, went 3-0 with a 2.28 ERA (12 ER, 47.1 IP) in 29 night games, compared to 1-2 with a 8.50 ERA (17 ER, 18.0 IP) during 10 day games (1 start)...held opponents to a .209 average against and recorded 54 strikeouts in 47.1 innings pitched at night.

CORY GEARRIN, RHP (#35)

- **Seattle Totals** – Was 0-2 with 11 holds and a 3.92 ERA (18 ER, 41.1 IP) with 39 strikeouts and 21 walks in 48 games (2 starts) with the Mariners this season.
- **The Big Apple** – Claimed off waivers by New York-AL on August 23.
- **Rough Stretch** – Over his last 22 appearances with the Mariners, spanning June 3 – August 21, was 0-1 with 4.74 ERA (10 ER, 19.0 IP).
- **What a May** – Went 0-0 with 2 holds and a 1.17 ERA (1 ER, 7.2 IP) in May... allowed 9 hits and 3 walks, while striking out 10 in 10 games in May.
- **12** – Retired 12 consecutive batters faced from May 24 – June 3.
- **Opener** – Made 2 starts as an “Opener”: June 3 vs. Houston and August 21 at Tampa Bay...allowed 4 runs over 2.0 innings...charged with the loss on June 3 after allowing 3 runs in 1.0 inning of work against the Astros.

MIKE LEAKE, RHP (#8)

- **The Totals** – Went 9-8 with a 4.27 ERA (65 ER, 137.0 IP) with 100 strikeouts and 19 walks in 22 starts with the Mariners.
- **On the Move** – Traded to Arizona, along with cash considerations, in exchange for minor league infielder Jose Caballero on July 31.
- **Milestone** – Recorded his 100th career win on June 21 vs. Baltimore, becoming 1 of 6 pitchers to pick up their 100th win as a Mariner...joins Randy Johnson (1996), Jamie Moyer (1998), Aaron Sele (2001), Jarrod Washburn (2009) and Félix Hernández (2013).
- **Near No-No** – On July 19, retired the first 24 batters he faced before allowing a single to Luis Rengifo in the 9th inning...was his 2nd career shutout (also: 9/30/2015 vs. LAD w/ SF) and the first by a Mariners pitcher since James Paxton’s no-hitter on May 8, 2018 at Toronto...was his 6th career complete game, 2nd of the season (also: 6/5 vs. HOU)...his 1 hit allowed was a career-best for a complete game (previous: 2, 9/30/2015 vs. LAD w/ SF).
- **About-Face** – Fired a 1-hit shutout against the Angels on July 19 at T-Mobile Park after allowing 7 runs (4 earned) in 0.2 innings on July 12 in Anaheim...became the first pitcher to work less than 1.0 inning in a start and then throw a complete game one-hitter (or no-hitter) in his next appearance since the Brooklyn Dodgers Carl Erskine in 1953...STATS Inc.
- **You Complete Me** – Tossed his 5th career complete game on June 5 vs. Houston (last: 9/30/15 vs. LAD w/SF)...allowed 1 run on 6 hits and 2 walks while striking out 5 in 9.0 innings of work...threw 119 pitches, equaling his career-high (also: 6/3/15 at PHI w/CIN).
- **Complete Effort** – Tossed 2 complete games: June 5 vs. Houston and July 19 vs. Los Angeles-AL.
- **Fantastic Four** – Earned the win in 4 consecutive decisions, spanning May 31-June 21, going 4-0 with a 3.82 ERA (15 ER, 35.1 IP) in 5 starts.
- **Going for Distance** – Worked at least 7.0 innings while allowing 3 or fewer runs in 4 consecutive starts, May 31-June 16).

PARKER MARKEL, RHP (#37)

- **The Totals** - Posted a 15.43 ERA (8 ER, 4.2 IP) with 3 strikeouts and 4 walks in 5 appearances with the Mariners...allowed 3 home runs...appeared over two stints with the Mariners: May 12-20 and July 6-14.
- **Debut** - Made his Major League debut on May 12 at Boston...tossed 1.0 inning and allowed 2 runs on 3 hits and 1 walk.
- **On the Move** – Designated for assignment by the Mariners on July 23...claimed off waivers by Pittsburgh on July 27.
- **Minors** – Began the season with Double-A Arkansas, where he went 2-0 without allowing a run in 7.2 innings with 18 strikeouts and 2 walks in 5 relief appearances...made 22 appearances with Triple-A Tacoma, posting a record of 2-0 with a 2.60 ERA (8 ER, 27.2 IP) with 44 strikeouts and 21 walks.

DAVID MCKAY, RHP (#64)

- **The Totals** – Made 7 relief appearances with the Mariners, posting a 5.14 ERA (4 ER, 7.0 IP) with 5 strikeouts and 8 walks.
- **Roster Shuffle** – Claimed off waivers by Detroit on Aug. 6.
- **Debut** - Made his Major League debut on May 20 at Texas, tossing 1.0 scoreless inning.
- **Fast Start** – In his first 6 outings with Seattle, pitched to a 1.50 ERA (1 ER, 6.0 IP)...gave up 3 runs in 1.0 inning on July 13 at Los Angeles-AL.
- **Tacoma Shuttle** – Appeared in 3 stints with the Mariners: March 30-April 1 (post-game), May 19-30 (post-game) and July 6-14 (post-game).
- **Rainiers Report** – In 30 relief appearances with Triple-A Tacoma, was 3-1 with 1 save and a 5.15 ERA (25 ER, 43.2 IP) with 71 strikeouts and 31 walks.

ANDREW MOORE, RHP (#59)

- **Start It Up** – Made the start on June 4 vs. Houston, allowing 4 runs on 6 hits (2 home runs) while striking out 2 and walking 1 over 4.2 innings pitched... was his first start since Sept. 23, 2017 vs. Cleveland, a span of 618 days between Major League starts.
- **Short Stay** – Recalled by the Mariners from AA Arkansas on June 4 and started that night vs. Houston...optioned back to Arkansas following the game.
- **Welcome Back** – Is in his second stint with the Mariners after originally being selected by the club in the 2nd round of the 2015 MLB Draft...became the 45th different player to have spent at least two different stints with the Mariners.
- **Join the Club** - Claimed off waivers by the Mariners from San Francisco on May 17 and assigned to Double-A Arkansas.
- **The Long and Winding Road** – Began the year in the Tampa Bay organization...designated for assignment by the Rays on April 29...claimed off waivers by San Francisco on May 5...designated for assignment by the Giants on May 11...claimed off waivers by the Mariners on May 17.
- **Minor Details** – Has appeared with 4 teams with 3 organizations across 2 levels of the minor leagues...began the year with 5 games (4 starts) with Triple-A Durham (Tampa Bay)...made 1 start for Double-A Richmond (San Francisco)...made 5 starts with Double-A Arkansas...transferred to Triple-A Tacoma, where he made 13 appearances (8 starts), going 0-5 with an 8.00 ERA (48 ER, 54.0 IP).
- **Transaction Report** – Outrighted to Triple-A Tacoma on July 14.

PITCHER NOTES



ZAC ROSSCUP, LHP (#59)

- **The Totals** - Went 2-0 with 5 holds and a 3.21 ERA (5 ER, 14.0 IP) while striking out 20 and walking 14 in 19 relief appearances with the Mariners.
- **On the Move** - Designated for assignment by Seattle on May 17...claimed off waivers by Toronto on May 23.
- **Efficiency** - Picked up his 2nd win of the season on April 19, recording 2 outs on 3 pitches to end the 8th inning in a 5-3 Mariners win over the Angels.
- **Strong Start** - Started the season with a 1.59 ERA (2 ER, 11.1 IP) over his first 16 outings, while holding opposing hitters to a .190 on-base percentage...allowed 3 earned runs in 2.2 innings in his final 3 appearances with the Mariners.
- **Do the Splits** - Held opposing left-handed batters to a .087 (2x23) average against but walked 8 of 31 opposing lefties...opposing right-handed batters hit .344 (11x32) with a .447 on-base percentage.

NICK RUMBELOW, RHP (#52)

- **The Totals** - Went 0-0 with 1 save and a 27.00 (4 ER, 1.1 IP) in 3 appearances with the Mariners...allowed 4 runs on 3 hits and 1 walks with 2 strikeouts and 2 home runs allowed.
- **Release** - Was released from Triple-A Tacoma on June 12.
- **Roster Notes** - Optioned to Triple-A Tacoma on April 2 (post-game)...designated for assignment on May 17...outrighted to Tacoma on May 22.
- **First Things First** - Named to his first career Opening Day roster.
- **Closing Time** - Picked up his 1st career Major League save on March 30 vs. Boston.
- **Tacoma Time** - Made 19 relief appearances for Triple-A Tacoma, going 3-2 with an 8.17 ERA (23 ER, 25.1 IP) with 22 strikeouts and 15 walks.

CONNOR SADZECK, RHP (#54)

- **The Totals** - Was 0-1 with 1 save (in 2 opportunities) and 1 hold while posting a 2.66 ERA (7 ER, 23.2 IP) in 20 relief appearances with the Mariners...struck out 27, walked 15 and allowed 3 home runs.
- **Tommy John** - Underwent Tommy John surgery on his right elbow on October 2...surgery was performed by Dr. Keith Meister in Dallas.
- **Hurt** - Ended the season on the 60-day Injured List with right elbow inflammation...placed on the 10-day IL on June 4 (retroactive to June 3)...transferred to the 60-day IL on July 27.
- **Fast Start** - In his first 12 outings, spanning April 6-May 8, was 0-1 with 1 save (in 2 opportunities) while posting a 1.84 ERA (3 ER, 14.2 IP) with 15 strikeouts and 4 walks.
- **Rough Patch** - Over his last 8 appearances before being placed on the IL, spanning May 9-June 2, posted a 4.00 ERA (4 ER, 9.0 IP) while striking out 12 and walking 11.
- **Welcome to Seattle** - Acquired by the Mariners from Texas in exchange for minor leaguer Grant Anderson (rhp) on April 1...added to the Mariners 25-man roster on April 3...was designated for assignment by the Rangers on March 28.

TAYLER SCOTT, RHP (#61)

- **Seattle Totals** - In 5 relief appearances with the Mariners, posted a 9.39 ERA (8 ER, 7.2 IP) while striking out 7 and walking 6...allowed at least 1 run in each of his 5 outings.
- **Claimed** - Claimed off waivers by Baltimore on June 25.
- **Debut** - Made his Major League debut on June 8 at Los Angeles-AL...became the 2nd player in Major League history to be born in continental Africa (also: Gift Gopee-PIT)...with Scott's debut, the Mariners have had at least 1 player from every continent except Antarctica appear in at least 1 game with the club.
- **Tacoma Time** - Went 3-2 with a 6.43 ERA (25 ER, 35.0 IP) while striking out 47 and walking 19 in 20 relief appearances with Triple-A Tacoma.
- **On the Go** - Selected from Triple-A Tacoma on June 7...optioned back to Tacoma on June 20.

HUNTER STRICKLAND, RHP (#43)

- **Seattle Totals** - Went 0-1 with 2 saves (in 3 opportunities) with an 8.10 ERA (3 ER, 3.1 IP) with 3 strikeouts in 4 relief appearances with the Mariners.
- **Trading Post** - Was traded to the Nationals, along with Roenis Elías (lhp), in exchange for minor leaguers T Taylor Guilbeau (lhp), Aaron Fletcher (lhp) and Elvis Alvarado (rhp) on July 31.
- **Saving Grace** - Became the 2nd Mariners pitcher in club history to earn the save in each of the club's first 2 games of a season...joined Edwin Núñez, who accomplished this feat in 1985.
- **Early Exit** - On March 29 vs. Boston, entered the game in the top of the 9th with the Mariners leading 6-4...allowed a go-ahead, 1-out, 3-run home run to pinch-hitter Mitch Moreland before being removed from the game...was placed on the Injured List the next day.
- **Fast Start** - In his first 2 appearances - March 20-21 against Oakland in Tokyo - retired each of the 6 batters he faced, including 3 via strikeout, while earning the save in each game.
- **Down Time** - Placed on the 10-day Injured List with a right lat strain on March 30...transferred to the 60-day IL on April 1...reinstated from the 60-day IL and returned from rehab assignment with Triple-A Tacoma on July 28...made 3 relief appearances on a rehab assignment with Tacoma, striking out 4 and walking 1 in 3.0 innings while allowing 2 hits and 1 run.

ANTHONY SWARZAK, RHP (#30)

- **Seattle Totals** - In 15 relief appearances with the Mariners, was 2-2 and 3-for-6 in save opportunities with a 5.27 ERA (8 ER, 13.2 IP)...struck out 17, walked 8 and allowed 6 home runs.
- **On the Move** - Sent by the Mariners to Atlanta, along with cash considerations, in exchange for Jesse Biddle (lhp) and Arodys Vizcaino (rhp) on May 20.
- **Up and Down** - In his first 6 outings with the Mariners, spanning April 2-17, was 1-0 with 2 saves (in 2 opportunities) while striking out 9 and walking 1...from April 18-May 16, was 1-2 with 1 save (in 4 opportunities) while posting an 8.64 ERA (8 ER, 8.1 IP) with 8 strikeouts and 7 walks in 9 games.
- **On the Shelf** - Began the season on the 10-day Injured List with a right shoulder impingement...placed on the IL on March 20 (retroactive to March 17) and was reinstated on April 2.

MIKE WRIGHT, RHP (#41)

- **Seattle Totals** - In 9 relief appearances with the Mariners, posted a 6.75 ERA (12 ER, 16.0 IP) with 16 strikeouts and 5 walks...appeared in 2 stints with Seattle: April 27-May 19 and June 23-July 5.
- **Free Agent** - Elected free agency on September 30.
- **Transaction Report** - Designated for assignment by Baltimore on April 21...acquired by the Mariners in exchange for minor leaguer Ryne Ogren (inf) on April 24...designated for assignment by the Mariners on May 19 and outrighted to Triple-A Tacoma on May 22...selected by the Mariners from Tacoma on June 23...designated for assignment by the Mariners on July 5 and outrighted to Tacoma on July 7.
- **Bird Land** - Began the season with Baltimore, where he went 0-1 with 1 save (in 2 opportunities) while posting a 9.45 ERA (14 ER, 13.1 IP) with 14 strikeouts and 7 walks in 10 relief appearances.



OVERALL STATISTICS

PLAYER	AVG	G	AB	R	H	TB	2B	3B	HR	RBI	SH	SF	HP	BB	IBB	SO	SB	CS	GI	DP	E	SLG	OBP	AB	H	HR	RBI	PINCH	HIT
+Adams, A	.000	29	1	0	0	0	0	0	0	0	0	0	0	0	0	1	0	0	0	0	1	.000	.000	0	0	0	0	0	0
+Beckham, T	.237	88	304	39	72	140	21	1	15	47	0	0	3	21	0	102	1	3	7	14	.461	.293	3	2	1	2			
+Bishop, B	.107	27	56	3	6	6	0	0	0	4	1	0	0	3	0	21	0	0	0	0	.107	.153	0	0	0	0			
# Broxton, K	.174	66	155	19	27	48	3	0	6	14	1	2	1	16	0	82	6	5	4	3	.310	.253	0	0	0	0			
SEA	.115	29	52	5	6	12	0	0	2	5	0	2	1	8	0	33	2	4	0	1	.231	.238	0	0	0	0			
Bruce, J	.212	47	165	27	35	88	11	0	14	28	0	2	1	16	0	53	1	0	1	4	.533	.283	2	1	0	1			
+Carasiti, M	.000	11	1	0	0	0	0	0	0	0	0	0	0	0	0	0	0	0	0	0	.000	.000	0	0	0	0			
+Court, R	.208	12	24	1	5	9	1	0	1	5	0	0	0	1	0	11	0	0	0	1	.375	.240	2	0	0	0			
Crawford, J	.226	93	345	43	78	128	21	4	7	46	3	3	2	43	0	83	5	3	4	12	.371	.313	0	0	0	0			
+Dunn, J	.000	4	1	0	0	0	0	0	0	0	0	0	0	0	0	1	0	0	0	0	.000	.000	0	0	0	0			
# Encarnacio, E	.244	109	418	81	102	222	18	0	34	86	0	3	7	58	1	103	0	1	4	2	.531	.344	1	0	0	0			
SEA	.241	65	241	48	58	128	7	0	21	49	0	3	4	41	0	55	0	1	3	2	.531	.356	1	0	0	0			
+Fraley, J	.150	12	40	3	6	8	2	0	0	1	0	0	1	0	0	14	0	0	0	1	.200	.171	2	0	0	0			
Freitas, D	.000	1	2	1	0	0	0	0	0	1	0	1	0	1	0	0	0	0	0	0	.000	.250	0	0	0	0			
Gonzales, M	.200	34	5	1	2	1	0	0	0	1	0	0	0	0	0	4	0	0	0	0	.400	.200	0	0	0	0			
Gordon, D	.275	117	393	36	108	141	12	6	3	34	3	6	1	18	1	61	22	5	8	10	.359	.304	3	1	0	0			
Haniger, M	.220	63	246	46	54	114	13	1	15	32	0	2	5	30	1	81	4	0	3	1	.463	.314	0	0	0	0			
Healy, R	.237	47	169	24	40	77	16	0	7	26	0	4	1	13	0	40	0	0	1	9	.456	.289	0	0	0	0			
Hernandez, F	.000	15	3	0	0	0	0	0	0	0	0	0	0	0	0	2	0	0	0	0	.000	.000	0	0	0	0			
+Kikuchi, Y	.000	32	1	0	0	0	0	0	0	0	1	0	0	0	0	1	0	0	0	1	.000	.000	0	0	0	0			
Leake, M	.000	22	1	0	0	0	0	0	0	0	0	0	0	1	0	0	0	0	0	1	.000	.500	0	0	0	0			
+Lewis, K	.268	18	71	10	19	42	5	0	6	13	0	1	0	3	0	29	0	0	0	1	.592	.293	0	0	0	0			
LeBlanc, W	.000	26	0	0	0	0	0	0	0	0	1	0	0	1	0	0	0	0	0	0	.000	1.000	0	0	0	0			
+Long, S	.263	42	152	21	40	69	12	1	5	15	0	0	0	16	0	40	3	3	1	3	.454	.333	1	0	0	0			
+Lopes, T	.270	41	111	11	30	40	7	0	1	12	0	1	1	15	0	29	6	3	1	2	.360	.359	5	2	0	1			
Milone, T	.000	23	2	0	0	0	0	0	0	0	0	0	0	0	0	1	0	0	0	1	.000	.000	0	0	0	0			
+Moore, D	.206	113	247	31	51	96	14	2	9	28	1	0	9	25	0	93	11	9	6	9	.389	.302	1	0	0	0			
Murphy, T	.273	76	260	32	71	139	12	1	18	40	0	1	1	19	0	87	2	0	0	4	.535	.324	3	1	0	0			
Narvaez, O	.278	132	428	63	119	197	12	0	22	55	0	3	4	47	1	92	0	0	5	6	.460	.353	20	6	0	0			
Negron, K	.217	10	23	3	5	5	0	0	0	1	0	0	0	2	0	9	1	0	0	0	.217	.280	1	0	0	0			
+Nola, A	.269	79	238	37	64	108	12	1	10	31	1	1	4	23	1	63	1	0	8	1	.454	.342	3	0	0	0			
Santana, D	.253	121	451	63	114	199	20	1	21	69	0	2	2	50	1	164	8	3	11	12	.441	.329	6	0	0	0			
Seager, K	.239	106	393	55	94	184	19	1	23	63	0	2	4	44	0	86	2	2	12	11	.468	.321	2	0	0	0			
+Sheffield, J	.000	8	2	0	0	0	0	0	0	0	0	0	0	0	0	2	0	0	0	1	.000	.000	0	0	0	0			
Smith, M	.227	134	510	70	116	171	19	9	6	37	2	1	11	42	0	141	46	9	7	5	.335	.300	2	0	0	0			
Suzuki, I	.000	2	5	0	0	0	0	0	0	0	0	0	0	1	0	1	0	0	0	0	.000	.167	0	0	0	0			
+Swanson, E	.000	27	2	0	0	0	0	0	0	0	0	0	0	0	0	1	0	0	0	0	.000	.000	0	0	0	0			
Vogelbach, D	.208	144	462	73	96	203	17	0	30	76	0	2	2	92	2	149	0	0	4	2	.439	.341	10	3	0	6			
+Walton, D	.188	7	16	2	3	3	0	0	0	2	0	0	0	3	0	5	0	1	0	0	.188	.316	0	0	0	0			
RIGHT	.000	0	0	0	0	0	0	0	0	0	0	0	0	0	0	0	0	0	0	0	.000	.000	0	0	0	0			
LEFT	.188	16	3	3	3	0	0	0	2	0	0	0	3	0	0	5	0	0	0	0	.188	.316	0	0	0	0			
Williamson, J	.182	25	77	10	14	23	0	0	3	10	0	0	1	9	0	26	0	1	1	1	.299	.276	3	1	1	3			
PITCHERS	.053	162	19	1	1	2	1	0	0	0	3	0	0	2	0	13	0	0	0	20	.105	.143	0	0	0	0	0	0	0
SEATTLE	.237	162	5500	758	1305	2332	254	28	239	730	14	37	58	588	7	1581	115	47	83	132	.424	.316	70	17	2	13			
OPPONENTS	.263	162	5652	893	1484	2648	336	24	260	847	12	46	51	505	25	1239	83	26	132	85	.469	.326	74	21	4	19			
DH	.201	162	537	82	108	213	27	0	26	71	0	3	5	97	1	176	6	0	6	0	.397	.327	10	6	1	7			

PITCHER	R/L	W	L	ERA	G	GS	CG	GF	SHO	SV	IP	H	R	ER	HR	HB	BB	IBB	SO	WP	BK	AVG	OPP
+Adams, A	R	2	2	3.77	29	2	0	3	0	0	31.0	20	13	13	4	0	14	0	51	2	0	.183	
+Alaniz, R	R	0	0	20.25	4	0	0	1	0	0	4.0	11	10	9	3	0	3	0	6	0	0	.500	
+Altavilla, D	R	2	1	5.52	17	0	0	3	0	0	14.2	9	9	9	1	0	12	1	18	2	0	.180	
# Armstrong, S	R	1	1	5.74	55	0	0	10	0	4	58.0	66	38	37	8	4	29	1	63	4	1	.282	
SEA	R	0	1	14.73	4	0	0	1	0	0	3.2	8	6	6	1	1	3	1	3	0	0	.444	
Bass, A	R	2	4	3.56	44	0	0	14	0	5	48.0	30	20	19	5	1	17	2	43	6			

CLUB STATISTICS



	HOME		ROAD		TOTALS			SEA	OPP.				
	W	L	W	L	W	L							
VS. BALTIMORE	3	1	1	2	4	3	DOUBLE PLAYS	146	103				
VS. BOSTON	3	1	0	3	3	4	TRIPLE PLAYS	0	0				
VS. NEW YORK	0	3	1	3	1	6	LEFT ON BASE	1080	1057				
VS. TAMPA BAY	0	3	2	1	2	4	GRAND SLAM HR	4	5				
VS. TORONTO	2	1	2	1	4	2	HOME RUNS - HOME	107	134				
TOTALS VS. EAST	8	9	6	10	14	19	HOME RUNS - ROAD	132	126				
VS. CLEVELAND	0	3	1	2	1	5							
VS. CHICAGO	2	1	2	1	4	2							
VS. DETROIT	4	0	2	1	6	1							
VS. KANSAS CITY	1	2	4	0	5	2							
VS. MINNESOTA	1	3	1	2	2	5							
TOTALS VS. CENTRAL	8	9	10	6	18	15							
								HOME	ROAD	TOTALS			
								W	L	W	L	W	L
VS. HOUSTON	1	8	0	10	1	18	SHUTOUTS	1	8	3	3	4	11
VS. LOS ANGELES	4	5	5	5	9	10	SHO - INDIVIDUAL	1	0	1	0	2	0
VS. OAKLAND	5	4	4	6	9	10	EXTRA INNINGS	4	1	5	3	9	4
VS. TEXAS	5	5	3	6	8	11	ONE-RUN DECISIONS	15	11	8	15	23	26
TOTALS VS. WEST	15	22	12	27	27	49	TWO-RUN DECISIONS	5	9	4	9	9	18
							VS. LH STARTERS	11	18	5	18	16	36
TOTALS VS. A.L.	31	40	28	43	59	83	VS. RH STARTERS	24	28	28	30	52	58
VS. CHICAGO	0	2	0	2	0	4	GRASS FIELDS	35	46	29	46	64	92
VS. CINCINNATI	2	1	0	0	2	1	ARTIFICIAL FIELDS	0	0	4	2	4	2
VS. MILWAUKEE	0	0	2	1	2	1	DAY GAMES	12	14	11	19	23	33
VS. PITTSBURGH	0	0	3	0	3	0	NIGHT GAMES	23	32	22	29	45	61
VS. SAN DIEGO	1	1	0	2	1	3							
VS. ST. LOUIS	1	2	0	0	1	2							
TOTALS VS. N.L.	4	6	5	5	9	11							
OVERALL TOTALS	35	46	33	48	68	94							
DOUBLEHEADERS (HOME) WON	0	LOST	0	SPLIT	0			WON	LOST				
DOUBLEHEADERS (ROAD) WON	0	LOST	0	SPLIT	0			36	56				
ATTENDANCE								RELIEVERS	32	38			
HOME 1,789,918 (81 DATES)	22,098	AVG						STREAKS	6	6			
ROAD 2,150,464 (81 DATES)	26,549	AVG											

(* FOR CURRENT STREAK)

Hitting Breakdown

	Multi-Hit	Multi-RBI	GWRBI	GA RBI	2-OUT RBI	INF HITS	BUNT HITS
Beckham	13	11	4	10	19	7	0
Bishop	2	1	0	0	1	2	0
Broxton	2	2	0	1	0	0	0
Bruce	7	6	2	6	8	2	0
Court	2	2	0	0	2	0	0
Crawford	17	9	4	13	17	3	0
Encarnacion	16	12	2	10	24	3	0
Fraley	1	0	0	0	0	0	0
Gordon	29	6	3	7	15	10	2
Haniger	14	8	5	10	16	2	0
Healy	10	6	0	2	4	3	0
Lewis	5	3	1	3	3	0	0
Long	13	4	0	1	4	3	1
Lopes	4	4	1	4	2	7	0
Moore	8	4	3	7	17	3	0
Murphy	18	13	5	10	18	7	0
Narvaez	31	11	3	7	19	2	0
Negron	1	0	0	0	0	1	0
Nola	19	5	3	7	9	5	0
Santana	30	13	9	15	32	7	0
Seager	23	17	12	17	21	4	1
Smith	29	10	2	5	12	17	2
Vogelbach	21	17	7	15	26	2	0
Walton	0	0	0	1	0	0	0
Williamson	1	2	0	0	4	3	0
TEAM	316	166	66	151	273	93	6



CAREER MLB STATISTICS (THROUGH 2019 SEASON)

PLAYER	AVG	G	AB	R	H	TB	2B	3B	HR	RBI	SH	SF	HB	BB	SO	SB	CS	SLG	OBP
BECKHAM, Tim	.249	472	1614	201	402	696	75	15	63	198	4	8	14	111	505	13	12	.431	.302
BISHOP, Braden	.107	27	56	3	6	6	0	0	0	4	1	0	0	3	21	0	0	.107	.153
BROXTON, Keon	.209	376	905	136	189	351	31	7	39	95	3	3	8	107	396	60	19	.388	.297
BRUCE, Jay	.245	1608	5834	825	1432	2735	307	30	312	934	3	46	28	588	1535	65	40	.469	.315
COURT, Ryan	.208	12	24	1	5	9	1	0	1	5	0	0	0	1	11	0	0	.375	.240
CRAWFORD, J.P.	.222	165	532	68	118	195	31	8	10	64	5	4	7	72	142	8	3	.367	.320
ENCARNACION, Edwin	.263	1916	6881	1080	1807	3434	365	10	414	1242	0	65	101	887	1372	61	14	.499	.352
FRALEY, Jake	.150	12	40	3	6	8	2	0	0	1	0	0	1	0	14	0	0	.200	.171
FREITAS, David	.200	59	125	13	25	36	8	0	1	8	1	1	0	12	34	0	0	.288	.268
GORDON, Dee	.288	969	3772	520	1085	1370	123	54	18	231	29	26	30	163	597	330	98	.363	.320
HANIGER, Mitch	.267	350	1320	203	353	633	78	8	62	189	1	10	25	143	349	17	6	.480	.348
HEALY, Ryon	.261	401	1507	177	394	681	80	0	69	214	1	8	8	75	355	0	1	.452	.298
LEWIS, Kyle	.268	18	71	10	19	42	5	0	6	13	0	1	0	3	29	0	0	.592	.293
LONG, Shed	.263	42	152	21	40	69	12	1	5	15	0	0	0	16	40	3	3	.454	.333
LOPES, Tim	.270	41	111	11	30	40	7	0	1	11	0	1	1	15	29	6	3	.360	.359
MOORE, Dylan	.206	113	247	31	51	96	14	2	9	28	1	0	9	25	93	11	9	.389	.302
MURPHY, Tom	.250	156	456	51	114	225	23	2	28	74	0	1	2	32	169	3	1	.493	.301
NARVAEZ, Omar	.276	353	1062	129	293	437	40	1	34	109	5	5	7	137	216	0	2	.411	.361
NEGRÓN, Kristopher	.221	170	375	47	83	126	14	1	9	32	4	0	5	32	107	10	1	.336	.291
NOLA, Austin	.269	79	238	37	64	108	12	1	10	31	1	1	4	23	63	1	0	.454	.342
SANTANA, Domingo	.259	492	1610	227	417	730	84	2	75	232	0	11	16	196	587	30	12	.453	.343
SEAGER, Kyle	.256	1261	4755	597	1218	2106	268	13	198	666	5	32	52	442	926	47	26	.443	.324
SMITH, Mallek	.259	428	1435	196	372	526	61	27	13	111	14	5	21	132	349	118	34	.367	.330
SUZUKI, Ichiro	.311	2653	9934	1420	3089	3994	362	96	117	780	50	48	55	647	1080	509	117	.402	.355
VOGELBACH, Daniel	.205	205	589	82	121	243	20	0	34	91	0	2	4	109	190	0	0	.413	.332
WALTON, Donnie	.188	7	16	2	3	3	0	0	0	2	0	0	0	3	5	0	1	.188	.316
WILLIAMSON, Mac	.203	160	434	51	88	151	10	1	17	50	0	1	5	43	139	4	4	.348	.282

PITCHER	W-L	ERA	G	GS	CG	SHO	SV	IP	H	R	ER	HR	HB	BB	SO	WP	BK
ADAMS, Austin	2-2	3.79	38	2	0	0	0	38.0	25	18	16	4	2	27	63	5	0
ALANIZ, Ruben	1-0	9.19	12	0	0	0	0	15.2	19	17	16	3	0	7	13	0	1
ALTAVILLA, Dan	6-4	3.63	95	0	0	0	0	94.1	74	44	38	12	4	48	103	16	0
ARMSTRONG, Shawn	2-2	4.34	108	0	0	0	5	116.0	112	57	56	16	8	49	116	6	1
BASS, Anthony	7-13	4.38	191	18	1	0	8	347.1	341	182	169	35	6	127	245	23	1
BAUTISTA, Gerson	0-2	11.48	13	2	0	0	0	13.1	21	17	17	4	0	14	10	3	1
BIDDLE, Jesse	6-2	4.71	90	0	0	0	1	91.2	92	59	48	11	7	53	93	9	0
BRADFORD, Chasen	7-0	3.89	86	0	0	0	1	104.0	102	49	45	18	5	31	76	3	0
BRENNAN, Brandon	3-6	4.56	44	0	0	0	0	47.1	34	25	24	6	0	24	47	6	0
CARASITI, Matt	1-1	7.46	30	5	0	0	0	25.1	36	23	21	3	3	16	27	6	0
DUNN, Justin	0-0	2.70	4	4	0	0	0	6.2	2	2	2	0	0	9	5	0	0
ELÍAS, Roenis	22-24	3.97	126	54	1	1	14	388.0	364	194	171	44	22	148	325	11	6
FESTA, Matt	0-2	4.70	28	1	0	0	0	30.2	33	17	16	5	3	14	25	3	0
GARTON, Ryan	1-3	4.90	59	0	0	0	1	64.1	66	36	35	11	0	18	50	4	0
GEARRIN, Cory	13-12	3.64	336	2	0	0	5	302.0	268	124	122	23	26	129	282	18	1
GONZALES, Marco	34-25	4.25	85	77	1	0	0	447.0	480	229	211	53	14	121	356	6	1
GROTZ, Zac	1-0	4.15	14	0	0	0	0	17.1	14	9	8	0	1	8	18	6	0
GUILBEAU, Taylor	0-0	3.65	17	0	0	0	0	12.1	10	6	5	2	1	3	7	0	0
HERNÁNDEZ, Félix	169-136	3.42	419	418	25	11	0	2729.2	2487	1157	1037	264	105	805	2524	156	7
KIKUCHI, Yusei	6-11	5.46	32	32	1	1	0	161.2	195	109	98	36	6	50	116	5	1
LEAKE, Mike	105-98	4.05	301	296	6	2	0	1829.0	1940	905	824	238	68	403	1231	33	3
LEBLANC, Wade	45-47	4.46	234	114	0	0	3	860.0	894	451	426	136	18	258	629	8	1
MAGILL, Matt	8-7	4.52	101	6	0	0	5	139.1	141	83	70	25	6	76	147	6	0
MARKEL, Parker	0-1	7.77	20	0	0	0	0	22.0	26	21	19	6	3	17	24	2	1
MCCLAIN, Reggie	1-1	6.00	14	2	0	0	0	21.0	22	14	14	2	0	13	11	1	0
MCKAY, David	0-0	5.47	25	0	0	0	0	26.1	20	17	16	3	1	17	34	2	0
MILONE, Tommy	50-47	4.47	174	136	2	0	2	874.2	939	485	434	145	18	212	648	10	1
MOORE, Andrew	1-5	5.51	12	10	0	0	0	63.2	66	40	39	16	1	9	33	0	0
ROSSCUP, Zac	5-2	5.16	116	0	0	0	0	83.2	83	53	48	15	0	55	113	4	0
RUMBELOW, Nick	1-1	5.97	33	0	0	0	1	34.2	38	24	23	10	1	12	33	5	1
SADZECK, Connor	0-1	2.18	33	2	0	0	1	33.0	24	12	8	3	3	26	34	5	0
SCOTT, Tayler	0-0	14.33	13	2	0	0	0	16.1	31	28	26	6	4	11	14	2	0
SHEFFIELD, Justus	0-1	5.82	11	7	0	0	0	38.2	48	25	25	6	3	21	37	4	0
STRICKLAND, Hunter	16-15	3.16	281	0	0	0	21	250.1	213	95	88	23	10	87	229	12	1
SWANSON, Erik	1-5	5.74	27	8	0	0	2	58.0	56	41	37	17	2	12	52	2	0
TUIVAILALA, Sam	8-7	3.33	124	2	0	0	0	127.0	119	48	47	12	8	50	119	12	0
WARREN, Art	1-0	0.00	6	0	0	0	0	5.1	2	0	0	0	0	2	5	1	0
WISLER, Matt	19-27	5.20	129	57	0	0	1	389.1	418	234	225	65	10	125	304	11	5
WRIGHT, Mike	10-12	6.00	110	23	0	0	1	258.0	304	184	172	44	26	99	208	11	0

STATISTICAL BREAKDOWN



SCORE BY INNINGS											
	1	2	3	4	5	6	7	8	9	X	Total
Mariners	79	79	95	106	95	88	69	80	53	14	758
Opponent	114	113	105	105	105	79	107	99	58	8	893

MARINER HOME RUNS											Player						
RECORD BY HOME RUN...	0	1	2	3	4	5	6				Solo	2R	3R	GS	Total		
	5-36	18-34	23-15	14-5	3-4	4-0	1-0				Beckham	6	6	1	2	15	
HOME RUNS BY POSITION...	Total	C	1B	2B	3B	SS	LF	CF	RF	DH	PH						
	239	39	45	12	33	18	21	14	30	25	2	Broxtton	1	1	--	--	2
Grand Slams (4): Domingo Santana, 3/20 at OAK; Jay Bruce, 5/5 at CLE; Tim Beckham, 2x, 7/25 vs. DET & 5/20 at TEX.												Bruce	10	2	1	1	14
Back-to-Back (13): Encarnación & Narváez, 4/15 vs. CLE; Beckham & Narváez, 4/19 at LAA; Murphy & Gordon, 4/21 at LAA; Healy & Crawford, 5/16 vs. MIN; Haniger & Vogelbach, 5/19 vs. MIN; Vogelbach & Seager, 6/5 vs. HOU; Encarnación & Vogelbach, 6/9 at LAA; Santana & Vogelbach, 6/19 vs. KC; Seager & Murphy, 2x, 4th & 6th inning 8/13 at DET; Murphy & Vogelbach, 9/1 at TEX; Narváez & Nola, 9/17 at PIT; Lewis & Murphy, 9/18 at PIT.												Crawford	6	--	1	--	7
Inside-the-Park (0): None												Court	1	--	--	--	1
Pinch-Hit (2): Williamson, 6/5 vs. HOU; Beckham, 7/2 vs. STL.												Encarnación	11	5	5	--	21
Leadoff (4): Smith, 3/30 vs. BOS; Haniger, 3, 4/14 vs. HOU, 4/20 at LAA & 5/13 vs. OAK.												Gordon	3	--	--	--	3
Game-Ending (1): Omar Narváez, 9/15 vs. CWS.												Haniger	10	5	--	--	15
Game-Winning in Last AB on Road (3): Haniger, 4/10 at KC; Vogelbach, 4/12 at KC; Beckham, 4/19 at LAA.												Healy	2	4	1	--	7
Multi (20): Beckham, 3/28 vs. BOS (2); Bruce, 4/6 at CWS (2); Vogelbach, 3x: 7/24 vs. TEX (2), 7/19 vs. LAA (2) & 4/7 at CWS (2); Encarnación, 3x: 4/8 at KC (2), 6/1 vs. LAA (2) & 6/9 at LAA (2); Healy, 4/18 at LAA (2); Santana, 3x: 5/25 at OAK (2), 6/7 at LAA (2) & 6/19 vs. KC (2); Murphy, 3x, 8/20 at TB (2), 8/13 at DET (2) & 6/9 at LAA (2); Narváez, 2x: 7/7 vs. OAK (2) & 7/16 at OAK (2); Seager, 2x, 8/13 at DET (3) & 9/5 at HOU (2); Nola, 9/5 at HOU (2).												Lewis	3	1	2	--	6
												Long	4	--	1	--	5
												Lopes	--	1	--	--	1
												Moore	7	1	1	--	9
												Murphy	8	7	3	--	18
												Narváez	16	3	3	--	22
												Nola	7	2	1	--	10
												Santana	16	3	1	1	21
												Seager	13	8	2	--	23
												Smith	4	2	--	--	5
												Vogelbach	19	7	4	--	30
												Williamson	1	1	1	--	3
												Team	148	59	28	4	239
																	Runs via HR: 366

STARTS BY POSITION (Team Record)											STARTS BY BATTING ORDER (Team Record)										
	1B	2B	SS	3B	LF	CF	RF	C	DH		1	2	3	4	5	6	7	8	9		
Beckham	0-4	4-4	17-22	1-8	7-5	--	--	--	2-7	Beckham	--	0-1	2-0	3-6	6-8	15-18	4-13	1-4	--		
Bishop	--	--	--	--	1-1	2-12	--	--	--	Bishop	0-1	--	--	--	--	--	--	1-6	2-6		
Broxton	--	--	--	--	--	7-8	0-2	--	--	Broxton	--	--	--	--	--	--	--	4-0	3-10		
Bruce	9-6	--	--	--	3-3	--	8-12	--	0-3	Bruce	--	--	5-1	6-3	4-10	3-4	2-6	--	--		
Court	1-0	--	--	--	0-2	--	1-1	--	--	Court	--	--	--	--	--	0-1	--	2-1	0-1		
Crawford	--	--	36-56	--	--	--	--	--	--	Crawford	--	32-43	--	--	--	0-3	2-4	1-5	1-1		
Encarnación	16-29	--	--	--	--	--	--	--	9-10	Encarnación	--	--	11-25	12-12	2-2	--	--	--	--		
Fralei	--	--	--	--	--	3-6	0-1	--	--	Fralei	--	0-1	--	--	--	--	2-1	1-5	--		
Freitas	--	--	--	--	--	--	--	1-0	--	Freitas	--	--	--	--	--	--	--	1-0	--		
Gordon	--	47-58	1-1	--	--	--	--	--	--	Gordon	6-10	1-1	--	--	--	0-2	7-8	9-11	25-27		
Haniger	--	--	--	--	--	11-10	14-27	--	--	Haniger	9-16	16-20	--	--	0-1	--	--	--	--		
Healy	1-2	--	--	21-22	--	--	--	--	--	Healy	--	--	--	0-1	2-5	4-5	6-5	10-7	0-1		
Lewis	--	--	--	--	--	0-1	9-7	--	--	Lewis	--	--	1-3	3-2	4-3	1-0	--	--	--		
Long	--	5-19	--	0-1	8-6	--	--	--	--	Long	9-8	0-1	--	--	--	--	1-1	2-8	1-8		
Lopes	--	1-0	--	--	10-17	--	1-1	--	1-0	Lopes	3-2	1-1	--	--	--	1-0	4-10	2-4	2-1		
Murphy	--	--	--	--	--	--	--	28-37	0-5	Moore	0-3	0-1	--	--	--	0-1	2-4	9-15	16-16		
Moore	0-1	4-5	11-14	2-3	6-10	2-1	2-5	--	--	Murphy	--	--	--	1-1	9-12	4-9	7-10	7-10	2-1		
Narváez	--	--	--	--	--	--	--	39-52	7-10	Narváez	--	0-1	6-5	3-9	18-25	9-10	10-12	--	--		
Negrón	--	--	--	--	1-2	--	4-0	--	--	Negrón	--	--	--	--	--	--	--	3-1	2-1		
Nola	21-23	6-7	--	1-0	--	--	1-0	0-4	--	Nola	--	3-1	9-13	1-0	3-3	3-4	8-8	1-4	1-1		
Santana	--	--	--	--	21-36	--	17-24	--	7-10	Santana	--	11-12	24-33	1-9	7-11	1-2	1-3	--	--		
Seager	--	--	--	43-60	--	--	--	--	0-1	Seager	--	3-5	6-5	13-19	2-7	14-20	4-3	1-2	--		
Smith	--	--	--	--	1-1	43-56	9-14	--	--	Smith	41-54	1-2	--	--	--	--	2-0	3-2	6-13		
Suzuki	--	--	--	--	--	--	2-0	--	--	Suzuki	--	--	--	--	--	--	--	--	2-0		
Vogelbach	20-29	--	--	--	--	--	--	--	37-43	Vogelbach	--	0-4	4-9	25-32	11-7	13-15	2-3	2-2	--		
Walton	--	1-0	3-1	--	--	--	--	--	--	Walton	--	--	--	--	--	--	1-0	3-1	--		
Williamson	--	--	--	--	10-11	--	--	--	--	Williamson	--	--	--	--	--	--	3-3	5-6	2-2		

PITCHER: Gonzales (17-17), Kikuchi (14-18), Hernández (5-10), Leake (11-11), LeBlanc (2-6), Milone (1-5), Swanson (2-6), Gearrin (0-2), Moore (0-1), Adams (1-1), Carasiti (2-3), Bautista (1-1), Scott (1-1), Wisler (3-5), Tuivailala (0-2), McClain (1-1), Sheffield (5-2), Dunn (2-2).



STATISTICAL BREAKDOWN

MARINERS STARTING PITCHERS BREAKDOWN

Pitcher	Last Start (IP,H,R,ER,BB,K)	Result	Streak	GS	IP/GS	P/GS	SB/CS	K/9	BB/9	QS	GIDP	W/L	Team Record
7-Gonzales, lhp	9/28 vs. OAK (7.0,5,1,1,3,4,HR)	L	L2	34	6.0	95.1	7/2	6.52	2.48	19	22	7-8	17-17
18-Kikuchi, lhp	9/19 vs. CIN (4.0,8,4,4,1,1)	ND	L1	31	5.0	84.5	7/3	6.48	2.89	11	15	4-9	14-17
57-Milone, lhp*	9/6 at HOU (4.0,3,4,3,1,5,HR,HBP-2)	L	L2	19*	5.0	80.4	7/2	7.55	1.89	0	6	2-6	5-14
49-LeBlanc, lhp*	8/21 at TB (4.1,7,4,4,0,2,HR)	ND	L4	21*	5.1	83.0	3/0	6.42	1.98	1	11	1-5	7-14
33-Sheffield, lhp	9/27 vs. OAK (5.0,5,1,1,4,2,HR)	ND	L1	7	4.2	85.4	2/1	9.27	3.82	1	5	0-1	5-2
35-Dunn, rhp	9/29 vs. OAK (2.0,0,0,0,1,3)	ND	--	4	1.2	34.0	4/0	6.75	12.15	0	1	0-0	2-2
34-Hernández, rhp	9/26 vs. OAK (5.1,5,3,3,4,3,HR)	L	L8	15	4.2	81.1	4/1	7.16	3.14	3	9	0-6	5-10
39-Moore, rhp	6/4 vs. HOU (4.2,6,4,4,1,2,HR-2)	ND	L5	1	4.2	78.0	0/1	3.86	1.93	0	0	0-0	0-1
8-Leake, rhp	7/30 at TEX (5.2,10,5,4,0,2,HR,HBP)	ND	W2	22	6.1	94.4	4/5	6.57	1.25	13	10	7-3	11-11
50-Swanson, rhp^	7/17 at LAA (2.0,2,2,2,1,2,HR)	ND	L2	7^	4.1	76.0	1/0	6.32	1.15	2	1	1-4	1-6
Team No.		Gonzales	Kikuchi	Sheffield	LeBlanc	Hernandez	Swanson#	Milone	Moore	Leake	Dunn	Opener^	Bullpen Day
INNINGS	(Team Rec.) (Starter's Rec.)												
0.0-4.2*	64 (20-44) 4 (0-4) 11 (0-6) 4 (0-1) 4 (0-3) 4 (0-3) 3 (0-3) 1 (0-0) 1 (0-0) 1 (0-1) 4 (0-0) 26 (0-3)^ 1 (0-0)												
5.0-5.2	40 (15-25) 10 (4-4) 9 (2-2) 2 (0-0) 3 (1-1) 6 (1-3) 1 (0-1) 4 (1-2) 0 (0-0) 5 (1-2) 0 (0-0) 0 (0-0) 0 (0-0)												
6.0-6.2	31 (15-16) 7 (3-2) 8 (2-2) 1 (0-0) 1 (1-0) 3 (0-1) 2 (1-1) 1 (0-1) 0 (0-0) 8 (3-4) 0 (0-0) 0 (0-0) 0 (0-0)												
7.0-7.2	22 (13-9) 11 (7-3) 3 (1-1) 0 (0-0) 0 (0-0) 2 (0-1) 0 (0-0) 0 (0-0) 0 (0-0) 6 (3-1) 0 (0-0) 0 (0-0) 0 (0-0)												
8.0-9.0	5 (5-0) 2 (2-0) 1 (1-0) 0 (0-0) 0 (0-0) 0 (0-0) 0 (0-0) 0 (0-0) 0 (0-0) 2 (2-0) 0 (0-0) 0 (0-0) 0 (0-0)												
Total Starts	162 (68-94) 34 (16-13) 32 (6-11) 7 (0-1) 8 (2-4) 15 (1-8) 6 (1-5) 6 (1-3) 1 (0-0) 22 (9-8) 4 (0-0) 26 (0-3) 1 (0-0)												
Runs scored/start:	4.68 (758 R) 4.65 (158 R) 4.90 (157 R) 5.29 (37 R) 4.25 (34 R) 4.13 (62 R) 3.83 (23 R) 3.33 (20 R) 5.00 (5 R) 5.27 (116 R) 2.00 (8 R) 4.00 (4 R)												
Team's record when starting:	68-94 17-17 14-18 5-2 2-6 5-10 1-5 1-5 0-1 11-11 2-2 9-17 1-0												

* Includes "openers", Kikuchi's planned short start & bullpen start ^ Does not include Kikuchi's planned short start, or bullpen day # Does not include starts as an opener

Mariners Starters / Relievers Breakdown

STARTING PITCHERS

PITCHER	T	W	L	PCT	ERA	G	GS	CG	IP	H	TBF	R	ER	HR	SH	SF	HB	BB	IBB	SO	WP	BK	AVG
Adams, A	R	0	0	.000	16.20	2	2	0	1.2	3	9	3	3	1	0	0	0	2	0	2	0	0	.429
Bautista, G	R	0	1	.000	13.50	2	2	0	2.0	4	14	3	3	0	0	0	0	4	0	2	0	0	.400
Carasiti, M	R	0	1	.000	10.38	5	5	0	4.1	9	23	6	5	2	0	0	0	2	0	5	1	0	.429
Dunn, J	R	0	0	.000	2.70	4	4	0	6.2	2	30	2	2	0	0	2	0	9	0	5	0	0	.105
Garrin, C	R	0	1	.000	18.00	2	2	0	2.0	2	10	4	4	1	0	1	0	2	0	2	0	0	.286
Gonzales, F	L	16	13	.552	3.99	34	34	0	203.0	210	866	106	90	23	1	9	6	56	1	147	2	1	.264
Hernandez, M	R	1	8	.111	6.40	15	15	0	71.2	85	325	58	51	17	1	1	6	25	0	57	5	0	.291
Kikuchi, Y	R	6	11	.353	5.46	32	32	1	161.2	195	721	109	98	36	0	5	6	50	0	116	5	1	.295
Leake, M	R	9	8	.529	4.27	22	22	2	137.0	153	576	78	65	26	1	1	4	19	1	100	2	0	.278
LeBlanc, W	L	2	4	.333	8.35	8	8	0	36.2	59	178	36	34	12	0	0	0	9	0	30	0	0	.349
McClain, R	R	0	0	.000	12.00	2	2	0	3.0	6	17	4	4	0	0	0	0	3	0	0	0	0	.429
Milone, T	L	1	3	.250	4.65	6	6	0	31.0	30	129	17	16	6	0	2	0	8	1	34	0	0	.252
Moore, A	R	0	0	.000	7.71	1	1	0	4.2	6	20	4	4	2	0	0	0	1	0	2	0	0	.316
Scott, T	R	0	0	.000	27.00	2	2	0	1.1	2	10	4	4	0	0	0	0	4	0	1	0	0	.333
Sheffield, J	L	0	1	.000	5.45	7	7	0	33.0	42	154	20	20	4	1	0	3	14	0	34	3	0	.311
Swanson, E	R	1	5	.167	7.56	8	8	0	33.1	39	147	32	28	12	0	1	0	5	0	25	0	0	.277
Tuivailala, S	R	0	0	.000	0.00	2	2	0	2.0	0	8	0	0	0	0	0	0	2	0	1	0	0	.000
Wisler, M	R	0	0	.000	0.00	8	8	0	10.0	4	34	0	0	0	0	0	0	1	0	10	0	0	.121
TOTALS (159 GAMES)	36	56	.391	5.21	162	162	3	745.0	851	3271	486	431	142	4	22	25	216	3	573	18	2	.283	

RELIEF PITCHERS

PITCHER	T	W	L	PCT	ERA	APP	GF	SV	IP	H	TBF	R	ER	HR	SH	SF	HB	BB	IBB	SO	WP	BK	AVG
Adams, A	R	2	2	.500	3.07	27	3	0	29.1	17	115	10	10	3	0	1	0	12	0	49	2	0	.167
Alaniz, R	R	0	0	.000	20.25	4	1	0	4.0	11	25	10	9	3	0	0	0	3	0	6	0	0	.500
Altavilla, D	R	2	1	.667	5.52	17	3	0	14.2	9	64	9	9	1	1	1	0	12	1	18	2	0	.180
Armstrong, S	R	0	1	.000	14.73	4	1	0	3.2	8	23	6	6	1	1	0	1	3	1	3	0	0	.444
Bass, A	R	2	4	.333	3.56	44	14	5	48.0	30	189	20	19	5	2	1	1	17	2	43	6	0	.179
Bautista, G	R	0	0	.000	10.29	6	3	0	7.0	9	35	8	8	2	0	1	0	5	0	5	2	1	.310
Biddle, J	L	0	0	.000	9.82	11	1	0	11.0	20	60	14	12	2	0	2	1	7	0	8	4	0	.400
Bradford, C	R	0	0	.000	4.86	12	6	1	16.2	17	69	9	9	6	0	1	0	4	0	11	1	0	.266
Brennan, B	R	3	6	.333	4.56	44	7	0	47.1	34	196	25	24	6	0	3	0	24	4	47	6	0	.201
Carasiti, M	R	0	0	.000	0.00	6	2	0	5.1	2	20	0	0	0	0	1	0	3	0	5	3	0	.125
Elias, R	L	4	2	.667	3.64	44	28	14	47.0	41	203	28	19	8	1	1	1	17	1	45	1	1	.224
Festa, M	R	0	2	.000	5.64	20	10	0	22.1	20	101	15	14	5	1	2	2	12	1	21	1	0	.241
Garton, R	R	0	0	.000	12.00	2	0	0	3.0	4	14	4	4	2	0	0	0	1	0	1	0	0	.308
Garrin, C	R	0	1	.000	3.20	46	3	0	39.1	36	170	14	14	2	0	0	4	19	1	37	4	0	.245
Grotz, Z	R	1	0	1.000	4.15	14	4	0	17.1	14	73	9	8	0	0	1	1	8	1	18	6	0	.222
Guilbeau, T	L	0	0	.000	3.65	17	1	0	12.1	10	51	6	5	2	0	0	1	3	1	7	0	0	.213
LeBlanc, W	L	4	3	.571	4.57	18	4	0	84.2	86	354	44	43	16	1	1	1	22	1	62	0	0	.261
Magill, M	R	3	2	.600	3.63	22	12	5	22.1	21	96	10	9	3	1	1	0	5	2	28	3	0	.236
Markel, P	R	0	0	.000	15.43	5	0	0	4.2	10	28	9	8	3	0	0	1	4	0	3	1	0	.435
McClain, R	R	1	1	.500	5.00	12	6	0	18.0	16	78	10	10	2	0	0	0	10	0	11	1	0	.235
McKay, D	R	0	0	.000	5.14	7	5	0	7.0	5	34	5	4	1	0	0	0	8	0	5	0	0	.192
Milone, T	L	3	7	.300	4.80	17	0	0	80.2	72	324	44	43	18	0	3	2	15	1	60	1	0	.237
Moore, D	R	0	0	.000	36.00	1	1	0	1.0	5	10	4	4	0	0	0	0	2	0	0			

OPENING DAY ROSTER & INJURED LIST



2019 Opening Day Roster:

Pitchers (12 + 2): RH Dan Altavilla, RH Chasen Bradford, RH Brandon Brennan, LH Roenis Elias, RH Matt Festa, RH Cory Gearrin, LH Marco Gonzales, RH Felix Hernandez*, LH Yusei Kikuchi, RH Mike Leake*, LH Wade LeBlanc, LH Zac Rosscup, RH Nick Rumbelow, RH Hunter Strickland.

Catchers (2): David Freitas, Omar Narváez.

Infielders (6): Tim Beckham, Edwin Encarnacion, Dee Gordon, Ryon Healy, Dylan Moore, Jean Segura, Daniel Vogelbach.

Outfielders (5 + 1): Braden Bishop, Jay Bruce, Mitch Haniger, Domingo Santana, Mallex Smith*, Ichiro Suzuki.

Injured List (5): RH Shawn Armstrong, RH Gerson Bautista, INF Kyle Seager, RH Anthony Swarzak, RH Sam Tuivailala.

* Inactive in Japan March 20-21.

INJURED LIST

Name	TYPE	DL Dates	Eligible	Injury	G Missed	Team Record
Mitch Haniger-of	10-Day	June 7-current	June 17	Ruptured testicle	95	41-54
Connor Sadzeck-rhp	60-Day	June 4-current	June 14	Right elbow inflammation	98	42-55
Chasen Bradford-rhp	60-Day	June 3-current	Aug 2	Right forearm strain	99	42-57
Ryon Healy-inf	60-Day	May 21-current	May 31	Lower back stiffness	111	44-67
Arodys Vizcaino-rhp	60-Day	April 14-current	June 14	Right Shoulder Surgery	112 (w/SEA)	43-69
Anthony Swarzak-rhp	10-Day	March 20 (retro to 3/17)-April 2		Right shoulder impingement	8	7-1
Shawn Armstrong-rhp	10-Day	March 20 (retro to 3/17)-April 12		Left oblique strain	15	13-2
Chasen Bradford-rhp	10-Day	April 9-April 22		Right shoulder inflammation	13	6-7
Wade LeBlanc-lhp	10-Day	April 14-May 17		Strained right oblique	30	9-21
Dylan Moore-inf	10-Day	May 10-May 20		Right wrist contusion	10	3-7
Kyle Seager-inf	60-Day	March 20 (retro to 3/17)-May 24		Left third-digit extensor hood tear	53	23-30
Gerson Bautista-rhp	60-Day	March 20 (retro to 3/17)-June 4		Right pectoralis strain	64	25-39
Dee Gordon-inf	10-Day	May 21-June 10		Right wrist contusion	19	5-14
J.P. Crawford-inf	10-Day	May 29-June 13		Left ankle sprain	15	5-10
Sam Tuivailala-rhp	60-Day	March 20 (retro to 3/17)-July 15		Right Achilles rupture	97	39-58
Hunter Strickland-rhp	60-Day	March 30-July 28		Right lat strain	104	42-62
Tim Lopes-inf	7-Day CL	July 26-August 6		Concussion	8	4-4
Brandon Brennan-rhp	10-Day	June 14-August 6		Strained right shoulder	42	18-24
Dee Gordon-inf	10-Day	July 23-August 10		Left quad strain	14	7-7
Félix Hernández-rhp	60-Day	May 12-August 23		Right shoulder stiffness	87	35-52
Austin Adams-rhp	10-Day	July 4-August 31		Right shoulder strain	45	19-26
Dan Altavilla-rhp	10-Day	July 6-August 31		Right forearm strain	45	19-26
Braden Bishop-of	10-Day	June 5-August 31		Lacerated spleen	73	32-41
Brandon Brennan-rhp	10-Day	August 14-August 31		Right shoulder inflammation	17	8-9
Domingo Santana-of	10-Day	August 19-September 17		Right elbow inflammation	24	9-15

Mariners Year-by-Year:

Year	Rec.	G	AVG	AB	R	H	2B	3B	HR	RBI	ERA	SV	SVO	CG	IP	H	R	ER	HR	BB	SO
1977	64-98	162	.256	5460	624	1398	218	33	133	589	4.83	31	44	18	1433.0	1508	855	769	194	578	785
1978	56-104	160	.248	5358	614	1327	229	37	97	571	4.67	20	38	28	1419.1	1540	834	737	155	567	630
1979	67-95	162	.269	5544	711	1490	250	52	132	676	4.58	26	41	37	1438.0	1567	820	731	165	571	736
1980	59-103-1	163	.248	5489	610	1359	211	35	104	564	4.38	26	46	31	1457.1	1565	793	709	159	540	703
1981	44-65-1	110	.251	3780	426	950	148	13	89	406	4.24	23	40	10	997.1	1039	521	470	76	360	478
1982	76-86	162	.254	5626	651	1431	259	33	130	614	3.88	39	50	23	1476.1	1431	712	636	173	547	1002
1983	60-102	162	.240	5336	558	1280	247	31	111	536	4.14	39	51	25	1418.1	1455	740	652	145	544	910
1984	74-88	162	.258	5546	682	1429	244	34	129	635	4.31	35	54	26	1442.0	1497	774	690	138	619	972
1985	74-88	162	.255	5521	719	1410	277	38	171	686	4.68	30	38	23	1432.0	1456	818	744	154	637	868
1986	67-95	162	.253	5498	718	1392	243	41	158	681	4.64	27	53	33	1439.2	1590	835	743	171	585	944
1987	78-84	162	.272	5508	760	1499	282	48	161	717	4.50	33	44	39	1430.2	1503	801	716	199	497	919
1988	68-93	161	.257	5436	664	1397	271	27	148	617	4.15	28	47	28	1428.0	1385	744	659	144	558	981
1989	73-89	162	.257	5512	694	1417	237	29	134	653	4.00	44	64	15	1438.0	1422	728	638	114	560	897
1990	77-85	162	.259	5474	640	1419	251	26	107	610	3.72	41	62	21	1443.1	1319	680	596	120	606	1064
1991	83-79	162	.255	5494	702	1400	268	29	126	665	3.79	48	64	10	1464.1	1387	674	616	136	628	1003
1992	64-98	162	.263	5564	679	1466	278	24	149	638	4.53	30	51	21	1445.0	1467	799	727	129	661	894
1993	82-80	162	.260	5494	734	1429	272	24	161	681	4.19	41	64	22	1453.2	1421	731	677	135	605	1083
1994	49-63	112	.269	3883	569	1045	211	18	153	549	4.99	21	32	13	984.0	1051	616	546	109	486	763
1995	79-66	145	.276	4996	796	1377	276	20	182	767	4.50	39	63	9	1289.1	1343	708	644	149	591	1068
1996	85-76	161	.287	5668	993	1625	343	19	245	954	5.21	34	52	4	1431.2	1562	895	829	216	605	1000
1997	90-72	162	.280	5614	925	1574	312	21	264	890	4.78	38	65	9	1447.2	1500	833	769	192	598	1207
1998	76-85	161	.276	5628	859	1553	321	28	234	822	4.93	31	52	17	1424.1	1530	855	781	196	528	1156
1999	79-83	162	.269	5572	859	1499	263	21	244	825	5.24	40	60	7	1433.2	1613	905	834	191	684	980
2000	91-71	162	.269	5497	907	1481	300	26	198	869	4.49	44	60	4	1441.2	1442	780	720	167	634	998
2001	116-46	162	.288	5680	927	1637	310	38	169	881	3.54	56	73	8	1465.0	1293	627	576	160	465	1051
2002	93-69	162	.275	5569	814	1531	285	31	152	771	4.07	43	64	8	1445.1	1422	699	654	178	441	1063
2003	93-69	162	.271	5561	795	1509	290	33	139	759	3.76	38	52	8	1441.0	1340	637	602	173	466	1001
2004	63-99	162	.270	5722	698	1544	276	20	136	658	4.76	28	49	7	1459.1	1498	823	772	212	575	1036
2005	69-93	162	.256	5507	699	1408	289	34	130	657	4.49	39	59	6	1427.2	1483	751	712	179	496	892
2006	78-84	162	.272	5670	756	1540	266	42	172	703	4.60	47	67	6	1446.2	1500	792	739	183	560	1067
2007	88-74	162	.287	5684	794	1629	284	22	153	754	4.73	43	58	6	1434.1	1578	813	754	147	546	1020
2008	61-101	162	.265	5643	671	1498	285	20	124	631	4.73	36	67	4	1435.1	1544	811	754	161	626	1016
2009	85-77	162	.258	5543	640	1430	280	19	160	613	3.87	49	77	4	1452.2	1359	692	625	172	534	1043
2010	61-101	162	.236	5409	513	1274	227	16	101	485	3.93	38	55	11	1438.0	1402	698	628	157	452	973
2011	67-95	162	.233	5421	556	1263	253	22	109	534	3.90	39	55	12	1433.0	1369	675	621	145	436	1088
2012	75-87	162	.234	5494	619	1285	241	27	149	584	3.76	43	62	8	1456.2	1359	651	608	166	449	1166
2013	71-91	162	.237	5558	624	1318	249	17	188	597	4.31	43	66	4	1465.0	1467	754	702	174	478	1297
2014	87-75	162	.244	5450	634	1328	247	32	136	600	3.17	51	62	2	1452.0	1240	554	512	137	463	1317
2015	76-86	162	.249	5544	656	1379	262	22	198	624	4.16	45	69	6	1463.0	1430	726	677	181	491	1283
2016	86-76	162	.259	5583	768	1446	251	17	223	735	4.00	49	74	2	1457.0	1410	707	647	213	460	1318
2017	78-84	162	.259	5551	750	1436	281	17	200	714	4.46	39	65	1	1440.1	1399	772	713	237	490	1244
2018	89-73	162	.254	5513	677	1402	256	32	176	644	4.13	60	81	3	1448.2	1396	711	664	195	400	1328
2019	68-94	162	.237	5500	758	1305	254	28	239	730	4.99	34	63	3	1439.1	1484	893	798	260	505	1239



MARINERS HIGHS & LOWS

2019 MARINERS HIGHS & LOWS

CLUB

LONGEST WINNING STREAK..... 6, 2x, last: July 24 - July 30
LONGEST LOSING STREAK..... 6, 5x, last: Sept. 2 - Sept. 8
MOST RUNS, GAME:
 Mariners..... 14, 2x, last: June 5 vs. HOU
 Opponent21, Sept. 8 at HOU
MOST RUNS, INNING:
 Mariners..... 8, 2x, last: June 23 vs. BAL (3rd)
 Opponent9, Sept. 8 at HOU (3rd)
MOST HITS, 9-INNING GAME:
 Mariners..... 17, Sept. 17 vs. CWS
 Opponent22, Sept. 8 at HOU
FEWEST HITS, 9-INNING GAME:
 Mariners..... 0, 2x, last: Aug. 3 at HOU
 Opponent1, July 19 vs. LAA
MOST HITS, INNING:
 Mariners..... 6, 6x, last: Sept. 12 vs. CWS
 Opponent 8, 2x, last: Sept. 8 at HOU (3rd)
MOST DOUBLES, GAME:
 Mariners.....5, 4x, last: July 27 vs. DET
 Opponent 11, Sept. 8 at HOU
MOST TRIPLES, GAME:
 Mariners..... 3, April 11 at KC
 Opponent 1, 24x, last: Sept. 18 at PIT
MOST HOME RUNS, GAME:
 Mariners..... 6, June 9 at LAA
 Opponent 6, 3x, last: Aug. 2 at HOU
MOST STOLEN BASES, GAME:
 Mariners..... 6, May 27 vs. TEX
 Opponent 5, April 10 at KC
MOST ERRORS, GAME:
 Mariners..... 4, 3x, last: June 15 at OAK
 Opponent5, June 12 at MIN
MOST DOUBLE PLAYS TURNED, GAME:
 Mariners..... 5, May 22 at TEX
 Opponent4, July 4 vs. STL
MOST STRIKEOUTS, 9-INNING GAME:
 Mariners hitters..... 18, Sept. 25 vs. HOU
 Opponent hitters 15, Sept 12 vs. CWS
MOST WALKS, 9-INNING GAME:
 Mariners hitters..... 11, 2x, last: Sept 12 vs. CWS
 Opponent hitters 11, May 11 at BOS
MOST LEFT ON BASE, 9-INNING GAME:
 Mariners..... 15, 2x, last: Sept 12 vs. CWS
 Opponent 13, April 27 vs. TEX
LARGEST DEFICIT OVERCOME IN WIN..... 5, Sept. 12 vs. CWS
LARGEST LEAD GIVEN UP IN LOSS..... 7, Sept. 5 at HOU
LARGEST WINNING MARGIN..... 13, June 5 vs. HOU (14-1)
LARGEST LOSING MARGIN 20, Sept. 8 at HOU (1-21)
LONGEST GAME, INNINGS, HOME 14.0, June 6 vs. HOU
LONGEST GAME, INNINGS, ROAD..... 13.0, Sept. 21 at BAL
SHORTEST GAME, 9-INNINGS, HOME..... 2:16, April 2 vs. LAA
SHORTEST GAME, 9-INNINGS, ROAD..... 2:05, April 24 at SD
LONGEST GAME, 9-INNINGS, HOME..... 3:51, August 23 vs. TOR
LONGEST GAME, 9-INNINGS, ROAD 3:59, April 18 at LAA
LONGEST GAME, EXTRA-INNINGS, HOME..... 5:06, June 6 vs. HOU
LONGEST GAME, EXTRA-INNINGS, ROAD 4:42, Sept. 21 at BAL
LARGEST CROWD, HOME..... 45,601, March 28 vs. BOS
SMALLEST CROWD, HOME 10,152, Sept. 11 vs. CIN
LARGEST CROWD, ROAD 46,451, March 21 at OAK (Tokyo Dome)
SMALLEST CROWD, ROAD..... 7,455, August 20 at TB

INDIVIDUAL BATTING

LONGEST HITTING STREAK 14, Kyle Seager, August 4-21
MOST HITS, GAME..... 4, 7x, last: Austin Nola, April 15 vs. CWS
MOST RUNS, GAME..... 4, Mallex Smith, June 21 vs. BAL
MOST DOUBLES, GAME..... 3, Ryon Healy, May 8 at NYY
MOST TRIPLES, GAME 1, 28x, last: Shed Long, Sept. 22 at BAL
MOST HOME RUNS, GAME..... 3, Kyle Seager, August 13 at DET
MOST EXTRA-BASE HITS, GAME... 4, Ryon Healy (3 2B, HR), May 8 at NYY
MOST RBI, 9-INNING GAME..... 6, 3x, last: Kyle Seager, August 13 at DET
MOST RBI, EXTRA-INNING GAME... 5, 7x, last: Austin Nola, Sept. 5 at HOU
MOST STOLEN BASES, GAME..... 4, Mallex Smith, May 27 vs. TEX
GRAND SLAMS (4)... Domingo Santana, March 20 at OAK (Tokyo Dome); Jay Bruce, May 5 at CLE; Tim Beckham, May 20 at TEX & July 26 vs. DET

INDIVIDUAL PITCHING

FEWEST HITS ALLOWED (CG):
 Mariners..... 1, Mike Leake, July 19 vs. LAA
 Opponents.....None
MOST STRIKEOUTS, GAME (Starter):
 Mariners..... 10, Yusei Kikuchi, May 3 at CLE
 Opponents..... 15, Gerrit Cole, Sept. 8 at HOU
MOST STRIKEOUTS, GAME (Reliever):
 Mariners..... 8, Wade LeBlanc, June 9 at LAA
 Opponents.....8, Félix Peña, June 30 vs. LAA
MOST WALKS, GAME:
 Mariners..... 5, 3x, last: Justin Dunn, Sept. 12 vs. CIN
 Opponents..... 5, 7x, last: Hector Santiago, Sept. 15 vs. CWS
MOST INNINGS, GAME, STARTER:
 Mariners.....9.0, 3x, last: Yusei Kikuchi, August 16 at TOR
 Opponents..... 8.2, Ryan Yarbrough, August 11 vs. TB
MOST INNINGS, GAME, RELIEVER:
 Mariners.....#8.0, Wade LeBlanc, June 3 vs. HOU
 Opponents..... 2x, 7.0, last: Aaron Brooks, Sept. 20 at BAL
LONGEST WINNING STREAK:..... 6, Marco Gonzales, March 20 - April 25
LONGEST LOSING STREAK: 8, Félix Hernández, April 13 - Sept. 29
MOST CONSECUTIVE SCORELESS INNINGS:
 Overall 14.2, Mike Leake, July 19-24
 Starter 14.2, Mike Leake, July 19-24
 Reliever..... 14.1, Sam Tuivailala, July 20 - Sept. 1
 #Club Record ^Ties Club Record

THE CATCHER'S BOX:

Catcher	G/GS	SB	CCS	CS%	PB
Omar Narváez	98/91	58	8	18.3	3
Tom Murphy	67/66	20	12	39.4	3
Austin Nola	7/4	3	0	0.0	1
David Freitas	1/1	2	0	0.0	0
Team	162/162	83	20	23.9%	7

OUTFIELD ASSISTS:

Player	A
Bruce / Santana	4
Beckham / Long / Smith / Williamson	2
Bishop / Broxton / Court	1

MARINERS DAY-BY-DAYS



G	D	D/N	OPP	W / L	SCORE	WINNER/LOSER/SAVE	REC.	POS	GA/GB	CLUBS	TIME	ATT
1	3/20	N	@OAK	W	9-7	Gonzales (1-0)/Fiers/Strickland (1)	1-0	1st	+0.5	HOU/LAA/TEX	3:24	45,787
2	3/21	N	@OAK	W	5-4 (12)	Rosscup (1-0)/Buchter/Strickland (2)	2-0	1st	+1.0	HOU/LAA/TEX	4:27	46,451
3	3/28	D	BOS	W	12-4	Gonzales (2-0)/Sale	3-0	T1st	--	HOU/OAK/TEX	3:34	45,600
4	3/29	N	BOS	L	6-7	Johnson/Strickland (0-1)/Barnes	3-1	1st	+1.0	HOU/LAA/OAK	3:20	29,002
5	3/30	N	BOS	W	6-5	Leake (1-0)/Rodriguez/Rumbelow (1)	4-1	1st	+1.5	TEX/OAK/HOU	3:10	34,933
6	3/31	D	BOS	W	10-8	LeBlanc (1-0)/Porcello/Bradford (1)	5-1	1st	+1.5	TEX/OAK/HOU	3:39	33,393
March (5-1) Batting: .270 (58x215), 15 HR Pitching: 5-1, 4 SV, 4.11 ERA (26 ER, 57.0 IP)												
7	4/1	N	LAA	W	6-3	Hernández (1-0)/Stratton/ Elías (1)	6-1	1st	+2.0	OAK/TEX/HOU	3:20	14,459
8	4/2	N	LAA	W	2-1	Gonzales (3-0)/Garcia/Swarzak (1)	7-1	1st	+2.0	TEX/OAK/HOU	2:16	13,547
	4/3		OFF DAY					1st	+2.0	TEX		
	4/4	D	@CWS			PPD - Inclement Weather. Rescheduled for May 5.		1st	+1.5	TEX	---	---
9	4/5	D	@CWS	L	8-10	Burr/Gearrin (0-1)/Colomé	7-2	1st	+1.5	TEX	3:36	32,723
10	4/6	D	@CWS	W	9-2	Leake (2-0)/Giolito	8-2	1st	+2.5	TEX	3:31	31,286
11	4/7	D	@CWS	W	12-5	LeBlanc (2-0)/Nova	9-2	1st	+3.5	TEX	3:49	12,509
12	4/8	N	@KC	W	13-5	Elías (1-0)/Bailey	10-2	1st	+3.5	HOU	3:17	10,259
13	4/9	N	@KC	W	6-3	Gonzales (4-0)/Junis/Swarzak (2)	11-2	1st	+3.5	HOU	3:17	10,366
14	4/10	N	@KC	W	6-5	Swarzak (1-0)/Boxberger/Elías (2)	12-2	1st	+3.5	HOU	3:17	12,775
15	4/11	D	@KC	W	7-6 (10)	Brennan (1-0)/Sparkman/Sadzeck (1)	13-2	1st	+4.0	HOU	3:27	10,231
16	4/12	N	HOU	L	6-10	Peacock/Armstrong (0-1)/Osuna	13-3	1st	+3.0	HOU	3:22	30,972
17	4/13	N	HOU	L	1-3	Verlander/Hernández (1-1)/Osuna	13-4	1st	+2.0	HOU	2:46	30,538
18	4/14	D	HOU	L	2-3	Cole/Brennan (1-1)/Osuna	13-5	1st	+1.0	HOU	2:40	29,242
19	4/15	N	CLE	L	4-6	Bauer/Kikuchi(0-1)/Hand	13-6	2nd	-0.5	HOU	3:33	11,215
20	4/16	N	CLE	L	2-4	Bieber/Leake (2-1)/Hand	13-7	2nd	-0.5	HOU	3:07	11,838
21	4/17	D	CLE	L	0-1	Carrasco/Swanson(0-1)/Wittgren	13-8	2nd	-0.5	HOU	2:32	13,529
22	4/18	N	@LAA	W	11-10	Swarzak (2-0)/Allen/Elias (3)	14-8	T1st	--	HOU	3:59	33,592
23	4/19	N	@LAA	W	5-3	Rosscup (2-0)/Allen/ Elías (4)	15-8	T1st	--	HOU	3:04	41,021
24	4/20	N	@LAA	W	6-5	Kikuchi (1-1)/Cahill/Swarzak (3)	16-8	1st	+1.0	HOU	3:41	41,147
25	4/21	D	@LAA	L	6-8	Barria/Leake (2-2)/Garcia	16-9	1st	+1.0	HOU	2:51	34,155
	4/22		OFF DAY					1st	+1.5	HOU		
26	4/23	N	@SD	L	3-6	Margevicius/Swanson (0-2)/Yates	16-10	1st	+0.5	HOU	2:54	25,154
27	4/24	D	@SD	L	0-1	Paddack/Hernández (1-2)/Yates	16-11	2nd	-0.5	HOU	2:05	23,417
28	4/25	N	TEX	W	14-2	Gonzales (5-0)/Hearn	17-11	1st	+0.5	HOU	3:25	12,649
29	4/26	N	TEX	W	5-4 (11)	Elías (2-0)/Dowdy	18-11	1st	+1.5	HOU	4:06	21,719
30	4/27	N	TEX	L	1-15	Minor/Leake (2-3)	18-12	1st	+0.5	HOU	3:11	26,495
31	4/28	D	TEX	L	1-14	Lynn/Swanson (0-3)	18-13	T1st	+2.0	HOU	3:10	21,513
	4/29		OFF DAY					T1st	+2.0	HOU		
32	4/30	N	CHC	L	5-6	Brach/Brennan (1-2)/Cishek	18-14	2nd	-1.0	HOU	3:10	27,229
April (13-13) Batting: .248 (222x895), 45 HR Pitching: 13-13, 8 SV, 4.60 ERA (119 ER, 233.0 IP)												
33	5/1	D	CHC	L	0-11	Lester/Gonzales (5-1)	18-15	2nd	-1.0	HOU	2:41	29,479
	5/2		OFF DAY					2nd	-0.5	HOU		
34	5/3	N	@CLE	L	1-2	Hand/Swarzak (2-1)	18-16	2nd	-1.0	HOU	2:46	16,334
35	5/4	D	@CLE	L	4-5	Olson/Sadzeck (0-1)/Hand	18-17	2nd	-2.0	HOU	2:41	18,420
36	5/5	D	@CLE	W	10-0	Swanson (1-3)/Anderson	19-17	2nd	-2.0	HOU	2:54	19,665
37	5/6	N	@NYY	L	3-7	Sabathia/Hernández (1-3)	19-18	2nd	-3.0	HOU	2:36	37,423
38	5/7	N	@NYY	L	4-5	Harvey/Swarzak (2-2)	19-19	2nd	-3.0	HOU	3:15	36,851
39	5/8	N	@NYY	W	10-1	Kikuchi (2-1)/Loaisiga	20-19	2nd	-3.0	HOU	3:07	38,774
40	5/9	N	@NYY	L	1-3	Happ/Leake (2-4)/Chapman	20-20	2nd	-4.0	HOU	2:54	37,016
41	5/10	N	@BOS	L	1-14	Rodriguez/Swanson (1-4)	20-21	2nd	-5.0	HOU	3:02	33,731
42	5/11	D	@BOS	L	5-9	Porcello/Hernández (1-4)	20-22	3rd	-6.0	HOU	3:15	36,024
43	5/12	D	@BOS	L	2-11	Valazquez/Gonzales (5-2)	20-23	3rd	-7.0	HOU	3:23	33,069
44	5/13	N	OAK	W	6-5 (10)	Brennan (2-2)/Soria	21-23	3rd	-7.0	HOU	3:47	12,514
45	5/14	N	OAK	W	4-3	Leake (3-4)/Anderson/Elías (5)	22-23	2nd	-7.0	HOU	2:37	11,363
	5/15		OFF DAY					2nd	-7.5	HOU		
46	5/16	N	MIN	L	6-11	Pineda/Swanson (1-5)	22-24	2nd	-8.0	HOU	3:03	16,161
47	5/17	N	MIN	L	1-7	Pérez/Gonzales (5-3)	22-25	4th	-9.0	HOU	2:36	20,256
48	5/18	N	MIN	L	4-18	Duffey/LeBlanc (2-1)	22-26	5th	-10.0	HOU	3:50	34,440
49	5/19	D	MIN	W	7-4	Kikuchi (3-1)/Gibson	23-26	5th	-9.0	HOU	3:00	31,070
50	5/20	N	@TEX	L	9-10	Minor/Leake (3-5)	23-27	5th	-10.0	HOU	2:53	18,796
51	5/21	N	@TEX	L	3-5	Lynn/Milone (0-1)/Kelley	23-28	5th	-11.0	HOU	2:56	19,157
52	5/22	D	@TEX	L	1-2	Sampson/Gonzales (5-4)/Kelley	23-29	5th	-11.0	HOU	2:27	22,400
	5/23		OFF DAY					5th	-10.5	HOU		
53	5/24	N	@OAK	L	2-6	Trivino/LeBlanc (2-2)	23-30	5th	-11.5	HOU	3:25	12,902
54	5/25	D	@OAK	L	5-6	Fiers/Kikuchi (3-2)/Treinen	23-31	5th	-12.5	HOU	2:52	18,975
55	5/26	D	@OAK	L	1-7	Anderson/Leake (3-6)	23-32	5th	-12.5	HOU	2:38	14,664
56	5/27	N	TEX	W	6-2	Milone (1-1)/Lynn	24-32	5th	-12.5	HOU	3:14	14,086
57	5/28	N	TEX	L	4-11	Sampson/Gonzales (5-5)	24-33	5th	-13.5	HOU	3:17	12,287
58	5/29	D	TEX	L	7-8	Chavez/Bass (0-1)/Kelley	24-34	5th	-13.5	HOU	3:20	16,060
59	5/30	N	LAA	L	3-9	Pena/Kikuchi (3-3)	24-35	5th	-14.0	HOU	3:21	13,978
60	5/31	N	LAA	W	4-3	Leake (4-6)/Skaggs/Bass (1)	25-35	5th	-14.0	HOU	2:35	32,167
May (7-21) Batting: .233 (219x941), 43 HR Pitching: 7-21, 1 SV, 6.03 ERA (161 ER, 240.1 IP)												



MARINERS DAY-BY-DAYS

G	D	D/N	OPP	W / L	SCORE	WINNER/LOSER/SAVE	REC.	POS	GA/GB	CLUBS	TIME	ATT				
61	6/1	D	LAA	L	3-6	Bedrosian/Brennan (2-3)/Robles	25-36	5th	-15.0	HOU	3:16	28,112				
62	6/2	D	LAA	L	3-13	Suarez/Gonzalez (5-6)	25-37	5th	-16.0	HOU	3:22	28,905				
63	6/3	N	HOU	L	2-4	Valdez/Gearrin (0-2)/Pressly	25-38	5th	-17.0	HOU	2:49	11,826				
64	6/4	N	HOU	L	5-11	Guduan/Brennan (2-4)	25-39	5th	-18.0	HOU	3:21	12,245				
65	6/5	N	HOU	W	14-1	LEAKE (5-6)/Peacock	26-39	5th	-17.0	HOU	2:49	13,653				
66	6/6	D	HOU	L	7-8 (14)	Devenski/Festa (0-1)	26-40	5th	-18.0	HOU	5:06	20,267				
67	6/7	N	@LAA	W	6-2	Gonzales (6-6)/Heaney	27-40	5th	-18.0	HOU	3:21	41,945				
68	6/8	N	@LAA	L	3-12	Peters/Kikuchi (3-4)	27-41	5th	-18.0	HOU	3:08	40,569				
69	6/9	D	@LAA	W	9-3	LeBlanc (3-2)/Suarez	28-41	5th	-18.0	HOU	3:17	41,614				
	6/10	OFF DAY						5th	-18.0	HOU						
70	6/11	N	@MIN	L	5-6	Magill/Brennan (2-5)/May	28-42	5th	-19.0	HOU	3:02	23,046				
71	6/12	N	@MIN	W	9-6 (10)	Bass (1-1)/Duffey/Elias (6)	29-42	5th	-18.0	HOU	3:50	25,909				
72	6/13	D	@MIN	L	5-10	Harper/Brennan (2-6)	29-43	5th	-18.5	HOU	3:49	31,912				
73	6/14	N	@OAK	W	9-2	Gonzales (7-6)/Bassitt	30-43	5th	-18.5	HOU	3:00	21,387				
74	6/15	N	@OAK	L	2-11	Montas/Bautista (0-1)	30-44	5th	-19.5	HOU	2:58	14,846				
75	6/16	D	@OAK	W	6-3	Leake (6-6)/Trivino/Elias (7)	31-44	5th	-18.5	HOU	2:56	30,242				
76	6/17	N	KC	L	4-6	Flynn/Bass (1-2)/Kennedy	31-45	5th	-18.5	HOU	3:22	14,469				
77	6/18	N	KC	L	0-9	Bailey/Kikuchi (3-5)	31-46	5th	-18.5	HOU	3:06	12,854				
78	6/19	D	KC	W	8-2	Gonzales (8-6)/Keller	32-46	5th	-17.5	HOU	2:51	16,296				
79	6/20	N	BAL	W	5-2	LeBlanc (4-2)/Bundy/Elias (8)	33-46	5th	-16.5	HOU	3:16	15,217				
80	6/21	N	BAL	W	10-9	Leake (7-6)/Gilmartin/Elias (9)	34-46	5th	-15.5	HOU	3:18	23,293				
81	6/22	D	BAL	L	4-8	Cashner/Milone (1-2)	34-47	5th	-15.5	HOU	3:05	27,484				
82	6/23	D	BAL	W	13-3	Kikuchi (4-5)/Ynoa	35-47	5th	-15.5	HOU	3:07	22,837				
	6/24	OFF DAY														
83	6/25	N	@MIL	W	8-3	Gonzales (9-6)/Davies	36-47	5th	-15.5	HOU	3:38	28,468				
84	6/26	N	@MIL	W	4-2	LeBlanc (5-2)/Houser/Elias (10)	37-47	5th	-14.5	HOU	3:11	30,074				
85	6/27	D	@MIL	L	2-4	Anderson/Leake(7-7)/Hader	37-48	5th	-14.5	HOU	2:34	36,587				
86	6/28	N	@HOU	L	1-2 (10)	Harris/Festa (0-2)	37-49	5th	-15.5	HOU	3:27	32,828				
87	6/29	N	@HOU	L	5-6 (10)	Devenski/Elias (2-1)	37-50	5th	-16.5	HOU	3:38	35,082				
88	6/30	D	@HOU	L	1-6	Cole/Gonzales (9-7)	37-51	5th	-17.5	HOU	2:52	32,485				
June (12-16)													Batting: .244 (241x987), 47 HR		Pitching: 12-16, 5 SV, 5.24 ERA (147 ER, 252.1 IP)	
	7/1	OFF DAY														
89	7/2	N	STL	W	5-4	Adams (1-0)/Gallegos/Elias (11)	38-51	5th	-17.5	HOU	3:18	20,173				
90	7/3	N	STL	L	2-5	Brebbia/Adams (1-1)	38-52	5th	-18.5	HOU	2:58	31,876				
91	7/4	D	STL	L	4-5	Ponce de Leon/Milone (1-3)/Martinez	38-53	5th	-19.0	HOU	2:45	26,673				
92	7/5	N	OAK	L	2-5	Anderson/Kikuchi (4-6)/Hendriks	38-54	5th	-19.0	HOU	2:51	19,736				
93	7/6	N	OAK	W	6-3	Gonzales (10-7)/Bassitt	39-54	5th	-19.0	HOU	2:41	24,307				
94	7/7	D	OAK	L	4-7	Mengden/Carasiti (0-1)/Hendriks	39-55	5th	-20.0	HOU	3:15	25,830				
	7/8															
	7/9	All-Star Game (Cleveland)														
	7/10															
	7/11						39-55	5th	-19.5	HOU						
95	7/12	N	@LAA	L	0-13	Peña/Leake (7-8)	39-56	5th	-19.5	HOU	2:54	43,140				
96	7/13	N	@LAA	L	2-9	Harvey/LeBlanc (5-3)	39-57	5th	-20.5	HOU	3:07	41,549				
97	7/14	D	@LAA	L	3-6	Buttrey/Bass (1-3)/ Robles	39-58	5th	-21.5	HOU	3:28	38,560				
	7/15	OFF DAY					39-58	5th	-21.0	HOU						
98	7/16	N	@OAK	L	2-9	Mengden/Gonzales (10-8)	39-59	5th	-21.0	HOU	2:43	18,718				
99	7/17	D	@OAK	L	2-10	Bailey/Milone (1-4)	39-60	5th	-22.0	HOU	2:49	19,161				
	7/18	OFF DAY					39-60	5th	-22.5	HOU						
100	7/19	N	LAA	W	10-0	LEAKE (8-8)/Barria	40-60	5th	-22.5	HOU	2:32	19,994				
101	7/20	N	LAA	L	2-6	Buttrey/ Elias (2-2)	40-61	5th	-23.5	HOU	3:23	30,941				
102	7/21	D	LAA	L	3-9	Peters/Kikuchi (4-7)	40-62	5th	-24.5	HOU	3:15	25,981				
103	7/22	N	TEX	W	7-3	Gonzales (11-8)/ Sampson/ Elias (12)	41-62	5th	-24.5	HOU	2:50	16,110				
104	7/23	N	TEX	L	2-7	Payano/Milone (1-5)	41-63	5th	-24.5	HOU	2:39	15,536				
105	7/24	D	TEX	W	5-3	Leake (9-8)/Minor/Elias (13)	42-63	5th	-24.5	HOU	2:25	28,145				
106	7/25	N	DET	W	10-2	LeBlanc (6-3)/VerHagen	43-63	5th	-24.0	HOU	2:47	18,536				
107	7/26	N	DET	W	3-2	Elias (3-2)/Cisnero	44-63	5th	-23.0	HOU	2:51	26,664				
108	7/27	D	DET	W	8-1	Gonzales (12-8)/Alexander	45-63	5th	-23.0	HOU	3:02	27,145				
109	7/28	D	DET	W	3-2 (10)	Elias (4-2)/Cisnero	46-63	5th	-23.0	HOU	2:58	20,045				
	7/29	OFF DAY														
110	7/30	N	@TEX	W	8-5	Tuivailala (1-0)/Martin/Elias (14)	47-63	5th	-23.0	HOU	3:16	20,599				
111	7/31	N	@TEX	L	7-9	Minor/LeBlanc (6-4)/Chavez	47-64	5th	-23.0	HOU	3:26	22,539				
July (10-13)													Batting: .254 (195x768), 28 HR		Pitching: 10-13, 4 SV, 4.95 ERA (111 ER, 202.0 IP)	

MARINERS DAY-BY-DAYS



G	D	D/N	OPP	W / L	SCORE	WINNER/LOSER/SAVE	REC.	POS	GA/GB	CLUBS	TIME	ATT	
	8/1		OFF DAY				47-64	5th	-23.5	HOU			
112	8/2	N	@HOU	L	2-10	Miley/Kikuchi (4-8)	47-65	5th	-24.5	HOU	2:57	41,444	
113	8/3	N	@HOU	L	0-9	Sanchez/Gonzales (12-9)	47-66	5th	-25.5	HOU	3:02	37,059	
114	8/4	D	@HOU	L	1-3	Verlander/Milone (1-6)/Osuna	47-67	5th	-26.5	HOU	2:56	39,667	
	8/5		OFF DAY										
115	8/6	N	SD	L	4-9	Lamet/LeBlanc(6-5)	47-68	5th	-27.5	HOU	2:55	24,014	
116	8/7	D	SD	W	3-2	Magill (3-0)/Munoz/Bass (2)	48-68	5th	-27.5	HOU	3:05	20,157	
	8/8		OFF DAY										
117	8/9	N	TB	L	3-5	Drake/Bass (1-4)/Pagan	48-69	5th	-28.5	HOU	3:21	26,774	
118	8/10	N	TB	L	4-5	Morton/Milone (1-7)/Pagan	48-70	5th	-29.5	HOU	2:39	33,895	
119	8/11	D	TB	L	0-1	Yarbrough/LeBlanc (6-6)/Pagan	48-71	5th	-29.5	HOU	2:23	24,245	
	8/12		OFF DAY										
120	8/13	N	@DET	W	11-6	Grotz (1-0)/Boyd	49-71	5th	-29.0	HOU	3:42	16,195	
121	8/14	N	@DET	L	2-3	Jackson/Gonzales (12-10)/Jimenez	49-72	5th	-29.0	HOU	2:48	17,132	
122	8/15	D	@DET	W	7-2	Milone (2-7)/Turnbull	50-72	5th	-28.0	HOU	2:51	19,440	
123	8/16	N	@TOR	L	3-7	Waguespack/LeBlanc (6-7)	50-73	5th	-28.0	HOU	2:37	20,844	
124	8/17	D	@TOR	W	4-3	Bass (2-4)/Mayza/Magill (1)	51-73	5th	-27.0	HOU	2:48	22,073	
125	8/18	D	@TOR	W	7-0	KIKUCHI (5-8)/Font	52-73	5th	-27.0	HOU	2:25	23,604	
126	8/19	N	@TB	W	9-3	Gonzales (13-10)/McKay	53-73	5th	-27.0	HOU	3:04	9,152	
127	8/20	N	@TB	W	7-4	Milone (3-7)/Beeks/Magill (2)	54-73	5th	-27.0	HOU	3:25	7,455	
128	8/21	D	@TB	L	6-7	Pagan/Magill (3-1)	54-74	5th	-27.0	HOU	2:58	7,827	
	8/22		OFF DAY										
129	8/23	N	TOR	W	7-4	Wisler (3-2)/Gaviglio/Magill (S)	55-74	5th	-27.5	HOU	3:51	34,707	
130	8/24	N	TOR	L	5-7	Stewart/McClain (0-1)/Law	55-75	5th	-28.5	HOU	3:38	34,590	
131	8/25	D	TOR	W	3-1	Gonzales (14-10)/Buchholz/Magill (4)	56-75	5th	-28.5	HOU	2:28	29,345	
132	8/26	N	NYN	L	4-5	Happ/Milone (3-8)/Chapman (36)	56-76	5th	-29.0	HOU	2:57	23,030	
133	8/27	N	NYN	L	0-7	Tanaka/Kikuchi (5-9)	56-77	5th	-30.0	HOU	2:59	23,131	
134	8/28	D	NYN	L	3-7	Paxton/Sheffield (0-1)	56-78	5th	-31.0	HOU	3:11	32,026	
135	8/29	N	@TEX	W	5-3	Magill (4-1)/Leclerc	57-78	5th	-30.0	HOU	3:09	16,591	
136	8/30	N	@TEX	L	3-6	Allard/Gonzales (14-11)/Clase	57-79	5th	-31.0	HOU	2:45	23,563	
137	8/31	N	@TEX	L	2-3	Clase/Magill (4-2)	57-80	5th	-31.0	HOU	2:49	33,668	
				August (10-16)			Batting: .218 (184x843), 33 HR			Pitching: 10-16, 5 SV, 4.61 ERA (116 ER, 226.1 IP)			
138	9/1	D	@TEX	W	11-3	Kikuchi (6-9)/Martin	58-80	5th	-31.0	HOU	3:39	22,116	
139	9/2	D	@CHC	L	1-5	Phelps/Wisler (3-3)	58-81	5th	-32.0	HOU	2:56	39,113	
140	9/3	N	@CHC	L	1-6	Lester/Hernandez (1-5)	58-82	5th	-32.0	HOU	3:14	33,958	
	9/4		OFF DAY										
141	9/5	N	@HOU	L	9-11 (13)	James/Wisler (3-4)	58-83	5th	-33.0	HOU	4:40	27,822	
142	9/6	N	@HOU	L	4-7	Smith/Milone (3-9)	58-84	5th	-34.0	HOU	3:31	33,149	
143	9/7	N	@HOU	L	1-2	Verlander/Adams (1-2)/Harris	58-85	5th	-35.0	HOU	2:56	41,958	
144	9/8	D	@HOU	L	1-21	Cole/Hernández (1-6)	58-86	5th	-36.0	HOU	2:50	35,569	
	9/9		OFF DAY										
145	9/10	N	CIN	W	4-3	Altavilla (1-0)/Garrett/Bass (3)	59-86	5th	-35.5	HOU	2:49	12,232	
146	9/11	N	CIN	W	5-3	Gonzales (15-11)/Gray/Bass (4)	60-86	5th	-34.5	HOU	2:58	10,147	
147	9/12	N	CIN	L	5-11	Romano/Altavilla (1-1)	60-87	5th	-34.5	HOU	3:21	15,564	
148	9/13	N	CWS	L	7-9	Osich/Kikuchi (6-10)/Colome	60-88	5th	-35.5	HOU	3:47	17,371	
149	9/14	N	CWS	W	2-1 (10)	Magill (5-2)/Colome	61-88	5th	-35.5	HOU	3:28	26,060	
150	9/15	D	CWS	W	11-10	Adams (2-2)/Ruiz	62-88	5th	-35.5	HOU	3:44	17,105	
	9/16		OFF DAY										
151	9/17	N	@PIT	W	6-0	Gonzales (16-11)/Keller	63-88	5th	-35.5	HOU	2:58	10,933	
152	9/18	N	@PIT	W	4-1	Milone (4-9)/Agrazal/Magill (5)	64-88	5th	-35.5	HOU	2:47	9,875	
153	9/19	D	@PIT	W	6-5 (11)	Brennan (3-6)/Holmes/Swanson (1)	65-88	5th	-35.0	HOU	4:16	12,543	
154	9/20	N	@BAL	L	3-5	Brooks/Hernández (1-7)	65-89	5th	-36.0	HOU	2:27	11,714	
155	9/21	N	@BAL	W	7-6 (13)	Altavilla (2-1)/Tan. Scott/Swanson (2)	66-89	5th	-35.0	HOU	4:42	22,556	
156	9/22	D	@BAL	L	1-2	Means/Gonzales (16-12)/Bleier	66-90	5th	-36.0	HOU	2:11	17,540	
	9/23		OFF DAY										
157	9/24	N	HOU	L	0-3	Cole/Milone (4-10)/Osuna	66-91	5th	-37.0	HOU	2:51	11,262	
158	9/25	N	HOU	L	0-3	Greinke/Kikuchi (6-11)/Harris	66-92	5th	-38.0	HOU	2:33	10,921	
159	9/26	N	OAK	L	1-3	Manaea/Hernández/Hendriks	66-93	5th	-38.0	HOU	2:39	20,907	
160	9/27	N	OAK	W	4-3	Warren (1-0),Hendriks	67-93	5th	-38.0	HOU	3:34	24,198	
161	9/28	N	OAK	L	0-1	Anderson/Gonzales (16-13)	67-94	5th	-39.0	HOU	2:41	26,470	
162	9/29	D	OAK	W	3-1	McClain (1-1)/Roark/Bass (5)	68-94	5th	-39.0	HOU	2:52	16,819	
				September (11-14)			Batting: .219 (186x851), 26 HR			Pitching: 11-14, 6 SV, 4.69 ERA (119 ER, 228.1 IP)			



MARINERS TRANSACTIONS

Jan. 2	Yusei Kikuchi , LHP, signed as free agent.	May 14	Shed Long , INF, optioned to AAA Tacoma (post game).
Jan. 10	Tim Beckham , INF, signed as free agent.	May 16	Mallex Smith , OF, recalled from AAA Tacoma.
	Cory Gearrin , RHP, signed as free agent.	May 17	Matt Festa , RHP, recalled from AAA Tacoma.
	John Andreoli , OF, designated for assignment.		Ryan Garton , RHP, selected from AAA Tacoma.
Jan. 15	John Andreoli , OF, claimed off waivers by Texas.		Erik Swanson , RHP, optioned to AAA Tacoma.
Jan. 21	Shed Long , INF, acquired from New York-AL in exchange for Josh Stowers (of).		Zac Rosscup , LHP, designated for assignment.
	Kaleb Cowart , INF/P, designated for assignment.		Andrew Moore , RHP, claimed off waivers from SF; optioned to AA Arkansas.
Jan. 24	Ichiro Suzuki signed to minor league contract.		Nick Rumbelow , RHP, designated for assignment.
	Kaleb Cowart , INF/P, claimed off waivers by Detroit.		Matt Festa , RHP, optioned AAA Tacoma (post game).
Jan. 27	Hunter Strickland , RHP, signed as free agent.	May 18	Wade LeBlanc , LHP, returned from rehab assignment and reinstated from 10-day IL.
	Max Povse , RHP, designated for assignment.		Dylan Moore , INF, placed on rehab assignment at AAA Tacoma.
Feb. 1	Max Povse , RHP, outrighted to AAA Tacoma.		Sam Tuivailala , RHP, rehab assignment transferred from A Modesto to AAA Tacoma.
March 3	Joey Culetta , 1B/DH, optioned to AAA Tacoma.	May 19	David McKay , RHP, recalled from AAA Tacoma.
March 11	Shed Long , INF, optioned to AAA Tacoma.		Mike Wright , RHP, designated for assignment.
	Justus Sheffield , LHP, optioned to AAA Tacoma.	May 20	Jesse Biddle , LHP, and Arodys Vizcaino , RHP, acquired from ATL in exchange for Anthony Swarzak, RHP, and cash considerations.
March 13	Erik Swanson , RHP, optioned to AAA Tacoma.		Parker Markel , RHP, optioned to AAA Tacoma (post game).
March 13	J.P. Crawford , INF, optioned to AAA Tacoma.	May 21	Anthony Bass , RHP, signed as free agent, reports to team.
March 18	Kristopher Negron , INF, outrighted to AAA Tacoma.		Tommy Milone , LHP, selected from AAA Tacoma.
March 18	Ichiro Suzuki , OF, selected from AAA Tacoma.		Dylan Moore , INF, returned from rehab assignment and reinstated from 10-day IL.
	Gerson Bautista , RHP, placed on 10-day IL (retro to 3/17) with right pectoralis strain.		Shed Long , INF, recalled from AAA Tacoma.
	Shawn Armstrong , RHP, placed on 10-day IL (retro to 3/17) with left oblique strain.		Dee Gordon , INF, placed on 10-day IL with right wrist contusion.
	Kyle Seager , INF, placed on 10-day IL (retro to 3/17) with left third-digit extensor hood tear.		Ryon Healy , INF, placed on 10-day IL with lower back stiffness.
	Sam Tuivailala , RHP, placed on 10-day IL (retro to 3/17) while recovering from Achilles tendon repair.		Ryan Garton , RHP, designated for assignment.
March 19	Anthony Swarzak , RHP, placed on 10-day IL (retro to 3/17) with right shoulder impingement.	May 22	Nick Rumbelow , RHP, outrighted to AAA Tacoma.
March 23	Braden Bishop , OF, optioned to AAA Tacoma.		Mike Wright , RHP, outrighted to AAA Tacoma.
	Dan Altavilla , RHP, optioned to AAA Tacoma.	May 23	Zac Rosscup , LHP, claimed off waivers by TOR.
March 26	Ichiro Suzuki , OF, placed on voluntarily retired list.	May 24	Ryan Garton , RHP, outright to AAA Tacoma.
March 29	Tom Murphy , C, acquired from San Francisco in exchange for MiLB Jesus Ozoria (rhp).		Dylan Moore , INF, optioned to AAA Tacoma (post-game).
	David Freitas , C, optioned to AAA Tacoma.	May 25	Kyle Seager , INF, returned from rehabilitation assignment at AAA Tacoma and reinstated from the 60-day Injured List.
March 30	Hunter Strickland , RHP, placed on 10-day IL with strained right lat.		Sam Tuivailala , RHP, transferred to the 60-day Injured List.
	David McKay , RHP, selected from AAA Tacoma.	May 27	Jimmy Cordero , RHP, claimed off waivers from TOR; optioned to AAA Tacoma.
	Kyle Seager , INF, transferred to 60-day IL.		Gerson Bautista , RHP, transferred to 60-day IL.
April 1	Connor Sadzeck , RHP, acquired from Texas in exchange for MiLB Grant Anderson (rhp).	May 29	Dylan Moore , INF, recalled from AAA Tacoma.
	David McKay , RHP, optioned to AAA Tacoma (postgame).		J.P. Crawford , INF, placed on 10-day IL with left ankle sprain.
	Hunter Strickland , RHP, transferred to 60-day IL.	May 30	Sam Tuivailala , RHP, returned from rehab assignment at AAA Tacoma.
April 2	Anthony Swarzak , RHP, reinstated from 10-day IL.	May 31	Ruben Alaniz , RHP, claimed off waivers by Cincinnati.
April 3	Connor Sadzeck , RHP, reports to club.		Chasen Bradford , RHP, recalled from AAA Tacoma.
April 9	Nick Rumbelow , RHP, optioned to AAA Tacoma.		David McKay , RHP, optioned to AAA Tacoma.
	Erik Swanson , RHP, recalled from AAA Tacoma.	June 2	Jake Scheiner, MiLB INF, acquired from PHI in exchange for Jay Bruce, OF, and cash considerations.
	Chasen Bradford , RHP, placed on 10-day IL with right shoulder inflammation.		Braden Bishop , OF, recalled from AAA Tacoma.
April 11	Matt Festa , RHP, optioned to AAA Tacoma (postgame).	June 3	Chasen Bradford , RHP, placed on 10-day IL with right forearm tightness.
	Erik Swanson , RHP, optioned to AAA Tacoma (postgame).		Matt Festa , RHP, recalled from AAA Tacoma.
April 12	Ruben Alaniz , RHP, recalled from AAA Tacoma.	June 4	Connor Sadzeck , RHP, placed on 10-day IL with right elbow inflammation.
	Shawn Armstrong , RHP, returned from rehab. assignment at AAA Tacoma and reinstated from 10-day IL.		Andrew Moore , RHP, recalled from AA Arkansas.
April 14	Erik Swanson , RHP, recalled from AAA Tacoma.		Andrew Moore , RHP, optioned to AA Arkansas (post-game).
	Wade LeBlanc , LHP, placed on 10-day IL (right oblique strain).	June 5	Gerson Bautista , RHP, reinstated from 10-day IL.
	Sal Biasi, MiLB RHP, acquired from MIL in exchange for David Freitas (C).		Braden Bishop , OF, placed on 10-day IL with lacerated spleen.
April 21	Ruben Alaniz , RHP, optioned to AAA Tacoma (postgame).		Mac Williamson , OF, selected from AAA Tacoma.
April 23	Chasen Bradford , RHP, reinstated from 10-day IL.	June 7	Jimmy Cordero , RHP, claimed off waivers by Chicago-AL.
April 24	Mike Wright , RHP, acquired from BAL in exchange for MiLB Ryne Ogren (inf).		Dee Gordon , OF, placed on rehab assignment with AAA Tacoma.
April 26	Justus Sheffield , LHP, recalled from AAA Tacoma.		Mitch Haniger , OF, placed on 10-day IL with ruptured testicle.
	Shawn Armstrong , RHP, designated for assignment.		Taylor Scott , RHP, selected from AAA Tacoma.
April 27	Mike Wright , RHP, reports to club.	June 11	Dee Gordon , INF, returned from rehab assignment and reinstated from 10-day IL.
	Justus Sheffield , LHP, optioned to AAA Tacoma.		Matt Festa , RHP, optioned to AAA Tacoma.
April 30	Braden Bishop , OF, recalled from AAA Tacoma.	June 14	J.P. Crawford , INF, placed on rehab assignment with A Modesto.
	Mallex Smith , OF, optioned to AAA Tacoma.		Felix Hernandez , RHP, placed on rehab assignment with AAA Tacoma.
May 2	Sam Tuivailala , RHP, begins rehab assignment at A Modesto.		Matt Festa , RHP, recalled from AAA Tacoma.
May 4	Joey Culetta , INF, claimed off waivers by BOS.		J.P. Crawford , INF, returned from rehab assignment and reinstated from 10-day IL.
	Austin Adams , RHP, acquired from WAS in exchange for MiLB Nick Wells (lhp) and cash considerations. Adams is optioned to AAA Tacoma.		Brandon Brennan , RHP, placed on 10-day IL with strained right shoulder.
May 8	Gerson Bautista , RHP, begins rehab assignment at A Modesto.	June 15	Shed Long , INF, optioned to AAA Tacoma.
May 10	J.P. Crawford , INF, recalled from AAA Tacoma.	June 16	Juan Then , MiLB RHP, acquired from NYY in exchange for INF Edwin Encarnación.
	Shed Long , INF, recalled from AAA Tacoma.	June 19	Austin Nola , C/INF, selected from AAA Tacoma.
	Dylan Moore , INF, placed on 10-day IL (right wrist contusion).	June 20	Felix Hernandez , RHP, returned from rehab assignment at AAA Tacoma.
	Chasen Bradford , RHP, optioned to AAA Tacoma.	June 21	Taylor Scott , RHP, optioned to AAA Tacoma (postgame).
May 11	Braden Bishop , OF, optioned to AAA Tacoma (post game).		Dan Altavilla , RHP, recalled from AAA Tacoma.
May 12	Dan Altavilla , RHP, recalled from AA Arkansas.		Sam Tuivailala , RHP, placed on rehab assignment with short-A Everett.
	Parker Markel , RHP, selected from AAA Tacoma.	June 22	Gerson Bautista , RHP, optioned to AAA Tacoma (postgame).
	Felix Hernandez , RHP, placed on 10-day IL (right shoulder stiffness).	June 23	Matt Carasiti , RHP, selected from AAA Tacoma.
	Dan Altavilla , RHP, optioned to AA Arkansas (post game).		Mike Wright , RHP, selected from AAA Tacoma.
May 13	Austin Adams , RHP, recalled from AAA Tacoma.		Jesse Biddle , LHP, designated for assignment.
	Wade LeBlanc , LHP, begins rehab assignment at AAA Tacoma.	June 25	Chasen Bradford , RHP, transferred from 10-day to 60-day IL.
	Kyle Seager , INF, begins rehab assignment at AAA Tacoma.		Taylor Scott , RHP, claimed off waivers by BAL.

MARINERS TRANSACTIONS



June 28	Jesse Biddle , LHP, claimed off waivers by TEX.		
	Sam Tuivailala , RHP, rehab assignment transferred from short-A Everett to AA Arkansas.	Aug. 6	Brandon Brennan , RHP, returned from rehab assignment with AAA Tacoma and activated from Injured List.
July 4	Matt Wisler , RHP, acquired from SD in exchange for cash considerations.		Tim Lopes , INF, returned from rehab assignment with AAA Tacoma and activated from Concussion List.
July 5	Mike Wright , RHP, designated for assignment.		Gerson Bautista , RHP, optioned to AAA Tacoma.
July 6	Parker Markel , RHP, recalled from AAA Tacoma.		David McKay , RHP, claimed off waivers by DET.
	David McKay , RHP, recalled from AAA Tacoma.		Tim Beckham , INF, placed on restricted list by MLB.
	Dan Altavilla , RHP, placed on 10-day IL (right forearm strain).		Felix Hernandez , RHP, rehab assignment transferred to A Modesto.
	Austin Adams , RHP, placed on 10-day IL (right shoulder strain).	Aug. 8	Dee Gordon , INF, activated from 10-Day Injured List.
July 7	Mike Wright , RHP, outrighted to AAA Tacoma.	Aug. 10	Ryan Court , INF, optioned to AAA Tacoma.
July 12	Sam Tuivailala , RHP, rehab assignment transferred from AA Arkansas to AAA Tacoma.		Dan Altavilla , RHP, placed on rehab assignment with short-A Everett.
	Brandon Brennan , RHP, placed on rehab assignment with AZL Mariners.	Aug. 11	Felix Hernandez , RHP, rehab assignment transferred to short-A Everett.
July 14	Andrew Moore , RHP, outrighted to AAA Tacoma.		Mitch Haniger , OF, placed on rehab assignment with A Modesto.
	David McKay , RHP, optioned to AAA Tacoma (post-game).	Aug. 13	Taylor Guilbeau , LHP, selected from AAA Tacoma.
	Parker Markel , RHP, optioned to AAA Tacoma (post-game).	Aug. 15	Brandon Brennan , RHP, placed on 10-Day Injured list with right shoulder inflammation.
July 15	Sam Tuivailala , RHP, return from rehab assignment at AAA Tacoma and activated from 60-day DL.		Dan Altavilla , RHP, rehab assignment transferred to AAA Tacoma.
July 16	Kristopher Negron , OF, selected from AAA Tacoma.	Aug. 16	Mitch Haniger , OF, rehab assignment transferred to AAA Tacoma.
	Erik Swanson , RHP, recalled from AAA Tacoma.	Aug. 18	Felix Hernandez , RHP, rehab assignment transferred to AAA Tacoma.
	Mac Williamson , OF, designated for assignment.	Aug. 20	Jake Fraley , OF, selected from AAA Tacoma.
July 17	Mac Williamson , OF, outrighted to AAA Tacoma.		Domingo Santana , OF, placed on 10-Day Injured List with right elbow inflammation.
July 20	Hunter Strickland , RHP, placed on rehab assignment at AAA Tacoma.	Aug. 23	Justus Sheffield , LHP, recalled from AAA Tacoma.
July 21	Matt Magill , RHP, acquired from MIN in exchange for cash considerations.		Cory Gearrin , RHP, claimed off waivers by New York-AL.
July 22	Matt Magill , RHP, reports to team.	Aug. 24	Felix Hernandez , RHP, reinstated from 60-Day Injured List.
	Matt Festa , RHP, optioned to AAA Tacoma.		Zac Grotz , RHP, optioned to AAA Tacoma (post-game 8/23).
July 23	Dee Gordon , INF, placed on 10-day IL with strained left quad.	Sept. 1	Austin Adams , RHP, returned from rehab assignment at AA Arkansas and reinstated from the 10-day injured list.
	Tim Lopes , INF, selected from AAA Tacoma.		Dan Altavilla , RHP, returned from rehab assignment at AAA Tacoma and reinstated from the 10-day injured list.
	Parker Markel , RHP, designated for assignment.	Sept. 1	Braden Bishop , OF, returned from rehab assignment at AAA Tacoma and reinstated from the 10-day injured list.
July 26	Ryan Court , INF, selected from AAA Tacoma.		Brandon Brennan , RHP, returned from rehab assignment at AAA Tacoma and reinstated from the 10-day injured list.
	Tim Lopes , INF, placed on 7-day concussion list.		Ryan Court , INF/OF, recalled from AAA Tacoma.
	Ryan Healy , INF, transferred to 60-day IL.	Sept. 3	Zach Grotz , RHP, recalled from AAA Tacoma.
	Mac Williamson , milb OF, released to pursue opportunity in KBO.		Shed Long , INF, recalled from AAA Tacoma.
July 27	Keon Broxton , OF, claimed off waivers from BAL.	Sept. 10	Justin Dunn , RHP, selected from AA Arkansas.
	Connor Sadzeck , RHP, transferred from 10-day to 60-day IL.		Kyle Lewis , OF, selected from AA Arkansas.
	Parker Markel , RHP, claimed off waivers by PIT.		Art Warren , RHP, selected from AA Arkansas.
	Matt Carasitti , RHP, optioned to AAA Tacoma (post game).	Sept. 11	Donnie Walton , INF, selected from AA Arkansas.
July 28	Hunter Strickland , RHP, returned from rehab assignment at activated from 10-day IL.	Sept. 17	Ryan Court , INF, designated for assignment.
	Felix Hernandez , RHP, transferred from 10-day to 60-day IL.	Sept. 30	Ryan Court , INF, outrighted to AAA Tacoma.
July 30	Keon Broxton , OF, reports to team.		Domingo Santana , OF, reinstated from the 10-day injured list.
July 31	Gerson Bautista , RHP, recalled from AAA Tacoma.		Matt Festa , RHP, recalled from AAA Tacoma (NTR).
	Zac Grotz , RHP, selected from AA Arkansas.		Gerson Bautista , RHP, recalled from AAA Tacoma (NTR).
	Jose Caballero (MiLB INF) acquired from Arizona in exchange for Mike Leake, RHP, and cash considerations.		Ricardo Sanchez , LHP, recalled from AA Arkansas (NTR).
	MiLB pitchers Aaron Fletcher (lhp), Tyler Guilbeau (lhp) and Alvis Alvarado (rhp) acquired from WAS in exchange for Hunter Strickland (RHP) and Roenis Elias (LHP).		Mitch Haniger , OF, reinstated from 10-day Injured List.
Aug. 2	Reggie McClain , RHP, selected from AAA Tacoma.		Mike Wright , RHP, elected free agency.
	Tim Lopes , INF, placed on rehab assignment with AAA Tacoma.	Oct. 8	Ryan Garton , RHP, elected free agency.
	Felix Hernandez , RHP, placed on rehab assignment at short-A Everett.		

Single-Season Record Book

Category	Club Record	2019 Leader
Batting average	Ichiro Suzuki, 2004 -- .372	Domingo Santana -- .253
Hits	Ichiro Suzuki, 2004 -- 262	Omar Narváez -- 119
Runs	Alex Rodriguez, 1996 -- 141	Daniel Vogelbach -- 73
Home runs	Ken Griffey Jr., 1997, 1998 -- 56	Daniel Vogelbach - 30
Doubles	Alex Rodriguez, 1996 -- 54	Beckham / Crawford -- 21
Triples	Ichiro Suzuki, 2005 -- 12	Mallex Smith -- 9
Extra Base Hits	Ken Griffey Jr., 1997 -- 93	Daniel Vogelbach -- 47
RBI	Ken Griffey Jr., 1997 -- 147	Daniel Vogelbach -- 76
Stolen Bases	Harold Reynolds, 1987 -- 60	Mallex Smith -- 46
Walks	Edgar Martinez, 1996 -- 123	Daniel Vogelbach -- 92
Strikeouts	Mike Cameron, 2002 -- 176	Domingo Santana -- 164
Category	Club Record	2019 Leader
Wins	Jamie Moyer, 2003 -- 21	Marco Gonzales -- 16
Losses	M. Moore, 1987 & M. Young, 1985 --19	Marco Gonzales -- 13
Low ERA (starter)	Félix Hernández, 2014 -- 2.14	Marco Gonzales -- 3.99
Low ERA (relief)	J.J. Putz, 2007 -- 1.38	Wade LeBlanc -- 4.57
Strikeouts	Randy Johnson, 1993 -- 308	Marco Gonzales -- 147
Walks	Randy Johnson, 1991 -- 152	Marco Gonzales -- 56
HR Allowed	Jamie Moyer, 2004 -- 44	Yusei Kikuchi -- 36
Saves	Edwin Díaz, 2018 -- 57	Roenis Elías -- 14
Games	Ed Vande Berg, 1982 -- 78	Cory Gearrin -- 48
Starts	Mike Moore, 1986 - 37	Marco Gonzales -- 34
Complete Games	M. Langston, 1987 & M. Moore, 1985 -- 14	Mike Leake -- 2
Shutouts	Félix Hernández, 2012 -- 5	Kikuchi / Leake -- 1
Quality Starts	Félix Hernández, 2010 -- 30	Marco Gonzales -- 19



BATTING PROFILE

Category	AVG	G	AB	R	H	TB	2B	3B	HR	RBI	SH	SF	HP	BB	IBB	SO	SB	CS	GIDP	E	SLG	OBP	- PINCH HIT -				
																							AB	H	HR	RBI	
Adams A	.000	1	1	0	0	0	0	0	0	0	0	0	0	0	0	1	0	0	0	0	.000	.000	0	0	0	0	
Beckham T	.237	86	304	39	72	140	21	1	15	47	0	0	3	21	0	102	1	3	7	14	.461	.293	3	2	1	2	
Bishop B	.107	22	56	3	6	6	0	0	0	4	1	0	0	3	0	21	0	0	0	0	.107	.153	0	0	0	0	
Broxton K	.115	23	52	5	6	12	0	0	2	5	0	2	1	8	0	33	2	4	0	1	.231	.238	0	0	0	0	
Bruce J	.212	47	165	27	35	88	11	0	14	28	0	2	1	16	0	53	1	0	1	4	.533	.283	2	1	0	1	
Carasiti M	.000	1	1	0	0	0	0	0	0	0	0	0	0	0	0	0	0	0	0	0	.000	.000	0	0	0	0	
Court R	.208	10	24	1	5	9	1	0	1	5	0	0	0	1	0	11	0	0	0	1	.375	.240	2	0	0	0	
Crawford J	.226	92	345	43	78	128	21	4	7	46	3	3	2	43	0	83	5	3	4	12	.371	.313	0	0	0	0	
Dunn J	.000	1	1	0	0	0	0	0	0	0	0	0	0	0	0	1	0	0	0	0	.000	.000	0	0	0	0	
Encarnacion	.241	65	241	48	58	128	7	0	21	49	0	3	4	41	0	55	0	1	3	2	.531	.356	1	0	0	0	
Fraley J	.150	11	40	3	6	8	2	0	0	1	0	0	1	0	0	14	0	0	0	1	.200	.171	2	0	0	0	
Freitas D	.000	1	2	1	0	0	0	0	0	1	0	1	0	1	0	0	0	0	0	0	.000	.250	0	0	0	0	
Gonzales M	.200	2	5	1	1	2	1	0	0	0	1	0	0	0	0	4	0	0	0	0	.400	.200	0	0	0	0	
Gordon D	.275	113	393	36	108	141	12	6	3	34	3	6	1	18	1	61	22	5	8	9	.359	.304	3	1	0	0	
Haniger M	.220	62	246	46	54	114	13	1	15	32	0	2	5	30	1	81	4	0	3	1	.463	.314	0	0	0	0	
Healy R	.237	46	169	24	40	77	16	0	7	26	0	4	1	13	0	40	0	0	1	9	.456	.289	0	0	0	0	
Hernandez F	.000	2	3	0	0	0	0	0	0	0	0	0	0	0	0	2	0	0	0	0	.000	.000	0	0	0	0	
Kikuchi Y	.000	1	1	0	0	0	0	0	0	0	1	0	0	0	0	1	0	0	0	0	.000	.000	0	0	0	0	
Leake M	.000	1	1	0	0	0	0	0	0	0	0	0	0	1	0	0	0	0	0	0	.000	.500	0	0	0	0	
Lewis K	.268	18	71	10	19	42	5	0	6	13	0	1	0	3	0	29	0	0	0	1	.592	.293	0	0	0	0	
LeBlanc W	.000	1	0	0	0	0	0	0	0	0	1	0	0	1	0	0	0	0	0	0	.000	1.000	0	0	0	0	
Long S	.263	42	152	21	40	69	12	1	5	15	0	0	0	16	0	40	3	3	1	3	.454	.333	1	0	0	0	
Lopes T	.270	40	111	11	30	40	7	0	1	12	0	1	1	15	0	29	6	3	1	2	.360	.359	5	2	0	1	
Milone T	.000	1	2	0	0	0	0	0	0	0	0	0	0	0	0	1	0	0	0	0	.000	.000	0	0	0	0	
Moore D	.206	90	247	31	51	96	14	2	9	28	1	0	9	25	0	93	11	9	6	9	.389	.302	1	0	0	0	
Murphy T	.273	74	260	32	71	139	12	1	18	40	0	1	1	19	0	87	2	0	0	4	.535	.324	3	1	0	0	
Narvaez O	.278	131	428	63	119	197	12	0	22	55	0	3	4	47	1	92	0	0	5	6	.460	.353	20	6	0	0	
Negron K	.217	9	23	3	5	5	0	0	0	1	0	0	0	2	0	9	1	0	0	0	.217	.280	1	0	0	0	
Nola A	.269	69	238	37	64	108	12	1	10	31	1	1	4	23	1	63	1	0	8	1	.454	.342	3	0	0	0	
Santana D	.253	121	451	63	114	199	20	1	21	69	0	2	2	50	1	164	8	3	11	12	.441	.329	6	0	0	0	
Seager K	.239	106	393	55	94	184	19	1	23	63	0	2	4	44	0	86	2	2	12	11	.468	.321	2	0	0	0	
Sheffield J	.000	1	2	0	0	0	0	0	0	0	0	0	0	0	0	2	0	0	0	0	.000	.000	0	0	0	0	
Smith M	.227	132	510	70	116	171	19	9	6	37	2	1	11	42	0	141	46	9	7	5	.335	.300	2	0	0	0	
Suzuki I	.000	2	5	0	0	0	0	0	0	0	0	0	0	1	0	1	0	0	0	0	.000	.167	0	0	0	0	
Swanson E	.000	1	2	0	0	0	0	0	0	0	0	0	0	0	0	1	0	0	0	0	.000	.000	0	0	0	0	
Vogelbach D	.208	144	462	73	96	203	17	0	30	76	0	2	2	92	2	149	0	0	4	2	.439	.341	10	3	0	6	
Walton D	.188	6	16	2	3	3	0	0	0	2	0	0	0	3	0	5	0	1	0	0	.188	.316	0	0	0	0	
Williamson J	.182	24	77	10	14	23	0	0	3	10	0	0	1	9	0	26	0	1	1	1	.299	.276	3	1	1	3	
TOTAL:	.237	162	5500	758	1305	2332	254	28	239	730	14	37	58	588	7	1581	115	47	83	111	.424	.316	70	17	2	13	
vs Left	.244		1565	221	382	665	64	6	69	211	0	6	17	195	3	443	36	20	27		.425	.333	18	5	0	5	
vs Right	.235		3935	537	923	1667	190	22	170	519	14	31	41	393	4	1138	79	27	56		.424	.308	52	12	2	8	
Home	.235	81	2680	367	629	1089	123	8	107	353	6	15	24	297	4	817	55	23	41	52	.406	.315	32	8	2	9	
Road	.240	81	2820	391	676	1243	131	20	132	377	8	22	34	291	3	764	60	24	42	59	.441	.316	38	9	0	4	
Day	.245	56	1904	270	466	851	92	16	87	264	2	12	20	184	4	540	19	20	35	41	.447	.316	28	3	0	0	
Night	.233	106	3596	488	839	1481	162	12	152	466	12	25	38	404	3	1041	96	27	48	70	.412	.315	42	14	2	13	
Grass	.237	156	5301	722	1255	2231	245	25	227	696	14	35	55	564	6	1538	111	44	76	110	.421	.315	70	17	2	13	
Turf	.251	6	199	36	50	101	9	3	12	34	0	2	3	24	1	43	4	3	7	1	.508	.338	0	0	0	0	
Runners on	.247	161	2262	609	559	966	108	13	91	582	14	37	25	254	7	654	114	47	83		.427	.325	37	7	1	12	
None on	.230	162	3238	149	746	1366	146	15	148	148	0	0	33	334	0	927	1	0	0		.422	.309	33	10	1	1	
RISCP	.246	159	1279	504	315	532	55	9	48	477	9	37	17	161	7	391	25	6	25		.416	.330	25	7	1	12	
RISCP 2OUT	.233	156	601	199	140	236	25	4	21	192	0	0	8	76	4	183	8	0	0		.393	.327	17	6	0	9	
Innings 1-6	.247	162	3713	542	916	1639	181	19	168	525	7	28	40	378	3	1017	78	38	54		.441	.321	11	3	0	3	
Innings 7+	.218	162	1787	216	389	693	73	9	71	205	7	9	18	210	4	564	37	9	29		.388	.305	59	14	2	10	
DH	.201	152	537	82	108	213	27	0	26	71	0	3	5	97	1	176	6	0	6		.397	.327	10	6	1	7	
vs A.L.	.240	142	4854	686	1164	2090	224	24	218	664	9	35	53	511	6	1362	101	41	66		.431	.317	54	14	1	10	
vs N.L.	.218	20	646	72	141	242	30	4	21	66	5	2	5	77	1	219	14	6	17		.375	.305	16	3	1	3	
ARI	.000	0	0	0	0	0	0	0	0	0	0	0	0	0	0	0	0	0	0	0	.000	.000	0	0	0	0	
ATL	.000	0	0	0	0	0	0	0	0	0	0	0	0	0	0	0	0	0	0	0	.000	.000	0	0	0	0	
BAL	.252	7	254	43	64	112	13	1	11	41	0	2	3	26	0	55	5	1	3	5	.441	.326	4	2	0	1	
BOS	.250	7	240	42	60	121	15	2	14	41	0	5	2	24	0	63	4	1	1	10	.504	.317	1	0	0	0	
CHI	.175	4	126	7	22	30	5	0	1	5	0	0	2	14	0	45	3	0	3	3	.238	.268	4	1	0	1	
CIN	.211	3	90	14	19	44	4	0	7	14	1	0	2	10	0	33	3	2	1	0	.489	.304	1	0	0	0	
CLE	.220	6	200	21	44	89	12	0	11	21	0	0	0	18	1	63	1	3	2	2	.445	.284	1	0	0	0	
CWS	.315	6	222	49	70	116	7	0	13	48	0	2	1	39	1	54	7	1	4	6	.523	.417	2	1	0	2	
COL	.000	0	0	0	0	0																					



VS. LEFT (BATTING / PITCHING)

BATTER	AVG	G	AB	R	H	2B	3B	HR	RBI	SH	SF	HP	BB	SO	SB	CS	DP	SLG	OBP
Beckham,T	.280	45	93	12	26	4	0	4	15	0	0	1	6	34	0	1	2	.452	.330
Bishop,B	.083	12	24	1	2	0	0	0	0	0	0	0	1	8	0	0	0	.083	.120
Broxton,K	.100	15	20	2	2	0	0	0	0	0	0	0	3	13	0	1	0	.100	.217
SEAS TOTAL	.193	48	88	12	17	2	0	3	6	1	0	0	10	44	6	1	3	.318	.276
Bruce,J	.211	21	38	7	8	1	0	5	8	0	0	0	6	12	1	0	0	.632	.318
SEAS TOTAL	.211	42	71	9	15	3	0	6	16	0	0	0	8	18	1	0	0	.507	.291
Court,R	.267	6	15	0	4	1	0	0	4	0	0	0	0	7	0	0	0	.333	.267
Crawford,J	.160	58	106	9	17	2	0	0	10	0	1	0	16	26	1	1	2	.179	.268
Encarnacio,E	.233	29	60	11	14	2	0	6	11	0	0	0	12	11	0	0	1	.567	.361
SEAS TOTAL	.245	55	106	23	26	4	0	11	22	0	0	1	21	22	0	0	1	.594	.375
Fraley,J	.111	5	9	0	1	0	0	0	0	0	0	0	0	4	0	0	0	.111	.111
Freitas,D	.000	1	0	1	0	0	0	0	1	0	1	0	1	0	0	0	0	.000	.500
SEAS TOTAL	.000	6	4	2	0	0	0	0	1	0	1	0	2	2	0	0	0	.000	.286
Gordon,D	.326	53	92	8	30	1	1	1	11	0	1	1	2	13	5	2	2	.391	.344
Haniger,M	.263	29	57	12	15	3	0	4	10	0	0	2	10	20	0	0	1	.526	.391
Healy,R	.200	22	45	6	9	5	0	0	5	0	1	0	5	13	0	0	0	.311	.275
Lewis,K	.158	11	19	2	3	0	0	1	2	0	0	0	1	11	0	0	0	.316	.200
Long,S	.333	20	36	5	12	4	1	1	2	0	0	0	5	6	0	0	0	.583	.415
Lopes,T	.319	26	47	5	15	3	0	1	4	0	0	0	6	9	3	2	0	.447	.396
Moore,D	.224	47	76	7	17	6	0	3	8	0	0	4	8	25	5	4	1	.421	.330
Murphy,T	.347	55	118	18	41	6	1	11	25	0	0	1	11	37	1	0	0	.695	.408
Narvaez,O	.227	58	75	10	17	1	0	2	10	0	1	1	18	10	0	0	2	.320	.379
Negron,K	.125	7	8	2	1	0	0	0	1	0	0	0	2	5	0	0	0	.125	.300
SEAS TOTAL	.176	23	34	6	6	0	0	1	3	0	0	0	3	10	0	0	0	.265	.243
Nola,A	.256	43	78	18	20	5	1	5	14	0	0	0	12	15	0	0	4	.538	.356
Santana,D	.238	69	122	21	29	5	0	8	19	0	0	0	20	48	2	2	2	.475	.345
Seager,K	.285	73	130	19	37	6	0	11	25	0	1	2	14	27	0	1	5	.585	.361
Smith,M	.264	72	148	27	39	5	2	1	8	0	0	3	14	37	18	5	5	.345	.339
Vogelbach,D	.161	79	124	18	20	4	0	5	17	0	0	2	20	40	0	0	0	.315	.288
Walton,D	.000	2	1	0	0	0	0	0	0	0	0	0	1	0	0	0	0	.000	.500
Williamson,J	.143	9	21	0	3	0	0	0	1	0	0	0	1	10	0	1	0	.143	.182
SEAS TOTAL	.133	14	30	0	4	0	0	0	2	0	0	0	2	13	0	1	1	.133	.188
PITCHERS	.000		3	0	0	0	0	0	0	0	0	0	0	2	0	0	0	.000	.000
TOTALS	.244		1565	221	382	64	6	69	211	0	6	17	195	443	36	20	27	.425	.333

PITCHER	AVG	AB	H	HR	HB	BB	SO
Adams,A	.152	46	7	1	0	5	23
Alaniz,R	.500	6	3	2	0	1	0
Altavilla,D	.188	16	3	1	0	0	5
Armstrong,S	.286	7	2	0	1	1	0
Bass,A	.165	79	13	2	0	6	21
Bautista,G	.167	18	3	1	0	0	3
Biddle,J	.381	21	8	0	0	2	3
Bradford,C	.280	25	7	3	0	2	2
Brennan,B	.242	66	16	3	0	12	17
Carasiti,M	.200	10	2	1	0	2	3
Dunn,J	.000	4	0	0	0	8	1
Elias,R	.353	51	18	3	0	8	11
Festa,M	.214	28	6	1	0	7	8
Garton,R	.250	8	2	0	0	0	0
Gearrin,C	.281	57	16	1	1	8	10
Gonzales,M	.302	205	62	8	3	11	29
Grotz,Z	.154	26	4	0	0	1	7
Guilbeau,T	.227	22	5	1	1	1	4
Hernandez,F	.294	119	35	6	1	14	27
Kikuchi,Y	.263	133	35	8	1	7	27
Leake,M	.278	302	84	12	3	15	62
LeBlanc,W	.276	116	32	9	0	6	29
Magill,M	.263	38	10	3	0	4	11
Markel,P	.417	12	5	1	1	2	2
McClain,R	.273	33	9	0	0	8	2
McKay,D	.143	14	2	0	0	3	3
Milone,T	.248	125	31	9	1	7	36
Moore,A	.375	8	3	1	0	1	1
Moore,D	.600	5	3	0	0	1	0
Murphy,T	.000	4	0	0	0	0	1
Rosscup,Z	.087	23	2	0	0	8	11
Rumbelow,N	.500	2	1	0	0	0	0
Sadzeck,C	.135	37	5	2	0	8	15
Scott,T	.313	16	5	0	0	2	3
Sheffield,J	.207	29	6	2	2	6	8
Strickland,H	.400	5	2	1	1	0	0
Swanson,E	.267	105	28	9	1	7	21
Swarzak,A	.227	22	5	2	0	4	9
Tuivailala,S	.185	27	5	0	1	9	9
Warren,A	.286	7	2	0	0	0	3
Wisler,M	.222	27	6	1	0	2	9
Wright,M	.290	31	9	0	1	4	8
TOTALS	.259	1935	502	94	19	193	444

VS. RIGHT (BATTING / PITCHING)



BATTER	AVG	G	AB	R	H	2B	3B	HR	RBI	SH	SF	HP	BB	SO	SB	CS	DP	SLG	OBP
Beckham,T	.218	82	211	27	46	17	1	11	32	0	0	2	15	68	1	2	5	.464	.276
Bishop,B	.125	21	32	2	4	0	0	0	4	1	0	0	2	13	0	0	0	.125	.176
Broxton,K	.125	24	32	3	4	0	0	2	5	0	2	1	5	20	2	3	0	.313	.250
SEAS TOTAL	.147	81	116	12	17	2	0	3	10	0	2	1	10	60	4	5	2	.241	.217
Bruce,J	.213	42	127	20	27	10	0	9	20	0	2	1	10	41	0	0	1	.504	.271
SEAS TOTAL	.218	88	239	34	52	14	0	20	43	0	3	1	11	64	0	0	5	.527	.252
Court,R	.111	9	9	1	1	0	0	1	1	0	0	0	1	4	0	0	0	.444	.200
Crawford,J	.255	87	239	34	61	19	4	7	36	3	2	2	27	57	4	2	2	.456	.333
Encarnacio,E	.243	63	181	37	44	5	0	15	38	0	3	4	29	44	0	1	2	.519	.355
SEAS TOTAL	.244	105	312	58	76	14	0	23	64	0	3	6	37	81	0	1	3	.510	.332
Fraley,J	.161	11	31	3	5	2	0	0	1	0	0	1	0	10	0	0	0	.226	.188
Freitas,D	.000	1	2	0	0	0	0	0	0	0	0	0	0	0	0	0	0	.000	.000
SEAS TOTAL	.091	12	11	0	1	0	0	0	0	0	0	0	2	3	0	0	1	.091	.231
Gordon,D	.259	111	301	28	78	11	5	2	23	3	5	0	16	48	17	3	6	.349	.292
Haniger,M	.206	62	189	34	39	10	1	11	22	0	2	3	20	61	4	0	2	.444	.290
Healy,R	.250	43	124	18	31	11	0	7	21	0	3	1	8	27	0	0	1	.508	.294
Lewis,K	.308	16	52	8	16	5	0	5	11	0	1	0	2	18	0	0	0	.692	.327
Long,S	.241	40	116	16	28	8	0	4	13	0	0	0	11	34	3	3	1	.414	.307
Lopes,T	.234	30	64	6	15	4	0	0	8	0	1	1	9	20	3	1	1	.297	.333
Moore,D	.199	101	171	24	34	8	2	6	20	1	0	5	17	68	6	5	5	.374	.290
Murphy,T	.211	67	142	14	30	6	0	7	15	0	1	0	8	50	1	0	0	.401	.252
Narvaez,O	.289	126	353	53	102	11	0	20	45	0	2	3	29	82	0	0	3	.490	.346
Negron,K	.267	8	15	1	4	0	0	0	0	0	0	0	0	4	1	0	0	.267	.267
SEAS TOTAL	.302	27	43	6	13	1	0	1	5	0	0	0	2	16	1	1	1	.395	.333
Nola,A	.275	73	160	19	44	7	0	5	17	1	1	4	11	48	1	0	4	.413	.335
Santana,D	.258	113	329	42	85	15	1	13	50	0	2	2	30	116	6	1	9	.429	.322
Seager,K	.217	98	263	36	57	13	1	12	38	0	1	2	30	59	2	1	7	.411	.301
Smith,M	.213	128	362	43	77	14	7	5	29	2	1	8	28	104	28	4	2	.331	.283
Suzuki,I	.000	2	5	0	0	0	0	0	0	0	0	0	1	1	0	0	0	.000	.167
Vogelbach,D	.225	133	338	55	76	13	0	25	59	0	2	0	72	109	0	0	4	.485	.359
Walton,D	.200	7	15	2	3	0	0	0	2	0	0	0	2	5	0	1	0	.200	.294
Williamson,J	.196	22	56	10	11	0	0	3	9	0	0	1	8	16	0	0	1	.357	.308
SEAS TOTAL	.163	37	98	13	16	1	0	4	15	0	0	2	12	31	2	0	2	.296	.268
PITCHERS	.063	16	1	1	1	0	0	0	3	0	0	2	11	0	0	0	0	.125	.167
TOTALS	.235	3935	537	923	190	22	170	519	14	31	41	393	1138	79	27	56		.424	.308

PITCHER	AVG	AB	H	HR	HB	BB	SO
Adams,A	.206	63	13	3	0	9	28
Alaniz,R	.500	16	8	1	0	2	6
Altavilla,D	.176	34	6	0	0	12	13
Armstrong,S	.545	11	6	1	0	2	3
Bass,A	.191	89	17	3	1	11	22
Bautista,G	.476	21	10	1	0	9	4
Biddle,J	.414	29	12	2	1	5	5
Bradford,C	.256	39	10	3	0	2	9
Brennan,B	.175	103	18	3	0	12	30
Carasiti,M	.333	27	9	1	0	3	7
Dunn,J	.133	15	2	0	0	1	4
Elias,R	.174	132	23	5	1	9	34
Festa,M	.255	55	14	4	2	5	13
Garton,R	.400	5	2	2	0	1	1
Gearrin,C	.227	97	22	2	3	13	29
Gonzales,M	.251	589	148	15	3	45	118
Grotz,Z	.270	37	10	0	1	7	11
Guilbeau,T	.200	25	5	1	0	2	3
Hernandez,F	.289	173	50	11	5	11	30
Kikuchi,Y	.304	527	160	28	5	43	89
Leake,M	.277	249	69	14	1	4	38
LeBlanc,W	.296	382	113	19	1	25	63
Magill,M	.216	51	11	0	0	1	17
Markel,P	.455	11	5	2	0	2	1
McClain,R	.265	49	13	2	0	5	9
McKay,D	.250	12	3	1	0	5	2
Milone,T	.238	298	71	15	1	16	58
Moore,A	.273	11	3	1	0	0	1
Moore,D	.667	3	2	0	0	1	0
Murphy,T	.250	4	1	0	0	1	1
Rosscup,Z	.344	32	11	1	0	6	9
Rumbelow,N	.333	6	2	2	0	1	2
Sadzeck,C	.245	53	13	1	2	7	12
Scott,T	.353	17	6	1	2	4	4
Sheffield,J	.328	116	38	3	1	12	29
Strickland,H	.000	7	0	0	0	0	3
Swanson,E	.224	125	28	8	1	5	31
Swarzak,A	.265	34	9	4	0	4	8
Tuivailala,S	.151	53	8	1	1	2	18
Warren,A	.000	12	0	0	0	2	2
Wisler,M	.258	62	16	4	0	4	20
Wright,M	.349	43	15	1	0	1	8
TOTALS	.264	3717	982	166	32	312	795



RUNNERS IN SCORING POSITION

PLAYER	OUTS	AVG	AB	H	2B	3B	HR	TOT RBI	SP RBI	MISP	MOB	BB	IBB	SO	SH	SF	GIDP
Beckham, T	<2	.206	34	7	2	0	2	15	11	45	71	3	0	10	0	0	4
Beckham, T	=2	.387	31	12	2	0	2	16	12	43	62	1	0	7	0	0	0
Beckham, T		.292	65	19	4	0	4	31	23	88	133	4	0	17	0	0	4
Bishop, B	<2	.286	7	2	0	0	0	3	3	10	14	1	0	4	1	0	0
Bishop, B	=2	.143	7	1	0	0	0	1	1	9	17	1	0	1	0	0	0
Bishop, B		.214	14	3	0	0	0	4	4	19	31	2	0	5	1	0	0
Broxton, K	<2	.167	6	1	0	0	0	2	2	10	14	0	0	4	0	2	0
Broxton, K	=2	.000	9	0	0	0	0	0	0	12	15	1	0	8	0	0	0
Broxton, K		.067	15	1	0	0	0	2	2	22	29	1	0	12	0	2	0
Bruce, J	<2	.118	17	2	0	0	2	12	8	31	44	4	0	7	0	2	0
Bruce, J	=2	.136	22	3	1	0	1	4	3	29	41	4	0	13	0	0	0
Bruce, J		.128	39	5	1	0	3	16	11	60	85	8	0	20	0	2	0
Court, R	<2	.250	4	1	1	0	0	2	2	5	7	0	0	1	0	0	0
Court, R	=2	.500	4	2	0	0	0	2	2	6	9	0	0	1	0	0	0
Court, R		.375	8	3	1	0	0	4	4	11	16	0	0	2	0	0	0
Crawford, J	<2	.306	49	15	2	2	0	23	23	67	83	5	0	10	2	3	0
Crawford, J	=2	.282	39	11	3	1	1	14	11	52	72	5	0	7	0	0	0
Crawford, J		.295	88	26	5	3	1	37	34	119	155	10	0	17	2	3	0
Encarnacio, E	<2	.286	21	6	1	0	0	7	7	39	53	8	0	8	0	3	1
Encarnacio, E	=2	.357	28	10	0	0	5	20	12	42	59	8	0	10	0	0	0
Encarnacio, E		.327	49	16	1	0	5	27	19	81	112	16	0	18	0	3	1
Fraley, J	<2	.375	8	3	0	0	0	1	1	8	15	0	0	3	0	0	0
Fraley, J	=2	.000	4	0	0	0	0	0	0	6	10	0	0	1	0	0	0
Fraley, J		.250	12	3	0	0	0	1	1	14	25	0	0	4	0	0	0
Freitas, D	<2	.000	0	0	0	0	0	1	1	1	1	0	0	0	0	1	0
Freitas, D	=2	.000	0	0	0	0	0	0	0	0	0	0	0	0	0	0	0
Freitas, D		.000	0	0	0	0	0	1	1	1	1	0	0	0	0	1	0
Gordon, D	<2	.356	45	16	1	0	0	15	15	72	102	4	1	7	2	6	0
Gordon, D	=2	.342	38	13	1	2	0	14	14	46	68	1	0	5	0	0	0
Gordon, D		.349	83	29	2	2	0	29	29	118	170	5	1	12	2	6	0
Haniger, M	<2	.100	30	3	0	0	1	7	6	52	68	7	1	12	0	2	0
Haniger, M	=2	.286	21	6	2	1	2	10	6	28	38	1	0	10	0	0	0
Haniger, M		.176	51	9	2	1	3	17	12	80	106	8	1	22	0	2	0
Healy, R	<2	.200	20	4	3	0	1	14	11	31	42	1	0	8	0	4	0
Healy, R	=2	.167	12	2	2	0	0	2	2	17	24	2	0	2	0	0	0
Healy, R		.188	32	6	5	0	1	16	13	48	66	3	0	10	0	4	0
Lewis, K	<2	.333	6	2	0	0	2	7	3	9	13	0	0	4	0	1	0
Lewis, K	=2	.250	4	1	0	0	0	1	1	4	5	0	0	0	0	0	0
Lewis, K		.300	10	3	0	0	2	8	4	13	18	0	0	4	0	1	0
Long, S	<2	.294	17	5	0	0	1	7	5	23	32	1	0	3	0	0	0
Long, S	=2	.136	22	3	0	0	0	4	4	30	43	3	0	6	0	0	0
Long, S		.205	39	8	0	0	1	11	9	53	75	4	0	9	0	0	0
Lopes, T	<2	.385	13	5	1	0	1	9	8	17	24	0	0	2	0	1	0
Lopes, T	=2	.154	13	2	0	0	0	2	2	23	30	4	0	4	0	0	0
Lopes, T		.269	26	7	1	0	1	11	10	40	54	4	0	6	0	1	0
Moore, D	<2	.259	27	7	1	0	1	6	5	39	55	3	0	11	1	0	1
Moore, D	=2	.281	32	9	3	0	1	13	10	43	56	2	0	15	0	0	0
Moore, D		.271	59	16	4	0	2	19	15	82	111	5	0	26	1	0	1
Murphy, T	<2	.194	31	6	0	0	2	11	9	45	58	2	0	15	0	1	0
Murphy, T	=2	.207	29	6	0	0	3	11	5	35	53	4	0	10	0	0	0
Murphy, T		.200	60	12	0	0	5	22	14	80	111	6	0	25	0	1	0
Narvaez, O	<2	.319	47	15	1	0	3	22	17	69	95	10	1	9	0	3	2
Narvaez, O	=2	.200	55	11	0	0	1	13	12	77	104	7	0	11	0	0	0
Narvaez, O		.255	102	26	1	0	4	35	29	146	199	17	1	20	0	3	2
Negron, K	<2	.200	5	1	0	0	0	1	1	5	7	0	0	2	0	0	0
Negron, K	=2	.000	2	0	0	0	0	0	0	2	2	0	0	1	0	0	0
Negron, K		.143	7	1	0	0	0	1	1	7	9	0	0	3	0	0	0
Nola, A	<2	.225	40	9	2	1	0	12	11	54	75	3	0	9	0	1	3
Nola, A	=2	.357	14	5	1	0	1	7	5	18	25	1	1	1	0	0	0
Nola, A		.259	54	14	3	1	1	19	16	72	100	4	1	10	0	1	3
Santana, D	<2	.288	59	17	5	0	1	25	23	77	107	5	0	20	0	2	5
Santana, D	=2	.288	59	17	6	0	2	24	20	80	108	9	1	21	0	0	0
Santana, D		.288	118	34	11	0	3	49	43	157	215	14	1	41	0	2	5
Seager, K	<2	.320	50	16	4	1	3	29	23	71	107	11	0	11	0	2	3
Seager, K	=2	.133	30	4	1	0	1	6	5	41	58	5	0	7	0	0	0
Seager, K		.250	80	20	5	1	4	35	28	112	165	16	0	18	0	2	3
Smith, M	<2	.224	67	15	3	1	0	17	17	84	115	3	0	23	1	1	5
Smith, M	=2	.200	45	9	0	0	0	9	9	63	85	5	0	12	0	0	0
Smith, M		.214	112	24	3	1	0	26	26	147	200	8	0	35	1	1	5
Suzuki, I	<2	.000	2	0	0	0	0	0	0	2	2	0	0	1	0	0	0
Suzuki, I	=2	.000	1	0	0	0	0	0	0	1	1	0	0	0	0	0	0
Suzuki, I		.000	3	0	0	0	0	0	0	3	3	0	0	1	0	0	0
Vogelbach, D	<2	.255	55	14	3	0	6	30	19	82	120	12	0	20	0	2	0
Vogelbach, D	=2	.172	64	11	3	0	1	17	13	87	124	12	2	22	0	0	0
Vogelbach, D		.210	119	25	6	0	7	47	32	169	244	24	2	42	0	2	0
Walton, D	<2	.500	2	1	0	0	0	2	2	4	5	0	0	0	0	0	0
Walton, D	=2	.000	3	0	0	0	0	0	0	3	4	0	0	1	0	0	0
Walton, D		.200	5	1	0	0	0	2	2	7	9	0	0	1	0	0	0
Williamson, J	<2	.143	14	2	0	0	1	5	3	20	27	2	0	4	0	0	1
Williamson, J	=2	.222	9	2	0	0	0	2	2	10	16	0	0	3	0	0	0
Williamson, J		.174	23	4	0	0	1	7	5	30	43	2	0	7	0	0	1
MARINERS	<2	.258	678	175	30	5	27	285	236	976	1362	85	3	208	9	37	25
MARINERS	=2	.233	601	140	25	4	21	192	151	812	1135	76	4	183	0	0	0
MARINERS		.246	1279	315	55	9	48	477	387	1788	2497	161	7	391	9	37	25

BASES LOADED



PLAYER	OUTS	AVG	AB	H	2B	3B	HR	TOT RBI	SP RBI	MISP	MOB	BB	IBB	SO	SH	SF	GIDP
Beckham, T	<2	.750	4	3	0	0	2	9	5	8	12	0	0	0	0	0	0
Beckham, T	=2	.333	6	2	0	0	0	3	3	12	18	0	0	1	0	0	0
Beckham, T		.500	10	5	0	0	2	12	8	20	30	0	0	1	0	0	0
Bishop, B	<2	.000	0	0	0	0	0	0	0	0	0	0	0	0	0	0	0
Bishop, B	=2	.000	0	0	0	0	0	1	1	2	3	1	0	0	0	0	0
Bishop, B		.000	0	0	0	0	0	1	1	2	3	1	0	0	0	0	0
Broxton, K	<2	.000	1	0	0	0	0	1	1	4	6	0	0	1	0	1	0
Broxton, K	=2	.000	0	0	0	0	0	0	0	0	0	0	0	0	0	0	0
Broxton, K		.000	1	0	0	0	0	1	1	4	6	0	0	1	0	1	0
Bruce, J	<2	.500	2	1	0	0	1	6	4	8	12	1	0	1	0	1	0
Bruce, J	=2	.000	1	0	0	0	0	0	0	2	3	0	0	0	0	0	0
Bruce, J		.333	3	1	0	0	1	6	4	10	15	1	0	1	0	1	0
Court, R	<2	.000	0	0	0	0	0	0	0	0	0	0	0	0	0	0	0
Court, R	=2	.000	2	0	0	0	0	0	0	4	6	0	0	1	0	0	0
Court, R		.000	2	0	0	0	0	0	0	4	6	0	0	1	0	0	0
Crawford, J	<2	1.000	3	3	1	0	0	7	7	8	12	0	0	0	0	1	0
Crawford, J	=2	.000	4	0	0	0	0	0	0	8	12	0	0	0	0	0	0
Crawford, J		.429	7	3	1	0	0	7	7	16	24	0	0	0	0	1	0
Encarnacio, E	<2	.000	1	0	0	0	0	1	1	4	6	0	0	1	0	1	0
Encarnacio, E	=2	.000	1	0	0	0	0	0	0	2	3	0	0	1	0	0	0
Encarnacio, E		.000	2	0	0	0	0	1	1	6	9	0	0	2	0	1	0
Fraley, J	<2	.000	0	0	0	0	0	0	0	0	0	0	0	0	0	0	0
Fraley, J	=2	.000	2	0	0	0	0	0	0	4	6	0	0	1	0	0	0
Fraley, J		.000	2	0	0	0	0	0	0	4	6	0	0	1	0	0	0
Gordon, D	<2	.333	6	2	0	0	0	5	5	18	27	0	0	1	0	3	0
Gordon, D	=2	.500	6	3	0	0	0	6	6	12	18	0	0	1	0	0	0
Gordon, D		.417	12	5	0	0	0	11	11	30	45	0	0	2	0	3	0
Haniger, M	<2	.200	5	1	0	0	0	3	3	10	15	0	0	1	0	0	0
Haniger, M	=2	.000	2	0	0	0	0	0	0	4	6	0	0	1	0	0	0
Haniger, M		.143	7	1	0	0	0	3	3	14	21	0	0	2	0	0	0
Healy, R	<2	.333	3	1	1	0	0	3	2	6	9	0	0	0	0	0	0
Healy, R	=2	.000	2	0	0	0	0	0	0	4	6	0	0	0	0	0	0
Healy, R		.200	5	1	1	0	0	3	2	10	15	0	0	0	0	0	0
Lewis, K	<2	.000	1	0	0	0	0	0	0	2	3	0	0	1	0	0	0
Lewis, K	=2	.000	0	0	0	0	0	0	0	0	0	0	0	0	0	0	0
Lewis, K		.000	1	0	0	0	0	0	0	2	3	0	0	1	0	0	0
Long, S	<2	.333	3	1	0	0	0	3	3	6	9	0	0	1	0	0	0
Long, S	=2	.000	3	0	0	0	0	0	0	6	9	0	0	0	0	0	0
Long, S		.167	6	1	0	0	0	3	3	12	18	0	0	1	0	0	0
Lopes, T	<2	.500	2	1	0	0	0	2	2	4	6	0	0	1	0	0	0
Lopes, T	=2	.000	3	0	0	0	0	0	0	6	9	0	0	2	0	0	0
Lopes, T		.200	5	1	0	0	0	2	2	10	15	0	0	3	0	0	0
Moore, D	<2	.333	3	1	0	0	0	2	2	8	12	0	0	1	0	0	0
Moore, D	=2	.500	2	1	0	0	0	1	1	4	6	0	0	0	0	0	0
Moore, D		.400	5	2	0	0	0	3	3	12	18	0	0	1	0	0	0
Murphy, T	<2	.167	6	1	0	0	0	3	3	14	21	1	0	3	0	0	0
Murphy, T	=2	.000	0	0	0	0	0	0	0	0	0	0	0	0	0	0	0
Murphy, T		.167	6	1	0	0	0	3	3	14	21	1	0	3	0	0	0
Narvaez, O	<2	.000	2	0	0	0	0	2	2	8	12	1	0	1	0	1	1
Narvaez, O	=2	.000	7	0	0	0	0	0	0	14	21	0	0	1	0	0	0
Narvaez, O		.000	9	0	0	0	0	2	2	22	33	1	0	2	0	1	1
Nola, A	<2	.667	3	2	0	0	0	3	3	6	9	0	0	1	0	0	0
Nola, A	=2	.000	1	0	0	0	0	0	0	2	3	0	0	0	0	0	0
Nola, A		.500	4	2	0	0	0	3	3	8	12	0	0	1	0	0	0
Santana, D	<2	.333	3	1	1	0	0	3	3	6	9	0	0	0	0	0	1
Santana, D	=2	.400	5	2	1	0	1	7	5	12	18	1	0	1	0	0	0
Santana, D		.375	8	3	2	0	1	10	8	18	27	1	0	1	0	0	1
Seager, K	<2	1.000	1	1	1	0	0	4	4	6	9	1	0	0	0	1	0
Seager, K	=2	.000	2	0	0	0	0	1	1	6	9	1	0	0	0	0	0
Seager, K		.333	3	1	1	0	0	5	5	12	18	2	0	0	0	1	0
Smith, M	<2	1.000	5	5	0	0	0	7	7	10	15	0	0	0	0	0	0
Smith, M	=2	.286	7	2	0	0	0	3	3	14	21	0	0	3	0	0	0
Smith, M		.583	12	7	0	0	0	10	10	24	36	0	0	3	0	0	0
Vogelbach, D	<2	.333	6	2	2	0	0	6	5	12	18	0	0	2	0	0	0
Vogelbach, D	=2	.125	8	1	1	0	0	4	3	18	27	1	0	3	0	0	0
Vogelbach, D		.214	14	3	3	0	0	10	8	30	45	1	0	5	0	0	0
Walton, D	<2	1.000	1	1	0	0	0	1	1	2	3	0	0	0	0	0	0
Walton, D	=2	.000	0	0	0	0	0	0	0	0	0	0	0	0	0	0	0
Walton, D		1.000	1	1	0	0	0	1	1	2	3	0	0	0	0	0	0
Williamson, J	<2	.000	1	0	0	0	0	1	1	4	6	0	0	0	0	0	1
Williamson, J	=2	.000	1	0	0	0	0	0	0	2	3	0	0	0	0	0	0
Williamson, J		.000	2	0	0	0	0	1	1	6	9	0	0	0	0	0	1
MARINERS	<2	.435	62	27	6	0	3	72	64	154	231	4	0	16	0	9	3
MARINERS	=2	.169	65	11	2	0	1	26	23	138	207	4	0	16	0	0	0
MARINERS		.299	127	38	8	0	4	98	87	292	438	8	0	32	0	9	3



MARINERS AT T-MOBILE PARK

BATTER	AVG	G	AB	R	H	2B	3B	HR	RBI	SH	SF	HP	BB	SO	SB	CS	GI DP	E
Beckham,T	.224	45	147	20	33	12	0	9	24	0	0	0	12	53	0	1	5	9
Bishop,B	.067	10	15	1	1	0	0	0	0	1	0	0	1	6	0	0	0	0
Broxton,K	.000	11	11	1	0	0	0	0	0	0	0	0	3	10	1	2	0	0
SEAS TOTAL	.159	41	69	10	11	1	0	2	5	1	0	0	8	39	2	4	1	1
Bruce,J	.151	22	73	12	11	4	0	5	10	0	0	0	13	30	1	0	0	1
SEAS TOTAL	.143	45	140	16	20	6	0	8	21	0	1	0	14	49	1	0	3	1
Court,R	.333	5	12	1	4	1	0	1	5	0	0	0	0	4	0	0	0	0
Crawford,J	.205	50	185	28	38	10	1	4	23	2	2	1	20	50	3	2	2	4
Encarnacio,E	.279	30	111	20	31	4	0	9	21	0	0	2	16	26	0	0	2	1
SEAS TOTAL	.268	54	198	38	53	8	0	17	45	0	0	5	27	42	0	0	3	1
Fraley,J	.118	5	17	1	2	1	0	0	0	0	0	0	0	6	0	0	0	0
Freitas,D	.000	1	2	1	0	0	0	0	1	0	1	0	1	0	0	0	0	0
SEAS TOTAL	.143	8	7	2	1	0	0	0	1	0	1	0	3	1	0	0	1	0
Gordon,D	.250	57	172	11	43	3	2	0	13	1	4	0	8	35	7	2	4	4
Haniger,M	.207	32	121	23	25	7	0	7	15	0	0	4	16	45	2	0	1	0
Healy,R	.224	24	85	11	19	7	0	2	8	0	0	0	6	22	0	0	0	4
Lewis,K	.255	12	47	6	12	4	0	4	10	0	1	0	1	18	0	0	0	1
Long,S	.214	22	84	10	18	6	0	1	6	0	0	0	8	28	2	1	1	2
Lopes,T	.209	21	43	4	9	1	0	1	4	0	1	1	10	12	3	1	0	2
Moore,D	.209	55	110	16	23	3	0	6	14	0	0	2	13	46	2	3	3	6
Murphy,T	.288	38	125	16	36	8	1	6	15	0	0	1	8	45	1	0	0	1
Narvaez,O	.275	70	222	33	61	5	0	13	34	0	3	1	24	41	0	0	2	4
Negron,K	.250	9	20	3	5	0	0	0	1	0	0	0	2	9	1	0	0	0
SEAS TOTAL	.265	24	49	7	13	1	0	0	5	0	0	0	3	19	1	0	0	0
Nola,A	.254	44	122	19	31	5	1	1	12	1	0	3	14	41	1	0	2	0
Santana,D	.268	61	220	31	59	10	0	9	35	0	0	2	28	80	5	1	5	6
Seager,K	.228	57	206	26	47	12	0	10	29	0	1	0	24	44	1	1	7	3
Smith,M	.253	73	269	40	68	11	3	4	24	1	1	5	25	69	25	7	4	4
Vogelbach,D	.202	70	218	26	44	9	0	12	40	0	1	1	39	81	0	0	2	1
Walton,D	.167	6	12	1	2	0	0	0	1	0	0	0	2	4	0	1	0	0
Williamson,J	.226	10	31	6	7	0	0	3	8	0	0	1	3	12	0	1	1	0
SEAS TOTAL	.156	20	64	7	10	1	0	3	10	0	0	2	5	26	2	1	2	1
PITCHERS	.000	81	0	0	0	0	0	0	0	0	0	0	0	0	0	0	0	12
TOTALS	.235	81	2680	367	629	123	8	107	353	6	15	24	297	817	55	23	41	65

PITCHER	ERA	W	L	G	GS	CG	SHO	SV	IP	AB	H	R	ER	HR	HB	BB	SO	WP	OPP AVG
Adams,A	6.46	2	1	14	1	0	0	0	15.1	55	11	11	11	4	0	7	28	0	.200
Alaniz,R	13.50	0	0	2	0	0	0	0	2.2	12	5	4	4	1	0	2	3	0	.417
SEAS TOTAL	9.53	0	0	5	0	0	0	0	5.2	20	6	6	6	1	0	4	5	0	.300
Altavilla,D	7.36	1	1	8	0	0	0	0	7.1	24	4	6	6	1	0	5	8	1	.167
Armstrong,S	13.50	0	1	3	0	0	0	0	2.2	12	5	4	4	1	1	2	3	0	.417
SEAS TOTAL	4.97	1	1	27	0	0	0	2	29.0	109	26	16	16	4	2	14	32	4	.239
Bass,A	3.55	0	3	24	0	0	0	5	25.1	92	19	11	10	2	0	10	30	5	.207
Bautista,G	9.00	0	0	4	0	0	0	0	4.0	14	3	4	4	2	0	4	3	1	.214
Biddle,J	12.00	0	0	7	0	0	0	0	6.0	30	13	10	8	1	0	5	4	3	.433
SEAS TOTAL	10.91	0	1	20	0	0	0	0	15.2	80	32	25	19	2	2	14	14	6	.400
Bradford,C	5.40	0	0	7	0	0	0	1	10.0	37	10	6	6	5	0	3	6	1	.270
Brennan,B	4.30	1	4	24	0	0	0	0	29.1	103	20	15	14	6	0	14	31	2	.194
Carasiti,M	7.94	0	1	7	3	0	0	0	5.2	25	9	6	5	2	0	1	8	4	.360
Dunn,J	3.86	0	0	3	3	0	0	0	4.2	13	1	2	2	0	0	6	4	0	.077
Elias,R	3.70	3	1	25	0	0	0	7	24.1	96	23	17	10	5	1	8	23	0	.240
SEAS TOTAL	4.15	3	1	27	0	0	0	7	26.0	103	27	20	12	7	1	9	23	0	.262
Festa,M	3.18	0	1	10	0	0	0	0	11.1	39	7	4	4	1	0	5	13	0	.179
Garton,R	9.00	0	0	1	0	0	0	0	2.0	8	2	2	2	1	0	1	0	0	.250
Gearrin,C	3.38	0	1	23	1	0	0	0	21.1	78	18	8	8	2	1	12	20	1	.231
SEAS TOTAL	3.62	1	1	29	1	0	0	0	27.1	99	23	11	11	3	1	12	22	1	.232
Gonzales,M	3.98	9	5	16	16	0	0	0	97.1	380	98	50	43	7	2	23	78	0	.258
Grotz,Z	5.68	0	0	6	0	0	0	0	6.1	25	7	5	4	0	0	2	8	4	.280
Guilbeau,T	2.25	0	0	7	0	0	0	0	4.0	14	2	2	1	1	1	2	4	0	.143
Hernandez,F	3.57	1	2	6	6	0	0	0	35.1	138	34	16	14	7	4	10	28	3	.246
Kikuchi,Y	5.73	2	8	15	15	0	0	0	75.1	304	91	52	48	21	2	25	57	3	.299
Leake,M	3.01	7	2	10	10	2	1	0	68.2	267	67	30	23	5	0	7	50	1	.251
SEAS TOTAL	3.27	9	4	17	17	2	1	0	110.0	436	120	54	40	15	3	12	70	1	.275
LeBlanc,W	4.00	3	3	15	4	0	0	0	72.0	277	66	35	32	12	1	22	48	0	.238
Magill,M	1.69	2	0	10	0	0	0	2	10.2	38	7	2	2	2	0	2	14	0	.184
SEAS TOTAL	1.88	4	0	27	0	0	0	2	28.2	107	23	12	6	4	0	11	36	1	.215
Markel,P	16.20	0	0	2	0	0	0	0	1.2	10	5	4	3	1	1	2	1	0	.500
SEAS TOTAL	7.53	0	1	13	0	0	0	0	14.1	61	19	14	12	2	3	12	15	1	.311
McClain,R	1.93	1	1	5	0	0	0	0	9.1	35	7	2	2	0	0	3	8	1	.200
McKay,D	3.00	0	0	2	0	0	0	0	3.0	11	2	2	1	0	0	3	4	0	.182
SEAS TOTAL	5.28	0	0	12	0	0	0	0	15.1	58	13	10	9	1	1	7	22	1	.224
Milone,T	5.46	1	6	12	4	0	0	0	61.0	238	63	38	37	17	0	14	49	0	.265
Moore,A	7.71	0	0	1	1	0	0	0	4.2	19	6	4	4	2	0	1	2	0	.316
Moore,D	36.00	0	0	1	0	0	0	0	1.0	8	5	4	4	0	0	2	0	0	.625
Murphy,T	6.00	0	0	3	0	0	0	0	3.0	8	1	2	2	0	0	1	2	0	.125
Rosscup,Z	4.05	0	0	9	0	0	0	0	6.2	28	6	6	3	1	0	6	13	2	.214
SEAS TOTAL	4.32	0	0	12	0	0	0	0	8.1	36	9	9	4	1	0	8	16	2	.250
Rumbelow,N	9.00	0	0	2	0	0	0	1	1.0	5	1	1	1	1	0	0	1	0	.200
Sadzeck,C	2.45	0	0	9	0	0	0	0	11.0	43	8	5	3	1	1	7	12	3	.186
Scott,T	27.00	0	0	2	2	0	0	0	1.1	6	2	4	4	0	0	4	1	0	.333
SEAS TOTAL	25.71	0	0	7	2	0	0	0	7.0	36	16	20	20	5	1	9	4	2	.444
Sheffield,J	6.08	0	1	6	5	0	0	0	26.2	108	34	18	18	5	0	15	25	1	.315
Strickland,H	20.25	0	1	2	0	0	0	0	1.1	6	2	3	3	1	1	0	0	0	.333
SEAS TOTAL	7.27	1	1	12	0	0	0	0	8.2	37	12	7	7	2	1	4	5	0	.324
Swanson,E	6.41	0	3	14	4	0	0	0	26.2	107	29	22	19	10	1	2	20	1	.271
Swarzak,A	1.59	0	0	6	0	0	0	1	5.2	22	4	4	1	2	0	2	7	0	.182
SEAS TOTAL	2.78	1	1	24	0	0	0	2	22.2	87	20	10	7	4	0	12	19	0	.230
Tuivailala,S	0.96	0	0	10	1	0	0	0	9.1	33	4	1	1	0	2	5	13	0	.121
Warren,A	0.00	1	0	4	0	0	0	0	3.1	12	2	0	0	0	0	2	3	1	.167
Wisler,M	6.94	1	0	12	5	0	0	0	11.2	47	12	9	9	4	0	1	12	0	.255
SEAS TOTAL	5.63	1	0	20	5	0	0</												

MARINERS ON THE ROAD



BATTER	AVG	G	AB	R	H	2B	3B	HR	RBI	SH	SF	HP	BB	SO	SB	CS	DP	E
Beckham, T	.224	45	147	20	33	12	0	9	24	0	0	0	12	53	0	1	5	9
Bishop, B	.067	10	15	1	1	0	0	0	0	1	0	0	1	6	0	0	0	0
Broxton, K	.000	11	11	1	0	0	0	0	0	0	0	0	3	10	1	2	0	0
SEAS TOTAL	.159	41	69	10	11	1	0	2	5	1	0	0	8	39	2	4	1	1
Bruce, J	.151	22	73	12	11	4	0	5	10	0	0	0	13	30	1	0	0	1
SEAS TOTAL	.143	45	140	16	20	6	0	8	21	0	1	0	14	49	1	0	3	1
Court, R	.333	5	12	1	4	1	0	1	5	0	0	0	0	4	0	0	0	0
Crawford, J	.205	50	185	28	38	10	1	4	23	2	2	1	20	50	3	2	2	4
Encarnacio, E	.279	30	111	20	31	4	0	9	21	0	0	2	16	26	0	0	2	1
SEAS TOTAL	.268	54	198	38	53	8	0	17	45	0	0	5	27	42	0	0	3	1
Frale, J	.118	5	17	1	2	1	0	0	0	0	0	0	0	6	0	0	0	0
Freitas, D	.000	1	2	1	0	0	0	0	1	0	1	0	1	0	0	0	0	0
SEAS TOTAL	.143	8	7	2	1	0	0	0	1	0	1	0	3	1	0	0	1	0
Gordon, D	.250	57	172	11	43	3	2	0	13	1	4	0	8	35	7	2	4	4
Haniger, M	.207	32	121	23	25	7	0	7	15	0	0	4	16	45	2	0	1	0
Healy, R	.224	24	85	11	19	7	0	2	8	0	0	0	6	22	0	0	0	4
Lewis, K	.255	12	47	6	12	4	0	4	10	0	1	0	1	18	0	0	0	1
Long, S	.214	22	84	10	18	6	0	1	6	0	0	0	8	28	2	1	1	2
Lopes, T	.209	21	43	4	9	1	0	1	4	0	1	1	10	12	3	1	0	2
Moore, D	.209	55	110	16	23	3	0	6	14	0	0	2	13	46	2	3	3	6
Murphy, T	.288	38	125	16	36	8	1	6	15	0	0	1	8	45	1	0	0	1
Narvaez, O	.275	70	222	33	61	5	0	13	34	0	3	1	24	41	0	0	2	4
Negron, K	.250	9	20	3	5	0	0	0	1	0	0	0	2	9	1	0	0	0
SEAS TOTAL	.265	24	49	7	13	1	0	0	5	0	0	0	3	19	1	0	0	0
Nola, A	.254	44	122	19	31	5	1	1	12	1	0	3	14	41	1	0	2	0
Santana, D	.268	61	220	31	59	10	0	9	35	0	0	2	28	80	5	1	5	6
Seager, K	.228	57	206	26	47	12	0	10	29	0	1	0	24	44	1	1	7	3
Smith, M	.253	73	269	40	68	11	3	4	24	1	1	5	25	69	25	7	4	4
Vogelbach, D	.202	70	218	26	44	9	0	12	40	0	1	1	39	81	0	0	2	1
Walton, D	.167	6	12	1	2	0	0	0	1	0	0	0	2	4	0	1	0	0
Williamson, J	.226	10	31	6	7	0	0	3	8	0	0	1	3	12	0	1	1	0
SEAS TOTAL	.156	20	64	7	10	1	0	3	10	0	0	2	5	26	2	1	2	1
PITCHERS	.000	81	0	0	0	0	0	0	0	0	0	0	0	0	0	0	0	12
TOTALS	.235	81	2680	367	629	123	8	107	353	6	15	24	297	817	55	23	41	65

PITCHER	ERA	W	L	G	GS	CG	SHO	SV	IP	AB	H	R	ER	HR	HB	BB	SO	WP	OPP	AVG
OAdams, A	6.46	2	1	14	1	0	0	0	15.1	55	11	11	11	4	0	7	28	0	.200	
Alaniz, R	13.50	0	0	2	0	0	0	0	2.2	12	5	4	4	1	0	2	3	0	.417	
SEAS TOTAL	9.53	0	0	5	0	0	0	0	5.2	20	6	6	6	1	0	4	5	0	.300	
Altavilla, D	7.36	1	1	8	0	0	0	0	7.1	24	4	6	6	1	0	5	8	1	.167	
Armstrong, S	13.50	0	1	3	0	0	0	0	2.2	12	5	4	4	1	1	2	3	0	.417	
SEAS TOTAL	4.97	1	1	27	0	0	0	2	29.0	109	26	16	16	4	2	14	32	4	.239	
Bass, A	3.55	0	3	24	0	0	0	5	25.1	92	19	11	10	2	0	10	30	5	.207	
Bautista, G	9.00	0	0	4	0	0	0	0	4.0	14	3	4	4	2	0	4	3	1	.214	
Biddle, J	12.00	0	0	7	0	0	0	0	6.0	30	13	10	8	1	0	5	4	3	.433	
SEAS TOTAL	10.91	0	1	20	0	0	0	0	15.2	80	32	25	19	2	14	14	6	.400		
Bradford, C	5.40	0	0	7	0	0	0	1	10.0	37	10	6	6	5	0	3	6	1	.270	
Brennan, B	4.30	1	4	24	0	0	0	0	29.1	103	20	15	14	6	0	14	31	2	.194	
Carasiti, M	7.94	0	1	7	3	0	0	0	5.2	25	9	6	5	2	0	1	8	4	.360	
Dunn, J	3.86	0	0	3	3	0	0	0	4.2	13	1	2	2	0	0	6	4	0	.077	
Elias, R	3.70	3	1	25	0	0	0	7	24.1	96	23	17	10	5	1	8	23	0	.240	
SEAS TOTAL	4.15	3	1	27	0	0	0	7	26.0	103	27	20	12	7	1	9	23	0	.262	
Festa, M	3.18	0	1	10	0	0	0	0	11.1	39	7	4	4	1	0	5	13	0	.179	
Garton, R	9.00	0	0	1	0	0	0	0	2.0	8	2	2	2	1	0	1	0	0	.250	
Garrin, C	3.38	0	1	23	1	0	0	0	21.1	78	18	8	8	2	1	12	20	1	.231	
SEAS TOTAL	3.62	1	1	29	1	0	0	0	27.1	99	23	11	11	3	1	12	22	1	.232	
Gonzales, M	3.98	9	5	16	16	0	0	0	97.1	380	98	50	43	7	2	23	78	0	.258	
Grotz, Z	5.68	0	0	6	0	0	0	0	6.1	25	7	5	4	0	0	2	8	4	.280	
Guilbeau, T	2.25	0	0	7	0	0	0	0	4.0	14	2	2	1	1	1	2	4	0	.143	
Hernandez, F	3.57	1	2	6	6	0	0	0	35.1	138	34	16	14	7	4	10	28	3	.246	
Kikuchi, Y	5.73	2	8	15	15	0	0	0	75.1	304	91	52	48	21	2	25	57	3	.299	
Leake, M	3.01	7	2	10	10	2	1	0	68.2	267	67	30	23	5	0	7	50	1	.251	
SEAS TOTAL	3.27	9	4	17	17	2	1	0	110.0	436	120	54	40	15	3	12	70	1	.275	
LeBlanc, W	4.00	3	3	15	4	0	0	0	72.0	277	66	35	32	12	1	22	48	0	.238	
Magill, M	1.69	2	0	10	0	0	0	2	10.2	38	7	2	2	2	0	2	14	0	.184	
SEAS TOTAL	1.88	4	0	27	0	0	0	2	28.2	107	23	12	6	4	0	11	36	1	.215	
Markel, P	16.20	0	0	2	0	0	0	0	1.2	10	5	4	3	1	1	2	1	0	.500	
SEAS TOTAL	7.53	0	1	13	0	0	0	0	14.1	61	19	14	12	2	3	12	15	1	.311	
McClain, R	1.93	1	1	5	0	0	0	0	9.1	35	7	2	2	0	0	3	8	1	.200	
McKay, D	3.00	0	0	2	0	0	0	0	3.0	11	2	2	1	0	0	3	4	0	.182	
SEAS TOTAL	5.28	0	0	12	0	0	0	0	15.1	58	13	10	9	1	1	7	22	1	.224	
Milone, T	5.46	1	6	12	4	0	0	0	61.0	238	63	38	37	17	0	14	49	0	.265	
Moore, A	7.71	0	0	1	1	0	0	0	4.2	19	6	4	4	2	0	1	2	0	.316	
Moore, D	36.00	0	0	1	0	0	0	0	1.0	8	5	4	4	0	0	2	0	0	.625	
Murphy, T	6.00	0	0	3	0	0	0	0	3.0	8	1	2	2	0	0	1	2	0	.125	
Rosscup, Z	4.05	0	0	9	0	0	0	0	6.2	28	6	6	3	1	0	6	13	2	.214	
SEAS TOTAL	4.32	0	0	12	0	0	0	0	8.1	36	9	9	4	1	0	8	16	2	.250	
Rumbelow, N	9.00	0	0	2	0	0	0	1	1.0	5	1	1	1	1	0	0	1	0	.200	
Sadzeck, C	2.45	0	0	9	0	0	0	0	11.0	43	8	5	3	1	1	7	12	3	.186	
Scott, T	27.00	0	0	2	2	0	0	0	1.1	6	2	4	4	0	0	4	1	0	.333	
SEAS TOTAL	25.71	0	0	7	2	0	0	0	7.0	36	16	20	20	5	1	9	4	2	.444	
Sheffield, J	6.08	0	1	6	5	0	0	0	26.2	108	34	18	18	5	0	15	25	1	.315	
Strickland, H	20.25	0	1	2	0	0	0	0	1.1	6	2	3	3	1	1	0	0	0	.333	
SEAS TOTAL	7.27	1	1	12	0	0	0	0	8.2	37	12	7	7	2	1	4	5	0	.324	
Swanson, E	6.41	0	3	14	4	0	0	0	26.2	107	29	22	19	10	1	2	20	1	.271	
Swarzak, A	1.59	0	0	6	0	0	0	1	5.2	22	4	4	1	2	0	2	7	0	.182	
SEAS TOTAL	2.78	1	1	24	0	0	0	2	22.2	87	20	10	7	4	0	12	19	0	.230	
Tuivailala, S	0.96	0	0	10	1	0	0	0	9.1	33	4	1	1	0	2	5	13	0	.121	
Warren, A	0.00	1	0	4	0	0	0	0	3.1	12	2	0	0	0	0	2	3	1	.167	
Wisler, M	6.94	1	0	12	5	0	0	0	11.2	47	1									



MARINERS IN DAY GAMES

BATTER	AVG	G	AB	R	H	2B	3B	HR	RBI	SH	SF	HP	BB	SO	SB	CS	GI		E	
																	DP	DP		
Beckham,T	.210	34	119	17	25	7	1	6	13	0	0	1	9	36	0	2	5	6		
Bishop,B	.120	11	25	3	3	0	0	0	4	0	0	0	2	8	0	0	0	0		
Broxton,K	.067	10	15	3	1	0	0	1	3	0	2	0	3	12	0	2	0	0		
SEAS TOTAL	.141	37	85	9	12	4	0	1	6	0	2	0	9	45	4	3	2	2		
Bruce,J	.232	15	56	10	13	5	0	6	11	0	0	0	3	21	0	0	0	3		
SEAS TOTAL	.209	28	91	14	19	6	0	9	19	0	1	0	3	28	0	0	2	3		
Court,R	.222	5	9	0	2	1	0	0	3	0	0	0	0	5	0	0	0	0		
Crawford,J	.218	30	110	14	24	6	1	3	13	1	1	0	8	23	0	1	1	4		
Encarnacio,E	.271	23	85	16	23	2	0	9	20	0	1	1	10	18	0	0	1	1		
SEAS TOTAL	.247	39	146	25	36	7	0	11	32	0	1	3	18	31	0	0	2	1		
Frale,y,J	.000	4	11	1	0	0	0	0	0	0	0	1	0	2	0	0	0	1		
Freitas,D	.000	1	2	1	0	0	0	0	1	0	1	0	1	0	0	0	0	0		
SEAS TOTAL	.200	7	5	2	1	0	0	0	1	0	1	0	4	0	0	0	0	0		
Gordon,D	.268	38	127	9	34	3	3	2	12	0	1	0	4	15	4	2	5	4		
Haniger,M	.276	22	87	19	24	7	1	7	19	0	1	1	6	28	0	0	1	0		
Healy,R	.229	14	48	6	11	4	0	2	7	0	1	1	4	10	0	0	0	2		
Lewis,K	.438	4	16	3	7	2	0	1	4	0	0	0	1	5	0	0	0	1		
Long,S	.265	13	49	8	13	6	1	1	4	0	0	0	8	10	0	2	0	2		
Lopes,T	.333	13	36	3	12	3	0	0	4	0	0	0	9	9	0	1	0	0		
Moore,D	.235	47	102	12	24	7	2	3	11	0	0	4	13	36	3	4	4	2		
Murphy,T	.276	28	98	10	27	4	1	5	11	0	1	1	6	33	2	0	0	2		
Narvaez,O	.246	46	138	18	34	3	0	6	16	0	2	1	17	38	0	0	2	0		
Negron,K	.286	4	7	2	2	0	0	0	1	0	0	0	1	2	0	0	0	0		
SEAS TOTAL	.214	13	28	4	6	0	0	1	5	0	0	0	2	10	0	0	1	0		
Nola,A	.321	27	84	15	27	2	1	3	11	0	0	2	5	20	0	0	5	0		
Santana,D	.259	43	162	24	42	7	0	9	25	0	0	0	15	55	1	0	2	5		
Seager,K	.252	37	139	19	35	9	0	9	25	0	0	1	8	29	1	1	3	6		
Smith,M	.236	46	178	22	42	7	5	1	14	0	0	4	11	57	8	5	3	1		
Vogelbach,D	.212	50	165	27	35	7	0	12	27	0	1	1	33	56	0	0	2	1		
Walton,D	.250	3	8	2	2	0	0	0	2	0	0	0	2	2	0	0	0	0		
Williamson,J	.182	7	22	6	4	0	0	1	3	0	0	1	4	6	0	0	1	0		
SEAS TOTAL	.098	12	41	6	4	0	0	1	4	0	0	2	7	14	1	0	2	0		
PITCHERS	.000	56	6	0	0	0	0	0	0	1	0	0	1	4	0	0	0	10		
TOTALS	.245	56	1904	270	466	92	16	87	264	2	12	20	184	540	19	20	35	51		
PITCHER	ERA	W	L	G	GS	CG	SHO	SV	IP	AB	H	R	ER	HR	HB	BB	SO	WP	OPP	AVG
Adams,A	3.12	1	0	8	2	0	0	0	8.2	32	7	3	3	1	0	4	17	0	.219	
Alaniz,R	9.00	0	0	1	0	0	0	0	1.0	5	2	2	1	1	0	1	2	0	.400	
SEAS TOTAL	4.76	0	0	3	0	0	0	0	5.2	22	5	4	3	1	0	1	3	0	.227	
Altavilla,D	4.91	0	0	8	0	0	0	0	7.1	22	3	4	4	0	0	6	7	1	.136	
Armstrong,S	18.00	0	0	1	0	0	0	0	1.0	6	3	2	2	0	0	1	0	0	.500	
SEAS TOTAL	6.92	0	0	25	0	0	0	3	26.0	115	39	20	20	4	1	16	27	1	.339	
Bass,A	2.75	1	2	17	0	0	0	2	19.2	65	12	6	6	1	0	7	16	2	.185	
Bautista,G	12.00	0	0	3	0	0	0	0	3.0	11	3	4	4	1	0	4	1	1	.273	
Biddle,J	9.00	0	0	5	0	0	0	0	4.0	20	8	6	4	0	1	4	4	2	.400	
SEAS TOTAL	10.80	0	0	8	0	0	0	0	6.2	34	13	11	8	1	2	5	7	2	.382	
Bradford,C	5.59	0	0	6	0	0	0	1	9.2	37	9	6	6	5	0	3	8	0	.243	
Brennan,B	4.50	2	3	19	0	0	0	0	20.0	73	13	10	10	3	0	5	27	1	.178	
Carasiti,M	8.31	0	1	5	2	0	0	0	4.1	19	7	5	4	1	0	3	8	3	.368	
Dunn,J	0.00	0	0	1	1	0	0	0	2.0	6	0	0	0	0	0	1	3	0	.000	
Elias,R	5.65	1	0	15	0	0	0	2	14.1	59	17	11	9	4	1	4	12	0	.288	
Festa,M	6.75	0	1	10	0	0	0	0	10.2	40	10	8	8	4	0	6	11	0	.250	
Garrin,C	4.08	0	1	18	1	0	0	0	17.2	56	9	8	8	0	2	11	12	3	.161	
SEAS TOTAL	3.57	1	1	23	1	0	0	0	22.2	77	16	9	9	0	2	12	14	3	.208	
Gonzales,M	4.45	4	6	11	11	0	0	0	60.2	237	63	37	30	5	2	21	44	0	.266	
Grotz,Z	5.06	0	0	5	0	0	0	0	5.1	19	5	3	3	0	0	3	5	3	.263	
Guilbeau,T	7.71	0	0	5	0	0	0	0	4.2	20	7	4	4	1	0	1	1	0	.350	
Hernandez,F	11.91	0	3	3	3	0	0	0	11.1	50	16	19	15	3	1	6	12	0	.320	
Kikuchi,Y	4.87	4	2	11	11	1	1	0	57.1	230	64	36	31	7	3	21	42	3	.278	
Leake,M	4.86	3	3	8	8	0	0	0	50.0	199	54	28	27	15	2	10	41	1	.271	
SEAS TOTAL	5.11	5	5	13	13	0	0	0	79.1	319	95	50	45	23	6	13	52	1	.298	
LeBlanc,W	4.17	3	1	9	3	0	0	0	45.1	183	49	23	21	6	0	11	35	0	.268	
Magill,M	4.50	1	1	7	0	0	0	2	6.0	26	7	3	3	1	0	2	10	2	.269	
SEAS TOTAL	5.57	1	1	21	0	0	0	2	21.0	88	24	20	13	3	2	9	28	4	.273	
Markel,P	18.00	0	0	1	0	0	0	0	1.0	5	3	2	2	0	0	1	0	0	.600	
SEAS TOTAL	4.50	0	0	5	0	0	0	0	6.0	22	5	3	3	1	0	3	7	0	.227	
McClain,R	7.04	1	0	5	1	0	0	0	7.2	31	10	6	6	0	0	5	1	0	.323	
McKay,D	0.00	0	0	1	0	0	0	0	0.1	2	1	0	0	0	0	0	0	0	.500	
SEAS TOTAL	4.70	0	0	8	0	0	0	0	7.2	29	6	4	4	2	0	2	15	1	.207	
Milone,T	5.17	1	4	8	2	0	0	0	38.1	148	42	23	22	10	0	12	34	1	.284	
Murphy,T	9.00	0	0	2	0	0	0	0	2.0	5	1	2	2	0	0	1	0	0	.200	
Rosscup,Z	0.00	0	0	5	0	0	0	0	4.1	17	4	0	0	0	0	4	8	0	.235	
SEAS TOTAL	8.44	0	0	8	0	0	0	0	5.1	25	9	6	5	1	0	6	10	1	.360	
Rumbelow,N	13.50	0	0	1	0	0	0	0	0.2	3	1	1	1	1	0	0	0	0	.333	
Sadzeck,C	3.86	0	1	6	0	0	0	1	4.2	21	5	4	2	2	0	6	7	1	.238	
Scott,T	5.40	0	0	1	0	0	0	0	1.2	8	3	1	1	1	0	1	2	0	.375	
SEAS TOTAL	3.38	0	0	2	0	0	0	0	2.2	12	4	1	1	1	0	1	4	0	.333	
Sheffeld,J	7.24	0	1	3	3	0	0	0	13.2	59	18	11	11	3	2	3	20	2	.305	
Strickland,H	0.00	0	0	1	0	0	0	0	1.0	3	0	0	0	0	0	0	0	0	.000	
SEAS TOTAL	3.52	0	0	8	0	0	0	0	7.2	28	5	3	3	2	2	2	6	0	.179	
Swanson,E	5.04	1	2	9	4	0	0	1	25.0	98	24	17	14	6	0	8	21	0	.245	
Swarzak,A	0.00	0	0	5	0	0	0	0	5.0	19	3	3	0	1	0	0	7	0	.158	
SEAS TOTAL	2.20	1	1	18	0	0	0	0	16.1	58	11	7	4	2	0	6	14	0	.190	
Tuivailala,S	0.00	0	0	7	2	0	0	0	7.0	23	3	0	0	0	0	4	7	0	.130	
Warren,A	0.00	0	0	2	0	0	0	0	2.0	8	1	0	0	0	0	1	2	1	.125	
Wisler,M	6.00	0	1	5	2	0	0	0	6.0	21	4	4	4	2	0	2	8	0	.190	
SEAS TOTAL	6.63	1	3	13	2	0	0	0	19.0	77	23	14	14	6	0	9	17	1	.299	
Wright,M	2.79	0	0	5	0	0	0	0	9.2	40	10	5	3	1	0	1	9	0	.250	
SEAS TOTAL	6.92	0	1	9	0	0	0	1	13.0	57	19	12	10	3	1	5	13	1	.333	
TOTALS	4.94	23	33	56	56	1	2	9	494.0	1926	501	307	271	86	14	184	444	27	.260	

MARINERS IN NIGHT GAMES



BATTER	AVG	G	AB	R	H	2B	3B	HR	RBI	SH	SF	HP	BB	SO	SB	CS	GI	DP	E
Beckham,T	.254	54	185	22	47	14	0	9	34	0	0	2	12	66	1	1	2	8	
Bishop,B	.097	16	31	0	3	0	0	0	0	1	0	0	1	13	0	0	0	0	
Broxton,K	.135	19	37	2	5	0	0	1	2	0	0	1	5	21	2	2	0	1	
SEAS TOTAL	.185	63	119	15	22	0	0	5	10	1	0	1	11	59	6	3	3	1	
Bruce,J	.202	32	109	17	22	6	0	8	17	0	2	1	13	32	1	0	1	1	
SEAS TOTAL	.219	70	219	29	48	11	0	17	40	0	2	1	16	54	1	0	3	1	
Court,R	.200	7	15	1	3	0	0	1	2	0	0	0	1	6	0	0	0	1	
Crawford,J	.230	63	235	29	54	15	3	4	33	2	2	2	35	60	5	2	3	8	
Encarnacio,E	.224	42	156	32	35	5	0	12	29	0	2	3	31	37	0	1	2	1	
SEAS TOTAL	.243	70	272	56	66	11	0	23	54	0	2	4	40	72	0	1	2	1	
Fraley,J	.207	8	29	2	6	2	0	0	1	0	0	0	0	12	0	0	0	0	
Gordon,D	.278	79	266	27	74	9	3	1	22	3	5	1	14	46	18	3	3	6	
Haniger,M	.189	41	159	27	30	6	0	8	13	0	1	4	24	53	4	0	2	1	
Healy,R	.240	33	121	18	29	12	0	5	19	0	3	0	9	30	0	0	1	7	
Lewis,K	.218	14	55	7	12	3	0	5	9	0	1	0	2	24	0	0	0	0	
Long,S	.262	29	103	13	27	6	0	4	11	0	0	0	8	30	3	1	1	1	
Lopes,T	.240	28	75	8	18	4	0	1	8	0	1	1	6	20	6	2	1	2	
Moore,D	.186	66	145	19	27	7	0	6	17	1	0	5	12	57	8	5	2	7	
Murphy,T	.272	48	162	22	44	8	0	13	29	0	0	0	13	54	0	0	0	2	
Narvaez,O	.293	86	290	45	85	9	0	16	39	0	1	3	30	54	0	0	3	6	
Negron,K	.188	6	16	1	3	0	0	0	0	0	0	0	1	7	1	0	0	0	
SEAS TOTAL	.265	27	49	8	13	1	0	1	3	0	0	0	3	16	1	1	0	0	
Nola,A	.240	52	154	22	37	10	0	7	20	1	1	2	18	43	1	0	3	1	
Santana,D	.249	78	289	39	72	13	1	12	44	0	2	2	35	109	7	3	9	7	
Seager,K	.232	69	254	36	59	10	1	14	38	0	2	3	36	57	1	1	9	5	
Smith,M	.223	88	332	48	74	12	4	5	23	2	1	7	31	84	38	4	4	4	
Suzuki,I	.000	2	5	0	0	0	0	0	0	0	0	0	1	1	0	0	0	0	
Vogelbach,D	.205	94	297	46	61	10	0	18	49	0	1	1	59	93	0	0	2	1	
Walton,D	.125	4	8	0	1	0	0	0	0	0	0	0	1	3	0	1	0	0	
Williamson,J	.182	18	55	4	10	0	0	2	7	0	0	0	5	20	0	1	0	1	
SEAS TOTAL	.184	28	87	7	16	1	0	3	13	0	0	0	7	30	1	1	1	2	
PITCHERS	.077	106	13	1	1	1	0	0	0	2	0	0	1	9	0	0	0	10	
TOTALS	.233	106	3596	488	839	162	12	152	466	12	25	38	404	1041	96	27	48	81	

PITCHER	ERA	W	L	G	GS	CG	SHO	SV	IP	AB	H	R	ER	HR	HB	BB	SO	WP	OPP	AVG
Adams,A	4.03	1	2	21	0	0	0	0	22.1	77	13	10	10	3	0	10	34	2	.169	
SEAS TOTAL	4.24	1	2	22	0	0	0	0	23.1	80	13	11	11	3	1	12	36	4	.163	
Alaniz,R	24.00	0	0	3	0	0	0	0	3.0	17	9	8	8	2	0	2	4	0	.529	
SEAS TOTAL	11.70	1	0	9	0	0	0	0	10.0	41	14	13	13	2	0	6	10	0	.341	
Altavilla,D	6.14	2	1	9	0	0	0	0	7.1	28	6	5	5	1	0	6	11	1	.214	
Armstrong,S	13.50	0	1	3	0	0	0	0	2.2	12	5	4	4	1	1	2	3	0	.417	
SEAS TOTAL	4.78	1	1	30	0	0	0	1	32.0	119	27	18	17	4	3	13	36	3	.227	
Bass,A	4.13	1	2	27	0	0	0	3	28.1	103	18	14	13	4	1	10	27	4	.175	
Bautista,G	10.50	0	1	5	2	0	0	0	6.0	28	10	7	7	1	0	5	6	1	.357	
Biddle,J	10.29	0	0	6	0	0	0	0	7.0	30	12	8	8	2	0	3	4	2	.400	
SEAS TOTAL	7.59	0	1	22	0	0	0	0	21.1	90	29	22	18	4	2	17	19	5	.322	
Bradford,C	3.86	0	0	6	0	0	0	0	7.0	27	8	3	3	1	0	1	3	1	.296	
Brennan,B	4.61	1	3	25	0	0	0	0	27.1	96	21	15	14	3	0	19	20	5	.219	
Carasiti,M	1.69	0	0	6	3	0	0	0	5.1	18	4	1	1	1	0	2	2	1	.222	
Dunn,J	3.86	0	0	3	3	0	0	0	4.2	13	2	2	2	0	0	8	2	0	.154	
Elias,R	2.76	3	2	29	0	0	0	12	32.2	124	24	17	10	4	0	13	33	1	.194	
SEAS TOTAL	3.28	3	2	33	0	0	0	0	35.2	136	29	21	13	6	0	14	35	1	.213	
Festa,M	4.63	0	1	10	0	0	0	0	11.2	43	10	7	6	1	2	6	10	1	.233	
Garton,R	12.00	0	0	2	0	0	0	0	3.0	13	4	4	4	2	0	1	1	0	.308	
Garrin,C	3.80	0	1	30	1	0	0	0	23.2	98	29	10	10	3	2	10	27	1	.296	
SEAS TOTAL	4.41	0	2	43	1	0	0	0	32.2	134	39	16	16	5	2	13	33	1	.291	
Gonzales,M	3.79	12	7	23	23	0	0	0	142.1	557	147	69	60	18	4	35	103	2	.264	
Grotz,Z	3.75	1	0	9	0	0	0	0	12.0	44	9	6	5	0	1	5	13	3	.205	
Guilbeau,T	1.17	0	0	12	0	0	0	0	7.2	27	3	2	1	1	1	2	6	0	.111	
Hernandez,F	5.37	1	5	12	12	0	0	0	60.1	242	69	39	36	14	5	19	45	5	.285	
Kikuchi,Y	5.78	2	9	21	21	0	0	0	104.1	430	131	73	67	29	3	29	74	2	.305	
Leake,M	3.93	6	5	14	14	2	1	0	87.0	352	99	50	38	11	2	9	59	1	.281	
SEAS TOTAL	3.75	7	6	19	19	2	1	0	117.2	474	132	64	49	18	4	14	75	1	.278	
LeBlanc,W	6.63	3	6	17	5	0	0	0	76.0	315	96	57	56	22	1	20	57	0	.305	
Magill,M	3.31	2	1	15	0	0	0	3	16.1	63	14	7	6	2	0	3	18	1	.222	
SEAS TOTAL	3.03	4	1	29	0	0	0	3	29.2	115	27	11	10	4	0	11	36	1	.235	
Markel,P	14.73	0	0	4	0	0	0	0	3.2	18	7	7	6	3	1	3	3	1	.389	
SEAS TOTAL	9.00	0	1	15	0	0	0	0	16.0	68	21	18	16	5	3	14	17	2	.309	
McClain,R	5.40	0	1	9	1	0	0	0	13.1	51	12	8	8	2	0	8	10	1	.235	
McKay,D	5.40	0	0	6	0	0	0	0	6.2	24	4	5	4	1	0	8	5	0	.167	
SEAS TOTAL	5.79	0	0	17	0	0	0	0	18.2	68	14	13	12	1	1	15	19	1	.206	
Milone,T	4.54	3	6	15	4	0	0	0	73.1	275	60	38	37	14	2	11	60	0	.218	
Moore,A	7.71	0	0	1	1	0	0	0	4.2	19	6	4	4	2	0	1	2	0	.316	
Moore,D	36.00	0	0	1	0	0	0	0	1.0	8	5	4	4	0	0	2	0	0	.625	
Murphy,T	0.00	0	0	1	0	0	0	0	1.0	3	0	0	0	0	0	0	2	0	.000	
Rosscup,Z	4.66	2	0	14	0	0	0	0	9.2	38	9	8	5	1	0	10	12	2	.237	
SEAS TOTAL	3.55	2	0	20	0	0	0	0	12.2	50	13	9	5	1	0	13	16	2	.260	
Rumbelow,N	40.50	0	0	2	0	0	0	1	0.2	5	2	3	3	1	0	1	2	1	.400	
Sadzeck,C	2.37	0	0	14	0	0	0	0	19.0	69	13	6	5	1	2	9	20	3	.188	
Scott,T	10.50	0	0	4	2	0	0	0	6.0	25	8	9	7	0	2	5	5	0	.320	
SEAS TOTAL	16.46	0	0	11	2	0	0	0	13.2	66	27	27	25	5	4	10	10	2	.409	
Sheffield,J	4.43	0	0	5	4	0	0	0	22.1	86	26	11	11	2	1	15	17	1	.302	
Strickland,H	11.57	0	1	3	0	0	0	2	2.1	9	2	3	3	1	1	0	3	0	.222	
SEAS TOTAL	6.48	2	1	20	0	0	0	2	16.2	65	17	12	12	4	1	6	12	1	.262	
Swanson,E	6.27	0	3	18	4	0	0	1	33.0	132	32	24	23	11	2	4	31	2	.242	
Swarzak,A	8.31	2	2	10	0	0	0	3	8.2	37	11	8	8	5	0	8	10	1	.297	
SEAS TOTAL	5.59	2	3	41	0	0	0	4	37.0	149	41	23	23	10	0	21	38	2	.275	
Tuivailala,S	3.38	1	0	16	0	0	0	0	16.0	57	10	6	6	1	2	7	20	1	.175	
Warren,A	0.00	1	0	4	0	0	0	0	3.1	11	1	0	0	0	0	1	3	0	.091	
Wisler,M	6.06	1	1	18	6															



MARINERS ON GRASS FIELDS

BATTER	AVG	G	AB	R	H	2B	3B	HR	RBI	SH	SF	HP	BB	SO	SB	CS	GI	DP	E
Beckham,T	.237	88	304	39	72	21	1	15	47	0	0	3	21	102	1	3	7	14	
Bishop,B	.107	27	56	3	6	0	0	0	4	1	0	0	3	21	0	0	0	0	
Broxton,K	.119	24	42	2	5	0	0	1	2	0	0	0	5	27	2	3	0	0	
SEAS TOTAL	.174	91	184	21	32	3	0	5	12	1	0	0	16	93	10	5	4	2	
Bruce,J	.212	47	165	27	35	11	0	14	28	0	2	1	16	53	1	0	1	4	
SEAS TOTAL	.216	98	310	43	67	17	0	26	59	0	3	1	19	82	1	0	5	4	
Court,R	.208	12	24	1	5	1	0	1	5	0	0	0	1	11	0	0	0	1	
Crawford,J	.218	88	326	39	71	20	3	7	45	3	3	2	39	81	5	3	3	12	
Encarnacio,E	.241	65	241	48	58	7	0	21	49	0	3	4	41	55	0	1	3	2	
SEAS TOTAL	.256	103	390	77	100	17	0	33	84	0	3	7	56	91	0	1	4	2	
Fraley,J	.162	11	37	2	6	2	0	0	1	0	0	0	0	13	0	0	0	1	
Freitas,D	.000	1	2	1	0	0	0	0	1	0	1	0	1	0	0	0	0	0	
SEAS TOTAL	.067	17	15	2	1	0	0	0	1	0	1	0	4	5	0	0	1	0	
Gordon,D	.276	111	370	33	102	12	5	3	34	3	6	1	17	59	21	4	7	10	
Haniger,M	.220	63	246	46	54	13	1	15	32	0	2	5	30	81	4	0	3	1	
Healy,R	.237	47	169	24	40	16	0	7	26	0	4	1	13	40	0	0	1	9	
Lewis,K	.268	18	71	10	19	5	0	6	13	0	1	0	3	29	0	0	0	1	
Long,S	.263	42	152	21	40	12	1	5	15	0	0	0	16	40	3	3	1	3	
Lopes,T	.258	35	89	9	23	6	0	1	7	0	1	1	12	26	4	2	0	2	
Moore,D	.210	108	238	30	50	13	2	9	27	1	0	9	24	92	11	9	6	9	
Murphy,T	.262	73	248	28	65	11	1	14	32	0	1	1	18	84	1	0	0	4	
Narvaez,O	.284	128	412	62	117	12	0	22	55	0	3	4	46	88	0	0	5	6	
Negron,K	.217	10	23	3	5	0	0	0	1	0	0	0	2	9	1	0	0	0	
SEAS TOTAL	.257	37	74	12	19	1	0	2	8	0	0	0	5	24	1	1	1	0	
Nola,A	.262	73	214	31	56	10	1	7	25	1	1	3	20	60	1	0	6	1	
Santana,D	.255	120	447	63	114	20	1	21	69	0	2	2	50	162	8	3	11	12	
Seager,K	.238	100	369	49	88	18	1	20	57	0	2	4	42	82	2	2	10	11	
Smith,M	.230	129	492	69	113	18	8	6	34	2	1	11	42	134	46	9	7	5	
Suzuki,I	.000	2	5	0	0	0	0	0	0	0	0	0	1	1	0	0	0	0	
Vogelbach,D	.208	139	447	69	93	16	0	29	75	0	2	2	87	144	0	0	4	2	
Walton,D	.188	7	16	2	3	0	0	0	2	0	0	0	3	5	0	1	0	0	
Williamson,J	.182	25	77	10	14	0	0	3	10	0	0	1	9	26	0	1	1	1	
SEAS TOTAL	.160	37	119	13	19	1	0	4	16	0	0	2	12	41	2	1	3	2	
PITCHERS	.053	156	19	1	1	1	0	0	0	3	0	0	2	13	0	0	0	19	
TOTALS	.237	156	5301	722	1255	245	25	227	696	14	35	55	564	1538	111	44	76	130	

PITCHER	ERA	W	L	G	GS	CG	SHO	SV	IP	AB	H	R	ER	HR	HB	BB	SO	WP	OPP	AVG
Adams,A	3.77	2	2	29	2	0	0	0	31.0	109	20	13	13	4	0	14	51	2	.183	
SEAS TOTAL	3.94	2	2	30	2	0	0	0	32.0	112	20	14	14	4	1	16	53	4	.179	
Alaniz,R	20.25	0	0	4	0	0	0	0	4.0	22	11	10	9	3	0	3	6	0	.500	
SEAS TOTAL	9.19	1	0	12	0	0	0	0	15.2	63	19	17	16	3	0	7	13	0	.302	
Altavilla,D	5.52	2	1	17	0	0	0	0	14.2	50	9	9	9	1	0	12	18	2	.180	
Armstrong,S	14.73	0	1	4	0	0	0	0	3.2	18	8	6	6	1	1	3	3	0	.444	
SEAS TOTAL	5.86	1	1	49	0	0	3	3	50.2	207	60	34	33	8	3	27	55	4	.290	
Bass,A	3.52	1	4	42	0	0	0	5	46.0	160	28	19	18	4	1	16	40	6	.175	
Bautista,G	11.00	0	1	8	2	0	0	0	9.0	39	13	11	11	2	0	9	7	2	.333	
Biddle,J	9.82	0	0	11	0	0	0	0	11.0	50	20	14	12	2	1	7	8	4	.400	
SEAS TOTAL	8.36	0	1	30	0	0	0	0	28.0	124	42	33	26	5	4	22	26	7	.339	
Bradford,C	4.86	0	0	12	0	0	0	1	16.2	64	17	9	9	6	0	4	11	1	.266	
Brennan,B	4.56	3	6	44	0	0	0	0	47.1	169	34	25	24	6	0	24	47	6	.201	
Carasiti,M	4.66	0	1	11	5	0	0	0	9.2	37	11	6	5	2	0	5	10	4	.297	
Dunn,J	2.70	0	0	4	4	0	0	0	6.2	19	2	2	2	0	0	9	5	0	.105	
Elias,R	3.64	4	2	44	0	0	0	14	47.0	183	41	28	19	8	1	17	45	1	.224	
SEAS TOTAL	4.01	4	2	47	0	0	14	14	49.1	193	46	32	22	10	1	18	46	1	.238	
Festa,M	5.64	0	2	20	0	0	0	0	22.1	83	20	15	14	5	2	12	21	1	.241	
Garton,R	12.00	0	0	2	0	0	0	0	3.0	13	4	4	4	2	0	1	1	0	.308	
Gearrin,C	4.06	0	2	45	1	0	0	0	37.2	144	37	17	17	3	4	19	36	4	.257	
SEAS TOTAL	4.11	1	2	60	1	0	0	0	50.1	194	51	23	23	4	4	23	43	4	.263	
Gonzales,M	3.95	15	13	33	33	0	0	0	198.0	774	205	103	87	21	5	54	142	2	.265	
Grotz,Z	4.50	1	0	13	0	0	0	0	16.0	58	13	9	8	0	1	7	17	6	.224	
Guilbeau,T	3.86	0	0	14	0	0	0	0	9.1	34	6	5	4	1	1	3	5	0	.176	
Hernandez,F	6.40	1	8	15	15	0	0	0	71.2	292	85	58	51	17	6	25	57	5	.291	
Kikuchi,Y	5.78	5	11	31	31	0	0	0	152.2	632	193	109	98	36	6	49	108	5	.305	
Leake,M	4.27	9	8	22	22	2	1	0	137.0	551	153	78	65	26	4	19	100	2	.278	
SEAS TOTAL	4.45	10	9	25	25	2	1	0	155.2	624	174	90	77	31	7	22	107	2	.279	
LeBlanc,W	5.40	6	6	24	8	0	0	0	110.0	450	127	69	66	23	1	30	87	0	.282	
Magill,M	3.10	3	1	19	0	0	0	3	20.1	79	17	8	7	2	0	4	24	2	.215	
SEAS TOTAL	3.30	5	1	44	0	0	0	3	46.1	181	42	24	17	6	1	18	58	3	.232	
Markel,P	15.43	0	0	5	0	0	0	0	4.2	23	10	9	8	3	1	4	3	1	.435	
SEAS TOTAL	7.77	0	1	20	0	0	0	0	22.0	90	26	21	19	6	3	17	24	2	.289	
McClain,R	6.75	1	1	12	1	0	0	0	17.1	69	19	13	13	2	0	11	11	1	.275	
McKay,D	5.14	0	0	7	0	0	0	0	7.0	26	5	5	4	1	0	8	5	0	.192	
SEAS TOTAL	5.92	0	0	24	0	0	0	0	24.1	91	19	17	16	3	1	15	32	2	.209	
Milone,T	4.64	3	10	22	6	0	0	0	106.2	402	96	57	55	24	2	22	90	1	.239	
Moore,A	7.71	0	0	1	1	0	0	0	4.2	19	6	4	4	2	0	1	2	0	.316	
Moore,D	36.00	0	0	1	0	0	0	0	1.0	8	5	4	4	0	0	2	0	0	.625	
Murphy,T	6.00	0	0	3	0	0	0	0	3.0	8	1	2	2	0	0	1	2	0	.125	
Rosscup,Z	3.21	2	0	19	0	0	0	0	14.0	55	13	8	5	1	0	14	20	2	.236	
SEAS TOTAL	3.71	2	0	26	0	0	0	0	17.0	69	19	11	7	2	0	17	24	3	.275	
Rumbelow,N	27.00	0	0	3	0	0	0	1	1.1	8	3	4	4	2	0	1	2	1	.375	
Sadzeck,C	2.66	0	1	20	0	0	0	1	23.2	90	18	10	7	3	2	15	27	4	.200	
Scott,T	9.39	0	0	5	2	0	0	0	7.2	33	11	10	8	1	2	6	7	0	.333	
SEAS TOTAL	14.09	0	0	12	2	0	0	0	15.1	72	28	26	24	6	3	11	12	2	.389	
Sheffield,J	5.50	0	1	8	7	0	0	0	36.0	145	44	22	22	5	3	18	37	3	.303	
Strickland,H	8.10	0	1	4	0	0	0	2	3.1	12	2	3	3	1	1	0	3	0	.167	
SEAS TOTAL	6.04	2	1	26	0	0	0	2	22.1	87	22	15	15	6	3	7	16	1	.253	
Swanson,E	5.95	1	5	26	8	0	0	2	56.0	224	56	41	37	17	2	11	51	1	.250	
Swarzak,A	5.27	2	2	15	0	0	0	3	13.2	56	14	11	8	6	0	8	17	1	.250	
SEAS TOTAL	4.56	3	4	59	0	0	0	4	53.1	207	52	30	27	1						

MARINERS ON ARTIFICIAL TURF



BATTER	AVG	G	AB	R	H	2B	3B	HR	RBI	SH	SF	HP	BB	SO	SB	CS	GI		
																	DP	E	
Broxton,K	.100	5	10	3	1	0	0	1	3	0	2	1	3	6	0	1	0	1	
SEAS TOTAL	.100	9	20	3	2	1	0	1	4	0	2	1	4	11	0	1	1	1	
Crawford,J	.368	5	19	4	7	1	1	0	1	0	0	0	4	2	0	0	1	0	
Fraley,J	.000	1	3	1	0	0	0	0	0	0	0	1	0	1	0	0	0	0	
Gordon,D	.261	6	23	3	6	0	1	0	0	0	0	0	1	2	1	1	1	0	
Lopes,T	.318	6	22	2	7	1	0	0	5	0	0	0	3	3	2	1	1	0	
Moore,D	.111	5	9	1	1	1	0	0	1	0	0	0	1	1	0	0	0	0	
Murphy,T	.500	3	12	4	6	1	0	4	8	0	0	0	1	3	1	0	0	0	
Narvaez,O	.125	4	16	1	2	0	0	0	0	0	0	0	1	4	0	0	0	0	
Nola,A	.333	6	24	6	8	2	0	3	6	0	0	1	3	3	0	0	2	0	
Santana,D	.000	1	4	0	0	0	0	0	0	0	0	0	0	2	0	0	0	0	
Seager,K	.250	6	24	6	6	1	0	3	6	0	0	0	2	4	0	0	2	0	
Smith,M	.167	5	18	1	3	1	1	0	3	0	0	0	0	7	0	0	0	0	
Vogelbach,D	.200	5	15	4	3	1	0	1	1	0	0	0	5	5	0	0	0	0	
PITCHERS	.000	6	0	0	0	0	0	0	0	0	0	0	0	0	0	0	0	1	
TOTALS	.251	6	199	36	50	9	3	12	34	0	2	3	24	43	4	3	7	2	

PITCHER	ERA	W	L	G	GS	CG	SHO	SV	IP	AB	H	R	ER	HR	HB	BB	SO	WP	OPP
																			AVG
Bass,A	4.50	1	0	2	0	0	0	0	2.0	8	2	1	1	1	0	1	3	0	.250
Gearrin,C	2.45	0	0	3	1	0	0	0	3.2	10	1	1	1	0	0	2	3	0	.100
SEAS TOTAL	3.60	0	1	6	1	0	0	0	5.0	17	4	2	2	1	0	2	4	0	.235
Gonzales,M	5.40	1	0	1	1	0	0	0	5.0	20	5	3	3	2	1	2	5	0	.250
Grotz,Z	0.00	0	0	1	0	0	0	0	1.1	5	1	0	0	0	0	1	1	0	.200
Guilbeau,T	3.00	0	0	3	0	0	0	0	3.0	13	4	1	1	1	0	0	2	0	.308
Kikuchi,Y	0.00	1	0	1	1	1	1	0	9.0	28	2	0	0	0	0	1	8	0	.071
LeBlanc,W	8.74	0	1	2	0	0	0	0	11.1	48	18	11	11	5	0	1	5	0	.375
Magill,M	9.00	0	1	3	0	0	0	2	2.0	10	4	2	2	1	0	1	4	1	.400
SEAS TOTAL	12.46	0	1	6	0	0	0	2	4.1	22	9	7	6	1	1	2	6	2	.409
McClain,R	2.45	0	0	2	1	0	0	0	3.2	13	3	1	1	0	0	2	0	0	.231
Milone,T	7.20	1	0	1	0	0	0	0	5.0	21	6	4	4	0	0	1	4	0	.286
Swanson,E	0.00	0	0	1	0	0	0	0	2.0	6	0	0	0	0	0	1	1	1	.000
Tuivailala,S	0.00	0	0	2	0	0	0	0	2.0	6	0	0	0	0	0	1	0	0	.000
Wisler,M	0.00	0	0	2	2	0	0	0	2.0	7	1	0	0	0	0	1	2	0	.143
SEAS TOTAL	8.53	1	0	5	2	0	0	0	6.1	26	8	6	6	3	0	2	5	0	.308
TOTALS	4.15	4	2	6	6	1	1	2	52.0	195	47	24	24	10	1	15	38	2	.241

MARINERS MULTI-HIT GAMES:						MARINERS MULTI-RBI GAMES:						GAME-WINNING/2-OUT RBI:											
Player	2	3	4	5	Total	Player	2	3	4	5+	Total	Player	GWRBI					Player	2-Out RBI				
Beckham	9	3	1	--	13	Beckham	5	4	1	1	11	Seager12					Santana9				
Bishop	2	--	--	--	2	Bishop	1	--	--	--	1	Santana7					Vogelbach5				
Bruce	5	2	--	--	7	Bruce	4	1	1	--	6	Vogelbach4					Haniger / Murphy4				
Broxton	2	--	--	--	2	Broxton	2	--	--	--	2	Haniger / Murphy3					Beckham / Crawford2				
Court	2	--	--	--	2	Court	1	1	--	--	2	Beckham / Crawford3					Gordon / Moore / Narvaez / Nola2				
Crawford	12	4	1	--	17	Crawford	5	2	2	--	9	Gordon / Moore / Narvaez / Nola2					Bruce / Encarnación / Smith1				
Encarnación	13	3	--	--	16	Encarnación	4	5	3	--	12	Bruce / Encarnación / Smith1					Lewis / Lopes32				
Fraley	1	--	--	--	1	Fraley	--	--	--	--	--	Lewis / Lopes26					Vogelbach24				
Gordon	21	8	--	--	29	Gordon	5	1	--	--	6	Vogelbach24					Encarnación21				
Haniger	14	--	--	--	14	Haniger	6	2	--	--	8	Encarnación21					Seager19				
Healy	8	1	1	--	10	Healy	3	2	--	1	6	Seager19					Beckham / Narvaez18				
Lewis	3	2	--	--	5	Lewis	1	2	--	--	3	Beckham / Narvaez18					Murphy17				
Long	11	2	--	--	13	Long	3	1	--	--	4	Murphy17					Moore / Crawford16				
Lopes	3	1	--	--	4	Lopes	4	--	--	--	4	Moore / Crawford16					Haniger15				
Moore	7	1	--	--	8	Moore	3	1	--	--	4	Haniger15					Gordon12				
Murphy	16	2	--	--	18	Murphy	9	3	1	--	13	Gordon12					Smith9				
Narvaez	20	9	2	--	31	Narvaez	7	2	2	--	11	Smith9					Nola8				
Negrón	1	--	--	--	1	Negrón	--	--	--	--	--	Nola8					Bruce4				
Nola	13	5	1	--	19	Nola	1	3	--	1	5	Bruce4					Healy / Williamson / Long3				
Santana	22	8	--	--	30	Santana	8	1	3	1	13	Healy / Williamson / Long3					Lewis2				
Seager	21	2	--	--	23	Seager	10	5	1	1	17	Lewis2					Court / Lopes1				
Smith	23	6	--	--	29	Smith	9	1	--	--	10	Court / Lopes1					Bishop1				
Suzuki	--	--	--	--	0	Suzuki	--	--	--	--	0	Bishop1										
Vogelbach	18	2	1	--	21	Vogelbach	11	4	--	2	17												
Walton	--	--	--	--	--	Walton	--	--	--	--	--												
Williamson	1	--	--	--	1	Williamson	--	2	--	--	2												
Team	248	61	7	0	316	Team	102	43	14	7	166												



MARINERS PRE-ALL-STAR GAME

PLAYER	AVG	G	AB	R	H	TB	2B	3B	HR	RBI	SH	SF	HP	BB	IBB	SO	SB	CS	GI DP	E	SLG	OBP	PINCH HIT			
																							AB	H	HR	RBI
Beckham, T	.228	72	246	31	56	115	17	0	14	39	0	0	3	15	0	81	1	3	6	13	.467	.280	3	2	1	2
+Bishop, B	.083	10	24	1	2	2	0	0	0	0	0	0	0	0	0	9	0	0	0	0	.083	.083	0	0	0	0
Bruce, J	.212	47	165	27	35	88	11	0	14	28	0	0	2	16	0	53	1	1	1	4	.533	.283	2	1	0	1
Crawford, J	.277	39	148	20	41	69	12	2	4	25	0	0	2	16	0	40	1	2	2	7	.466	.347	0	0	0	0
Encarnacio	.216	81	306	60	66	150	9	0	25	56	0	0	3	5	0	78	0	1	4	2	.490	.327	1	1	0	0
SEA	.241	65	241	48	58	128	7	0	21	49	0	0	3	4	0	55	0	1	3	6	.531	.356	1	0	0	0
Freitas, D	.000	1	2	1	0	0	0	0	0	0	0	0	1	0	0	0	0	0	0	0	.000	.250	0	0	0	0
Gordon, D	.267	68	240	25	64	86	7	3	3	25	2	2	4	1	1	41	15	2	4	6	.358	.297	1	0	0	0
RIGHT	.000	0	0	0	0	0	0	0	0	0	0	0	0	0	0	0	0	0	0	0	.000	.000	0	0	0	0
LEFT	.267	68	240	25	64	86	7	3	3	25	2	2	4	1	1	41	15	2	4	6	.358	.297	1	0	0	0
Haniger, M	.220	63	246	46	54	114	13	1	15	32	0	0	2	5	30	1	81	0	3	3	.463	.314	0	0	0	0
Healy, R	.237	47	169	24	40	77	16	0	7	26	0	0	4	1	13	40	0	1	9	9	.456	.289	0	0	0	0
+Long, S	.232	19	69	9	16	26	7	0	1	5	0	0	0	0	10	20	3	1	2	2	.377	.329	0	0	0	0
+Moore, D	.197	61	127	16	25	43	6	0	4	11	1	0	5	14	0	45	6	6	4	7	.339	.301	0	0	0	0
Murphy, T	.269	34	119	13	32	64	5	0	9	19	0	0	1	1	4	45	1	1	1	4	.538	.296	0	0	0	0
Narvaez, O	.294	76	255	43	75	124	7	0	14	36	0	0	2	2	28	0	55	0	2	5	.486	.366	8	2	1	0
+Nola, A	.296	17	27	4	8	12	1	0	1	2	0	0	1	1	0	10	0	0	0	0	.444	.345	2	0	0	0
Santana, D	.286	90	357	52	102	177	19	1	18	63	0	0	2	2	37	1	116	6	3	8	.496	.354	2	0	0	0
Seager, K	.203	38	143	17	29	53	6	0	6	18	0	0	2	1	17	35	1	0	3	5	.371	.288	1	1	0	0
Smith, M	.238	73	290	43	69	105	13	4	5	23	1	1	5	23	0	76	23	4	2	4	.362	.304	1	1	0	0
Suzuki, I	.000	2	5	0	0	0	0	0	0	0	0	0	0	0	1	1	0	0	0	0	.000	.167	0	0	0	0
Vogelbach,	.238	85	277	49	66	140	11	0	21	51	0	0	2	1	61	1	79	0	3	0	.505	.375	4	1	0	3
Williamson	.194	22	72	10	14	23	0	0	3	10	0	0	0	1	9	24	0	1	1	1	.319	.293	3	1	1	3
+Adams, A	.000	21	1	0	0	0	0	0	0	0	0	0	0	0	0	1	0	0	0	1	.000	.000	0	0	0	0
+Alaniz, R	.000	4	0	0	0	0	0	0	0	0	0	0	0	0	0	0	0	0	0	0	.000	.000	0	0	0	0
Altavilla,	.000	7	0	0	0	0	0	0	0	0	0	0	0	0	0	0	0	0	0	0	.000	.000	0	0	0	0
Armstrong,	.000	28	0	0	0	0	0	0	0	0	0	0	0	0	0	0	0	0	0	0	.000	.000	0	0	0	0
SEA	.000	4	0	0	0	0	0	0	0	0	0	0	0	0	0	0	0	0	0	0	.000	.000	0	0	0	0
Bass, A	.000	16	0	0	0	0	0	0	0	0	0	0	0	0	0	0	0	0	0	0	.000	.000	0	0	0	0
+Bautista, G	.000	7	0	0	0	0	0	0	0	0	0	0	0	0	0	0	0	0	0	0	.000	.000	0	0	0	0
Biddle, J	.000	13	0	0	0	0	0	0	0	0	0	0	0	0	0	0	0	0	0	2	.000	.000	0	0	0	0
SEA	.000	11	0	0	0	0	0	0	0	0	0	0	0	0	0	0	0	0	0	2	.000	.000	0	0	0	0
Bradford, C	.000	12	0	0	0	0	0	0	0	0	0	0	0	0	0	0	0	0	0	0	.000	.000	0	0	0	0
+Brennan, B	.000	30	0	0	0	0	0	0	0	0	0	0	0	0	0	0	0	0	0	2	.000	.000	0	0	0	0
+Carasiti, M	.000	6	1	0	0	0	0	0	0	0	0	0	0	0	0	0	0	0	0	0	.000	.000	0	0	0	0
Elias, R	.000	36	0	0	0	0	0	0	0	0	0	0	0	0	0	0	0	0	0	2	.000	.000	0	0	0	0
+Festa, M	.000	17	0	0	0	0	0	0	0	0	0	0	0	0	0	0	0	0	0	0	.000	.000	0	0	0	0
Garton, R	.000	2	0	0	0	0	0	0	0	0	0	0	0	0	0	0	0	0	0	0	.000	.000	0	0	0	0
Gearrin, C	.000	37	0	0	0	0	0	0	0	0	0	0	0	0	0	0	0	0	0	0	.000	.000	0	0	0	0
Gonzales, M	.000	20	2	0	0	0	0	0	0	0	1	0	0	0	0	2	0	0	0	2	.000	.000	0	0	0	0
Hernandez,	.000	8	2	0	0	0	0	0	0	0	0	0	0	0	0	1	0	0	0	0	.000	.000	0	0	0	0
+Kikuchi, Y	.000	19	0	0	0	0	0	0	0	0	0	0	0	0	0	0	0	0	0	1	.000	.000	0	0	0	0
Leake, M	.000	18	1	0	0	0	0	0	0	0	1	0	0	0	1	0	0	0	0	1	.000	.500	0	0	0	0
LeBlanc, W	.000	13	0	0	0	0	0	0	0	0	1	0	0	0	0	0	0	0	0	0	.000	.000	0	0	0	0
+Markel, P	.000	4	0	0	0	0	0	0	0	0	0	0	0	0	0	0	0	0	0	0	.000	.000	0	0	0	0
+McKay, D	.000	5	0	0	0	0	0	0	0	0	0	0	0	0	0	0	0	0	0	0	.000	.000	0	0	0	0
Milone, T	.000	9	0	0	0	0	0	0	0	0	0	0	0	0	0	0	0	0	0	0	.000	.000	0	0	0	0
Moore, A	.000	1	0	0	0	0	0	0	0	0	0	0	0	0	0	0	0	0	0	0	.000	.000	0	0	0	0
Murphy, T	.000	2	0	0	0	0	0	0	0	0	0	0	0	0	0	0	0	0	0	0	.000	.000	0	0	0	0
Rosscup, Z	.000	21	0	0	0	0	0	0	0	0	0	0	0	0	0	0	0	0	0	0	.000	.000	0	0	0	0
SEA	.000	19	0	0	0	0	0	0	0	0	0	0	0	0	0	0	0	0	0	0	.000	.000	0	0	0	0
Rumbelow, N	.000	3	0	0	0	0	0	0	0	0	0	0	0	0	0	0	0	0	0	0	.000	.000	0	0	0	0
+Sadzeck, C	.000	20	0	0	0	0	0	0	0	0	0	0	0	0	0	0	0	0	0	1	.000	.000	0	0	0	0
+Scott, T	.000	5	0	0	0	0	0	0	0	0	0	0	0	0	0	0	0	0	0	0	.000	.000	0	0	0	0
+Sheffield,	.000	1	0	0	0	0	0	0	0	0	0	0	0	0	0	0	0	0	0	0	.000	.000	0	0	0	0
Strickland	.000	3	0	0	0	0	0	0	0	0	0	0	0	0	0	0	0	0	0	0	.000	.000	0	0	0	0
+Swanson, E	.000	7	2	0	0	0	0	0	0	0	0	0	0	0	1	0	0	0	0	0	.000	.000	0	0	0	0
Swarzak, A	.000	15	0	0	0	0	0	0	0	0	0	0	0	0	0	0	0	0	0	0	.000	.000	0	0	0	0
Wisler, M	.000	1	0	0	0	0	0	0	0	0	0	0	0	0	0	0	0	0	0	0	.000	.000	0	0	0	0
Wright, M	.000	19	0	0	0	0	0	0	0	0	0	0	0	0	0	0	0	0	0	0	.000	.000	0	0	0	0
SEA	.000	9	0	0	0	0	0	0	0	0	0	0	0	0	0	0	0	0	0	0	.000	.000	0	0	0	0
PITCHERS	.000	94	9	0	0	0	0	0	0	0	2	0	0	2	0	5	0	0	0	12	.000	.182	0	0	0	0
SEATTLE	.243	94	3231	479	786	1446	158	11	160	465	6	28	35	350	13	911	62	23	42	92	.448	.321	29	8	2	9
OPPONENT	.269	94	3316	550	893	1579	201	10	155	516	7	32	30	304	8	719	47	14	80	51	.476	.333	44	15	3	16
DH	.238	94	320	60	76	164	19	0	23	59	0	2	3	60	0	85	2	0	4	0	.513	.361	4	3	1	7
PITCHER	R/L	W	L	ERA	G	GS	CG	GF	SHO	SV	IP	H	R	ER	HR	HB	BB	IBB	SO	WP	BK	AVG				
+Adams, A	R	1	1	3.47	21	2	0	1	0	0	23.1	13	9	2	0	11	0									

MARINERS POST-ALL-STAR GAME



PLAYER	AVG	G	AB	R	H	TB	2B	3B	HR	RBI	SH	SF	HP	BB	IBB	SO	SB	CS	GI DP	E	SLG	OBP	PINCH HIT		
																							AB	H	RBI
Beckham,T	.276	16	58	8	16	25	4	1	1	8	0	0	0	6	0	21	0	0	1	0	.431	.344	0	0	0
+Bishop,B	.125	17	32	2	4	4	0	0	0	2	1	0	0	3	0	12	0	0	0	0	.125	.200	0	0	0
Broxton,K	.136	34	59	8	8	17	0	0	3	7	0	2	1	10	0	36	2	4	0	1	.288	.264	0	0	0
SEA	.115	29	52	5	6	12	0	0	2	5	0	2	1	8	0	33	2	4	0	1	.231	.238	0	0	0
RIGHT	.115		52		6	12			2	5		2	1	8		33					.231	.238			
LEFT	.000		0		0	0			0	0		0	0	0		0					.000	.000			
+Court,R	.208	12	24	1	5	9	1	0	1	5	0	0	0	1	0	11	0	0	0	1	.375	.240	2	0	0
Crawford,J	.188	54	197	23	37	59	9	2	3	21	3	1	1	27	0	43	4	1	4	5	.299	.288	0	0	0
+Fraleay,J	.150	12	40	3	6	8	2	0	0	1	0	0	1	0	0	14	0	0	0	1	.200	.171	2	0	0
Gordon,D	.288	49	153	11	44	55	5	3	0	9	1	2	0	7	1	20	7	3	4	4	.359	.315	2	1	0
+Lewis,K	.268	18	71	10	19	42	5	0	6	13	0	1	0	3	0	29	0	0	0	1	.592	.293	0	0	0
+Long,S	.289	23	83	12	24	43	5	1	4	10	0	0	0	6	0	20	0	2	0	1	.518	.337	1	0	0
+Lopes,T	.270	41	111	11	30	40	7	0	1	12	0	1	1	15	0	29	6	3	1	2	.360	.359	5	2	0
RIGHT	.270		111		30	40			1	12		1	1	15		29					.360	.359			
LEFT	.000		0		0	0			0	0		0	0	0		0					.000	.000			
+Moore,D	.217	52	120	15	26	53	8	2	5	17	0	0	4	11	0	48	5	3	2	2	.442	.304	1	0	0
RIGHT	.217		120		26	53			5	17		0	4	11		48					.442	.304			
LEFT	.000		0		0	0			0	0		0	0	0		0					.000	.000			
Murphy,T	.277	40	141	19	39	75	7	1	9	21	0	0	0	15	0	42	1	0	0	2	.532	.346	2	0	0
Narvaez,O	.254	56	173	20	44	73	5	0	8	19	0	1	2	19	1	37	0	0	3	1	.422	.333	12	4	0
Negron,K	.217	10	23	3	5	5	0	0	0	1	0	0	0	2	0	9	1	0	0	0	.217	.280	1	0	0
+Nola,A	.265	62	211	33	56	96	11	1	9	29	1	1	3	22	1	53	1	0	8	1	.455	.342	1	0	0
Santana,D	.128	31	94	11	12	22	1	0	3	6	0	0	0	13	0	48	2	0	3	0	.234	.234	4	0	0
Seager,K	.260	68	250	38	65	131	13	1	17	45	0	0	3	27	0	51	1	2	9	6	.524	.339	1	0	0
Smith,M	.214	61	220	27	47	66	6	5	1	14	1	0	6	19	0	65	23	5	5	1	.300	.294	1	0	0
Vogelbach,	.162	59	185	24	30	63	6	0	9	25	0	0	1	31	1	70	0	0	1	2	.341	.286	6	2	0
+Walton,D	.188	7	16	2	3	3	0	0	0	2	0	0	0	3	0	5	0	1	0	0	.188	.316	0	0	0
Williamson	.000	3	5	0	0	0	0	0	0	0	0	0	0	0	0	2	0	0	0	0	.000	.000	0	0	0
+Adams,A	.000	8	0	0	0	0	0	0	0	0	0	0	0	0	0	0	0	0	0	0	.000	.000	0	0	0
Altavilla,	.000	10	0	0	0	0	0	0	0	0	0	0	0	0	0	0	0	0	0	0	.000	.000	0	0	0
Bass,A	.000	28	0	0	0	0	0	0	0	0	0	0	0	0	0	0	0	0	0	0	.000	.000	0	0	0
+Bautista,G	.000	1	0	0	0	0	0	0	0	0	0	0	0	0	0	0	0	0	0	0	.000	.000	0	0	0
+Brennan,B	.000	14	0	0	0	0	0	0	0	0	0	0	0	0	0	0	0	0	0	0	.000	.000	0	0	0
+Carasiti,M	.000	5	0	0	0	0	0	0	0	0	0	0	0	0	0	0	0	0	0	0	.000	.000	0	0	0
+Dunn,J	.000	4	1	0	0	0	0	0	0	0	0	0	0	0	0	1	0	0	0	0	.000	.000	0	0	0
Elias,R	.000	8	0	0	0	0	0	0	0	0	0	0	0	0	0	0	0	0	0	1	.000	.000	0	0	0
+Festa,M	.000	3	0	0	0	0	0	0	0	0	0	0	0	0	0	0	0	0	0	0	.000	.000	0	0	0
Gearrin,C	.000	29	0	0	0	0	0	0	0	0	0	0	0	0	0	0	0	0	0	0	.000	.000	0	0	0
SEA	.000	11	0	0	0	0	0	0	0	0	0	0	0	0	0	0	0	0	0	0	.000	.000	0	0	0
Gonzales,M	.333	14	3	1	1	2	1	0	0	0	0	0	0	0	0	2	0	0	0	1	.667	.333	0	0	0
+Grotz,Z	.000	14	0	0	0	0	0	0	0	0	0	0	0	0	0	0	0	0	0	0	.000	.000	0	0	0
+Guilbeau,T	.000	17	0	0	0	0	0	0	0	0	0	0	0	0	0	0	0	0	0	1	.000	.000	0	0	0
Hernandez,	.000	7	1	0	0	0	0	0	0	0	0	0	0	0	0	1	0	0	0	0	.000	.000	0	0	0
+Kikuchi,Y	.000	13	1	0	0	0	0	0	0	1	0	0	0	0	0	1	0	0	0	0	.000	.000	0	0	0
Leake,M	.000	4	0	0	0	0	0	0	0	0	0	0	0	0	0	0	0	0	0	0	.000	.000	0	0	0
LeBlanc,W	.000	13	0	0	0	0	0	0	0	0	0	0	0	0	0	0	0	0	0	0	.000	.000	0	0	0
Magill,M	.000	24	0	0	0	0	0	0	0	0	0	0	0	0	0	0	0	0	0	0	.000	.000	0	0	0
SEA	.000	22	0	0	0	0	0	0	0	0	0	0	0	0	0	0	0	0	0	0	.000	.000	0	0	0
+Markel,P	.000	1	0	0	0	0	0	0	0	0	0	0	0	0	0	0	0	0	0	0	.000	.000	0	0	0
+McClain,R	.000	14	0	0	0	0	0	0	0	0	0	0	0	0	0	0	0	0	2	0	.000	.000	0	0	0
+McKay,D	.000	19	0	0	0	0	0	0	0	0	0	0	0	0	0	0	0	0	0	0	.000	.000	0	0	0
SEA	.000	2	0	0	0	0	0	0	0	0	0	0	0	0	0	0	0	0	0	0	.000	.000	0	0	0
Milone,T	.000	14	2	0	0	0	0	0	0	0	0	0	0	0	0	1	0	0	0	1	.000	.000	0	0	0
+Sheffield,	.000	7	2	0	0	0	0	0	0	0	0	0	0	0	0	2	0	0	0	1	.000	.000	0	0	0
Strickland	.000	1	0	0	0	0	0	0	0	0	0	0	0	0	0	0	0	0	0	0	.000	.000	0	0	0
+Swanson,E	.000	20	0	0	0	0	0	0	0	0	0	0	0	0	0	0	0	0	0	0	.000	.000	0	0	0
Tuivailala	.000	23	0	0	0	0	0	0	0	0	0	0	0	0	0	0	0	0	1	0	.000	.000	0	0	0
+Warren,A	.000	6	0	0	0	0	0	0	0	0	0	0	0	0	0	0	0	0	0	0	.000	.000	0	0	0
Wisler,M	.000	22	0	0	0	0	0	0	0	0	0	0	0	0	0	0	0	0	0	0	.000	.000	0	0	0
PITCHERS	.100	68	10	1	1	2	1	0	0	1	0	0	0	0	8	0	0	0	0	8	.200	.100	0	0	0
SEATTLE	.229	68	2269	279	519	886	96	17	79	265	8	9	23	238	4	670	53	24	41	39	.390	.307	41	9	4
OPPONENT	.253	68	2336	343	592	1070	135	14	105	331	5	14	21	201	7	520	36	12	52	34	.458	.316	30	6	1
DH	.147	68	217	22	32	49	8	0	3	12	0	1	2	37	1	91	4	0	2	0	.226	.276	6	3	0

PITCHER	R/L	W	L	ERA	G	GS	CG	GF	SHO	SV	IP	H	R	ER	HR	HB	BB	IBB	SO	WP	BK	OPP	AVG
																							AVG
+Adams,A	R	1	1	4.70	8	0	0	2	0	0	7.2	7	4	4	2	0	3	0	10	1	0	.250	
Altavilla	R	2	1	3.00	10	0	0	0	0	0	9.0	4	3	3	1	0	4	0	13	0	0	.129	
Bass,A	R	1	2	3.18	28	0	0	8	0	4	28.1	15	11	10	1	1	9	1	31	4	0	.152	
+Bautista,	R	0	0	13.50	1	0	0	1	0	0	2.0	5	3	3	0	0	0	0	2	1	1	.455	
+Brennan,B	R	1	0	2.03	14	0	0	2	0	0	13.1	7	3	3	2	0	4	0	12	0	0	.156	
+Carasiti,	R	0	0	0.00	5	0	0	2	0	0	4.1	1	0	0	0	0	3	0	2	2	0	.083	
+Dunn,J	R	0	0	2.																			



FIELDING STATISTICS

PLAYER	TEAM	T	PCT	RANK	PITCHER		PO	A	E	TC	DP	TP	
					G	GS							
+Adams, R	SEA	R	1.750	0	29	0	0	1	0	4	0	0	
+Alamiz, R	SEA	R	1.000	0	7	0	0	0	0	1	0	0	
Altavilla, D	SEA	R	1.000	0	1	0	0	0	0	1	0	0	
Armstrong, S	BAL	#	1.000	0	55	0	0	0	0	3	0	0	
Bass, A	SEA	R	1.000	0	44	0	5	6	0	11	0	0	
+Bautista, G	SEA	R	.000	0	8	2	0	0	0	0	0	0	
* Biddle, J	TEX	#	1.000	0	15	0	0	0	0	2	0	0	
* Bradford, C	SEA	#	1.000	0	12	0	2	0	0	0	0	0	
+Brennan, B	SEA	R	1.714	0	44	0	0	3	0	5	1	0	
+Carasiti, M	SEA	R	1.000	0	11	0	0	5	0	7	1	0	
+Dunn, J	SEA	R	1.000	0	4	0	0	1	0	0	0	0	
Elias, R	SEA	L	.625	0	44	0	0	4	3	8	0	0	
+Festa, M	SEA	R	1.000	0	20	0	1	3	0	4	0	0	
Garton, R	SEA	R	1.000	0	2	0	1	1	0	1	0	0	
Garrin, C	NYI	#	1.000	0	66	2	7	7	0	10	2	0	
Gonzales, M	SEA	L	.909	23	34	34	7	23	3	33	2	0	
+Grotz, Z	SEA	R	1.000	0	14	0	0	1	0	1	0	0	
+Gullbeau, T	SEA	L	1.750	0	17	0	1	1	0	4	0	0	
Hernandez, F	SEA	R	1.000	0	15	1	0	5	0	6	0	0	
+Kikuchi, Y	SEA	R	.957	17	32	32	10	13	1	2	0	0	
Leake, M	SEA	R	.966	0	22	22	11	17	1	2	0	0	
LeBlanc, W	SEA	L	1.000	0	26	8	2	6	0	13	1	0	
Magill, M	SEA	#	1.000	0	50	0	7	4	0	6	0	0	
+Markel, P	SEA	R	1.000	0	5	0	0	0	0	1	0	0	
+McClain, R	SEA	R	.500	0	14	2	2	2	0	4	0	0	
+McKay, D	DET	#	1.000	0	25	0	0	1	0	1	0	0	
Milone, T	SEA	R	.947	0	23	6	0	0	0	19	0	0	
Moore, A	SEA	R	.000	0	1	0	0	0	0	0	0	0	
+Moore, D	SEA	R	.000	0	1	0	0	0	0	0	0	0	
Murphy, T	SEA	R	.000	0	3	0	0	0	0	0	0	0	
Rosscup, Z	SEA	#	1.000	0	21	0	1	3	0	4	0	0	
Rumbelow, N	SEA	R	1.000	0	3	0	2	0	0	0	0	0	
*+Sadzeck, C	SEA	R	1.000	0	20	3	3	3	0	4	0	0	
+Scott, T	BAL	#	.833	0	13	2	2	2	1	1	1	0	
+Sheffield, J	SEA	L	.877	0	4	0	0	0	0	0	0	0	
Strickland, H	SEA	R	.000	0	4	0	0	0	0	0	0	0	
+Swanson, E	SEA	R	1.000	0	27	8	2	3	0	5	0	0	
Swarzak, A	SEA	R	1.000	0	15	0	0	1	0	1	0	0	
Tuivailala, S	SEA	R	.000	0	23	2	0	0	1	1	0	0	
+Warren, A	SEA	R	.000	0	6	0	0	0	0	0	0	0	
Wisler, M	SEA	R	1.000	0	23	8	2	1	0	3	0	0	
Wright, M	BAL	#	1.000	0	19	0	4	1	0	0	0	0	
Armstrong, S	BAL	#	1.000	0	51	0	4	0	0	5	0	0	
Armstrong, S	SEA	R	.000	0	4	0	0	0	0	0	0	0	
Biddle, J	TEX	L	.000	0	11	0	0	0	0	0	0	0	
Biddle, J	TEX	R	.000	0	4	0	0	0	0	0	0	0	
Garrin, C	NYI	R	.000	0	18	0	0	0	0	0	0	0	
Garrin, C	SEA	R	1.000	0	48	2	3	7	0	10	2	0	
Magill, M	MIN	R	1.000	0	28	0	3	3	0	3	0	0	
Magill, M	SEA	R	1.000	0	22	0	2	1	0	3	0	0	
McKay, D	DET	R	1.000	0	18	0	0	0	0	0	0	0	
McKay, D	SEA	R	1.000	0	7	0	0	0	0	0	0	0	
Rosscup, Z	SEA	L	1.000	0	19	0	0	0	0	4	0	0	
Rosscup, Z	TOR	R	1.000	0	1	0	0	0	0	0	0	0	
Scott, T	BAL	R	1.000	0	8	0	2	0	0	4	1	0	
Scott, T	SEA	R	.500	0	5	2	1	0	0	2	0	0	
Wright, M	BAL	R	1.000	0	10	0	1	0	0	2	0	0	
Wright, M	SEA	R	1.000	0	9	0	3	0	0	3	0	0	
PLAYER	TEAM	T	PCT	RANK	CATCHER		PO	A	E	TC	DP	TP	PB
					G	GS							
Freitas, D	SEA	R	1.000	0	6	6	9	0	0	0	0	0	0
Murphy, T	SEA	R	.992	0	67	6	49	2	0	5	0	0	0
Narvaez, O	SEA	R	.992	9	98	91	71	34	6	35	3	0	0
+Nola, A	SEA	R	1.000	0	7	4	34	2	0	3	0	0	0
PLAYER	TEAM	T	PCT	RANK	FIRST BASE		PO	A	E	TC	DP	TP	
					G	GS							
Beckham, T	SEA	R	1.000	0	5	4	35	0	0	35	2	0	0
Bruce, J	SEA	L	.982	0	16	15	101	8	2	111	11	0	0
+Court, R	SEA	R	1.000	0	1	1	17	0	0	18	0	0	0
* Encarnacio, E	NYI	#	1.000	0	57	57	45	24	0	461	38	0	0
* Healy, R	SEA	R	1.000	0	11	3	30	3	0	33	4	0	0
+Moore, D	SEA	R	1.000	0	5	1	13	0	0	13	0	0	0
+Nola, A	SEA	R	1.000	0	59	44	377	20	0	397	32	0	0
Vogelbach, D	SEA	R	.995	0	57	49	394	22	2	418	45	0	0
Encarnacio, E	NYI	R	1.000	0	12	12	88	2	0	90	6	0	0
Encarnacio, E	SEA	R	.995	0	45	45	347	22	2	371	32	0	0
PLAYER	TEAM	T	PCT	RANK	SECOND BASE		PO	A	E	TC	DP	TP	
					G	GS							
Beckham, T	SEA	R	.943	0	1	0	15	18	2	35	3	0	0
Encarnacio, E	NYI	R	.000	0	1	0	0	0	0	0	0	0	0
Gordon, D	SEA	R	.980	3	111	105	190	242	9	441	63	0	0
+Long, S	SEA	R	.981	0	24	24	41	65	2	108	21	0	0
+Lopes, T	SEA	R	.800	0	3	1	1	3	1	5	1	0	0
+Moore, D	SEA	R	1.000	0	18	10	19	39	0	58	10	0	0
Narvaez, O	SEA	R	1.000	0	1	0	1	0	0	1	1	0	0
+Nola, A	SEA	R	.984	0	15	13	25	3	0	62	7	0	0
+Walton, D	SEA	R	1.000	0	2	1	4	3	0	7	1	0	0
PLAYER	TEAM	T	PCT	RANK	THIRD BASE		PO	A	E	TC	DP	TP	
					G	GS							
Beckham, T	SEA	R	1.000	0	10	9	7	15	0	22	2	0	0
* Healy, R	SEA	R	.919	0	44	43	24	78	9	111	6	0	0
+Long, S	SEA	R	.667	0	1	1	1	1	1	3	0	0	0
+Moore, D	SEA	R	.857	0	14	5	7	11	3	21	3	0	0
Negron, K	SEA	R	1.000	0	1	0	1	0	0	0	0	0	0
+Nola, A	SEA	R	1.000	0	4	1	1	4	0	5	2	0	0
Seager, K	SEA	R	.962	0	104	103	64	218	11	293	23	0	0
PLAYER	TEAM	T	PCT	RANK	SHORTSTOP		PO	A	E	TC	DP	TP	
					G	GS							
Beckham, T	SEA	R	.932	0	41	39	60	104	12	176	25	0	0
Crawford, J	SEA	R	.970	0	93	92	110	273	12	395	46	0	0
Gordon, D	SEA	R	.900	0	2	2	5	4	1	10	0	0	0
+Moore, D	SEA	R	.967	0	31	25	34	83	4	121	20	0	0
+Walton, D	SEA	R	1.000	0	5	4	4	4	0	8	0	0	0
PLAYER	TEAM	T	PCT	RANK	OUTFIELDERS		PO	A	E	TC	DP	TP	
					G	GS							
Beckham, T	SEA	R	1.000	0	13	12	10	2	0	12	1	0	0
+Bishop, B	SEA	R	1.000	0	24	16	41	1	0	42	1	0	0
Broxton, K	SEA	#	.979	0	61	46	140	1	3	144	0	0	0
Bruce, J	SEA	L	.964	0	28	26	50	4	2	56	1	0	0
+Court, R	SEA	R	.909	0	5	4	1	1	1	11	1	0	0
*+Fraley, J	SEA	L	.950	0	12	10	19	0	0	20	0	0	0
*+Haniger, M	SEA	R	.924	0	62	62	165	0	0	166	0	0	0
+Lewis, K	SEA	R	.974	0	18	17	22	0	0	44	0	0	0
+Long, S	SEA	R	1.000	0	16	14	22	2	0	24	0	0	0
+Lopes, T	SEA	R	.980	0	35	29	49	0	1	50	0	0	0
+Moore, D	SEA	R	.969	0	45	26	63	0	2	65	0	0	0
Murphy, T	SEA	R	1.000	0	1	0	1	0	0	1	0	0	0
Negron, K	SEA	R	1.000	0	9	7	14	0	0	14	0	0	0
+Nola, A	SEA	R	.000	0	2	0	0	0	0	0	0	0	0
Santana, D	SEA	R	.940	0	100	98	184	4	1	200	1	0	0
Smith, M	SEA	R	.984	16	132	124	312	0	0	313	2	0	0
Suzuki, I	SEA	R	1.000	0	2	2	3	0	0	3	0	0	0
Williamson, J	SEA	R	.980	0	24	21	46	0	1	49	0	0	0
Broxton, K	BAL	R	.981	0	36	29	104	0	2	106	0	0	0
Broxton, K	SEA	R	.974	0	25	17	36	1	1	38	0	0	0

MAJOR LEAGUE STANDINGS



LAST 10												
A.L. EAST	WON	LOST	PCT.	GB	GAMES	STREAK	HOME	ROAD	vs EAST	vs CENT	vs WEST	vs N.L.
*NEW YORK	103	59	.636	-	4- 6	LOST 2	57- 24	46- 35	54- 22	18- 15	19- 14	12- 8
TAMPA BAY	96	66	.593	7.0	7- 3	LOST 2	48- 33	48- 33	44- 32	20- 13	18- 15	14- 6
BOSTON	84	78	.519	19.0	4- 6	WON 1	38- 43	46- 35	35- 41	21- 11	18- 16	10- 10
TORONTO	67	95	.414	36.0	6- 4	WON 2	35- 46	32- 49	33- 43	17- 18	14- 17	3- 17
BALTIMORE	54	108	.333	49.0	5- 5	LOST 1	25- 56	29- 52	24- 52	12- 20	11- 23	7- 13

* - CLINCHED DIVISION TITLE

LAST 10												
A.L. CENTRAL	WON	LOST	PCT.	GB	GAMES	STREAK	HOME	ROAD	vs EAST	vs CENT	vs WEST	vs N.L.
*MINNESOTA	101	61	.623	-	8- 2	LOST 1	46- 35	55- 26	20- 12	50- 26	23- 11	8- 12
CLEVELAND	93	69	.574	8.0	4- 6	LOST 5	49- 32	44- 37	18- 16	48- 28	19- 13	8- 12
CHICAGO	72	89	.447	28.5	7- 3	WON 1	39- 41	33- 48	15- 18	38- 37	13- 20	6- 14
KANSAS CITY	59	103	.364	42.0	3- 7	WON 1	31- 50	28- 53	10- 23	31- 45	9- 24	9- 11
DETROIT	47	114	.292	53.5	2- 8	LOST 1	22- 59	25- 55	14- 19	22- 53	6- 27	5- 15

* - CLINCHED DIVISION TITLE

LAST 10												
A.L. WEST	WON	LOST	PCT.	GB	GAMES	STREAK	HOME	ROAD	vs EAST	vs CENT	vs WEST	vs N.L.
*HOUSTON	107	55	.660	-	8- 2	WON 3	60- 21	47- 34	19- 13	21- 13	56- 20	11- 9
yOAKLAND	97	65	.599	10.0	6- 4	LOST 1	52- 29	45- 36	17- 16	25- 8	44- 32	11- 9
TEXAS	78	84	.481	29.0	4- 6	WON 2	45- 36	33- 48	18- 14	18- 16	33- 43	9- 11
LOS ANGELES	72	90	.444	35.0	3- 7	LOST 3	38- 43	34- 47	17- 18	13- 18	30- 46	12- 8
SEATTLE	68	94	.420	39.0	4- 6	WON 1	35- 46	33- 48	14- 19	18- 15	27- 49	9- 11

* - CLINCHED DIVISION TITLE

y - CLINCHED PLAYOFF BERTH

LAST 10												
N.L. EAST	WON	LOST	PCT.	GB	GAMES	STREAK	HOME	ROAD	vs EAST	vs CENT	vs WEST	vs A.L.
*ATLANTA	97	65	.599	-	4- 6	LOST 3	50- 31	47- 34	46- 30	20- 13	18- 15	13- 7
yWASHINGTON	93	69	.574	4.0	9- 1	WON 8	50- 31	43- 38	44- 32	17- 15	18- 16	14- 6
NEW YORK	86	76	.531	11.0	7- 3	WON 3	48- 33	38- 43	40- 36	14- 19	17- 16	15- 5
PHILADELPHIA	81	81	.500	16.0	3- 7	LOST 1	45- 36	36- 45	36- 40	20- 13	14- 19	11- 9
MIAMI	57	105	.352	40.0	4- 6	WON 1	30- 51	27- 54	24- 52	10- 24	14- 18	9- 11

* - CLINCHED DIVISION TITLE

y - CLINCHED PLAYOFF BERTH

LAST 10												
N.L. CENTRAL	WON	LOST	PCT.	GB	GAMES	STREAK	HOME	ROAD	vs EAST	vs CENT	vs WEST	vs A.L.
*ST. LOUIS	91	71	.562	-	6- 4	WON 1	50- 31	41- 40	18- 15	46- 30	18- 15	9- 11
MILWAUKEE	89	73	.549	2.0	7- 3	LOST 3	49- 32	40- 41	21- 11	45- 31	15- 19	8- 12
CHICAGO	84	78	.519	7.0	2- 8	LOST 1	51- 30	33- 48	17- 17	37- 39	18- 14	12- 8
CINCINNATI	75	87	.463	16.0	4- 6	WON 2	41- 40	34- 47	17- 17	33- 43	16- 16	9- 11
PITTSBURGH	69	93	.426	22.0	4- 6	LOST 2	35- 46	34- 47	11- 21	29- 47	17- 17	12- 8

* - CLINCHED DIVISION TITLE

LAST 10												
N.L. WEST	WON	LOST	PCT.	GB	GAMES	STREAK	HOME	ROAD	vs EAST	vs CENT	vs WEST	vs A.L.
*LOS ANGELES	106	56	.654	-	8- 2	WON 7	59- 22	47- 34	23- 10	22- 11	51- 25	10- 10
ARIZONA	85	77	.525	21.0	8- 2	WON 5	44- 37	41- 40	17- 17	16- 16	38- 38	14- 6
SAN FRANCISCO	77	85	.475	29.0	3- 7	LOST 3	35- 46	42- 39	14- 19	14- 19	38- 38	11- 9
COLORADO	71	91	.438	35.0	5- 5	WON 3	43- 38	28- 53	16- 17	15- 18	32- 44	8- 12
SAN DIEGO	70	92	.432	36.0	1- 9	LOST 6	36- 45	34- 47	14- 18	14- 20	31- 45	11- 9

* - CLINCHED DIVISION TITLE

American League Wild Card Race

National League Wild Card Race

Team	Wins	Losses	Pct.	GB
zOAKLAND	97	65	.599	-
zTAMPA BAY	96	66	.593	-
CLEVELAND	93	69	.574	3.0

z - Clinched Wild Card

Team	Wins	Losses	Pct.	GB
zWASHINGTON	93	69	.574	-
zMILWAUKEE	89	73	.549	-
NEW YORK	86	76	.531	3.0
ARIZONA	85	77	.525	4.0
CHICAGO	84	78	.519	5.0
PHILADELPHIA	81	81	.500	8.0

z - Clinched Wild Card



AL TEAM RANKINGS

CLUB BATTING

CLUB	GI																								
	AVG	G	AB	R	OR	H	TB	2B	3B	HR	GS	RBI	SH	SF	HP	BB	IBB	SO	SB	CS	DP	LOB	SHO	SLG	OBP
HOUSTON	.274	162	5613	920	640	1538	2781	323	28	288	11	891	10	57	66	645	17	1166	67	27	146	1168	6	.495	.352
MINNESOTA	.270	162	5732	939	754	1547	2832	318	23	307	2	906	10	41	81	525	21	1334	28	21	101	1115	3	.494	.338
BOSTON	.269	162	5770	901	828	1554	2688	345	27	245	4	857	20	44	49	590	36	1382	68	30	127	1170	6	.466	.340
NEW YORK	.267	162	5583	943	739	1493	2735	290	17	306	7	904	10	33	49	569	18	1437	55	22	113	1039	2	.490	.339
CHICAGO	.261	161	5529	708	832	1443	2289	260	20	182	9	676	36	32	66	378	13	1549	63	28	114	1071	12	.414	.314
TAMPA BAY	.254	162	5628	769	656	1427	2427	291	29	217	4	730	8	34	73	542	20	1493	94	37	114	1130	6	.431	.325
CLEVELAND	.250	162	5425	769	657	1354	2345	286	18	223	4	731	40	46	50	563	30	1332	103	35	110	1072	14	.432	.323
OAKLAND	.249	162	5561	845	680	1384	2493	292	23	257	4	800	7	36	87	578	17	1338	49	21	140	1081	3	.448	.327
TEXAS	.248	162	5540	810	878	1374	2387	296	24	223	7	765	17	44	67	534	18	1578	131	38	98	1066	6	.431	.319
LOS ANGELES	.247	162	5542	769	868	1368	2338	268	21	220	4	734	4	42	67	586	29	1276	65	20	143	1125	11	.422	.324
KANSAS CITY	.247	162	5496	691	869	1356	2203	281	40	162	3	655	24	42	59	456	17	1405	117	39	113	1056	12	.401	.309
BALTIMORE	.246	162	5596	729	981	1379	2320	252	25	213	3	698	22	37	71	462	8	1435	84	30	111	1063	8	.415	.310
DETROIT	.240	161	5549	582	915	1333	2154	292	41	149	4	556	9	42	48	391	14	1595	57	20	108	1069	14	.388	.294
SEATTLE	.237	162	5500	758	893	1305	2332	254	28	239	4	730	14	37	58	588	7	1581	115	47	83	1080	11	.424	.316
TORONTO	.236	162	5493	726	828	1299	2352	270	21	247	8	697	14	28	45	509	10	1514	51	20	107	1003	12	.428	.305
TOTALS	.253		83557	12018		36676			385		78		245		936	275		1147		1728		126		.439	.323
		1214	11859		21154		4318		3478		11330		595		7916		21415		435		16308		.439		

CLUB PITCHING

CLUB	OPP																			
	W	L	ERA	G	CG	SHO	REL	SV	IP	H	R	ER	HR	HB	BB	IBB	SO	WP	BK	AVG
TAMPA BAY	96	66	3.65	162	0	12	603	46	1474.1	1274	656	598	181	60	453	27	1621	59	7	.230
HOUSTON	107	55	3.66	162	2	14	492	47	1462.1	1205	640	595	230	41	448	0	1671	41	8	.221
CLEVELAND	93	69	3.76	162	6	16	522	42	1437.2	1308	657	601	207	62	450	19	1508	42	2	.240
OAKLAND	97	65	3.97	162	1	12	547	45	1465.0	1342	680	646	201	66	477	19	1299	74	4	.242
MINNESOTA	101	61	4.18	162	1	10	524	50	1463.1	1456	754	680	198	61	452	10	1463	71	5	.257
NEW YORK	103	59	4.31	162	1	9	545	50	1443.0	1374	739	691	248	44	507	12	1534	55	5	.248
BOSTON	84	78	4.70	162	1	8	632	33	1471.0	1423	828	768	215	76	605	22	1633	81	6	.251
TORONTO	67	95	4.79	162	1	7	591	33	1440.1	1450	828	767	228	69	604	25	1332	70	6	.259
CHICAGO	72	89	4.90	161	6	7	536	33	1412.2	1438	832	769	238	51	582	30	1312	71	5	.263
SEATTLE	68	94	4.99	162	3	4	538	34	1439.1	1484	893	798	260	51	505	25	1239	75	4	.263
TEXAS	78	84	5.06	162	4	9	499	33	1438.0	1515	878	808	241	70	583	11	1379	68	3	.269
LOS ANGELES	72	90	5.12	162	0	2	589	32	1442.2	1417	868	820	267	82	576	11	1404	98	9	.254
KANSAS CITY	59	103	5.20	162	1	7	520	37	1425.0	1525	869	824	221	81	582	25	1230	59	5	.273
DETROIT	47	114	5.24	161	0	3	577	31	1433.0	1555	915	835	250	69	536	24	1368	66	7	.275
BALTIMORE	54	108	5.59	162	0	5	533	27	1443.0	1544	981	897	305	80	561	11	1248	75	6	.271
TOTALS	1198	1230	4.60	1214	27	125	8248	573	21690.2	21310	12018	11097	3490	963	7921	271	21241	5	82	.255

CLUB FIELDING

CLUB	PCT	G	PO	A	E	TC	DP	TP	PB
HOUSTON	.988	162	4387	1353	71	5811	97	0	7
KANSAS CITY	.988	162	4275	1505	73	5853	152	0	10
OAKLAND	.987	162	4395	1464	80	5939	123	0	19
CLEVELAND	.985	162	4313	1322	83	5718	111	0	2
TAMPA BAY	.985	162	4423	1414	87	5924	129	0	16
BOSTON	.985	162	4413	1436	88	5937	115	0	15
LOS ANGELES	.984	162	4328	1469	92	5889	118	0	11
TORONTO	.984	162	4321	1503	96	5920	141	0	9
NEW YORK	.982	162	4329	1347	102	5778	135	0	13
TEXAS	.982	162	4314	1364	105	5783	143	0	11
BALTIMORE	.982	162	4329	1442	108	5879	156	0	16
DETROIT	.981	161	4299	1452	110	5861	127	0	16
MINNESOTA	.981	162	4390	1405	111	5906	129	2	15
CHICAGO	.980	161	4238	1525	117	5880	170	1	13
SEATTLE	.978	162	4318	1490	132	5940	146	0	7
TOTALS	.983	1214	65072	21491	1455	88018	1992	3	180

2019 LONGEST HITTING STREAKS (9+ GAMES):

Player	G	START	END	AVG	AB	R	H	2B	3B	HR	RBI	SO	BB	SB	OBP	SLG	OPS
Kyle Seager	14	8/4	8/20	.365	52	12	19	3	0	8	17	13	6	0	.431	.885	1.316
Mallex Smith	13	6/1	6/14	.300	60	9	18	4	0	2	7	15	3	4	.344	.467	.810
Kyle Seager	10	7/22	8/2	.389	36	8	14	2	1	3	7	6	4	0	.463	.750	1.213
Dee Gordon	10	3/30	4/12	.410	39	6	16	1	1	1	9	4	0	5	.400	.564	.964
Dee Gordon	9	8/15	8/24	.344	32	5	11	2	2	0	1	2	1	2	.364	.531	.895
Omar Narvaez	9	6/17	6/26	.355	31	6	11	2	0	1	4	2	4	0	.417	.516	.933
Domingo Santana	9	6/17	6/26	.353	34	8	12	4	0	4	11	13	7	0	.463	.824	1.287
Mac Williamson	9	6/16	6/26	.281	32	6	9	0	0	2	5	10	5	0	.395	.469	.863
Tom Murphy	9	5/20	6/9	.333	33	7	11	1	0	5	10	11	0	1	.333	.818	1.152
Mitch Haniger	9	3/21	4/6	.325	40	8	13	5	0	2	7	11	2	1	.400	.600	1.000

AL TEAM RANKINGS



CLUB MISCELLANEOUS

CLUB	VS LHS	VS RHS	GRASS	ARTIF	DAY	NIGHT	1-RUN	X-INN	vs.N.L.	DOUBLEHEADERS			ATTENDANCE	
										W	L	S	HOME	ROAD
BALTIMORE	21-41	33-67	45- 96	9-12	21-39	33-69	11-22	2- 8	7-13	0	2	2	1,307,807	1,985,773
BOSTON	24-30	60-48	71- 66	13-12	27-25	57-53	23-22	9- 8	10-10	0	0	0	2,924,627	2,270,192
CHICAGO	28-27	44-62	68- 87	4- 2	28-40	44-49	14-18	4- 4	6-14	0	0	3	1,649,775	1,975,145
CLEVELAND	33-22	60-47	91- 65	2- 4	34-26	59-43	15-16	6- 7	8-12	1	0	1	1,738,642	2,020,473
DETROIT	13-24	34-90	44-110	3- 4	23-47	24-67	14-22	6-10	5-15	0	1	1	1,501,430	1,930,711
HOUSTON	38-11	69-44	104- 51	3- 4	29-15	78-40	24-19	10- 4	11- 9	0	0	1	2,857,367	2,104,184
KANSAS CITY	16-27	43-76	57- 98	2- 5	21-40	38-63	15-25	4- 9	9-11	1	0	0	1,479,659	2,025,919
LOS ANGELES	23-30	49-60	67- 87	5- 3	20-23	52-67	18-22	3- 7	12- 8	0	0	0	3,019,012	2,174,821
MINNESOTA	22-17	79-44	95- 60	6- 1	34-24	67-37	23-12	5- 7	8-12	1	0	0	2,294,152	1,880,403
NEW YORK	33-18	70-41	93- 46	10-13	43-21	60-38	18-19	7- 4	12- 8	3	0	0	3,304,404	2,460,729
OAKLAND	35-14	62-51	95- 61	2- 4	35-24	62-41	27-22	6- 9	11- 9	0	0	0	1,662,211	2,236,823
SEATTLE	16-36	52-58	64- 92	4- 2	23-33	45-61	23-26	9- 4	9-11	0	0	0	1,789,918	2,150,464
TAMPA BAY	32-25	64-41	43- 29	53-37	37-29	59-37	23-16	11- 8	14- 6	0	2	1	1,178,735	2,059,347
TEXAS	26-32	52-52	75- 79	3- 5	25-25	53-59	25-21	7- 6	9-11	0	1	0	2,133,004	2,128,065
TORONTO	24-30	43-65	30- 41	37-54	26-38	41-57	18-23	7- 8	3-17	0	0	0	1,750,144	2,098,301

CLUB RANK BATTING

CLUB	AVG	G	AB	R	OR	H	TB	2B	3B	HR	GS	RBI	SH	SF	HP	BB	IBB	SO	SB	CS	GI									
																					DP	LOB	SHO	SLG	OBP					
BALTIMORE	12	1	5	11	15	8	12	15	7	12	13	11	4	9	4	12	14	8	6	9	7	4	8	12	12					
BOSTON	3	1	1	4	7	1	4	1	6	6	6	4	5	3	12	2	1	6	7	9	12	15	4	4	2					
CHICAGO	5	14	11	13	9	5	13	13	13	2	13	2	14	7	15	12	12	10	8	10	7	11	13	11						
CLEVELAND	7	1	15	7	3	12	9	9	14	8	6	8	1	2	11	7	2	3	4	11	6	8	14	6	8					
DETROIT	13	14	8	15	14	13	15	5	1	15	6	15	12	5	14	14	11	15	11	1	5	6	14	15	15					
HOUSTON	1	1	4	3	1	3	2	2	4	3	1	3	9	1	7	1	8	1	8	7	15	14	4	1	1					
KANSAS CITY	11	1	13	14	11	11	14	10	2	14	13	14	3	5	9	13	8	7	2	14	8	3	11	14	13					
LOS ANGELES	10	1	9	7	10	10	10	12	11	10	6	7	15	5	5	4	3	2	9	1	14	12	9	11	7					
MINNESOTA	2	1	2	2	6	2	1	3	9	1	15	1	9	8	2	10	4	4	15	4	3	11	2	2	4					
NEW YORK	4	1	6	1	5	4	3	8	15	2	4	2	9	13	12	6	6	9	12	6	8	2	1	3	3					
OAKLAND	8	1	7	5	4	7	5	5	9	4	6	5	14	11	1	5	8	5	14	4	13	10	2	5	5					
SEATTLE	14	1	12	10	13	14	11	14	4	7	6	9	7	9	10	3	15	14	3	15	1	9	9	10	10					
TAMPA BAY	6	1	3	7	2	6	6	7	3	11	6	9	13	12	3	8	5	10	5	12	10	13	4	7	6					
TEXAS	9	1	10	6	12	9	7	4	8	8	4	6	6	3	5	9	6	13	1	13	2	5	4	8	9					
TORONTO	15	1	14	12	7	15	8	11	11	5	3	12	7	15	15	11	13	11	13	1	4	1	11	9	14					

CLUB RANK PITCHING

CLUB	W	L	ERA	G	CG	SHO	REL	SV	IP	H	TBF	R	ER	HR	SH	SF	HB	BB	IBB	SO	WP	BK
BALTIMORE	14	2	15	1	12	12	10	15	6	14	14	15	15	15	2	11	13	9	3	13	12	9
BOSTON	7	9	7	1	6	8	1	9	2	7	15	7	8	5	9	6	12	15	9	2	14	9
CHICAGO	9	7	9	14	1	9	9	9	15	8	6	9	9	9	12	6	3	11	15	11	9	5
CLEVELAND	6	10	3	1	1	1	12	6	12	3	2	3	3	4	8	2	7	2	7	5	2	1
DETROIT	15	1	14	14	12	14	5	14	13	15	12	14	14	12	14	11	9	8	10	9	6	12
HOUSTON	1	15	2	1	5	2	15	3	5	1	1	1	1	8	3	2	1	1	1	1	1	14
KANSAS CITY	13	3	13	1	6	9	13	7	14	13	10	11	13	6	9	14	14	11	11	15	4	5
LOS ANGELES	9	6	12	1	12	15	4	13	8	6	9	10	12	14	6	10	15	10	3	7	15	15
MINNESOTA	3	13	5	1	6	5	11	1	4	10	7	6	5	2	12	8	6	3	2	6	9	5
NEW YORK	2	14	6	1	6	6	7	1	6	5	4	5	6	11	1	4	2	7	6	4	3	5
OAKLAND	4	12	4	1	6	3	6	5	3	4	5	4	4	3	14	9	8	5	7	12	11	3
SEATTLE	11	5	10	1	4	13	8	8	10	11	8	13	10	13	6	11	3	6	11	14	12	3
TAMPA BAY	5	11	1	1	12	3	2	4	1	2	3	2	2	1	3	1	5	4	14	3	4	12
TEXAS	8	8	11	1	3	6	14	9	11	12	13	12	11	10	11	15	11	13	3	8	7	2
TORONTO	12	4	8	1	6	9	3	9	9	9	11	7	7	7	3	4	9	14	11	10	8	9

NOTE: "V.LHS/RHS" IS THE CLUB RECORD IN GAMES STARTED BY LEFT OR RIGHT HANDED PITCHERS, NOT NECESSARILY VERSUS THAT INDIVIDUAL PITCHER



AL BATTING LEADERS

BATTING AVERAGE

.335	Anderson, T	CWS
.327	LeMahieu, D	NYN
.315	Moncada, Y	CWS
.311	Brantley, M	HOU
.311	Devers, R	BOS
.311	Cruz, N	MIN
.309	Bogaerts, X	BOS
.305	Alberto, H	BAL
.304	Martinez, J	BOS
.302	Merrifield, W	KC

HOME RUNS

48	Soler, J	KC
45	Trout, M	LAA
41	Bregman, A	HOU
41	Cruz, N	MIN
39	Springer, G	HOU
38	Torres, G	NYN
36	Chapman, M	OAK
36	Olson, M	OAK
36	Kepler-Roz, M	MIN
36	Martinez, J	BOS

RUNS BATTED IN

123	Abreu, J	CWS
117	Soler, J	KC
117	Bogaerts, X	BOS
115	Devers, R	BOS
112	Bregman, A	HOU
109	Rosario, E	MIN
108	Cruz, N	MIN
105	Martinez, J	BOS
104	Gurriel, Y	HOU
104	Trout, M	LAA

MULTI HIT GAMES

61	LeMahieu, D	NYN
60	Devers, R	BOS
58	Merrifield, W	KC
56	Brantley, M	HOU
54	Bogaerts, X	BOS
54	Polanco, J	MIN
53	Villar, J	BAL
53	Semien, M	OAK
52	Martinez, J	BOS
51	Anderson, T	CWS

ORUNS

135	Betts, M	BOS
129	Devers, R	BOS
123	Semien, M	OAK
122	Bregman, A	HOU
111	Villar, J	BAL
110	Bogaerts, X	BOS
110	Trout, M	LAA
110	Santana, C	CLE
109	LeMahieu, D	NYN
107	Polanco, J	MIN

HITS

206	Merrifield, W	KC
201	Devers, R	BOS
197	LeMahieu, D	NYN
190	Bogaerts, X	BOS
187	Semien, M	OAK
186	Polanco, J	MIN
180	Abreu, J	CWS
179	Brantley, M	HOU
176	Betts, M	BOS
176	Villar, J	BAL

TOTAL BASES

359	Devers, R	BOS
343	Semien, M	OAK
341	Bogaerts, X	BOS
335	Soler, J	KC
328	Bregman, A	HOU
322	Mancini, T	BAL
320	Martinez, J	BOS
319	Abreu, J	CWS
315	Merrifield, W	KC
313	Betts, M	BOS

GRAND SLAMS

2 (15) PLAYERS TIED

DOUBLES

54	Devers, R	BOS
52	Bogaerts, X	BOS
43	Semien, M	OAK
41	Merrifield, W	KC
40	Benintendi, A	BOS
40	Gurriel, Y	HOU
40	Betts, M	BOS
40	Polanco, J	MIN
40	Lindor, F	CLE
40	Brantley, M	HOU

TRIPLES

10	Dozier, H	KC
10	Mondeski, A	KC
10	Merrifield, W	KC
<u>9</u>	<u>Smith, M</u>	<u>SEA</u>
7	Meadows, A	TB
7	Polanco, J	MIN
7	Kiermaier, K	TB
7	Semien, M	OAK
7	Gardner, B	NYN
6 (02)	PLAYERS	TIED

STOLEN BASES

<u>46</u>	<u>Smith, M</u>	<u>SEA</u>
43	Mondeski, A	KC
40	Villar, J	BAL
31	Andrus, E	TEX
25	Pham, T	TB
24	Ramirez, J	CLE
24	Deshields, D	TEX
22	Lindor, F	CLE
<u>22</u>	<u>Gordon, D</u>	<u>SEA</u>
21	Santana, D	TEX

HITTING STREAKS

19	Brantley, M	HOU
08/03 - 08/27		
18	Gurriel, Y	HOU
07/12 - 07/31		
17	Semien, M	OAK
06/04 - 06/20		
16 (04)	STREAKS	TIED

WALKS

119	Bregman, A	HOU
110	Trout, M	LAA
108	Santana, C	CLE
97	Betts, M	BOS
<u>92</u>	<u>Vogelbach, D</u>	<u>SEA</u>
87	Semien, M	OAK
81	Pham, T	TB
79	Smook, J	TOR
78	Choo, S	TEX
76	Bogaerts, X	BOS

ON BASE PERCENTAGE

.438	Trout, M	LAA
.423	Bregman, A	HOU
.397	Santana, C	CLE
.392	Cruz, N	MIN
.391	Betts, M	BOS
.384	Bogaerts, X	BOS
.383	Springer, G	HOU
.383	Martinez, J	BOS
.378	Voit, L	NYN
.375	LeMahieu, D	NYN

SLUGGING PERCENTAGE

.645	Trout, M	LAA
.639	Cruz, N	MIN
.592	Bregman, A	HOU
.591	Springer, G	HOU
.569	Soler, J	KC
.558	Meadows, A	TB
.557	Martinez, J	BOS
.555	Bogaerts, X	BOS
.555	Devers, R	BOS
.550	Altuve, J	HOU

EXTRA BASE HITS

90	Devers, R	BOS
85	Bogaerts, X	BOS
83	Semien, M	OAK
82	Soler, J	KC
80	Bregman, A	HOU
75	Chapman, M	OAK
75	Mancini, T	BAL
74	Betts, M	BOS
74	Lindor, F	CLE
74	Trout, M	LAA

OUTFIELD ASSISTS

14	Garcia, L	CWS
11	Naquin, T	CLE
10	Laureano, R	OAK
10	Bradley, J	BOS
10	Betts, M	BOS
9	Hernandez, T	TOR
9	Gurriel, L	TOR
9	Benintendi, A	BOS
8 (04)	PLAYERS	TIED

HOME BATTING AVG

.338	LeMahieu, D	NYN
.337	Bogaerts, X	BOS
.325	Anderson, T	CWS
.318	Devers, R	BOS
.315	Cabrera, M	DET
.314	Betts, M	BOS
.312	Brantley, M	HOU
.311	Gurriel, Y	HOU
.309	Moncada, Y	CWS
.309	Abreu, J	CWS

ROAD BATTING AVG.

.345	Alberto, H	BAL
.345	Anderson, T	CWS
.333	Martinez, J	BOS
.324	Polanco, J	MIN
.321	Moncada, Y	CWS
.319	Cruz, N	MIN
.318	LeMahieu, D	NYN
.315	Bregman, A	HOU
.311	Brantley, M	HOU
.304	Devers, R	BOS

RISP BATTING AVG

.389	LeMahieu, D	NYN
.369	Cabrera, M	DET
.368	Cruz, N	MIN
.344	Torres, G	NYN
.343	Brantley, M	HOU
.340	Rosario, E	MIN
.338	Martinez, J	BOS
.337	Abreu, J	CWS
.336	Devers, R	BOS
.333	Polanco, J	MIN

DAY BATTING AVG

.356	Anderson, T	CWS
.352	Devers, R	BOS
.338	Altuve, J	HOU
.327	Trout, M	LAA
.327	Gurriel, Y	HOU
.326	Springer, G	HOU
.324	LeMahieu, D	NYN
.323	Choo, S	TEX
.320	Bregman, A	HOU
.318	Andrus, E	TEX

NIGHT BATTING AVG

.329	LeMahieu, D	NYN
.327	Moncada, Y	CWS
.325	Cruz, N	MIN
.322	Anderson, T	CWS
.315	Bogaerts, X	BOS
.314	Merrifield, W	KC
.313	Martinez, J	BOS
.312	Polanco, J	MIN
.311	Brantley, M	HOU
.304	Alberto, H	BAL

VS RIGHTY AVG

.339	Anderson, T	CWS
.330	Devers, R	BOS
.323	Brantley, M	HOU
.322	Moncada, Y	CWS
.320	Gurriel, Y	HOU
.316	Bogaerts, X	BOS
.311	Merrifield, W	KC
.310	LeMahieu, D	NYN
.307	Cruz, N	MIN
.306	Polanco, J	MIN

VS LEFTY AVG.

.404	Martinez, J	BOS
.398	Alberto, H	BAL
.375	LeMahieu, D	NYN
.360	Abreu, J	CWS
.350	Bregman, A	HOU
.340	Cabrera, M	DET
.340	Pham, T	TB
.331	Altuve, J	HOU
.326	Anderson, T	CWS
.324	Santana, C	CLE

AL BATTING LEADERS



CAUGHT STEALING

10	Merrifield,W	KC
9	Moore,D	SEA
9	Odor,R	TEX
9	Smith,M	SEA
9	Villar,J	BAL
8	Devers,R	BOS
8	Semien,M	OAK
8	Andrus,E	TEX
7	Mondesi,A	KC
7	Meadows,A	TB

SACRIFICE BUNTS

11	Garcia,L	CWS
8	Deshields,D	TEX
7	Mercado,O	CLE
7	Sanchez,Y	CWS
7	Perez,R	CLE
6	Cordell,R	CWS
6	Freeman,M	CLE
5	Martin, Jr,R	BAL
5	Kipnis,J	CLE
5	Jay,J	CWS

SACRIFICE FLIES

10	Abreu,J	CWS
10	Andrus,E	TEX
9	Betts,M	BOS
9	Reddick,J	HOU
8	Laureano,R	OAK
8	Bregman,A	HOU
8	Pujols,A	LAA
7	Polanco,J	MIN
7	Choi,J	TB
6	(14) PLAYERS	TIED

STRIKEOUTS

178	Soler,J	KC
178	Odor,R	TEX
176	Villar,J	BAL
165	Choo,S	TEX
164	Santana,D	SEA
163	Grichuk,R	TOR
162	Calhoun,K	LAA
159	Sano,M	MIN
155	Bradley,J	BOS
154	Moncada,Y	CWS

GROUNDED INTO DP

24	Abreu,J	CWS
22	Mancini,T	BAL
22	Pham,T	TB
21	Simmons,A	LAA
21	Brantley,M	HOU
21	Pujols,A	LAA
20	Grichuk,R	TOR
19	Altuve,J	HOU
19	Martinez,J	BOS
18	Cabrera,M	DET

INTENTIONAL WALKS

14	Trout,M	LAA
12	Santana,C	CLE
9	Lindor,F	CLE
9	Martinez,J	BOS
8	Cruz,N	MIN
7	Devers,R	BOS
7	Olson,M	OAK
7	Calhoun,K	LAA
6	Meadows,A	TB
6	Betts,M	BOS

HIT BY PITCH

19	Gordon,A	KC
18	Canha,M	OAK
18	Choo,S	TEX
16	Trout,M	LAA
13	Abreu,J	CWS
13	Chirinos,R	HOU
12	Olson,M	OAK
12	Bradley,J	BOS
11	(03) PLAYERS	TIED

AT BATS

681	Merrifield,W	KC
657	Semien,M	OAK
647	Devers,R	BOS
642	Villar,J	BAL
634	Abreu,J	CWS
631	Polanco,J	MIN
614	Bogaerts,X	BOS
602	Mancini,T	BAL
602	LeMahieu,D	NYJ
600	Andrus,E	TEX

HARDEST TO FAN

(PLATE APP. PER SO)

11.0	Alberto,H	BAL
10.2	Fletcher,D	LAA
9.7	Brantley,M	HOU
9.4	Gurriel,Y	HOU
8.3	Reddick,J	HOU
8.3	Bregman,A	HOU
8.0	Pujols,A	LAA
7.3	Ramirez,J	CLE
7.3	Semien,M	OAK
7.3	LeMahieu,D	NYJ

RBI RATIO

(AT BATS PER RBI)

4.2	Cruz,N	MIN
4.5	Trout,M	LAA
4.9	Bregman,A	HOU
5.0	Springer,G	HOU
5.0	Soler,J	KC
5.2	Abreu,J	CWS
5.2	Rosario,E	MIN
5.2	Bogaerts,X	BOS
5.3	Pujols,A	LAA
5.3	Olson,M	OAK

HOME RUN RATIO

(AT BATS PER HOME RUN)

10.4	Trout,M	LAA
11.1	Cruz,N	MIN
12.3	Soler,J	KC
12.3	Springer,G	HOU
13.4	Olson,M	OAK
13.5	Bregman,A	HOU
14.4	Torres,G	NYJ
14.6	Kepler-Roz,M	MIN
15.1	Jimenez,E	CWS
15.4	Vogelbach,D	SEA

HARDEST TO DOUBLE UP

(AT BATS PER GIDP)

511.0	Moncada,Y	CWS
176.7	Meadows,A	TB
130.5	Odor,R	TEX
115.5	Vogelbach,D	SEA
104.8	Kepler-Roz,M	MIN
96.2	Garcia,L	CWS
94.0	Trout,M	LAA
93.8	Choo,S	TEX
90.2	Benintendi,A	BOS
85.1	Merrifield,W	KC

GAMES PLAYED

162	Soler,J	KC
162	Merrifield,W	KC
162	Villar,J	BAL
162	Semien,M	OAK
159	Abreu,J	CWS
158	Santana,C	CLE
156	Chapman,M	OAK
156	Devers,R	BOS

American League DH/PH Statistics

Designated Hitters

CLUB	AVG	AB	R	H	TB	2B	3B	HR	RBI	SH	SF	HP	BB	IBB	SO	SB	CS	GI		
																		DP	SLG	OBP
MINNESOTA	.303	607	110	184	378	36	1	52	145	0	6	9	69	10	175	2	1	17	.623	.379
KANSAS CITY	.276	555	101	153	327	30	6	44	116	0	4	6	76	3	148	8	2	12	.589	.367
HOUSTON	.274	580	104	159	322	35	1	42	111	0	4	5	81	4	146	3	1	14	.555	.366
TEXAS	.268	583	93	156	261	31	1	24	80	0	5	14	74	3	173	16	2	6	.448	.361
BALTIMORE	.264	588	88	155	277	32	0	30	99	0	6	11	48	0	158	2	2	8	.471	.328
BOSTON	.258	601	88	155	264	32	4	23	77	0	6	4	72	8	148	3	1	20	.439	.338
LOS ANGELES	.253	601	81	152	264	33	5	23	84	0	7	7	55	2	146	15	4	14	.439	.319
CLEVELAND	.250	559	75	140	262	29	3	29	91	0	3	3	59	1	175	2	3	11	.469	.324
DETROIT	.250	585	54	146	222	26	1	16	60	0	5	2	49	4	153	2	1	19	.379	.307
NEW YORK	.243	600	102	146	297	26	1	41	99	0	2	10	64	3	180	0	3	14	.495	.325
TORONTO	.229	585	72	134	245	29	2	26	80	0	5	8	55	1	177	5	1	8	.419	.302
TAMPA BAY	.229	616	76	141	231	25	1	21	66	0	3	6	54	4	184	11	3	16	.375	.296
OAKLAND	.221	566	71	125	229	14	0	30	84	0	2	12	59	3	169	1	1	13	.405	.307
CHICAGO	.208	544	55	113	196	28	2	17	74	0	6	5	58	5	158	2	2	14	.360	.287
SEATTLE	.201	537	82	108	213	27	0	26	71	0	3	5	97	1	176	6	0	6	.397	.327
TOTALS	.249	8707	1252	2167	3988	433	28	444	1337	0	67	107	970	52	2466	78	27	192	.458	.329

Pinch Hitters

CLUB	AVG	AB	R	H	TB	2B	3B	HR	RBI	SH	SF	HP	BB	IBB	SO	SB	CS	GI		
																		DP	SLG	OBP
BOSTON	.330	100	15	33	59	9	1	5	22	2	2	2	17	2	24	0	0	3	.590	.430
DETROIT	.274	62	6	17	27	1	0	3	16	0	0	0	5	0	21	0	2	1	.435	.328
MINNESOTA	.262	65	7	17	27	2	1	2	10	0	0	1	16	1	18	0	0	0	.415	.415
SEATTLE	.243	70	5	17	25	2	0	2	13	0	0	1	10	2	21	1	1	3	.357	.346
OAKLAND	.235	98	11	23	47	7	1	5	25	0	1	2	15	0	29	0	0	2	.480	.345
NEW YORK	.231	52	8	12	26	2	0	4	10	1	0	0	4	0	17	1	1	1	.500	.286
TEXAS	.214	70	9	15	31	2	1	4	19	0	0	4	7	1	23	4	1	0	.443	.321
CLEVELAND	.213	80	8	17	29	4	1	2	18	1	3	3	13	1	35	1	0	3	.363	.333
LOS ANGELES	.205	83	6	17	24	1	0	2	14	0	1	0	13	2	35	0	1	4	.289	.309
TAMPA BAY	.204	108	16	22	33	2	0	3	18	0	2	4	16	2	44	1	0	5	.306	.323
BALTIMORE	.202	114	8	23	34	3	1	2	8	0	1	1	11	0	40	0	0	1	.298	.276
CHICAGO	.190	79	8	15	30	3	0	4	13	0	0	0	8	0	31	0	0	1	.380	.264
HOUSTON	.175	63	9	11	24	2	1	3	11	0	2	1	15	1	18	0	1	3	.381	.333
TORONTO	.156	64	6	10	18	2	0	2	8	0	1	1	12	2	29	1	0	2	.281	.295
KANSAS CITY	.122	49	5	6	17	2	0	3	7	1	0	0	9	1	16	0	0	1	.347	.259
TOTALS	.220	1157	127	255	451	44	7	46	212	5	13	20	171	15	401	9	7	30	.390	.328



AL PITCHING LEADERS

EARNED RUN AVERAGE

2.50	Cole,G	HOU
2.58	Verlander,J	HOU
3.05	Morton,C	TB
3.28	Bieber,S	CLE
3.41	Giolito,L	CWS
3.59	Minor,M	TEX
3.67	Lynn,L	TEX
3.68	Berrios,J	MIN
3.81	Rodriguez,E	BOS
3.89	Anderson,B	OAK

SAVES

38	Osuna,R	HOU
37	Chapman,A	NYY
34	Hand,B	CLE
30	Rogers,T	MIN
30	Colome,A	CWS
30	Kennedy,I	KC
25	Hendriks,L	OAK
23	Giles,K	TOR
23	Robles,H	LAA
22	Greene,S	DET

GAMES

80	Petit,Y	OAK
76	Diekman,J	OAK
75	Hendriks,L	OAK
73	Farmer,B	DET
73	Workman,B	BOS
73	Ottavino,A	NYY
72	Buttrey,T	LAA
72	Kahnle,T	NYY
71	(03) PLAYERS	TIED

WINNING PERCENTAGE

.818	German,D	NYY	(18-04)
.800	Cole,G	HOU	(20-05)
.789	Fiers,M	OAK	(15-04)
.778	Verlander,J	HOU	(21-06)
.765	Clevinger,M	CLE	(13-04)
.760	Rodriguez,E	BOS	(19-06)
.727	Morton,C	TB	(16-06)
.714	Paxton,J	NYY	(15-06)
.700	Miley,W	HOU	(14-06)
.688	Pineda,M	MIN	(11-05)

HOME EARNED RUN AVERAGE

2.34	Verlander,J	HOU
2.59	Morton,C	TB
2.63	Cole,G	HOU
2.74	Means,J	BAL
2.90	Fiers,M	OAK
3.09	Rodriguez,E	BOS
3.10	Tanaka,M	NYY
3.42	Odorizzi,J	MIN
3.50	Lynn,L	TEX
3.51	Bailey,H	OAK

DAY EARNED RUN AVERAGE

2.09	Cole,G	HOU
2.80	Verlander,J	HOU
2.87	Bieber,S	CLE
2.97	Bassitt,C	OAK
3.00	Morton,C	TB
3.18	Tanaka,M	NYY
3.18	Berrios,J	MIN
3.20	Minor,M	TEX
3.53	Lynn,L	TEX
3.80	Boyd,M	DET

WINS

21	Verlander,J	HOU
20	Cole,G	HOU
19	Rodriguez,E	BOS
18	German,D	NYY
16	Gonzales,M	SEA
16	Lynn,L	TEX
16	Morton,C	TB
15	(04) PLAYERS	TIED

GAMES STARTED

34	Gonzales,M	SEA
34	Rodriguez,E	BOS
34	Nova,I	CWS
34	Verlander,J	HOU
33	(07) PLAYERS	TIED

INNINGS PITCHED

223.0	Verlander,J	HOU
214.1	Bieber,S	CLE
212.1	Cole,G	HOU
208.1	Minor,M	TEX
208.1	Lynn,L	TEX
203.1	Rodriguez,E	BOS
203.0	Gonzales,M	SEA
200.1	Berrios,J	MIN
194.2	Morton,C	TB
187.0	Nova,I	CWS

SHUTOUTS

2	Bieber,S	CLE
2	Giolito,L	CWS
1	(11) PLAYERS	TIED

ROAD EARNED RUN AVERAGE

2.36	Cole,G	HOU
2.82	Verlander,J	HOU
2.83	Giolito,L	CWS
2.84	Bauer,T	CLE
2.88	Bieber,S	CLE
2.99	Minor,M	TEX
3.21	Yarbrough,R	TB
3.22	Anderson,B	OAK
3.59	Morton,C	TB
3.67	Cashner,A	BOS

NIGHT EARNED RUN AVERAGE

2.48	Verlander,J	HOU
2.65	Cole,G	HOU
3.09	Morton,C	TB
3.09	Anderson,B	OAK
3.49	Means,J	BAL
3.53	Bieber,S	CLE
3.62	Rodriguez,E	BOS
3.66	Fiers,M	OAK
3.71	Minor,M	TEX
3.73	Lynn,L	TEX

WINNING STREAKS

16	Cole,G	HOU
	05/27 - 09/29	
12	Fiers,M	OAK
	05/07 - 08/27	
10	(04) STREAKS	TIED

COMPLETE GAMES

3	Bieber,S	CLE
3	Giolito,L	CWS
2	Leake,M	SEA
2	Minor,M	TEX
2	Nova,I	CWS
2	Verlander,J	HOU
1	(13) PLAYERS	TIED

STRIKEOUTS

326	Cole,G	HOU
300	Verlander,J	HOU
259	Bieber,S	CLE
246	Lynn,L	TEX
240	Morton,C	TB
238	Boyd,M	DET
228	Giolito,L	CWS
218	Sale,C	BOS
213	Rodriguez,E	BOS
200	Minor,M	TEX

OPPONENTS BATTING AVERAGE AGAINST

.172	Verlander,J	HOU
.186	Cole,G	HOU
.205	Giolito,L	CWS
.215	Morton,C	TB
.230	Bieber,S	CLE
.243	Fiers,M	OAK
.243	Lynn,L	TEX
.244	Minor,M	TEX
.247	Keller,B	KC
.247	Boyd,M	DET

ALL-TIME T-MOBILE PARK HOME RUN LEADERS

Nelson Cruz	83
Raúl Ibañez	83
Kyle Seager	77
Bret Boone	62
Robinson Canó	57
Adrián Beltré	56
Richie Sexson	55
Edgar Martínez	54
Ichiro Suzuki	54
Mike Zunino	48
John Olerud	42
Alex Rodriguez	40
José López	38
Franklin Gutierrez	35
Mike Cameron	30
Ken Griffey Jr.	29
Justin Smoak	28
Mitch Haniger	25
Kendrys Morales	25

AL PITCHING LEADERS



HITS ALLOWED			LOSSES			HOME RUNS ALLOWED			FEWEST WALKS PER 9 INNINGS		
225	Nova, I	CWS	17	Turnbull, S	DET	39	Boyd, M	DET	1.7	Bieber, S	CLE
210	Gonzales, M	SEA	15	Lopez, R	CWS	36	Kikuchi, Y	SEA	1.7	Verlander, J	HOU
203	Lopez, R	CWS	14	Keller, B	KC	36	Verlander, J	HOU	2.0	Tanaka, M	NYY
198	Porcello, R	BOS	14	Junis, J	KC	35	Lopez, R	CWS	2.0	Cole, G	HOU
195	Kikuchi, Y	SEA	14	Bundy, D	BAL	34	Happ, J	NYY	2.3	Nova, I	CWS
195	Rodriguez, E	BOS	14	Sanchez, A	HOU	31	Bieber, S	CLE	2.3	Berrios, J	MIN
195	Lynn, L	TEX	13	Gonzales, M	SEA	31	Junis, J	KC	2.3	Porcello, R	BOS
194	Berrios, J	MIN	13	Norris, D	DET	31	Porcello, R	BOS	2.4	Boyd, M	DET
192	Junis, J	KC	13	Zimmermann, J	DET	30	(05) PLAYERS	TIED	2.5	Gonzales, M	SEA
190	Minor, M	TEX	12	(03) PLAYERS	TIED				2.5	Anderson, B	OAK

WILD PITCHES			HIT BATSMEN			EARNED RUNS			STRIKEOUTS PER 9 INNINGS		
18	Lynn, L	TEX	16	Turnbull, S	DET	110	Lopez, R	CWS	13.8	Cole, G	HOU
14	Cahill, T	LAA	14	Bauer, T	CLE	107	Porcello, R	BOS	12.1	Verlander, J	HOU
13	Fiers, M	OAK	13	Bassitt, C	OAK	102	Junis, J	KC	11.6	Giolito, L	CWS
13	Barnes, M	BOS	13	Sale, C	BOS	98	Kikuchi, Y	SEA	11.6	Boyd, M	DET
11	Castro, M	BAL	12	Morton, C	TB	98	Nova, I	CWS	11.1	Morton, C	TB
11	Snell, B	TB	11	Junis, J	KC	94	Boyd, M	DET	10.9	Bieber, S	CLE
9	(05) PLAYERS	TIED	11	Sanchez, A	HOU	94	Perez, M	MIN	10.6	Lynn, L	TEX
			11	Diekman, J	OAK	91	Sparkman, G	KC	9.4	Rodriguez, E	BOS
			10	(03) PLAYERS	TIED	90	Tanaka, M	NYY	8.8	Berrios, J	MIN
						90	Gonzales, M	SEA	8.6	Minor, M	TEX

BALKS			WALKS			RUNS ALLOWED			OPPONENTS BATTING AVERAGE		
4	Boyd, M	DET	75	Rodriguez, E	BOS	119	Lopez, R	CWS	.172	Verlander, J	HOU
3	Chirinos, Y	TB	70	Keller, B	KC	114	Porcello, R	BOS	.186	Cole, G	HOU
3	Cole, G	HOU	68	Sanchez, A	HOU	109	Kikuchi, Y	SEA	.205	Giolito, L	CWS
3	Richard, C	TOR	68	Minor, M	TEX	108	Junis, J	KC	.215	Morton, C	TB
2	(10) PLAYERS	TIED	67	Perez, M	MIN	107	Nova, I	CWS	.230	Bieber, S	CLE
			65	Lopez, R	CWS	106	Gonzales, M	SEA	.243	Fiers, M	OAK
			63	Bauer, T	CLE	104	Perez, M	MIN	.243	Lynn, L	TEX
			61	Thornton, T	TOR	101	Boyd, M	DET	.244	Minor, M	TEX
			61	Miley, W	HOU	99	Gibson, K	MIN	.247	Keller, B	KC
			59	(02) PLAYERS	TIED	96	Sparkman, G	KC	.247	Boyd, M	DET

American League Starting/Relief Pitching Statistics

Starting Pitching

CLUB	W	L	PCT	ERA	G	GS	CG	SHO	IP	H	TBF	R	ER	HR	SH	SF	HB	BB	IBB	SO	WP	BK	OPP AVG
HOUSTON	79	37	.681	3.61	162	162	2	1	907.1	735	3683	391	364	141	6	18	28	251	0	1063	20	7	.218
TAMPA BAY	40	35	.533	3.64	162	162	0	0	702.1	606	2860	305	284	80	2	9	22	191	5	796	26	5	.230
CLEVELAND	62	51	.549	3.81	162	162	6	5	930.1	835	3849	426	394	135	11	18	35	275	5	982	24	2	.238
OAKLAND	68	37	.648	4.02	162	162	1	1	886.0	844	3725	418	396	131	11	21	41	256	5	696	37	2	.249
MINNESOTA	67	39	.632	4.19	162	162	1	0	889.2	884	3774	455	414	121	14	23	32	267	1	844	37	4	.257
NEW YORK	60	38	.612	4.51	162	162	1	1	778.1	764	3293	414	390	152	5	15	19	240	1	784	23	1	.254
BOSTON	50	50	.500	4.95	162	162	1	1	806.0	824	3485	472	443	132	10	15	38	281	4	857	25	3	.262
SEATTLE	36	56	.391	5.21	162	162	3	2	745.0	851	3271	486	431	142	4	22	25	216	3	573	18	2	.283
TORONTO	26	68	.277	5.25	162	162	1	0	711.1	772	3149	458	415	110	0	12	33	286	4	595	31	3	.274
KANSAS CITY	39	70	.358	5.30	162	162	1	1	860.0	926	3768	535	506	148	5	27	53	312	4	687	33	3	.275
CHICAGO	48	68	.414	5.30	161	161	6	2	838.2	905	3660	526	494	157	10	22	29	311	9	771	34	3	.275
TEXAS	45	60	.429	5.37	162	162	4	1	808.0	884	3580	513	482	136	11	31	39	305	2	757	38	0	.277
DETROIT	23	81	.221	5.51	161	161	0	0	792.0	898	3496	522	485	139	12	24	41	242	4	755	27	6	.283
BALTIMORE	36	76	.321	5.57	162	162	0	0	789.0	849	3460	532	488	179	6	20	32	266	0	623	30	3	.271
LOS ANGELES	28	60	.318	5.64	162	162	0	0	681.0	691	2981	448	427	144	6	20	44	257	3	640	35	7	.260
TOTALS	707	826	.461	4.76	1214	1214	27	15	12125.0	52034	52034	6413	6413	113	113	511	511	50	50	438	51	2	.260

CLUB	W	L	PCT	ERA	G	RG	SV	IP	H	TBF	R	ER	HR	SH	SF	HB	BB	IBB	SO	WP	BK	OPP AVG
TAMPA BAY	56	31	.644	3.71	162	162	46	772.0	668	3226	351	318	101	9	19	38	262	22	825	33	2	.231
HOUSTON	28	18	.609	3.75	162	160	47	555.0	470	2312	249	231	89	5	12	13	197	0	608	21	1	.226
CLEVELAND	31	18	.633	3.76	162	156	42	507.1	473	2159	231	212	72	6	12	27	175	14	526	18	0	.244
OAKLAND	29	28	.509	3.89	162	161	45	579.0	498	2428	262	250	70	14	21	25	221	14	603	37	2	.232
NEW YORK	43	21	.672	4.08	162	161	50	664.2	610	2840	325	301	96	2	21	25	267	11	750	32	4	.242
MINNESOTA	34	22	.607	4.17	162	161	50	573.2	572	2472	299	266	77	6	17	29	185	9	619	34	1	.256
CHICAGO	24	21	.533	4.33	161	155	33	574.0	533	2499	306	276	81	10	16	22	271	21	541	37	2	.245
TORONTO	41	27	.603	4.35	162	161	33	729.0	678	3164	370	352	118	11	24	36	318	21	737	39	3	.244
BOSTON	34	28	.548	4.40	162	161	33	665.0	599	2915	356	325	83	8	23	38	324	18	776	56	3	.238
LOS ANGELES	44	30	.595	4.64	162	162	32	761.2	726	3308	420	393	123	6	23	38	319	8	764	63	2	.249
TEXAS	33	24	.579	4.73	162	158	33	630.0	631	2774	365	331	105	8	19	31	278	9	622	30	3	.259
SEATTLE	32	38	.457	4.77	162	159	34	694.1	633	2997	407	368	118	8	24	26	289	22	666	57	2	.239
DETROIT	24	33	.421	4.94	161	161	31	641.0	657	2845	393	352	111	13	22	28	294	20	613	39	1	.264
KANSAS CITY	20	33	.377	5.07	162	161	37	565.0	599	2539	334	318	73	13	22	28	270	21	543	26	2	.272
BALTIMORE	18	32	.360	5.79	162	162	27	654.0	695	2936	449	421	126	4	26	48	295	11	625	45	3	.271
TOTALS	491	404	.549	4.44	2401	573	9565.2	9042	41414	5117	47141	4443	123	301	452	3965	221	9818	567	31	2	.247



NL TEAM STATISTICS

CLUB BATTING

CLUB	AVG	G	AB	R	OR	H	TB	2B	3B	HR	GS	RBI	SH	SF	HP	BB	IBB	SO	SB	CS	GI			SLG	OBP
																					DP	LOB	SHO		
COLORADO	.265	162	5660	835	958	1502	2579	323	41	224	3	803	51	43	43	489	25	1503	71	31	111	1075	7	.456	.326
WASHINGTON	.265	162	5512	873	724	1460	2505	298	27	231	6	824	48	42	81	584	33	1308	116	29	117	1114	8	.454	.342
PITTSBURGH	.265	162	5657	758	911	1497	2377	315	38	163	3	722	47	34	63	425	41	1213	64	29	119	1103	10	.420	.321
ATLANTA	.258	162	5560	855	743	1432	2514	277	29	249	5	824	25	35	60	619	39	1467	89	28	104	1138	5	.452	.336
LOS ANGELES	.257	162	5493	886	613	1414	2593	302	20	279	7	861	55	45	81	607	47	1356	57	10	100	1124	6	.472	.338
NEW YORK	.257	162	5624	791	737	1445	2485	280	17	242	6	767	28	27	95	516	34	1384	56	27	129	1128	9	.442	.328
CHICAGO	.252	162	5461	814	717	1378	2468	270	26	256	10	783	30	39	83	581	33	1460	45	24	127	1071	8	.452	.331
ARIZONA	.252	162	5633	813	743	1419	2447	288	40	220	4	778	31	40	70	540	36	1360	88	14	120	1119	7	.434	.323
MILWAUKEE	.246	162	5542	769	766	1366	2429	279	17	250	5	744	20	38	72	629	42	1563	101	25	120	1180	8	.438	.329
PHILADELPHIA	.246	162	5571	774	794	1369	2377	311	26	215	6	742	34	34	57	562	47	1453	78	18	97	1129	7	.427	.319
ST. LOUIS	.245	162	5449	764	662	1337	2261	246	24	210	4	714	40	39	76	561	15	1420	116	29	110	1107	9	.415	.322
CINCINNATI	.244	162	5450	701	711	1328	2298	235	27	227	3	679	30	33	89	492	25	1436	80	38	111	1073	11	.422	.315
MIAMI	.241	162	5512	615	808	1326	2065	265	18	146	5	593	31	33	73	395	16	1469	55	30	139	1034	22	.375	.298
SAN FRANCISCO	.239	162	5579	678	773	1332	2185	300	26	167	5	655	24	42	50	475	26	1435	47	28	111	1069	17	.392	.302
SAN DIEGO	.238	162	5391	682	789	1281	2210	224	24	219	4	652	37	31	55	504	19	1581	70	37	120	1008	8	.410	.308
0TOTALS	.251		83094		11449		35793		400		76		531		1048		478		1133		1735		142		.323
		1215	11608		20886		4213		3298		11141		555		7979		21408		397		16472				.431

CLUB PITCHING

CLUB	W	L	ERA	G	CG	SHO	REL	SV	IP	H	R	ER	HR	HB	BB	IBB	SO	WP	BK	OPP	AVG
ST. LOUIS	91	71	3.80	162	1	14	542	52	1444.0	1284	662	609	191	69	545	41	1399	46	4		.238
CHICAGO	84	78	4.10	162	1	10	576	38	1442.0	1377	717	657	195	80	534	16	1444	60	1		.251
CINCINNATI	75	87	4.18	162	0	10	535	46	1438.0	1270	711	668	214	58	536	31	1552	35	8		.235
ATLANTA	97	65	4.19	162	1	8	575	44	1450.2	1421	743	675	203	69	548	33	1393	70	3		.256
NEW YORK	86	76	4.24	162	3	12	502	38	1461.0	1405	737	688	204	60	500	40	1520	47	2		.251
ARIZONA	85	77	4.25	162	0	11	557	45	1465.0	1400	743	691	220	62	516	38	1427	49	4		.251
WASHINGTON	93	69	4.27	162	1	13	530	40	1439.1	1340	724	683	202	61	517	41	1511	53	5		.244
SAN FRANCISCO	77	85	4.38	162	1	8	587	41	1469.0	1395	773	715	227	65	519	26	1368	53	4		.249
MILWAUKEE	89	73	4.40	162	0	7	588	50	1459.1	1364	766	713	225	60	570	28	1497	41	3		.246
PHILADELPHIA	81	81	4.53	162	3	7	564	36	1453.2	1452	794	731	258	71	546	38	1392	45	7		.261
SAN DIEGO	70	92	4.60	162	0	6	543	47	1432.0	1394	789	732	215	68	463	19	1475	60	6		.251
MIAMI	57	105	4.74	162	2	8	539	27	1444.1	1340	808	760	236	90	615	52	1378	71	6		.245
PITTSBURGH	69	93	5.18	162	1	6	550	31	1440.0	1511	911	829	241	85	584	22	1443	50	4		.268
COLORADO	71	91	5.56	162	1	5	590	28	1448.2	1576	958	895	270	57	589	33	1264	63	7		.277
0TOTALS	1231	1199	4.38	1215	18	143	8323	607	21732.2	20730	11449	10587	3286	21	7974	482	21582	783	71		.250

CLUB FIELDING

CLUB	PCT	G	PO	A	E	TC	DP	TP	PB
ST. LOUIS	.989	162	4332	1578	66	5976	170	0	6
ATLANTA	.987	162	4352	1522	78	5952	157	0	24
ARIZONA	.986	162	4395	1561	86	6042	138	0	6
SAN FRANCISCO	.985	162	4407	1536	90	6033	143	0	7
WASHINGTON	.985	162	4318	1374	87	5779	112	0	16
CINCINNATI	.984	162	4314	1460	91	5865	125	0	10
COLORADO	.984	162	4346	1758	97	6201	167	0	8
PHILADELPHIA	.984	162	4361	1552	97	6010	139	0	11
MIAMI	.984	162	4333	1364	94	5791	135	0	13
MILWAUKEE	.983	162	4378	1395	97	5870	135	0	10
NEW YORK	.983	162	4383	1435	99	5917	129	0	14
LOS ANGELES	.982	162	4337	1428	106	5871	118	0	11
CHICAGO	.981	162	4326	1619	117	6062	142	0	10
SAN DIEGO	.980	162	4296	1386	116	5798	101	0	6
PITTSBURGH	.980	162	4320	1493	121	5934	132	0	17
TOTALS	.984	1215	65198	22461	1442	89101	2043	0	169

0
1

NL TEAM STATISTICS



CLUB MISCELLANEOUS

CLUB	VS LHS	VS RHS	GRASS	ARTIF	DAY	NIGHT	1-RUN	X-INN	vs.A.L.	DOUBLEHEADERS			ATTENDANCE	
										W	L	S	HOME	ROAD
ARIZONA	25-19	60-58	37- 38	48-39	27-28	58-49	24-26	9- 9	14- 6	0	0	0	2,135,510	2,348,472
ATLANTA	23-14	74-51	93- 63	4- 2	23-16	74-49	28-16	11- 6	13- 7	0	0	1	2,655,100	2,306,381
CHICAGO	14-18	70-60	82- 77	2- 1	40-28	44-50	19-27	4- 9	12- 8	0	0	0	3,094,865	2,709,810
CINCINNATI	17-23	58-64	73- 86	2- 1	22-40	53-47	24-33	7- 8	9-11	0	0	0	1,808,685	2,464,438
COLORADO	25-36	46-55	66- 84	5- 7	27-28	44-63	22-21	10- 6	8-12	0	0	0	2,993,244	2,472,839
LOS ANGELES	30-22	76-34	101- 49	5- 7	31-11	75-45	27-22	6- 4	10-10	0	0	0	3,974,309	2,707,620
MIAMI	18-24	39-81	56-101	1- 4	18-29	39-76	16-28	7- 9	9-11	0	1	0	811,302	2,224,992
MILWAUKEE	25-24	64-49	86- 72	3- 1	34-25	55-48	27-18	7- 8	8-12	0	0	0	2,923,333	2,403,931
NEW YORK	18-23	68-53	85- 74	1- 2	28-23	58-53	24-23	7- 9	15- 5	1	0	0	2,442,532	2,383,685
PHILADELPHIA	18-25	63-56	80- 79	1- 2	26-25	55-56	20-20	7- 6	11- 9	0	0	0	2,727,421	2,345,650
PITTSBURGH	16-27	53-66	68- 91	1- 2	23-35	46-58	19-25	7-11	12- 8	0	0	0	1,491,439	2,597,732
SAN DIEGO	14-22	56-70	65- 84	5- 8	25-31	45-61	26-24	5- 7	11- 9	0	0	0	2,396,399	2,628,178
SAN FRANCISCO	20-29	57-56	68- 82	9- 3	25-37	52-48	38-16	13- 3	11- 9	0	0	0	2,707,760	2,628,666
ST. LOUIS	18-16	73-55	90- 69	1- 2	36-20	55-51	25-22	8- 4	9-11	0	0	0	3,480,393	2,385,211
WASHINGTON	24-17	69-52	92- 67	1- 2	38-24	55-45	17-21	4- 6	14- 6	0	0	0	2,259,781	2,353,427

CLUB RANK BATTING

CLUB	AVG	GI																							
		G	AB	R	OR	H	TB	2B	3B	HR	GS	RBI	SH	SF	HP	BB	IBB	SO	SB	CS	DP	LOB	SHO	SLG	OBP
ARIZONA	8	1	3	6	7	6	7	7	2	9	10	6	8	5	9	8	6	4	5	2	10	10	3	8	8
ATLANTA	4	1	7	3	7	5	3	10	4	4	6	2	13	9	11	2	5	11	4	7	3	14	1	4	3
CHICAGO	7	1	12	5	4	8	6	11	7	2	1	5	10	6	3	5	8	10	15	4	13	4	6	5	4
CINCINNATI	12	1	13	12	3	13	11	14	5	7	13	12	10	12	2	11	11	8	6	15	5	5	13	10	12
COLORADO	1	1	1	4	15	1	2	1	1	8	13	4	2	2	15	12	11	13	8	13	5	6	3	2	7
LOS ANGELES	5	1	11	1	1	7	1	4	12	1	2	1	1	1	4	3	1	3	11	1	2	11	2	1	2
MIAMI	13	1	9	15	13	14	15	12	13	15	6	15	8	12	7	15	14	12	13	12	15	2	15	15	15
MILWAUKEE	9	1	8	9	10	8	9	14	3	6	8	15	8	15	8	1	3	14	3	5	10	15	6	7	5
NEW YORK	6	1	4	7	6	4	5	8	14	5	3	7	12	15	1	9	7	5	12	6	14	12	10	6	6
PHILADELPHIA	10	1	6	8	12	9	9	3	7	11	3	9	7	10	12	6	1	9	7	3	1	13	3	9	11
PITTSBURGH	3	1	2	11	14	2	9	2	3	14	13	10	4	10	10	14	4	1	10	9	9	7	12	11	10
SAN DIEGO	15	1	15	13	11	15	13	15	10	10	10	14	6	14	13	10	13	15	9	14	10	1	6	13	13
SAN FRANCISCO	14	1	5	14	10	12	14	5	7	13	6	13	14	3	14	13	10	7	14	7	5	3	14	14	14
ST. LOUIS	11	1	14	10	2	11	12	13	10	12	10	11	5	6	6	7	15	6	1	9	4	8	10	12	9
WASHINGTON	2	1	9	2	5	3	4	6	5	6	3	2	3	3	4	4	8	2	1	9	8	9	6	3	1

CLUB RANK PITCHING

CLUB	W	L	ERA	G	CG	SHO	REL	SV	IP	H	TBF	R	ER	HR	SH	SF	HB	BB	IBB	SO	WP	BK
ARIZONA	7	9	7	1	12	5	7	5	2	10	7	7	8	9	9	11	6	4	10	9	7	5
ATLANTA	2	14	5	1	5	8	5	6	6	12	9	7	5	5	9	1	10	11	8	11	14	3
CHICAGO	8	8	3	1	5	6	4	10	11	7	6	4	3	3	3	15	13	7	1	7	11	1
CINCINNATI	11	5	4	1	12	6	13	4	14	2	2	3	4	7	8	2	2	8	7	1	1	15
COLORADO	12	4	15	1	5	15	1	14	7	15	15	15	15	15	12	14	1	14	8	15	13	12
LOS ANGELES	1	15	1	1	1	1	9	6	8	1	1	1	1	1	5	7	8	1	4	3	2	12
MIAMI	15	1	13	1	4	8	12	15	9	4	10	13	13	12	3	11	15	15	15	13	15	10
MILWAUKEE	5	11	10	1	12	11	2	2	4	6	11	9	9	10	13	4	3	12	6	5	3	3
NEW YORK	6	10	6	1	1	4	15	10	3	11	8	6	7	6	7	5	3	3	12	2	6	2
PHILADELPHIA	9	7	11	1	1	11	6	12	5	13	13	12	11	14	15	13	12	10	10	12	4	12
PITTSBURGH	14	2	14	1	5	13	8	13	12	14	14	14	14	13	6	7	14	13	3	8	8	5
SAN DIEGO	13	3	12	1	12	13	10	3	15	8	5	11	12	8	13	5	9	2	2	6	11	10
SAN FRANCISCO	10	6	9	1	5	8	3	8	1	9	12	10	10	11	11	3	7	6	5	14	9	5
ST. LOUIS	4	12	2	1	5	2	11	1	10	3	3	2	2	2	1	10	10	9	13	10	5	5
WASHINGTON	3	13	8	1	5	3	14	9	13	4	4	5	6	4	1	9	5	5	13	4	9	9

NOTE: "V.LHS/RHS" IS THE CLUB RECORD IN GAMES STARTED BY LEFT OR RIGHT HANDED PITCHERS, NOT NECESSARILY VERSUS THAT INDIVIDUAL PITCHER.



NL BATTING LEADERS

BATTING AVERAGE

.329	Yelich,C	MIL
.329	Marte,K	ARI
.319	Rendon,A	WSH
.318	McNeil,J	NY
.315	Arenado,N	COL
.314	Blackmon,C	COL
.314	Reynolds,B	PIT
.308	Newman,K	PIT
.305	Bellinger,C	LA
.298	Turner,T	WSH

HOME RUNS

53	Alonso,P	NY
49	Suarez,E	CIN
47	Bellinger,C	LA
44	Yelich,C	MIL
41	Acuna,R	ATL
41	Arenado,N	COL
38	Schwarber,K	CHI
38	Freeman,F	ATL
37	Bell,J	PIT
37	Donaldson,J	ATL

RUNS BATTED IN

126	Rendon,A	WSH
121	Freeman,F	ATL
120	Alonso,P	NY
118	Arenado,N	COL
118	Escobar,E	ARI
116	Bell,J	PIT
115	Bellinger,C	LA
114	Harper,B	PHI
110	Soto,J	WSH
103	Suarez,E	CIN

MULTI HIT GAMES

59	Marte,K	ARI
55	Albies,O	ATL
55	Rendon,A	WSH
53	McNeil,J	NY
53	Arenado,N	COL
50	Turner,T	WSH
50	Escobar,E	ARI
50	Freeman,F	ATL
50	Blackmon,C	COL
49	Hernandez,C	PHI

RUNS

127	Acuna,R	ATL
121	Bellinger,C	LA
117	Rendon,A	WSH
113	Freeman,F	ATL
112	Blackmon,C	COL
111	Story,T	COL
110	Soto,J	WSH
108	Bryant,K	CHI
103	Alonso,P	NY
103	Eaton,A	WSH

HITS

189	Albies,O	ATL
187	Marte,K	ARI
185	Arenado,N	COL
182	Blackmon,C	COL
177	Rosario,A	NY
176	Freeman,F	ATL
175	Acuna,R	ATL
174	Rendon,A	WSH
173	Story,T	COL
172	Castro,S	MIA

TOTAL BASES

351	Bellinger,C	LA
348	Alonso,P	NY
343	Arenado,N	COL
337	Marte,K	ARI
334	Blackmon,C	COL
329	Suarez,E	CIN
328	Yelich,C	MIL
328	Freeman,F	ATL
326	Story,T	COL
326	Rendon,A	WSH

GRAND SLAMS

2 (16) PLAYERS TIED

DOUBLES

44	Seager,C	LA
44	Rendon,A	WSH
43	Albies,O	ATL
42	Blackmon,C	COL
38	Baez,J	CHI
38	McNeil,J	NY
38	Story,T	COL
37	(05) PLAYERS	TIED

TRIPLES

10	Escobar,E	ARI
9	Marte,K	ARI
8	Albies,O	ATL
7	Edman,T	STL
7	Frazier,A	PIT
7	Ervin,P	CIN
7	Rosario,A	NY
7	Eaton,A	WSH
7	Blackmon,C	COL
6	(04) PLAYERS	TIED

STOLEN BASES

37	Acuna,R	ATL
35	Turner,T	WSH
30	Yelich,C	MIL
30	Dyson,J	ARI
28	Robles,V	WSH
25	Marte,S	PIT
24	Wong,K	STL
23	Story,T	COL
20	Margot,M	SD
19	Rosario,A	NY

HITTING STREAKS

26	Ramos,W	NY
08/03 - 09/03		
19	Newman,K	PIT
06/07 - 06/29		
19	Yelich,C	MIL
07/06 - 08/01		
18	Yelich,C	MIL
06/01 - 06/21		
17	(02) STREAKS	TIED

WALKS

116	Hoskins,R	PHI
109	Grandal,Y	MIL
108	Soto,J	WSH
100	Donaldson,J	ATL
99	Harper,B	PHI
95	Bellinger,C	LA
90	Muncy,M	LA
87	Freeman,F	ATL
84	Conforto,M	NY
83	Belt,B	SF

ON BASE PERCENTAGE

.429	Yelich,C	MIL
.412	Rendon,A	WSH
.406	Bellinger,C	LA
.405	Rizzo,A	CHI
.401	Soto,J	WSH
.389	Freeman,F	ATL
.389	Marte,K	ARI
.384	McNeil,J	NY
.382	Bryant,K	CHI
.380	Grandal,Y	MIL

SLUGGING PERCENTAGE

.671	Yelich,C	MIL
.629	Bellinger,C	LA
.598	Rendon,A	WSH
.592	Marte,K	ARI
.583	Arenado,N	COL
.583	Alonso,P	NY
.576	Blackmon,C	COL
.572	Suarez,E	CIN
.569	Bell,J	PIT
.554	Story,T	COL

EXTRA BASE HITS

85	Alonso,P	NY
84	Bellinger,C	LA
81	Rendon,A	WSH
81	Blackmon,C	COL
78	Story,T	COL
77	Marte,K	ARI
77	Bell,J	PIT
76	Yelich,C	MIL
75	Albies,O	ATL
74	(03) PLAYERS	TIED

OUTFIELD ASSISTS

13	Renfroes,H	SD
13	Harper,B	PHI
12	Robles,V	WSH
10	Dyson,J	ARI
10	Bellinger,C	LA
10	Acuna,R	ATL
9	Anderson,B	MIA
8	(04) PLAYERS	TIED

HOME BATTING AVG

.379	Blackmon,C	COL
.354	Rizzo,A	CHI
.351	Arenado,N	COL
.347	Marte,K	ARI
.347	Yelich,C	MIL
.328	Story,T	COL
.317	Rendon,A	WSH
.311	Soto,J	WSH
.310	McNeil,J	NY
.310	Albies,O	ATL

ROAD BATTING AVG.

.350	Newman,K	PIT
.335	Reynolds,B	PIT
.325	McNeil,J	NY
.323	Rosario,A	NY
.322	Iglesias,J	CIN
.321	Rendon,A	WSH
.321	Turner,J	LA
.316	Wong,K	STL
.313	Freeman,F	ATL
.313	Marte,K	ARI

RISP BATTING AVG

.385	Blackmon,C	COL
.365	Rendon,A	WSH
.358	Freeman,F	ATL
.357	Harper,B	PHI
.350	McNeil,J	NY
.338	Albies,O	ATL
.337	Rojas,M	MIA
.336	Bell,J	PIT
.333	Baez,J	CHI
.331	Marte,S	PIT

DAY BATTING AVG

.361	Marte,K	ARI
.349	Yelich,C	MIL
.348	Newman,K	PIT
.345	Rendon,A	WSH
.342	Rizzo,A	CHI
.323	Ramos,W	NY
.312	Hernandez,C	PHI
.303	Reynolds,B	PIT
.299	Rosario,A	NY
.297	Albies,O	ATL

NIGHT BATTING AVG

.333	Arenado,N	COL
.326	McNeil,J	NY
.324	Blackmon,C	COL
.321	Marte,S	PIT
.319	Reynolds,B	PIT
.318	Yelich,C	MIL
.312	Marte,K	ARI
.309	Turner,J	LA
.308	Bellinger,C	LA
.306	Freeman,F	ATL

VS RIGHTY AVG

.358	Yelich,C	MIL
.334	Reynolds,B	PIT
.327	Marte,K	ARI
.320	Rendon,A	WSH
.320	McNeil,J	NY
.318	Bellinger,C	LA
.318	Blackmon,C	COL
.316	Newman,K	PIT
.315	Arenado,N	COL
.310	Freeman,F	ATL

VS LEFTY AVG.

.389	Albies,O	ATL
.346	Ramos,W	NY
.333	Marte,K	ARI
.323	Castro,S	MIA
.316	Turner,T	WSH
.316	Rendon,A	WSH
.315	Machado,M	SD
.315	Arenado,N	COL
.314	Story,T	COL
.312	(02) PLAYERS	TIED

NL BATTING LEADERS



CAUGHT STEALING

10	Rosario,A	NY
9	Acuna,R	ATL
9	Robles,V	WSH
8	Newman,K	PIT
8	Story,T	COL
8	Cain,L	MIL
7	Baez,J	CHI
7	Myers,W	SD
6	(05) PLAYERS	TIED

SACRIFICE BUNTS

15	Kershaw,C	LA
13	Maeda,K	LA
12	Ryu,H	LA
12	Gray,S	CIN
10	Marquez,G	COL
9	Flaherty,J	STL
9	Eaton,A	WSH
9	Gray,J	COL
9	Quintana,J	CHI
8	Musgrove,J	PIT

SACRIFICE FLIES

12	Ahmed,N	ARI
10	Escobar,E	ARI
9	Rendon,A	WSH
9	Castro,S	MIA
8	Realmutto,J	PHI
8	Arenado,N	COL
7	Bell,J	PIT
6	(12) PLAYERS	TIED

STRIKEOUTS

189	Suarez,E	CIN
188	Acuna,R	ATL
183	Alonso,P	NY
178	Harper,B	PHI
174	Story,T	COL
173	Hoskins,R	PHI
168	Myers,W	SD
166	Goldschmid,P	STL
163	Hosmer,E	SD
160	McMahon,R	COL

GROUNDING INTO DP

24	Machado,M	SD
23	Castro,S	MIA
21	Ozuna,M	STL
18	Posey,B	SF
17	Iglesias,J	CIN
17	Freeman,F	ATL
16	Baez,J	CHI
16	Grandal,Y	MIL
16	Ramos,W	NY
16	Cano,R	NY

INTENTIONAL WALKS

21	Bellinger,C	LA
19	Franco,M	PHI
16	Yelich,C	MIL
13	Bell,J	PIT
11	Arenado,N	COL
11	Harper,B	PHI
11	Freeman,F	ATL
10	Kelly,C	ARI
8	Rendon,A	WSH
7	(02) PLAYERS	TIED

HIT BY PITCH

27	Rizzo,A	CHI
25	Robles,V	WSH
25	Dietrich,D	CIN
22	Locastro,T	ARI
21	Alonso,P	NY
21	McNeil,J	NY
16	Marte,S	PIT
15	Bryant,K	CHI
14	Anderson,B	MIA
14	Turner,J	LA

AT BATS

640	Albies,O	ATL
636	Castro,S	MIA
636	Escobar,E	ARI
626	Acuna,R	ATL
619	Hosmer,E	SD
616	Rosario,A	NY
612	Hernandez,C	PHI
597	Alonso,P	NY
597	Goldschmid,P	STL
597	Freeman,F	ATL

HARDEST TO FAN

(PLATE APP. PER SO)

8.6	Newman,K	PIT
8.5	Rojas,M	MIA
8.5	Segura,J	PHI
8.1	Frazier,A	PIT
7.6	Ramos,W	NY
7.6	Iglesias,J	CIN
7.6	McNeil,J	NY
7.5	Rendon,A	WSH
7.3	Marte,K	ARI
7.3	Pillar,K	SF

RBI RATIO

(AT BATS PER RBI)

4.3	Rendon,A	WSH
4.5	Bell,J	PIT
4.9	Bellinger,C	LA
4.9	Soto,J	WSH
4.9	Freeman,F	ATL
5.0	Muncy,M	LA
5.0	Alonso,P	NY
5.0	Arenado,N	COL
5.0	Harper,B	PHI
5.0	Yelich,C	MIL

HOME RUN RATIO

(AT BATS PER HOME RUN)

11.1	Yelich,C	MIL
11.3	Alonso,P	NY
11.7	Suarez,E	CIN
11.9	Bellinger,C	LA
12.5	Pederson,J	LA
13.9	Muncy,M	LA
13.9	Schwarber,K	CHI
14.2	Bell,J	PIT
14.3	Arenado,N	COL
14.8	Donaldson,J	ATL

HARDEST TO DOUBLE UP

(AT BATS PER GIDP)

320.0	Albies,O	ATL
239.0	Wong,K	STL
196.0	Story,T	COL
112.5	Pederson,J	LA
102.0	McNeil,J	NY
98.6	Newman,K	PIT
97.4	Muncy,M	LA
92.3	Frazier,A	PIT
91.0	Robles,V	WSH
88.2	Schwarber,K	CHI

GAMES PLAYED

162	Castro,S	MIA
161	Alonso,P	NY
161	Hernandez,C	PHI
161	Goldschmid,P	STL
160	Hoskins,R	PHI
160	Albies,O	ATL
160	Hosmer,E	SD
159	DeJong,P	STL
159	Suarez,E	CIN
158	(03) PLAYERS	TIED

National League Pinch-Hitting Statistics

Pinch Hitters

CLUB	AVG	AB	R	H	TB	2B	3B	HR	RBI	SH	SF	HP	BB	IBB	SO	SB	CS	GI DP	SLG	OBP
PITTSBURGH	.319	248	47	79	134	19	3	10	50	0	1	1	31	4	51	1	1	6	.540	.395
WASHINGTON	.262	221	30	58	90	15	1	5	32	3	1	4	22	0	67	3	2	6	.407	.339
ATLANTA	.247	231	31	57	102	14	2	9	37	1	2	2	26	0	64	1	1	5	.442	.326
LOS ANGELES	.234	265	42	62	115	12	1	13	41	1	2	2	37	4	79	0	1	6	.434	.330
SAN DIEGO	.231	255	35	59	104	15	0	10	38	0	1	4	27	1	89	1	3	5	.408	.314
SAN FRANCISCO	.230	318	46	73	131	18	2	12	46	1	3	1	36	3	105	0	0	6	.412	.307
ARIZONA	.221	226	32	50	93	7	0	12	39	0	0	5	24	1	74	1	1	4	.412	.310
ST. LOUIS	.219	237	26	52	94	8	2	10	36	0	2	4	22	0	67	3	1	7	.397	.294
CHICAGO	.215	205	21	44	72	8	1	6	38	1	4	4	27	1	75	0	1	2	.351	.313
MIAMI	.214	252	38	54	92	11	0	9	21	1	2	1	34	1	82	2	1	5	.365	.308
NEW YORK	.212	226	27	48	87	12	0	9	38	3	1	3	33	2	68	2	1	8	.385	.319
PHILADELPHIA	.203	286	29	58	99	12	1	9	26	0	1	2	19	0	98	2	0	6	.346	.256
COLORADO	.191	267	33	51	105	13	1	13	40	1	2	1	28	1	104	3	0	7	.393	.268
MILWAUKEE	.191	262	28	50	89	15	0	8	30	0	5	6	40	1	99	1	0	6	.340	.307
CINCINNATI	.181	270	28	49	89	9	2	9	30	0	1	9	30	2	95	2	2	4	.330	.284
TOTALS	.224	3769	493	844	1496	188	16	144	542	12	28	49	436	21	1217	22	15	83	.397	.310



NL PITCHING LEADERS

EARNED RUN AVERAGE

2.32	Ryu, H	LA
2.43	Degrom, J	NY
2.68	Soroka, M	ATL
2.75	Flaherty, J	STL
2.87	Gray, S	CIN
2.92	Scherzer, M	WSH
3.03	Kershaw, C	LA
3.25	Corbin, P	WSH
3.26	Buehler, W	LA
3.32	Strasburg, S	WSH

WINS

18	Strasburg, S	WSH
17	Fried, M	ATL
16	Hudson, D	STL
16	Kershaw, C	LA
15	Castillo, L	CIN
14	Ryu, H	LA
14	Buehler, W	LA
14	Corbin, P	WSH
14	Wainwright, A	STL
13	(04) PLAYERS	TIED

WINNING STREAKS

10	Soroka, M	ATL	04/24 - 07/14
10	Gant, J	STL	03/29 - 08/31
8	Scherzer, M	WSH	06/02 - 09/08
8	Sanchez, A	WSH	05/29 - 08/23
7	(09) STREAKS	TIED	

SAVES

41	Yates, K	SD
37	Hader, J	MIL
34	Iglesias, R	CIN
34	Smith, W	SF
33	Jansen, K	LA
29	Doolittle, S	WSH
28	Neris, H	PHI
28	Vazquez, F	PIT
26	Diaz, E	NY
24	Martinez, C	STL

GAMES STARTED

34	Nola, A	PHI
34	Bumgarner, M	SF
33	Flaherty, J	STL
33	Ray, R	ARI
33	Corbin, P	WSH
33	Teheran, J	ATL
33	Strasburg, S	WSH
32	(08) PLAYERS	TIED

COMPLETE GAMES

2	Alcantara, S	MIA
2	Eflin, Z	PHI
2	Buehler, W	LA
1	(12) PLAYERS	TIED

GAMES

83	Claudio, A	MIL
78	Suero, W	WSH
77	Chafin, A	ARI
76	Stammen, C	SD
73	Ryan, K	CHI
73	Lorenzen, M	CIN
73	Miller, A	STL
72	Rodriguez, R	PIT
72	Hughes, J	PHI
72	Guerra, J	MIL

INNINGS PITCHED

209.0	Strasburg, S	WSH
207.2	Bumgarner, M	SF
204.0	Degrom, J	NY
202.1	Nola, A	PHI
202.0	Corbin, P	WSH
197.2	Syndergaard, N	NY
197.1	Alcantara, S	MIA
196.1	Flaherty, J	STL
195.1	Wheeler, Z	NY
190.2	Castillo, L	CIN

STRIKEOUTS

255	Degrom, J	NY
251	Strasburg, S	WSH
243	Scherzer, M	WSH
238	Corbin, P	WSH
235	Ray, R	ARI
231	Flaherty, J	STL
229	Darvish, Y	CHI
229	Nola, A	PHI
226	Castillo, L	CIN
215	Buehler, W	LA

WINNING PERCENTAGE

.778	Buehler, W	LA	(14-04)
.765	Soroka, M	ATL	(13-04)
.762	Kershaw, C	LA	(16-05)
.750	Strasburg, S	WSH	(18-06)
.739	Fried, M	ATL	(17-06)
.737	Ryu, H	LA	(14-05)
.706	Marquez, G	COL	(12-05)
.696	Hudson, D	STL	(16-07)
.667	Corbin, P	WSH	(14-07)
.652	Castillo, L	CIN	(15-08)

SHUTOUTS

2	Alcantara, S	MIA
1	Ryu, H	LA
1	Eflin, Z	PHI
1	Marquez, G	COL
1	Syndergaard, N	NY
1	Mikolas, M	STL
1	Corbin, P	WSH
1	Matz, S	NY
1	Hendricks, K	CHI
1	Vargas, J	PHI

OPPONENTS BATTING AVERAGE AGAINST

.192	Flaherty, J	STL
.196	Gray, S	CIN
.202	Castillo, L	CIN
.207	Degrom, J	NY
.210	Strasburg, S	WSH
.213	Darvish, Y	CHI
.222	Scherzer, M	WSH
.222	Kershaw, C	LA
.223	Buehler, W	LA
.225	Samardzija, J	SF

HOME EARNED RUN AVERAGE

1.93	Ryu, H	LA
2.04	Hendricks, K	CHI
2.31	Matz, S	NY
2.37	Flaherty, J	STL
2.40	Corbin, P	WSH
2.50	Degrom, J	NY
2.56	Wainwright, A	STL
2.56	Lucchesi, J	SD
2.75	Hudson, D	STL
2.86	Buehler, W	LA

ROAD EARNED RUN AVERAGE

1.55	Soroka, M	ATL
2.34	Degrom, J	NY
2.71	Gray, S	CIN
2.72	Ryu, H	LA
2.94	Davies, Z	MIL
3.09	Darvish, Y	CHI
3.13	Flaherty, J	STL
3.39	Strasburg, S	WSH
3.40	Syndergaard, N	NY
3.48	Sanchez, A	WSH

DAY EARNED RUN AVERAGE

0.74	Ryu, H	LA
1.48	Flaherty, J	STL
1.91	Teheran, J	ATL
2.33	Alcantara, S	MIA
2.61	Hamels, C	CHI
2.75	Scherzer, M	WSH
2.79	Strasburg, S	WSH
2.98	Greinke, Z	ARI
3.01	Syndergaard, N	NY
3.14	Soroka, M	ATL

NIGHT EARNED RUN AVERAGE

2.50	Soroka, M	ATL
2.67	Degrom, J	NY
2.78	Gray, S	CIN
2.96	Buehler, W	LA
2.97	Samardzija, J	SF
3.04	Scherzer, M	WSH
3.11	Ryu, H	LA
3.13	Kershaw, C	LA
3.16	Paddack, C	SD
3.26	Corbin, P	WSH

NL PITCHING LEADERS



HITS ALLOWED			LOSSES			HOME RUNS ALLOWED			FEWEST WALKS PER 9 INNINGS		
205	Lester, J	CHI	14	Alcantara, S	MIA	33	Darvish, Y	CHI	1.2	Ryu, H	LA
196	Wheeler, Z	NY	14	Mikolas, M	STL	33	Smith, C	MIA	1.6	Mikolas, M	STL
194	Syndergaard, N	NY	14	Kelly, M	ARI	30	Ray, R	ARI	1.6	Hendricks, K	CHI
193	Mikolas, M	STL	13	Eflin, Z	PHI	30	Bumgarner, M	SF	1.7	Scherzer, M	WSH
191	Bumgarner, M	SF	12	Richards, T	MIA	29	Marquez, G	COL	1.8	Marquez, G	COL
191	Quintana, J	CHI	12	Iglesias, R	CIN	29	Kelly, M	ARI	1.8	Buehler, W	LA
184	Kelly, M	ARI	12	Mahle, T	CIN	29	DeSclafani, A	CIN	1.9	Bumgarner, M	SF
181	Wainwright, A	STL	12	Musgrove, J	PIT	28	Eflin, Z	PHI	1.9	Degrom, J	NY
179	Alcantara, S	MIA	12	Samardzija, J	SF	28	Samardzija, J	SF	2.1	Musgrove, J	PIT
176	Nola, A	PHI	11	(07) PLAYERS	TIED	28	Kershaw, C	LA	2.1	Kershaw, C	LA

WILD PITCHES			HIT BATSMEN			EARNED RUNS			STRIKEOUTS PER 9 INNINGS		
14	Marquez, G	COL	14	Teheran, J	ATL	94	Syndergaard, N	NY	12.7	Scherzer, M	WSH
11	Darvish, Y	CHI	12	Mikolas, M	STL	93	Senzatela, A	COL	12.1	Ray, R	ARI
11	Fried, M	ATL	11	Lopez, P	MIA	92	Marquez, G	COL	11.5	Darvish, Y	CHI
11	Quintana, J	CHI	11	Darvish, Y	CHI	90	Kelly, M	ARI	11.3	Degrom, J	NY
10	Kelly, J	LA	11	Nola, A	PHI	90	Bumgarner, M	SF	10.8	Strasburg, S	WSH
9	Guerrero, T	MIA	10	Agrazal, D	PIT	89	Quintana, J	CHI	10.7	Castillo, L	CIN
9	Beede, T	SF	10	Bumgarner, M	SF	87	Nola, A	PHI	10.6	Buehler, W	LA
9	Andriese, M	ARI	10	Strasburg, S	WSH	87	Williams, T	PIT	10.6	Corbin, P	WSH
8	(03) PLAYERS	TIED	9	(08) PLAYERS	TIED	86	Wheeler, J	NY	10.6	Flaherty, J	STL
						85	(03) PLAYERS	TIED	10.5	Gray, S	CIN

BALKS			WALKS			RUNS ALLOWED			OPPONENTS BATTING AVERAGE		
3	Castillo, L	CIN	86	Hudson, D	STL	101	Syndergaard, N	NY	.192	Flaherty, J	STL
3	Senzatela, A	COL	84	Ray, R	ARI	101	Lester, J	CHI	.196	Gray, S	CIN
3	Jansen, K	LA	83	Teheran, J	ATL	100	Quintana, J	CHI	.202	Castillo, L	CIN
3	Sanchez, A	WSH	81	Alcantara, S	MIA	99	Senzatela, A	COL	.207	Degrom, J	NY
2	Lopez, P	MIA	80	Nola, A	PHI	99	Bumgarner, M	SF	.210	Strasburg, S	WSH
2	Mikolas, M	STL	79	Castillo, L	CIN	98	Musgrove, J	PIT	.213	Darvish, Y	CHI
2	Neris, H	PHI	70	Corbin, P	WSH	96	Marquez, G	COL	.222	Scherzer, M	WSH
2	Andriese, M	ARI	68	Gray, S	CIN	95	Kelly, M	ARI	.222	Kershaw, C	LA
1	(51) PLAYERS	TIED	64	Wainwright, A	STL	94	Alcantara, S	MIA	.223	Buehler, W	LA
			63	Vargas, J	PHI	93	(02) PLAYERS	TIED	.225	Samardzija, J	SF

National League Starting/Relief Pitching Statistics

Starting Pitching

CLUB	W	L	PCT	ERA	G	GS	CG	SHO	IP	H	TBF	R	ER	HR	SH	SF	HB	BB	IBB	SO	WP	BK	OPP	AVG
LOS ANGELES	62	32	.660	3.11	162	162	3	1	893.2	748	3604	344	309	112	22	18	25	206	5	938	18	2	.225	
WASHINGTON	66	36	.647	3.53	162	162	1	1	938.2	820	3902	391	368	116	20	20	30	298	23	1010	15	3	.232	
ST. LOUIS	55	50	.524	3.78	162	162	1	1	883.0	834	3730	404	371	124	21	28	41	310	24	792	21	2	.250	
NEW YORK	54	44	.551	3.84	162	162	3	3	941.1	888	3944	434	402	119	25	24	25	273	18	964	22	0	.247	
CINCINNATI	48	54	.471	4.12	162	162	0	0	883.1	782	3701	431	404	134	25	15	40	300	7	952	18	6	.235	
CHICAGO	51	47	.520	4.18	162	162	1	1	888.0	896	3805	455	412	123	25	32	43	266	3	885	28	0	.261	
ATLANTA	60	46	.566	4.20	162	162	1	0	873.0	862	3737	442	407	116	30	16	45	305	14	795	37	2	.258	
ARIZONA	56	51	.523	4.23	162	162	0	0	867.1	832	3664	442	408	137	25	23	31	281	19	842	21	1	.252	
MILWAUKEE	44	40	.524	4.40	162	162	0	0	788.2	774	3386	414	386	125	30	15	28	283	5	736	19	2	.256	
MIAMI	36	71	.336	4.59	162	162	2	2	888.0	803	3780	483	453	140	21	20	54	345	23	808	32	5	.240	
PHILADELPHIA	49	52	.485	4.64	162	162	3	1	869.2	878	3750	487	448	156	30	20	44	310	14	808	20	2	.262	
SAN DIEGO	41	59	.410	4.66	162	162	0	0	813.0	789	3486	449	421	129	25	17	32	261	9	803	27	3	.250	
SAN FRANCISCO	39	66	.371	4.77	162	162	1	0	849.0	849	3640	491	450	153	27	18	31	285	12	757	31	1	.259	
PITTSBURGH	36	63	.364	5.40	162	162	1	0	813.2	892	3594	535	488	139	25	23	42	280	10	756	25	1	.277	
COLORADO	45	62	.421	5.87	162	162	1	1	842.1	954	3738	575	549	163	34	24	27	323	17	701	35	5	.286	
TOTALS	742	773	.490	4.33	1215	2430	18	11	13032.2	55461	230926	6777	6276	1986	313	538	4326	203	2547	369	35		.253	

Relief Pitching

CLUB	W	L	PCT	ERA	G	RG	SV	IP	H	TBF	R	ER	HR	SH	SF	HB	BB	IBB	SO	WP	BK	OPP	AVG
LOS ANGELES	44	24	.647	3.85	162	159	44	552.0	453	2309	269	236	73	8	18	41	186	19	581	22	5	.220	
SAN FRANCISCO	38	19	.667	3.85	162	161	41	620.0	546	2616	282	265	74	14	15	34	234	14	611	22	3	.235	
ST. LOUIS	36	21	.632	3.88	162	161	52	561.0	450	2338	258	242	67	6	10	28	235	17	607	25	2	.219	
CHICAGO	33	31	.516	3.98	162	161	38	554.0	481	2385	262	245	72	4	17	37	268	13	559	32	1	.234	
ATLANTA	37	19	.661	4.21	162	161	44	577.2	559	2506	301	270	87	9	11	24	243	19	598	33	1	.252	
ARIZONA	29	26	.527	4.26	162	162	45	597.2	568	2566	301	283	83	14	16	31	235	19	585	28	3	.250	
CINCINNATI	27	33	.450	4.28	162	162	46	554.2	488	2356	280	264	80	11	16	18	236	24	600	17	2	.235	
PHILADELPHIA	32	29	.525	4.38	162	159	36	584.0	574	2524	307	284	102	16	20	27	236	24	584	25	5	.258	
MILWAUKEE	45	33	.577	4.40	162	162	50	670.2	590	2865	352	328	100	13	19	32	287	23	761	22	1	.235	
SAN DIEGO	29	33	.468	4.59	162	162	47	619.0	605	2674	340	316	86	18	18	36	202	10	672	33	3	.252	
PITTSBURGH	33	30	.524	4.91	162	161	31	626.1	619	2797	376	342	102	9	13	43	304	12	687	25	3	.255	
MIAMI	21	34	.382	4.97	162	160	27	556.1	537	2467	325	307	96	8	19	36	270	29	570	39	1	.252	
NEW YORK	32	32	.500	4.99	162	159	38	519.2	517	2288	303	288	85	10	11	35	227	22	556	25	2	.258	
COLORADO	26	29	.473	5.18	162	161	28	606.1	622	2685	383	349	107	8	19	30	266	16	563	28	2	.263	
WASHINGTON	27	33	.450	5.68	162	161	40	500.2	520	2232	333	316	86	7	17	31	219	18	501	38	2	.266	
TOTALS	489	426	.534	4.48	2412	607	8700.0	8129	37608	4672	43351300	155	239	483	3648	279	9035	414	36			.246	



MAJOR LEAGUE ATTENDANCE

AMERICAN LEAGUE

CLUB	HOME				SEASON HIGH		ROAD		
	TOTAL	AVERAGE	DATES	GAMES	TOTAL	DATE	TOTAL	AVERAGE	DATES
NEW YORK	3,304,404	41,828	79	(81)	48,101	8/03	2,460,729	30,759	80
LOS ANGELES	3,019,012	37,272	81	(81)	45,477	6/10	2,174,821	26,850	81
BOSTON	2,924,627	36,107	81	(81)	59,659	6/29	2,270,192	28,027	81
HOUSTON	2,857,367	35,276	81	(81)	43,264	9/21	2,104,184	26,302	80
MINNESOTA	2,294,152	28,323	81	(81)	40,127	7/24	1,880,403	23,505	80
TEXAS	2,133,004	26,333	81	(81)	48,538	3/28	2,128,065	26,601	80
SEATTLE	1,789,918	22,098	81	(81)	45,601	3/28	2,150,464	26,549	81
TORONTO	1,750,144	21,607	81	(81)	45,048	3/28	2,098,301	25,905	81
CLEVELAND	1,738,642	22,008	79	(81)	34,519	4/01	2,020,473	24,944	81
OAKLAND	1,662,211	20,521	81	(81)	53,367	8/24	2,236,823	27,615	81
CHICAGO	1,649,775	21,426	77	(80)	38,634	7/06	1,975,145	24,385	81
DETROIT	1,501,430	18,768	80	(81)	42,641	4/04	1,930,711	24,439	79
KANSAS CITY	1,479,659	18,496	80	(81)	31,675	3/28	2,025,919	25,011	81
BALTIMORE	1,307,807	16,348	80	(81)	44,182	4/04	1,985,773	25,459	78
TAMPA BAY	1,178,735	14,734	80	(81)	25,025	3/28	2,059,347	26,068	79
TOTALS	30,590,887	25,429	1203	(1214)			31,501,350	26,164	1204

NATIONAL LEAGUE

CLUB	HOME				SEASON HIGH		ROAD		
	TOTAL	AVERAGE	DATES	GAMES	TOTAL	DATE	TOTAL	AVERAGE	DATES
LOS ANGELES	3,974,309	49,066	81	(81)	54,307	5/31	2,707,620	33,427	81
ST. LOUIS	3,480,393	42,968	81	(81)	48,555	5/12	2,385,211	29,447	81
CHICAGO	3,094,865	38,208	81	(81)	41,424	8/02	2,709,810	33,454	81
COLORADO	2,993,244	36,954	81	(81)	48,404	4/05	2,472,839	30,529	81
MILWAUKEE	2,923,333	36,091	81	(81)	45,375	6/09	2,403,931	29,678	81
PHILADELPHIA	2,727,421	33,672	81	(81)	44,722	6/22	2,345,650	28,959	81
SAN FRANCISCO	2,707,760	33,429	81	(81)	41,909	9/29	2,628,666	32,453	81
ATLANTA	2,655,100	32,779	81	(81)	43,619	8/17	2,306,381	28,830	80
NEW YORK	2,442,532	30,532	80	(81)	44,424	4/04	2,383,685	29,428	81
SAN DIEGO	2,396,399	29,585	81	(81)	44,655	3/28	2,628,178	32,447	81
WASHINGTON	2,259,781	27,899	81	(81)	42,263	3/28	2,353,427	29,055	81
ARIZONA	2,135,510	26,364	81	(81)	50,180	8/31	2,348,472	28,993	81
CINCINNATI	1,808,685	22,329	81	(81)	44,049	3/28	2,464,438	30,425	81
PITTSBURGH	1,491,439	18,413	81	(81)	38,380	7/20	2,597,732	32,071	81
MIAMI	811,302	10,016	81	(81)	29,720	8/10	2,224,992	27,812	80
TOTALS	37,902,073	31,221	1214	(1215)			36,961,032	30,471	1213
GRAND TOTALS	68,492,960	28,338	2417	(2429)			68,462,382	28,325	2417

T-Mobile Park Monthly/Daily Attendance Breakdown

Monthly Totals	Dates	Totals	Avg.	Roof Movement		
				O	C	O/C
March/April	17	379,127	22,302	14	1	2
May	12	302,680	25,223	9	1	2
June	13	366,945	28,227	12	0	1
July	16	326,658	20,416	14	1	1
August	11	182,902	16,627	11	0	0
September	12	233,551	19,463	7	2	3
Season Totals	81	1,791,863	22,122	67	5	9
By Day:	Total	Dates	Avg.			
Monday	166,473	8	20,809			
Tuesday	338,191	13	26,015			
Wednesday	196,824	11	17,893			
Thursday	234,896	10	23,490			
Friday	310,917	13	23,917			
Saturday	269,082	13	20,699			
Sunday	275,480	13	21,191			
Totals	1,791,863	81	22,122			

2019 T-MOBILE PARK ATTENDANCE



GAME NO	DATE	DAY	D/N	OPPONENT	GAME ATTENDANCE	SERIES TOTAL	SEASON TOTALS
1	3/28	THU	D	Boston	45,600	*	45,600
2	3/29	FRI	N	Boston	29,002		74,602
3	3/30	SAT	N	Boston	34,933		109,535
4	3/31	SUN	D	Boston	33,393	142,928	142,928
5	4/01	MON	N	Los Angeles	14,459		157,387
6	4/02	TUE	N	Los Angeles	13,547	28,006	170,934
7	4/12	FRI	N	Houston	30,972		201,906
8	4/13	SAT	N	Houston	30,538		232,444
9	4/14	SUN	D	Houston	29,242	90,752	261,686
10	4/15	MON	N	Cleveland	11,215		272,901
11	4/16	TUE	N	Cleveland	11,838		284,739
12	4/17	WED	D	Cleveland	13,529	36,582	298,268
13	4/25	THU	N	Texas	12,649		310,917
14	4/26	FRI	N	Texas	21,719		332,636
15	4/27	SAT	N	Texas	26,495		359,131
16	4/28	SUN	D	Texas	21,513	82,376	380,644
17	4/30	TUE	N	Chicago NL	27,229		407,873
18	5/01	WED	D	Chicago NL	29,479	56,708	437,352
19	5/13	MON	N	Oakland	12,514		449,866
20	5/14	TUE	N	Oakland	11,363	23,877	461,229
21	5/16	THU	N	Minnesota	16,161		477,390
22	5/17	FRI	N	Minnesota	20,256		497,646
23	5/18	SAT	N	Minnesota	34,440		532,086
24	5/19	SUN	D	Minnesota	31,070	101,927	563,156
25	5/27	MON	N	Texas	14,086		577,242
26	5/28	TUE	N	Texas	12,287		589,529
27	5/29	WED	D	Texas	16,060	42,433	605,589
28	5/30	THU	N	Los Angeles	13,978		619,567
29	5/31	FRI	N	Los Angeles	32,167		651,734
30	6/01	SAT	D	Los Angeles	28,109		679,843
31	6/02	SUN	D	Los Angeles	28,905	103,159	708,748
32	6/03	MON	N	Houston	11,826		720,574
33	6/04	TUE	N	Houston	12,245		732,819
34	6/05	WED	N	Houston	13,653		746,472
35	6/06	THU	D	Houston	20,267	57,991	766,739
36	6/17	MON	N	Kansas City	14,469		781,208
37	6/18	TUE	N	Kansas City	12,854		794,062
38	6/19	WED	D	Kansas City	16,296	43,619	810,358
39	6/20	THU	N	Baltimore	15,217		825,575
40	6/21	FRI	N	Baltimore	23,293		848,868
41	6/22	SAT	D	Baltimore	27,484		876,352
42	6/23	SUN	D	Baltimore	22,837	88,831	899,189
43	7/02	TUE	N	St. Louis	20,173		919,362
44	7/03	WED	N	St. Louis	31,876		951,238
45	7/04	THU	D	St. Louis	26,673	78,722	977,911
46	7/05	FRI	N	Oakland	19,736		997,647
47	7/06	SAT	N	Oakland	24,305		1,021,952
48	7/07	SUN	D	Oakland	25,830	69,871	1,047,782
49	7/19	FRI	N	Los Angeles	19,994		1,067,776
50	7/20	SAT	N	Los Angeles	30,941		1,098,717
51	7/21	SUN	D	Los Angeles	25,984	76,919	1,124,701
52	7/22	MON	N	Texas	16,110		1,140,811
53	7/23	TUE	N	Texas	15,536		1,156,347
54	7/24	WED	D	Texas	28,145	59,791	1,184,492
55	7/25	THU	N	Detroit	18,536		1,203,028
56	7/26	FRI	N	Detroit	26,664		1,229,692
57	7/27	SAT	D	Detroit	27,156		1,256,848
58	7/28	SUN	D	Detroit	20,045	92,401	1,276,893
59	8/06	TUE	N	San Diego	24,014		1,300,907
60	8/07	WED	D	San Diego	20,157	44,171	1,321,064
61	8/09	FRI	N	Tampa Bay	26,774		1,347,838
62	8/10	SAT	N	Tampa Bay	33,895		1,381,733
63	8/11	SUN	D	Tampa Bay	24,245	84,914	1,405,978
64	8/23	FRI	N	Toronto	34,707		1,440,685
65	8/24	SAT	N	Toronto	34,590		1,475,275
66	8/25	SUN	D	Toronto	29,345	98,642	1,504,620
67	8/26	MON	N	New York	23,030		1,527,650
68	8/27	TUE	N	New York	23,131		1,550,781
69	8/28	WED	D	New York	32,026	78,187	1,582,807
70	9/10	TUE	N	Cincinnati	12,232		1,595,039
71	9/11	WED	N	Cincinnati	10,147		1,605,186
72	9/12	THU	N	Cincinnati	15,564	37,943	1,620,750
73	9/13	FRI	N	Chicago AL	17,371		1,638,121
74	9/14	SAT	N	Chicago AL	26,060		1,664,181
75	9/15	SUN	D	Chicago AL	17,105	60,536	1,681,286
76	9/24	TUE	N	Houston	11,262		1,692,548
77	9/25	WED	N	Houston	10,921	22,183	1,703,469
78	9/26	THU	N	Oakland	20,907		1,724,376
79	9/27	FRI	N	Oakland	24,198		1,748,574
80	9/28	SAT	N	Oakland	26,470		1,775,044
81	9/29	SUN	D	Oakland	16,819	88,394	1,791,863

* Sellouts (1)



MARCH/APRIL REVIEW

MARCH/APRIL RECAP

Overall	18-14
Home	7-10
Road	11-4
Day	5-6
Night	13-8
1-Run	8-5
X-Inn	3-0
vs. AL West	9-6
vs. AL Central	6-4
vs. AL East	3-1
Interleague	0-3

AL WEST STANDINGS

Team	W	L	GB
HOU	18	12	--
SEA	18	14	1.0
TEX	14	14	3.0
OAK	14	18	5.0
LAA	13	17	5.0

DAYS BY PLACE IN AL WEST

1st	29
2nd	4
3rd	0
4th	0
5th	0

BATTING LEADERS

Games	Healy - 32
Batting Average	Vogelbach - .310
Hits	Santana - 38
Runs	Haniger - 28
2B	Healy - 13
3B	Smith - 2
HR	Bruce - 9
RBI	Santana - 30
BB	Vogelbach - 20
SO	Santana - 38
OBP	Vogelbach - .462
SLG	Vogelbach - .732
OPS	Vogelbach - .949
XBH	Haniger - 29
SB	Gordon / Smith - 8
CS	Beckham - 2
TB	Haniger - 64
Multi-Hit	Santana - 11

PITCHING LEADERS

W (starter)	Gonzales - 5
W (reliever)	Elias - 2
L (starter)	Leake - 3
L (reliever)	Brennan - 2
Saves	Elias - 4
GS	Gonzales / Kikuchi - 7
G	Brennan / Gearrin - 15
IP	Gonzales - 45.0
CG	None
BB	Rosscup - 11
SO	Gonzales - 34
ERA (starter)	Gonzales - 2.80
ERA (reliever)	Sadzeck - 1.59
Quality Starts	Gonzales - 5

BEST MARCH/APRIL RECORDS

20-5 (.800)	2001
18-8 (.692)	2002
17-10 (.630)	2003
16-10 (.615)	1996
16-11 (.593)	1997
16-11 (.593)	2018
13-9 (.591)	2009
13-10 (.565)	2010
13-10 (.565)	2016
Other .500+ March/April: 1980 (11-10), 1984 (12-11), 1987 (12-11), 1993 (11-11), 2005 (12-12), 2007 (10-10), 2019 (18-14)	

MARCH/APRIL REVIEW (18-14)

TEAM NOTES...the Mariners went 18-14 (.563) in March/April...it equaled the 2nd most wins in March/April in club history (also: 2002, 18-8)...both records trail only the 2001 Mariners (20-5) for the most wins in club history during the opening period of the season...the club's performance in March/April marked the 17th time in club history to finish April with at least a .500 record or better...The 13 wins in April rank T7th-most in club history (also: 2009, 2000, 2016 and 2011).

ODDS AND ENDS

- **Showingmo – Domingo Santana** tied Ken Griffey Jr.'s record for most RBI in March/April in club history with 30, set previously in 1997.
- **Welcome to the Show** – 6 Mariners made their Major League debuts during March/April: **Dylan Moore** (3/20 at OAK), **Yusei Kikuchi** (3/21 at OAK), **Brandon Brennan** (3/21 at OAK), **Braden Bishop** (3/21 at OAK), **Erik Swanson** (4/11 at KC) and **Ruben Alaniz** (4/21 vs. HOU).
- **Double Trouble** – **Ryon Healy** hit 13 doubles during March/April, most in MLB...joined Edgar Martinez (1996) as the only players in club history to record 13 doubles before May...18 of Healy's first 27 hits went for extra bases.
- **Not-So-Tiny Tim** – across his first 10 games of the season, **Tim Beckham** hit .410 (16x39) 11th 11 R, 5 2B, 4 HR, 11 RBI and 5 BB...was the 6th Mariners player with 3-plus home runs in the club's first 3 games of the season...named AL Player of the week on April 1.
- **Noble Narváez** – **Omar Narváez** led American League catchers with 24 hits and ranked T-12th in the AL with 20 runs scored.

HISTORIC STARTS...the Mariners got off to the best start in franchise history at 13-2; joined the 2018 Red Sox as the only teams in the AL to start 13-2 since 1988...Seattle played its earliest season opener in club history on March 20 against Oakland in Japan (previous: 3/28/12 at OAK in Japan)...**Marco Gonzales** became the first southpaw to start on Opening Day for the Mariners since Erik Bedard in 2008 (3/31 vs. TEX)...the Mariners and Athletics both played 6 games in the month of March, the most in MLB history...the Mariners scored at least 6 runs in 12 of their first 14 games of the season, becoming the only team in the modern era (1900-c) to do so...Seattle starters made 16 consecutive starts without taking a loss to open the season, the longest such streak in club history (previous: 14, 2001)...the Mariners started 11-2 on the road, tying the best road start in club history through 13 games.

HOMER HAPPY...the Mariners homered in each of their first 20 games, setting a Major League record for consecutive games with a home run to begin a season (previous: 14, 2002 Cleveland Indians)...the Mariners streak of 20 consecutive games with a home run, accomplished March 20 – April 16, marked the 2nd-longest streak at any point in single-season club history (23, June 20 – July 19, 2013)...the Mariners became the 10th American League team since 1908 to homer in at least 20 consecutive games at any point in a single season and the first since the 2016 Boston Red Sox (22, April 29 – May 22, 2016); the 2019 Yankees have since homered in 31 straight games (5/26 – 6/30)...the Mariners hit 32 home runs in their first 12 games of the season, a Major League record for a club's first 12 games of a season...the Mariners hit 60 home runs in March/April, most in single-season Major League history in March/April.

NEW FACES...16 of the 25 players on the Mariners active roster at the end of April were new to the organization since the end of the 2018 season: **Tim Beckham, Brandon Brennan, Jay Bruce, Edwin Encarnación, Cory Gearrin, Yusei Kikuchi, Dylan Moore, Tom Murphy, Omar Narváez, Zac Rosscup, Connor Sadzeck, Domingo Santana, Mallex Smith, Erik Swanson, Anthony Swarzak** and **Mike Wright**.

WHAT A RELIEF...in his first 14 relief appearances, **Brandon Brennan** went 1-1 with a 1.06 ERA (2 ER, 17.0 IP)...limited opponents to a .172 (10x58) average while walking 6 and striking out 19...among rookie relievers, Brennan was 2nd in the Major Leagues in ERA (1.06), T2nd in appearances (14), 4th in strikeouts (19) and 6th in opponents average (.172).

MARC-OH YEAH...in 7 starts in March/April, **Marco Gonzales** was 5-0 with a 2.80 ERA (14 ER, 45.0 IP) with 34 strikeouts and 9 walks and was one of 3 pitchers in the American League with 5 wins as of May 1st...was the first pitcher in Mariners history to tally 5 wins before May...was the first pitcher in MLB history to earn 2 wins in March...established a career-high winning streak of 6 straight games, dating back to Sept. 22, 2018...at the conclusion of April ranked T2nd in innings pitched (45.0), 3rd in walks-per-nine-innings (1.80), T3rd in quality starts (5) and 10th in ERA (2.80).

LEADERS ACROSS THE BOARD...at the end of April, the Mariners ranked near or at the top of many offensive categories in MLB...he club was 1st in runs scored (184), home runs (59), RBI (182), extra-base hits (121), total bases (515), pitches/PA (4.12), times on base (416) and 2nd in runs/game (5.94), hits (272), walks (129), slugging percentage (.478) and stolen bases (25)...ranked 3rd in doubles (58) and OPS (.815)...the Mariners also had a few hitters lead the American League in 3 different categories...**Mitch Haniger** ranked 1st in runs (28), **Ryon Healy** ranked 1st in doubles (13), **Domingo Santana** ranked 1st in RBI and T1st in game-winning RBI...several Mariners were among league leaders in different categories...**Domingo Santana** ranked T4th in hits (38), **Mitch Haniger** ranked T3rd in doubles, **Daniel Vogelbach** ranked T5th in walks (20), **Edwin Encarnación** ranked 6th in walks (19), **Dee Gordon** ranked T9th in batting (.306), **Tim Beckham** ranked T11th in slugging (.527) and **Dee Gordon** and **Mallex Smith** each ranked T3rd with 8 stolen bases...the Mariners were the only team in the American League to have three players with at least

MARCH/APRIL REVIEW



MARCH/APRIL REVIEW (18-14)

PLAYER	AVG	G	AB	R	H	TB	2B	3B	HR	RBI	SH	SF	HP	BB	IBB	SO	SB	CS	GI			PINCH HIT			
																			DP	E	SLG	OBP	AB	H	HR
Beckham, T	.282	30	110	19	31	58	9	0	6	19	0	0	1	11	0	37	1	2	2	11	.527	.352	0	0	0
+Bishop, B	.000	2	4	0	0	0	0	0	0	0	0	0	0	0	0	2	0	0	0	0	.000	.000	0	0	0
Bruce, J	.187	26	91	15	17	48	4	0	9	17	0	1	1	10	0	33	0	0	0	2	.527	.272	1	1	0
Encarnación, E	.238	28	101	21	24	49	1	0	8	20	0	1	4	19	0	24	0	1	1	0	.485	.376	1	0	0
Freitas, D	.000	1	2	1	0	0	0	0	0	1	0	1	0	1	0	0	0	0	0	0	.000	.250	0	0	0
Gordon, D	.306	30	108	12	33	44	3	1	2	17	2	3	0	6	0	18	8	1	1	2	.407	.333	1	0	0
Haniger, M	.244	30	123	28	30	64	11	1	7	19	0	2	4	13	0	37	3	0	1	1	.520	.331	0	0	0
Healy, R	.233	32	116	20	27	55	13	0	5	21	0	2	1	11	0	26	0	0	1	5	.474	.300	0	0	0
+Moore, D	.200	21	35	4	7	11	1	0	1	3	0	0	2	3	0	15	1	0	2	3	.314	.300	0	0	0
Murphy, T	.370	8	27	3	10	19	3	0	2	4	0	0	0	3	0	11	0	0	0	1	.704	.433	0	0	0
Narváez, O	.291	26	86	20	25	42	2	0	5	13	0	1	1	13	0	20	0	0	0	3	.488	.386	1	1	0
Santana, D	.292	31	130	16	38	63	7	0	6	30	0	1	0	14	0	38	4	0	5	5	.485	.359	1	0	0
Smith, M	.165	27	97	15	16	24	1	2	1	5	0	1	1	11	0	33	8	1	0	2	.247	.255	1	0	0
Suzuki, I	.000	2	5	0	0	0	0	0	0	0	0	0	0	1	0	1	0	0	0	0	.000	.167	0	0	0
Vogelbach, D	.310	25	71	15	22	52	6	0	8	16	0	1	1	20	0	20	0	0	1	0	.732	.462	2	0	0
Hernández, F	.000	6	2	0	0	0	0	0	0	0	0	0	0	0	0	1	0	0	0	0	.000	.000	0	0	0
+Swanson, E	.000	4	2	0	0	0	0	0	0	0	0	0	0	0	0	1	0	0	0	0	.000	.000	0	0	0
PITCHERS	.000	32	4	0	0	0	0	0	0	0	0	0	0	0	0	2	0	0	0	2	.000	.000	0	0	0
SEATTLE	.252	32	1110	189	280	529	61	4	60	185	2	14	16	136	0	317	25	5	14	37	.477	.339	8	2	0
OPPONENT	.265	32	1161	176	308	534	70	3	50	165	2	6	12	100	5	264	20	5	28	15	.460	.328	21	7	2
DH	.277	32	101	21	28	61	6	0	9	19	0	1	2	28	0	24	1	0	2	0	.604	.439	1	1	0

PITCHER	R/L	W	L	ERA	G	GS	CG	GF	SHO	SV	IP	H	R	ER	HR	HB	BB	IBB	SO	WP	BK	OPP
+Alaniz, R	R	0	0	20.25	4	0	0	1	0	0	4.0	11	10	9	3	0	3	0	6	0	0	.500
Altavilla, D	R	0	0	0.00	1	0	0	0	0	0	.1	1	0	0	0	0	1	0	0	1	0	.500
Armstrong, S	R	0	1	14.73	4	0	0	1	0	0	3.2	8	6	6	1	1	3	1	3	0	0	.444
Bradford, C	R	0	0	3.86	8	0	0	0	1	0	9.1	10	4	4	2	0	2	0	6	1	0	.278
+Brennan, B	R	1	2	1.96	15	0	0	2	0	0	18.1	12	5	4	2	0	6	1	21	4	0	.188
Elias, R	L	2	0	2.16	14	0	0	7	0	4	16.2	12	7	4	0	0	6	1	14	0	1	.185
+Festa, M	R	0	0	6.43	6	0	0	0	0	0	7.0	8	5	5	1	0	5	0	4	0	0	.286
Gearrin, C	R	0	1	4.85	15	0	0	2	0	0	13.0	8	7	7	1	3	10	0	17	1	0	.178
Gonzales, M	L	5	0	2.80	7	7	0	0	0	0	45.0	45	17	14	3	0	9	0	34	0	1	.260
Hernández, F	R	1	2	4.31	6	6	0	0	0	0	31.1	36	17	15	5	4	4	0	29	3	0	.286
+Kikuchi, Y	L	1	1	4.54	7	7	0	0	0	0	33.2	35	21	17	5	0	8	0	25	1	0	.265
Leake, M	R	2	3	4.98	6	6	0	0	0	0	34.1	45	23	19	10	2	7	0	29	2	0	.306
LeBlanc, W	L	2	0	4.50	3	3	0	0	0	0	16.0	21	10	8	2	0	5	0	12	0	0	.296
+Moore, D	R	0	0	36.00	1	0	0	1	0	0	1.0	5	4	4	0	0	2	0	0	0	0	.625
Rosscup, Z	L	2	0	1.93	14	0	0	0	0	0	9.1	7	5	2	1	0	11	1	15	1	0	.200
Rumbelow, N	R	0	0	27.00	3	0	0	1	0	1	1.1	3	4	4	2	0	1	0	2	1	0	.375
+Sadzeck, C	R	0	0	1.59	9	0	0	5	0	1	11.1	4	2	2	1	0	4	0	13	2	0	.100
+Sheffield, J	L	0	0	6.00	1	0	0	0	0	0	3.0	2	2	2	1	0	4	0	3	0	0	.200
Strickland, H	R	0	1	11.57	3	0	0	2	0	2	2.1	2	3	3	1	1	0	0	3	0	0	.222
+Swanson, E	R	0	3	6.62	4	3	0	0	0	0	17.2	23	17	13	5	0	2	0	14	0	0	.299
Swarzak, A	R	2	0	2.89	10	0	0	6	0	3	9.1	7	6	3	4	0	5	1	11	1	0	.194
Wright, M	R	0	1	8.80	11	0	0	4	0	1	15.1	23	15	15	5	2	9	0	17	2	0	.348
SEATTLE		18	14	4.50	32	32	0	32	0	12	290.0	308	176	145	50	12	100	5	264	19	2	.265
OPPONENTS		14	18	5.58	32	32	0	32	2	12	287.1	280	189	178	60	16	136	0	317	18	1	.252

G	D	D/N	OPP	W / L	SCORE	WINNER/LOSER/SAVE	REC.	POS	GA/GB	CLUBS	TIME	ATT
1	3/20	N	@OAK	W	9-7	Gonzales (1-0)/Fiers/Strickland (1)	1-0	1st	+0.5	HOU/LAA/TEX	3:24	45,787
2	3/21	N	@OAK	W	5-4 (12)	Rosscup (1-0)/Buchter/Strickland (2)	2-0	1st	+1.0	HOU/LAA/TEX	4:27	46,451
3	3/28	D	BOS	W	12-4	Gonzales (2-0)/Sale	3-0	T1st	--	HOU/OAK/TEX	3:34	45,601
4	3/29	N	BOS	L	6-7	Johnson/Strickland (0-1)/Barnes	3-1	1st	+1.0	HOU/LAA/OAK	3:20	29,002
5	3/30	N	BOS	W	6-5	Leake (1-0)/Rodriguez/Rumbelow (1)	4-1	1st	+1.5	TEX/OAK/HOU	3:10	34,928
6	3/31	D	BOS	W	10-8	LeBlanc (1-0)/Porcello/Bradford (1)	5-1	1st	+1.5	TEX/OAK/HOU	3:39	33,391
March (5-1)							Batting: .270 (58x215), 15 HR	Pitching: 5-1, 4 SV, 4.11 ERA (26 ER, 57.0 IP)				
7	4/1	N	LAA	W	6-3	Hernández (1-0)/Stratton/Elías (1)	6-1	1st	+2.0	OAK/TEX/HOU	3:20	14,463
8	4/2	N	LAA	W	2-1	Gonzales (3-0)/Garcia/Swarzak (1)	7-1	1st	+2.0	TEX/OAK/HOU	2:16	13,567
	4/3	OFF DAY						1st	+2.0	TEX		
	4/4	@CWS				PPD - Inclement Weather. Rescheduled for May 5.		1st	+1.5	TEX	---	---
9	4/5	D	@CWS	L	8-10	Burr/Gearrin (0-1)/Colomé	7-2	1st	+1.5	TEX	3:36	32,723
10	4/6	D	@CWS	W	9-2	Leake (2-0)/Giolito	8-2	1st	+2.5	TEX	3:31	31,286
11	4/7	D	@CWS	W	12-5	LeBlanc (2-0)/Nova	9-2	1st	+3.5	TEX	3:49	12,509
12	4/8	N	@KC	W	13-5	Elías (1-0)/Bailey	10-2	1st	+3.5	HOU	3:17	10,259
13	4/9	N	@KC	W	6-3	Gonzales (4-0)/Junis/Swarzak (2)	11-2	1st	+3.5	HOU	3:17	10,366
14	4/10	N	@KC	W	6-5	Swarzak (1-0)/Boxberger/Elías (2)	12-2	1st	+3.5	HOU	3:17	12,775
15	4/11	D	@KC	W	7-6 (10)	Brennan (1-0)/Sparkman/Sadzeck (1)	13-2	1st	+4.0	HOU	3:27	10,231
16	4/12	N	HOU	L								



MAY REVIEW

MAY RECAP

Overall	7-21
Home	5-7
Road	2-14
Day	2-8
Night	5-13
1-Run	3-6
X-Inn	1-0
vs. AL West	4-9
vs. AL Central	2-5
vs. AL East	1-6
Interleague	0-1

AL WEST STANDINGS

Team	W	L	GB
HOU	39	20	--
TEX	29	27	8.5
OAK	29	29	9.5
LAA	28	30	10.5
SEA	25	36	15.0

DAYS BY PLACE IN AL WEST

1st.....	0
2nd.....	13
3rd.....	3
4th.....	1
5th.....	14

BATTING LEADERS

Games	Haniger - 27
Batting Average	Narváez - .282
Hits	Encarnación - 23
Runs	Vogelbach - 17
2B	Bruce - 7
3B	Santana / Smith - 1
HR	Haniger / Vogelbach - 7
RBI	Vogelbach - 16
BB	Haniger - 14
SO	Haniger - 35
OBP	Encarnación - .324
SLG	Bruce - .541
OPS	Encarnación - .772
XBH	Bruce - 12
SB	Smith - 6
CS	Moore - 2
TB	Haniger - 45
Multi-Hit	Narváez - 7

PITCHING LEADERS

W (starter)	Kikuchi / Leake - 2
W (reliever)	Brennan - 1
L (starter)	Gonzales - 5
L (reliever)	Swarzak - 2
Saves	Bass / Elias - 1
GS	Gonzales / Kikuchi / Leake - 6
G	Sadzeck / Gearrin - 10
IP	Leake - 38.1
CG	None
BB	Gonzales - 10
SO	Kikuchi - 25
ERA (starter)	Kikuchi - 4.32
ERA (reliever)	Gearrin - 1.17
Quality Starts	Kikuchi / Leake - 4

BEST MAY RECORDS

20-5 (.800)	2001
18-8 (.692)	2002
17-10 (.630)	2003
16-10 (.615)	1996
16-11 (.593)	1997
16-11 (.593)	2018
13-9 (.591)	2009
13-10 (.565)	2010
13-10 (.565)	2016
Other .500+ March/April: 1980 (11-10), 1984 (12-11), 1987 (12-11), 1993 (11-11), 2005 (12-12), 2007 (10-10), 2019 (18-14)	

MAY REVIEW (7-21)

TEAM NOTES...the Mariners went 7-21 (.250) in May...tied with Toronto for the worst record in the Majors this May...marked the Mariners worst record in May in club history...won back-to-back games once in the month of May: May 13-14...had losing streaks of 4 games and 6 games...went 2-14 on the road, 5-7 at home...finished May with a record of 25-35, 14.0 games behind Houston.

ODDS AND ENDS

- **In the Standings** – entered the month with a record of 18-14 (.563), 2nd in the AL West and 1.0 game back of Houston...ended the month with a record of 25-35 (.417), 5th in the AL West and 14.0 games back of Houston.
- **Shot Heard Round the Sound** – on May 27 vs. Texas, **Daniel Vogelbach** hit a mammoth 2-run home run into the 3rd deck in right field off Jose Leclerc in the 7th inning ...is believed to be only the 3rd player in T-Mobile Park history (1999-c) to hit an upper deck home run to right field during a game (also: Mo Vaughn, 9/24/99 off Gil Meche and Carlos Delgado, 8/7/01 off Arthur Rhodes).
- **Gearrin Up** – in 10 appearances in the month of May, **Cory Gearrin** recorded 2 holds while posting a 1.17 ERA (1 ER, 7.2 IP) with 10 strikeouts and 3 walks.
- **Debuts** – three Mariners made their respective Major League debuts in the month of May...**Shed Long** made his Major League debut on May 12 at Boston, going 0-for-3 with a walk...**Parker Markel** made his Major League debut on May 12 at Boston, allowing 2 runs in 1.0 inning pitched...**David McKay** made his Major League debut on May 20 at Texas, tossing 1.0 scoreless inning in relief.
- **Homer Happy** – **Daniel Vogelbach** homered in 3 consecutive games from May 13-16...homered in 5 of 6 games from May 13-20.
- **Milestone** – **Dee Gordon** scored his 500th career run on May 17 vs. Minnesota.
- **From the Training Room** – the Mariners placed five players on the Injured List in May: **Dylan Moore** (right wrist contusion, reinstated on May 20), **Félix Hernández** (right shoulder stiffness, currently on IL), **Dee Gordon** (right wrist contusion, reinstated on June 10), **Ryon Healy** (lower back stiffness, currently on IL) and **J.P. Crawford** (left ankle sprain, reinstated on June 13).

TALE OF THE TAPE...averaged 4.07 runs-per-game (114 R, 28 G), which ranked 26th in the Majors...posted a 6.03 ERA (161 ER, 240.1 IP), which was the 2nd-highest in the Majors (Pittsburgh, 6.19)...registered a .973 fielding percentage, which was 2nd-lowest in the Majors (San Francisco, .972).

STRIKEOUT KING...on May 11 at Boston, **Félix Hernández** recorded his 2,500th career strikeout, becoming the 36th pitcher in Major League history to reach that milestone...at 33 years, 33 days of age, was the 6th-youngest pitcher in Major League history to reach 2,500 strikeouts...he was behind only Nolan Ryan (31.101), Walter Johnson (31.197), Pedro Martinez (32.221), Tom Seaver (32.287) and Bert Blyleven (33.000)... Hernández also became 1 of 12 pitchers in Major League history to record at least 2,500 strikeouts with one club...joins Walter Johnson-WAS (3,515), Bob Gibson-STL (3,117), Steve Carlton-PHI (3,031), John Smoltz-ATL (3,011), Phil Niekro-ATL (2,912), Don Sutton-LAD (2,696), Mickey Lolich-DET (2,679), Roger Clemens-BOS (2,590), Bob Feller-CLE (2,583), Tom Seaver-NYM (2,541) and Christy Mathewson-NYG (2,504).

OFF TO THE RACES...on May 27 vs. Texas, **Mallex Smith** equaled the club record for stolen bases in a game with 4...became the 7th Mariner to accomplish to record 4 steals in a game (done 8x, last: Jean Segura, 5/15/2018 vs. TEX)...in the 8th inning, drew a walk and stole 2nd base, 3rd base and home, becoming the first Mariner to steal home since Dustin Ackley (5/20/12 at COL).

TEERING OFF...the Mariners hit 43 home runs in the month of May, tied for 6th-most in the American League/8th-most in the Majors (also: Texas)...the 43 home runs were 6th-most in club history for the month of May...five Mariners hit at least 5 home runs apiece in May: **Mitch Haniger** (7), **Daniel Vogelbach** (7), **Tim Beckham** (5), Jay Bruce (5) and Edwin Encarnación (5)...Haniger and Vogelbach ranked T10th in the American League (also: 10 others) in home runs for May.

TROUBLE AT THE START...Mariners starters went 6-17 with a 6.22 ERA (99 ER, 143.1 IP) in 28 starts in the month of May...recorded 104 strikeouts, issued 38 walks and allowed 36 home runs...allowed a .285 (164x575) average against...made 11 quality starts...among all teams' starting pitchers for the month of May, the Mariners 6.22 starter ERA was 5th-highest, trailing San Francisco (7.32), Colorado (6.68), Pittsburgh (6.57) and Toronto (6.50)...the Mariners led all starting staffs with 36 home runs allowed in May...Mariners starters allowed 4 or more runs in 14 of their 28 outings...Mariners starting pitchers did not complete 6.0 innings in 16 of their 28 starts.

LIVING BY THE LONG BALL...Mariners hitters were held to 1 or fewer home runs in 15 of the club's 28 games in the month of May; Seattle went 1-14 in those 15 games with 1 or fewer homers...when Mariners hitters belted at least 2 home runs in May, the club went 6-7.

MILESTONE...**Jay Bruce** hit his 300th career home run on May 31 vs. Los Angeles-AL...became the 9th player to hit his 300th career home run as a Mariner, joining Willie Horton (1979), Ken Griffey Jr. (1998), Jay Buhner (2000), Edgar Martinez (2004), Richie Sexson (2008), Raúl Ibañez (2013), Nelson Cruz (2017) and Robinson Canó (2017)...became the 8th active player with at least 300 career doubles and 300 career home runs, joining Ryan Bruan, Miguel Cabrera, Canó, Cruz, Edwin Encarnación, Curtis Granderson and Albert Pujols.

MAY REVIEW



MAY REVIEW (7-21)

PLAYER	AVG	G	AB	R	H	TB	2B	3B	HR	RBI	SH	SF	HP	BB	IBB	SO	SB	CS	GI DP	E	SLG	OBP	PINCH		HIT		RBI
																							AB	H	HR	RBI	
Beckham, T	.209	20	67	5	14	33	4	0	5	13	0	0	0	1	0	20	0	1	2	2	.493	.221	0	0	0	0	
+Bishop, B	.125	6	16	1	2	2	0	0	0	0	0	0	0	0	0	5	0	0	0	0	.125	.125	0	0	0	0	
Bruce, J	.243	21	74	12	18	40	7	0	5	11	0	1	0	6	0	20	1	0	1	2	.541	.296	1	0	0	0	
Crawford, J	.279	17	61	7	17	26	6	0	1	5	0	0	0	6	0	20	0	1	0	2	.426	.343	0	0	0	0	
Encarnación, E	.240	26	96	15	23	43	5	0	5	14	0	2	0	13	0	21	0	0	2	2	.448	.324	0	0	0	0	
Gordon, D	.231	15	52	4	12	15	0	0	1	2	0	0	1	1	0	7	4	1	1	1	.288	.259	0	0	0	0	
RIGHT	.000	0	0	0	0	0	0	0	0	0	0	0	0	0	0	0	0	0	0	0	.000	.000	0	0	0	0	
LEFT	.231	52	12	15	0	1	2	0	0	1	1	0	7	1	0	7	1	1	1	0	.288	.259	0	0	0	0	
Haniger, M	.214	27	103	15	22	45	2	0	7	12	0	0	0	14	1	35	1	0	2	0	.437	.308	0	0	0	0	
Healy, R	.245	15	53	4	13	22	3	0	2	5	0	2	0	2	0	14	0	0	0	4	.415	.263	0	0	0	0	
+Long, S	.222	11	36	3	8	13	5	0	1	0	0	0	0	6	0	10	1	1	1	0	.361	.333	0	0	0	0	
+Moore, D	.250	10	20	3	5	10	2	0	1	3	0	0	1	2	0	9	1	2	1	0	.500	.348	0	0	0	0	
Murphy, T	.250	11	36	3	9	13	1	0	1	2	0	0	0	0	0	16	0	0	0	0	.361	.250	1	1	0	0	
Narváez, O	.282	21	71	6	20	31	2	0	3	7	0	0	0	5	0	15	0	0	0	2	.437	.329	2	0	0	0	
Santana, D	.237	25	93	11	22	42	6	1	4	12	0	0	2	6	0	34	1	1	1	4	.452	.297	1	0	0	0	
Seager, K	.214	7	28	3	6	7	1	0	0	1	0	0	1	1	0	6	0	0	1	0	.250	.267	0	0	0	0	
Smith, M	.250	12	44	5	11	17	1	1	1	6	0	0	0	4	0	12	6	0	0	1	.386	.313	0	0	0	0	
Vogelbach, J	.187	26	91	17	17	39	1	0	7	16	0	0	0	13	0	25	0	0	1	0	.429	.288	1	0	0	0	
SEATTLE	.233	28	941	114	219	398	46	2	43	112	0	5	5	80	1	269	15	7	13	27	.423	.295	6	1	0	0	
OPPONENT	.281	28	961	185	270	488	58	2	52	172	1	11	8	92	3	213	13	5	21	13	.508	.345	8	4	0	3	
DH	.218	28	101	20	22	48	5	0	7	19	0	1	0	15	0	28	1	0	1	0	.475	.316	0	0	0	0	

PITCHER	R/L	W	L	ERA	G	GS	CG	GF	SHO	SV	IP	H	R	ER	HR	HB	BB	IBB	SO	WP	BK	OPP	AVG
+Adams, A	R	0	0	3.24	7	0	0	0	0	0	8.1	4	3	3	1	0	4	0	14	0	0	0	.138
Altavilla, D	R	0	0	81.00	1	0	0	0	0	0	.1	1	3	3	0	0	4	0	0	0	0	0	.500
Bass, A	R	0	1	1.42	5	0	0	4	0	1	6.1	4	1	1	0	0	0	0	6	0	0	0	.182
Biddle, J	L	0	0	0.00	4	0	0	0	0	0	2.1	4	2	0	0	0	2	0	3	1	0	0	.364
Bradford, C	R	0	0	6.23	2	0	0	1	0	0	4.1	4	3	3	2	0	1	0	4	0	0	0	.250
+Brennan, B	R	1	0	4.63	9	0	0	3	0	0	11.2	7	6	6	2	0	7	2	11	1	0	0	.175
Eliás, R	L	0	0	6.97	9	0	0	3	0	1	10.1	13	10	8	2	0	8	0	14	0	0	0	.302
+Festa, M	R	0	0	4.50	1	0	0	1	0	0	2.0	2	1	1	0	0	0	0	2	0	0	0	.250
Garton, R	R	0	0	12.00	2	0	0	0	0	0	3.0	4	4	4	2	0	1	0	1	0	0	0	.308
Garrin, C	R	0	0	1.17	10	0	0	0	0	0	7.2	9	1	1	0	0	3	0	10	1	0	0	.290
Gonzales, M	L	0	5	5.86	6	6	0	0	0	0	27.2	35	27	18	5	3	10	0	18	0	0	0	.313
Hernández, F	R	0	2	15.95	2	2	0	0	0	0	7.1	14	14	13	4	0	4	0	5	0	0	0	.400
+Kikuchi, Y	R	2	2	4.32	6	6	0	0	0	0	33.1	36	19	16	6	2	9	0	25	0	0	0	.277
Leake, M	R	2	3	4.46	6	6	0	0	0	0	38.1	37	21	19	8	0	7	0	22	0	0	0	.252
LeBlanc, W	L	0	2	10.22	3	3	0	0	0	0	12.1	18	14	14	6	0	3	0	11	0	0	0	.333
+Markel, P	R	0	0	14.73	4	0	0	0	0	0	3.2	9	7	6	2	1	3	0	3	0	0	0	.474
+McKay, D	R	0	0	1.80	5	0	0	4	0	0	5.0	4	2	1	0	0	3	0	4	0	0	0	.211
Milone, T	L	1	1	3.38	2	2	0	0	0	0	10.2	7	4	4	1	0	2	0	13	0	0	0	.184
Murphy, T	R	0	0	9.00	2	0	0	2	0	0	2.0	1	2	2	0	0	1	0	2	0	0	0	.200
Rosscup, Z	L	0	0	9.53	7	0	0	1	0	0	5.2	9	7	6	0	0	5	0	7	1	0	0	.346
SEA	0	0	0	5.79	5	0	0	1	0	0	4.2	6	3	3	0	0	3	0	5	1	0	0	.300
+Sadzeck, C	R	0	1	3.75	10	0	0	5	0	0	12.0	12	6	5	2	2	9	1	14	1	0	0	.261
+Swanson, E	R	1	2	9.88	3	3	0	0	0	0	13.2	17	15	15	6	0	3	0	10	0	0	0	.288
Swarzak, A	R	0	2	10.38	5	0	0	1	0	0	4.1	7	5	5	2	0	3	0	6	0	0	0	.350
Wright, M	R	0	0	10.00	6	0	0	3	0	0	9.0	15	12	10	1	0	2	0	10	0	0	0	.357
SEATTLE	7	21	6.03	28	28	0	28	1	2	240.1	270	185	161	52	8	92	3	213	5	0	0	0	.281
OPPONENTS	21	7	4.05	28	28	0	28	1	6	248.2	219	114	112	43	5	80	1	269	3	3	3	3	.233

G	D	D/N	OPP	W / L	SCORE	WINNER/LOSER/SAVE	REC.	POS	GA/GB	CLUBS	TIME	ATT
33	5/1	D	CHC	L	0-11	Lester/Gonzales (5-1)	18-15	2nd	-1.0	HOU	2:41	29,471
	5/2		OFF DAY					2nd	-0.5	HOU		
34	5/3	N	@CLE	L	1-2	Hand/Swarzak (2-1)	18-16	2nd	-1.0	HOU	2:46	16,334
35	5/4	D	@CLE	L	4-5	Olson/Sadzeck (0-1)/Hand	18-17	2nd	-2.0	HOU	2:41	18,420
36	5/5	D	@CLE	W	10-0	Swanson (1-3)/Anderson	19-17	2nd	-2.0	HOU	2:54	19,665
37	5/6	N	@NYY	L	3-7	Sabathia/Hernández (1-3)	19-18	2nd	-3.0	HOU	2:36	37,423
38	5/7	N	@NYY	L	4-5	Harvey/Swarzak (2-2)	19-19	2nd	-3.0	HOU	3:15	36,851
39	5/8	N	@NYY	W	10-1	Kikuchi (2-1)/Loaisiga	20-19	2nd	-3.0	HOU	3:07	38,774
40	5/9	N	@NYY	L	1-3	Happ/Leake (2-4)/Chapman	20-20	2nd	-4.0	HOU	2:54	37,016
41	5/10	N	@BOS	L	1-14	Rodriguez/Swanson (1-4)	20-21	2nd	-5.0	HOU	3:02	33,731
42	5/11	D	@BOS	L	5-9	Porcello/Hernández (1-4)	20-22	3rd	-6.0	HOU	3:15	36,024
43	5/12	D	@BOS	L	2-11	Valazquez/Gonzales (5-2)	20-23	3rd	-7.0	HOU	3:23	33,069
44	5/13	N	OAK	W	6-5	Brennan (2-2)/Soria	21-23	3rd	-7.0	HOU	3:47	12,520
45	5/14	N	OAK	W	4-3	Leake (3-4)/Anderson/Eliás (5)	22-23	2nd	-7.0	HOU	2:37	11,365
	5/15		OFF DAY					2nd	-7.5	HOU		
46	5/16	N	MIN	L	6-11	Pineda/Swanson (1-5)	22-24	2nd	-8.0	HOU	3:03	16,397
47	5/17	N										



JUNE REVIEW

JUNE RECAP

Overall	12-16
Home	5-8
Road	7-8
Day	4-7
Night	8-9
1-Run	0-4
X-Inn	1-3
vs. AL West	5-10
vs. AL Central	2-4
vs. AL East	3-1
Interleague	2-1

AL WEST STANDINGS

Team	W	L	GB
HOU	53	32	--
TEX	46	38	6.5
OAK	46	39	7.0
LAA	42	43	11.0
SEA	37	51	17.5

DAYS BY PLACE IN AL WEST

1st	0
2nd	0
3rd	0
4th	0
5th	30

BATTING LEADERS

Games ..	Santana/Vogelbach/Smith - 28
Batting Average	Crawford - .338
Hits	Smith - 34
Runs	Smith/Santana - 21
2B	Smith - 10
3B	Crawford - 2
HR	Santana/Encarnacion - 8
RBI	Santana - 20
BB	Vogelbach - 23
SO	Santana - 38
OBP	Crawford - .418
SLG	Encarnacion - .818
OPS	Encarnacion - 1.196
XBH	Smith - 14
SB	Smith - 7
CS	Moore/Santana - 2
TB	Santana - 62
Multi-Hit	Santana - 9

PITCHING LEADERS

W (starter)	Gonzales - 4
W (reliever)	LeBlanc - 3
L (starter)	Gonzales/Kikuchi - 2
L (reliever)	Brennan - 4
Save	Elias - 5
GS	Gonzales - 6
G	Adams - 12
IP	Leake - 34.1
CG	Leake - 1
BB	Kikuchi - 15
SO	Milone - 27
ERA (starter)	Leake - 4.46
ERA (reliever)	Adams - 2.08
Quality Starts	Leake - 3

BEST JUNE RECORDS

20-7 (.741)	1997
19-8 (.704)	2000
18-8 (.692)	2006
19-9 (.679)	2018
18-9 (.667)	2007 & 2001
18-10 (.643)	2014
17-10 (.630)	2003
17-11 (.607)	2002
15-10 (.600)	2009 & 1982
Other .500+ June: 1985 (16-11), 1990 & 1979 (16-12), 2017 (15-12), 1996 (14-12), 2010 & 1991 (14-13)	

JUNE REVIEW (12-16)

TEAM NOTES...the Mariners went 12-16 (.429) in June, opening and closing the month with a pair of 4-game losing streaks...went 12-8 from June 6-26, winning 3 consecutive games from June 19-21... marked the first time the Mariners had won back-to-back games since May 13-14, and the first time they had won 3 consecutive games since April 18-20... finished June with a 37-51 record, 17.5 games behind the first place Houston Astros.

ODDS AND ENDS

- **Four-By-Four – J.P. Crawford** recorded the first 4-hit game of his career on June 23 vs. Baltimore, leading the team to a 13-3 rout of the Orioles...**Crawford** became just the 4th shortsop in franchise history to have 4+ hits and 4+ RBI in a single game, the 6th Mariners shortstop to record a 4-hit game within his first 100 career games.
- **The Show Goes On, and On and On** – the Mariners lost 7-8 in a 14 inning duel with the Astros on June 6...the 14 innings and 5:06 time of game were both season-highs so far this season for the Mariners...marks the 18th 5-hour game in club history (last: 5/5/17 @ TEX, 5:02).
- **No Runs For You – Mike Leake** tossed 11.2 consecutive scoreless innings between June 5-11, the longest scoreless innings streak by a Mariners pitcher this season.
- **RBI Guy – Domingo Santana** tallied 20 RBI in the month of June, ending the month with an American League leading 62 RBI so far this season.
- **He's Back – J.P. Crawford** returned from the IL on June 14 and posted a .413 on-base percentage and a .569 slugging percentage (.983 OPS) over the remainder of the month with 10 runs scored, 5 doubles, 3 triples, 2 home runs, 17 RBI and 9 walks.
- **100 – Mike Leake** picked up his 100th career win on June 16 vs. Oakland.

BOMBS AWAY...Seattle hit 47 home runs in June; that was T3rd most in the AL in June (w/NYY, trailing 51 by MIN & 50 by TOR)...the 47 home runs in June mark the T6th-best single calendar month in franchise history, trailing only: 58, May 1999; 55, August 1997; 50, June 1997; 48, September 1997 & 2017 and tied with 47, May 1996...Seattle had 60 in March/April this year (15 in March and 45 in April).

HE'S A STAR...**Daniel Vogelbach** was named to the American League All-Star Team on June 30... marks the first All-Star selection of his career... among American League leaders through the end of June, **Vogelbach** ranked T8th in home runs (20), 5th in walks (56), 9th in on-base percentage (.379), T7th in RBI ratio (5.4), and 4th in home run ratio (12.9)... at 26 years old, he's the youngest Mariners position player to be named as an All-Star since Jose Lopez (22) in 2006.

BRIGHT FUTURE... **Justin Dunn, Jarred Kelenic** and **Evan White** were named to the American League All-Stars Futures Team on June 28...Seattle was 1 of 5 teams with 3 players on the roster (also: DET, MIA, SD, TB)...marks the 3rd time in the 21-year history of the Futures Game that Seattle's had 3 players named to rosters, joining 2013 (Taijuan Walker, Ji-Man Choi & Brad Miller) and 2004 (**Félix Hernández**, Shin-Soo Choo & Jeremy Reed).

THE OPENER... the Mariners began empolying an "opener" on June 3...in 8 appearances following an "opener" in June, the tandem of **Tommy Milone** and **Wade LeBlanc** has pitched to a 1.86 ERA (10 ER, 48.0 IP) with 38 strikeouts and 7 walks in 8 games.

GONE STREAKING... **Mallek Smith** posted a 13-game hitting streak from June 1-14, batting .300 (18x60) with 9 runs scored, 4 doubles, 2 home runs, 7 RBI, and 3 walks during that span...the streak marks the longest by a Mariners batter this season, and is the longest hitting streak **Smith** has carried in his career (previous: 12 games, June 9-21, 2017, w/TB).

MAGIC 8 BALL...in his first game following an "opener" (June 3 vs. HOU), **Wade LeBlanc** tossed a club record 8.0 innings in relief, allowing only 1 run on 3 hits with 1 walk and 2 strikeouts... in his next outing (June 9 at LAA), **LeBlanc** appeared following an opener again, tallying a season-high 8 strikeouts, one away from tying the club record for most strikeouts recorded in a relief outing, set on June 1, 2017 by Casey Lawrence vs. Colorado (9).

BULLISH ON THE PEN...**Roenis Elias** and **Austin Adams** combined to post a 2.25 ERA (6 ER, 24.0 IP) in 22 appearances out of the bullpen in June...together they struck out 32 batters, while walking only 9 and allowing 13 hits...**Adams** posted a 15.2 K/9 ratio (22 K, 13.0 IP) during June, the 9th-highest K/9 ratio during a month by a reliever in club history (min. 10 IP)... he becomes 1 of 5 Mariners relievers in club history to post a K/9 on 15.0 or higher over the course of a month, joining Edwin Diaz (5x), Steve Cishek, Jeff Nelson and David Aardsma.

TOMMY TIME...**Tommy Milone** posted a 2.81 ERA (10 ER, 32.0 IP) over 6 appearances (2 starts) in June, tallying 27 strikeouts with 7 walks, while holding opponents to a .205 batting average...has posted a 3.67 ERA (71 ER, 174.0 IP) over his career in June, his lowest in any month (next best: July, 3.89)...4 of his 6 appearances in June came following an "opener"...posted a 1.99 ERA (5 ER, 22.2 IP), while holding opponents to a .163 batting average, .181 on-base percentage, and a .338 slugging percentage (.518 OPS) in those 4 games...tallied 15 strikeouts to go with only 2 walks and 13 hits in his 22.2 innings (0.662 WHIP) following an "opener" in June.

JUNE REVIEW



JUNE REVIEW (12-16)

PLAYER	AVG	G	AB	R	H	TB	2B	3B	HR	RBI	SH	SF	HP	BB	IBB	SO	SB	CS	GI		E	SLG	OBP	PINCH HIT		
																			DP	DP				AB	H	HR
Beckham,T	.138	18	58	5	8	15	4	0	1	5	0	0	2	2	0	23	0	0	1	0	.259	.194	2	1	0	1
+Bishop,B	.000	2	4	0	0	0	0	0	0	0	0	0	0	0	0	2	0	0	0	0	.000	.000	0	0	0	0
Crawford,J	.338	16	65	10	22	37	5	2	2	17	0	1	0	9	0	13	1	1	0	5	.569	.413	0	0	0	0
Encarnación,E	.295	22	87	22	17	53	3	0	11	21	0	0	1	15	0	25	0	0	1	0	.609	.320	0	0	0	0
SEA	.250	11	44	12	11	36	1	0	8	15	0	0	0	9	0	10	0	0	0	0	.818	.377	0	0	0	0
Gordon,D	.233	17	60	7	14	20	4	1	0	5	0	1	0	3	0	11	2	0	1	3	.333	.266	0	0	0	0
Haniger,M	.100	6	20	3	2	5	0	0	1	1	0	0	1	3	0	9	0	0	0	0	.250	.250	0	0	0	0
+Long,S	.242	8	33	6	8	13	2	0	1	4	0	0	0	4	0	10	2	0	0	2	.394	.324	0	0	0	0
+Moore,D	.177	25	62	8	11	17	3	0	1	4	1	0	2	7	0	18	4	2	0	2	.274	.282	0	0	0	0
Murphy,T	.224	13	49	6	11	27	1	0	5	12	0	1	1	1	0	15	1	0	0	1	.551	.250	0	0	0	0
Narváez,O	.291	24	79	13	23	35	3	0	3	9	0	1	1	9	0	16	0	0	2	0	.443	.367	5	1	0	0
+Nola,A	.385	11	13	3	5	8	0	0	1	2	0	0	1	1	0	5	0	0	0	0	.615	.467	0	0	0	0
Santana,D	.295	28	112	21	33	62	5	0	8	20	0	1	0	15	0	38	0	2	2	1	.554	.375	0	0	0	0
Seager,K	.219	25	96	13	21	40	4	0	5	14	0	1	0	16	0	26	1	0	1	5	.417	.327	0	0	0	0
Smith,M	.274	28	124	21	34	55	10	1	3	12	1	0	4	7	0	28	7	1	2	1	.444	.333	0	0	0	0
Vogelbach,D	.250	28	96	15	24	43	4	0	5	16	0	1	0	23	1	26	0	0	1	0	.448	.392	1	1	0	3
Williamson,M	.209	20	67	10	14	23	0	0	3	10	0	0	1	9	0	20	0	1	1	1	.343	.312	3	1	1	3
PITCHERS	.000	28	5	0	0	0	0	0	0	2	0	0	2	0	3	0	0	0	2	.000	.286	0	0	0	0	0
SEATTLE	.244	28	987	153	241	436	46	4	47	146	4	7	13	120	1	273	18	7	11	23	.442	.332	11	4	1	7
OPPONENT	.270	28	994	160	268	465	64	5	41	152	4	12	10	98	9	198	13	3	26	21	.468	.338	12	2	0	2
DH	.245	28	98	17	24	50	8	0	6	19	0	0	1	14	0	26	0	0	1	0	.510	.345	3	2	1	6

PITCHER	R/L	W	L	ERA	G	GS	CG	GF	SHO	SV	IP	H	R	ER	HR	HB	BB	IBB	SO	WP	BK	OPP
																						AVG
+Adams,A	R	0	0	2.08	12	2	0	1	0	0	13.0	7	3	3	1	0	6	0	22	1	0	.159
Altavilla,D	R	0	0	3.00	3	0	0	1	0	0	3.0	2	1	1	0	0	1	1	3	1	0	.250
Bass,A	R	1	1	4.76	9	0	0	2	0	0	11.1	9	6	6	3	0	7	1	4	2	0	.231
+Bautista,G	R	0	1	10.29	7	2	0	2	0	0	7.0	8	8	8	2	0	9	0	5	1	0	.286
Biddle,J	L	0	0	12.46	7	0	0	1	0	0	8.2	16	12	12	2	1	5	0	5	3	0	.410
Bradford,C	R	0	0	6.00	2	0	0	0	0	0	3.0	3	2	2	2	0	1	0	1	0	0	.250
+Brennan,B	R	0	4	24.75	6	0	0	0	0	0	4.0	8	11	11	0	0	7	1	3	1	0	.400
+Carasiti,M	R	0	0	0.00	3	2	0	0	0	0	3.0	3	0	0	0	0	1	0	4	1	0	.250
Elías,R	L	0	1	2.45	10	0	0	8	0	5	11.0	6	3	3	2	1	2	0	10	1	0	.158
+Festa,M	R	0	2	3.24	8	0	0	6	0	0	8.1	4	3	3	1	1	4	1	8	1	0	.154
Gearrin,C	R	0	1	7.27	11	1	0	0	0	0	8.2	14	7	7	1	0	3	0	3	0	0	.350
Gonzales,M	L	4	2	5.29	6	6	0	0	0	0	34.0	38	22	20	3	1	12	1	24	0	0	.277
+Kikuchi,Y	L	2	2	7.03	5	5	0	0	0	0	24.1	35	22	19	7	2	15	0	18	1	1	.330
Leake,M	R	3	1	4.46	5	5	1	0	0	0	34.1	38	19	17	5	1	3	1	25	0	0	.277
LeBlanc,W	L	3	0	3.54	5	0	0	1	0	0	28.0	27	11	11	4	1	5	1	24	0	0	.248
Milone,T	L	0	1	2.81	6	2	0	0	0	0	32.0	24	11	10	5	0	7	1	27	0	0	.205
Moore,A	R	0	0	7.71	1	1	0	0	0	0	4.2	6	4	4	2	0	1	0	2	0	0	.316
Murphy,T	R	0	0	0.00	1	0	0	1	0	0	1.0	0	0	0	0	0	0	0	0	0	0	.000
+Sadzeck,C	R	0	0	0.00	1	0	0	0	0	0	.1	2	2	0	0	0	2	0	0	1	0	.500
+Scott,T	R	0	0	9.39	5	2	0	1	0	0	7.2	11	10	8	1	2	6	0	7	0	0	.333
Wright,M	R	0	0	3.60	2	0	0	2	0	0	5.0	7	3	2	0	0	1	1	3	0	0	.304
SEATTLE	12	16	5	24	28	28	1	27	0	5	252.1	268	160	147	41	10	98	9	198	14	1	.270
OPPONENTS	16	12	4	98	28	28	0	28	1	5	255.0	241	153	141	47	13	120	1	273	5	0	.244

G	D	D/N	OPP	W / L	SCORE	WINNER/LOSER/SAVE	REC.	POS	GA/GB	CLUBS	TIME	ATT
61	6/1	D	LAA	L	3-6	Bedrosian/Brennan (2-3)/Robles	25-36	5th	-15.0	HOU	3:16	28,112
62	6/2	D	LAA	L	3-13	Suarez/Gonzalez (5-6)	25-37	5th	-16.0	HOU	3:22	28,905
63	6/3	N	HOU	L	2-4	Valdez/Gearrin (0-2)/Pressly	25-38	5th	-17.0	HOU	2:49	11,826
64	6/4	N	HOU	L	5-11	Guduan/Brennan (2-4)	25-39	5th	-18.0	HOU	3:21	12,245
65	6/5	N	HOU	W	14-1	LEAKE (5-6)/Peacock	26-39	5th	-17.0	HOU	2:49	13,653
66	6/6	D	HOU	L	7-8 (14)	Devenski/Festa (0-1)	26-40	5th	-18.0	HOU	5:06	20,267
67	6/7	N	@LAA	W	6-2	Gonzales (6-6)/Heaney	27-40	5th	-18.0	HOU	3:21	41,945
68	6/8	N	@LAA	L	3-12	Peters/Kikuchi (3-4)	27-41	5th	-18.0	HOU	3:08	40,569
69	6/9	D	@LAA	W	9-3	LeBlanc (3-2)/Suarez	28-41	5th	-18.0	HOU	3:17	41,614
	6/10		OFF DAY					5th	-18.0	HOU		
70	6/11	N	@MIN	L	5-6	Magill/Brennan (2-5)/May	28-42	5th	-19.0	HOU	3:02	23,046
71	6/12	N	@MIN	W	9-6 (10)	Bass (1-1)/Duffey/Elías (6)	29-42	5th	-18.0	HOU	3:50	25,909
72	6/13	D	@MIN	L	5-10	Harper/Brennan (2-6)	29-43	5th	-18.5	HOU	3:49	31,912
73	6/14	N	@OAK	W	9-2	Gonzales (7-6)/Bassitt	30-43	5th	-18.5	HOU	3:00	21,387
74	6/15	N	@OAK	L	2-11	Montas/Bautista (0-1)	30-44	5th	-19.5	HOU	2:58	14,846
75	6/16	D	@OAK	W	6-3	Leake (6-6)/Trivino/Elías (7)	31-44	5th	-18.5	HOU	2:56	30,242
76	6/17	N	KC	L	4-6	Flynn/Bass (1-2)/Kennedy	31-45	5th	-18.5	HOU	3:22	14,469
77	6/18	N	KC	L	0-9	Bailey/Kikuchi (3-5)	31-46	5th	-18.5	HOU	3:06	12,854
78	6/19	D	KC	W	8-2	Gonzales (8-6)/Keller	32-46	5th	-17.5	HOU	2:51	16,296
79	6/20	N	BAL	W	5-2	LeBlanc (4-2)/Bundy/Elías (8)	33-46	5th	-16.5	HOU	3:16	15,217
80	6/21	N	BAL	W	10-9	Leake (7-6)/Gilmartin/Elías (9)	34-46	5th	-15.5	HOU	3:18	23,293
81	6/22	D	BAL	L	4-8	Cashner/Milone (1-2)	34-47	5th	-15.5	HOU	3:05	27,484
82	6/23	D	BAL	W	13-3	Kikuchi (4-5)/Ynoa	3					



JULY REVIEW

JULY RECAP

Overall	10-13
Home	9-7
Road	1-6
Day	3-5
Night	7-8
1-Run	3-1
X-Inn	1-0
vs. AL West	5-11
vs. AL Central	4-0
vs. AL East	0-0
Interleague	1-2

AL WEST STANDINGS

Team	W	L	GB
HOU	69	40	--
OAK	61	48	8.0
LAA	56	54	13.5
TEX	54	54	14.5
SEA	47	64	23.0

DAYS BY PLACE IN AL WEST

1st	0
2nd	0
3rd	0
4th	0
5th	31

BATTING LEADERS

Games	Seager/Smith - 23
Batting Average	Nola - .350
Hits	Smith - 24
Runs	Narváez/Santana - 22
2B	Crawford/Nola - 6
3B	Smith - 2
HR	Narváez/Vogelbach - 5
RBI	Vogelbach - 16
BB	Crawford - 11
SO	Santana - 29
OBP	Nola - .391
SLG	Nola - .633
OPS	Nola - 1.024
XBH	Nola - 10
SB	Smith - 8
CS	Smith - 5
TB	Narváez - 39
Multi-Hit	Nola - 7

PITCHING LEADERS

W (starter)	Gonzales - 3
W (reliever)	Elias - 2
L (starter)	Kikuchi - 2
L (reliever)	Milone - 3
Save	Elias - 4
GS	Leake - 5
G	Elias - 11
IP	LeBlanc - 30.2
CG	Leake - 1
BB	LeBlanc - 9
SO	Leake - 24
ERA (starter)	Leake - 3.30
ERA (reliever)	Bass - 3.38
Quality Starts	Gonzales/Leake - 3

BEST JULY RECORDS

18-9 (.667)	2001
15-10 (.600)	2013
15-11 (.577)	2012
16-12 (.571)	1996 & 2000
14-11 (.560)	1998
15-12 (.556)	1990, 1991 & 2002
14-12 (.538)	2017
13-12 (.520)	1986 & 1989
14-13 (.519)	2009
Seasons with a .500 W% in July: 1993 (13-13), 1997 (13-13), 2017 (14-14) and 2016 (12-12)	

JULY REVIEW (10-13)

TEAM NOTES...the Mariners went 10-13 (.435) in July, going 8-4 over their last 12 games of the month... tied their season high with a 6-game winning streak from July 24-30 (also: April 6-11... went 9-7 at home in July, posting a winning record at home for the first time in any month this season.

ODDS AND ENDS

- **Winning Ways** - During the club's 6-game winning streak, Mariners pitchers posted a 2.13 ERA (13 ER, 55.0 IP) with 4 walks and 49 strikeouts, while holding opponents to 3 runs or less in 5 of 6 games.
- **Finish Strong** - The Mariners went 8-4 in their last 12 games in July after starting the month 2-9.
- **Road Kill** - The Mariners went 1-6 on the road in July compared to 9-7 at home.
- **No Runs for You** - Mike Leake tossed 14.2 consecutive scoreless innings between July 19-24, the longest scoreless innings streak by a Mariners pitcher this season.
- **Milestones** - **Kyle Seager** (1,164) passed Alvin Davis (1,163) for 5th-most hits in club history on July 28 vs. Detroit... Seager scored 1 run on July 24 vs. Texas to pass Davis (563) for 6th-most runs scored in club history.
- **100** - **Mallex Smith** recorded his 100th (and 101st) career stolen bases on July 30 at Texas.
- **Debuts** - **Tim Lopes** and **Ryan Court** both made their Major League debut with the Mariners in July (Lopes: 7/24 vs. TEX and Court: 7/26 vs. DET)... at the end of July, 13 players have made their Major League debut with the Mariners this season and 38 players have made their Mariners debut.

OH MY, OMAR...**Omar Narváez** recorded 2 multi-home run games against the Athletics in a 10-day span: July 7 vs. Oakland and July 16 at Oakland... is the first Mariners player in club history to record two multi-homer games against Oakland in a single season... is only the 4th player in club history with multiple multi-homer games against the A's in their respective Mariners careers, joining Jay Buhner (5), Hall of Famer Ken Griffey Jr. (2) and Raúl Ibañez (2)...(STATS Inc).

ALMOST PERFECT...**Mike Leake** retired the first 24 batters he faced in route to his 2nd career complete game shutout on July 19 vs. Los Angeles-AL, marks the first complete game shutout by a Mariners pitcher since James Paxton tossed a no-hitter on May 8, 2018 at Toronto... Leake's perfect game bid was broken up by Luis Rengifo with a single to right field in the top of the 9th inning...has recorded 2 complete games this season, now has 6 in his career... he is the first pitcher to work less than 1.0 inning in a start (7/12 at LAA) and then throw a complete game one-hitter (or no-hitter) in his next appearance since the Carl Erskine accomplished the feat with the Brooklyn Dodgers in 1953.

OH NO...Taylor Cole (2.0 IP) and Félix Peña (7.0 IP) combined to no-hit the Mariners on July 12 in the Angels 13-0 win...marked the 4th time in club history that the Mariners have been no-hit, including the 2nd time by the Angels...here is a look at the previous games in which the Mariners were no-hit: April 11, 1990 at the Angels (Mark Langston, 7.0 IP and Mike Witt, 2.0 IP), May 14, 1996 at the Yankees (Dwight Gooden, 9.0 IP) and April 21, 2012 vs. the White Sox (Philip Humber, 9.0 IP, perfect game)...marked the 21st time in Major League history in which a team allowed at least 10 runs while being no-hit (last: Cincinnati, 4/21/16 vs. CHC, 0-16 in Jake Arrieta's no-hitter)...the Mariners became just the 5th team in Major League history to allow at least 13 runs while being no-hit, joining the 1884 Detroit Wolverines (8/4/1884 vs. Buffalo Bisons, 0-18), 1905 Detroit Tigers (9/6/1905 vs. CWS in game #2, 0-15), 1938 Cleveland Indians (8/27/1938 at NYY in game #2, 0-13) and 2016 Cincinnati Reds (4/21/2016 vs. CHC, 0-16).

SLUGGER...**Daniel Vogelbach** blasted a pair of 3-run homers in a 10-0 Mariners victory over the Angels on July 19... marks the 2nd time this season he has recorded 6 RBI in a game... he became the first Mariners player since Alex Rodriguez (2000) to record 2 games of 6+ RBI in a single season... Mike Blowers holds the club record with 3 such games in 1995... the multi-home run game was the 2nd this season for Vogelbach (recorded a 3rd on July 24 vs. TEX)... he is 1 of 4 Mariners batters this season to record multiple games with 2+ homers, joining **Domingo Santana** (3), Edwin Encarnacion (3), and **Omar Narváez** (2)... at the end of July, the Mariners have had a player tally multiple home runs in 15 games this season, 3rd-most in the American League, trailing only Toronto (17) and Minnesota (22).

SIMPLY SEAGER... **Kyle Seager** hit safely in his last 9 games in July, batting .353 (12x34) with 8 runs scored, 2 doubles, 1 triple, 3 home runs, 7 RBI, and 2 walks during that span... in total, he hit safely in 10 consecutive games from July 22 - August 2, the 3rd longest hitting streak by a Mariners batter this season, trailing only **Mallex Smith** (13, June 1-14) and **Dee Gordon** (March 30 - April 12)...the streak is tied for the 10th-longest in Seager's career (best: 16, April 11-27, 2013).

TO THE DEADLINE...the Mariners made two trades on July 31 prior to the 1:00 pm PT MLB Trade Deadline... in the first trade, Seattle acquired minor league pitchers **Aaron Fletcher**, **Taylor Guilbeau** and **Elvis Alvarado** from the Nationals in exchange for Roenis Elías and Hunter Strickland... in the second, the Mariners acquired minor league shortstop **Jose Caballero** from the Arizona Diamondbacks in exchange for Mike Leake and cash considerations, completing the trade 68 seconds before the 1:00 pm PT deadline.

HOT MONTH.. **Austin Nola** (1.024) became the just the 6th Mariners player since 2000 to post an OPS over 1.000 during the month of July, joining Nelson Cruz (2015, 1.011), Robinson Cano (2015, 1.021), **Kyle Seager** (2013, 1.100), Jay Buhner (2000, 1.154) and Richie Sexson (2005, 1.203)... Nola's 1.024 OPS in July is the 19th-best single-season July total in club history.



AUGUST REVIEW

AUGUST RECAP

Overall	10-16
Home	3-8
Road	7-8
Day	5-4
Night	5-12
1-Run	2-6
X-Inn	0-0
vs. AL West	1-5
vs. AL Central	2-1
vs. AL East	6-9
Interleague	1-1

AL WEST STANDINGS

Team	W	L	GB
HOU	88	49	--
OAK	78	57	9.0
TEX	67	70	21.0
LAA	65	72	23.0
SEA	57	80	31.0

DAYS BY PLACE IN AL WEST

1st	0
2nd	0
3rd	0
4th	0
5th	31

BATTING LEADERS

Games	Seager - 26
Batting Average	Murphy - .333
Hits	Seager - 30
Runs	Seager - 16
2B	Seager - 8
3B	Smith - 3
HR	Seager - 9
RBI	Seager - 25
BB	Seager - 14
SO	Broxton / Vogelbach - 27
OBP	Seager - .417
SLG	Murphy - .804
OPS	Nola - 1.186
XBH	Seager - 17
SB	Smith - 10
CS	Broxton - 4
TB	Seager - 65
Multi-Hit	Smith / Seager - 7

PITCHING LEADERS

W (starter)	Gonzales - 2
W (reliever)	Magill / Milone - 2
L (starter)	Gonzales - 3
L (reliever)	Milone / LeBlanc - 3
Save	Magill - 4
GS	Gonzales / Wisler - 6
G	Magill / Wisler - 12
IP	Gonzales - 35.0
CG	Kikuchi - 1
BB	Gonzales - 11
SO	Gonzales - 29
ERA (starter)	Gonzales - 4.63
ERA (reliever)	Tuivailala - 0.00
Quality Starts	Gonzales - 3

BEST AUGUST RECORDS

9-1 (.900)	1994
20-9 (.690)	2001
17-10 (.630)	2014
15-12 (.556)	2012
16-13 (.552)	1995
15-13 (.536)	2007
16-14 (.533)	2016
14-13 (.519)	1993
15-14 (.517)	2009
Other .500+ August: 1978 (13-13), 1997 (15-15), 1998 (14-14) and 2015 (14-14)	

AUGUST REVIEW (10-16)

TEAM NOTES...the Mariners went 10-16 (.385) in August, going 9-9 over their last 18 games of the month...started the month 1-7, but went 6-2 from August 13-20... won four consecutive series from August 13-25 at DET (2-1), at TOR (2-1), at TB (2-1) and vs. TOR (2-1)... went 7-8 on the road in August after going 1-6 in July.

ODDS AND ENDS

- **Call 'Em Up** - The Mariners called up 3 players listed among the organization's Top 30 Prospects by MLB.com, including **Jake Fraley** (8), **Justus Sheffield** (9), and **Taylor Guilbeau** (22).
- **Simply Seager** - **Kyle Seager** blasted 9 home runs during August... his highest home run total over a single month in his career... in total, he hit .323 (30x93) with 16 runs scored, 8 doubles, 9 home runs, 25 RBI, 1 stolen base, 14 walks, and a 1.116 OPS over 26 games in August.
- **What a Relief** - 6 Mariners relievers held scoreless appearance streaks of 5 games or more during August, including **Sam Tuivailala** (14 G, 14.1 IP: 7/20-active on 9/1), **Anthony Bass** (8 G, 8.0 IP: 7/20-8/7), **Matt Wisler** (7 G, 7.2 IP: 8/6-8/23), **Erik Swanson** (6 G, 8.1 IP: 8/13-active on 9/1), **Matt Magill** (6 G, 6.0 IP: 8/7-8/20) and Cory Gearrin (6 G, 6.0 IP: 7/31-8/19).
- **Return of the King** - **Félix Hernández** was activated from the 60-Day Injured List on August 24 vs. Toronto... tossed 5.2 innings and allowing only 2 runs on 3 hits and 3 walks with 4 strikeouts in his first start since May 11 at Boston.
- **He Will Remember His First** - **Justus Sheffield** made his first Major League start on August 23 vs. Toronto... tossed 4.0 innings and allowed 3 runs on 7 hits with 3 walks and 3 strikeouts.
- **Debuts** - The Mariners had 4 players make their Major League debut in August...**Reggie McClain** (8/2 at HOU), **Zac Grotz** (8/2 at HOU), **Taylor Guilbeau** (8/17 at TOR) and **Jake Fraley** (8/21 at TB).

WHOA IS THREE...**Kyle Seager** blasted 3 home runs on August 13 at Detroit... marked his first career 3-homer game and his 9th career multi-home run game...he also tied his career-high with 6 RBI (done 2x, also: 5/26/15 at TB)...**Seager** is the 11th Mariners player (done 13x) to hit at least 3 home runs in a single game, joining Mike Cameron (4 HR, 5/2/02 at CWS), Ken Griffey Jr. (5/24/1996 vs. NYY & 4/25/1997 at TOR), Edgar Martinez (7/6/1996 at TEX & 5/18/1999 vs. MIN), Mickey Brantley (9/14/1987 vs. CLE), Jeff Burroughs (8/14/81 at MIN), Jose Lopez (9/22/2010 at TOR), Jim Presley (9/1/1986 vs. DET), Alex Rodriguez (4/16/2000 at TOR), Gorman Thomas (4/11/1985 vs. OAK) and Dan Wilson (4/11/1996 at DET)... **Kyle Seager** and **Corey Seager** become just the 2nd set of brothers in MLB history to each have a 3-homer game in their career (also: Aaron and Bret Boone).

COMPLETELY KIKUCHI... **Yusei Kikuchi** recorded his first career complete game shutout on August 18 at Toronto, pitching 9.0 scoreless innings and allowing only 2 hits and 1 walk with 8 strikeouts...the shutout was the 2nd by a Mariners starter this season (also: Mike Leake, July 19 vs. LAA)... Kikuchi becomes just the 14th pitcher (done 17x) in club history to throw a complete game shutout within his first 30 career starts (last: Mike Montgomery, 6/30/15 at SD)... is the 4th Mariners pitcher since 2000 to throw a complete game shutout within his first 30 career starts (also: Mike Montgomery, Roenis Elias, and Gil Meche).

STREAKER... **Kyle Seager** recorded a 14-game hitting streak from August 4-21... during the streak, he hit .365 (19x52) with 12 runs scored, 3 doubles, 8 home runs, 17 RBI and 6 walks...his streak was the longest by a Mariners player this season and T3rd-longest in his career (also: 6/28-7/15/16), trailing only streaks of 16 games (4/11-27/13) and 15 games (6/30-7/19/13).

COPY CAT... **Tom Murphy** and **Kyle Seager** hit back-to-back home runs in the 4th and 6th innings on August 13 at Detroit...is only the third time in club history that a pair of Mariners teammates have hit back-to-back home runs twice in a single game...Bret Boone and Mike Cameron were the last to accomplish the feat on May 2, 2002 at Chicago-AL when they hit back-to-back home runs twice in the first inning...Ken Griffey Jr. and Edgar Martinez also hit back-to-back home runs in the 2nd and 4th innings on April 21, 1996 vs. Toronto at the Kingdome...Seager and Murphy are the first teammates in the Majors with multiple back-to-back home runs in the same game since Pirates teammates Neil Walker and Gaby Sanchez accomplished the feat on April 14, 2014 at Cincinnati.

HOMER HAPPY... Tom Murphy homered in 4 consecutive games between August 13-20 to become the first Mariners catcher in club history with a home run in 4 straight games... he joins Daniel Vogelbach (April 2-8) as the only other Mariners player to homer in 4 consecutive games this season.

TUI MUCH TO HANDLE... **Sam Tuivailala** did not allow a run during August, spanning 10.0 innings over 10 appearances... held opponents to a .091 batting average and tallied 6 holds over the course of the month, allowing only 3 hits and 4 walks over his 10.0 innings pitched, while striking out 10... was 1 of 3 relievers in the Majors to toss 10+ innings without allowing a run in August, joining Aroldis Chapman-NYY (11.0 IP) and Tyler Duffy-MIN (10.2 IP)... marks just the 20th time in club history that a pitcher has tossed 10+ innings in a month without allowing a run (last: Alex Colome, July 2018, 11.2 IP).

AUGUST REVIEW



AUGUST REVIEW (10-16)

PLAYER	AVG	G	AB	R	H	TB	2B	3B	HR	RBI	SH	SF	HP	BB	IBB	SO	SB	CS	DP	E	SLG	OBP	PINCH HIT		
																							AB	H	HR
Beckham,T	.000	2	8	0	0	0	0	0	0	0	0	0	0	0	0	4	0	0	0	0	.000	.000	0	0	0
Broxton,K	.075	20	40	3	3	6	0	0	1	3	0	2	1	7	0	27	1	4	0	1	.150	.220	0	0	0
+Court,R	.333	3	6	1	2	5	0	0	1	2	0	0	0	1	0	1	0	0	0	.833	.429	0	0	0	
Crawford,J	.209	24	91	13	19	30	3	1	2	5	2	0	0	10	0	20	0	1	3	.330	.287	0	0	0	
+Fraley,J	.179	8	28	3	5	7	2	0	0	0	0	0	1	0	0	10	0	0	0	.250	.207	1	0	0	
Gordon,D	.250	19	68	7	17	23	2	2	0	2	0	0	0	3	0	8	3	2	2	.338	.282	0	0	0	
+Lopes,T	.269	21	67	4	18	24	3	0	1	10	0	1	0	9	0	17	2	2	1	.358	.351	0	0	0	
+Moore,D	.200	19	40	5	8	21	2	1	3	8	0	0	1	4	0	13	0	2	1	.525	.289	0	0	0	
Murphy,T	.333	15	51	11	17	41	4	1	6	10	0	0	0	4	0	19	1	0	0	.804	.382	1	0	0	
Narvaez,O	.222	19	63	6	14	25	2	0	3	8	0	1	1	6	0	11	0	0	0	.397	.296	3	2	0	
+Nola,A	.200	24	90	11	18	29	2	0	3	8	0	1	1	8	0	22	0	0	4	.322	.270	0	0	0	
Santana,D	.063	11	32	3	2	2	0	0	0	2	0	0	0	7	0	20	1	0	1	.063	.231	1	0	0	
Seager,K	.323	26	93	16	30	65	8	0	9	25	0	0	1	14	0	19	1	0	3	.699	.417	0	0	0	
Smith,M	.258	24	89	13	23	36	4	3	1	7	1	0	1	9	0	25	10	1	1	.404	.333	0	0	0	
Vogelbach,	.130	23	77	9	10	21	2	0	3	6	0	0	0	13	1	27	0	0	0	.273	.256	1	0	0	
PITCHERS	.000	26	0	0	0	0	0	0	0	0	0	0	0	0	0	0	0	0	3	.000	.000	0	0	0	
SEATTLE	.221	26	843	105	186	335	34	8	33	96	3	5	7	95	1	243	19	12	16	14	.397	.303	7	2	0
OPPONENT	.255	26	882	122	225	413	54	4	42	119	3	5	4	68	5	192	12	3	17	16	.468	.310	5	2	0
DH	.102	26	88	10	9	15	3	0	1	4	0	1	0	17	0	40	1	0	1	0	.170	.245	1	0	0

PITCHER	R/L	W	L	ERA	G	GS	CG	GF	SHO	SV	IP	H	R	ER	HR	HB	BB	IBB	SO	WP	BK	OPP
Bass,A	R	1	1	3.18	11	0	0	5	0	1	11.1	7	5	4	1	0	6	1	12	0	0	.179
+Bautista,	R	0	0	13.50	1	0	0	1	0	0	2.0	5	3	3	0	0	0	0	2	1	1	.455
+Brennan,B	R	0	0	4.50	3	0	0	0	0	0	2.0	1	1	1	1	0	1	0	1	0	0	.143
Garrin,C	R	1	0	3.18	11	1	0	3	0	0	11.1	9	4	4	0	0	4	0	6	1	1	.231
SEA		0	0	1.42	6	1	0	1	0	0	6.1	1	1	1	0	0	3	0	4	1	0	.059
Gonzales,	L	2	3	4.63	6	6	0	0	0	0	35.0	41	19	18	4	1	11	0	29	0	0	.285
+Grotz,Z	R	1	0	3.52	5	0	0	2	0	0	7.2	7	4	3	0	0	5	1	7	3	0	.241
+Guilbeau,	L	0	0	1.42	7	0	0	1	0	0	6.1	5	2	1	1	1	2	0	5	0	0	.200
Hernandez	R	0	0	4.22	2	2	0	0	0	0	10.2	8	5	5	3	1	4	0	7	0	0	.211
+Kikuchi,Y	L	2	3	6.04	5	5	1	0	1	0	25.1	32	17	17	9	0	8	0	21	1	0	.299
LeBlanc,W	L	0	3	5.93	6	0	0	3	0	0	27.1	31	18	18	8	0	4	0	18	0	0	.290
Magill,M	R	2	2	3.97	12	0	0	7	0	4	11.1	11	5	5	1	0	2	2	14	2	0	.234
+McClain,R	R	0	1	4.15	7	1	0	2	0	0	13.0	11	6	6	2	0	6	0	9	1	0	.229
Milone,T	L	2	3	6.11	6	1	0	0	0	0	28.0	33	19	19	7	0	5	1	19	1	0	.295
+Sheffield	L	0	1	8.64	2	2	0	0	0	0	8.1	13	8	8	2	0	3	0	8	1	0	.342
+Swanson,E	R	0	0	2.70	7	0	0	3	0	0	10.0	5	3	3	2	1	2	0	13	2	0	.147
Tuivailal	R	0	0	0.00	10	2	0	0	0	0	10.0	3	0	0	0	0	4	0	10	0	0	.091
Wisler,M	R	1	0	3.09	12	6	0	0	0	0	11.2	11	6	4	1	0	2	0	13	0	0	.239
SEATTLE		10	16	4.61	26	26	1	25	1	5	226.1	225	122	116	42	4	68	5	192	13	1	.255
OPPONENTS		16	10	3.62	26	26	0	26	3	8	231.0	186	105	93	33	7	95	1	243	12	2	.221

G	D	D/N	OPP	W / L	SCORE	WINNER/LOSER/SAVE	REC.	POS	GA/GB	CLUBS	TIME	ATT
	8/1		OFF DAY				47-64	5th	-23.5	HOU		
112	8/2	N	@HOU	L	2-10	Miley/Kikuchi (4-8)	47-65	5th	-24.5	HOU	2:57	41,444
113	8/3	N	@HOU	L	0-9	Sanchez/Gonzales (12-9)	47-66	5th	-25.5	HOU	3:02	37,059
114	8/4	D	@HOU	L	1-3	Verlander/Milone (1-6)/Osuna	47-67	5th	-26.5	HOU	2:56	39,667
	8/5		OFF DAY									
115	8/6	N	SD	L	4-9	Lamet/LeBlanc(6-5)	47-68	5th	-27.5	HOU	2:55	24,014
116	8/7	D	SD	W	3-2	Magill (3-0)/Munoz/Bass (2)	48-68	5th	-27.5	HOU	3:05	20,157
	8/8		OFF DAY									
117	8/9	N	TB	L	3-5	Drake/Bass (1-4)/Pagan	48-69	5th	-28.5	HOU	3:21	26,774
118	8/10	N	TB	L	4-5	Morton/Milone (1-7)/Pagan	48-70	5th	-29.5	HOU	2:39	33,895
119	8/11	D	TB	L	0-1	Yarbrough/LeBlanc (6-6)/Pagan	48-71	5th	-29.5	HOU	2:23	24,245
	8/12		OFF DAY									
120	8/13	N	@DET	W	11-6	Grotz (1-0)/Boyd	49-71	5th	-29.0	HOU	3:42	16,195
121	8/14	N	@DET	L	2-3	Jackson/Gonzales (12-10)/Jimenez	49-72	5th	-29.0	HOU	2:48	17,132
122	8/15	D	@DET	W	7-2	Milone (2-7)/Turnbull	50-72	5th	-28.0	HOU	2:51	19,440
123	8/16	N	@TOR	L	3-7	Waguespack/LeBlanc (6-7)	50-73	5th	-28.0	HOU	2:37	20,844
124	8/17	D	@TOR	W	4-3	Bass (2-4)/Mayza/Magill (1)	51-73	5th	-27.0	HOU	2:48	22,073
125	8/18	D	@TOR	W	7-0	KIKUCHI (5-8)/Font	52-73	5th	-27.0	HOU	2:25	23,604
126	8/19	N	@TB	W	9-3	Gonzales (13-10)/McKay	53-73	5th	-27.0	HOU	3:04	9,152
127	8/20	N	@TB	W	7-4	Milone (3-7)/Beeks/Magill (2)	54-73	5th	-27.0	HOU	3:25	7,455
128	8/21	D	@TB	L	6-7	Pagan/Magill (3-1)	54-74	5th	-27.0	HOU	2:58	7,827
	8/22		OFF DAY									
129	8/23	N	TOR	W	7-4	Wisler (3-2)/Gaviglio/Magill (S)	55-74	5th	-27.5	HOU	3:51	34,707
130	8/24	N	TOR	L	5-7	Stewart/McClain (0-1)/Law	55-75	5th	-28.5	HOU	3:38	34,590
131	8/25	D	TOR	W	3-1	Gonzales (14-10)/Buchholz/Magill (4)	56-75	5th	-28.5	HOU	2:28	29,345
132	8/26	N	NYN	L	4-5	Happ/Milone (3-8)/Chapman (36)	56-76	5th	-29.0	HOU	2:57	23,030
133	8/27	N	NYN	L	0-7	Tanaka/Kikuchi (5-9)	56-77	5th	-30.0	HOU	2:59	23,131
134	8/28	D	NYN	L	3-7	Paxton/Sheffield (0-1)	56-78	5th	-31.0	HOU	3:11	32,026
135	8/29	N	@TEX	W	5-3	Magill (4-1)/Leclerc	57-78	5th	-30.0	HOU	3:09	16,591
136	8/30	N	@TEX	L	3-6	Allard/Gonzales (14-11)/Clase	57-79	5th	-31.0	HOU	2:45	23,563
137	8/31	N	@TEX	L	2-3	Clase/Magill (4-2)	57-80	5th	-31.0	HOU	2:49	33,668

August (10-16) Batting: .221 (186x843), 33 HR Pitching: 10-16, 5 SV, 4.61 ERA (116 ER, 226.1 IP)



SEPTEMBER REVIEW

SEPTEMBER REVIEW (11-14)

SEPTEMBER RECAP

Overall	11-14
Home	6-6
Road	5-8
Day	4-3
Night	7-11
1-Run	5-3
X-Inn	3-1
vs. AL West	3-8
vs. AL Central	2-1
vs. AL East	1-2
Interleague	5-3

AL WEST STANDINGS

Team	W	L	GB
HOU	107	55	--
OAK	97	65	10.0
TEX	78	84	29.0
LAA	72	90	35.0
SEA	68	94	39.0

DAYS BY PLACE IN AL WEST

1st	0
2nd	0
3rd	0
4th	0
5th	29

BATTING LEADERS

Games	Seager - 25
Batting Average	Long - .289
Hits	Long - 24
Runs	Long / Nola / Seager - 12
2B	Lewis / Long - 5
3B	Gordon / Long - 1
HR	Lewis - 6
RBI	Lewis / Nola / Seager - 13
BB	Vogelbach - 13
SO	Lewis - 29
OBP	Nola - .368
SLG	Lewis - .592
OPS	Lewis - .885
XBH	Lewis - 11
SB	Smith - 7
CS	Long - 2
TB	Long - 43
Multi-Hit	Long - 9

PITCHING LEADERS

W (starter)	Gonzales - 2
W (reliever)	Altavilla - 2
L (starter)	Hernández - 4
L (reliever)	Milone / Wisler - 2
Save	Bass - 3
GS	Gonzales / Hernández / Kikuchi / Sheffield - 5
G	Brennan - 11
IP	Gonzales - 33.1
CG	None
BB	Hernández - 13
SO	Sheffield - 26
ERA (starter)	Gonzales - 2.43
ERA (reliever)	Brennan - 1.59
Quality Starts	Gonzales - 4

BEST SEPTEMBER RECORDS

15-6 (.714)	2001
19-8 (.704)	1995
18-9 (.667)	2016
18-10 (.643)	2000
15-10 (.600)	1997
15-11 (.577)	1996
14-11 (.560)	1998
15-12 (.556)	1984
14-12 (.538)	2009
14-12 (.538)	2002
Other .500+ September: 1993 (15-13), 2003 (13-12), 1988 (13-12), 2015 (14-13), 2014 (14-13), 1985 (14-13), 2018 (14-13), 2007 (15-14), 2006 (14-14), 1982 (14-14)	

TEAM NOTES...the Mariners went 11-14 (.444) in September... finished the season going 9-9 over the last 18 games... went 8-3 between September 10 - 21, but posted a season-high tying 6 game losing streak from September 2 - 8...finished the season going 2-4 on the final homestand.

ODDS AND ENDS

- **Call 'Em Up** - The Mariners selected 4 players on from AA Arkansas on September 10 following the end of the Texas League playoffs...all 4 players were listed among the organization's Top 30 Prospects by *MLB Pipeline*: **Justin Dunn** (#5), **Kyle Lewis** (#10), **Art Warren** (#26) and **Donnie Walton** (#28).
- **Shed Hot** - **Shed Long** hit .289 (24x89) with 12 runs scored, 5 doubles, 1 triple, 4 home runs 10 RBI and 6 walks in 23 games in September.
- **Bullpen Bullies** - Over the final 12 games of the 2019 season, Mariners relievers combined to allow only 10 runs across 55.1 IP for an ERA of 1.63 during that span.
- **Walk it Off** - The Mariners had back-to-back walk-off wins: September 14 & 15 vs. Chicago-AL.
- **Debuts** - The Mariners had 4 players make their Major League debut in September... **Kyle Lewis** (9/10 vs. CIN), **Donnie Walton** (9/10 vs. CIN), **Justin Dunn** (9/12 vs. CIN) and **Art Warren** (9/12 vs. CIN).

20x8 CLUB... **Kyle Seager** blasted his 20th and 21st home runs of the season on September 5 at Houston... with his 20th home run, he eclipsed the 20-homer plateau for the 8th consecutive season... became the 1st Mariner in club history with at least 20 home runs in 8 consecutive seasons...became the 4th Mariner in club history with 8 seasons of 20-or-more home runs at any point: Hall of Famer Ken Griffey Jr. (9), Hall of Famer Edgar Martinez (8) and Jay Buhner (8)...since 2012, only 4 players have homered at least 20 times in each of the last 8 seasons: Seager, Nelson Cruz, Edwin Encarnación and Mike Trout.

COMING IN HOT... **Kyle Lewis** homered in 6 of his first 10 career games, becoming the first player in Major League history to accomplish the feat... overall, his mark of 6 home runs in his first 10 games was tied for the 3rd highest home run total through a players first 10 career games in Major League history, trailing only Trevor Story (7) and Aristides Aquino (7)... his 7 games with an RBI also ranked T3rd all-time over a player's first 10 career games.

DEEP ROSTER... **Kyle Lewis** and **Donnie Walton** each made their Major League debut on September 10 vs. Cincinnati, becoming the 64th and 65th Players used by the Mariners this season... the mark of 65 players used broke the MLB record for most players used in a season (previous: 2014 Texas Rangers, 64 players)... **Justin Dunn** and **Art Warren** made their Major League debuts on September 12 vs. Cincinnati as the 66th and 67th players used by the Mariners, extending the MLB record.

BACKSTOP POP...**Omar Narváez** hit his 20th home run of the season on September 12 vs. Cincinnati, joining Mike Zunino as the only Mariners catchers in club history to record at least 20 homers in a season; Zunino accomplished this feat 3 times: 2014 (22), 2017 (25) and 2018 (20)...marks the 3rd consecutive season in which a Mariners catcher has homered 20 times; there was one 20-homer season by a Mariners catcher in the first 40 seasons (1977-2016) of the franchise.

MIGHTY MARCO... **Marco Gonzales** recorded 4 consecutive starts of 7.0 innings with 2 earned runs or less from September 11 - 28... he is the only Mariners starter to tally 4 consecutive starts of 7.0 innings while allowing 2 earned runs or less this season... he is the first Mariners starter to record 4 such outings consecutively since Félix Hernández recorded 16 consecutive games from May 18 - August 11, 2014.

NO MORE THAN THREE... the Mariners allowed 3 runs or fewer in each of their last 7 games... the streak was tied for the 7th longest in the Majors this season and is the longest such streak by Mariners pitchers since Seattle pitchers tossed 8 consecutive games allowing 3 runs or less in 2016.

HONORS... the Baseball Writers of America (BBWAA) announced the Mariners end of the season awards for the 2019 season on September 27: 1B/DH **Daniel Vogelbach** was named Player of the Year, LHP **Marco Gonzales** was named Pitcher of the Year and C **Tom Murphy** was named Unsung Hero... OF **Mitch Haniger** was also honored as the Mariners recipient of the Major League Baseball Players Alumni Association (MLBPAA) Heart and Hustle Award.

AWARD SEASON...six award winners from the Mariners Minor League system were honored at T-Mobile Park in a pregame ceremony on September 27...OF **Jarred Kelenic** (AA Arkansas/High-A Modesto/A West Virginia) was named the Ken Griffey Jr. Minor League Hitter of the Year... RHP **Logan Gilbert** (Arkansas/Modest/West Virginia) was named the Jamie Moyer Minor League Pitcher of the Year...INF **Joe Rizzo** (Modesto) received the Alvin Davis "Mr. Mariner" Award for his exemplary play and leadership skills both on and off the field...INF **Donnie Walton** (Seattle/Arkansas) received the Dan Wilson Minor League Community Service Award...INF **Connor Hoover** (AAA Tacoma/Arkansas/Modesto/West Virginia/Short-A Everett/Rookie AZL Mariners) received the Edgar Martinez "Rake Report" Award, recognizing the hitter in the Mariners organization that best embodied the Control the Zone philosophy...RHP **Penn Murfee** (Tacoma/Arkansas/Modesto) earned the "60 ft. 6 in. Club" Award, honoring the pitcher in the Mariners organization that best embodied the Control the Zone philosophy.

SEPTEMBER REVIEW



SEPTEMBER REVIEW (11-14)

PLAYER	AVG	G	AB	R	H	TE	2B	3B	HR	RBI	SH	SF	HP	BB	IBB	SO	SB	CS	GI DP	E	SLG	OBP	PINCH AB	HIT HR	RBI
+Bishop,B	.125	17	32	2	4	4	0	0	0	2	1	0	0	3	0	12	0	0	0	0	.125	.200	0	0	0
Broxton,K	.000	7	3	1	0	0	0	0	0	0	0	0	0	1	0	3	0	0	0	0	.000	.250	0	0	0
RIGHT	.000		3		0	0	0	0	0	0	0	0	0	1	0	3	0	0	0	0	.000	.250	0	0	0
LEFT	.000		0		0	0	0	0	0	0	0	0	0	0	0	0	0	0	0	0	.000	.000	0	0	0
+Court,R	.143	4	7	0	1	0	0	0	0	0	0	0	0	0	0	6	0	0	0	0	.143	.143	1	0	0
Crawford,J	.160	14	50	5	8	12	1	0	1	6	0	0	1	7	0	12	0	0	1	1	.240	.276	0	0	0
+Fraley,J	.083	4	12	0	1	1	0	0	0	1	0	0	0	0	0	4	0	0	0	0	.083	.083	1	0	0
Gordon,D	.279	21	61	3	17	21	2	1	0	5	0	1	0	4	1	12	3	1	2	2	.344	.318	1	0	0
+Lewis,K	.268	18	71	10	19	42	5	0	6	13	0	1	0	3	0	29	0	0	0	1	.592	.293	0	0	0
+Long,S	.289	23	83	12	24	43	5	1	4	10	0	0	0	6	0	20	0	2	0	1	.518	.337	1	0	0
+Lopes,T	.302	18	43	5	13	17	4	0	2	0	0	0	0	5	0	12	3	1	0	0	.395	.375	5	2	0
RIGHT	.302		43		13	17	4	0	2	0	0	0	0	5	0	12	3	1	0	0	.395	.375	5	2	0
LEFT	.000		0		0	0	0	0	0	0	0	0	0	0	0	0	0	0	0	0	.000	.000	0	0	0
+Moore,D	.204	19	54	6	11	20	3	0	2	8	0	0	2	4	0	21	4	0	0	2	.370	.283	1	0	0
RIGHT	.204		54		11	20	3	0	2	8	0	0	2	4	0	21	4	0	0	2	.370	.283	1	0	0
LEFT	.000		0		0	0	0	0	0	0	0	0	0	0	0	0	0	0	0	0	.000	.000	0	0	0
Murphy,T	.236	15	55	6	13	19	0	0	2	5	0	0	0	9	0	11	0	0	0	1	.345	.344	0	0	0
Narvaez,O	.241	21	58	6	14	25	2	0	3	6	0	0	1	7	0	14	0	0	0	1	.431	.333	7	2	0
+Nola,A	.267	23	75	12	20	33	4	0	3	13	0	0	1	11	0	22	1	0	4	0	.440	.368	1	0	0
Santana,D	.100	6	10	0	1	1	0	0	0	0	0	0	0	1	0	5	0	0	0	0	.100	.182	3	0	0
Seager,K	.202	25	94	12	19	36	2	0	5	13	0	0	1	11	0	19	0	1	5	2	.383	.292	1	0	0
Smith,M	.131	20	61	8	8	8	0	0	2	0	0	0	3	5	0	17	7	1	2	0	.131	.232	1	0	0
Vogelbach,	.161	21	56	6	9	16	1	0	2	6	0	0	0	13	0	24	0	0	1	0	.286	.319	3	2	0
+Walton,D	.188	7	16	2	3	3	0	0	0	2	0	0	0	3	0	5	0	1	0	0	.188	.316	0	0	0
PITCHERS	.100	25	10	1	1	2	1	0	0	0	1	0	0	0	0	8	0	0	0	2	.200	.100	0	0	0
SEATTLE	.219	25	851	97	186	304	30	2	28	94	2	2	9	93	1	256	18	7	16	14	.357	.302	26	6	0
OPPONENT	.241	25	864	125	208	363	53	6	30	119	2	6	13	96	1	196	15	7	23	9	.420	.324	23	3	1
DH	.185	25	65	5	12	13	1	0	0	3	0	0	2	12	1	23	2	0	0	0	.200	.329	5	3	0

PITCHER	R/L	W	L	ERA	G	GS	CG	GF	SHO	SV	IP	H	R	ER	HR	HB	BB	IBB	SO	WP	BK	AVG
+Adams,A	R	1	1	4.70	8	0	0	2	0	0	7.2	7	4	4	2	0	3	0	10	1	0	.250
Altavilla	R	2	1	3.00	10	0	0	0	0	0	9.0	4	3	3	1	0	4	0	13	0	0	.129
Bass,A	R	0	0	4.32	9	0	0	3	0	3	8.1	2	4	4	0	1	2	0	7	4	0	.071
+Brennan,B	R	1	0	1.59	11	0	0	2	0	0	11.1	6	2	2	1	0	3	0	11	0	0	.158
+Dunn,J	R	0	0	2.70	4	4	0	0	0	0	6.2	2	2	2	0	0	9	0	5	0	0	.105
Gonzales,	L	2	2	2.43	5	5	0	0	0	0	33.1	26	10	9	5	0	12	0	19	1	0	.215
+Grotz,Z	R	0	0	4.66	9	0	0	2	0	0	9.2	7	5	5	0	1	3	0	11	3	0	.206
+Guilbeau,	L	0	0	6.00	10	0	0	0	0	0	6.0	5	4	4	1	0	1	1	2	0	0	.227
Hernandez	R	0	4	7.25	5	5	0	0	0	0	22.1	27	22	18	5	1	13	0	16	2	0	.290
+Kikuchi,Y	L	2	2	6.04	5	5	0	0	0	0	22.1	35	15	15	3	2	4	0	12	2	0	.350
LeBlanc,W	L	0	0	11.57	3	0	0	0	0	0	7.0	13	9	9	1	0	5	0	9	0	0	.394
Magill,M	R	1	0	1.35	7	0	0	4	0	1	6.2	6	1	1	1	0	1	0	9	0	0	.240
+McClain,R	R	1	0	9.00	7	1	0	4	0	0	8.0	11	8	8	0	0	7	0	2	0	0	.324
Milone,T	L	1	2	4.00	4	0	0	0	0	0	18.0	11	9	8	2	2	4	0	14	0	0	.172
+Sheffield	L	0	0	4.38	5	5	0	0	0	0	24.2	29	12	12	2	3	11	0	26	2	0	.299
+Swanson,E	R	0	0	3.00	9	0	0	3	0	2	9.0	6	3	3	2	1	2	0	7	0	0	.182
Tuivailal	R	0	0	4.15	9	0	0	1	0	0	8.2	4	4	4	1	2	6	0	11	0	0	.148
+Warren,A	R	1	0	0.00	6	0	0	2	0	0	5.1	2	0	0	0	0	2	0	5	1	0	.105
Wisler,M	R	0	2	16.62	5	0	0	2	0	0	4.1	5	8	8	3	0	4	0	7	0	0	.278
SEATTLE		11	14	4.69	25	25	0	25	1	6	228.1	208	125	119	30	13	96	1	196	16	0	.241
OPPONENTS		14	11	3.54	25	25	0	25	3	8	231.2	186	97	91	28	9	93	1	256	10	0	.219

G	D	D/N	OPP	W / L	SCORE	WINNER/LOSER/SAVE	REC.	POS	GA/GB	CLUBS	TIME	ATT
138	9/1	D	@TEX	W	11-3	Kikuchi (6-9)/Martin	58-80	5th	-31.0	HOU	3:39	22,116
139	9/2	D	@CHC	L	1-5	Phelps/Wisler (3-3)	58-81	5th	-32.0	HOU	2:56	39,113
140	9/3	N	@CHC	L	1-6	Lester/Hernandez (1-5)	58-82	5th	-32.0	HOU	3:14	33,958
	9/4		OFF DAY									
141	9/5	N	@HOU	L	9-11 (13)	James/Wisler (3-4)	58-83	5th	-33.0	HOU	4:40	27,822
142	9/6	N	@HOU	L	4-7	Smith/Milone (3-9)	58-84	5th	-34.0	HOU	3:31	33,149
143	9/7	N	@HOU	L	1-2	Verlander/Adams (1-2)/Harris	58-85	5th	-35.0	HOU	2:56	41,958
144	9/8	D	@HOU	L	1-21	Cole/Hernandez (1-6)	58-86	5th	-36.0	HOU	2:50	35,569
	9/9		OFF DAY									
145	9/10	N	CIN	W	4-3	Altavilla (1-0)/Garrett/Bass (3)	59-86	5th	-35.5	HOU	2:49	12,232
146	9/11	N	CIN	W	5-3	Gonzales (15-11)/Gray/Bass (4)	60-86	5th	-34.5	HOU	2:58	10,147
147	9/12	N	CIN	L	5-11	Romano/Altavilla (1-1)	60-87	5th	-34.5	HOU	3:21	15,564
148	9/13	N	CWS	L	7-9	Osich/Kikuchi (6-10)/Colome	60-88	5th	-35.5	HOU	3:47	17,371
149	9/14	N	CWS	W	2-1 (10)	Magill (5-2)/Colome	61-88	5th	-35.5	HOU	3:28	26,060
150	9/15	D	CWS	W	11-10	Adams (2-2)/Ruiz	62-88	5th	-35.5	HOU	3:44	17,105
	9/16		OFF DAY									
151	9/17	N	@PIT	W	6-0	Gonzales (16-11)/Keller	63-88	5th	-35.5	HOU	2:58	10,933
152	9/18	N	@PIT	W	4-1	Milone (4-9)/Agrazal/Magill (5)	64-88	5th	-35.5	HOU	2:47	9,875
153	9/19	D	@PIT	W	6-5 (11)	Brennan (3-6)/Holmes/Swanson (1)	65-88	5th	-35.0	HOU	4:16	12,543
154	9/20	N	@BAL	L	3-5	Brooks/Hernandez (1-7)	65-89	5th	-36.0	HOU	2:27	11,714
155	9/21	N	@BAL	W	7-6 (13)	Altavilla (2-1)/Tan. Scott/Swanson (2)	66-89	5th	-35.0	HOU	4:42	22,556
156	9/22	D	@BAL	L	1-2	Means/Gonzales (16-12)/Bleier	66-90	5th	-36.0	HOU	2:11	17,540
	9/23		OFF DAY									
157	9/24	N	HOU	L	0-3	Cole/Milone (4-10)/Osuna	66-91	5th	-37.0	HOU	2:51	11,262
158	9/25	N	HOU	L	0-3	Greinke/Kikuchi (6-11)/Harris	66-92	5th	-38.0	HOU	2:33	10,921
159	9/26	N	OAK	L	1-3	Manaea/Hernandez/Hendriks	66-93	5th	-38.0	HOU	2:39	20,907
160	9/27	N	OAK	W	4-3	Warren (1-0),Hendriks	67-93	5th	-38.0	HOU	3:34	24,198
161	9/28	N	OAK	L	0-1	Anderson/Gonzales (16-13)	67-94	5th	-39.0	HOU	2:41	26,470
162	9/29	D	OAK	W	3-1	McClain (1-1)/Roark/Bass (5)	68-94	5th	-39.0	HOU	2:52	16,819

September (11-14) Batting: .219 (186x851), 26 HR Pitching: 11-14, 6 SV, 4.69 ERA (119 ER, 228.1 IP)



SPRING TRAINING REVIEW

STATISTICS THROUGH GAMES OF MARCH 18

2019 SPRING TRAINING REVIEW

SPRING RECAP

Overall	8-8-3
Home	6-5-1
Road	2-3-2
Day	6-5-3
Night	2-3
1-Run	0-1
X-Inn	0-0
vs. AL	4-5-2
vs. NL	4-3-1

BY THE NUMBERS

.358

The Mariners have posted a .358 on-base percentage through 19 spring games, which ranks 2nd-best in the Cactus League...trail only the Royals (.371).

.400

Domingo Santana hit .400 (10x25) with a .464 on-base and a .960 slugging mark (1.424 OPS) in 10 Spring Training games.

.806

Seattle's .806 OPS (.358 OBP/.447 SLG) through 19 spring games is tied with Los Angeles-AL for 2nd-best in the Cactus League, trailing only Kansas City (.835).

.983

The Mariners have recorded a .983 fielding percentage (12 E, 690 TC) through 19 Cactus League games, tied with the Rockies for the top mark in the Cactus League.

12

Through March 18, **Daniel Vogelbach** was tied for the Cactus League lead with 12 walks (also: Joey Votto-CIN).

13.1

Marco Gonzales and **Mike Leake** tied for the club lead in innings (13.1) this spring.

16

Dylan Moore appeared in 16 of the Mariners first 19 games, leading the club in games played.

31

The Mariners had 31 days in Spring Training camp before departing for Japan on March 14.

75

Entering play on March 19, the Mariners had used 75 players this spring, including 37 pitchers.

78,217

The Mariners drew 78,217 fans to Peoria Stadium in the first 12 games of the spring.

CACTUS LEAGUE...when the Mariners departed for Japan, they were 8-8-3 (.500) in Cactus League play with 3 games to play...were 3-6-2 from March 2-18...began the spring by going 5-2-1...have not won more than 2 consecutive games so far this spring...have posted a 6-5-1 record in home games while going 2-3-2 on the road...are 6-5-3 in day games, compared to a 2-3 record in night games.

THE HITTERS...through their first 19 games, the Mariners hit .271 (175x646) with 103 runs, 42 doubles, 3 triples, 22 home runs, 97 RBI, 80 walks, a .358 on-base percentage and a .447 slugging percentage...among Cactus League leaders, Mariners batters rank 2nd in on-base percentage (.358), 3rd in OPS (.806), 4th in batting (.271), 8th in walks (80) and 8th in slugging (.447).

THE PITCHERS...entering play on March 19, Mariners pitchers had combined to go 8-8 with a 4.98 ERA (93 ER, 168.0 IP) with 161 strikeouts and 77 walks in 19 games...Seattle has recorded only 1 save (**Matt Tenuta**)...Seattle starters are 4-6 with a 8.12 ERA (49 ER, 54.1 IP) with 53 strikeouts and 17 walks in 19 starts...Mariners relievers have combined to go 4-2 with a 3.69 ERA (44 ER, 113.2 IP) with 108 strikeouts and 60 walks in 19 games...**Marco Gonzales** and **Mike Leake** each made 4 starts, tops on the club this spring...**Shawn Armstrong** led all pitchers with 7 appearances.

THE FIELDING...the Mariners have recorded a .983 fielding percentage (12 E, 690 TC) through 19 Cactus League games, tied with the Rockies for the top mark in the Cactus League...**Dee Gordon** led the club with 12 starts, followed by **Tim Beckham** (11) and **Domingo Santana** (10)...**Dylan Moore** made the most appearances of any position player (16).

SHOWMINGO...**Domingo Santana** hit safely in 7 of 10 games this spring, including 6 games with an extra-base hit...he had 3 multi-hit games...overall, Santana batted .400 (10x25) with 7 runs, 2 doubles, 4 home runs, 9 RBI, 3 walks, a .464 on-base percentage and a .960 slugging mark (1.424 OPS) in 10 spring games.

WALK THE LINE...entering play on March 19, **Daniel Vogelbach** was tied for the Cactus League lead with 12 walks (also: Joey Votto-CIN)...Vogelbach drew at least 1 walk in 7 of his 12 games, including 5 games with 2 walks.

GOODBYE BASEBALL...the Mariners scored 36 of their 103 runs (34.9%) on home runs this spring...overall, the club belted 22 home runs...Seattle was led by **Domingo Santana** (4 home runs), **Braden Bishop** (3), **Jay Bruce** (2), **Jake Fraley** (2), **Mitch Haniger** (2), **Ryon Healy** (2) and **Kyle Lewis** (2)...**Shed Long**, **Chris Mariscal**, **Ian Miller**, **Omar Narváez** and **Daniel Vogelbach** each added 1 home run apiece.

PROSPECTING...nine of the Mariners top-10 prospects as ranked by Baseball America appeared in Cactus League games with Seattle this spring: left-handed pitcher Justus Sheffield (#1), left-handed pitcher Yusei Kikuchi (#2), outfielder Jarred Kelenic (#3), first baseman Evan White (#4), outfielder Julio Rodriguez (#5), right-handed pitcher Justin Dunn (#6), right-handed pitcher Logan Gilbert (#7), outfielder Kyle Lewis (#8) and infielder Shed Long (#9)...of those nine players, six began the spring in Seattle's Major League camp: Sheffield, Kikuchi, White, Dunn, Lewis and Long.

CHECKMATE...**Braden Bishop** hit safely in 9 of his last 13 games, dating back to Feb. 24, batting .423 (11x26) with 4 runs, 1 doubles, 3 home runs, 12 RBI and 2 walks over that span...overall, the University of Washington product batted .379 (11x29) with 4 runs, 3 home runs, 12 RBI, 2 walks, a .419 on-base percentage and a .724 slugging percentage (1.143 OPS) in 15 games this spring.

FIT TO BE TIED...a 9-9 deadlock with the Angels on March 10 marked the Mariners 3rd tie of the spring (also: 2/26 vs. TEX, 4-4, and 3/5 vs. SD, 7-7)...equals the club record for ties in a Spring Training season (7x, last: 2017)...this marks the 6th consecutive season with at least 2 ties and the 11th time in the last 12 springs with at least 1 tie...the Mariners now have 41 ties in spring club history (2 in regular season).

BORN TO RUN...**Jay Bruce** hit safely in 7 of his 12 games this spring, including recording multi-hit games in 3 of his last 4 games...overall, Bruce hit .433 (13x30) with 3 runs, 4 doubles, 2 home runs, 6 RBI, 2 walks, 1 stolen base, a .485 on-base percentage and a .767 slugging percentage (1.252 OPS) in 12 Cactus League games this spring.

NEW FACES...of the 66 players who opened Spring Training camp with the Mariners, 34 were not with the Mariners organization at the end of last season...among the 34 newcomers, 15 were acquired in trades this past offseason...of the 32 returning players, 19 appeared in the Majors with the Mariners in 2018.

AROUND THE WORLD...in camp this spring, the Mariners had players from 8 different countries: United States (50), Venezuela (5), the Dominican Republic (5), Japan (2), Colombia (2), Cuba, (1), Mexico (1) and South Africa (1).

RAIN, RAIN, STAY AWAY...the Mariners have been rained out twice this spring: Feb. 21 against Oakland in Mesa and March 12 against Chicago-AL in Glendale.

SPRING TRAINING REVIEW



STATISTICS THROUGH GAMES OF MARCH 18

PLAYER	AVG	G	AB	R	H	TB	2B	3B	HR	RBI	SH	SF	HP	BB	IBB	SO	SB	CS	DP	SLG	OBP
Beckham, T	.233	11	30	3	7	10	3	0	0	3	0	0	1	0	0	9	0	0	0	.333	.258
Bishop, B	.379	15	29	4	11	21	1	0	3	12	0	0	0	2	0	5	0	1	0	.724	.419
Bruce, J	.433	12	30	3	13	23	4	0	2	6	0	0	1	2	0	5	1	0	1	.767	.485
Encarnación, E	.129	11	31	2	4	5	1	0	0	1	0	0	0	0	0	11	0	0	1	.161	.129
Freitas, D	.421	10	19	1	8	10	2	0	0	0	0	1	0	0	0	0	0	0	0	.526	.450
Gordon, D	.192	12	26	5	5	8	3	0	0	1	0	1	2	5	0	5	3	0	0	.308	.353
Haniger, M	.182	9	22	5	4	12	2	0	2	4	0	1	0	3	0	7	0	0	0	.545	.269
Healy, R	.269	11	26	4	7	15	2	0	2	8	0	1	0	1	0	4	0	0	2	.577	.286
Moore, D	.273	16	22	5	6	8	2	0	0	1	0	0	4	3	0	8	1	1	1	.364	.448
Narváez, O	.250	10	28	5	7	11	1	0	1	4	0	0	0	1	0	3	0	0	0	.393	.276
Santana, D	.400	10	25	7	10	24	2	0	4	9	0	0	0	3	0	6	0	0	0	.960	.464
Suzuki, I	.080	12	25	2	2	2	0	0	0	2	0	0	0	3	0	9	1	0	0	.080	.179
Vogelbach, D	.333	12	21	4	7	10	0	0	1	2	0	0	0	12	0	5	0	0	0	.476	.576
SEATTLE	.271	19	646	103	175	289	42	3	22	97	0	5	11	80	0	159	15	9	10	.447	.358
OPPONENTS	.265	19	649	101	172	295	38	5	25	95	0	6	8	77	0	161	6	4	24	.455	.347

PITCHER	R/L	W	L	ERA	G	GS	CG	GF	SHO	SV	IP	H	R	ER	HR	HB	BB	IBB	SO	WP	BK	OPP AVG
Altavilla, D	R	0	0	4.50	6	0	0	0	0	0	6	3	3	3	3	1	2	0	7	0	0	.143
Bradford, C	R	0	0	5.06	5	0	0	0	0	0	5.1	6	4	3	0	2	2	0	2	0	0	.273
Brennan, B	R	0	1	4.05	6	0	0	2	0	0	6.2	5	3	3	1	0	5	0	5	2	0	.200
Elías, R	L	1	1	3.00	4	0	0	0	0	0	9	8	3	3	1	0	3	0	9	2	0	.229
Festa, M	R	1	0	5.40	6	0	0	2	0	0	6.2	5	4	4	1	0	3	0	8	0	0	.208
Gearrin, C	R	0	0	3.60	5	0	0	0	0	0	5	6	2	2	0	0	2	0	5	0	0	.353
Gonzales, M	L	0	1	9.45	4	4	0	0	0	0	13.1	21	14	14	1	0	7	0	15	1	0	.362
Hernandez, F	R	0	1	15.95	3	3	0	0	0	0	7.1	13	13	13	1	2	3	0	8	0	0	.382
Kikuchi, Y	L	2	1	4.00	3	3	0	0	0	0	9	8	6	4	1	1	2	0	6	1	0	.242
Leake, M	R	1	0	4.73	4	4	0	0	0	0	13.1	17	7	7	2	0	2	0	11	1	0	.304
LeBlanc, W	L	0	1	11.12	2	2	0	0	0	0	5.2	10	7	7	2	0	3	0	6	0	0	.385
Rosscup, Z	L	0	0	0.00	6	0	0	0	0	0	6.1	4	1	0	0	0	1	0	7	0	0	.174
Rumbelow, N	R	0	0	1.80	4	0	0	1	0	0	5	4	1	1	1	1	0	0	3	0	0	.250
Strickland, H	R	0	0	6.00	3	0	0	0	0	0	3	3	2	2	0	0	0	0	3	0	0	.250
SEATTLE	8	8	4.98	19	19	0	19	0	1	168	172	101	93	25	8	77	0	161	10	0	.265	
OPPONENTS	8	8	5.35	19	19	0	19	0	4	165	175	103	98	22	11	80	0	159	14	0	.271	

2019 SPRING TRAINING GAME-BY-GAME

DATE	OPPONENT	W/L	SCORE	REC.	ATT	DATE	OPPONENT	W/L	SCORE	REC.	ATT		
Feb. 21	Oakland	Cancelled mid 2nd inning (rain)			N/A	March 8	Chicago-NL	L	3-9	7-5-2	11,634		
Feb. 22	Oakland	W	8-1	1-0	5,298	March 9	Los Angeles-NL	L	0-2	7-6-2	13,250		
Feb. 23	San Diego	L	4-6	1-1	5,766	March 10	Cleveland (ss)	L	2-16	7-7-2	9,768		
Feb. 24	Colorado	W	4-2	2-1	6,493		Los Angeles-AL (ss)	T	9-9	7-7-3	8,293		
Feb. 25	Cincinnati	W	11-3	3-1	3,541	March 11	Kansas City	L	1-5	7-8-3	4,877		
Feb. 26	Texas	T	4-4	3-1-1	3,216	March 12	Chicago-AL	Cancelled (rain)			N/A		
Feb. 27	Cleveland	L	5-6	3-2-1	3,061	March 13	San Francisco	W	8-4	8-8-3	8,229		
Feb. 28	Chicago-AL	W	8-3	4-2-1	4,341	Mariners in Japan, March 14-21							
March 1	Milwaukee	W	7-3	5-2-1	6,962	March 19	Chicago-NL*	Mesa-Sloan		1:05			
March 2	Kansas City	L	0-8	5-3-1	6,631	March 21	Cincinnati*	Peoria		6:40			
March 3	Arizona	W	7-3	6-3-1	9,359	March 22	Los Angeles-AL*	Peoria		6:40			
March 4	OFF DAY												
March 5	San Diego	T	7-7	6-3-2	4,987								
March 6	Oakland	L	4-7	6-4-2	5,226	Overall: 8-8-3	Home: 6-5-1	Away: 2-3-2					
March 7	Cincinnati	W	11-3	7-4-2	5,019	<i>(ss) opponent was split-squad</i>							



RECORD BREAKDOWN

2019 SEATTLE MARINERS -- RECORD BREAKDOWN:

Record Breakdown	W	L	Pct.
Overall	68	94	.420
Home	35	46	.432
Road	33	48	.407
Day Games	23	33	.348
Night Games	45	61	.425
Seattle Scores in 1st	20	23	.465
Opponent Scores in 1st	20	37	.351
Scoring First	40	35	.533
Opponent Scores First	28	59	.322
Made 0 Errors	31	39	.443
Made 1+ Error	37	55	.402
Made 2+ Errors	10	20	.333
Starter Works 6+	33	25	.569
Quality Start	32	19	.627
1st Game of Series	23	30	.434
2nd Game of Series	21	32	.398
3rd Game of Series	17	28	.385
4th Game of Series	7	6	.538
Rubber Games	8	6	.571
Travel Day	15	23	.395
Before Off Day	9	15	.375
After Off Day	10	14	.417
Record SB	39	37	.513
Record 2+ SB	16	10	.615
1-Run Games	23	26	.469
2-Run Games	9	18	.333
3-Run Games	11	10	.524
vs. RHP (Starter)	52	58	.473
vs. LHP (Starter)	16	36	.308

Home Runs:	W	L	Pct.
Hit HR	63	58	.521
No HR	5	36	.122
Opponent HR	39	83	.320
Opponent No HR	29	11	.725
Seattle More HR	43	15	.741
Opponent More HR	14	64	.179
Equal HR	11	15	.423

By Uniform:	W	L	Pct.
White	20	32	.385
Astro Navy Blue	13	22	.371
Gray	20	26	.435
Northwest Green	7	6	.538
Sunday Cream	6	5	.545

Record as Leadoff:	W	L	Pct.
Smith	41	54	.432
Haniger	9	16	.360
Gordon	6	10	.375
Bishop	0	1	.000
Moore	0	3	.000
Long	9	8	.529
Lopes	3	2	.600

Series Record	W	L	T
Series Record	22	28	5

By Month/Day:	W	L	Pct.
Monday	6	7	.462
Tuesday	10	15	.400
Wednesday	11	12	.478
Thursday	10	10	.500
Friday	10	17	.370
Saturday	8	19	.296
Sunday	13	14	.481
March/April	18	14	.563
May	7	21	.250
June	12	16	.429
July	10	13	.435
August	10	16	.385
September	11	14	.444

Scoring/Hitting	W	L	Pct.
Outhit Opponent	45	18	.714
Outhit by Opponent	19	67	.221
Hits are Tied	4	9	.308
10+ hits	36	20	.643
Opp. 10+ hits	16	46	.258
Scores 4-or-more	61	34	.642
Scores 3-or-less	7	60	.104
Score 3+ Innings	56	29	.659

Lead/Trail/Tied	W	L	Pct.
After 4 - Lead	47	13	.783
After 4 - Trail	13	67	.163
After 4 - Tied	8	14	.364
After 5 - Lead	51	15	.773
After 5 - Trail	11	71	.134
After 5 - Tied	8	8	.429
After 6 - Lead	55	16	.775
After 6 - Trail	9	68	.117
After 6 - Tied	4	10	.286
After 7 - Lead	49	10	.831
After 7 - Trail	8	77	.094
After 7 - Tied	11	7	.611
After 8 - Lead	54	4	.931
After 8 - Trail	2	83	.024
After 8 - Tied	12	7	.632
CFB/Blown	35	42	---

By Division	W	L	Pct.
AL West	27	49	.355
AL Central	18	15	.545
AL East	14	19	.424
National League	9	11	.450

Record as Catcher:	W	L	Pct.
Narváez	37	52	.416
Murphy	28	37	.431
Nola	0	4	.000
Freitas	1	0	1.000

T-Mobile Park Roof	W	L	Pct.
Open	29	38	.433
Closed	4	1	.800
Moved	2	7	.222



2019 SEATTLE MARINERS



BACK ROW L-R: Matt Magill, Taylor Gullbeau, Brandon Breman, Anthony Bass, Chasen Bradford, Yusei Kikuchi, Félix Hernández, Wade LeBlanc, Marco Gonzales, Tommy Milone, Justus Sheffield, Reggie McClain, Erik Swanson, Sam Tuivailala, Matt Wisler
THIRD ROW L-R: Strength and Conditioning Coaches James Clifford and Derek Cantieni, Physical Therapist Ryan Bitzel, Peak Performance Coach Jimmy Van Ostrand, Domingo Santana, Keon Broxton, Jake Fraley, Mitch Haniger, J.P. Crawford, Austin Nola, Tom Murphy, Omar Narváez, Hitting Strategist Jared DeHart, Head Groundskeeper Bob Christofferson, Visiting Clubhouse Manager Jeff Bopp
SECOND ROW L-R: Trainers Rob Nodine, Yoshihiro Nakazawa, Matt Toth and Motoki Oshima, Interpreter Justin Novak, Batting Practice Pitcher Nasusel Cabrera, Dylan Moore, Daniel Vogelbach, Kyle Seager, Dee Gordon, Mallex Smith, Tim Lopes, Bat Boy Mitchell Winterburn, Advance Scouting Assistant Skylar Shibayama, Clubhouse Manager Ryan Stiles, Clubhouse Staff Billy Sepich and Joe Van Vleck
FRONT ROW L-R: Video Coordinator Jimmy Hartley, Assistant Video Coordinator Craig Manning, Pitching Development and Strategies Director Brian De Lunas, Major League Field Coordinator Jared Sandberg, Bullpen Coach Jim Brower, Pitching Coach Paul Davis, Hitting Coach Tim Laker, Manager Scott Servais, Bench Coach Manny Acta, Third Base Coach Chris Prieto, First Base/Infield Coach Perry Hill, Bullpen Catcher Fleming Baez, Advance Scouting Coordinator Frankie Piliere, Clubhouse Staff Chris DeWitt and Pete Fortune



2020 SEATTLE MARINERS TENTATIVE SCHEDULE

SUN	MON	TUE	WED	THU	FRI	SAT
MARCH/APRIL				MAR. 26 TEX	27 TEX	28 TEX
29 TEX	30 MIN	31 MIN	APR. 1 MIN	2 KC	3	4 KC
5 KC	6 CWS	7 CWS	8 CWS	9 BOS	10 BOS	11 BOS
12 BOS	13 WSH	14 WSH	15	16 OAK	17 OAK	18 OAK
19 OAK	20 MIN	21 MIN	22 MIN	23 MIN	24 TEX	25 TEX
26 TEX	27	28 LAA	29 LAA	30 HOU		

SUN	MON	TUE	WED	THU	FRI	SAT
MAY					1 HOU	2 HOU
3 HOU	4 OAK	5 OAK	6 OAK	7 HOU	8 HOU	9 HOU
10 HOU	11	12 OAK	13 OAK	14 OAK	15 DET	16 DET
17 DET	18	19 WSH	20 WSH	21	22 NYY	23 NYY
24 NYY	25 NYY	26 DET	27 DET	28 DET	29 ATL	30 ATL
31 ATL						

SUN	MON	TUE	WED	THU	FRI	SAT
	1 NYY	2 NYY	3 NYY	4	5 MIA	6 MIA
7 MIA	8	9 TOR	10 TOR	11 TOR	12 LAA	13 LAA
14 LAA	15	16 HOU	17 HOU	18 KC	19 KC	20 KC
21 KC	22 TEX	23 TEX	24 TEX	25	26 TB	27 TB
28 TB	29 BOS	30 BOS	JUNE			

SUN	MON	TUE	WED	THU	FRI	SAT
JULY			1 BOS	2	3 PHI	4 PHI
5 PHI	6 BAL	7 BAL	8 BAL	9 OAK	10 OAK	11 OAK
12 OAK	13	14	15	16	17 NYM	18 NYM
19 NYM	20 BAL	21 BAL	22 BAL	23	24 TOR	25 TOR
26 TOR	27	28 TEX	29 TEX	30 LAA	31 LAA	

SUN	MON	TUE	WED	THU	FRI	SAT
AUGUST						1 LAA
2 LAA	3 OAK	4 OAK	5	6 LAA	7 LAA	8 LAA
9 LAA	10 HOU	11 HOU	12 HOU	13	14 CLE	15 CLE
16 CLE	17 HOU	18 HOU	19 HOU	20 CWS	21 CWS	22 CWS
23 CWS	24 TB	25 TB	26 TB	27	28 LAA	29 LAA
30 LAA	31					

SUN	MON	TUE	WED	THU	FRI	SAT
SEPT.		1 SD	2 SD	3	4 HOU	5 HOU
6 HOU	7 TEX	8 TEX	9 TEX	10 TEX	11 OAK	12 OAK
13 OAK	14 SD	15 SD	16	17 CLE	18 CLE	19 CLE
20 CLE	21	22 LAA	23 LAA	24 LAA	25 TEX	26 TEX
27 TEX	28	29	30			

HOME ROAD

SCHEDULE SUBJECT TO CHANGE

FOLLOW THE MARINERS

MARINERS.COM
[Facebook.com/Mariners](https://www.facebook.com/Mariners)
[@Mariners](https://twitter.com/Mariners)
[@Mariners](https://www.instagram.com/Mariners)
[Mariners](https://www.youtube.com/Mariners)
[From the Corner of Edgar & Dave](https://www.twitch.tv/FromtheCornerofEdgar&Dave)

