

# 2016 MEDIA GUIDE



**SAM TRAVIS**  
BOSTON RED SOX  
MINOR LEAGUE OFFENSIVE  
PLAYER OF THE YEAR

**WILLIAMS JEREZ**  
BOSTON RED SOX  
MINOR LEAGUE  
PITCHER OF THE YEAR





# 2016 SALEM RED SOX MEDIA GUIDE

## TEAM INFORMATION

Media Information .....	6
Ballpark Information .....	7
Front Office Directory .....	8
President/Vice Presidents .....	9
Broadcasting and Media Relations .....	10

Rivera, Jeremy .....	58
Show, Brandon .....	59
Sopilka, David .....	60
Taveras, German .....	61
Taylor, Ben .....	62
Watkins, J.T. ....	63
Ysla, Luis .....	64

## 2016 SALEM RED SOX

Coaches Biographies .....	12
Player Biographies	
Alcantara, Mario .....	14
Ball, Trey .....	15
Basabe, Luis Alexander .....	16
Beeks, Jalen .....	17
Benintendi, Andrew .....	18
Betts, Jordan .....	19
Buttrey, Ty .....	20
Callahan, Jamie .....	21
Chavis, Michael .....	22
Coste, Carlos .....	23
Dahlstrand, Jacob .....	24
De La Guerra, Chad .....	25
Devers, Rafael .....	26
Downs, Jerry .....	27
Drehoff, Jake .....	28
Dubon, Mauricio .....	29
Espinoza, Anderson .....	30
Fernandez, Jeffrey .....	31
Glorius, Austin .....	32
Gonzalez, Daniel .....	33
Guzman, Franklin .....	34
Hudson, Bryan .....	35
Jimenez, Dedgar .....	36
Kelley, Trevor .....	37
Kopech, Michael .....	38
Lakins, Travis .....	39
LeClerc, Anyelo .....	40
Longhi, Nick .....	41
Lopez, Deiner .....	42
Maddox, Austin .....	43
Mars, Danny .....	44
McEachern, Kuehl .....	45
McGrath, Daniel .....	46
Mesa, Carlos .....	47
Meyers, Mike .....	48
Miller, Derek .....	49
Moncada, Yoan .....	50
Monge, Joseph .....	51
Moore, Ben .....	52
Pimentel, Yankory .....	53
Polanco, Jhonny .....	54
Procyshen, Jordan .....	55
Ray, Jayce .....	56
Rei, Austin .....	57

## 2015 IN REVIEW

Summary .....	66
Team Statistics .....	67
Record Breakdown .....	68
Highs and Lows .....	69
Day-by-Day .....	70
Transactions .....	72

## CAROLINA LEAGUE

League Information .....	74
Playoff Procedures/2015 Recap .....	75
2015 League Hitting Leaders .....	76
2015 League Pitching Leaders .....	77
Opponents	
Carolina Mudcats .....	78
Frederick Keys .....	79
Lynchburg Hillcats .....	80
Myrtle Beach Pelicans .....	81
Potomac Nationals .....	82
Wilmington Blue Rocks .....	83
Winston-Salem Dash .....	84

## BOSTON RED SOX ORGANIZATION

Boston Red Sox 40-Man Roster .....	86
2015 Draft Picks .....	87
Minor League Award Winners .....	88
Organizational Leaders .....	89
Affiliate Information .....	90
Pawtucket Red Sox .....	91
Portland Sea Dogs .....	92
Greenville Drive .....	93
Lowell Spinners .....	94
GCL Red Sox .....	95
Top 30 Prospects .....	96

## TEAM HISTORY

Franchise History .....	98
Postseason History .....	100
All-Star Game History .....	102
From Salem to the Major Leagues .....	103
All-Time Roster .....	104

## RECORD BOOK

Single Season Team Records .....	108
Single Season Individual Records .....	110
Single Game Team Records .....	112
Single Game Individual Records .....	114
Career Individual Records .....	116
Streaks and Feats .....	118
No-Hitters and Perfect Games .....	120



## SPECIAL THANKS

The inaugural Salem Red Sox media guide was produced by the Salem Red Sox media relations department, headed by Director of Broadcasting and Media Relations, Kevin Burke. All information is current as of March 30, 2016.

This entire project would not be possible without the consent and assistance of Salem Red Sox team historian, Jim Fulton. Large portions of this media guide were constructed thanks to his exhausting work put into the Salem professional baseball record book.

Design, layout, and original content were provided by Kevin Burke and Joe Vasile. Player and staff biographies were constructed based on the 2016 Boston Red Sox media guide. The cover and divider pages were designed with the assistance of Clark Ruhland. Photography was delivered via John Wachter of the Salem Red Sox and the Boston Red Sox media relations department. Logos used in the media guide were supplied by SportsLogos.net. Statistical information was compiled by MLB Advanced Media.

Special thanks to the media relations departments of the Carolina League and the Boston Red Sox organization for their assistance in providing accurate information for each team. In addition, the staff at SoxProspects.com, primarily Chris Hatfield, was instrumental in the construction of this media guide.

The 2016 Salem Red Sox media guide was printed at Minutemen Press of Roanoke.

For any further information on the Salem Red Sox, contact Kevin Burke of the Salem Red Sox media relations department at [kburke@salemsox.com](mailto:kburke@salemsox.com) or by calling 540-389-3333.

## BROADCASTS

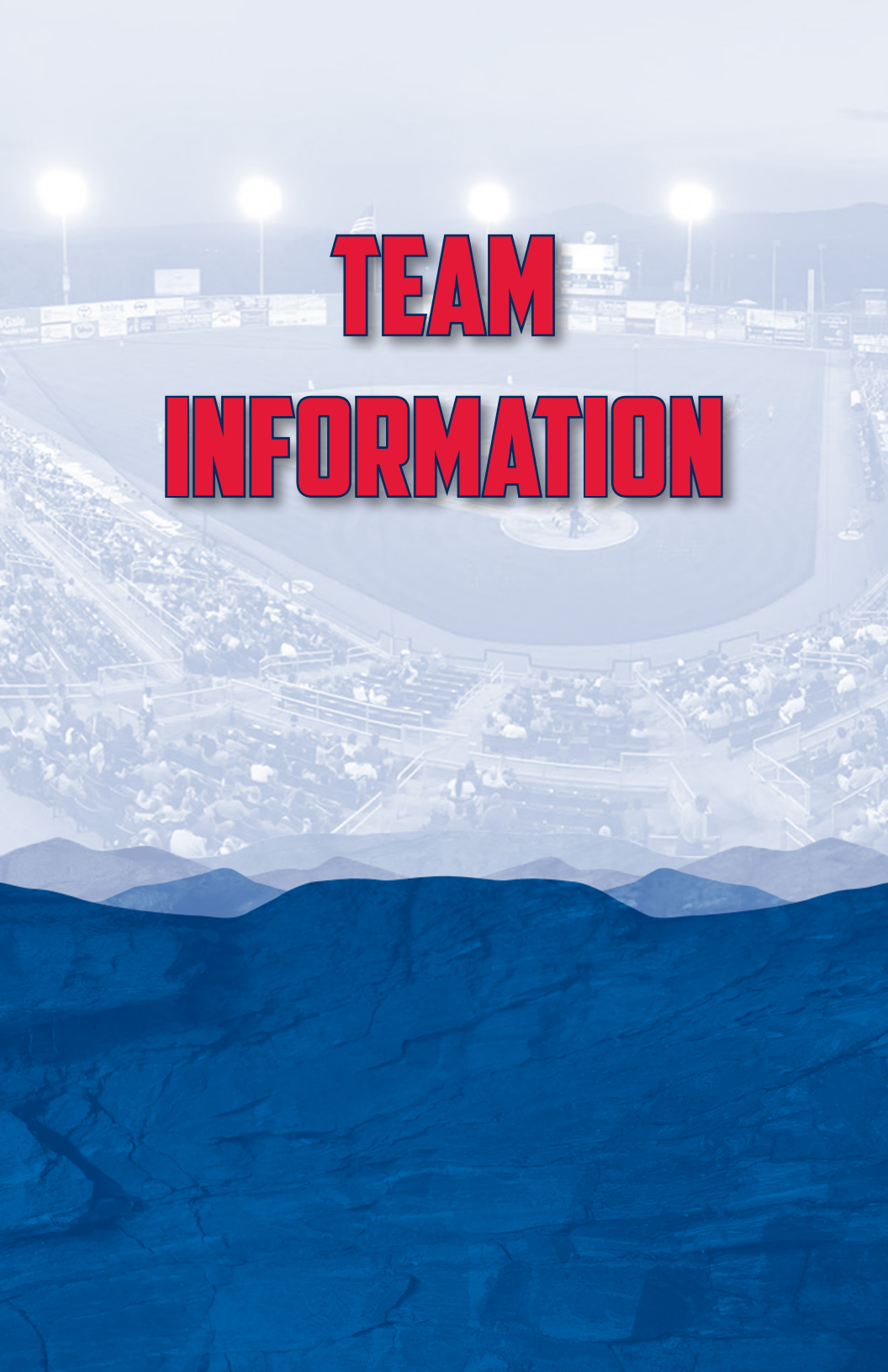
The 2016 season of Salem Red Sox baseball features a revamped broadcast approach. All 140 games will be streamed online on the Salem Sox Baseball Network through the TuneIn Radio App and also at [www.salemsox.com/broadcast](http://www.salemsox.com/broadcast).

Coverage for each game will begin 15 minutes prior to first pitch (e.g. 6:45 for a 7:00 or 7:05 first pitch). The new daily pregame show will feature a recap of the previous night's game, plus interviews with players and coaches in addition to a preview of the night's contest.

Broadcast highlights and content will be available on the Salem Sox Talk blog at [www.salemsox.mlblogs.com](http://www.salemsox.mlblogs.com).

Kevin Burke returns for his second season behind the mic for the Salem Red Sox. He is joined by Joe Vasile, who enters his first season in Salem.





# TEAM INFORMATION

## CREDENTIALS

The Salem Red Sox offer both full-season and single-game credentials for covering the team at LewisGale Field during the 2016 regular season and playoffs. All credential requests must be made at least 24 hours in advance of the game that would be covered.

Before covering a 2016 Salem Red Sox game, all credentialed members of the media must fill out and return a MiLB Credential Agreement, which can be obtained through Director of Broadcasting and Media Relations, Kevin Burke, through e-mail or in person.

## PRESS BOX

The press box at LewisGale Field is located on the third level, directly behind home plate. Updated rosters, lineups, statistics, game notes, and press releases will be provided. Media members are entitled to water from the press box refrigerator and a media meal pass, which can be obtained from the home radio booth, located at the third base end of the press box. There are no assigned seats in the working area of the press box aside from the scoreboard and official scorer positions.

A secure wireless internet will be provided for all media members working in the press box. The LewisGale Field press box is a working environment, and as such, there is to be absolutely no cheering or profanity at any time. Any such behavior will result in immediate revocation of credential privileges.

The Salem Red Sox promote a family-friendly atmosphere, but do ask those in attendance to be mindful that the press box is a working area and should be treated as such.

## INTERVIEW REQUESTS

All interview requests for players, coaches, or front office members must be made 24 hours in advance. Players and coaches will be made available for interviews prior to the game, provided it does not interfere with pregame work. No day of game requests for pregame interviews will be honored.

The clubhouse will not be open prior to a game. The clubhouse will be open to the media following the game and a 10-minute cool down period. Players and coaches are subject to availability upon request to the Red Sox media relations staff.

All interview requests can be made through Director of Broadcasting and Media Relations, Kevin Burke, through e-mail, phone, or in person.

## STILL PHOTOGRAPHERS/VIDEOGRAPHERS

Still photographers have access to photography throughout the stadium, provided it does not interfere with the game or a fan's view. Camera wells located at the far ends of the first and third base dugouts can be utilized by still photographers during game action.

Videographers are allowed to set up for shooting behind sections 200-203 on the main concourse or within the camera wells in each dugout.

There is to be no photography of any kind inside the team clubhouses.

# LEWISGALE FIELD AT SALEM MEMORIAL BALLPARK

**\$1 OFF DISCOUNT FOR:**  
 -SENIORS (65+)  
 -CHILDREN (12 & UNDER)  
 -MEMBERS OF MILITARY  
**Box Office Only**



## BALLPARK INFORMATION

## DIRECTIONS

### BALLPARK SPECIFICS

Name: LewisGale Field at Salem Memorial Ballpark  
 Opened: August 7, 1995  
 Capacity: 6,415 + standing room  
 Original Cost: \$10.1 million  
 Luxury Suites: 13 (Suites 1-10, City Suite, Fenway Suite, Club Level)  
 Party Decks: 4 (Spectator Deck, Parkview Terrace, Roanoke Times Pavilion, Carilion Corner)

### DIMENSIONS

Left Field: 325 feet  
 Center Field: 401 feet  
 Right Field: 325 feet  
 Wall Height: 20 feet

### CONTACT INFORMATION

Mail Address: P.O. Box 842, Salem, VA 24153  
 Phone: 540-389-3333  
 Fax: 540-389-9710  
 Website: www.salemsox.com  
 Email: info@salemsox.com  
 Media Email: kburke@salemsox.com  
 Twitter: @salemredsox

### PHYSICAL ADDRESS:

1004 Texas Street  
 Salem, VA 24153

### FROM 220:

Take the Franklin Road exit towards Salem and Tanglewood Mall.  
 Follow 419 past Brambleton Avenue and Apperson Drive (about 8 miles).  
 Take a left at Boulevard (Wilco on the corner).  
 Follow Boulevard 1/4 mile to ballpark on right.  
 Stadium is next to Salem Civic Center & Football Stadium.

### FROM I-81:

Take Salem exit 141, Route 419 towards Salem.  
 Follow 419 through four traffic lights (passing Lakeside Shopping Plaza on right).  
 Bear to the right on to Texas Street (Alt. 460/11).  
 Follow about 1/4 of a mile to ballpark on the left (next to football stadium and Salem Civic Center).

All parking is free of charge to all fans.

# FRONT OFFICE STAFF DIRECTORY

## EXECUTIVE STAFF

Ryan Shelton ..... President/General Manager  
 Allen Lawrence ..... Vice President/Assistant General Manager  
 Tim Anderson ..... Vice President of Operations  
 Nathan Blum ..... Vice President of Ticket Sales and Service

## CORPORATE PARTNERSHIPS

Steven Elovich ..... Director of Corporate Sponsorships  
 Andy Leisen ..... Account Executive  
 Glen Medcalf ..... Account Executive, Business Development  
 HJ Adams ..... Account Executive, Corporate Partnership

## TICKET SALES AND SERVICE

Andrew Yarnall ..... Director of Ticket Sales and Service  
 Keegan Moody ..... Ticket Operations and Retention Manager  
 Kris North ..... Personal Ticket Consultant  
 Derrick McCabe ..... Ticket Sales Assistant

## OPERATIONS

Patrick Pelletier ..... Food and Beverage Manager  
 Trevor Wright ..... Food and Beverage Assistant  
 Jerald Morgan ..... Facilities Assistant  
 Brandon Moore ..... Head Groundskeeper  
 Keith Yancey ..... Assistant Groundskeeper  
 Ray Sterling ..... Clubhouse Manager  
 Grant Graven ..... Visiting Clubhouse Manager

## MARKETING AND COMMUNITY RELATIONS

Samantha Barney ..... Marketing and Promotions Manager  
 Jason Heid ..... Marketing and Promotions Assistant  
 Chelsea Booth ..... Community Relations Manager  
 Hannah DeFrank ..... Public Relations and Advertising Assistant

## BROADCASTING AND MEDIA RELATIONS

Kevin Burke ..... Director of Broadcasting and Media Relations  
 Joe Vasile ..... Broadcasting and Media Relations Assistant

## ACCOUNTING

Celeste Hotze ..... Accounting Manager  
 Chandler Mackenhimer ..... Accounting Assistant

General Information

2016 Red Sox

2015 In Review

Carolina League

Boston Red Sox

Team History

Record Book







## RYAN SHELTON, PRESIDENT/GENERAL MANAGER

Ryan Shelton, the 2015 Calvin Falwell Executive of the Year for the Carolina League, was named the 22nd General Manager in Salem organizational history (third in the Red Sox era) on August 20, 2013. He was promoted to President/General Manager on December 1, 2015.

During his two-year tenure as General Manager, the team has increased total attendance by 32 percent, including 11 sellouts compared to just one over the five previous seasons combined. Under his leadership, the club has seen significant increases in season ticket sales, group tickets, and corporate partnerships.

Shelton has also helped the club rededicate itself to customer service and has more than tripled the number of in-game promotions, resulting in a dramatically improved fan experience. In addition to his business successes, Shelton has also helped to introduce a number of new initiatives that more closely connect the club to its fans and the broader Salem community, including: 1) a comprehensive military appreciation program incorporating the club's Salute to Heroes, Military Card set giveaway, and Freedom Fridays initiatives; 2) enhanced player involvement through the new Community Service Player of the Month program that has more than doubled the number of player appearances; and 3) more comprehensive fundraising programs that have helped raise more than \$250,000 for deserving local non-profit organizations over the past two seasons.

The club also continues to serve the community in times of healing as the 2015 season began with the team wearing special hats as a remembrance of the Virginia Tech shootings and ended with a moment of silence and a "7" symbol painted on the field honoring the tragic deaths of WDBI's Alison Parker and Adam Ward.

Shelton began his career in sports in 2008 working as an Inside Sales representative for the Florida Marlins. He quickly established himself as a rising star and worked his way up the ranks at the Augusta Lynx, South Carolina Sting Rays, and Manchester Monarchs where he served as the Senior Director of Ticket Sales. He was hired in Salem as the Vice President of Ticket Sales and Service in April of 2013 before ascending to the role of General Manager in August of that year.

Shelton was selected as the 2015 Falwell Award recipient by a group of his peers and senior front office executives from the Carolina League, including club general managers and team directors, and the league president. He is just the fourth Salem executive to win the award over the past 29 years joining Sam Lazzaro (1989), Dave Oster (1996), and John Katz (2006).



**ALLEN LAWRENCE**  
VICE PRESIDENT  
ASST. GENERAL MANAGER



**TIM ANDERSON**  
VICE PRESIDENT  
OPERATIONS



**NATHAN BLUM**  
VICE PRESIDENT  
TICKET SALES AND SERVICE




## KEVIN BURKE, DIRECTOR OF BROADCASTING AND MEDIA RELATIONS

Kevin Burke enters his second season as the Director of Broadcasting and Media Relations for the Salem Red Sox after joining the team prior to the 2015 season. Kevin serves as the "Voice of the Salem Sox" for all games and handles media relations obligations for the team, including serving as the primary contact for local and national media.

Kevin began his broadcasting career with the Red Sox in 2010, broadcasting select road games for the team while serving as the on-field emcee and promotions and media relations intern for two seasons. Since his internship, Kevin has worked in a broadcasting and media relations capacity for the Corvallis (Oregon) Knights in the West Coast Collegiate Baseball League, the Pensacola (Florida) Blue Wahoos in the Double-A Southern League, and the Traverse City (Michigan) Beach Bums in the independent Frontier League.

Aside from baseball, Kevin works as a play-by-play broadcaster for High Point University (North Carolina) men's and women's basketball in the offseason. He also has freelanced with ESPN3 and the Big South Network. In addition, Kevin has been selected to broadcast state championship football, basketball, volleyball, wrestling, and swimming in Virginia and Maryland through the NFHS Network.

A native of Leesburg, Virginia, Kevin is a graduate of Heritage High School and Virginia Tech. While earning a degree in communication with a minor in professional writing, Kevin interned with the Virginia Tech IMG Sports Network. During his time in Blacksburg, he was hired as a public address announcer and held play-by-play roles for Hokie baseball, softball, men's and women's soccer, volleyball, wrestling, and swimming.



## JOE VASILE, BROADCASTING AND MEDIA RELATIONS ASSISTANT

Joe Vasile enters his first season as the Broadcasting and Media Relations Assistant for the Salem Red Sox. Prior to joining the Red Sox, Joe was with the Fayetteville (N.C.) SwampDogs of the Coastal Plain League for two seasons.

Joe began with the SwampDogs as the Broadcasting and Media Relations intern in 2014, and was hired as the Assistant General Manager for 2015. In 2014, Joe was voted the CPL Broadcaster of the Year. Before joining the SwampDogs, Joe was a Media and Public Relations Intern for the Rockland (N.Y.) Boulders of the independent Can-Am League in 2013, and was a Broadcast Engineer for the Trenton (N.J.) Thunder of the Double-A Eastern League in 2013 and 2014.

Outside of baseball, Joe served as the voice of Widener University (Pa.) football in 2012 and 2013, and Wilkes University (Pa.) football and basketball in 2014-2015. Joe spent the 2015-2016 athletic season calling football and basketball for the University of North Carolina at Pembroke. Joe has also freelanced with Strive TV and NJ.org, calling high school sports and USA Football's 2015 International Bowl in Arlington, Texas.

A native of Paramus, N.J., Joe is a graduate of Paramus High School and The College of New Jersey. Joe was a member of Lambda Pi Eta, the National Communication Honor Society, and holds a degree in Communication Studies: Radio/TV/Film. Joe is a contributing writer at Beyond the Box Score.



**2016**

**SALEM RED SOX**



## JOE OLIVER

**MANAGER**

**Age:** 50   **Ht:** 6'3"   **Wt:** 215   **B:** R   **T:** R   **Seasons in Majors:** 13  
**Born:** 7/24/1965   **Birthplace:** Memphis, TN   **Resides:** Orlando, FL  
**Years in Red Sox Organization:** 3rd season   **Years in Salem:** 1st season  
**Minor League Managerial Record:** 74-77 (.490)

Joe Oliver enters his first season at the helm for Salem in 2016. He previously served in the same capacity for Lowell in 2014-15. He made his managerial debut with the Spinners in 2014 as the club's 11th manager in franchise history.

A 13-year major league veteran, he was drafted by the Cincinnati Reds in the 1983 June Draft. Joe made his major league debut in 1989, was a member of the 1990 World Series Champion Reds, and was named the Reds MVP in 1993. He also played with the Milwaukee Brewers (1995), Detroit Tigers (1998), Seattle Mariners (1998, 2000), Pittsburgh Pirates (1999), New York Yankees (2001), and the Boston Red Sox (2001).

After his retirement, Joe coached at the youth and high school level, most recently coaching varsity baseball at Boone High School in Orlando, FL after also spending time at Bishop Moore Catholic High School (2012) and Pine Castle Christian Academy (2002-11).

### MANAGERIAL RECORD

YEAR	CLUB	W-L	PCT.	DIV	PLAYOFFS
2014	Lowell	37-38	.493	3rd	None
2015	Lowell	37-39	.487	2nd	None
<b>TOTAL (2 years)</b>		<b>74-77</b>	<b>.490</b>		



## PAUL ABBOTT

**PITCHING COACH**

**Age:** 48   **Ht:** 6'3"   **Wt:** 185   **B:** R   **T:** R   **Seasons in Majors:** 11  
**Born:** 9/15/1967   **Birthplace:** Van Nuys, CA   **Resides:** Fullerton, CA  
**Years in Red Sox Organization:** 6th season   **Years in Salem:** 2nd season

Paul enters his second season as Salem's pitching coach after serving in the same capacity for Greenville (2013-14) and Lowell (2011-12). He previously spent two seasons with the independent Golden League's Orange County Flyers, serving as manager in 2010 and as pitching coach in 2009. He also was an assistant coach at Fullerton (CA) Junior College.

A right-handed pitcher, he played 20 seasons of professional ball from 1985-2005 and spent parts of 11 seasons in the major leagues with the Twins (1990-92), Indians (1993), Mariners (1998-2002), Royals (2003), Devil Rays (2004), and Phillies (2004). He was originally selected by Minnesota in the 3rd round of the 1985 draft and earned a career-high 17 victories during the Mariners' 116-win season in 2001.

Paul lives in Fullerton, CA and has four children: Lance (29), Trent (28), Chloe (18), and Reese (15).

**NELSON****HITTING COACH****PAULINO****Age:** 43 **Ht:** 5'11" **Wt:** 155 **B:** S **T:** R **Seasons in Minors:** 3**Born:** 1/28/1973 **Birthplace:** Salcedo, DR **Resides:** San Pedro de Macoris, DR**Years in Red Sox Organization:** 19th season **Years in Salem:** 2nd season

Nelson returns for his second season as hitting coach with Salem (also 2013) after serving in the same capacity for the Greenville Drive (2014-15), and the Lowell Spinners (2012). It marks his 19th consecutive year with the Red Sox after joining the organization in 1998. He previously served as hitting coach for Boston's Dominican Summer League club from 2008-11 and from 2001-02. Nelson was the DSL club's bench coach in 2007 and manager from 2003-06.

The switch-hitting infielder played three years in the Braves farm system from 1992-94, hitting .261 with five homers and 56 stolen bases in 306 career minor league games. Nelson and his wife, Neltkis Peguero, have three children: Angelina, Chrisberlin, and Nelson, Jr.

**NICK****ATHLETIC TRAINER****KUCHWARA****Age:** 29 **Ht:** 5'6" **Wt:** 180 **B:** R **T:** R**Born:** 1986 **Birthplace:** San Antonio, TX **Resides:** Colorado**Years in Red Sox Organization:** 3rd season **Years in Salem:** 1st season

Nick begins his first season as the athletic trainer for Salem. He worked in the same capacity for Lowell in 2015 as well as for Portland and Pawtucket in previous years.



MARIO

RHP

## ALCANTARA

Age: 23 Ht: 6'2" Wt: 230 B: R T: R Pro Experience: 7th Season

Born: 12/27/1992 Birthplace: Santo Domingo, DR Resides: Bajos De Haina, DR

Acquired: Signed as an international free agent, 7/2/2009

## CAREER STATS

Year	Team	Level	W-L	ERA	G	GS	CG	SHO	SV	IP	H	R	ER	HR	HB	BB	SO	WP	BK
2010	DSL	Rk	1-7	4.55	14	14	0	0	0	55.1	62	39	28	0	9	21	30	10	0
2011	GCL	Rk	2-6	4.18	11	11	0	0	0	51.2	44	31	24	2	9	20	24	9	0
2012	GCL	Rk	3-2	5.15	13	12	0	0	0	43.2	44	27	25	4	8	35	38	5	0
2013	Lowell	SS	5-5	4.17	14	9	0	0	0	58.1	61	42	27	2	9	29	46	6	1
2014	Lowell	SS	2-3	8.00	11	0	0	0	0	18.0	20	17	16	2	2	14	20	2	1
	Greenville	A-	1-2	8.31	16	7	0	0	0	43.1	60	46	40	5	3	34	24	4	0
2015	Greenville	A-	4-2	3.51	35	0	0	0	3	74.1	67	34	29	6	4	38	71	8	0
<b>Minor League Totals</b>			<b>18-27</b>	<b>4.94</b>	<b>114</b>	<b>53</b>	<b>0</b>	<b>0</b>	<b>3</b>	<b>344.2</b>	<b>358</b>	<b>236</b>	<b>189</b>	<b>21</b>	<b>44</b>	<b>191</b>	<b>253</b>	<b>44</b>	<b>2</b>

## 2015

- Spent entire season with Low-A Greenville, his first as a full-time reliever
- Named a South Atlantic League mid-season All-Star (1.0 IP, H)
- Led the Drive in appearances (35) and ranked among leaders in strikeouts (3rd, 71) and games finished (t-2nd, 24)
- Pitched at least 2.0 innings in 29 of his outings, and at least 3.0 innings in eight of them
- Posted a 1.93 ERA (8 ER/37.1 IP) in the first half of the season
- Allowed only 1 ER in 18.1 IP (0.49 ERA) in his final seven appearances of the season

## 2014

- Split the season between Greenville and Lowell, combining to go 3-5 with an 8.22 ERA in 27 games
- Made seven starts for the Drive to begin the season before appearing exclusively out of the bullpen

## 2013

- Spent the season at Lowell, where he tied for the club lead in wins (5)

## 2012

- Paced the GCL Red Sox and tied for the league lead with 12 starts
- Allowed 2 R in 14.2 IP (1.27 ERA) over his final four starts of the season from 8/8-25

## 2011

- Held opponents to a .238 average, the third-lowest mark in the GCL among qualifying starters
- Tied for the club lead with 11 starts and ranked second with 51.2 IP

## 2010

- Made pro debut with the DSL Red Sox, tied for the club lead with 14 starts



TREY

LHP

BALL

Age: 21 Ht: 6'6" Wt: 205 B: L T: L Pro Experience: 4th Season

Born: 6/27/1994 Birthplace/Resides: New Castle, IN

Acquired: 1st round pick (7th overall) in the 2013 Draft

College: N/A

High School: New Castle Chrysler

## CAREER STATS

Year	Team	Level	W-L	ERA	G	GS	CG	SHO	SV	IP	H	R	ER	HR	HB	BB	SO	WP	BK
2013	GCL	Rk	0-1	6.43	5	5	0	0	0	7.0	10	7	5	1	0	6	5	1	0
2014	Greenville	A-	5-10	4.68	22	22	0	0	0	100.0	111	69	52	9	3	39	68	5	1
2015	Salem	A+	9-13	4.73	25	25	0	0	0	129.1	129	78	68	16	3	60	77	12	1
<b>Minor League Totals</b>			<b>14-23</b>	<b>4.79</b>	<b>52</b>	<b>52</b>	<b>0</b>	<b>0</b>	<b>0</b>	<b>236.1</b>	<b>250</b>	<b>154</b>	<b>125</b>	<b>26</b>	<b>6</b>	<b>105</b>	<b>150</b>	<b>18</b>	<b>2</b>

## PROSPECT RANKINGS

- Baseball America: Boston #17, Boston #2 LHSP
- MLB Pipeline: Boston #19
- SoxProspects.com: Boston #15

## 2015

- Spent entire season with High-A Salem, ranked among team leaders in wins (2nd, 9), starts (t-2nd, 25), innings (3rd, 129.1), and strikeouts (t-4th, 77)
- Made six scoreless starts
- Ranked third in the Carolina League in BB (60), and second in HR allowed (16) and losses (13)
- Threw 6.0 no-hit innings on 4/17 vs Carolina, issuing 2 BB and not allowing a runner past 1B
- Named Red Sox Minor League Starting Pitcher of the Month for June, making 5 starts and going 3-1 with a 1.59 ERA and .184 opponent AVG (28.1 IP, 18 H, 6 R, 5 ER, 13 BB, 19 K)
- Recorded three consecutive scoreless starts on 6/4 (6.0 IP), 6/9 (5.2), and 6/14 (4.0), allowing only two hits in each
- Posted a 2.45 ERA (18 ER/66.0 IP) during a 12-start span from 5/19-7/18

## 2014

- Started 22 games for Low-A Greenville, third-most on the club
- Went 4-3 with a 2.70 ERA (17 ER/56.2 IP) and a .195 opponent AVG in his final 11 starts

## 2013

- Made five starts for the GCL Red Sox in his pro debut
- Was ranked as the Red Sox' 15th-best prospect by Baseball America following the season

## PERSONAL

- Named Gatorade Indiana Baseball Player of the Year in 2013 after going 6-0 with a 0.76 ERA
- Tabbed No. 1 draft eligible LHP by Baseball America
- Also hit .329 with 9 HR and 20 steals as an outfielder



LUIS ALEXANDER

BASABE

OF

Age: 19 Ht: 6'0" Wt: 180 B: S T: R Pro Experience: 4th Season

Born: 8/26/1996 Birthplace: El Vigia, VE Resides: Caja Seca, VE

Acquired: Signed as an international free agent, 8/26/2012

## CAREER STATS

Year	Team	Level	AVG	G	AB	R	H	2B	3B	HR	RBI	SH	SF	HP	BB	SO	SB	CS	E
2013	DSL	Rk	.225	60	209	49	47	13	2	1	19	3	1	6	49	58	18	5	2
2014	DSL	Rk	.284	40	148	38	42	7	11	0	26	0	3	3	30	36	13	2	2
	GCL	Rk	.248	32	105	15	26	5	0	1	13	1	3	1	13	23	2	4	5
2015	Lowell	SS	.243	56	222	36	54	8	3	7	23	0	1	1	32	67	15	4	7
<b>Minor League Totals</b>			<b>.247</b>	<b>188</b>	<b>684</b>	<b>138</b>	<b>169</b>	<b>33</b>	<b>16</b>	<b>9</b>	<b>81</b>	<b>4</b>	<b>8</b>	<b>11</b>	<b>124</b>	<b>184</b>	<b>48</b>	<b>15</b>	<b>11</b>

## PROSPECT RANKINGS

- Baseball America: Boston #9, Boston #2 CF
- MLB Pipeline: Boston #8
- SoxProspects.com: Boston #8

## 2015

- Spent entire season with Short-A Lowell, named a New York-Penn League mid-season All-Star
- Led the Spinners in runs (36), HR (tied, 7), total bases (89), BB (32), and steals (15)
- Ranked t-3rd in the NYPL in HR, 4th in AB/HR ratio (31.71), 7th in BB, and t-10th in steals
- Made 25 starts in CF, 25 in RF, and six in LF
- Led NYPL outfielders in double plays (4) and shared the league lead in assists (8)
- Recorded a pair of 2-HR games, the 1st of his career (6/30 at Vermont, 7/8 vs. West Virginia)

## 2014

- Combined with the DSL Red Sox (40 G) and GCL Sox (32 G) to hit .269 (68-for-253)
- Appeared in CF (39 G) and RF (30 G)
- Began the season with the DSL Sox, recording a .408 OBP and leading the club in 3B (11) and steals (tied, 13)
- Went 4-for-6 with 4 runs and 7 RBI on 6/13 at the DSL Mariners
- Transferred to the GCL Sox on 7/23

## 2013

- Played in 60 games with the DSL Sox in his pro debut
- Led the club in runs (59), 2B (13), BB (49), and SB (18)
- Made all 53 of his starts in CF

## PERSONAL

- He and his twin brother, Luis Alejandro, both signed with the Red Sox on 8/26/2012, their 16th birthday.



**JALEN****LHP****BEEKS****Age:** 22 **Ht:** 5'11" **Wt:** 205 **B:** L **T:** L **Pro Experience:** 3rd Season**Born:** 7/10/1993 **Birthplace:** Fayetteville, AR **Resides:** Prairie Grove, AR**Acquired:** 12th round pick (374th overall) in the 2014 Draft**College:** Arkansas**High School:** Prairie Grove

## CAREER STATS

Year	Team	Level	W-L	ERA	G	GS	CG	SHO	SV	IP	H	R	ER	HR	HB	BB	SO	WP	BK
2014	GCL	Rk	0-0	0.00	2	0	0	0	0	5.0	3	0	0	0	0	0	8	0	0
2015	Greenville	A-	9-7	4.32	26	26	0	0	0	145.2	156	82	70	17	4	28	100	3	2
<b>Minor League Totals</b>			<b>9-7</b>	<b>4.18</b>	<b>28</b>	<b>26</b>	<b>0</b>	<b>0</b>	<b>0</b>	<b>150.2</b>	<b>159</b>	<b>82</b>	<b>70</b>	<b>17</b>	<b>4</b>	<b>28</b>	<b>108</b>	<b>3</b>	<b>2</b>

## 2015

- Spent entire season with Low-A Greenville
- Led the Red Sox organization in IP (145.2) and ranked fifth in strikeouts (100) and 10th in ERA (4.32)
- Led the Drive in wins (tied, 9), starts (26), innings, and strikeouts
- Had the fifth-lowest unintentional BB/9.0 IP ratio in the South Atlantic League (1.73), also ranking fourth in innings and 2nd in HR allowed (17)
- Held LHB to a .244 AVG, .295 OBP, and .356 SLG (39-for-160, 2 HR)
- Recorded 10 quality starts
- Named Red Sox Minor League Starting Pitcher of the Month for May, going 4-1 with a 2.81 ERA and .238 opponent AVG (5 GS, 32.0 IP, 30 H, 14 R, 10 ER, 3 BB, 15 K)
- Threw 7.0 scoreless innings on 6/11 vs. Augusta
- Posted a 2.12 ERA (7ER/29.2 IP) during a five-start stretch from 7/19-8/12
- Was on the disabled list from 8/13-21
- Returned from the disabled list and allowed 15 ER in 17.0 IP in his final four starts (7.94 ERA)

## 2014

- Made only two appearances for the GCL Red Sox in his pro debut
- Was on the disabled list from 7/5-8/18

## PERSONAL

- Made 42 pitching appearances in two seasons (2013-14) for the University of Arkansas, going 12-6 with a 2.05 ERA
- Pitched in 19 games for Crowder Junior College in 2012
- Was a four-time all-conference selection and two-time all-state selection at Prairie Grove (AR) High School
- Struck out 21 batters in a game as a junior in 2010



ANDREW

BENINTENDI

OF

Age: 21 Ht: 5'10" Wt: 180 B: L T: L Pro Experience: 2nd Season

Born: 7/6/1994 Birthplace/Resides: Cincinnati, OH

Acquired: 1st round pick (7th overall) in the 2015 Draft

College: Arkansas

High School: Madeira

## CAREER STATS

Year	Team	Level	AVG	G	AB	R	H	2B	3B	HR	RBI	SH	SF	HP	BB	SO	SB	CS	E
2015	Lowell	SS	.290	35	124	19	36	2	4	7	15	1	2	1	25	15	7	1	0
	Greenville	A-	.351	19	74	17	26	5	0	4	16	0	1	1	10	9	3	2	1
<b>Minor League Totals</b>			<b>.313</b>	<b>54</b>	<b>198</b>	<b>36</b>	<b>62</b>	<b>7</b>	<b>4</b>	<b>11</b>	<b>31</b>	<b>1</b>	<b>3</b>	<b>2</b>	<b>35</b>	<b>24</b>	<b>10</b>	<b>3</b>	<b>1</b>

## PROSPECT RANKINGS

- Baseball America: Boston #3, Boston #1 CF, Overall #15, Best Strike Zone Discipline, Best Defensive OF
- MLB Pipeline: Boston #3, Overall #5 OF, Overall #25
- SoxProspects.com: Boston #4

## 2015

- Made professional debut, combining with Short-A Lowell (35 G) and Low-A Greenville (19 G) to hit .313 (62-for-198) with a .416 OBP and .556 SLG
- Ranked t-3rd in the Red Sox organization in HR (11), averaging a homer ever 18.0 AB
- Hit .221 in his first 20 games through 7/29, but posted a .362 AVG/.433 OBP/.625 SLG in his final 34 games (47-for-130, 6 2B, 3 3B, 7 HR)
- Made his pro debut with Lowell on 7/3 at Connecticut, going 2-for-4 and scoring the winning run in the 9th inning of a 2-1 Spinners victory
- Hit his 1st pro HR the following day at Tri-City, scoring the winning run again on a two-run shot in the 3rd inning
- Named NYPL Player of the Week on 8/17 after batting .407 (11-for-27, 3 HR) in his final seven games with Lowell.
- Transferred to Greenville on 8/17 and reached base in 18 of 19 games with the Drive
- Hit two HR in his second game with Greenville on 8/19 at Greensboro
- Hit his first professional walk-off HR on 9/3 vs. Savannah, a two-run shot in the 9th inning of a 6-5 win
- Named Red Sox Minor League Hitter of the Month for August/September, posting a .359/.430/.602 batting line in that time (46-for-128, 25 R, 6 2B, 2 3B, 7 HR, 21 RBI, 16 BB)

## PERSONAL

- Became the Red Sox' earliest ever college player selected in a June Draft (7th overall in 2015)
- Played baseball for two seasons at the Arkansas, leading the Razorbacks to a College World Series berth in 2015
- Became the third-highest draft pick in school history
- Rated by Baseball America as the best collegiate pure hitter available in the June 2015 Draft
- Led Division I in HR (20) and ranked 3rd in SLG (.717)
- Won the Dick Howser Trophy and the Golden Spikes Award as the top Division I baseball player in the country
- Also named National Player of the Year by Collegiate Baseball and Baseball America
- Named SEC Player of the Year after leading the conference in AVG (.376), OBP (.488), SLG, HR, and BB (50)
- Became the first Arkansas baseball player to ever win SEC and National Player of the Year
- Became the third player in the 81-year history of the conference to lead the league in HR and AVG (also Rafael Palmeiro in 1984 and Jeff Abbott in 1994)
- Named 2014-15 Roy F. Kramer SEC Male Athlete of the Year by a vote of the league's athletics directors
- As a senior in 2013 at Madeira (OH) High School, was named ACBA/Rawlings National High School Player of the Year, Gatorade Ohio Baseball Player of the Year, and a First Team All-American after batting .564 with 12 HR, 57 RBI, and 38 SB
- Graduated with the Ohio high school career record in runs scored (199)
- Selected by the Cincinnati Reds in the 31st round of the 2013 June Draft, but did not sign
- Also played basketball in high school earning Division III Co-Player of the Year honors from the Cincinnati Enquirer after setting school records in points in a career (1,753) and season (638), career 3-pointers (180), and points per game in a season (25.5)



**JORDAN**

**BETTS**

**INF**

**Age:** 24   **Ht:** 6'3"   **Wt:** 180   **B:** R   **T:** R   **Pro Experience:** 3rd Season

**Born:** 10/6/1991   **Birthplace:** Wilmington, NC   **Resides:** Jacksonville, NC

**Acquired:** 18th round pick (554th overall) in the 2014 Draft

**College:** Duke   **High School:** New Hanover

## CAREER STATS

Year	Team	Level	AVG	G	AB	R	H	2B	3B	HR	RBI	SH	SF	HP	BB	SO	SB	CS	E
2014	Lowell	SS	.269	64	242	32	65	17	2	10	40	0	3	0	25	76	1	2	8
2015	Salem	A+	.212	113	387	40	82	21	1	4	33	0	3	4	33	121	5	1	20
<b>Minor League Totals</b>			<b>.234</b>	<b>177</b>	<b>629</b>	<b>72</b>	<b>147</b>	<b>38</b>	<b>3</b>	<b>14</b>	<b>73</b>	<b>0</b>	<b>6</b>	<b>4</b>	<b>58</b>	<b>197</b>	<b>6</b>	<b>3</b>	<b>28</b>

## 2015

- Spent entire season with High-A Salem, leading the club in games (130) and ranking among leaders in runs (t-2nd, 40) and 2B (3rd, 21)
- Made 74 starts at 3B and 36 at 1B
- Hit .302 (26-for-86) with a .348 OBP when leading off an inning
- Had a season-high 5 RBI on 6/9 at Lynchburg
- On 6/16 at Wilmington, broke a 3-3 tie with a two-out HR in the 9th inning of a 4-3 win

## 2014

- Spent first pro season with Short-A Lowell, leading the Spinners in HR (10), RBI (40), BB (tied, 25), and SLG (.479)
- Ranked fifth in the New York-Penn League in HR, t-6th in RBI, and eighth in SLG
- Became the first Lowell player to hit double-digit HR in a season since 2008 (Luis Sumoza, 11)
- Earned NYPL mid-season All-Star honors
- Homered in three of his first seven professional games

## PERSONAL

- Was a four-year starter (2011-14) and a two-time All-ACC selection (2013-14) at Duke University
- Recorded 69 career doubles, second-most in school history
- Attended New Hanover (NC) High School, where he hit .517 as a junior and was named the conference's Player of the Year as a senior
- Was also quarterback of the football team



Ty

RHP

# BUTTREY

**Age:** 23 **Ht:** 6'6" **Wt:** 240 **B:** L **T:** R **Pro Experience:** 5th Season

**Born:** 3/31/1993 **Birthplace:** Matthews, NC **Resides:** Gulfport, FL

**Acquired:** 4th round pick (151st overall) in the 2012 Draft

**College:** N/A

**High School:** Providence Senior

## CAREER STATS

Year	Team	Level	W-L	ERA	G	GS	CG	SHO	SV	IP	H	R	ER	HR	HB	BB	SO	WP	BK
2012	GCL	Rk	0-0	1.80	4	3	0	0	0	5.0	5	2	1	0	1	1	5	0	1
2013	Lowell	SS	4-3	2.21	13	13	0	0	0	61.0	54	21	15	0	5	21	35	7	0
2014	GCL	Rk	0-0	1.80	2	2	0	0	0	5.0	2	1	1	0	1	1	4	0	0
	Lowell	SS	0-0	3.09	3	2	0	0	0	11.2	11	6	4	0	0	7	12	2	1
	Greenville	A-	0-5	6.85	11	11	0	0	0	46.0	59	41	35	5	1	24	40	4	0
2015	Greenville	A-	1-0	2.45	4	4	0	0	0	22.0	17	8	6	2	1	3	22	0	0
	Salem	A+	8-10	4.20	21	21	0	0	0	115.2	117	62	54	5	5	45	81	13	1
<b>Minor League Totals</b>			<b>13-18</b>	<b>3.92</b>	<b>58</b>	<b>56</b>	<b>0</b>	<b>0</b>	<b>0</b>	<b>266.1</b>	<b>265</b>	<b>141</b>	<b>116</b>	<b>12</b>	<b>14</b>	<b>102</b>	<b>199</b>	<b>26</b>	<b>3</b>

## PROSPECT RANKINGS

- Baseball America: Boston #18, Boston #4 RHSP
- MLB Pipeline: Boston #26
- SoxProspects.com: Boston #29

## 2015

- Combined with Low-A Greenville and High-A Salem to go 9-10, 3.92 ERA (60 ER/137.2 IP)
- Ranked eighth in the Sox system in ERA and t-3rd in strikeouts (103)
- Named Red Sox Minor League Starting Pitcher of the Month for April (1-0, 2.45 ERA, .210 opponent AVG, 6 ER/22.0 IP, four starts) with Greenville
- Transferred to Salem on 5/1 and won his first four decisions
- Did not allow a HR in his first 11 starts with Salem (60.2 IP)
- Combined to go 6-1, 2.54 ERA (14 ER/49.2 IP) in May and June (nine starts), compared to 2-9, 5.45 ERA (40 ER/66.0 IP) in his final 12 starts beginning 7/1

## 2014

- Combined with Greenville, the GCL Red Sox, and Short-A Lowell to go 0-5 with a 5.74 ERA (40 ER/62.2 IP) in 16 apps (15 GS)
- Began the season with Greenville but made just four starts from 5/2-18 before landing on the DL
- Made five combined rehab appearances (four starts) between the GCL (7/3-8) and Lowell (7/14-24), posting a 2.70 ERA (5 ER/16.2 IP)
- Activated from the DL on 7/29 and made seven more starts for the Drive (5.19 ERA, 20 ER/34.1 IP)

## 2013


- Topped organizational leaders with a 2.21 ERA (15 ER/61.0 IP) for Lowell, seventh best in the New York-Penn League
- Allowed 2 ER or fewer in each of his final five starts (1.52 ERA)

## 2012

- Made four appearances (three starts) with the GCL Red Sox in his pro debut

## PERSONAL

- Went 9-2 with two saves and a 0.91 ERA (7 ER/69.0 IP) at Providence (NC) Senior High School in 2012
- Averaged 13.0 K/9.0 IP as a senior



**JAMIE**

**CALLAHAN**

**RHP**

**Age:** 21 **Ht:** 6'2" **Wt:** 225 **B:** R **T:** R **Pro Experience:** 5th Season

**Born:** 8/24/1994 **Birthplace:** Florence, SC **Resides:** Hamer, SC

**Acquired:** 2nd round pick (87th overall) in the 2012 Draft

**College:** N/A **High School:** Dillon

## CAREER STATS

Year	Team	Level	W-L	ERA	G	GS	CG	SHO	SV	IP	H	R	ER	HR	HB	BB	SO	WP	BK
2012	GCL	Rk	1-0	5.19	5	4	0	0	0	8.2	8	5	5	0	0	3	7	0	0
2013	Lowell	SS	5-1	3.92	13	12	0	0	0	59.2	48	27	26	4	2	17	54	3	1
2014	Greenville	A-	3-13	6.96	25	25	0	0	0	108.2	137	95	84	12	5	66	89	10	1
2015	Greenville	A-	7-6	4.53	31	6	0	0	3	89.1	94	52	45	4	3	33	94	6	0
<b>Minor League Totals</b>			<b>16-20</b>	<b>4.53</b>	<b>74</b>	<b>47</b>	<b>0</b>	<b>0</b>	<b>3</b>	<b>266.1</b>	<b>287</b>	<b>179</b>	<b>160</b>	<b>20</b>	<b>10</b>	<b>119</b>	<b>244</b>	<b>19</b>	<b>2</b>

## 2015

- Spent entire season with Low-A Greenville, ranking third on the club in apps (31) and second in strikeouts (94)
- Made his first six appearances as a starter (0-3, 9.14 ERA, 22 ER/21.2 IP), but spent the remainder of the season as a reliever (7-3, 3 SV, 3.06 ERA, 23 ER/67.2 IP)
- Held RHB to a .215 AVG (45-for-209) and .283 OBP, while not allowing a HR to a LHB (148 AB)
- Went 0-5 with an 8.10 ERA and .329 opponent AVG in 11 appearances through 6/6 (33.1 IP, 30 ER, 50-for 152)
- In his remaining 20 outings, was 7-1 with three saves, a 2.41 ERA, .215 opponent AVG, and 9.96 K/9.0 IP (56.0 IP, 15 ER, 44-for-205, 62 K)
- In his final four games beginning 8/23, allowed only four hits in 15.1 scoreless innings (23 K, 2 BB)
- Struck out multiple batters in each of his final 17 games, recording 8 K on 8/28 vs. Greensboro (4.0 IP) and again on 9/6 vs. Savannah (4.1 IP)
- Following the season appeared in three games for the AFL champion Scottsdale (3.0 IP, H, R, BB, 3 K)

## 2014

- Made 25 starts for Greenville, tied for most on the club
- Ranked second on the team in K (89), IP (108.2), and double plays induced (11)
- Worked 6.0 shutout innings and allowed just three hits while earning the win on 8/6 vs. Augusta, snapping a losing streak of eight straight decisions that began on 5/16

## 2013

- Held opponents to 1 ER or fewer in six games (five starts) overall
- Was the youngest pitcher (19) to make at least 10 starts in the New York-Penn League
- Earned consecutive NYPL Pitcher of the Week honors (7/22-28, 7/29-8/4), allowing 1 hit over 12.0 scoreless innings with 17 K in that time
- Tossed 6.0 perfect innings on 7/31 vs. Auburn (9 K)

## 2012

- Made five appearances (four starts) with the GCL Red Sox in his pro debut

## PERSONAL

- Went 7-1 with a save, a 0.89 ERA, and 113 K in 50.0 IP for Dillon (SC) High School in 2012, while also hitting .439 with 5 HR and 32 RBI
- Named the 2012 Gatorade South Carolina Baseball Player of the Year



MICHAEL

CHAVIS

INF

Age: 20 Ht: 5'10" Wt: 210 B: R T: R Pro Experience: 3rd Season

Born: 8/11/1995 Birthplace: Atlanta, GA Resides: Port Charlotte, FL

Acquired: 1st round pick (26th overall) in the 2014 Draft

College: N/A

High School: Sprayberry Senior

## CAREER STATS

Year	Team	Level	AVG	G	AB	R	H	2B	3B	HR	RBI	SH	SF	HP	BB	SO	SB	CS	E
2014	GCL	Rk	.269	39	134	21	36	12	3	1	16	0	0	1	15	38	5	3	7
2015	Greenville	A-	.223	109	435	56	97	29	1	16	58	2	1	4	29	144	8	5	20
<b>Minor League Totals</b>			<b>.234</b>	<b>148</b>	<b>569</b>	<b>77</b>	<b>133</b>	<b>41</b>	<b>4</b>	<b>17</b>	<b>74</b>	<b>2</b>	<b>1</b>	<b>5</b>	<b>44</b>	<b>182</b>	<b>13</b>	<b>8</b>	<b>27</b>

## PROSPECT RANKINGS

- Baseball America: Boston #10, Boston #2 3B
- MLB Pipeline: Boston #10
- SoxProspects.com: Boston #10

## 2015

- Spent entire season with Low-A Greenville
- His 16 HR led the Red Sox organization and ranked t-5th in the South Atlantic League
- Made 67 starts at 3B and one at SS
- Homered in his season debut on 4/9 vs. Augusta
- On 4/20, broke a 3-3 tie with a solo HR in the 10th inning of a 4-3 win at Lexington
- Hit first career grand slam on 8/7 at Lexington
- Recorded first career multi-HR game on 8/15 vs. Charleston

## 2014

- Spent first pro season with the GCL Red Sox, tying for second on the team in 2B (12)
- Hit .372 (29-for-78) with a .430 OBP and .590 SLG in his final 22 games (8/1-28)
- Started 13 games at SS, 10 at 3B, and 16 at DH
- Helped the Sox win the GCL title, homering and driving in three runs in the finals against the GCL Yankees
- Following the season, ranked by Baseball America as the 11th-best prospect in the Sox organization and ninth-best prospect in the GCL

## PERSONAL

- Attended Sprayberry Senior (GA) High School
- Named Georgia's 2014 Gatorade High School Player of the Year





# CARLOS COSTE

C

**Age:** 22 **Ht:** 6'2" **Wt:** 215 **B:** R **T:** R **Pro Experience:** 6th Season

**Born:** 5/11/1993 **Birthplace/Resides:** San Juan, PR

**Acquired:** 35th round pick (1,072nd overall) in the 2011 Draft

## CAREER STATS

Year	Team	Level	AVG	G	AB	R	H	2B	3B	HR	RBI	SH	SF	HP	BB	SO	SB	CS	E
2011	GCL	Rk	.158	16	19	0	3	0	0	0	0	1	0	0	0	9	0	0	0
2012	GCL	Rk	.136	12	22	2	3	0	0	0	2	0	0	2	0	11	0	0	1
2013	GCL	Rk	.194	18	36	2	7	3	0	0	5	0	0	2	1	8	1	1	1
2014	Greenville	A-	.259	27	81	5	21	0	0	1	6	1	0	3	4	31	0	0	3
2015	Salem	A+	.041	16	49	2	2	0	0	0	0	0	0	2	4	27	0	0	5
<b>Minor League Totals</b>			<b>.174</b>	<b>89</b>	<b>207</b>	<b>11</b>	<b>36</b>	<b>3</b>	<b>0</b>	<b>1</b>	<b>13</b>	<b>2</b>	<b>0</b>	<b>9</b>	<b>9</b>	<b>86</b>	<b>1</b>	<b>1</b>	<b>10</b>

## 2015

- Was the starting catcher in each of his 16 appearances with High-A Salem
- On the disabled list from 4/9-5/1 and 6/10-7/24

## 2014

- Limited to 27 games with Low-A Greenville because of three stints on the DL
- Was on the disabled list to begin the season from 4/3-5/28
- Made season debut on 5/31 vs. Hickory (1-for-4) but played in just four games before landing on the disabled list on 6/8
- Activated on 6/19
- Hit first career HR on 8/8 at Lexington
- Placed on the disabled list on 8/22 and missed the remainder of the season

## 2013

- Threw out 4 of 26 (15%) attempted base stealers with the GCL Red Sox

## 2012

- Appeared in 12 games for the GCL Sox

## 2011

- Made pro debut in 16 games with the GCL Sox
- Collected a hit in his first at-bat on 6/21 vs. the GCL Rays



JACOB

RHP

## DAHLSTRAND

Age: 24 Ht: 6'5" Wt: 235 B: R T: R Pro Experience: 7th Season

Born: 3/26/1992 Birthplace/Resides: Houston, TX

Acquired: 10th round pick (323rd overall) in the 2010 Draft

College: N/A

High School: Memorial

## CAREER STATS

Year	Team	Level	W-L	ERA	G	GS	CG	SHO	SV	IP	H	R	ER	HR	HB	BB	SO	WP	BK
2010	GCL	Rk	0-1	6.00	2	2	0	0	0	3.0	4	2	2	1	0	2	3	1	0
2011	GCL	Rk	0-3	7.13	8	3	0	0	0	17.2	28	22	14	0	4	6	12	2	0
2012	Lowell	SS	4-4	4.42	12	6	0	0	0	55.0	49	32	27	1	7	32	26	5	0
2013	Greenville	A-	4-8	4.65	18	15	1	0	0	89.0	95	50	46	9	5	34	51	18	2
2014	Greenville	A-	5-5	2.93	22	1	0	0	3	73.2	75	29	24	2	3	20	54	5	0
	Salem	A+	3-0	2.81	6	5	0	0	0	32.0	31	16	10	3	1	8	21	0	0
2015	Salem	A+	3-0	1.96	4	4	0	0	0	23.0	14	6	5	0	0	6	14	3	0
<b>Minor League Totals</b>			<b>19-21</b>	<b>3.93</b>	<b>72</b>	<b>36</b>	<b>1</b>	<b>0</b>	<b>3</b>	<b>293.1</b>	<b>296</b>	<b>157</b>	<b>128</b>	<b>16</b>	<b>20</b>	<b>108</b>	<b>181</b>	<b>34</b>	<b>2</b>

## 2015

- Made only four starts with High-A Salem before being placed on the DL on 4/29 and missing the rest of the year
- Earned the win and produced a quality start in each of his first three appearances, posting a 0.95 ERA (2 ER/19.0 IP) and .138 opponent AVG (9-for-65) in those games
- Threw 6.0 scoreless innings (2 BB, 4 K) and combined with teammate Joe Gunkel (0.1 IP) to throw a rain-shortened no-hitter on Opening Day (4/9 at Carolina), the 11th no-hitter in franchise history

## 2014

- Spent majority of season working out of the bullpen for Low-A Greenville (22 G, 1 GS), but also made six appearances (five starts) for Salem following a July promotion
- Combined to go 8-5 with 3 saves, a 2.90 ERA (34 ER/105.2 IP), and 75 K to 28 BB
- Named Red Sox Minor League Relief Pitcher of the Month for July after going 1-1 in five outings (one start) with a 2.45 ERA (5 ER/18.1 IP) and 18 K
- Promoted to Salem on 7/27, and won each of his first three starts from 8/1-16 (2.00 ERA, 4 ER/18.0 IP)
- Made a postseason start for the club, throwing 7.0 shutout innings in a no-decision (2 H, 0 BB, 8 K)

## 2013

- Limited opponents to 2 ER or fewer in 10 of 18 appearances (15 GS) with Greenville
- Tossed 11.0 scoreless innings over consecutive starts on 8/18 and 8/24

## 2012

- Split the season between starter and reliever at Short-A Lowell, holding lefties to a .229 AVG (19-for-83)
- Earned a New York-Penn League-best four wins from 7/25-8/9 with a 1.83 ERA (4 ER/19.2 IP) in that span

## PERSONAL

- Went 7-1 with a 3.83 ERA as a senior at Memorial (TX) High School in 2010
- Had committed to the University of Houston





CHAD

INF

# DE LA GUERRA

**Age:** 23 **Ht:** 5'11" **Wt:** 190 **B:** L **T:** R **Pro Experience:** 2nd Season

**Born:** 11/24/1992 **Birthplace/Resides:** Santa Maria, CA

**Acquired:** 17th round pick (501st overall) in the 2015 Draft

**College:** Grand Canyon

**High School:** Pioneer Valley

## CAREER STATS

Year	Team	Level	AVG	G	AB	R	H	2B	3B	HR	RBI	SH	SF	HP	BB	SO	SB	CS	E
2015	Lowell	SS	.265	58	223	28	59	14	3	2	29	0	5	0	21	46	4	3	8
<b>Minor League Totals</b>			<b>.265</b>	<b>58</b>	<b>223</b>	<b>28</b>	<b>59</b>	<b>14</b>	<b>3</b>	<b>2</b>	<b>29</b>	<b>0</b>	<b>5</b>	<b>0</b>	<b>21</b>	<b>46</b>	<b>4</b>	<b>3</b>	<b>8</b>

## 2015

- Made professional debut and spent entire season with Short-A Lowell
- Named a New York-Penn League mid-season All-Star
- Led the Spinners in hits (59) and ranked among leaders in games (2nd, 58), runs (t-3rd, 28), 2B (2nd, 14), 3B (t-2nd, 3), RBI (2nd, 29), and total bases (2nd, 85)
- Made 50 starts at 2B and two at SS
- On 6/26 and 6/27 vs. Aberdeen combined to go 5-for-8 with 5 2B, 4 runs, and 2 RBI

## PERSONAL

- Played baseball at Grand Canyon University (2014-15) and College of the Canyons (2012-13)
- Was a two-time All-WAC First Team selection at GCU
- Led the WAC in AVG as a junior in 2014 (.373) and posted a .244/.401/.544 line with 11 HR as a senior
- Graduated from Pioneer Valley HS (CA)



RAFAEL

DEVERS

INF

Age: 19 Ht: 6'0" Wt: 215 B: L T: R Pro Experience: 3rd Season

Born: 10/24/1996 Birthplace: Sanchez, DR Resides: Invienda, DR

Acquired: Signed as an international free agent, 8/9/2013

## CAREER STATS

Year	Team	Level	AVG	G	AB	R	H	2B	3B	HR	RBI	SH	SF	HP	BB	SO	SB	CS	E
2014	DSL	Rk	.337	28	104	26	35	6	3	3	21	0	2	1	21	20	4	1	8
	GCL	Rk	.312	42	157	21	49	11	2	4	36	0	1	2	14	30	1	0	10
2015	Greenville	A-	.288	115	469	71	135	38	1	11	70	1	6	8	24	84	3	2	10
<b>Minor League Totals</b>			<b>.300</b>	<b>185</b>	<b>730</b>	<b>118</b>	<b>219</b>	<b>55</b>	<b>6</b>	<b>18</b>	<b>127</b>	<b>1</b>	<b>9</b>	<b>11</b>	<b>59</b>	<b>134</b>	<b>8</b>	<b>3</b>	<b>28</b>

## PROSPECT RANKINGS

- Baseball America: Boston #2, Boston #1 3B, Overall #18, Best Hitter for Average, Best Power Hitter
- MLB Pipeline: Boston #2, Overall #2 3B, Overall #17
- SoxProspects.com: Boston #2

## 2015

- Ranked second in the Red Sox organization in 2B (38) and RBI (70), as well as third in AVG (.288) and t-3rd in HR (11)
- Ranked among South Atlantic League leaders in hits (5th, 135), 2B (2nd), XBH (3rd, 50), and total bases (2nd, 208)
- Led the Drive in hits, runs (71), 2B, and RBI
- Recorded 40 multi-hit games, including 12 games with at least three hits
- Became the youngest Red Sox player ever to participate in the SiriusXM All-Star Futures Game (18 years old)
- Posted a .949 fielding percentage (10 E/196 TC) in 72 games at 3B, after recording a .905 mark (18 E/189 TC) at 3B in 2014
- Following the season, ranked by Baseball America as the best defensive 3B and fifth-best prospect overall in the SAL
- Combined in April and May to hit .341 (56-for-164) in 41 games
- Recorded 13 total bases on 5/3 at Hagerstown with season highs in hits (5-for-6), runs (4), 2B (tied, 2), HR (2), and RBI (5), hitting a solo HR in the 8th inning and a grand slam in the 9th
- Hit .364 (20-for-55) during a season-high 13-game hitting streak from 5/18-6/1
- Named Red Sox Minor League Hitter of the Month for May, posting a .364 AVG/.394 OBP/.576 SLG line in 24 games
- Selected to play for the World Team in the SiriusXM All-Star Futures Game on 7/12 in Cincinnati, entering the game at 3B in the 6th inning and going 0-for-2
- Hit safely in 15 of his final 17 games beginning 8/19, batting .382 (26-for-68) with 11 2B, 13 runs, and 11 RBI in that time
- Following the season, hit .279 (12-for-43) in 13 games for Escogido of the Dominican Winter League

## 2014

- Made pro debut, splitting the season with 70 games between the DSL Red Sox and GCL Red Sox, appearing exclusively at 3B
- Combined to hit .322 (84-for-261) with 17 2B, 5 3B, 7 HR, 57 RBI, 35 BB and a .404 OBP
- After the season, rated by Baseball America as the 99th-best overall prospect in baseball, the 6th-best prospect in the Red Sox organization, and the top prospect in the GCL
- Began the season with the DSL Sox, leading the club in AVG (.337), OBP (.445), and SLG (.538)
- Began the season with an 11-game hit streak from 5/31-6/12, hitting .442 (19-for-43), 2B, 3 3B, 3 HR, and 18 RBI in that span
- Named Red Sox Minor League Offensive Player of the Month for July after hitting .361 (30-for-83) with 7 2B, 1 3B, 2 HR, and 21 RBI between the DSL (2 G) and the GCL (22 G)
- His .312 AVG with the GCL Sox ranked ninth in the league and was fourth best in the Red Sox organization
- Also ranked among GCL leaders with 36 RBI (t-3rd)
- Paced the club in AVG, HR (4), RBI, SLG (.484), and OPS (.858), while also ranking among team leaders in hits (3rd, 49) and total bases (2nd, 76)
- Posted a .423 AVG (22-for-52) with RISP in the GCL



# JERRY DOWNS

INF

**Age:** 22 **Ht:** 6'2" **Wt:** 240 **B:** L **T:** L **Pro Experience:** 2nd Season

**Born:** 12/22/1993 **Birthplace:** San Andres, CO **Resides:** Miami, FL

**Acquired:** 15th round pick (441st overall) in the 2015 Draft

**College:** St. Thomas

**High School:** St. Brendan

## CAREER STATS

Year	Team	Level	AVG	G	AB	R	H	2B	3B	HR	RBI	SH	SF	HP	BB	SO	SB	CS	E
2015	GCL	Rk	.275	42	131	23	36	8	0	2	24	0	3	6	23	27	5	2	5
	Greenville	A-	.250	1	4	0	1	0	0	0	0	0	0	0	0	1	0	0	0
<b>Minor League Totals</b>			<b>.274</b>	<b>43</b>	<b>135</b>	<b>23</b>	<b>37</b>	<b>8</b>	<b>0</b>	<b>2</b>	<b>24</b>	<b>0</b>	<b>3</b>	<b>6</b>	<b>23</b>	<b>28</b>	<b>5</b>	<b>2</b>	<b>5</b>

## 2015

- Made pro debut, playing in 42 games with the GCL Red Sox and in one game with Low-A Greenville
- Led the GCL Sox in runs (23) and 2B (tied, 8) and ranked among leaders in games (3rd, 42), HR (2nd, 2), RBI (2nd, 24), and BB (3rd, 23)
- Played a pivotal role in helping the Sox win the GCL title
- Played no defensive position other than 1B, posting a .984 fielding percentage (5 E/319 TC) between the clubs
- Hit his first two professional home runs in consecutive games on 7/15 and 7/17
- In Game 1 of the GCL Finals, delivered a two-out single that tied the score at 2-2 in the 9th inning, then scored the winning run in the Sox' 3-2, walk-off win over the GCL Blue Jays
- In Game 2, recorded the only RBI in the Sox' 1-0 win that clinched the league title
- Transferred to Greenville on 9/7 and made his lone appearance with the Drive that day vs Savannah

## PERSONAL

- Played baseball for three seasons at St. Thomas University (FL)
- Hit .349 with 9 HR and 56 RBI as a junior in 2015
- Hit .360 with 2 HR in the NAIA World Series, leading the Bobcats to a runner-up finish
- Graduated from St. Brendan HS (FL)



JAKE

LHP

DREHOFF

Age: 23 Ht: 6'4" Wt: 200 B: R T: L Pro Experience: 4th Season

Born: 6/5/1992 Birthplace: Richmond, VA Resides: Alpharetta, GA

Acquired: 12th round pick (353rd overall) in the 2013 Draft

College: Southern Mississippi High School: South Forsyth

## CAREER STATS

Year	Team	Level	W-L	ERA	G	GS	CG	SHO	SV	IP	H	R	ER	HR	HB	BB	SO	WP	BK
2013	GCL	Rk	0-2	1.80	5	5	0	0	0	10.0	9	2	2	0	0	0	6	0	0
2014	Lowell	SS	3-4	3.54	14	14	0	0	0	68.2	75	30	27	4	5	23	48	6	0
2015	Greenville	A-	3-2	2.89	24	7	0	0	0	71.2	76	29	23	6	3	15	65	5	0
<b>Minor League Totals</b>			<b>6-8</b>	<b>3.11</b>	<b>43</b>	<b>26</b>	<b>0</b>	<b>0</b>	<b>0</b>	<b>150.1</b>	<b>160</b>	<b>61</b>	<b>52</b>	<b>10</b>	<b>8</b>	<b>38</b>	<b>119</b>	<b>11</b>	<b>0</b>

## 2015

- Spent entire season with Low-A Greenville
- Held lefties to a .234 AVG (18-for-77)
- Made four appearances in which he recorded at least 5 K without issuing a BB
- Posted a 3.03 ERA as a reliever (13 ER/38.2 IP) and a 2.73 ERA as a starter (10 ER/33.0 IP)
- On the disabled list from 4/17-5/18
- Posted a 2.32 ERA (17 ER/66.0 IP) and averaged only 1.5 BB/9.0 IP (11 BB) in 22 outings after returning from the disabled list
- Struck out a season-high seven batters on 6/14 vs. Rome (0 BB)
- Threw 6.0 scoreless innings on 8/26 vs. Greensboro (2 H, 4 K)

## 2014

- Made 14 starts for Short-A Lowell, ranking eighth among organizational leaders with a 3.54 ERA (27 ER/68.2 IP)
- Led the Spinners in starts and IP and ranked second in K (48)
- Allowed 1 ER or fewer in seven of his starts
- Went 3-1 with a 1.24 ERA (4 ER/29.0 IP) in August (5 GS)
- Won back-to-back starts on 8/23 and 8/28 to finish the season, tossing 13.0 combined scoreless innings

## 2013

- In his pro debut, posted the third-lowest ERA (1.80) among GCL Red Sox pitchers (min 10.0 IP)
- Did not allow more than one run in any appearance

## PERSONAL

- As a junior at the University of Southern Mississippi in 2013, went 5-5 with a 3.54 ERA after going 6-2 with a 3.51 ERA the previous year



# MAURICIO DUBON

INF

**Age:** 21 **Ht:** 6'0" **Wt:** 170 **B:** R **T:** R **Pro Experience:** 4th Season

**Born:** 7/19/1994 **Birthplace:** San Pedro Sula, HN **Resides:** Sacramento, CA

**Acquired:** 26th round pick (773rd overall) in the 2013 Draft

**College:** N/A

**High School:** Capital Christian

## CAREER STATS

Year	Team	Level	AVG	G	AB	R	H	2B	3B	HR	RBI	SH	SF	HP	BB	SO	SB	CS	E
2013	GCL	Rk	.245	20	53	8	13	3	0	0	4	1	0	3	1	12	6	2	6
2014	Lowell	SS	.320	66	256	40	82	8	1	3	34	4	5	0	9	26	7	8	18
2015	Greenville	A-	.301	58	236	43	71	12	3	4	29	4	1	2	18	34	18	4	10
	Salem	A+	.274	62	237	27	65	9	0	1	18	4	2	3	23	38	12	3	6
<b>Minor League Totals</b>			<b>.295</b>	<b>206</b>	<b>782</b>	<b>118</b>	<b>231</b>	<b>32</b>	<b>4</b>	<b>8</b>	<b>85</b>	<b>13</b>	<b>8</b>	<b>8</b>	<b>51</b>	<b>110</b>	<b>43</b>	<b>17</b>	<b>40</b>

## PROSPECT RANKINGS

- Baseball America: Boston #13, Boston #2 2B
- MLB Pipeline: Boston #12
- SoxProspects.com: Boston #13

## 2015

- Combined with Low-A Greenville (58 G) and High-A Salem (62 G) to hit .288 (136-for-473) with a .349 OBP
- Named a South Atlantic League mid-season All-Star
- Ranked fourth in the Red Sox organization in AVG and steals (30)
- Made 70 starts at SS, 40 at 2B, three at 3B
- Hit .306 vs. LHP (44-for-144, 0 HR), .280 vs. RHP (40-for-121, 5 HR), and .331 with RISP (40-for-121)
- Began the season with Greenville and hit .338 in April (26-for-77)
- Named Red Sox Minor League Base Runner of the Month for May, after recording 16 R, 8 2B, and 6 SB in 6 att. over 24 games
- Hit .341 with a .411 OBP and 22 runs in his final 21 games with the Drive beginning 5/25 (29-for-85, 10 BB)
- Went 0-for-2 with an RBI and a run scored in the SAL All-Star Game on 6/23
- Hit .217 (28-for-129) in his first 35 games with Salem through 8/4, compared to .343 (37-for-108) in his final 27 games
- Recorded multiple hits in 13 of his final 27 games, and hit safely in 15 of his last 16

## 2014

- Named a New York-Penn League mid-season All-Star while spending the whole season with Short-A Lowell
- His .320 AVG (82-for-256) ranked second in the NYPL and in the Red Sox farm system
- Also ranked second in the NYPL in hits and led the league with 10.54 plate appearances per strikeout, 130 putouts as a SS, and 338 total chances at the position
- Paced the Spinners in AVG, games, runs (40), and hits
- Named NYPL Player of the Week for 7/21-27 (.444 AVG, 12-for-27, 2 HR, 9 RBI, 6 R)
- Ranked second in the NYPL with a .385 AVG (37-for-96) in August

## 2013

- Made pro debut with the GCL Red Sox
- After the year, Baseball America named him the best defensive player among 2013 Red Sox draft picks

## PERSONAL

- In 59 games between his junior and senior seasons (2012-13) at Capital Christian (CA) High School, hit .509 (86-for-169) with 23 2B, 14 3B, 8 HR, and 81 RBI



ANDERSON

RHP

ESPINOZA

Age: 18 Ht: 6'0" Wt: 190 B: R T: R Pro Experience: 2nd Season

Born: 3/9/1998 Birthplace/Resides: Caracas, VE

Acquired: Signed as an international free agent, 7/2/2014

## CAREER STATS

Year	Team	Level	W-L	ERA	G	GS	CG	SHO	SV	IP	H	R	ER	HR	HB	BB	SO	WP	BK	
2015	DSL	Rk	0-0	1.20	4	4	0	0	0	15.0	13	6	2	0	2	3	21	1	1	
		GCL	Rk	0-1	0.68	10	10	0	0	0	40.0	24	5	3	0	4	9	40	1	2
		Greenville	A-	0-1	8.10	1	1	0	0	0	3.1	4	3	3	0	0	2	4	1	0
<b>Minor League Totals</b>			<b>0-2</b>	<b>1.23</b>	<b>15</b>	<b>15</b>	<b>0</b>	<b>0</b>	<b>0</b>	<b>58.1</b>	<b>41</b>	<b>14</b>	<b>8</b>	<b>0</b>	<b>6</b>	<b>14</b>	<b>65</b>	<b>3</b>	<b>3</b>	

## PROSPECT RANKINGS

- Baseball America: Boston #4, Boston #1 RHSP, Overall #19
- MLB Pipeline: Boston #4, Overall #10 RHP, Overall #39
- SoxProspects.com: Boston #3

## 2015

- Played at three levels in his professional debut, combining with the DSL Red Sox 2, GCL Red Sox, and Low-A Greenville to go 0-2 with a 1.23 ERA, .193 opponent AVG, and 0.94 WHIP in 15 appearances, all starts (58.1 IP, 41 H, 8 ER, 14 BB, 65 K)
- Following the season, named by Baseball America as the Rookie Level Pitcher of the Year and a Rookie Level All-Star, as well as the top prospect in the GCL and the fourth-best prospect in the Red Sox organization
- Allowed 0 ER in 11 of his 16 starts, including the postseason
- Did not allow a HR all season
- Held RHB to a .168 AVG/.205 OBP/.196 SLG line (24-for-143, 4 2B, 4 BB, 47 K, 3 HBP)
- Began the season in the DSL and allowed only one hit in 3.0 scoreless innings in his debut on 6/1 at the DSL Brewers
- Gave up only one hit in 4.0 scoreless innings on 6/12 at the DSL Marlins
- Transferred to the GCL on 6/23
- Recorded exactly 4.0 IP in each of his 10 GCL starts, allowing 0 ER in eight of them
- Named Red Sox Minor League Starting Pitcher of the Month for July (1.69 ERA, .190 opponent AVG, 16.0 IP, 11 H, 3 ER, 6 BB, 11 K)
- Did not allow an ER in four August starts (16.0 IP, 7 H, BB, 23 K)
- Faced the minimum number of batters on 8/18 vs. the GCL Rays (4.0 IP, H, 7 K)
- Held GCL opponents to a .097 AVG with RISP (3-for-31)
- Led the GCL Sox with a 0.68 ERA (min. 10.0 IP)
- Started the GCL semifinal game against the GCL Cardinals on 8/30 (4.2 IP, 2 H, R, 0 ER, 2 BB, K)
- Transferred to Low-A Greenville on 9/5 and made his lone appearance with the Drive that day vs. Savannah (3.1 IP, 4 H, 3 R, 2 BB, 4 K)





JEFFRY

RHP

# FERNANDEZ

**Age:** 23 **Ht:** 6'1" **Wt:** 215 **B:** R **T:** R **Pro Experience:** 6th Season

**Born:** 3/25/1993 **Birthplace/Resides:** San Francisco De Macoris, DR

**Acquired:** Signed as an international free agent, 2/21/2011

## CAREER STATS

Year	Team	Level	W-L	ERA	G	GS	CG	SHO	SV	IP	H	R	ER	HR	HB	BB	SO	WP	BK
2011	DSL	Rk	0-2	4.20	12	12	0	0	0	40.2	34	20	19	1	4	25	20	7	0
2012	DSL	Rk	0-0	5.68	2	1	0	0	0	6.1	10	5	4	0	1	3	3	1	0
2013	Did Not Play Due to Injury																		
2014	GCL	Rk	1-1	4.71	9	8	0	0	0	36.2	31	21	19	1	7	6	22	7	0
	Lowell	SS	0-3	5.30	4	4	0	0	0	18.2	22	14	11	2	2	6	4	1	2
2015	Greenville	A-	3-9	5.95	25	23	0	0	0	115.0	127	86	76	17	5	46	64	14	0
<b>Minor League Totals</b>			<b>4-15</b>	<b>5.35</b>	<b>52</b>	<b>48</b>	<b>0</b>	<b>0</b>	<b>0</b>	<b>217.0</b>	<b>224</b>	<b>146</b>	<b>129</b>	<b>21</b>	<b>19</b>	<b>86</b>	<b>113</b>	<b>30</b>	<b>2</b>

## 2015

- Spent entire season with Low-A Greenville
- Ranked third on the Drive in innings pitched (115.0)
- Allowed the most runs (86) and ER (tied, 76) in the South Atlantic League, as well as the second-most HR (tied, 17)
- Went 0-5 in his first 8 starts through May, despite allowing two ER or fewer in 5.0+ IP in five of those outings
- Posted a 3.86 ERA and .214 opponent AVG in May (4 GS, 18.2 IP, 8 ER, 15 H)
- Pitched 6.0 scoreless innings on 6/25 vs. Charleston (3 H, 6 K)
- Allowed no runs in a season-high 7.0 IP on 7/27 at Charleston (5 H, BB, 6 K)
- Made his final two appearances out of the bullpen (4.1 IP, 0 ER)

## 2014

- Combined to go 1-4 with a 4.91 ERA (30 ER/55.0 IP) over 13 games (12 GS) between the GCL Red Sox and Short-A Lowell
- Walked only six batters over 36.1 IP for the GCL Sox and posted a 1.02 WHIP, lowest on the club among pitchers with at least 30.0 IP
- Earned the win in his only relief appearance, working 4.0 innings of one-hit ball and allowing two runs (1 ER) on 8/4 at the GCL Rays
- Promoted to Lowell on 8/12

## 2013

- Missed entire season on the disabled list

## 2012

- Made just two appearances with the GCL Red Sox before being placed on the disabled list for the remainder of the season



AUSTIN

RHP

## GLORIUS

Age: 22 Ht: 6'3" Wt: 215 B: R T: R Pro Experience: 2nd Season

Born: 5/10/1993 Birthplace: Orlando, FL Resides: Winter Garden, FL

Acquired: Signed as a non-drafted free agent, 8/5/2015

College: Valdosta State

High School: Windermere Prep

## CAREER STATS

Year	Team	Level	W-L	ERA	G	GS	CG	SHO	SV	IP	H	R	ER	HR	HB	BB	SO	WP	BK
2015	Lowell	SS	2-3	2.70	7	5	0	0	0	26.2	21	13	8	3	1	13	36	2	0
<b>Minor League Totals</b>			<b>2-3</b>	<b>2.70</b>	<b>7</b>	<b>5</b>	<b>0</b>	<b>0</b>	<b>0</b>	<b>26.2</b>	<b>21</b>	<b>13</b>	<b>8</b>	<b>3</b>	<b>1</b>	<b>13</b>	<b>36</b>	<b>2</b>	<b>0</b>

## 2015

- Made seven appearances (five starts) for Short-A Lowell in his professional debut
- Allowed 0 ER in three consecutive starts from 8/14-28 (15.0 IP, 6 H, R, 17 K)
- Surrendered only one hit in 5.0 scoreless innings on August 14 at Batavia (8 K)
- Gave up two hits and 0 ER in a season-high 6.0 IP on August 28 at Connecticut (R, 3 BB, 6 K)

## PERSONAL

- Signed by the Red Sox after pitching for Valdosta State University (GA) in 2015
- Transferred to VSU from Indian River Community College (FL)
- Attended Windermere (FL) Preparatory School
- As a senior, tied national high school records with 5 HR and 17 RBI in a 38-0 win over Faith Christian





DANIEL

RHP

GONZALEZ

Age: 20 Ht: 6'5" Wt: 245 B: R T: R Pro Experience: 4th Season

Born: 2/9/1996 Birthplace: Sotillo, VE Resides: Maturin, VE

Acquired: Signed as an international free agent, 10/17/2012

## CAREER STATS

Year	Team	Level	W-L	ERA	G	GS	CG	SHO	SV	IP	H	R	ER	HR	HB	BB	SO	WP	BK
2013	DSL	Rk	2-1	0.97	14	2	0	0	3	46.1	24	8	5	0	3	3	42	4	0
2014	DSL	Rk	9-0	2.25	15	15	0	0	0	72.0	61	20	18	2	3	14	56	3	0
2015	Lowell	SS	3-3	3.29	15	1	0	0	0	63.0	61	33	23	4	3	16	51	3	1
<b>Minor League Totals</b>			<b>14-4</b>	<b>2.28</b>	<b>44</b>	<b>18</b>	<b>0</b>	<b>0</b>	<b>3</b>	<b>181.1</b>	<b>146</b>	<b>61</b>	<b>46</b>	<b>6</b>	<b>9</b>	<b>33</b>	<b>149</b>	<b>10</b>	<b>1</b>

## 2015

- Named Red Sox Latin Program Pitcher of the Year after making 15 appearances for Short-A Lowell
- Ranked fifth in the organization in ERA (3.29)
- Ranked among club leaders in wins (t-3rd, 3), innings (2nd, 63.0), and strikeouts (2nd, 51)
- Finished six games for the Spinners
- Pitched at least 2.2 innings in each of his outings, recording at least 4.0 IP 11 times
- In his five appearances of more than 4.0 IP, went 3-0 with a 2.10 ERA and .209 opponent AVG (25.2 IP, 19 H, 6 ER, 0 HR)
- In his final eight outings beginning 7/28, recorded 26 K against only 4 BB
- Twice had a season-high 7 K in only 4.0 IP (7/6 at Tri-City, 8/12 at Batavia)

## 2014

- Won all nine of his decisions and earned DSL mid-season All-Star honors in his second season with the DSL Red Sox
- Named Red Sox Latin Program Player of the Year
- Led the league in wins and starts (tied, 15)
- Also led the club in IP (72.0) and K (56)
- Ended the season with 20.0 consecutive scoreless innings (four starts)
- Allowed only one hit in 6.0 scoreless innings on 8/9 at the DSL Cardinals, recording a season-high 10 K against 0 BB
- In his next start vs the DSL Mariners on 8/15, allowed only two hits in 6.0 scoreless innings

## 2013

- Made pro debut with the DSL Sox, leading the club (min. 30.0 IP) in ERA (0.97) and WHIP (0.58)
- Led DSL relievers in opponent AVG (.143) and fewest base runners per 9.0 IP (5.94), also ranking fifth in unintentional BB/9.0 IP (0.74)
- Recorded 42 K and only 3 BB
- Made his only two starts on 8/9 and 8/15, combining to allow 0 ER in 10.0 IP



FRANKLIN

GUZMAN

OF

Age: 24 Ht: 5'11" Wt: 230 B: R T: R Pro Experience: 4th Season

Born: 2/4/1992 Birthplace: Bayaguana, DR Resides: Boca Chica, DR

Acquired: Signed as an international free agent, 9/22/2012

## CAREER STATS

Year	Team	Level	AVG	G	AB	R	H	2B	3B	HR	RBI	SH	SF	HP	BB	SO	SB	CS	E
2013	DSL	Rk	.254	64	240	34	61	8	5	2	31	0	3	4	22	44	11	5	3
2014	Lowell	SS	.241	15	54	7	13	3	0	2	6	0	1	1	2	15	3	2	1
	Greenville	A-	.241	39	141	23	34	11	0	3	11	4	1	0	10	40	6	0	6
2015	Salem	A+	.232	49	151	16	35	5	0	8	21	1	3	0	11	44	6	3	2
<b>Minor League Totals</b>			<b>.244</b>	<b>167</b>	<b>586</b>	<b>80</b>	<b>143</b>	<b>27</b>	<b>5</b>	<b>15</b>	<b>69</b>	<b>5</b>	<b>8</b>	<b>5</b>	<b>45</b>	<b>143</b>	<b>26</b>	<b>10</b>	<b>12</b>

## 2015

- Limited to 49 games with High-A Salem due to three DL stints (4/9-22, 6/11-7/11, 7/22-28)
- Still led the club in home runs (8), averaging a homer every 18.9 AB
- Hit a first-inning grand slam on 6/9 at Lynchburg
- Hit .366 (15-for-41) with 4 HR in his final 10 games beginning 8/27
- Recorded his first career two-home run game on 9/1 at Lynchburg
- Recorded three assists in 42 starts in RF
- Also made one appearance in LF

## 2014

- Combined with Short-A Lowell and Low-A Greenville to hit .241 (47-for-195) in 54 games
- Played his first 15 games with the Spinners before being transferred to Greenville on 7/10
- Went 4-for-4 with a home run on 7/29 at Hagerstown

## 2013

- Appeared in a team-high 64 games for the DSL Red Sox in his pro debut
- Ranked among club leaders in hits (1st, 61), RBI (2nd, 31), total bases (2nd, 85), and SB (3rd, 11)



BRYAN

HUDSON

OF

Age: 21 Ht: 6'1" Wt: 195 B: L T: R Pro Experience: 4th Season

Born: 2/10/1995 Birthplace: Atlanta, GA Resides: Dacula, GA

Acquired: 15th round pick (443rd overall) in the 2013 Draft

College: N/A

High School: Mill Creek

## CAREER STATS

Year	Team	Level	AVG	G	AB	R	H	2B	3B	HR	RBI	SH	SF	HP	BB	SO	SB	CS	E
2013	GCL	Rk	.304	43	135	18	41	6	0	0	15	2	1	1	23	39	6	1	0
2014	Lowell	SS	.237	52	194	27	46	5	3	0	11	1	0	1	25	43	8	5	1
2015	Lowell	SS	.385	6	26	9	10	0	1	0	5	0	0	0	2	6	3	0	0
	Greenville	A-	.292	49	168	29	49	7	0	0	11	1	0	1	29	30	18	5	4
<b>Minor League Totals</b>			<b>.279</b>	<b>150</b>	<b>523</b>	<b>83</b>	<b>146</b>	<b>18</b>	<b>4</b>	<b>0</b>	<b>42</b>	<b>4</b>	<b>1</b>	<b>3</b>	<b>79</b>	<b>118</b>	<b>35</b>	<b>11</b>	<b>5</b>

## 2015

- Hit .304 (59-for-194) with a .403 OBP between Low-A Greenville (49 G) and Short-A Lowell (6 G)
- Hit .344 (21-for-61) vs. LHP
- Stole 21 bases in 26 attempts (81%)
- Made 34 starts in LF, 15 in CF, and four in RF
- Began the season with Lowell
- Recorded at least one hit and scored at least one run in each of his six games with the Spinners
- Transferred to Greenville on 6/26 and spent the remainder of the season with the Drive
- Led Greenville with a .399 OBP (min. 75 AB), reaching base in 43 of 48 games with an at-bat
- Went 3-for-5 with three SB on 6/28 vs. Charleston
- Hit .356 (16-for-45) during an 11-game hitting streak from 7/2-15
- Reached base in all five plate appearances on 8/29 at Rome (3-for-3, 2 BB, 2 RBI, R)

## 2014

- Spent entire season with Short-A Lowell, tying for the team lead in BB (25)
- Made 38 starts in LF, 11 in CF, and one in RF

## 2013

- In pro debut with the GCL Red Sox, posted the third-highest average among Red Sox minor leaguers (.304) and ranked third in the GCL with a team-high .406 OBP
- Paced the GCL Sox in AVG and BB (23)
- Did not commit an error in 80 chances between LF and CF
- Baseball America named him the fastest base runner in the Red Sox' farm system

## PERSONAL

- Attended Mill Creek (GA) High School



DEDGAR

LHP

JIMENEZ

Age: 20 Ht: 6'3" Wt: 275 B: L T: L Pro Experience: 4th Season

Born: 3/6/1996 Birthplace: Araure, VE Resides: Acarigua, VE

Acquired: Signed as an international free agent, 7/28/2012

## CAREER STATS

Year	Team	Level	W-L	ERA	G	GS	CG	SHO	SV	IP	H	R	ER	HR	HB	BB	SO	WP	BK
2013	DSL	Rk	4-3	1.50	13	13	0	0	0	60.0	45	18	10	1	1	9	55	6	0
2014	GCL	Rk	5-2	3.28	11	10	0	0	0	49.1	54	26	18	3	1	8	37	3	0
2015	Greenville	A-	9-9	4.43	23	23	1	0	0	126.0	160	77	62	6	5	21	66	4	1
<b>Minor League Totals</b>			<b>18-14</b>	<b>3.44</b>	<b>47</b>	<b>46</b>	<b>1</b>	<b>0</b>	<b>0</b>	<b>235.1</b>	<b>259</b>	<b>121</b>	<b>90</b>	<b>10</b>	<b>7</b>	<b>38</b>	<b>158</b>	<b>13</b>	<b>1</b>

## 2015

- Spent entire season with Low-A Greenville
- Allowed the second-fewest unintentional BB/9.0 IP among South Atlantic League starters (1.50) and allowed the most hits in the league (160)
- Led the Drive in wins (tied, 9) and losses (9) and ranked second in starts (tied, 23) and innings (126.0)
- Threw the staff's only complete game, tossing a 7.0-inning CG on 6/29 vs Charleston, allowing only one ER
- Had nine quality starts
- Allowed 0 HR in 19 of his 23 starts
- Went 5-4 with a 3.11 ERA (22 ER/63.2 IP) in his first 12 starts through 7/4
- Threw 6.0 scoreless innings on 6/20 at Lakewood

## 2014

- Named Red Sox Latin Program Pitcher of the Year for the second straight season
- Led the GCL Red Sox in starts (10), IP (49.1) and K (37)
- Ranked seventh in the league in ERA (3.28)
- Held lefties to a .135 AVG (5-for-37, 0 XBH)
- Allowed 0 ER in 5.0 IP in three of his starts
- Earned the win in Game 1 of the GCL finals (5.0 IP, 2 H, R, 0 ER)

## 2013

- Named the Red Sox Latin Program Pitcher of the Year
- Ranked among DSL leaders in ERA (7th) and WHIP (4th, 0.90)
- Held opponents to 1 ER or fewer in 11 of his 13 starts
- Led the team in starts (tied, 13) and K (55)



MICHAEL

RHP

KOPECH

Age: 19 Ht: 6'3" Wt: 215 B: R T: R Pro Experience: 3rd Season

Born: 4/30/1996 Birthplace: Longview, TX Resides: Daingerfield, TX

Acquired: 1st round pick (33rd overall) in the 2014 Draft

College: N/A

High School: Mount Pleasant

## CAREER STATS

Year	Team	Level	W-L	ERA	G	GS	CG	SHO	SV	IP	H	R	ER	HR	HB	BB	SO	WP	BK
2014	GCL	Rk	0-1	4.61	8	8	0	0	0	13.2	11	7	7	0	0	9	16	0	0
2015	Greenville	A-	4-5	2.63	16	15	0	0	0	65.0	53	25	19	2	8	27	70	2	0
<b>Minor League Totals</b>			<b>4-6</b>	<b>2.97</b>	<b>24</b>	<b>23</b>	<b>0</b>	<b>0</b>	<b>0</b>	<b>78.2</b>	<b>64</b>	<b>32</b>	<b>26</b>	<b>2</b>	<b>8</b>	<b>36</b>	<b>86</b>	<b>2</b>	<b>0</b>

## PROSPECT RANKINGS

- Baseball America: Boston #5, Boston #2 RHSP, Overall #89, Best Fastball, Best Slider
- MLB Pipeline: Boston #5
- SoxProspects.com: Boston #5

## 2015

- Spent entire season with Low-A Greenville
- Named a South Atlantic League mid-season All-Star
- Following the season, ranked by Baseball America as the 10th-best prospect in the SAL
- Also rated by Baseball America as having the best fastball in the SAL
- Averaged 9.7 K/9.0 IP
- Allowed 3 ER or fewer in each of his 16 outings, including 1 ER or fewer in 11 of them
- Named SAL Pitcher of the Week on 4/27 after allowing only two hits and no runs in consecutive starts on 4/20 and 4/25 (1-0, 10.0 IP, 0 BB, 7 K, 4-for-32)
- Posted a 2.14 ERA (11 ER/ 46.1 IP) in his final 11 appearances beginning 5/17
- On July 16, was suspended 50 games after testing positive for Oxilofrine, a stimulant in violation of the Minor League Drug Prevention and Treatment Program

## 2014

- Made eight starts with the GCL Red Sox in his pro debut
- Recorded a .216 opponent AVG (11-for-51), including .118 (2-for-17) vs. lefties
- Averaged 10.5 K/9.0 IP
- Following the season, rated by Baseball America as having the best slider in the Sox farm system
- Also ranked as the 14th-best prospect in the organization

## PERSONAL

- Graduated in 2014 from Mount Pleasant (TX) High School
- Went 3-0 with a 0.44 ERA in 11 appearances as a senior (64.0 IP, 129 K)
- Was a two-time Perfect Game All-American
- Had committed to play baseball at the University of Arizona



TREVOR

KELLEY

RHP

Age: 22 Ht: 6'2" Wt: 215 B: R T: R Pro Experience: 2nd Season

Born: 10/20/1993 Birthplace: Providence, RI Resides: Wilmington, NC

Acquired: 36th round pick (1,071st overall) in the 2015 Draft

College: North Carolina

High School: Ashley

## CAREER STATS

Year	Team	Level	W-L	ERA	G	GS	CG	SHO	SV	IP	H	R	ER	HR	HB	BB	SO	WP	BK
2015	GCL	Rk	0-0	1.29	6	0	0	0	3	7.0	5	1	1	0	0	2	8	0	0
	Lowell	SS	1-3	4.50	12	0	0	0	1	18.0	20	9	9	1	3	8	20	3	0
<b>Minor League Totals</b>			<b>1-3</b>	<b>3.60</b>	<b>18</b>	<b>0</b>	<b>0</b>	<b>0</b>	<b>4</b>	<b>25.0</b>	<b>25</b>	<b>10</b>	<b>10</b>	<b>1</b>	<b>3</b>	<b>10</b>	<b>28</b>	<b>3</b>	<b>0</b>

## 2015

- Made professional debut, combining with the GCL Red Sox and Short-A Lowell to go 1-3 with four saves and a 3.60 ERA in 18 appearances, all in relief
- Averaged 10.1 K/9.0 IP
- Held LHB to a .147 average (5-for-34)
- Began the season in the GCL and converted each of his three save chances with the Sox
- Five of his six GCL outings were scoreless
- Transferred to Lowell on July 18
- Did not give up a run in his first six appearances with the Spinners (8.0 IP, 4 H, 4 BB, 10 K)

## PERSONAL

- Played baseball for four seasons at the University of North Carolina
- Appeared in 41 of the team's 58 games as a senior in 2015, going 5-3 with a 2.55 ERA and 71 K in 77.2 IP
- Graduated from Ashley High School (NC)



TRAVIS

RHP

LAKINS

Age: 21 Ht: 6'1" Wt: 185 B: R T: R Pro Experience: 2nd Season

Born: 6/29/1994 Birthplace: Middletown, OH Resides: Franklin, OH

Acquired: 6th round pick (171st overall) in the 2015 Draft

College: Ohio State

High School: Franklin

## CAREER STATS

Year	Team	Level	W-L	ERA	G	GS	CG	SHO	SV	IP	H	R	ER	HR	HB	BB	SO	WP	BK
2015	Lowell	SS	0-0	0.00	1	1	0	0	0	2.0	0	0	0	0	0	1	3	0	0
<b>Minor League Totals</b>			<b>0-0</b>	<b>0.00</b>	<b>1</b>	<b>1</b>	<b>0</b>	<b>0</b>	<b>0</b>	<b>2.0</b>	<b>0</b>	<b>0</b>	<b>0</b>	<b>0</b>	<b>0</b>	<b>1</b>	<b>3</b>	<b>0</b>	<b>0</b>

## PROSPECT RANKINGS

- Baseball America: Boston #16, Boston #3 RHSP
- MLB Pipeline: Boston #11
- SoxProspects.com: Boston #12

## 2015

- Made professional debut in Game 1 of the GCL Finals, allowing no hits and striking out one in a scoreless fifth inning in the Sox' 3-2 win over the Blue Jays
- Transferred to Short-A Lowell on 9/3 and made his lone appearance with the Spinners on 9/5 vs. Vermont as the starting pitcher (2.0 IP, BB, 3 K)
- Following the season, ranked by Baseball America as the No. 16 prospect in the Sox organization

## PERSONAL

- Played baseball for two seasons at Ohio State University, going 5-7 with a 3.28 ERA (55 ER/151.0 IP) and 139 K in 40 appearances (17 starts)
- Graduated from Franklin HS (OH), where he was a three-time all-conference selection in both baseball and basketball



ANYELO

LECLERC

RHP

Age: 24 Ht: 6'0" Wt: 195 B: R T: R Pro Experience: 7th Season

Born: 10/9/1991 Birthplace: Esperanza, DR Resides: Valverde, DR

Acquired: Selected in the Triple-A phase of the Rule 5 Draft, 12/10/2015

## CAREER STATS (\* = W/TEXAS)

Year	Team	Level	W-L	ERA	G	GS	CG	SHO	SV	IP	H	R	ER	HR	HB	BB	SO	WP	BK
2010	DSL*	Rk	0-0	--	1	0	0	0	0	0.0	1	0	0	0	0	0	0	0	0
2011	DSL*	Rk	4-1	0.59	20	3	0	0	4	45.2	26	8	3	0	4	19	51	4	0
2012	AZL*	Rk	3-1	2.96	14	7	0	0	1	48.2	49	21	16	1	2	11	52	3	2
2013	AZL*	Rk	2-0	2.66	9	1	0	0	0	20.1	18	6	6	0	1	3	27	1	0
2014	Hickory*	A-	3-4	2.33	24	7	0	0	4	65.2	63	19	17	4	2	24	71	8	2
2015	High Des.*	A+	3-3	5.52	29	0	0	0	3	44.0	50	32	27	6	5	17	42	4	2
	Frisco*	AA	0-1	5.40	1	0	0	0	0	1.2	3	1	1	0	0	1	0	0	0
<b>Minor League Totals</b>			<b>15-10</b>	<b>2.79</b>	<b>98</b>	<b>18</b>	<b>0</b>	<b>0</b>	<b>12</b>	<b>226.0</b>	<b>210</b>	<b>87</b>	<b>70</b>	<b>11</b>	<b>14</b>	<b>75</b>	<b>243</b>	<b>20</b>	<b>6</b>

## 2015

- Made only one appearance with Double-A Frisco before being transferred to High-A High Desert on 6/1
- With the Mavericks, held RHB to a .221 AVG (27-for-122)
- 17 of his outings were scoreless, including six of his final seven beginning 8/21
- Selected by the Red Sox in the Triple-A phase of the Rule 5 Draft on 12/10

## 2014

- Spent entire season with Low-A Hickory, leading the club with a 2.33 ERA (min. 50.0 IP)
- As a reliever, went 2-0 with a 0.98 ERA (4 ER/36.2 IP) and was 4-for-4 in save chances
- Allowed only one run in 12.1 IP in his first seven appearances through 6/15 before being moved to the starting rotation
- Moved back to the bullpen and did not allow a run in his final eight relief apps beginning 7/26 (17.1 IP, 20 K, 3 BB)

## 2013

- Spent entire season with the AZL Rangers
- Averaged 11.95 K/9.0 IP, and posted a 9.0 K/BB ratio while not allowing a HR
- Made his lone start in his season debut (4.1 IP, 3 ER), but posted a 1.69 ERA (3 ER/16.0 IP) as a reliever

## 2012

- Spent entire season with the AZL Rangers in his U.S. debut
- Ranked fifth in the AZL in ERA (2.96) and fourth in WHIP (1.23)
- Posted a 1.14 ERA (4 ER/31.2 IP) and recorded 36 K against 2 BB in his final seven games (five starts) beginning 7/28
- Following the season, made six relief appearances with Ponce of the Puerto Rican Winter League

## 2011

- Spent season with the DSL Rangers, leading the club in ERA (0.59), strikeouts (51), WHIP (0.99), saves (4), and apps (20)
- Named a DSL All-Star
- Allowed 1 ER or fewer in each of his outings
- Did not allow an ER in his first 11 appearances (22.0 IP)

## PERSONAL

- Is the brother of pitcher Jose LeClerc, who has spent the last five seasons (2011-15) in the Rangers minor league system





NICK

INF

LONGHI

Age: 20 Ht: 6'2" Wt: 215 B: R T: L Pro Experience: 4th Season

Born: 8/16/1995 Birthplace: Springfield, MA Resides: Venice Beach, FL

Acquired: 30th round pick (893rd overall) in the 2013 Draft

College: N/A

High School: Venice

## CAREER STATS

Year	Team	Level	AVG	G	AB	R	H	2B	3B	HR	RBI	SH	SF	HP	BB	SO	SB	CS	E
2013	GCL	Rk	.178	16	45	4	8	5	0	1	4	1	0	1	3	12	1	0	1
2014	Lowell	SS	.330	30	109	19	36	10	1	0	10	0	1	0	11	22	0	3	3
2015	Greenville	A-	.281	115	442	52	124	27	3	7	62	3	3	6	34	88	2	0	8
<b>Minor League Totals</b>			<b>.282</b>	<b>161</b>	<b>596</b>	<b>75</b>	<b>168</b>	<b>42</b>	<b>4</b>	<b>8</b>	<b>76</b>	<b>4</b>	<b>4</b>	<b>7</b>	<b>48</b>	<b>122</b>	<b>3</b>	<b>3</b>	<b>12</b>

## PROSPECT RANKINGS

- Baseball America: Boston #14, Boston #2 1B
- MLB Pipeline: Boston #17
- SoxProspects.com: Boston #15

## 2015

- Spent entire season with Low-A Greenville
- Ranked fourth in the Red Sox organization in RBI (62) and fifth in AVG (.281)
- Rated by Baseball America as the best defensive first baseman in the South Atlantic League
- Posted a .990 fielding percentage in 71 games (65 starts) at 1B (6 E/643 TC)
- Also recorded four assists in 50 appearances (44 starts) in RF
- Ranked among Greenville leaders in games (t-2nd, 115), hits (2nd, 124), 2B (3rd, 27), 3B (t-2nd, 3), RBI (3rd, 62), total bases (3rd, 178), and BB (3rd, 34)
- Recorded multiple hits 31 times, collecting at least four hits in five games
- Hit safely in each of his first 10 games from 4/9-20 (.390 AVG, 16-for-41)
- Reached base in all five plate appearances on 5/31 at Lexington (4-for-4, 2 R, Hr, 4 RBI, BB)
- Went 20-for-50 (.420) during a 14-game on-base streak from 5/31-6/16
- Went 5-for-7 with 3 2B on 7/27 at Charleston, a 5-3 Drive victory in 15 innings

## 2014

- Led Short-A Lowell in OBP (.388) and OPS (.829) and ranked 2nd in AVG (.330) and 2B (tied, 10)
- Started 12 games in LF, 10 in RF and 2 at 1B
- Hit safely in 25 of his 30 games
- Hit .389 (21-for-54) during a 14-game hitting streak from 6/25-7/12

## 2013

- Appeared in 16 games for the GCL Red Sox in his pro debut
- Named the best pure hitter among 2013 Red Sox draft picks in Baseball America's Draft Analysis after the year

## PERSONAL

- Attended Venice (FL) High School

**DEINER****LOPEZ****INF****Age:** 21 **Ht:** 6'0" **Wt:** 165 **B:** S **T:** R **Pro Experience:** 6th Season**Born:** 5/30/1994 **Birthplace/Resides:** Santa Barbara, VE**Acquired:** Signed as an international free agent, 9/1/2010

## CAREER STATS

Year	Team	Level	AVG	G	AB	R	H	2B	3B	HR	RBI	SH	SF	HP	BB	SO	SB	CS	E
2011	DSL	Rk	.250	61	220	43	55	9	4	1	34	3	0	12	40	48	17	6	12
2012	GCL	Rk	.267	37	116	17	31	8	0	0	12	2	0	3	10	25	7	2	5
2013	GCL	Rk	.284	25	88	11	25	4	4	0	7	1	0	4	4	20	8	5	2
	Lowell	SS	.210	28	100	15	21	3	0	0	10	1	0	2	10	23	4	1	4
2014	Lowell	SS	.277	48	159	24	44	6	1	2	16	4	1	5	10	33	15	4	11
2015	Greenville	A-	.282	36	124	14	35	2	3	2	11	1	0	0	7	29	5	3	3
	Salem	A+	.270	41	141	18	38	8	0	0	12	0	1	3	6	35	4	5	2
<b>Minor League Totals</b>			<b>.263</b>	<b>276</b>	<b>948</b>	<b>142</b>	<b>249</b>	<b>40</b>	<b>12</b>	<b>5</b>	<b>102</b>	<b>12</b>	<b>2</b>	<b>29</b>	<b>87</b>	<b>213</b>	<b>60</b>	<b>26</b>	<b>39</b>

## 2015

- Combined with Low-A Greenville and High-A Salem to hit .275 (73-for-265) in 77 games
- Appeared in two stints with each club, beginning the season with Greenville and finishing with Salem
- Made 27 starts at 3B, 23 at 2B, 10 at SS, and 11 in LF
- Hit .303 (27-for-89) vs. LHP
- Transferred to Salem on 5/19 and hit .271 (13-for-48) in 14 games before being sent back to Greenville on 6/25
- Went 15-for-40 (.375) in his final 10 games with the Drive from 7/10-8/4
- Transferred to Salem on 8/5 and spent the remainder of the season there
- Went 14-for-35 (.400) during a 10-game span from 8/8-20
- Following the season, made one appearance as a PR/3B for Lara of the Venezuelan Winter League (SB, R)

## 2014

- Led Short-A Lowell in stolen bases (15)
- Made 29 starts at 2B and 12 at 3B
- Hit .302 (29-for-96) in his final 28 games beginning 7/14

## 2013


- Split the year between the GCL (25 G) and New York-Penn League (28 G), combining for a .245 AVG (46-for-188)
- Promoted to Lowell on 7/31

## 2012

- Played 37 games with the GCL Red Sox
- Made two errors in 142 total chances (.986) at 2B

## 2011

- Made pro debut with the DSL Red Sox
- Led the club in 3B (4), RBI (34), and runs (tied, 43)
- Played in 26 games at 2B, three at 3B, 10 at SS, 13 in LF, and nine at DH



**AUSTIN** **RHP**

**MADDOX**

Age: 24   Ht: 6'2"   Wt: 230   B: R   T: R   Pro Experience: 5th Season

Born: 5/13/1991   Birthplace/Resides: Jacksonville, FL

Acquired: 3rd round pick (118th overall) in the 2012 Draft

College: Florida   High School: Eagle's View Academy

## CAREER STATS

Year	Team	Level	W-L	ERA	G	GS	CG	SHO	SV	IP	H	R	ER	HR	HB	BB	SO	WP	BK
2012	GCL	Rk	0-1	1.80	3	3	0	0	0	5.0	4	1	1	0	0	1	4	0	0
	Lowell	SS	0-0	0.00	1	1	0	0	0	3.0	2	0	0	0	0	1	4	0	0
2013	Greenville	A-	4-6	5.63	33	7	0	0	1	88.0	109	67	55	13	3	22	65	13	0
2014	Salem	A+	1-1	5.82	10	0	0	0	1	21.2	20	14	14	5	1	3	22	2	0
2015	Salem	A+	1-4	3.71	20	0	0	0	10	26.2	24	13	11	2	2	5	22	4	0
<b>Minor League Totals</b>			<b>6-12</b>	<b>5.05</b>	<b>67</b>	<b>11</b>	<b>0</b>	<b>0</b>	<b>12</b>	<b>144.1</b>	<b>159</b>	<b>95</b>	<b>81</b>	<b>20</b>	<b>6</b>	<b>32</b>	<b>117</b>	<b>19</b>	<b>0</b>

## 2015

- Made 20 appearances, all in relief, for High-A Salem
- Recorded 10 saves, tied for most in the Red Sox organization
- Posted a 1.09 WHIP and .238 opponent AVG (24-for-101)
- Allowed 0 ER in 16 of his 20 appearances
- Pitched at least 1.0 inning without surrendering a hit in nine of his outings
- In his final 10 appearances beginning 5/15, converted all five save opportunities and went 1-0 with a 2.25 ERA (3 ER/12.0 IP, 2 BB, 14 K)

## 2014

- Made 10 relief appearances for Salem
- Recorded 22 K against only 3 BB in 21.2 IP
- Held lefties to a .219 AVG (7-for-32)

## 2013

- Appeared in a team-high 33 games (seven starts) for Low-A Greenville
- Issued 1.97 BB/9.0 IP, the 4th-lowest mark in the South Atlantic League

## PERSONAL

- Went 3-3 with 12 saves and a 2.44 ERA (15 ER/55.1 IP) in 32 appearances as a junior at the University of Florida in 2012
- Named a third-team All-American by the National Collegiate Baseball Writers Association in 2012
- Chosen to the SEC Academic Honor Roll in 2011 and selected as both the SEC's Freshman of the Year and a third-team All-American by the NCBWA in 2010
- Selected as the Florida Times-Union's All-First Coast Baseball Player of the Year as a senior at Eagle's View Academy in 2009
- Selected by Tampa Bay in the 37th round of the 2009 June Draft, but did not sign



# DANNY MARS

OF

**Age:** 22 **Ht:** 6'0" **Wt:** 185 **B:** S **T:** R **Pro Experience:** 3rd Season

**Born:** 1/22/1994 **Birthplace:** Atlanta, GA **Resides:** Sarasota, FL

**Acquired:** 6th round pick (194th overall) in the 2014 Draft

**College:** Chipola

**High School:** Sarasota

## CAREER STATS

Year	Team	Level	AVG	G	AB	R	H	2B	3B	HR	RBI	SH	SF	HP	BB	SO	SB	CS	E
2014	Lowell	SS	.311	44	177	28	55	9	3	2	17	2	0	2	14	37	12	6	0
	Greenville	A-	.167	10	36	4	6	0	0	0	0	1	0	0	3	6	4	0	0
2015	GCL	Rk	.125	9	32	4	4	1	0	0	3	0	1	1	3	6	2	0	1
	Greenville	A-	.283	41	166	23	47	6	1	0	16	1	0	0	13	23	13	3	1
<b>Minor League Totals</b>			<b>.273</b>	<b>104</b>	<b>411</b>	<b>59</b>	<b>112</b>	<b>16</b>	<b>4</b>	<b>2</b>	<b>36</b>	<b>4</b>	<b>1</b>	<b>3</b>	<b>33</b>	<b>72</b>	<b>31</b>	<b>9</b>	<b>2</b>

## 2015

- Limited to 41 games with Low-A Greenville due to injury
- Placed on the disabled list on 6/8
- Made first appearance of the season on 7/4 during a rehab assignment and went 4-for-32 (.125) in nine games with the GCL Red Sox
- Reinstated on 7/15 and spent the remainder of the season with the Drive
- Hit safely in 11 of 12 games from 7/24-8/7 (.412 AVG, 21-for-51)
- Named Red Sox Minor League Base Runner of the Month for August/September (30 G, 18 R, 7-for-10 SB, 4 2B)
- Hit .321 (17-for-53) with RISP for the Drive, including .458 (11-for-24) with two outs
- Made 19 starts in RF, 13 in CF, and 11 in LF

## 2014

- Combined with Short-A Lowell and Greenville to hit .286 (61-for-213) in his pro debut
- Named an NYPL mid-season All-Star
- Did not commit an error (122 TC)
- Went 3-for-3 in his first game on 6/24 vs. Connecticut (R, 2B, 3B, BB, SB)
- Hit safely in 29 of his first 34 games (.362 AVG, 50-for-138)
- Recorded at least one hit in 11 straight games from 7/17-28 (.341 AVG, 15-for-44) and at least two hits in five straight from 7/31-8/6 (.524 AVG, 11-for-21)
- Transferred to Greenville on 8/20 and played his final 10 games there

## PERSONAL

- Played baseball for one season at Chipola College, hitting .380 with a .460 OBP and .584 SLG in 2014
- Graduated in 2013 from Sarasota (FL) High School

**KUEHL****RHP****McEACHERN****Age:** 22 **Ht:** 6'4" **Wt:** 205 **B:** R **T:** R **Pro Experience:** 3rd Season**Born:** 5/7/1993 **Birthplace/Resides:** Eustis, FL**Acquired:** 34th round pick (1,034th overall) in the 2014 Draft**College:** Flagler**High School:** Eustis**CAREER STATS**

Year	Team	Level	W-L	ERA	G	GS	CG	SHO	SV	IP	H	R	ER	HR	HB	BB	SO	WP	BK
2014	GCL	Rk	1-0	0.00	4	0	0	0	2	5.2	3	0	0	0	0	0	3	0	0
	Lowell	SS	1-1	2.93	13	0	0	0	2	27.2	28	12	9	0	0	4	22	2	0
2015	Greenville	A-	7-4	2.52	34	0	0	0	9	82.0	80	25	23	1	4	21	44	7	0
	Salem	A+	0-0	5.87	4	0	0	0	0	7.2	12	5	5	1	1	2	6	1	0
<b>Minor League Totals</b>			<b>9-5</b>	<b>2.71</b>	<b>55</b>	<b>0</b>	<b>0</b>	<b>0</b>	<b>13</b>	<b>123.0</b>	<b>123</b>	<b>42</b>	<b>37</b>	<b>2</b>	<b>5</b>	<b>27</b>	<b>75</b>	<b>10</b>	<b>0</b>

**2015**

- Spent majority of the season with Low-A Greenville, leading the Drive in saves (9) and games finished (27) and raking among leaders in wins (t-3rd, 7) and appearances (2nd, 34)
- Ranked third in the Red Sox organization in saves (9)
- Held RHB to a .226 AVG/.285 OBP/.303 SLG line (44-for-195, 0 HR)
- Allowed only 1 ER in his first eight appearances (15.1 IP) through 5/4
- Transferred to Salem on 5/17 and pitched in four games with the club (7.2 IP, 12 H, 5 ER)
- Returned to Greenville on 6/4 and spent the remainder of the season with the Drive
- Posted a 1.38 ERA (5 ER/32.2 IP) in his final 12 appearances (beginning 7/23)

**2014**

- Combined with the GCL Red Sox and Short-A Lowell in his pro debut to go 2-1 with four saves and a 2.43 ERA (9 ER/33.1 IP) in 17 appearances, all in relief
- Did not allow a home run all season
- Recorded 25 K and only 4 BB (1.08 BB/9.0 IP)
- Did not walk or hit any of the 53 batters he faced in August (7 G, 14.2 IP, 12 K)

**PERSONAL**

- Played baseball at East Tennessee State University (2012), Lake-Sumter State College (2013), and Flagler College (2014)
- Graduated in 2011 from Eustis (FL) High School, where he went 6-0 with a 0.70 ERA as a senior



DANIEL

McGRATH

LHP

Age: 21 Ht: 6'3" Wt: 215 B: R T: L Pro Experience: 4th Season

Born: 7/7/1994 Birthplace/Resides: Templestowe, Australia

Acquired: Signed as a minor league free agent, 2/7/2012

## CAREER STATS

Year	Team	Level	W-L	ERA	G	GS	CG	SHO	SV	IP	H	R	ER	HR	HB	BB	SO	WP	BK
2013	GCL	Rk	0-1	1.35	4	4	0	0	0	20.0	8	3	3	2	0	6	30	0	0
	Lowell	SS	3-3	4.86	8	7	0	0	0	33.1	29	21	18	2	1	13	35	1	0
2014	Greenville	A-	6-6	4.07	19	19	1	0	0	97.1	80	51	44	9	2	52	81	9	0
2015	GCL	Rk	0-0	0.00	3	3	0	0	0	6.0	6	0	0	0	0	0	7	0	0
	Salem	A+	4-6	3.84	17	17	0	0	0	84.1	72	43	36	6	2	37	71	6	0
<b>Minor League Totals 13-16</b>			<b>3.77</b>	<b>51</b>	<b>50</b>	<b>1</b>	<b>0</b>	<b>0</b>	<b>241.0</b>	<b>195</b>	<b>118</b>	<b>101</b>	<b>19</b>	<b>5</b>	<b>108</b>	<b>224</b>	<b>16</b>	<b>0</b>	

## 2015

- Limited to 17 starts with High-A Salem due to a DL stint from 5/14-7/10
- Held left-handed batters to a .161 AVG (14-for-87)
- Allowed only 1 ER on seven hits in four starts from 4/26-5/12 (22.2 IP, 0.40 ERA)
- Pitched 6.0 shutout innings without issuing a BB on 5/2 vs. Potomac (3 H, 6 K)
- Had a 1.80 ERA and .119 opponent AVG when he was placed on the disabled list on 5/14
- Made three scoreless starts during a rehab stint with the GCL Red Sox (6.0 IP, 6 H, 7 K)
- Reinstated from the DL, returning to Salem on 7/11, pitching 4.0 scoreless IP that day at Frederick
- Won each of his final three starts (17.0 IP, 9 H, 3 ER, 3 BB, 17 K)
- Allowed two hits in 6.0 IP in consecutive starts on 8/23 at Wilmington (0 R, 0 BB, 8 K) and 8/28 vs. Potomac (R, 2 BB, 4 K)

## 2014

- Held opponents to a .223 AVG (80-for-359) in his 19 appearances (all starts) with Low-A Greenville
- Allowed 3 ER or fewer in 17 of his outings and 2 ER or fewer in 11 of them
- Opponents hit only .203 (32-for-158) with runners on base, including .100 (4-for-40) with runners on and two out

## 2013

- Started first pro season with four starts for the GCL Red Sox, posting a 1.35 ERA (3 ER/20.0 IP) and striking out 30 of 69 batters faced
- Promoted to Short-A Lowell on 7/19
- Named New York-Penn League Pitcher of the Week for 8/5-11, going 2-0 while retiring all 22 batters faced, including 10 K over 7.1 IP

## PERSONAL

- Spent the 2012 campaign with the Melbourne Aces of the Australian Baseball League, appearing in six games





CARLOS

OF

MESA

Age: 28 Ht: 6'2" Wt: 235 B: R T: R Pro Experience: 6th Season

Born: 2/10/1988 Birthplace: Matanzas, Cuba Resides: Holiday, FL

Acquired: Signed as a minor league free agent, 3/11/2015

## CAREER STATS (\* = w/PITTSBURGH)

Year	Team	Level	AVG	G	AB	R	H	2B	3B	HR	RBI	SH	SF	HP	BB	SO	SB	CS	E
2011	State Coll.*	Rk	.250	37	124	10	31	8	1	2	11	0	0	5	8	40	4	3	3
2012	West Va.*	A-	.189	37	148	16	28	6	0	3	13	0	1	0	2	56	1	0	0
	Bradenton*	A+	.223	51	175	15	39	4	2	4	13	1	0	3	7	63	1	2	0
2013	Bradenton*	A+	.225	81	275	25	62	21	0	9	40	3	1	2	11	99	2	2	1
2014	New Jersey	IND	.204	14	54	5	11	3	1	1	3	0	1	1	0	15	0	0	0
2015	Greenville	A-	.212	53	165	17	35	9	0	7	25	2	1	4	11	63	1	1	2
<b>Minor League Totals</b>			<b>.220</b>	<b>259</b>	<b>887</b>	<b>83</b>	<b>195</b>	<b>48</b>	<b>3</b>	<b>25</b>	<b>102</b>	<b>6</b>	<b>3</b>	<b>14</b>	<b>39</b>	<b>321</b>	<b>9</b>	<b>8</b>	<b>6</b>

## 2015

- Spent entire season with Low-A Greenville in his Red Sox organization debut
- Posted a .277/.333/.482 batting line in 37 games before the All-Star break (31-for-112, 8 2B, 5 HR)
- Made 22 starts in the OF and one at 1B

## 2014

- Spent entire season with the New Jersey Jackals of the independent Canadian-American Association

## 2013

- Spent entire season with High-A Bradenton, his final campaign with the Pittsburgh organization
- Ranked second on the club in HR (9) and t-4th in 2B (21)

## 2012

- Combined with Low-A West Virginia and Bradenton to hit .207 (67-for-323) in 88 games
- Recorded nine assists and two DP without committing an error in 76 games and 136 total chances
- Made 70 starts in RF and three in LF
- Began the season with West Virginia and homered in three of his first seven games
- Transferred to Bradenton on 6/14
- Homered in three of five games from 7/16-25

## 2011

- Spent entire season with Short-A State College
- Named a New York-Penn League mid-season All-Star
- Posted a .287/.356/.447 batting line before the All-Star break (27-for-94), but went 4-for-30 after
- On the disabled list from 8/3-16

## PERSONAL

- Originally signed by Pittsburgh as an international free agent on 3/23/11
- Spent two seasons (2006-07) with his hometown team of Matanzas in Cuba's Serie Nacional, combining to hit .192 (34-for-177) in 107 games



MIKE

MEYERS

OF

Age: 22 Ht: 6'1" Wt: 190 B: R T: R Pro Experience: 5th Season

Born: 12/28/1993 Birthplace/Resides: Las Vegas, NV

Acquired: 12th round pick (391st overall) in the 2012 Draft

College: N/A

High School: Silverado

## CAREER STATS

Year	Team	Level	AVG	G	AB	R	H	2B	3B	HR	RBI	SH	SF	HP	BB	SO	SB	CS	E
2012	GCL	Rk	.337	30	92	12	31	10	0	1	10	1	0	0	7	36	2	0	5
2013	GCL	Rk	.256	26	86	10	22	6	0	0	6	4	1	0	8	24	3	3	0
	Lowell	SS	.250	2	8	2	2	0	1	0	1	0	0	0	0	3	0	0	0
2014	Lowell	SS	.215	56	209	25	45	6	9	0	27	0	3	1	9	52	5	3	7
2015	Greenville	A-	.296	92	345	57	102	18	6	5	40	1	2	2	36	108	12	2	6
	Salem	A+	.164	17	67	7	11	2	0	1	3	0	0	0	6	22	2	0	3
<b>Minor League Totals</b>			<b>.264</b>	<b>223</b>	<b>807</b>	<b>113</b>	<b>213</b>	<b>42</b>	<b>16</b>	<b>7</b>	<b>87</b>	<b>6</b>	<b>6</b>	<b>3</b>	<b>66</b>	<b>245</b>	<b>24</b>	<b>8</b>	<b>21</b>

## 2015

- Combined with Low-A Greenville (92 G) and High-A Salem (17 G) to hit .274 (113-for-412) with a .343 OBP
- Ranked ninth in the Red Sox organization in AVG
- Led the Drive in 3B (6) and ranked second in BB (36)
- Made 87 starts in LF, 11 in CF, and one in RF
- For Greenville, posted a .320 AVG/.373 OBP/.469 SLG line vs. RHP (73-for-228, 12 2B, 5 3B, 4 HR)
- With the Drive, hit .321 in June, .301 in July, and .313 in August
- Named Red Sox Minor League Base Runner of the Month for July, batting .301 with a .375 OBP, 7 2B, 16 runs, and 3 SB in 24 games
- Was Greenville's starting LF in the season opener on 4/9 vs. Augusta, but was placed on the DL from 4/10-17
- Reached base in 45 consecutive starts from 6/11-8/11 (60-for-181, 23 BB, HBP)
- During that two-month stretch, ranked among Low-A leaders in AVG (5th, .331) and OBP (7th, .410)
- Reached base in 24 consecutive games overall from 7/9-8/11, hitting safely in 21 of those
- Transferred to Salem on 8/17 and hit his first High-A home run on 8/24 vs. Lynchburg

## 2014

- Led the New York-Penn League and set a new Short-A Lowell record with nine triples
- Made 27 starts in RF, 18 in LF, and one in CF

## 2013

- Appeared exclusively in LF after playing 2B and SS in 2012
- Began the season with the GCL Red Sox before being promoted to Lowell on 9/2 for the club's final two games

## 2012

- Made pro debut with the GCL Sox, playing 18 games at 2B and five at SS
- Led the GCL with a .446 AVG (25-for-56) in August, .057 higher than the next qualifying hitter

## PERSONAL

- Named to the 2012 Nevada All-State baseball first team as a senior at Silverado High School





# DEREK MILLER

OF

**Age:** 23 **Ht:** 6'2" **Wt:** 190 **B:** R **T:** R **Pro Experience:** 3rd Season

**Born:** 7/18/1992 **Birthplace:** Arlington, TX **Resides:** Cedar Hill, TX

**Acquired:** 24th round pick (704th overall) in the 2014 Draft

**College:** UT-Arlington

**High School:** Round Rock

## CAREER STATS

Year	Team	Level	AVG	G	AB	R	H	2B	3B	HR	RBI	SH	SF	HP	BB	SO	SB	CS	E
2014	GCL	Rk	.281	54	192	31	54	12	0	1	24	0	0	6	27	34	15	5	2
2015	Greenville	A-	.283	63	240	34	68	11	0	0	34	2	2	9	32	35	10	5	3
	Salem	A+	.186	14	43	10	8	1	0	0	2	0	0	1	10	12	2	0	0
<b>Minor League Totals</b>			<b>.274</b>	<b>131</b>	<b>475</b>	<b>75</b>	<b>130</b>	<b>24</b>	<b>0</b>	<b>1</b>	<b>60</b>	<b>2</b>	<b>2</b>	<b>16</b>	<b>69</b>	<b>81</b>	<b>27</b>	<b>10</b>	<b>5</b>

## 2015

- Limited to 75 games due to a season-ending injury on 7/11
- Combined with Low-A Greenville (63 G) and High-A Salem (14 G) to hit .269 (76-for-283) with a .380 OBP
- Named a South Atlantic League mid-season All-Star
- Hit .362 with RISP (25-for-69), including .459 with two outs (17-for-37)
- Made 33 starts in RF, 25 in CF, and 17 in LF, combining for seven assists, three double plays and a .979 fielding percentage (3 E/140 TC)
- Began the season with Greenville and was named Red Sox Minor League Base Runner of the Month for April after batting .316 (25-for-79) with a .382 OBP, 5 2B, 9 runs, and 2 SB in 20 games
- Scored 15 runs during a 14-game on-base streak from 5/17-6/1 (.433 OBP)
- Delivered a two-out, walk-off RBI single in the 10th inning of Greenville's 3-2 win over Augusta on 6/10
- Was the starting LF in the SAL All-Star Game on 6/23 (0-for-2)
- Transferred to Salem on 6/25
- Made his High-A debut on 6/26 vs. Frederick (2-for-3, 3 R, 2 BB)
- Removed from the game on 7/11 at Frederick due to injury
- Placed on disabled list on 7/12 and missed remainder of season

## 2014

- Made pro debut with the GCL Red Sox, leading the club in games (54), runs (tied, 31), hits (tied, 54), BB (27), steals (15), and OBP (.387, min. 100 AB)
- Made at least 12 starts at each OF position
- Went 2-for-3 with 3 BB, 4 runs, and 3 RBI on 7/30 at the GCL Orioles
- Hit first career HR on 8/19, a two-out, two-run shot in the top of the ninth during a 5-4 win at the GCL Rays

## PERSONAL

- Played baseball at the University of Texas at Arlington (2012-14)
- Graduated from Round Rock (TX) High School



YOAN

MONCADA

INF

Age: 20 Ht: 6'2" Wt: 220 B: S T: R Pro Experience: 2nd Season

Born: 5/27/1995 Birthplace: Cienfuegos, Cuba Resides: Tampa, FL

Acquired: Signed as an international free agent, 3/12/2015

## CAREER STATS

Year	Team	Level	AVG	G	AB	R	H	2B	3B	HR	RBI	SH	SF	HP	BB	SO	SB	CS	E
2015	Greenville	A-	.278	81	306	61	85	19	3	8	38	2	3	10	42	83	49	2	23
<b>Minor League Totals</b>			<b>.278</b>	<b>81</b>	<b>306</b>	<b>61</b>	<b>85</b>	<b>19</b>	<b>3</b>	<b>8</b>	<b>38</b>	<b>2</b>	<b>3</b>	<b>10</b>	<b>42</b>	<b>83</b>	<b>49</b>	<b>2</b>	<b>23</b>

## PROSPECT RANKINGS


- Baseball America: Boston #1, Boston #1 2B, Overall #3, Fastest Baserunner, Best Athlete, Best Infield Arm
- MLB Pipeline: Boston #1, Overall #1 2B, Overall #7
- SoxProspects.com: Boston #1

## 2015

- Made U.S. debut and spent entire season with Low-A Greenville
- Played no defensive position other than 2B
- Named Red Sox Minor League Base Runner of the Year, leading the organization in steals (49-for-52)
- Named a South Atlantic League postseason All-Star
- Earned the Greg Montalbano Minor League Player of the Year award from the Boston chapter of the BBWAA
- Named a Low Class A All-Star by Baseball America
- Named Red Sox Minor League Base Stealer of the Month for July (13-for-14 SB) and August/September (27-for-29)
- Stole multiple bases 15 times
- Ranked third in the SAL in steals
- Led the Drive in OPS (.817, min. 75 AB), steals, and BB (42), and ranked among leaders in runs (3rd, 61), 3B (t-2nd, 3), and HR (4th, 8)
- Posted a .310 AVG/.415 OBP/.500 SLG as a leadoff hitter (67-for-216, 16 2B, 3 3B, 7 HR, 34 BB, 7 HBP)
- Batted .310 (31-for-100) with a .381 OBP and .570 SLG vs. LHP
- Recorded seven three-hit games
- Made debut on 5/18 vs. Lexington (0-for-3, 2 R, BB)
- Hit first home run on 5/30 at Lexington
- Had a .200 AVG/.287 OBP/.289 SLG line with four stolen bases at the time of the SAL All-Star Game on 6/23
- After the break, led all Low-A players in steals (45) and ranked t-2nd in runs (49), 3rd in OBP (.415), and 6th in OPS (.915), batting .310 (67-for-216) and slugging .500 in 56 games
- Scored a run in 17 of his first 21 games out of the All-Star break (25 R total)
- Recorded multiple hits and scored multiple runs in four consecutive games from 7/12-16, homering in each of those first three contests
- Hit an inside-the-park HR on 7/15 vs. Augusta
- Hit .340 and slugged .585 during a 24-game on-base streak from 7/12-8/15 (32-for-94, 8 2B, 5 HR)
- Scored at least one run in seven consecutive games from 8/18-28 (11 R)
- Stole a season-high three bases on 8/27 vs. Greensboro

## PERSONAL

- Batted .277 (84-for-303) with 58 runs, 11 2B, 4 3B, 4 HR, 28 RBI, 40 BB, and 21 SB in 101 games over two seasons in Cuba's major league, Serie Nacional
- Spent both the 2012-13 and 2013-14 seasons with Elefantes de Cienfuegos, posting a career .388 OBP
- Appeared exclusively at second base
- Represented Cuba at the 18U World Championships in Taiwan in September 2013
- Also played for Cuba in the World Port Tournament in the Netherlands (July 2013), the 16U World Championships in Mexico in August 2011, and the COPABE Pan American 16U World Championship in Mexico in October 2010
- Established residency in Guatemala before signing with the Red Sox



# JOSEPH MONGE

OF

**Age:** 20 **Ht:** 6'0" **Wt:** 185 **B:** R **T:** R **Pro Experience:** 4th Season

**Born:** 5/18/1995 **Birthplace:** Bronx, NY **Resides:** San Juan, PR

**Acquired:** 17th round pick (503rd overall) in the 2013 Draft

**College:** N/A

**High School:** Carlos Beltran Baseball Academy

## CAREER STATS

Year	Team	Level	AVG	G	AB	R	H	2B	3B	HR	RBI	SH	SF	HP	BB	SO	SB	CS	E	
2013	GCL	Rk	.225	39	111	18	25	5	0	0	10	1	0	3	9	31	7	6	0	
2014	GCL	Rk	.266	19	64	19	17	4	1	2	17	0	0	4	9	14	5	1	1	
	Lowell	SS	.288	31	111	17	32	9	1	0	10	3	3	4	3	31	4	2	0	
2015	Greenville	A-	.241	109	373	46	90	23	3	2	37	10	3	4	21	89	22	4	8	
<b>Minor League Totals.</b>				<b>249</b>	<b>198</b>	<b>659</b>	<b>100</b>	<b>164</b>	<b>41</b>	<b>5</b>	<b>4</b>	<b>74</b>	<b>14</b>	<b>6</b>	<b>15</b>	<b>42</b>	<b>165</b>	<b>38</b>	<b>13</b>	<b>9</b>

## 2015

- Spent entire season with Low-A Greenville
- Ranked second on the club in steals (22)
- Stole 11 bases before being caught
- Hit .272 (52-for-191) in the second half of the season

## 2014

- Combined with the GCL Red Sox and Short-A Lowell to hit .280 (49-for-175) in 50 games
- Committed only one error in 113 chances (.991) in the outfield
- Produced a .390 OBP and .452 SLG in the GCL before being transferred to Lowell on 7/23
- Hit .313 (21-for-67) in his final 18 games with the Spinners
- Went 5-for-5 on 8/17 at Hudson Valley
- Following the season, played in 11 games for San Juan of the Puerto Rican Winter League

## 2013

- Made pro debut with the GCL Red Sox

## PERSONAL

- Attended the Carlos Beltran Baseball Academy (PR)



# BEN MOORE

C

**Age:** 23 **Ht:** 6'1" **Wt:** 215 **B:** R **T:** R **Pro Experience:** 3rd Season

**Born:** 9/22/1992 **Birthplace:** Denver, CO **Resides:** Cullman, AL

**Acquired:** 8th round pick (254th overall) in the 2014 Draft

**College:** Alabama

**High School:** Cullman

## CAREER STATS

Year	Team	Level	AVG	G	AB	R	H	2B	3B	HR	RBI	SH	SF	HP	BB	SO	SB	CS	E
2014	GCL	Rk	.288	28	80	20	23	4	1	0	16	0	1	5	12	12	1	0	5
2015	Greenville	A-	.319	24	94	16	30	8	1	0	9	1	1	1	5	13	3	0	0
<b>Minor League Totals</b>			<b>.305</b>	<b>52</b>	<b>174</b>	<b>36</b>	<b>53</b>	<b>12</b>	<b>2</b>	<b>0</b>	<b>25</b>	<b>1</b>	<b>2</b>	<b>6</b>	<b>17</b>	<b>25</b>	<b>4</b>	<b>0</b>	<b>5</b>

## 2015

- Played in only 24 games before suffering a right ACL tear that ended his season
- Named a South Atlantic League mid-season All-Star
- Threw out 11 of 42 (26%) attempted base stealers
- Batted .333 vs LHP (16-for-48) and .304 vs. RHP (14-for-46)
- Hit .394 (26-for-66) in his final 16 games beginning 4/26, recording multiple hits in eight of those
- Was 3-for-5 with three doubles on 5/3 at Hagerstown
- Removed from the game on 5/27 at Augusta and placed on the disabled list the following day
- Missed the remainder of the season

## 2014

- Made pro debut with the GCL Red Sox, playing in 28 games and producing a .408 OBP

## PERSONAL

- Played baseball for three seasons (2012-14) at the University of Alabama, playing in all 179 of the team's games during his time at the school and starting each of the last 178
- Attended Cullman (AL) High School, setting the school's single-season records in AVG (.506), HR (22), 2B (27), RBI (83), and runs (77) as a senior in 2011
- Also played football and ran for 2,036 yards as a senior, the second-highest single-season total in school history

**YANKORY****RHP****PIMENTEL****Age:** 22 **Ht:** 6'2" **Wt:** 225 **B:** R **T:** R **Pro Experience:** 5th Season**Born:** 9/29/1993 **Birthplace/Resides:** Santo Domingo, DR**Acquired:** Signed as an international free agent, 10/9/2011

## CAREER STATS

Year	Team	Level	W-L	ERA	G	GS	CG	SHO	SV	IP	H	R	ER	HR	HB	BB	SO	WP	BK
2012	DSL	Rk	1-0	2.76	12	0	0	0	1	32.2	28	13	10	1	0	15	30	2	0
2013	DSL	Rk	5-4	2.26	14	14	0	0	0	68.2	59	24	20	2	2	12	40	3	0
2014	GCL	Rk	3-0	2.93	13	0	0	0	1	30.2	27	13	10	0	1	7	25	1	0
2015	GCL	Rk	4-0	1.60	16	1	0	0	6	33.2	32	9	6	0	0	7	42	1	1
	Lowell	SS	0-0	0.00	1	0	0	0	0	1.0	0	0	0	0	0	0	2	0	0
<b>Minor League Totals</b>			<b>13-4</b>	<b>2.48</b>	<b>56</b>	<b>15</b>	<b>0</b>	<b>0</b>	<b>8</b>	<b>166.2</b>	<b>146</b>	<b>59</b>	<b>46</b>	<b>3</b>	<b>3</b>	<b>41</b>	<b>139</b>	<b>7</b>	<b>1</b>

## 2015

- Posted a sub-3.00 ERA for the fourth consecutive season
- Led the GCL Red Sox in saves (6), games finished (11), appearances (tied, 16), and strikeouts (42), also ranking T-3rd in wins (4)
- Ranked second among GCL relievers in K/9.0 IP (11.22) and t-4th in saves
- 13 of his 17 appearances between the GCL and Short-A Lowell were scoreless
- Held opponents to a .290 SLG, allowing only six extra-base hits (six doubles)
- Had a 6.3 K/BB ratio, including a 15.0 mark in his final eight appearances (30 K, 2 BB)
- Did not allow an ER in any of his seven save opportunities (13.0 IP, 2 R)
- Recorded a 16.0 IP scoreless streak with no walks over five appearances from 7/29-8/18 (24 K)
- Allowed only one hit in 3.0 scoreless innings in game 1 of the GCL Finals against the Blue Jays (3 K)
- Transferred to Lowell on 9/3 and made his lone appearance on 9/6 vs. Vermont, recording a perfect 9th inning (2 K)

## 2014

- Made domestic debut with the GCL Red Sox
- Held opponents to a .225 AVG (27-for-120) and did not allow a HR all season
- Produced 16.0 consecutive scoreless innings from 7/5-8/7, going 2-0 with a .123 opponent AVG (7-for-57) in that span
- Did not walk a batter in a seven-game span from 7/17-8/20 (18.2 IP, 15 K)

## 2013

- Made a team-high 14 starts for the DSL Red Sox
- Ranked among team leaders in wins (t-2nd, 5), IP (1st, 68.2), and K (5th, 40)

## 2012

- Made pro debut with the DSL Sox
- Surrendered just 1 ER over 19.2 IP in July (0.46 ERA)

**JHONNY****POLANCO****RHP****Age:** 23 **Ht:** 6'3" **Wt:** 195 **B:** R **T:** R **Pro Experience:** 8th Season**Born:** 4/28/1992 **Birthplace/Resides:** Ciudad Dario de Matagalpa, NI**Acquired:** Selected in the Triple-A phase of the Rule 5 Draft, 12/10/2015**CAREER STATS (\* = w/st. LOUIS)**

Year	Team	Level	W-L	ERA	G	GS	CG	SHO	SV	IP	H	R	ER	HR	HB	BB	SO	WP	BK
2009	VSL*	Rk	0-0	10.61	9	0	0	0	0	9.1	12	11	11	0	3	10	2	4	0
2010	VSL*	Rk	2-1	3.62	14	0	0	0	1	27.1	26	16	11	1	5	19	19	3	2
2011	DSL*	Rk	3-2	4.33	8	6	0	0	0	35.1	31	19	17	1	7	20	30	7	0
2012	GCL*	Rk	1-3	1.91	15	7	0	0	4	33.0	27	12	7	1	6	13	38	0	2
	Quad Cities*	A-	0-0	4.50	1	1	0	0	0	6.0	8	3	3	0	0	3	2	1	0
2013	State Coll.*	Rk	4-3	2.63	22	0	0	0	1	37.2	34	14	11	2	4	14	44	4	0
	Peoria*	A-	2-1	5.09	8	0	0	0	0	17.2	19	11	10	2	3	9	22	0	0
2014	Peoria*	A-	4-1	2.04	37	0	0	0	0	57.1	35	15	13	0	2	30	71	3	2
2015	Peoria*	A-	3-4	3.57	30	5	0	0	1	58.0	46	26	23	6	4	30	69	4	0
	Palm Bch.*	A+	0-2	6.75	5	1	0	0	0	10.2	11	8	8	0	1	7	7	0	1
	Springfield*	AA	0-0	6.75	2	0	0	0	0	2.2	1	2	2	0	0	3	1	0	0
<b>Minor League Totals</b>			<b>19-17</b>	<b>3.54</b>	<b>151</b>	<b>20</b>	<b>0</b>	<b>0</b>	<b>7</b>	<b>295.0</b>	<b>250</b>	<b>137</b>	<b>116</b>	<b>13</b>	<b>35</b>	<b>158</b>	<b>305</b>	<b>26</b>	<b>7</b>

**2015**

- In his seventh and final season in the Cardinals organization, combined at three levels to go 3-6 with a 4.16 ERA (33 ER/71.1 IP) and .225 opponent AVG (58-for-258) in 37 appearances (six starts)
- As a reliever, posted a 3.11 ERA, .205 opponent AVG, and 11.07 K/9.0 IP (46.1 IP, 16 ER, 57 K, 34-for-166)
- Began the season with Low-A Peoria and made his first 19 appearances out of the bullpen
- Returned to the bullpen and transferred to High-A Palm Beach on 8/14 and then Double-A Springfield on 9/2

**2014**

- Spent entire season with Low-A Peoria, ranking second on the club in appearances (37)
- Ranked ninth among Cardinals minor leaguers in K/9.0 IP (11.15)
- Had the second-lowest opponent AVG among Midwest League relievers (.176, 35-for-199), and did not allow a HR (234 BF)
- 30 of his 37 appearances were scoreless and hitless

**2013**

- Went 6-4 with a 3.42 ERA (21 ER/55.1 IP) between Short-A State College and Low-A Peoria
- Ranked t-5th among NYPL pitchers in appearances (22), 14 of which were scoreless

**2012**

- Spent majority of season with the GCL Cardinals, where he posted a 0.73 ERA (1 ER/12.1 IP) as a reliever
- Did not surrender a run in his first seven appearances of the season (10.0 IP)
- Transferred to Low-A Quad Cities on 8/28 and made a quality start in his lone appearance with the River Bandits on 8/29
- Following the year, made one appearance for Nicaragua in a World Baseball Classic Qualifier game against Panama (1.0 IP, H, R, K)





**JORDAN**

# PROCYSHEN

**C**

**Age:** 23 **Ht:** 5'10" **Wt:** 210 **B:** L **T:** R **Pro Experience:** 3rd Season  
**Born:** 3/11/1993 **Birthplace:** Guelph, Ontario **Resides:** Highland Heights, KY  
**Acquired:** 14th round pick (434th overall) in the 2014 Draft  
**College:** Northern Kentucky **High School:** Holy Trinity Academy

## CAREER STATS

Year	Team	Level	AVG	G	AB	R	H	2B	3B	HR	RBI	SH	SF	HP	BB	SO	SB	CS	E
2014	Lowell	SS	.259	19	54	3	14	3	0	0	6	0	1	0	7	6	0	1	1
	Greenville	A-	.300	9	30	2	9	1	0	1	3	0	0	0	3	8	0	0	2
2015	Greenville	A-	.285	51	179	22	51	8	0	2	28	1	2	5	16	32	3	2	10
	Salem	A+	.209	38	129	9	27	5	0	0	11	2	1	1	18	22	1	2	2
<b>Minor League Totals</b>			<b>.258</b>	<b>117</b>	<b>392</b>	<b>36</b>	<b>101</b>	<b>17</b>	<b>0</b>	<b>3</b>	<b>48</b>	<b>3</b>	<b>4</b>	<b>6</b>	<b>44</b>	<b>68</b>	<b>4</b>	<b>5</b>	<b>15</b>

## 2015

- Hit .253 (78-for-308) with a .336 OBP between Low-A Greenville and High-A Salem
- Named a South Atlantic League mid-season All-Star, started at catcher
- Ranked by Baseball America as the SAL's best defensive catcher
- Caught 40 of 122 (33%) attempted base stealers, throwing at 20 runners at each level
- Hit .324 (36-for-111) in his final 33 games for the Drive (May 9-June 21)
- Transferred to Salem on June 25, went 2-for-4 with 2 RBI in his debut on June 26 vs Frederick
- Placed on the disabled list from July 24-30

## 2014

- Made pro debut, combining with Short-A Lowell and Greenville to hit .274 (23-for-84)
- Caught 8 of 32 (25%) attempted base stealers

## PERSONAL

- Played baseball for two seasons (2012-13) at Northeastern Junior College in Sterling, Colorado
- Hit .418 in 2013, tying for the nation lead in home runs (15)
- Transferred to Northern Kentucky University, starting all 51 of the team's games and leading the club in home runs (10) in 2014
- Graduated in 2011 from Holy Trinity Academy in Okotoks, Alberta
- Was a member of the Canadian Junior National team



JAYCE

RAY

OF

Age: 26 Ht: 6'0" Wt: 195 B: L T: R Pro Experience: 4th Season

Born: 11/26/1989 Birthplace/Resides: Sonoma, CA

Acquired: Signed as a minor league free agent, 10/22/2015

College: Washington

High School: Sonoma Valley

## CAREER STATS

Year	Team	Level	AVG	G	AB	R	H	2B	3B	HR	RBI	SH	SF	HP	BB	SO	SB	CS	E
2013	Windy City	IND	.286	37	112	16	32	4	0	0	13	3	2	4	17	19	5	2	2
2014	Sonoma	IND	.355	64	234	62	83	18	1	8	44	2	4	16	46	33	21	5	2
2015	Wichita	IND	.310	89	332	57	103	15	3	1	35	6	0	8	56	39	17	9	9
<b>Minor League Totals</b>			<b>.322</b>	<b>190</b>	<b>678</b>	<b>135</b>	<b>218</b>	<b>37</b>	<b>4</b>	<b>9</b>	<b>92</b>	<b>11</b>	<b>6</b>	<b>28</b>	<b>119</b>	<b>91</b>	<b>43</b>	<b>16</b>	<b>13</b>

## 2015

- Spent entire season with the Wichita Wingnuts of the independent American Association
- Recorded a .422 OBP, drawing 56 BB against only 39 K

## 2014

- Spent entire season with the Sonoma Stompers of the independent Pacific Association
- Named the league's MVP after posting a .355/.483/.543 batting line in 64 games
- Led the league in AVG, OBP, OPS (1.026), HBP (16), and outfield assists (10)
- Also ranked among league leaders in 2B (2nd, 18), SB (t-2nd, 23), SLG (t-2nd), and runs (3rd, 62)

## 2013

- Spent first professional season with the Windy City Thunderbolts of the independent Frontier League
- Appeared in 37 games and posted a .393 OBP

## PERSONAL

- Played baseball for two seasons (2012-13) at the University of Washington, where he hit .309 (68-for-220) as a senior and .311 (64-for-206) as a junior
- Prior to Washington, spent three seasons (2009-11) at Santa Rosa Junior College
- Graduated in 2008 from Sonoma Valley HS (CA), where he also played basketball and football





# AUSTIN REI

C

**Age:** 22 **Ht:** 6'0" **Wt:** 195 **B:** R **T:** R **Pro Experience:** 2nd Season

**Born:** 10/27/1993 **Birthplace:** Berkeley, CA **Resides:** Moraga, CA

**Acquired:** 3rd round pick (81st overall) in the 2015 Draft

**College:** Washington

**High School:** Campolindo

## CAREER STATS

Year	Team	Level	AVG	G	AB	R	H	2B	3B	HR	RBI	SH	SF	HP	BB	SO	SB	CS	E
2015	Lowell	SS	.179	34	112	14	20	5	1	2	12	0	1	6	11	39	1	0	5
<b>Minor League Totals</b>			<b>.179</b>	<b>34</b>	<b>112</b>	<b>14</b>	<b>20</b>	<b>5</b>	<b>1</b>	<b>2</b>	<b>12</b>	<b>0</b>	<b>1</b>	<b>6</b>	<b>11</b>	<b>39</b>	<b>1</b>	<b>0</b>	<b>5</b>

## PROSPECT RANKINGS

- Baseball America: Boston #1 C
- MLB Pipeline: Boston #25
- SoxProspects.com: Boston #25

## 2015

- Made professional debut and spent entire season with Short-A Lowell
- Started 31 games at catcher and three at designated hitter
- Threw out 9 of 36 (25%) attempted base stealers
- Recorded only one passed ball in 261.0 innings
- Was 8-for-24 (.333) with two doubles and a home run against LHP
- Posted a .302 AVG/.354 OBP/.535 SLG line during a 12-game on-base streak from 7/23-8/12

## PERSONAL

- Played in 100 games over three seasons at the University of Washington
- Led the team in averaged (.330), OBP (.445), and SLG (.681) in 2015
- Graduated from Campolindo High School (CA), winning the 2012 CIF North Coast Section Championship at the Oakland Coliseum
- Selected by the Minnesota Twins in the 37th round of the 2012 June Draft, but did not sign
- His uncle, Fran Mullins, played in the majors as an infielder for the White Sox (1980), Giants (1984), and Indians (1986)



# JEREMY RIVERA

INF

**Age:** 21 **Ht:** 5'9" **Wt:** 165 **B:** S **T:** R **Pro Experience:** 3rd Season

**Born:** 1/30/1995 **Birthplace/Resides:** Aguada, PR

**Acquired:** 17th round pick (524th overall) in the 2014 Draft

**College:** El Paso CC

**High School:** Carlos Beltran Baseball Academy

## CAREER STATS

Year	Team	Level	AVG	G	AB	R	H	2B	3B	HR	RBI	SH	SF	HP	BB	SO	SB	CS	E
2014	GCL	Rk	.178	14	45	9	8	2	0	0	6	0	0	1	5	9	2	0	1
2015	Lowell	SS	.256	63	215	22	55	4	1	0	12	7	2	0	24	37	8	6	13
<b>Minor League Totals</b>			<b>.242</b>	<b>77</b>	<b>260</b>	<b>31</b>	<b>63</b>	<b>6</b>	<b>1</b>	<b>0</b>	<b>18</b>	<b>7</b>	<b>2</b>	<b>1</b>	<b>29</b>	<b>46</b>	<b>10</b>	<b>6</b>	<b>14</b>

## 2015

- Spent entire season with Short-A Lowell
- Led the Spinners in games (63) and ranked second in hits (55) and third in steals (8)
- Hit .359 (23-for-64) vs LHP
- Had six three-hit games
- Played no defensive position other than shortstop (258 TC, 13 E, .950)
- Hit .364 (28-for-77, 10 RBI) with a .437 OBP during a 25-game stretch from 7/16-8/13
- Following the season, appeared in 21 games for Mayaguez of the Puerto Rican Winter League

## 2014

- Played in 14 games in pro debut with the GCL Red Sox, primarily at second base
- Following the season had one at-bat for Mayaguez of PRWL

## PERSONAL

- Played one season at El Paso Community College, batting .383 in 48 games
- Attended the Carlos Beltran Baseball Academy in Puerto Rico





**BRANDON**
**RHP**

SHOW

**Age:** 23   **Ht:** 6'2"   **Wt:** 195   **B:** R   **T:** R   **Pro Experience:** 3rd Season  
**Born:** 10/31/1992   **Birthplace/Resides:** Las Vegas, NV  
**Acquired:** 38th round pick (1,154th overall) in the 2014 Draft  
**College:** San Diego   **High School:** Shadow Ridge (NV)

## CAREER STATS

Year	Team	Level	W-L	ERA	G	GS	CG	SHO	SV	IP	H	R	ER	HR	HB	BB	SO	WP	BK
2014	Lowell	SS	1-1	7.13	12	0	0	0	0	17.2	18	14	14	0	1	12	11	0	0
2015	Lowell	SS	1-0	0.93	3	0	0	0	0	9.2	6	1	1	0	0	4	6	2	0
	Greenville	A-	1-0	0.00	1	0	0	0	0	4.0	2	0	0	0	0	2	2	1	0
	Salem	A+	1-1	2.83	12	0	0	0	2	35.0	33	14	11	1	1	7	13	3	0
<b>Minor League Totals</b>			<b>4-2</b>	<b>3.53</b>	<b>28</b>	<b>0</b>	<b>0</b>	<b>0</b>	<b>2</b>	<b>66.1</b>	<b>59</b>	<b>29</b>	<b>26</b>	<b>1</b>	<b>2</b>	<b>25</b>	<b>32</b>	<b>6</b>	<b>0</b>

## 2015

- Combined with three teams to go 3-1 with a 2.22 ERA (12 ER/48.2 IP), .229 opponent average (41-for-179), and 1.11 WHIP
- Held opponents to a .313 slugging percentage
- Held right-handed batters to a .214 average (27-for-126)
- Pitched 4.0 scoreless innings in his lone appearances with Low-A Greenville on May 31 at Lexington
- Transferred to Short-A Lowell on June 1 and allowed 1 ER in 9.2 IP with the Spinners
- Transferred to High-A Salem on July 4 and did not allowed a run in his first six games with the club (17.1 IP, 10 H)
- Allowed 0 ER in at least 4.0 IP in four of his appearances with Salem

## 2014

- Made 12 relief appearances for Lowell in his pro debut
- Held righties to a .219 average (7-for-32)
- Did not allow a home run all season

## PERSONAL

- Played baseball at Western Nevada College (2012-13) and the University of San Diego (2014)
- Graduated from Shadow Ridge (NV) High School



DAVID

SOPILKA

C

Age: 22 Ht: 6'0" Wt: 200 B: R T: R Pro Experience: 7th Season

Born: 8/30/1993 Birthplace/Resides: Barquisimeto, VE

Acquired: Signed as an international free agent, 5/7/2010

## CAREER STATS

Year	Team	Level	AVG	G	AB	R	H	2B	3B	HR	RBI	SH	SF	HP	BB	SO	SB	CS	E
2010	DSL	Rk	.156	38	122	11	19	2	1	0	11	1	2	2	20	23	0	0	4
2011	DSL	Rk	.260	53	192	25	50	10	1	1	30	2	7	3	20	29	1	2	4
2012	GCL	Rk	.196	31	107	9	21	2	0	0	8	0	0	1	8	17	0	0	2
2013	Lowell	SS	.167	32	108	5	18	2	0	0	3	0	2	1	10	30	0	0	8
2014	Lowell	SS	.153	27	85	3	13	1	0	1	10	2	0	2	2	25	2	0	3
2015	Greenville	A-	.240	35	104	10	25	7	1	1	15	0	0	2	5	24	0	0	2
<b>Minor League Totals</b>			<b>.203</b>	<b>216</b>	<b>718</b>	<b>63</b>	<b>146</b>	<b>24</b>	<b>3</b>	<b>3</b>	<b>77</b>	<b>5</b>	<b>11</b>	<b>11</b>	<b>65</b>	<b>148</b>	<b>3</b>	<b>2</b>	<b>23</b>

## 2015

- Spent entire season with Low-A Greenville, threw out 8-of-25 (32%) attempted base stealers in 33 games (29 starts) at catcher
- Hit .352 (19-for-54) with runners on base
- Placed on the disabled list from July 9-25 and from September 1 through the end of the season
- Hit a game-winning HR on August 4 at West Virginia, breaking a 2-2 tie with a solo shot in seventh inning

## 2014

- Played in 27 games for Short-A Lowell, caught 8 of 19 attempted base stealers (42%)

## 2013

- Spent the year with Lowell before a season-ending DL stint beginning August 21
- Caught 11 of 38 (29%) attempted base stealers

## 2012

- Caught 25 of 40 (63%) attempted base stealers in his domestic debut with the GCL Red Sox

## 2011

- Returned to the DSL Red Sox, ranking among team leaders in 2B (2nd, 10) and RBI (3rd, 30)
- Caught 18 of 51 (35%) attempted base stealers

## 2010

- Made pro debut with the DSL Red Sox, caught 16 of 51 (31%) attempted base stealers





GERMAN

RHP

# TAVERAS

**Age:** 23 **Ht:** 6'2" **Wt:** 245 **B:** R **T:** R **Pro Experience:** 6th Season

**Born:** 2/15/1993 **Birthplace/Resides:** Santo Domingo, DR

**Acquired:** Signed as an international free agent, 5/7/2011

## CAREER STATS

Year	Team	Level	W-L	ERA	G	GS	CG	SHO	SV	IP	H	R	ER	HR	HB	BB	SO	WP	BK
2011	DSL	Rk	0-1	2.08	5	0	0	0	1	13.0	9	3	3	0	1	9	5	3	0
2012	DSL	Rk	0-1	5.88	16	0	0	0	1	26.0	26	20	17	1	1	15	17	3	1
2013	GCL	Rk	3-2	2.75	16	0	0	0	1	36.0	30	13	11	0	2	9	30	6	0
2014	Lowell	SS	3-1	2.76	7	0	0	0	0	16.1	9	5	5	0	1	5	17	1	0
	Greenville	A-	0-1	4.13	11	0	0	0	5	28.1	28	15	13	4	2	13	19	1	0
2015	Salem	A+	4-4	5.04	30	0	0	0	2	60.2	53	41	34	3	3	35	48	6	3
<b>Minor League Totals</b>			<b>10-10</b>	<b>4.14</b>	<b>85</b>	<b>0</b>	<b>0</b>	<b>0</b>	<b>10</b>	<b>180.1</b>	<b>155</b>	<b>97</b>	<b>83</b>	<b>8</b>	<b>10</b>	<b>86</b>	<b>136</b>	<b>20</b>	<b>4</b>

## 2015

- Spent entire season with High-A Salem, ranking third on the team in appearances (30)
- Had the fourth-lowest opponent AVG among Carolina League relievers (.237, 53-for-224), held righties to a .227 AVG and .294 SLG (27-for-119, 0 HR)
- Made 15 scoreless appearances, including nine of at least 2.0 IP
- Went 3-0 with 1 save, a 0.53 ERA, and .103 opponent AVG during an eight-game stretch from 5/15-6/19 (17.0 IP, ER, 6 H5 BB, 22 K)
- Posted a 1.56 ERA (3 ER/17.1 IP) in his final nine appearances beginning July 25

## 2014

- Combined with Short-A Lowell and Low-A Greenville to go 3-2 with a 3.63 ERA (18 ER/44.2 IP) in 18 relief appearances

## 2013

- Made eight scoreless appearances for the GCL Red Sox
- Allowed 4 ER in 22.0 IP (1.64 ERA) over his final 11 outings of the year

## 2012

- Returned to the DSL Red Sox, placing among club leaders in appearances (2nd, 16) and games finished (2nd, 7)

## 2011

- Made pro debut in five games for the DSL Red Sox
- Recorded a save in his first career appearances on June 24 vs the DSL Yankees 2

**BEN****RHP****TAYLOR****Age:** 23 **Ht:** 6'3" **Wt:** 230 **B:** R **T:** R **Pro Experience:** 2nd Season**Born:** 11/12/1992 **Birthplace:** Montgomery, AL **Resides:** Mobile, AL**Acquired:** 7th round pick (201st overall) in the 2015 Draft**College:** South Alabama**High School:** Brewbaker Technology Magnet**CAREER STATS**

Year	Team	Level	W-L	ERA	G	GS	CG	SHO	SV	IP	H	R	ER	HR	HB	BB	SO	WP	BK
2015	Lowell	SS	0-0	1.80	4	0	0	0	0	10.0	8	2	2	0	0	2	17	1	0
	Greenville	A-	0-2	3.40	10	10	0	0	0	45.0	43	23	17	2	2	15	37	2	0
<b>Minor League Totals</b>			<b>0-2</b>	<b>3.11</b>	<b>14</b>	<b>10</b>	<b>0</b>	<b>0</b>	<b>0</b>	<b>55.0</b>	<b>51</b>	<b>25</b>	<b>19</b>	<b>2</b>	<b>2</b>	<b>17</b>	<b>54</b>	<b>3</b>	<b>0</b>

**2015**

- Made professional debut, held righties to a .200 AVG (23-for-115) and did not allow a home run to a lefty (93 AB)
- Began season with Short-A Lowell and pitched 2.0 hitless innings in his first game on June 26 vs Aberdeen
- Transferred to Low-A Greenville on July 18 and made 10 starts, allowing 1 ER or fewer in six of them

**PERSONAL**

- Played baseball at the University of South Alabama (2014-15) and Chattahoochee Valley Community College (2012-13)
- Named to the All-Sun Belt First Team as a senior after going 6-3 with a 1.48 ERA and seven saves in 25 relief appearances
- Struck out 68 batters in 42.2 IP as a senior
- Attended Brewbaker Technology Magnet High School (AL)



J.T.

WATKINS

Age: 26 Ht: 6'0" Wt: 195 B: R T: R Pro Experience: 3rd Season

Born: 8/30/1989 Birthplace: Wichita Falls, TX Resides: Daphne, AL

Acquired: 10th round pick (331st overall) in the 2012 Draft

College: Army West Point

High School: Hillcrest

## CAREER STATS

Year	Team	Level	AVG	G	AB	R	H	2B	3B	HR	RBI	SH	SF	HP	BB	SO	SB	CS	E
2012	Lowell	SS	.200	17	45	4	9	1	0	1	4	0	0	3	3	13	0	1	1
2013	Did Not Play (Serving in the United States Army)																		
2014	Did Not Play (Serving in the United States Army)																		
2015	Greenville	A-	.214	37	145	12	31	4	1	1	14	1	0	0	4	27	1	1	5
	Salem	A+	.000	2	7	0	0	0	0	0	0	0	0	0	0	2	0	0	0
<b>Minor League Totals</b>			<b>.203</b>	<b>56</b>	<b>197</b>	<b>16</b>	<b>40</b>	<b>5</b>	<b>1</b>	<b>2</b>	<b>18</b>	<b>1</b>	<b>0</b>	<b>3</b>	<b>7</b>	<b>42</b>	<b>1</b>	<b>2</b>	<b>6</b>

## 2015

- Returned to baseball after devoting two years to service in the United States Army
- Played in two games with High-A Salem before being transferred to Low-A Greenville on July 9
- Threw out 14 of 45 (31%) attempted base stealers in 33 games (30 starts) at catcher
- Also made seven starts at first base
- Earned the save in his first professional pitching appearance on July 27 at Charleston, striking out one in a perfect 15th inning
- Hit his lone home run on August 27 vs Greensboro, a three-run shot in the 7th

## 2013-14

- Did not play due to service in the United States Army

## 2012

- Made pro debut with Short-A Lowell, throwing out 7 of 17 (41%) attempted base stealers
- Hit first career HR on July 6 at Auburn, a three-run shot that gave the Spinners a 6-4 lead in the 8th

## PERSONAL

- Was a four-year starting catcher and two-time All-Patriot League selection for Army
- Graduated with the Academy's single-season and career records for percentage of baserunners thrown out
- Graduated in 2008 from Hillcrest (AL) High School, where he established a single-season school record with 14 HR as a junior
- His father, Danny, is currently a scout in the Red Sox organization



Luis

YSLA

LHP

Age: 23 Ht: 6'1" Wt: 185 B: L T: L Pro Experience: 4th Season

Born: 4/27/1992 Birthplace/Resides: Estado Carabobo, VE

Acquired: From the San Francisco Giants for Alejandro De Aza, 8/31/2015

## CAREER STATS (\* = w/SAN FRANCISCO)

Year	Team	Level	W-L	ERA	G	GS	CG	SHO	SV	IP	H	R	ER	HR	HB	BB	SO	WP	BK
2013	AZL*	Rk	4-0	2.65	12	12	0	0	0	51.0	38	18	15	1	3	13	52	1	0
2014	Augusta*	A-	6-7	2.45	24	23	0	0	0	121.1	104	42	33	8	1	45	115	8	3
2015	San Jose*	A+	3-6	6.21	33	9	0	0	0	79.2	109	60	55	9	3	41	95	4	2
	Salem	A+	0-0	0.00	2	0	0	0	0	5.0	0	0	0	0	0	2	6	0	0
<b>Minor League Totals 13-13</b>			<b>3.61</b>	<b>71</b>	<b>44</b>	<b>0</b>	<b>0</b>	<b>0</b>	<b>0</b>	<b>257.0</b>	<b>251</b>	<b>120</b>	<b>103</b>	<b>18</b>	<b>17</b>	<b>101</b>	<b>268</b>	<b>13</b>	<b>5</b>

## PROSPECT RANKINGS

- Baseball America: Boston #25, Boston #2 LHRP
- MLB Pipeline: Boston #21
- SoxProspects.com: Boston #18

## 2015

- Spent majority of season with High-A San Jose (SF), was 4-2 with a 4.50 ERA (24 ER/48.0 IP) in 24 relief appearances, 1-5 with an 8.81 ERA (31 ER/31.2 IP) in nine starts
- Traded to Boston in exchange for OF Alejandro De Aza on August 31
- Combined with San Jose and Salem to average 10.7 K/9.0 IP
- Also made seven relief appearances for Margarita of the Venezuelan Winter League

## 2014

- Spent entire season with Low-A Augusta, named a South Atlantic League mid- and post-season All-Star
- Led the league in ERA (2.45) and ranked fourth in opponent AVG (.231)
- Ranked third among SAL starters in K/9.0 IP (8.37)
- Allowed 1 ER or fewer in 15 of his 23 starts, and 4 ER or fewer in each of them
- Following the season, made three relief appearances for Margarita of the VWL


## 2013

- Made professional debut and spent entire season with the Rookie-level AZL Giants
- Named an AZL post-season All-Star
- Ranked among league leaders in opponent AVG (3rd, .204), WHIP (3rd, 1.00) and ERA (7th, 2.65)
- In his final five starts beginning 8/1, was 2-0 with a 0.39 ERA (1 ER/23.0 IP) and .132 opponent AVG

## PERSONAL

- Originally signed by San Francisco as an international free agent on September 11, 2012





# 2015 IN REVIEW

## SALEM RED SOX SEASON IN REVIEW

In his second season with Salem, **Carlos Febles** led the Red Sox to a fourth-place finish in the Carolina League Southern Division at 66-73. Salem posted a 38-32 mark in the first half, finishing 3.5 games behind first place Myrtle Beach. The Red Sox struggled to a 28-41 record in the second half, placing fourth in the Southern Division, 17.5 games behind second-half champion Winston-Salem.

The Sox finished with a .258 batting average, second in the Carolina League and in the Red Sox minor league system. They ranked second in the league in doubles (295), third in RBI (611), and were second in the Red Sox organization in walks (434) and stolen bases (152). Sox pitchers combined for a 3.69 ERA, fifth in the circuit.

Named the Red Sox Minor League Offensive Player of the Year, **1B Sam Travis** played 66 games at High-A Salem, hitting .313 with five home runs, 40 RBI, and 10 stolen bases, before being promoted to Double-A Portland on 6/25. He was recognized as the Carolina League Player of the Week for 4/27-5/3 and started at first base in the California/Carolina League All-Star Game, Salem's only representative in 2015.

**LHP Williams Jerez** posted a 5-3 record and a 2.54 ERA (25 ER/88.2 IP) with four saves, four holds, 86 strikeouts, and 31 walks in 41 relief appearances between Low-A Greenville, High-A Salem, and Double-A Portland. The 2015 Red Sox Minor League Pitcher of the Year was promoted to Salem on 6/4 where he went 1-0 and allowed just one earned run in 12.1 innings over five games (0.73 ERA).

**LF Kevin Heller** paced the Carolina League with a .409 on-base percentage and hit .297 (93-for-313) for Salem, placing second in the league and tied for sixth in the Red Sox system. He led the Sox with 52 RBI and 49 walks and ranked second in runs scored (47), hits (93) and home runs (8).

**RHP Kevin McAvoy** went 11-9 with a 3.89 ERA (61 ER/141.0 IP) and 82 strikeouts in 26 starts for Salem. He was tied for second in the CL in wins and starts and ranked among organizational leaders in ERA (7th).

**RHP Teddy Stankiewicz** led the Sox with 141.1 innings pitched, fourth in the Carolina League, and finished the year with a 4.01 ERA (63 ER/141.1 IP), ninth among Red Sox minor leaguers, and 77 strikeouts. Named Carolina League Pitcher of the Week for 6/29-7/5, his second Pitcher of the Week honor in 2015 (also 5/25-31), he struck out a season-high nine batters in his 7/3 complete-game effort.

After being promoted from Low-A Greenville on 6/25, **SS Mauricio Dubon** hit .274 (65-for-237) with nine doubles, 23 walks, and 12 stolen bases in 62 games for the Sox. Between Salem and Greenville he batted .288 and stole 30 bases, good for fourth place each among all Red Sox minor leaguers.

Off the field, the Salem franchise started the season with a bang, announcing, in conjunction with the City of Salem, a 10-year lease extension of LewisGale Field. As part of the new agreement, the City of Salem will undertake a series of capital maintenance projects to ensure the long-term viability of the ballpark for years to come. In addition, the Salem Red Sox will contribute \$150,000 to support youth athletics in Salem over the term of the agreement.

At the gate, Salem welcomed 228,120 fans over 68 openings for an average of 3,355 fans per game. The total attendance was a three percent increase over the same time frame in 2014. The Red Sox sold out the final three games of the season, pushing the season-long total to seven, a new franchise record.

The strong season at the gate was accentuated on July 17 with a Red Sox record crowd of 7,059 fans. It was the third-largest crowd in LewisGale Field history and just the fourth crowd in the 20-year history of the park to exceed 7,000 fans. The previous record for the Red Sox was 6,490 fans on August 16, 2014.



## TEAM HITTING STATS

BATTERS	AVG	G	AB	R	H	2B	3B	HR	RBI	TB	BB	IBB	SO	SB	CS	OBP	SLG	OPS	SF	SAC	HBP
Allday, Forrest	.249	79	249	36	62	7	0	2	20	75	48	0	52	7	9	.383	.301	.684	3	8	8
Bethea, Danny	.182	12	44	3	8	3	0	0	2	11	2	0	12	0	1	.279	.250	.467	0	1	0
Betts, Jordan	.212	113	387	40	82	21	1	4	33	117	33	0	121	5	1	.279	.302	.581	3	0	4
Cerse, Yoilan	.243	64	226	26	55	12	3	3	26	82	25	0	31	5	5	.325	.363	.688	1	3	3
Coste, Carlos	.041	16	49	2	2	0	0	0	2	4	0	27	0	0	0	.145	.041	.186	0	0	2
Dubon, Mauricio	.274	62	237	27	65	9	0	1	18	77	23	0	38	12	3	.343	.325	.668	2	4	3
Guzman, Franklin	.232	49	151	16	35	5	0	8	21	64	11	0	44	6	3	.279	.424	.703	3	1	0
Heller, Kevin	.297	93	313	40	93	18	2	7	52	136	49	1	86	13	5	.409	.435	.843	4	0	13
Kapstein, Zach	.250	26	88	9	22	5	0	1	13	30	9	0	27	3	0	.316	.341	.657	1	0	0
Lawley, Dustin	.276	8	29	0	8	4	0	0	2	12	1	0	8	0	1	.300	.414	.714	0	0	0
Lin, Tzu-Wei	.281	73	281	37	79	12	3	2	34	103	22	0	32	15	3	.331	.367	.698	2	2	0
Lopez, Deiner	.270	41	141	18	38	8	0	0	12	46	6	0	35	4	5	.311	.326	.637	1	0	3
Lorenzana, Hector	.214	6	14	0	3	1	0	0	3	4	3	0	2	0	0	.333	.286	.619	1	0	0
Margot, Manuel	.282	46	181	35	51	6	5	3	17	76	11	0	15	20	5	.321	.420	.741	3	2	1
Martinez, Mario	.271	93	339	39	92	23	0	6	48	133	23	1	80	1	0	.322	.392	.715	1	0	3
Meyers, Mike	.164	17	67	7	11	2	0	1	3	16	6	0	22	2	0	.333	.239	.472	0	0	0
Miller, Derek	.186	14	43	10	8	1	0	0	2	9	10	0	12	2	0	.352	.209	.561	0	0	1
Procyshen, Jordan	.209	38	129	9	27	5	0	0	11	32	18	0	22	1	2	.309	.248	.557	1	2	1
Rijo, Wendell	.260	108	404	47	105	27	2	6	47	154	34	1	94	15	7	.324	.381	.705	4	7	6
Romanski, Jake	.262	47	164	19	43	9	0	0	21	52	16	0	21	4	3	.335	.317	.652	2	1	3
Sturgeon, Cole	.265	76	287	34	76	14	2	3	26	103	18	0	40	10	3	.309	.359	.668	1	4	1
Tavarez, Aneurly	.280	39	132	7	37	8	4	2	18	59	17	0	28	8	1	.368	.447	.815	1	1	2
Tejeda, Oscar	.273	6	22	3	6	3	0	0	5	9	1	0	6	0	1	.304	.409	.713	0	0	0
Travis, Sam	.313	66	246	35	77	15	4	5	40	115	26	1	43	10	6	.378	.467	.845	4	0	2
Vinico, Jose	.294	57	201	29	59	11	3	0	13	76	6	0	24	7	6	.321	.378	.699	0	3	2
Watkins, J.T.	.000	2	7	0	0	0	0	0	0	0	0	0	2	0	0	.000	.000	.000	0	0	0
Weems, Jordan	.257	31	105	12	27	6	0	1	7	36	12	0	26	2	1	.333	.343	.676	0	0	0
<b>Team Total</b>	<b>.258</b>	<b>139</b>	<b>4536</b>	<b>540</b>	<b>1171</b>	<b>235</b>	<b>29</b>	<b>55</b>	<b>494</b>	<b>1629</b>	<b>434</b>	<b>4</b>	<b>950</b>	<b>152</b>	<b>71</b>	<b>.328</b>	<b>.359</b>	<b>.687</b>	<b>38</b>	<b>39</b>	<b>58</b>

## TEAM PITCHING STATS








PITCHERS	W	L	ERA	G	GS	CG	SHO	SV	IP	H	R	ER	HR	HB	BB	IBB	SO	BK	WP	DP	WHIP	AVG	AB	TBF	SF	GF	HLD	
Adams, Mike	1	3	3.47	35	0	0	0	6	7	59.2	66	29	23	5	4	18	0	44	0	1	8	1.41	.280	236	262	1	25	4
Ball, Trey	9	13	4.73	25	25	0	0	0	129.1	129	78	68	16	3	60	0	77	1	12	7	1.46	.263	490	564	6	0	0	
Bautista, Denny	3	0	4.88	4	4	0	0	0	24.0	28	14	13	3	0	5	0	10	0	0	1	1.38	.292	96	103	1	0	0	
Buttrey, Ty	8	10	4.20	21	21	0	0	0	115.2	117	62	54	5	5	45	0	81	1	13	15	1.40	.268	436	494	7	0	0	
Dahlstrand, Jacob	3	0	1.96	4	4	0	0	0	23.0	14	6	5	0	0	6	0	14	0	3	3	0.87	.171	82	88	0	0	0	
Grover, Taylor	2	2	3.62	34	1	0	0	4	5	74.2	54	36	30	6	5	35	0	61	0	6	5	1.19	.205	264	312	4	20	5
Gunkel, Joe	1	1	2.05	8	2	0	2	2	22.0	16	6	5	2	0	4	0	22	0	2	1	0.91	.203	79	84	1	4	2	
Gunn, Michael	0	0	0.00	1	0	0	0	0	1.0	1	1	0	0	0	2	0	0	0	0	0	3.00	.250	4	6	0	1	0	
Jerez, Williams	1	0	0.73	5	0	0	0	0	12.1	11	2	1	0	1	4	0	12	0	0	2	1.22	.234	47	52	0	2	0	
Kaminska, Kyle	1	2	3.12	12	1	0	0	3	34.2	39	12	12	2	0	3	0	24	0	1	4	1.21	.293	133	137	1	7	1	
Kraus, Kyle	2	2	1.34	14	1	0	0	2	3	47.0	38	14	7	1	3	11	0	33	0	4	7	1.04	.218	174	190	2	10	0
Maddox, Austin	1	4	3.71	20	0	0	0	10	13	26.2	24	13	11	2	5	0	22	0	4	1	1.09	.238	101	112	3	20	0	
Marban, Jorge	2	1	1.69	8	0	0	0	1	2	16.0	14	7	3	1	1	7	0	13	0	3	0	1.31	.226	62	70	0	5	0
McAvoy, Kevin	11	9	3.89	26	26	0	0	0	141.0	136	72	61	5	8	71	0	82	3	6	25	1.47	.261	522	622	609	4	0	0
McEachern, Kuehl	0	0	5.87	4	0	0	0	0	7.2	12	5	5	1	1	2	0	6	0	1	0	1.83	.364	33	37	1	2	0	
McGrath, Daniel	4	6	3.84	17	17	0	0	0	84.1	72	43	36	6	2	37	0	71	0	6	5	1.29	.227	317	359	2	0	0	
Shepherd, Chandler	0	2	3.61	28	0	0	0	6	52.1	48	23	21	3	1	7	0	46	0	5	2	1.05	.241	199	212	4	23	2	
Show, Brandon	1	1	2.83	12	0	0	0	2	2	35.0	33	14	11	1	1	7	0	13	0	3	5	1.14	.252	131	141	1	5	1
Stankiewicz, Teddy	5	11	4.01	25	25	1	1	0	141.1	149	74	63	11	8	32	0	77	1	6	15	1.28	.280	533	585	8	0	0	
Taveras, German	4	4	5.04	30	0	0	0	2	5	60.2	53	41	34	3	35	3	48	3	6	2	1.45	.237	224	272	5	13	4	
Wilkinson, Aaron	7	2	2.96	17	12	0	0	0	0	79.0	62	28	26	0	2	0	85	0	0	5	1.05	.218	284	310	1	1	0	
Ysla, Luis	0	0	0.00	2	0	0	0	0	5.0	0	0	0	0	0	2	0	6	0	0	0	0.40	.000	15	17	0	0	2	
<b>Team Total</b>	<b>66</b>	<b>73</b>	<b>3.69</b>	<b>139</b>	<b>139</b>	<b>1</b>	<b>12</b>	<b>38</b>	<b>4811</b>	<b>192.1</b>	<b>1116</b>	<b>580</b>	<b>489</b>	<b>73</b>	<b>48</b>	<b>419</b>	<b>3</b>	<b>847</b>	<b>9</b>	<b>82</b>	<b>113</b>	<b>1.29</b>	<b>.250</b>	<b>4462</b>	<b>5016</b>	<b>52</b>	<b>138</b>	<b>21</b>

# MISCELLANEOUS RECORDS

	TOTAL	HOME	ROAD
Overall Record	66-73	31-38	35-35
First Half	38-32	20-17	18-15
Second Half	28-41	11-21	17-20
Vs. North Division	41-35	19-24	22-11
Vs. South Division	25-38	12-14	13-24
Day Games	11-9	6-5	5-4
Night Games	55-64	25-33	30-31
Day Games After Night	8-9	5-5	3-4
Red Sox Score 1st	46-27	21-15	25-12
Opponent Scores 1st	20-46	10-24	10-22
Games Won in Last AB	9-10	3-5	6-5
Vs. RH Starters	42-58	18-31	24-27
Vs. LH Starters	24-15	13-7	11-8
Red Sox Starter 6+ IP	35-24	16-16	19-8
Red Sox Starter 7+ IP	12-4	6-3	6-1
Red Sox Starter 8+ IP	1-0	1-0	
When Hitting a HR	25-21	7-9	18-12
When Not Hitting a HR	41-52	24-29	17-23
Outhit Opponents	53-19	26-9	27-10
Equal # of Hits	2-5	1-2	1-3
Outhit by Opponent	11-49	4-27	7-22
Commit 0 Errors	32-26	13-12	19-14
Commit 1-2 Errors	34-39	18-20	16-19
Commit 3+ Errors	0-8	0-6	0-2
Leading After 7th	57-7	28-5	29-2
Tied After 7th	6-6	3-4	3-2
Trailing After 7th	3-60	0-29	3-31
Leading After 8th	50-3	28-3	22-0
Tied After 8th	5-3	2-2	3-1
Trailing After 8th	1-63	0-32	1-31

	TOTAL	HOME	ROAD
Extra-Inning Games	4-2	0-1	4-1
Doubleheaders	9-3	1-1	8-2
Series Record	17-20-6	7-11-2	10-9-3
Series Openers	21-21	10-10	11-11
Series Finales	17-25	9-12	8-12
Rubber Games	4-5	2-5	2-0
One-Run Games	18-14	8-6	10-8
Two-Run Games	15-16	8-7	7-9
5+ Run Games	17-19	9-10	8-9
Shutout Record	12-10	6-4	6-5
April Record	9-10	4-5	5-5
May Record	17-14	11-8	6-6
June Record	14-12	7-8	7-4
July Record	12-18	4-7	8-11
August Record	8-18	5-10	3-8
September Record	6-1		6-1
Monday Record	4-8	3-5	1-4
Tuesday Record	7-13	2-7	5-6
Wednesday Record	9-11	3-7	6-4
Thursday Record	14-9	7-5	7-4
Friday Record	12-9	7-4	5-5
Saturday Record	10-12	5-6	5-5
Sunday Record	10-11	4-5	6-7
White Jerseys	7-17	7-17	
Grey Jerseys	20-10		20-10
Blue Jerseys	21-27	6-4	15-23
Red Jerseys	8-12	8-10	0-2
Specialty Jerseys	10-7	10-7	

# RED SOX VS CAROLINA LEAGUE

	TOTAL	HOME	ROAD	1st HALF	2ND HALF
<b>NORTH</b>	<b>41-35</b>	<b>19-24</b>	<b>22-11</b>	<b>16-11</b>	<b>25-24</b>
 Frederick	8-8	4-5	4-3	3-3	5-5
 Lynchburg	11-15	2-11	9-4	2-5	8-10
 Potomac	13-9	8-7	5-2	6-2	7-7
 Wilmington	9-3	5-1	4-2	5-1	4-2
<b>SOUTH</b>	<b>25-38</b>	<b>12-14</b>	<b>13-24</b>	<b>22-21</b>	<b>3-17</b>
 Carolina	9-13	5-6	4-7	8-8	1-5
 Myrtle Beach	5-13	2-4	3-9	3-6	2-7
 Winston-Salem	11-12	5-4	6-8	11-7	0-5
<b>TOTAL</b>	<b>66-73</b>	<b>31-38</b>	<b>35-35</b>	<b>38-32</b>	<b>28-41</b>

# 2015 HIGHS AND LOWS CHART

## Red Sox

6 (5x, Mauricio Dubon, 8/5 vs FRE)  
 4 (Mauricio Dubon, 8/28 vs POT)  
 4 (6x, Wendell Rijo and Cole Sturgeon, 8/5 vs FRE)  
 2 (14x, Mauricio Dubon and Mario Martinez, 9/2 @ LYN)  
 1 (29x, Yoilan Cerse, 9/4 @ POT)  
 2 (Franklin Guzman, 9/1 @ LYN)  
 5 (2x, Cole Sturgeon, 8/19 @ CAR)  
 3 (Forrest Allday, 7/24 @ WIL)  
 4 (3x, Jordan Procysen, 7/1 @ MB)  
 3 (Cole Sturgeon, 4/30 vs FRE)  
 14 (Mario Martinez, 7/3-19)  
 19 (Jake Romanski, 5/22-Present)

8.0 (Teddy Stankiewicz, 5/25 vs WS)  
 12 (Teddy Stankiewicz, 6/5 vs POT)  
 10 (Taylor Grover, 5/17 @ WS)  
 10 (Taylor Grover, 5/17 @ WS)  
 3 (Taylor Grover, 5/17 @ WS)  
 7 (Kevin McAvoy, 4/20 vs MB)  
 2 (2x, Teddy Stankiewicz, 8/5 vs FRE)  
 9 (5x, Aaron Wilkerson, 7/5 @ LYN)  
 4 (Daniel McGrath, 8/7 @ WS)  
 17.2 (Brandon Show, 7/7-8/9)

13 (2x, 6/4 vs POT)  
 18 (8/5 vs FRE)  
 0 (10x, 8/20 @ CAR)  
 2 (8/11 vs MB)  
 7 (5th, 6/4 vs POT)  
 7 (4/16 vs CAR)  
 2 (2x, 5/4 vs POT)  
 2 (8x, 9/1 @ LYN)  
 12 (6/4 vs POT)  
 10 (6/26 vs FRE)  
 3 (8/6 vs FRE)  
 17 (9/1 @ LYN)  
 8 (4/30 vs FRE)  
 15 (8/5 vs FRE)

11.0 (2x, 5/15 @ WS)  
 15 (7/4 @ LYN)  
 20 (7/4 @ LYN)  
 0 (12x, 9/6 @ POT)  
 0 (4/9 @ CAR)  
 6 (4x, 5th, 8/9 @ WS)  
 4 (2x, 6/28 vs LYN)  
 10 (5/7 @ MB)  
 3 (2x, 7/21 @ MB)  
 12 (2x, 7/5 @ LYN)  
 4 (2x, 8/7 @ WS)

Longest Game (Innings): 11 (2x, 5/15 @ WS)  
 Largest Margin of Victory: 12 (2x, 6/9-1 vs LYN)  
 Walk-off Wins - Salem: 2 (5/23 vs WS, 6/13 vs WIL)  
 Largest Home Crowd: 7,059 (7/17 vs LYN)  
 Smallest Home Crowd: 1,003 (4/20 vs MB)

## Individual Hitting

Most AB  
 Most Runs  
 Most Hits  
 Most Doubles  
 Most Triples  
 Most Home Runs  
 Most RBI  
 Most Walks  
 Most Strikeouts  
 Most Stolen Bases  
 Longest Hitting Streak  
 Longest On-Base Streak

## Individual Pitching

Most Innings Pitched  
 Most Hits Allowed  
 Most Runs Allowed  
 Most Earned Runs Allowed  
 Most Home Runs Allowed  
 Most Walks  
 Most HBP's  
 Most Strikeouts  
 Most Wild Pitches  
 Longest Scoreless Streak

## Team Hitting

Most Runs / Game  
 Most Hits / Game  
 Fewest Runs / Game  
 Fewest Hits / Game  
 Most Runs / Inning  
 Most Doubles  
 Most Triples  
 Most Home Runs  
 Most RBI  
 Most Walks  
 Most HBP's  
 Most Strikeouts  
 Most Stolen Bases  
 Most Runners LOB

## Team Pitching

Most Innings Pitched  
 Most Runs Allowed  
 Most Hits Allowed  
 Fewest Runs Allowed  
 Fewest Hits Allowed  
 Most Runs / Inning  
 Most Home Runs Allowed  
 Most Walks  
 Most HBP's  
 Most Strikeouts  
 Most Wild Pitches

## Miscellaneous

## Opponents

15 (7/4 @ LYN)  
 20 (7/4 @ LYN)  
 0 (12x, 9/6 @ POT)  
 0 (4/9 @ CAR)  
 6 (4x, 5th, 8/9 @ WS)  
 8 (6/11 vs LYN)  
 2 (6/21 @ WS)  
 4 (2x, 6/28 vs LYN)  
 14 (7/4 @ LYN)  
 10 (5/7 @ MB)  
 3 (7/21 @ MB)  
 12 (2x, 7/5 @ LYN)

11 (2x, 5/15 @ WS)  
 13 (2x, 6/4 vs POT)  
 18 (8/5 vs FRE)  
 0 (10x, 8/20 @ CAR)  
 2 (8/11 vs MB)  
 7 (5th, 6/4 vs POT)  
 2 (8x, 9/1 vs POT)  
 10 (6/26 vs FRE)  
 3 (8/6 vs FRE)  
 17 (9/1 @ LYN)

Longest Game (Duration): 3:23 (7/11 @ FRE)  
 Largest Margin of Defeat: 15 (7/4 @ LYN)  
 Walk-off Wins - Opponents: 1 (5/8 @ MB)  
 Largest Road Crowd: 8,473 (7/11 @ FRE)  
 Smallest Road Crowd: 1,180 (7/28 @ LYN)



# 2015 in Review | First Half Day-by-Day

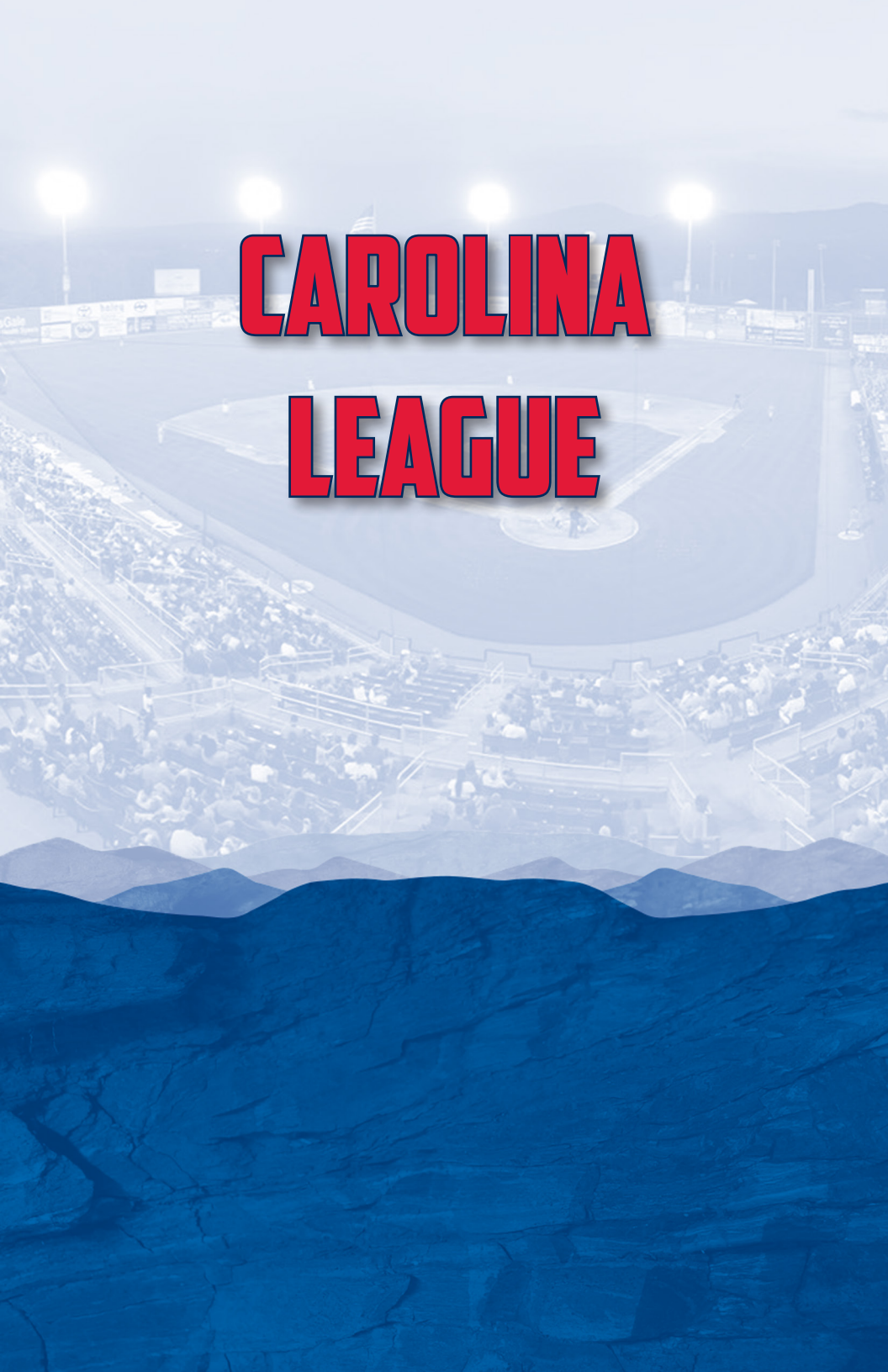
DATE	OPPONENT	W/L	SCORE	WINNER	LOSER	SAVE	REC	PLACE	GA/GB	TIME	ATT
Apr 9	@ Carolina	W	2-0 (7)	<b>Dahlstrand (1-0)</b>	Gil (0-1)	<b>Gunkel (1)</b>	1-0	t-1st	+1.0	1:46	2,720
Apr 10	@ Carolina	L	6-4	Sims (1-0)	<b>Ball (0-1)</b>	Jones (1)	1-1	t-1st	--	2:25	2,506
Apr 11	@ Carolina	L	3-1	Thurman (1-0)	<b>Stankiewicz (0-1)</b>	Waszak (1)	1-2	t-3rd	-1.0	2:06	4,876
Apr 12	@ Carolina	L	4-2	Janas (1-0)	<b>McAvoy (0-1)</b>	Jones (2)	1-3	t-3rd	-2.0	2:36	3,568
Apr 14-1	@ Myrtle Beach	L	5-3 (7)	Tseng (1-0)	<b>McGrath (0-1)</b>	Scott (1)	1-4	4th	-3.0	2:00	---
Apr 14-2	@ Myrtle Beach	W	3-1 (7)	<b>Grover (1-0)</b>	Concepcion (0-1)	---	2-4	4th	-2.5	2:14	2,468
Apr 16	Carolina	W	13-3	<b>Dahlstrand (2-0)</b>	Sims (1-1)	<b>Adams (1)</b>	3-4	t-3rd	-1.0	2:41	3,820
Apr 17	Carolina	W	6-2	<b>Ball (1-1)</b>	Thurman (1-1)	<b>Maddox (1)</b>	4-4	t-2nd	-0.5	2:40	2,855
Apr 18	Carolina	L	3-1	Janas (2-0)	<b>Stankiewicz (0-2)</b>	Peterson (1)	4-5	3rd	-2.0	2:23	4,001
Apr 20	Myrtle Beach	L	7-4 (11)	Scott (1-0)	<b>Maddox (0-1)</b>	Brazis (2)	4-6	3rd	-3.0	3:06	1,003
Apr 21	Myrtle Beach	L	7-4	Pugliese (1-0)	<b>Marban (0-1)</b>	Rakkar (1)	4-7	3rd	-4.0	3:22	1,899
Apr 22	Myrtle Beach	W	4-1	<b>Dahlstrand (3-0)</b>	Martinez (0-1)	<b>Kraus (1)</b>	5-7	3rd	-3.0	2:30	1,926
Apr 23	@ Carolina	W	6-4	<b>Gunkel (1-0)</b>	Thurman (1-2)	---	6-7	t-2nd	-3.0	2:26	1,759
Apr 24	@ Carolina	L	4-1	Walters (1-0)	<b>Stankiewicz (0-3)</b>	Jones (3)	6-8	3rd	-3.0	2:40	3,630
Apr 26-1	@ Carolina	W	2-1 (7)	<b>McAvoy (1-1)</b>	Brosius (1-1)	<b>Maddox (2)</b>	7-8	t-2nd	-2.0	2:00	---
Apr 26-2	@ Carolina	W	4-1 (7)	<b>McGrath (1-1)</b>	Gil (0-4)	<b>Kraus (2)</b>	8-8	2nd	-1.0	2:09	1,901
Apr 27	OFF										
Apr 28	Frederick	W	4-3	<b>Marban (1-1)</b>	Gonzalez (1-2)	<b>Gunkel (2)</b>	9-8	t-1st	+0.5	2:30	1,420
Apr 29	Frederick	L	7-1	Miller (1-0)	<b>Ball (1-2)</b>	---	9-9	3rd	-1.0	2:34	1,729
Apr 30	Frederick	L	9-8	Wheeler (1-0)	<b>Maddox (0-2)</b>	---	9-10	3rd	-1.0	3:03	2,676
May 1	Potomac	W	4-1	<b>McAvoy (2-1)</b>	Spann (0-4)	<b>Adams (2)</b>	10-10	2nd	-1.0	2:28	2,367
May 2	Potomac	W	4-2	<b>Marban (2-1)</b>	Thomas (0-2)	<b>Maddox (3)</b>	11-10	2nd	-1.0	2:12	5,622
May 3	Potomac	W	10-6	<b>Buttrey (1-0)</b>	Simms (0-2)	<b>Taveras (1)</b>	12-10	2nd	-1.0	2:32	2,705
May 4	Potomac	W	4-2	<b>Ball (2-2)</b>	Suero (3-2)	<b>Maddox (4)</b>	13-10	2nd	-1.0	2:19	1,565
May 5	@ Myrtle Beach	L	5-2	Martinez (1-1)	<b>Stankiewicz (0-4)</b>	Pugliese (2)	13-11	3rd	-2.0	2:30	2,463
May 6-1	@ Myrtle Beach	W	5-4 (7)	<b>Adams (1-0)</b>	Torrez (2-2)	---	14-11	3rd	-1.0	2:05	---
May 6-2	@ Myrtle Beach	L	4-2 (7)	Cates (1-0)	<b>Gunkel (1-1)</b>	Rakkar (4)	14-12	3rd	-2.0	2:08	2,025
May 7	@ Myrtle Beach	L	2-1 (10)	Heesch (2-0)	<b>Maddox (0-3)</b>	---	14-13	3rd	-3.0	2:27	2,122
May 8	Carolina	W	1-0	<b>Buttrey (2-0)</b>	Gil (0-5)	<b>Marban (1)</b>	15-13	3rd	-2.0	1:53	3,682
May 9-1	Carolina	L	6-1 (7)	Sims (2-3)	<b>Ball (2-3)</b>	---	15-14	3rd	-3.0	1:44	---
May 9-2	Carolina	W	4-2 (7)	<b>Wilkinson (1-0)</b>	Waszak (1-1)	<b>Maddox (5)</b>	16-14	3rd	-2.0	1:48	5,144
May 10	Carolina	L	5-2	Thurman (4-2)	<b>Adams (1-1)</b>	Peterson (3)	16-15	3rd	-3.0	2:40	2,298
May 11	Carolina	L	3-1	Cabrera (2-0)	<b>McAvoy (2-2)</b>	Otero (3)	16-16	3rd	-4.0	2:36	1,277
May 12	Winston-Salem	L	7-5	Tago (1-0)	<b>Maddox (0-4)</b>	---	16-17	3rd	-4.5	2:21	1,367
May 13	Winston-Salem	W	8-2	<b>Buttrey (3-0)</b>	Wheeler (1-2)	---	17-17	3rd	-4.0	2:44	1,456
May 14	Winston-Salem	W	1-0	<b>Wilkinson (2-0)</b>	Fry (1-5)	<b>Adams (3)</b>	18-17	3rd	-3.5	2:17	2,975
May 15	@ Winston-Salem	W	6-3 (11)	<b>Taveras (1-0)</b>	Brito (1-2)	<b>Maddox (6)</b>	19-17	3rd	-3.5	3:17	5,980
May 16	@ Winston-Salem	W	4-0	<b>McAvoy (3-0)</b>	Cose (0-1)	---	20-17	3rd	-3.5	2:26	5,330
May 17	@ Winston-Salem	L	12-1	Heidenreich (6-0)	<b>Grover (1-1)</b>	---	20-18	3rd	-4.5	2:19	4,017
May 18	OFF										
May 19	Lynchburg	L	6-1	Peoples (3-3)	<b>Ball (2-4)</b>	---	20-19	3rd	-4.5	2:44	1,599
May 20	Lynchburg	L	7-2	Plutko (4-2)	<b>Stankiewicz (0-5)</b>	---	20-20	3rd	-5.5	2:21	1,990
May 21	Lynchburg	L	10-4	Lugo (2-2)	<b>McAvoy (3-3)</b>	---	20-21	3rd	-5.5	2:44	2,714
May 22	Winston-Salem	L	4-0	Cose (1-1)	<b>Adams (1-2)</b>	---	20-22	3rd	-6.5	2:30	5,311
May 23	Winston-Salem	W	4-3	<b>Maddox (1-4)</b>	Brito (1-3)	---	21-22	t-2nd	-6.5	2:33	<b>6,401</b>
May 24	Winston-Salem	W	2-0	<b>Ball (3-4)</b>	Dykstra (3-2)	<b>Shepherd (1)</b>	22-22	2nd	-5.5	2:22	2,996
May 25	Winston-Salem	W	4-0	<b>Stankiewicz (1-5)</b>	Fry (1-7)	---	23-22	2nd	-5.5	2:13	2,256
May 26	OFF										
May 27	@ Frederick	W	5-4	<b>Bautista (1-0)</b>	Horacek (3-5)	<b>Maddox (7)</b>	24-22	2nd	-5.0	2:52	2,873
May 28	@ Frederick	W	7-2	<b>Buttrey (4-0)</b>	Lee (0-1)	<b>Adams (4)</b>	25-22	2nd	-5.5	2:19	5,102
May 29	@ Frederick	L	5-4	Keller (3-3)	<b>Ball (3-5)</b>	Wheeler (7)	25-23	2nd	-5.5	3:03	6,468
May 30	@ Winston-Salem	L	3-1	Davis (1-0)	<b>Shepherd (0-1)</b>	---	25-24	2nd	-6.5	2:17	4,899
May 31	@ Winston-Salem	W	6-5	<b>McAvoy (4-3)</b>	Fry (1-8)	<b>Maddox (8)</b>	26-24	2nd	-6.5	2:54	3,077
Jun 1	@ Winston-Salem	L	9-8	Brito (2-3)	<b>Adams (1-3)</b>	---	26-25	2nd	-7.0	3:00	2,223
Jun 2	@ Winston-Salem	L	8-2	Almonte (1-0)	<b>Buttrey (4-1)</b>	---	26-26	2nd	-6.5	2:17	4,502
Jun 3	OFF										
Jun 4	Potomac	W	13-1	<b>Ball (4-5)</b>	Valdez (0-1)	---	27-26	2nd	-5.5	2:31	2,052
Jun 5	Potomac	L	10-6	Lopez (3-2)	<b>Stankiewicz (1-6)</b>	---	27-27	2nd	-6.0	2:57	3,395
Jun 6	Potomac	L	4-3	Pivetta (4-4)	<b>McAvoy (4-4)</b>	---	27-28	t-2nd	-5.5	3:01	4,609
Jun 7	Potomac	W	6-5	<b>Bautista (2-0)</b>	Giolito (1-4)	<b>Grover (1)</b>	28-28	2nd	-5.5	2:23	3,293
Jun 9-1	@ Lynchburg	W	12-0 (7)	<b>Ball (5-5)</b>	Lugo (3-4)	---	29-28	2nd	-5.5	2:33	---
Jun 9-2	@ Lynchburg	W	3-2 (8)	<b>Taveras (2-0)</b>	Heller (0-1)	---	30-28	2nd	-4.5	2:21	2,170
Jun 10	Lynchburg	L	6-2	Brown (2-6)	<b>Stankiewicz (1-7)</b>	Aviles (2)	30-29	2nd	-5.5	2:47	1,801
Jun 11	Lynchburg	L	10-4	Kime (2-2)	<b>McAvoy (4-5)</b>	Romero (1)	30-30	2nd	-5.5	3:10	2,876
Jun 12	Wilmington	W	4-2	<b>Bautista (3-0)</b>	Reed (5-4)	<b>Grover (2)</b>	31-30	2nd	-4.5	2:18	<b>6,396</b>
Jun 13	Wilmington	W	1-0	<b>Taveras (3-0)</b>	McCarthy (2-1)	---	32-30	2nd	-3.5	2:06	6,002
Jun 14	Wilmington	W	7-0	<b>Jerez (1-0)</b>	Caramo (3-5)	<b>Maddox (9)</b>	33-30	2nd	-3.5	2:41	5,149
Jun 15	@ Wilmington	L	4-1	Skoglund (6-2)	<b>Stankiewicz (1-8)</b>	Rico (2)	33-31	2nd	-3.5	2:18	4,087
Jun 16	@ Wilmington	W	4-3	<b>Grover (2-1)</b>	Alvarez (1-2)	---	34-31	2nd	-3.5	2:43	3,886
Jun 17	@ Wilmington	W	7-0	<b>Wilkinson (3-0)</b>	Reed (5-5)	---	35-31	2nd	-3.5	2:52	4,388
Jun 18	@ Winston-Salem	W	8-2	<b>Buttrey (5-0)</b>	Guerrero (0-1)	---	36-31	2nd	-3.0	2:34	3,910
Jun 19	@ Winston-Salem	W	4-3	<b>Ball (6-5)</b>	Leyer (2-6)	<b>Taveras (2)</b>	37-31	2nd	-3.0	3:00	5,471
Jun 20	@ Winston-Salem	W	8-2 (7)	<b>Stankiewicz (2-8)</b>	Brennan (0-1)	---	38-31	2nd	-2.5	2:26	4,369
Jun 21	@ Winston-Salem	L	6-5	Clark (3-2)	<b>McAvoy (4-6)</b>	Ynoa (3)	38-32	2nd	-3.5	2:43	3,268

DATE	OPPONENT	W/L	SCORE	WINNER	LOSER	SAVE	REC	PLACE	GA/GB	TIME	ATT
Jun 25	Frederick	W	6-3	<b>Wilkinson (4-0)</b>	O'Brien (0-2)	<b>Maddox (10)</b>	1-0	t-1st	--	2:41	3,692
Jun 26	Frederick	W	11-1	<b>Buttrey (6-1)</b>	Lee (2-3)	---	2-0	t-1st	--	2:42	4,736
Jun 27	Frederick	L	3-1	Hess (3-4)	<b>Ball (6-6)</b>	Wheeler (10)	2-1	3rd	-1.0	2:38	3,072
Jun 28	Lynchburg	L	10-6	Weathers (2-1)	<b>Taveras (3-1)</b>	Heller (8)	2-2	3rd	-1.5	2:55	3,746
Jun 29	Lynchburg	L	3-1	Brown (5-3)	<b>Shepherd (0-2)</b>	Heller (9)	2-3	3rd	-2.5	2:26	2,053
Jun 30	Lynchburg	L	11-4	Lugo (5-6)	<b>Wilkinson (4-1)</b>	---	2-4	3rd	-2.5	3:12	2,505
Jul 1	@ Myrtle Beach	L	8-7	Garner (1-0)	<b>Buttrey (6-2)</b>	Rakkar (10)	2-5	t-3rd	-2.5	3:03	4,477
Jul 2	@ Myrtle Beach	L	5-1	Pugliese (4-1)	<b>Grover (2-2)</b>	---	2-6	4th	-3.0	2:24	6,599
Jul 3	@ Myrtle Beach	W	3-0 (7)	<b>Stankiewicz (3-8)</b>	Farris (0-2)	---	3-6	t-3rd	-2.5	2:14	5,019
Jul 4	@ Lynchburg	L	15-0	Brown (6-3)	<b>McAvoy (4-7)</b>	---	3-7	4th	-3.5	2:52	5,485
Jul 5	@ Lynchburg	W	5-3	<b>Wilkinson (5-1)</b>	Lugo (5-7)	<b>Kaminska (1)</b>	4-7	4th	-2.5	2:47	1,288
Jul 7	Carolina	W	7-2	<b>Buttrey (7-2)</b>	Waszak (5-6)	---	5-7	3rd	-2.0	2:33	1,636
Jul 8	Carolina	L	4-3	Webster (4-5)	<b>Ball (6-7)</b>	Jackson (1)	5-8	3rd	-3.0	2:40	1,724
Jul 9	Carolina	L	9-4	Povse (1-2)	<b>Stankiewicz (3-9)</b>	---	5-9	3rd	-4.0	2:44	2,733
Jul 10	@ Frederick	W	5-2	<b>McAvoy (5-7)</b>	Horacek (5-9)	<b>Kaminska (2)</b>	6-9	3rd	-3.0	2:09	8,064
Jul 11	@ Frederick	W	3-2 (10)	<b>Wilkinson (6-1)</b>	Wheeler (3-1)	---	7-9	3rd	-3.0	3:23	8,473
Jul 12	@ Frederick	L	6-2	Hess (4-4)	<b>Buttrey (7-3)</b>	Taylor (2)	7-10	3rd	-3.0	2:34	4,522
Jul 13	@ Frederick	L	3-1	Noonrick (4-2)	<b>Ball (6-8)</b>	Wheeler (14)	7-11	4th	-3.5	2:29	3,145
Jul 14	OFF										
Jul 15-1	@ Lynchburg	W	4-3 (9)	<b>Taveras (4-1)</b>	Brantley (1-5)	<b>Adams (5)</b>	8-11	t-3rd	-3.0	2:40	---
Jul 15-2	@ Lynchburg	W	4-1 (7)	<b>Kaminska (1-0)</b>	Romero (1-1)	---	9-11	t-2nd	-3.0	1:54	2,616
Jul 16	@ Lynchburg	W	5-3	<b>Wilkinson (7-1)</b>	Feyereisen (0-1)	<b>Shepherd (2)</b>	10-11	t-2nd	-2.0	2:37	2,764
Jul 17	Lynchburg	L	4-1	Brown (7-3)	<b>McGrath (1-2)</b>	Heller (11)	10-12	4th	-2.0	2:47	<b>7,059</b>
Jul 18	Lynchburg	W	6-4	<b>Ball (7-8)</b>	Lugo (5-9)	---	11-12	t-3rd	-2.0	3:09	5,002
Jul 19	@ Myrtle Beach	L	4-0	Heesch (7-0)	<b>Wilkinson (7-2)</b>	---	11-13	t-3rd	-3.5	2:56	5,393
Jul 20	@ Myrtle Beach	L	4-1	Markey (2-0)	<b>Kaminska (1-1)</b>	Berg (1)	11-14	4th	-4.5	2:20	5,037
Jul 21	@ Myrtle Beach	L	12-0	Tseng (4-6)	<b>McAvoy (5-8)</b>	---	11-15	4th	-4.5	2:48	4,811
Jul 22	Wilmington	L	6-5	Goudeau (5-2)	<b>McGrath (1-3)</b>	Cordero (7)	11-16	4th	-4.5	2:50	2,182
Jul 23	Wilmington	W	3-1	<b>Kraus (1-0)</b>	Beal (0-1)	---	12-16	4th	-4.5	2:50	2,995
Jul 24	Wilmington	W	9-4	<b>Ball (8-8)</b>	Loworn (2-2)	<b>Shepherd (3)</b>	13-16	4th	-4.5	2:47	5,631
Jul 25	Potomac	L	3-2	Self (3-3)	<b>Taveras (4-2)</b>	Rodriguez (4)	13-17	4th	-4.5	2:36	4,598
Jul 26	Potomac	L	3-0	Dickson (1-0)	<b>McAvoy (5-9)</b>	Dupra (4)	13-18	4th	-5.5	2:30	5,542
Jul 27	Potomac	L	7-1	Mapes (2-2)	<b>McGrath (1-4)</b>	---	13-19	4th	-6.5	2:24	1,874
Jul 28	@ Lynchburg	L	4-0	Brantley (3-5)	<b>Buttrey (7-4)</b>	---	13-20	4th	-7.0	2:26	1,180
Jul 29	@ Lynchburg	L	8-2 (7)	Brown (7-9)	<b>Stankiewicz (3-10)</b>	---	13-21	4th	-8.5	2:17	2,350
Jul 30	@ Lynchburg	L	6-5	Garner (1-1)	<b>Kaminska (1-2)</b>	Heller (12)	13-22	4th	-9.5	3:02	2,798
Jul 31	@ Potomac	W	5-1	<b>McAvoy (6-9)</b>	Lopez (5-7)	---	14-22	4th	-9.5	2:45	1,891
Aug 1	@ Potomac	W	11-3	<b>Show (1-0)</b>	Dickson (1-1)	---	15-22	4th	-8.5	3:09	6,376
Aug 2	@ Potomac	L	5-0	Williams (2-3)	<b>Buttrey (7-5)</b>	---	15-23	4th	-8.5	2:13	3,027
Aug 3	OFF										
Aug 4	Frederick	L	8-4	O'Brien (1-3)	<b>Ball (8-9)</b>	---	15-24	4th	-9.5	2:52	2,311
Aug 5	Frederick	L	9-7	Yacabis (3-3)	<b>Kraus (1-1)</b>	Cortright (1)	15-25	4th	-9.5	3:01	2,971
Aug 6	Frederick	W	3-2	<b>McAvoy (7-9)</b>	Horacek (6-13)	<b>Adams (6)</b>	16-25	4th	-9.5	2:39	2,541
Aug 7	@ Winston-Salem	L	5-3	Heidenreich (12-2)	<b>Taveras (4-3)</b>	Cose (1)	16-26	4th	-10.5	2:24	4,990
Aug 8	@ Winston-Salem	L	1-0	Guerrero (4-3)	<b>Buttrey (7-6)</b>	Olacio (1)	16-27	4th	-11.5	2:11	5,433
Aug 9	@ Winston-Salem	L	10-3	Dykstra (5-0)	<b>Ball (8-10)</b>	---	16-28	4th	-12.5	3:10	3,687
Aug 10	OFF										
Aug 11	Myrtle Beach	L	3-0	Garner (2-1)	<b>Kraus (1-2)</b>	Rakkar (14)	16-29	4th	-13.0	2:36	2,026
Aug 12	Myrtle Beach	W	5-4	<b>McAvoy (8-9)</b>	Tseng (5-7)	<b>Shepherd (4)</b>	17-29	4th	-12.0	2:31	2,065
Aug 13	Myrtle Beach	L	9-3	Torres (9-6)	<b>McGrath (1-5)</b>	---	17-30	4th	-12.0	2:42	3,679
Aug 14	Winston-Salem	L	2-1	Guerrero (5-3)	<b>Buttrey (7-7)</b>	Goldberg (7)	17-31	4th	-13.0	2:11	<b>6,365</b>
Aug 15	Winston-Salem	L	7-3	Cose (7-3)	<b>Ball (8-11)</b>	---	17-32	4th	-14.0	2:46	5,481
Aug 17	OFF										
Aug 18	@ Carolina	L	3-2	Barker (8-3)	<b>McGrath (1-6)</b>	Jackson (3)	17-33	4th	-14.5	2:27	2,964
Aug 19	@ Carolina	L	13-6	Gil (2-9)	<b>Buttrey (7-8)</b>	---	17-34	4th	-14.5	3:10	2,592
Aug 20	@ Carolina	L	8-0	Bywater (1-1)	<b>Ball (8-12)</b>	---	17-35	4th	-15.0	2:23	3,458
Aug 21	@ Wilmington	L	7-5	Rico (7-8)	<b>Stankiewicz (3-11)</b>	Cordero (9)	17-36	4th	-16.0	2:48	5,301
Aug 22	@ Wilmington	W	4-3	<b>McAvoy (9-9)</b>	Loworn (3-4)	<b>Shepherd (5)</b>	18-36	4th	-16.0	2:53	4,952
Aug 23	@ Wilmington	W	5-1	<b>McGrath (2-6)</b>	Junis (4-11)	<b>Show (1)</b>	19-36	4th	-16.0	2:42	5,824
Aug 24	Lynchburg	W	4-2	<b>Buttrey (8-8)</b>	Aquino (0-2)	<b>Grover (3)</b>	20-36	4th	-16.0	2:30	1,878
Aug 25	Lynchburg	L	4-2	Lugo (8-10)	<b>Ball (8-13)</b>	Sides (6)	20-37	4th	-16.0	2:40	2,181
Aug 26	Lynchburg	L	8-4	Brantley (5-5)	<b>Taveras (4-4)</b>	---	20-38	4th	-16.5	2:48	2,474
Aug 27	Potomac	W	5-2	<b>McAvoy (10-9)</b>	Johansen (1-7)	<b>Kaminska (3)</b>	21-38	4th	-16.5	2:17	3,491
Aug 28	Potomac	W	8-1	<b>McGrath (3-6)</b>	Spann (2-7)	---	22-38	4th	-16.5	2:49	<b>6,324</b>
Aug 29	Potomac	L	5-1	Howell (1-1)	<b>Buttrey (8-9)</b>	---	22-39	4th	-17.5	2:28	<b>6,548</b>
Aug 30	Potomac	L	4-1	Mapes (5-3)	<b>Show (1-1)</b>	---	22-40	4th	-17.5	2:21	<b>6,378</b>
Aug 31	OFF										
Sep 1	@ Lynchburg	W	6-5	<b>Stankiewicz (4-11)</b>	Brown (9-12)	<b>Shepherd (6)</b>	23-40	4th	-17.5	3:04	1,518
Sep 2	@ Lynchburg	W	7-2	<b>McAvoy (11-9)</b>	Kime (3-8)	---	24-40	4th	-17.5	2:46	1,838
Sep 3	@ Lynchburg	W	7-2	<b>McGrath (4-6)</b>	Peoples (11-4)	---	25-40	4th	-17.5	2:45	1,900
Sep 4	@ Potomac	W	6-3	<b>Ball (9-13)</b>	Howell (1-2)	<b>Show (2)</b>	26-40	4th	-17.5	3:04	1,748
Sep 5	@ Potomac	L	6-2	Mapes (6-3)	<b>Buttrey (8-10)</b>	---	26-41	4th	-17.5	2:50	5,912
Sep 6	@ Potomac	W	8-0	<b>Stankiewicz (4-11)</b>	Dickson (3-3)	---	27-41	4th	-17.5	2:54	5,611
Sep 7	@ Potomac	W	4-2	<b>Kraus (2-2)</b>	Williams (4-6)	<b>Grover (4)</b>	28-41	4th	-17.5	2:19	3,996

## 2015 TRANSACTIONS (90)

- April 9: Placed C **Carlos Coste** (26) and OF **Franklin Guzman** (25) on the disabled list.
- April 13: Transferred RHP **Kyle Kraus** to Double-A Portland (24).
- April 14: Received RHP **Kyle Kraus** from Double-A Portland (25).
- April 19: Transferred INF **Oscar Tejeda** to Double-A Portland (24).  
Received INF **Hector Lorenzana** from extended spring training (25).
- April 23: Transferred INF **Hector Lorenzana** to extended spring training (24).  
Activated OF **Franklin Guzman** off the disabled list (25).
- April 28: Transferred RHP **Kyle Kraus** to Double-A Portland (24).
- May 1: Received RHP **Ty Buttrey** from Low-A Greenville (25).
- May 2: Placed RHP **Jake Dahlstrand** on the disabled list (24); Activated C **Carlos Coste** on the disabled list (25).
- May 4: Placed C **Jordan Weems** on the disabled list (24); Received RHP **Aaron Wilkerson** from Low-A Greenville (25).
- May 5: Placed INF **Wendell Rijo** on the disabled list (24); Received INF **Hector Lorenzana** from extended spring training (25).
- May 9: Placed OF **Forrest Allday** on the disabled list (24); Received OF **Kevin Heller** from Double-A Portland (25).
- May 12: Placed OF **Manuel Margot** on the disabled list (24); Activated INF **Wendell Rijo** off the disabled list (25).
- May 14: Transferred RHP **Joe Gunkel** to Double-A Portland (24).  
Received RHP **Chandler Shepherd** from Low-A Greenville (25).
- May 17: Placed LHP **Daniel McGrath** on the disabled list (24); Received RHP **Kuehl McEachern** from Low-A Greenville (25).
- May 19: Transferred INF **Hector Lorenzana** to extended spring training (24).  
Received INF/OF **Deiner Lopez** from Low-A Greenville (25).
- May 20: Transferred RHP **Jorge Marban** to Double-A Portland (24).
- May 22: Received LHP **Michael Gunn** from Low-A Greenville (25).
- May 24: Transferred OF **Aneury Tavarez** to Double-A Portland (24).
- May 25: Received RHP **Denny Bautista** from Low-A Greenville (25).
- May 27: Transferred LHP **Michael Gunn** to Low-A Greenville (24).
- May 30: Activated OF **Manuel Margot** off the disabled list (25).
- June 4: Transferred RHP **Kuehl McEachern** to Low-A Greenville (24).  
Received LHP **Williams Jerez** from Low-A Greenville (25).  
Transferred INF **Jose Vinicio** to Double-A Portland (24).
- June 5: Activated OF **Forrest Allday** off the disabled list (25).
- June 6: Transferred OF **Cole Sturgeon** to Double-A Portland (24); Received C **J.T. Watkins** from extended spring training (25).
- June 11: Placed C **Carlos Coste** on the disabled list (24); Received INF **Jose Vinicio** from Double-A Portland (25).  
Placed OF **Franklin Guzman** on the disabled list (24); Received OF **Yoilan Cerse** from extended spring training (25).
- June 14: Transferred C **J.T. Watkins** to Short Season-A Lowell (24); Activated C **Jordan Weems** off the disabled list (25).
- June 19: Removed RHP **Denny Bautista** from the active roster (24); Received RHP **Kyle Kaminska** from Low-A Greenville (25).
- June 22: Transferred OF **Manuel Margot** to Double-A Portland (24).
- June 25: Transferred C **Jake Romanski**, INF **Sam Travis**, LHP **Williams Jerez** to Double-A Portland (21).  
Received C **Jordan Procyshen**, INF **Mauricio Dubon**, OF **Derek Miller** from Low-A Greenville (24).  
Transferred INF/OF **Deiner Lopez** to Low-A Greenville (23).
- June 26: Received OF **Zach Kapstein** from Short Season-A Lowell (24).  
Transferred LHP **Daniel McGrath** to Rookie GCL Red Sox for minor league rehab assignment (24).
- June 30: Received RHP **Kyle Kraus** from Double-A Portland (25).
- July 4: Transferred RHP **Kyle Kraus** to Double-A Portland (24).  
Received RHP **Brandon Show** from Short Season-A Lowell (25).
- July 9: Placed RHP **Austin Maddox** on the disabled list (24).  
Recalled LHP **Daniel McGrath** from minor league rehab with GCL Red Sox and activated off the disabled list (25).
- July 13: Placed OF **Derek Miller** on the disabled list (24); Activated OF **Franklin Guzman** off the disabled list (25).
- July 16: Transferred INF **Tzu-Wei Lin** to Double-A Portland (24).
- July 17: Received RHP **Kyle Kraus** from Double-A Portland (25).
- July 20: Placed INF **Jose Vinicio** on the disabled list (24); INF/OF **Dustin Lawley** signed by Boston and assigned to Salem (25).
- July 22: Placed OF **Franklin Guzman** on the disabled list (24); Received OF **Cole Sturgeon** from Double-A Portland (25).
- July 25: Placed C **Jordan Procyshen** on the disabled list (24); Activated C **Carlos Coste** off the disabled list (25).
- July 26: Transferred C **Jordan Weems** to Double-A Portland (24); Received C **Danny Bethea** from Low-A Greenville (25).
- July 29: Transferred INF **Dustin Lawley** to Double-A Portland (24); Activated OF **Franklin Guzman** off the disabled list (25).
- July 31: Transferred C **Carlos Coste** to Short Season-A Lowell (24); Activated C **Jordan Procyshen** off the disabled list (25).
- August 4: Transferred RHP **Aaron Wilkerson** to Double-A Portland (24).
- August 5: Received INF/OF **Deiner Lopez** from Low-A Greenville (25).
- August 16: Transferred RHP **Kyle Kaminska** to Double-A Portland (24).
- August 18: Placed INF **Mario Martinez** on the disabled list retroactive to August 14 (23).  
Received OF **Mike Meyers** from Low-A Greenville (24).  
Activated INF **Mario Martinez** off the disabled list (25).
- August 21: Transferred OF **Cole Sturgeon** to Double-A Portland (24); Received RHP **Kyle Kaminska** from Double-A Portland (25).
- August 26: Transferred OF **Forrest Allday**, C **Danny Bethea**, and RHP **Kyle Kaminska** to Double-A Portland (22).  
Received C **Carlos Coste** from Short Season-A Lowell (23).
- September 1: Acquired LHP **Luis Ysla** from San Francisco and assigned to Salem (24).





# CAROLINA LEAGUE



# Carolina League

1806 Pembroke Road, Suite 2-B  
Greensboro, NC 27408

**President/Treasurer:** John Hopkins

**Directors:** Steve Bryant (Carolina), Dave Ziedelis (Frederick), Paul Sunwall (Lynchburg), Chuck Greenberg (Myrtle Beach), Art Silber (Potomac), Ryan Shelton (Salem), Clark Minker (Wilmington), Billy Prim (Winston-Salem)

## NORTH DIVISION

### Frederick Keys

Nymeo Field at Harry Grove Stadium  
21 Stadium Drive  
Frederick, MD 21703  
(301) 662-0013

**Media Contact:**  
Geoff Arnold  
GArnold@FrederickKeys.com



### Lynchburg Hillcats

Lynchburg City Stadium  
3180 Fort Avenue  
Lynchburg, VA 24501  
(434) 528-1144

**Media Contact:**  
Kyle West  
KWest@Lynchburg-Hillcats.com



### Potomac Nationals

G. Richard Pfitzner Stadium  
7 County Complex Court  
Woodbridge, VA 22192  
(703) 590-2311

**Media Contact:**  
Bryan Holland  
BHolland@PotomacNationals.com



### Wilmington Blue Rocks

Daniel S. Frawley Stadium  
801 Shipyard Drive  
Wilmington, DE 19801  
(302) 888-2015

**Media Contact:**  
Matt Janus  
MJanus@BlueRocks.com



## SOUTH DIVISION

### Carolina Mudcats

Five County Stadium  
1501 NC Hwy 39  
Zebulon, NC 27597  
(919) 269-2287

**Media Contact:**  
Greg Young  
mudcatsradio@GOMUDCATS.com



### Myrtle Beach Pelicans

TicketReturn.com Field  
1251 21st Avenue North  
Myrtle Beach, SC 29577  
(843) 918-6002

**Media Contact:**  
Scott Kornberg  
SKornberg@MyrtleBeachPelicans.com



### Salem Red Sox

LewisGale Field  
1004 Texas Street  
Salem, VA 24153  
(540) 389-3333

**Media Contact:**  
Kevin Burke  
KBurke@SalemSox.com



### Winston-Salem Dash

BB&T Ballpark  
951 Ballpark Way  
Winston-Salem, NC 27101  
(336) 714-2287

**Media Contact:**  
Brian Boesch  
Brian.Boesch@WSDash.com



# PLAYOFF PROCEDURES

## POSTSEASON FORMAT

### Division Series:

In each division, the first-half winner plays the second-half winner in a best-of-three Division Series. A double-half winner would face the team in its division with the second-best second-half record. The first game will be in one city and the remaining necessary game(s) in the other city. The first-half winner would have its choice of opening at home or on the road. Should one team win both halves, that team would host all three potential games.

### Mills Cup Championship Series:

The winners of each Division Series will meet in a best-of-five for the Mills Cup. In even-numbered years, the first two games will be in the city of the Southern Division champion, with the remaining necessary games in the city of the Northern Division champion. This will be reversed in odd-numbered years.

## REGULAR SEASON TIE-BREAKERS

### First Half:

If, at the close of the first half, two clubs in a division have won exactly the same percentage of games played, the club with the better record against the other club will be the first-half champion. If the head-to-head record is also tied, the first meeting between the two in the second half will determine the first-half winner.

### Second Half:

If, at the close of the second half, two clubs in a division have won exactly the same percentage of games played (and neither of them was the first-half champion), there will be an extra game played on the day following the end of the regular season. It will be played on the grounds of the club with the better percentage at the close of play Aug. 25. If that is also tied, a coin flip will determine the site of the extra game.

## 2015 STANDINGS

### FIRST HALF STANDINGS

Carolina League Northern					Carolina League Southern				
	W	L	PCT	GB		W	L	PCT	GB
Wilmington Blue Rocks	38	32	.543	-	Myrtle Beach Pelicans	41	28	.594	-
Lynchburg Hillcats	33	37	.471	5.0	Salem Red Sox	38	32	.543	3.5
Potomac Nationals	33	37	.471	5.0	Carolina Mudcats	34	35	.493	7.0
Frederick Keys	32	38	.457	6.0	Winston-Salem Dash	30	40	.429	11.5

### SECOND HALF STANDINGS

Carolina League Northern					Carolina League Southern				
	W	L	PCT	GB		W	L	PCT	GB
Lynchburg Hillcats	39	31	.557	-	Winston-Salem Dash	45	23	.662	-
Potomac Nationals	32	37	.464	6.5	Myrtle Beach Pelicans	40	29	.580	5.5
Frederick Keys	32	38	.457	7.0	Carolina Mudcats	37	33	.529	9.0
Wilmington Blue Rocks	24	45	.348	14.5	Salem Red Sox	28	41	.406	17.5

### OVERALL STANDINGS

Carolina League Northern					Carolina League Southern				
	W	L	PCT	GB		W	L	PCT	GB
Lynchburg Hillcats	72	68	.514	-	Myrtle Beach Pelicans	81	57	.587	-
Potomac Nationals	65	74	.468	6.5	Winston-Salem Dash	75	63	.543	6.0
Frederick Keys	64	76	.457	8.0	Carolina Mudcats	71	68	.511	10.5
Wilmington Blue Rocks	62	77	.446	9.5	Salem Red Sox	66	73	.475	15.5

### PLAYOFFS

#### First Round

NDCS: Wilmington def. Lynchburg 2-0

SDCS: Myrtle Beach def. Winston-Salem 2-1

#### Mills Cup Championship Series

Myrtle Beach def. Wilmington 3-0



## HITTING LEADERS

## TEAM BATTING

TEAM	AVG	AB	R	H	2B	3B	HR	BB	SO	SB	SLG	OBP
Lynchburg	.261	4615	660	1206	295	52	98	481	1113	139	.411	.337
<b>Salem</b>	<b>.258</b>	<b>4536</b>	<b>540</b>	<b>1171</b>	<b>235</b>	<b>29</b>	<b>55</b>	<b>434</b>	<b>950</b>	<b>152</b>	<b>.359</b>	<b>.328</b>
Myrtle Beach	.253	4427	581	1118	229	36	66	488	866	94	.365	.333
Potomac	.252	4465	521	1124	218	29	49	396	823	131	.346	.317
Frederick	.252	4620	539	1163	204	36	56	389	990	162	.348	.314
Wilmington	.246	4485	469	1102	209	30	57	330	983	97	.344	.305
Carolina	.245	4435	533	1085	215	34	72	358	907	91	.357	.305
Winston-Salem	.244	4450	546	1085	214	30	50	447	1010	148	.339	.317

## BATTING TOP 10 (minimum 2.7 PA/league games)

BATTER	CLUB	AVG	G	AB	R	H	HR	RBI
Young, Chesny	MB	.321	102	402	65	129	1	30
<b>Heller, Kevin</b>	<b>SAL</b>	<b>.297</b>	<b>93</b>	<b>313</b>	<b>40</b>	<b>93</b>	<b>7</b>	<b>52</b>
Rodriguez, Luigi	LYN	.293	92	372	59	109	12	49
Frazier, Clint	LYN	.285	133	501	88	143	16	72
Lien, Connor	CAR	.285	128	453	72	129	9	47
Rodriguez, Nellie	LYN	.275	108	396	65	109	17	84
Narvaez, Omar	WS	.274	98	339	38	93	1	27
Zagunis, Mark	MB	.271	115	413	78	112	8	54
Schrader, Jacob	CAR	.268	103	377	52	101	15	59
Chen, Pin-Chieh	MB	.268	96	366	52	98	4	34

## GAMES

## HOME RUNS

## RBI

Engel, Adam	WS	136	Rodriguez, Nellie	LYN	17	Rodriguez, Nellie	LYN	84
Franco, Carlos	CAR	134	Frazier, Clint	LYN	16	Michalczewski, Trey	WS	75
Frazier, Clint	LYN	133	Schrader, Jacob	CAR	15	Frazier, Clint	LYN	72
Peter, Jake	WS	130	Rogers, Jacob	MB	12	Rogers, Jacob	MB	69
Camargo, Johan	CAR	130	Rodriguez, Luigi	LYN	12	Barnum, Keon	WS	67

## AT-BATS

## HITS

## RUNS

Engel, Adam	WS	529	Frazier, Clint	LYN	143	Engel, Adam	WS	90
Frazier, Clint	LYN	501	Engel, Adam	WS	133	Frazier, Clint	LYN	88
Peter, Jake	WS	497	Young, Chesny	MB	129	Zagunis, Mark	MB	78
Michalczewski, Trey	WS	474	Lien, Connor	CAR	129	Peter, Jake	WS	76
Ramos, Mauricio	WIL	468	Peter, Jake	WS	129	Lien, Connor	CAR	72

## DOUBLES

## TRIPLES

## EXTRA-BASE HITS

Frazier, Clint	LYN	36	Castillo, Ivan	LYN	12	Frazier, Clint	LYN	55
Michalczewski, Trey	WS	35	Engel, Adam	WS	9	Rodriguez, Nellie	LYN	51
Papi, Mike	LYN	34	Garcia, Carlos	WIL	8	Michalczewski, Trey	WS	46
Rodriguez, Nellie	LYN	32	Rodriguez, Luigi	LYN	8	Schrader, Jacob	CAR	46
Caratini, Victor	MB	31	Haase, Eric	LYN	7	Franco, Carlos	CAR	44

## STOLEN BASES

## STRIKEOUTS

## WALKS

Engel, Adam	WS	65	Engel, Adam	WS	132	Papi, Mike	LYN	81
Lien, Connor	CAR	34	Lien, Connor	CAR	129	Zagunis, Mark	MB	80
Zimmer, Bradley	LYN	32	Frazier, Clint	LYN	125	Frazier, Clint	LYN	68
Hart, Josh	FRE	30	Rodriguez, Nellie	LYN	122	Franco, Carlos	CAR	66
2 others tied at 25.			Hendrix, Paul	LYN	122	Engel, Adam	WS	62

## TOTAL BASES

## ON-BASE PERCENTAGE

## SLUGGING PERCENTAGE

Frazier, Clint	LYN	233	<b>Heller, Kevin</b>	<b>SAL</b>	<b>.409</b>	Rodriguez, Nellie	LYN	.495
Rodriguez, Nellie	LYN	196	Zagunis, Mark	MB	.406	Rodriguez, Luigi	LYN	.492
Engel, Adam	WS	195	Young, Chesny	MB	.394	Schrader, Jacob	CAR	.477
Lien, Connor	CAR	188	Frazier, Clint	LYN	.377	Frazier, Clint	LYN	.465
Michalczewski, Trey	WS	187	Papi, Mike	LYN	.362	<b>Heller, Kevin</b>	<b>SAL</b>	<b>.435</b>

# PITCHING LEADERS

## TEAM PITCHING

TEAM	W-L	ERA	CG	SHO	SV	IP	H	R	ER	HR	BB	SO
Myrtle Beach	81-57	3.01	2	13	43	1183.0	1035	441	395	63	339	921
Winston-Salem	75-63	3.13	3	15	41	1192.0	1121	518	414	53	403	1005
Potomac	65-74	3.31	4	15	33	1186.1	1086	534	436	60	435	997
Carolina	71-68	3.38	4	12	44	1185.2	1125	502	445	41	412	953
Wilmington	62-77	3.52	5	9	36	1206.2	1174	536	472	61	313	1014
<b>Salem</b>	<b>66-73</b>	<b>3.69</b>	<b>1</b>	<b>12</b>	<b>38</b>	<b>1192.1</b>	<b>1116</b>	<b>580</b>	<b>489</b>	<b>73</b>	<b>419</b>	<b>847</b>
Lynchburg	72-68	3.77	1	10	36	1202.0	1158	595	504	65	462	956
Frederick	64-76	4.32	3	8	34	1219.0	1239	683	585	87	540	949

## PITCHING TOP 10 (minimum 0.8 IP/league games)

PITCHER	CLUB	W-L	ERA	IP	H	BB	SO
Martinez, Jonathan	MB	9-2	2.56	116.0	82	27	66
Heidenreich, Matt	WS	12-3	2.76	130.2	129	23	103
Webster, Seth	CAR	8-7	2.82	130.2	131	8	96
Mills, Alec	WIL	7-7	3.02	113.1	122	14	111
Walters, Blair	CAR	6-8	3.13	135.0	126	40	85
Peoples, Michael	LYN	11-4	3.42	139.2	133	53	89
Dykstra, James	WS	7-10	3.51	128.1	133	18	87
Tseng, Jen-Ho	MB	7-7	3.55	119.0	115	30	87
Hess, David	FRE	9-4	3.58	133.1	112	53	110
Junis, Jake	WIL	5-11	3.64	155.2	145	29	123

### WINS

Heidenreich, Matt	WS	12
Brown, D.J.	LYN	11
<b>McAvoy, Kevin</b>	<b>SAL</b>	<b>11</b>
Peoples, Michael	LYN	11

2 others tied at 10

### GAMES

Aviles, Robbie	LYN	44
Yacabonis, Jimmy	FRE	43
Wheeler, Cody	FRE	42
Brantley, Justin	LYN	39
Goldberg, Brad	WS	39

### GAMES STARTED

Horacek, Mitch	FRE	28
Brown, Mitch	LYN	26
Junis, Jake	WIL	26
<b>McAvoy, Kevin</b>	<b>SAL</b>	<b>26</b>

4 others tied at 25.

### SAVES

Wheeler, Cody	FRE	17
Rakkar, Jasvir	MB	16
Heller, Ben	LYN	12
Cordero, Estarlin	WIL	11
Goldberg, Brad	WS	11

2 others tied at 25.

### GAMES FINISHED

Rakkar, Jasvir	MB	35
Wheeler, Cody	FRE	35
Heller, Ben	LYN	31
Cordero, Estarlin	WIL	26

2 others tied at 25.

### COMPLETE GAMES

Torrez, Daury	MB	2
---------------	----	---

21 others tied at 1.

### SHUTOUTS

7 others tied at 1.

### STRIKEOUTS

Horacek, Mitch	FRE	146
Junis, Jake	WIL	123
Lugo, Luis	LYN	119
Mills, Alec	WIL	111
Hess, David	FRE	110

### WALKS

Brown, Mitch	LYN	77
<b>McAvoy, Kevin</b>	<b>SAL</b>	<b>71</b>
<b>Ball, Trey</b>	<b>SAL</b>	<b>60</b>
Gonzalez, Luis	FRE	59

2 others tied at 53.

### INNINGS PITCHED

Junis, Jake	WIL	155.2
Horacek, Mitch	FRE	154.1
Brown, Mitch	LYN	141.2
<b>Stankiewicz, Teddy</b>	<b>SAL</b>	<b>141.1</b>
<b>McAvoy, Kevin</b>	<b>SAL</b>	<b>141.0</b>

4 others tied at 11.

### HOME RUNS ALLOWED

Horacek, Mitch	FRE	22
<b>Ball, Trey</b>	<b>SAL</b>	<b>16</b>
Brown, Mitch	LYN	15
Gonzalez, Luis	FRE	13

3 others tied at 11.

### LOSSES

Horacek, Mitch	FRE	17
<b>Ball, Trey</b>	<b>SAL</b>	<b>13</b>
Brown, Mitch	LYN	12

3 others tied at 11.

### WHIP

Martinez, Jonathan	MB	0.94
Webster, Seth	CAR	1.06
Junis, Jake	WIL	1.12
Heidenreich, Matt	WS	1.16

### AVG

Martinez, Jonathan	MB	.199
Hess, David	FRE	.224
Walters, Blair	CAR	.249
Junis, Jake	WIL	.251

### HOLDS

Yacabonis, Jimmy	FRE	9
Aviles, Robbie	LYN	7
Heesch, Michael	MB	6
Self, Derek	POT	6

4 others tied at 5.





# CAROLINA MUDCATS

1501 NC Hwy 39, Zebulon, NC 27597

(919) 269-2287

www.CarolinaMudcats.com

## ATLANTA BRAVES TOP 30 PROSPECTS

RANK	NAME/POSITION	2015 LEVEL
1.	Dansby Swanson, SS	Short-A
2.	Sean Newcomb, LHP	A-/A+/AA
3.	Aaron Blair, RHP	Double-A/Triple-A
4.	Hector Olivera, 3B	Rk/A-/AA/AAA/MLB
5.	Kolby Allard, LHP	Rookie
6.	Ozzie Albies, SS	Low-A
7.	Touki Toussaint, RHP	Low-A
8.	Austin Riley, 3B	Rookie
9.	Max Fried, LHP	DNP-Injured
10.	Mallex Smith, OF	Double-A/Triple-A
11.	Mike Soroka, RHP	Rookie
12.	Braxton Davidson, OF	Low-A
13.	Lucas Sims, RHP	Rk/A+/AA
14.	Manny Banuelos, LHP	Rk/A+/AA
15.	Chris Ellis, RHP	High-A/Double-A
16.	Tyrell Jenkins, RHP	Double-A/Triple-A
17.	Ricardo Sanchez, LHP	Rookie/Low-A
18.	John Gant, RHP	High-A/Double-A
19.	Rio Ruiz, 3B	Double-A
20.	Lucas Herbert, C	Rookie
21.	Zack Bird, RHP	High-A/Double-A
22.	Dustin Peterson, OF	High-A
23.	Jason Hursh, RHP	Double-A/Triple-A
24.	Shae Simmons, RHP	DNP-Injured
25.	Brady Feigl, LHP	Triple-A
26.	Dan Winkler, RHP	MLB
27.	Johan Camargo, SS	High-A
28.	Ronald Acuna, OF	Rookie
29.	Mauricio Cabrera, RHP	High-A/Double-A
30.	Andrew Thurman, RHP	Rk/A+/AA

## RED SOX VS MUDCATS ALL-TIME

All-Time Record vs Carolina	46-36
All-Time Record at Carolina	23-18
All-Time Record at Salem	23-18
2015 vs Carolina	9-13
2015 vs Carolina at Five County Stadium	4-7
2015 vs Carolina at LewisGale Field	5-6
Best Record vs Carolina	14-6 (2012)
Worst Record vs Carolina	9-13 (2015)
Last Winning Season vs Carolina	11-9 (2014)
Last Losing Season vs Carolina	9-13 (2015)

Parent Club (since)	Atlanta Braves (2015)
Years in Carolina League	2012-Present
Carolina League Titles	Never
Last Playoff Appearance	Never
2015 First Half Record	34-35 (3rd, CL South)
2015 Second Half Record	37-33 (3rd, CL South)
2015 Overall Record	71-68 (3rd, CL South)

Manager	Ralph "Rocket" Wheeler
Pitching Coach	Derrick Lewis
Hitting Coach	Carlos Mendez
Athletic Trainer	Nick Flynn

Ballpark .....Five County Stadium (cap. 6,500)

## RED SOX VS MUDCATS IN 2016

Date	Location	Time
Thu. April 7	Salem	7:05 pm
Fri. April 8	Salem	7:05 pm
Sat. April 9	Salem	6:05 pm
Sun. April 10	Salem	4:05 pm
Mon. April 18	Zebulon	7:00 pm
Tue. April 19	Zebulon	7:00 pm
Wed. April 20	Zebulon	11:00 am
Mon. May 2	Salem	7:05 pm
Tue. May 3	Salem	7:05 pm
Wed. May 4	Salem	7:05 pm
Mon. July 4	Zebulon	7:00 pm
Tue. July 5	Zebulon	7:00 pm
Wed. July 6	Zebulon	7:00 pm
Thu. July 7	Zebulon	7:00 pm
Mon. August 15	Salem	7:05 pm
Tue. August 16	Salem	7:05 pm
Wed. August 17	Salem	7:05 pm
Thu. August 18	Salem	7:05 pm





# FREDERICK KEYS

21 Stadium Drive, Frederick, MD 21703  
 (301) 662-0013  
 www.FrederickKeys.com

## BALTIMORE ORIOLES TOP 30 PROSPECTS

RANK	NAME/POSITION	2015 LEVEL
1.	Dylan Bundy, RHP	Double-A
2.	Hunter Harvey, RHP	DNP-Injured
3.	Chance Sisco, C	High-A/Double-A
4.	Jomar Reyes, 3B	Rookie/Low-A
5.	Mychal Givens, RHP	Double-A/MLB
6.	Kim Hyun-Soo, OF	Korea
7.	Chris Lee, LHP	A-/A+/AA
8.	Ryan Mountcastle, SS	Rookie/Short-A
9.	Trey Mancini, 1B	High-A/Double-A
10.	D.J. Stewart, OF	Short-A
11.	Mike Wright, RHP	Triple-A/MLB
12.	Tanner Scott, LHP	Short-A/Low-A
13.	Jason Garcia, RHP	Double-A/MLB
14.	Dariel Alvarez, OF	A+/AAA/MLB
15.	Christian Walker, 1B	Triple-A/MLB
16.	Jonah Heim, C	Rookie/Low-A
17.	Tim Berry, LHP	Double-A
18.	Ofelky Peralta, RHP	Rookie
19.	David Hess, RHP	High-A/Double-A
20.	Tyler Wilson, RHP	Triple-A/MLB
21.	Lazaro Leyva, RHP	Rookie/Short-A
22.	Oliver Drake, RHP	Triple-A/MLB
23.	Parker Bridwell, RHP	Double-A
24.	Ariel Miranda, LHP	Rk/A+/AA
25.	Gray Fenter, RHP	Rookie
26.	Mike Yastrzemski, OF	Double-A
27.	Garrett Cleavinger, LHP	Short-A
28.	Alex Murphy, C	Rk/SS/A-
29.	Josh Hart, OF	High-A
30.	Branden Kline, RHP	Double-A

## RED SOX VS KEYS ALL-TIME

All-Time Record vs Frederick .....	261-273
All-Time Record at Frederick .....	122-146
All-Time Record at Salem .....	139-127
2015 vs Frederick.....	8-8
2015 vs Frederick at Nymeo Field .....	4-5
2015 vs Frederick at LewisGale Field.....	4-3
Best Record vs Frederick.....	14-6 (2007)
Worst Record vs Frederick.....	5-15 (2011)
Last Winning Season vs Frederick.....	11-9 (2008)
Last Losing Season vs Frederick.....	5-14 (2014)

Parent Club (since).....	Baltimore Orioles (1989)
Years in Carolina League.....	1989-Present
Carolina League Titles.....	4 (Most Recent: 2011)
Last Playoff Appearance .....	2011
2015 First Half Record .....	32-38 (4th, CL North)
2015 Second Half Record .....	32-38 (3rd, CL North)
2015 Overall Record.....	64-76 (3rd, CL North)

Manager.....	Keith Bodie
Pitching Coach.....	Kennie Steenstra
Hitting Coach .....	Erik Pappas
Athletic Trainer .....	Brian Guzman

Ballpark ... Nymeo Field/Harry Grove Stadium (cap. 5,400)

## RED SOX VS KEYS IN 2016

Date	Location	Time
Mon. April 11	Salem	7:05 pm
Tue. April 12	Salem	7:05 pm
Wed. April 13	Salem	11:05 am
Tue. April 26	Frederick	7:00 pm
Wed. April 27	Frederick	7:00 pm
Thu. April 28	Frederick	7:00 pm
Thu. June 23	Salem	7:05 pm
Fri. June 24	Salem	7:05 pm
Sat. June 25	Salem	6:05 pm
Sun. June 26	Salem	4:05 pm
Thu. June 30	Frederick	7:00 pm
Fri. July 1	Frederick	7:00 pm
Sat. July 2	Frederick	6:00 pm
Sun. July 3	Frederick	6:00 pm
Thu. July 21	Frederick	7:00 pm
Fri. July 22	Frederick	7:00 pm
Sat. July 23	Frederick	6:00 pm
Sun. July 24	Frederick	2:00 pm
Fri. August 26	Salem	7:05 pm
Sat. August 27	Salem	6:05 pm
Sun. August 28	Salem	4:05 pm





# LYNCHBURG HILLCATS

3180 Fort Avenue, Lynchburg, VA 24501  
 (434) 528-1144  
[www.Lynchburg-Hillcats.com](http://www.Lynchburg-Hillcats.com)

## CLEVELAND INDIANS TOP 30 PROSPECTS

RANK	NAME/POSITION	2015 LEVEL
1.	Bradley Zimmer, OF	High-A/Double-A
2.	Clint Frazier, OF	High-A
3.	Brady Aiken, LHP	DNP-Injured
4.	Justus Sheffield, LHP	Low-A
5.	Bobby Bradley, 1B	Low-A/High-A
6.	Tyler Naquin, OF	Double-A/Triple-A
7.	Mike Clevinger, RHP	Double-A
8.	Triston McKenzie, RHP	Rookie
9.	Rob Kaminsky, LHP	High-A
10.	Francisco Mejia, C	Low-A
11.	Juan Hillman, LHP	Rookie
12.	Erik Gonzalez, SS	Double-A/Triple-A
13.	Mark Mathias, 2B	Short-A
14.	Adam Plutko, RHP	High-A/Double-A
15.	Yandy Diaz, 3B	Double-A/Triple-A
16.	Yu-Cheng Chang, SS	Low-A
17.	Shawn Morimando, LHP	Double-A
18.	Nellie Rodriguez, 1B	High-A/Double-A
19.	Mike Papi, OF/1B	High-A
20.	Tyler Krieger, SS	DNP-Injured
21.	Shawn Armstrong, RHP	Triple-A/MLB
22.	Ryan Merritt, LHP	Double-A/Triple-A
23.	James Ramsey, OF	Triple-A
24.	Dylan Baker, RHP	High-A
25.	Luis Lugo, LHP	High-A
26.	Willi Castro, SS	Short-A
27.	Luke Wakamatsu, SS	Rookie
28.	Greg Allen, OF	Low-A/High-A
29.	Dorssys Paulino, OF	Low-A/High-A
30.	Mitch Brown, RHP	High-A

Parent Club (since).....Cleveland Indians (2015)  
 Years in Carolina League..... 1966-Present  
 Carolina League Titles.....7 (Most Recent: 2012)  
 Last Playoff Appearance.....2015  
 2015 First Half Record.....33-37 (t-2nd, CL North)  
 2015 Second Half Record.....39-31 (1st, CL North)  
 2015 Overall Record.....72-68 (1st, CL North)

Manager.....Mark Budzinski  
 Pitching Coach.....Rigo Beltran  
 Hitting Coach.....Larry Day  
 Athletic Trainer.....Bobby Ruiz

Ballpark .... Calvin Falwell Field/City Stadium (cap. 4,281)

## RED SOX VS HILLCATS IN 2016

Date	Location	Time
Tue. May 10	Salem	7:05 pm
Wed. May 11	Salem	7:05 pm
Thu. May 12	Salem	7:05 pm
Tue. May 17	Lynchburg	6:30 pm
Wed. May 18	Lynchburg	6:30 pm
Thu. May 19	Lynchburg	6:30 pm
Fri. May 27	Lynchburg	6:30 pm
Sat. May 28	Lynchburg	6:30 pm
Sun. May 29	Lynchburg	2:00 pm
Mon. May 30	Lynchburg	2:00 pm
Sat. June 4	Salem	6:05 pm
Sun. June 5	Lynchburg	2:00 pm
Mon. June 6	Lynchburg	6:30 pm
Tue. June 7	Salem	7:05 pm
Fri. July 8	Lynchburg	6:30 pm
Sat. July 9	Lynchburg	6:30 pm
Sun. July 10	Salem	4:05 pm
Mon. July 11	Salem	7:05 pm
Thu. August 4	Salem	7:05 pm
Fri. August 5	Salem	7:05 pm
Sat. August 6	Salem	6:05 pm
Sun. August 7	Salem	4:05 pm
Fri. September 2	Lynchburg	6:30 pm
Sat. September 3	Lynchburg	6:30 pm
Sun. September 4	Lynchburg	2:00 pm
Mon. September 5	Lynchburg	2:00 pm

## RED SOX VS HILLCATS ALL-TIME

All-Time Record vs Lynchburg.....	528-523
All-Time Record at Lynchburg.....	241-284
All-Time Record at Salem.....	287-239
2015 vs Lynchburg.....	11-15
2015 vs Lynchburg at Calvin Falwell Field.....	9-4
2015 vs Lynchburg at LewisGale Field.....	2-11
Best Record vs Lynchburg.....	16-4 (2007)
Worst Record vs Lynchburg.....	3-23 (1984)
Last Winning Season vs Lynchburg.....	11-9 (2014)
Last Losing Season vs Lynchburg.....	11-15 (2015)







# MYRTLE BEACH PELICANS

1251 21st Avenue North, Myrtle Beach, SC 29577  
 (843) 918-6002  
[www.MyrtleBeachPelicans.com](http://www.MyrtleBeachPelicans.com)

## CHICAGO CUBS TOP 30 PROSPECTS

RANK	NAME/POSITION	2015 LEVEL
1.	Gleyber Torres, SS	Low-A/High-A
2.	Willson Contreras, C/3B	Double-A
3.	Ian Happ, OF/2B	Short-A/Low-A
4.	Duane Underwood, RHP	Rookie/High-A
5.	Dylan Cease, RHP	Rookie
6.	Albert Almora, OF	Double-A
7.	Billy McKinney, OF	High-A/Double-A
8.	Oscar de la Cruz, RHP	Short-A
9.	Eloy Jimenez, OF	Short-A
10.	Jeimer Candelario, 3B	High-A/Double-A
11.	Mark Zagunis, OF	High-A
12.	Pierce Johnson, RHP	Double-A
13.	Carl Edwards, RHP	AA/AAA/MLB
14.	Justin Steele, LHP	Short-A
15.	Bryan Hudson, LHP	Rookie
16.	D.J. Wilson, OF	Rookie
17.	Donnie Dewess, OF	Short-A
18.	Trevor Clifton, RHP	Low-A
19.	Paul Blackburn, RHP	High-A
20.	Jen-Ho Tseng, RHP	High-A
21.	Jake Stinnett, RHP	Low-A
22.	Carson Sands, LHP	Short-A
23.	Brad Markey, RHP	Low-A/High-A
24.	Victor Caratini, C	High-A
25.	Dan Vogelbach, 1B	Rookie/Double-A
26.	Jacob Hannemann, OF	High-A/Double-A
27.	Ryan Williams, RHP	Low-A/Double-A
28.	Eddy Julio Martinez, OF	DNP
29.	Andury Acevedo, RHP	A+/AA/AAA
30.	David Berg, RHP	Short-A/Low-A

## RED SOX VS PELICANS ALL-TIME

All-Time Record vs Myrtle Beach	164-172
All-Time Record at Myrtle Beach	68-102
All-Time Record at Salem	96-70
2015 vs Myrtle Beach	5-13
2015 vs Myrtle Beach at TicketReturn.com Field	3-9
2015 vs Myrtle Beach at LewisGale Field	2-4
Best Record vs Myrtle Beach	15-5 (2010)
Worst Record vs Myrtle Beach	5-13 (2015)
Last Winning Season vs Myrtle Beach	11-8 (2014)
Last Losing Season vs Myrtle Beach	5-13 (2015)

Parent Club (since)	Chicago Cubs (2015)
Years in Carolina League	1999-Present
Carolina League Titles	3 (Most Recent: 2015)
Last Playoff Appearance	2015
2015 First Half Record	41-28 (1st, CL South)
2015 Second Half Record	40-29 (2nd, CL South)
2015 Overall Record	81-57 (1st, CL South)

Manager	Buddy Bailey
Pitching Coach	Anderson Tavares
Hitting Coach	Mariano Duncan
Athletic Trainer	Toby Williams

Ballpark ... TicketReturn.com Field/Pelicans Ballpark (cap. 6,599)

## RED SOX VS PELICANS IN 2016

Date	Location	Time
Fri. April 29	Myrtle Beach	7:05 pm
Sat. April 30	Myrtle Beach	7:05 pm
Sun. May 1	Myrtle Beach	5:05 pm
Wed. June 1	Salem	7:05 pm
Thu. June 2	Salem	7:05 pm
Fri. June 3	Salem	7:05 pm
Mon. June 27	Salem	7:05 pm
Tue. June 28	Salem	7:05 pm
Wed. June 29	Salem	7:05 pm
Thu. July 28	Salem	7:05 pm
Fri. July 29	Salem	7:05 pm
Sat. July 30	Salem	6:05 pm
Sun. July 31	Salem	7:05 pm
Tue. August 9	Myrtle Beach	7:05 pm
Wed. August 10	Myrtle Beach	7:05 pm
Thu. August 11	Myrtle Beach	7:05 pm





# POTOMAC NATIONALS

7 County Complex Ct, Woodbridge, VA 22192

(703) 590-2311

www.PotomacNationals.com

## WASHINGTON NATIONALS TOP 30 PROSPECTS

RANK	NAME/POSITION	2015 LEVEL
1.	Lucas Giolito, RHP	High-A/Double-A
2.	Trea Turner, SS	AA/AAA/MLB
3.	Victor Robles, OF	Rookie/Short-A
4.	Erick Fedde, RHP	Short-A/Low-A
5.	Reynaldo Lopez, RHP	High-A
6.	Wilmer Difo, SS/2B	High-A/AA/MLB
7.	A.J. Cole, RHP	Triple-A/MLB
8.	Andrew Stevenson, OF	Rk/Short-A/A-
9.	Austin Voth, RHP	Double-A
10.	Anderson Franco, 3B	Rookie/Short-A
11.	Pedro Severino, C	Double-A/MLB
12.	Blake Perkins, OF	Rookie
13.	Rafael Bautista, OF	Rk/SS/High-A
14.	Jakson Reetz, C	Short-A
15.	Oswaldo Abreu, SS/2B	Low-A
16.	Drew Ward, 3B	Rookie/High-A
17.	Sammy Solis, LHP	AA/AAA/MLB
18.	Joan Baez, RHP	Rk/SS/A-
19.	Austen Williams, RHP	A-/A+/AAA
20.	Abel de los Santos, RHP	Double-A/MLB
21.	Rhett Wiseman, OF	Short-A
22.	Edwin Lora, SS	Short-A
23.	Raudy Read, C	Low-A/High-A
24.	Juan Soto, OF	DNP
25.	Chris Bostick, 2B/OF	High-A/Double-A
26.	Phillips Valdez, RHP	Low-A/High-A
27.	Nick Lee, LHP	High-A/Double-A
28.	Taylor Hearn, LHP	Rookie/Short-A
29.	Mariano Rivera Jr., RHP	Short-A
30.	Koda Glover, RHP	Short-A/Low-A

Parent Club (since).....Washington Nationals (2005)  
 Years in Carolina League..... 1978-Present  
 Carolina League Titles..... 5 (Most Recent: 2014)  
 Last Playoff Appearance ..... 2014  
 2015 First Half Record ..... 33-37 (t-2nd, CL North)  
 2015 Second Half Record ..... 32-37 (2nd, CL North)  
 2015 Overall Record..... 65-74 (2nd, CL North)

Manager..... Tripp Keister  
 Pitching Coach..... Franklin Bravo  
 Hitting Coach ..... Luis Ordaz  
 Athletic Trainer ..... T.D. Swinford

Ballpark ..... Pfitzner Stadium (cap. 6,000)

## RED SOX VS NATIONALS IN 2016

Date	Location	Time
Tue. May 24	Woodbridge	7:05 pm
Wed. May 25	Woodbridge	7:05 pm
Thu. May 26	Woodbridge	7:05 pm
Tue. June 13	Salem	7:05 pm
Wed. June 14	Salem	7:05 pm
Thu. June 15	Salem	7:05 pm
Sat. July 16	Salem	6:05 pm
Sun. July 17	Salem	4:05 pm
Mon. July 18	Salem	7:05 pm
Tue. July 19	Salem	7:05 pm
Mon. July 25	Woodbridge	7:05 pm
Tue. July 26	Woodbridge	7:05 pm
Wed. July 27	Woodbridge	12:05 pm
Tue. August 23	Woodbridge	7:05 pm
Wed. August 24	Woodbridge	7:05 pm
Thu. August 25	Woodbridge	7:05 pm

## RED SOX VS NATIONALS ALL-TIME

All-Time Record vs Potomac .....	389-384
All-Time Record at Potomac.....	187-199
All-Time Record at Salem .....	202-185
2015 vs Potomac.....	13-9
2015 vs Potomac at Pfitzner Stadium .....	5-2
2015 vs Potomac at LewisGale Field.....	8-7
Best Record vs Potomac .....	16-4 (1985)
Worst Record vs Potomac .....	2-18 (1982)
Last Winning Season vs Potomac.....	13-9 (2015)
Last Losing Season vs Potomac.....	7-11 (2014)





# WILMINGTON BLUE ROCKS

801 Shipyard Drive, Wilmington, DE 19801  
 (302) 888-2015  
 www.BlueRocks.com

## KANSAS CITY ROYALS TOP 30 PROSPECTS

RANK	NAME/POSITION	2015 LEVEL
1.	Raul A. Mondesi, SS	Double-A
2.	Kyle Zimmer, RHP	Low-A/Double-A
3.	Bubba Starling, OF	High-A/Double-A
4.	Miguel Almonte, RHP	AA/AAA/MLB
5.	Nolan Watson, RHP	Rookie
6.	Ashe Russell, RHP	Rookie
7.	Marten Gasparini, SS	Rookie
8.	Matt Strahm, LHP	Low-A/High-A
9.	Scott Blewett, RHP	Low-A
10.	Cheslor Cuthbert, 3B/1B	Triple-A/MLB
11.	Jorge Bonifacio, OF	Double-A
12.	Alec Mills, RHP	High-A
13.	Foster Griffin, LHP	Low-A
14.	Ryan O'Hearn, 1B	Low-A/High-A
15.	Josh Staumont, RHP	Rookie
16.	Chase Vallot, C	Low-A
17.	Brett Eibner, OF	Triple-A
18.	Pedro Fernandez, RHP	Low-A/High-A
19.	Gerson Garabito, RHP	Rookie
20.	Ramon Torres, SS/2B	High-A/Double-A
21.	Amalani Fukofuka, OF	Rookie
22.	Cam Gallagher, C	High-A
23.	Brian Flynn, LHP	Triple-A
24.	Jose Martinez, OF	Rookie/Triple-A
25.	Alfredo Escalera, OF	Low-A/High-A
26.	Elier Hernandez, OF	Low-A/High-A
27.	Ricky Aracena, SS	Rookie
28.	Seuly Matias, OF	DNP
29.	Jeison Guzman, SS	DNP
30.	Hunter Dozier, 3B	Double-A

## RED SOX VS BLUE ROCKS ALL-TIME

All-Time Record vs Wilmington.....210-238  
 All-Time Record at Wilmington.....93-131  
 All-Time Record at Salem.....117-107

2015 vs Wilmington.....9-3  
 2015 vs Wilmington at Frawley Stadium.....4-2  
 2015 vs Wilmington at LewisGale Field.....5-1

Best Record vs Wilmington.....9-3 (2015)  
 Worst Record vs Wilmington.....6-14 (4x, 2011)  
 Last Winning Season vs Wilmington.....9-3 (2015)  
 Last Losing Season vs Wilmington.....6-14 (2011)

Parent Club (since)..... Kansas City Royals (2007)  
 Years in Carolina League..... 1993-Present  
 Carolina League Titles.....4 (Most Recent: 1999)  
 Last Playoff Appearance.....2015  
 2015 First Half Record.....38-32 (1st, CL North)  
 2015 Second Half Record.....24-45 (4th, CL North)  
 2015 Overall Record.....62-77 (4th, CL North)

Manager..... Jamie Quirk  
 Pitching Coach..... Charlie Corbell  
 Hitting Coach..... Abraham Nunez  
 Athletic Trainer..... James Stone

Ballpark.....Frawley Stadium (cap. 6,532)

## RED SOX VS BLUE ROCKS IN 2016

Date	Location	Time
Fri. May 13	Salem	7:05 pm
Sat. May 14	Salem	6:05 pm
Sun. May 15	Salem	4:05 pm
Mon. May 16	Salem	7:05 pm
Thu. June 9	Wilmington	6:35 pm
Fri. June 10	Wilmington	7:05 pm
Sat. June 11	Wilmington	7:05 pm
Sun. June 12	Wilmington	1:35 pm
Wed. July 13	Salem	7:05 pm
Thu. July 14	Salem	7:05 pm
Fri. July 15	Salem	7:05 pm
Mon. August 1	Wilmington	6:35 pm
Tue. August 2	Wilmington	6:35 pm
Wed. August 3	Wilmington	6:35 pm
Fri. August 12	Salem	7:05 pm
Sat. August 13	Salem	6:05 pm
Sun. August 14	Salem	4:05 pm





# WINSTON-SALEM DASH

951 Ballpark Way, Winston-Salem, NC 27101

(336) 714-2287

www.WSDash.com

## CHICAGO WHITE SOX TOP 30 PROSPECTS

RANK	NAME/POSITION	2015 LEVEL
1.	Tim Anderson, SS	Double-A
2.	Carson Fulmer, RHP	Rookie/High-A
3.	Spencer Adams, RHP	Low-A/High-A
4.	Trey Michalczewski, 3B	High-A
5.	Jacob May, OF	Rookie/Double-A
6.	Tyler Danish, RHP	Double-A
7.	Adam Engel, OF	High-A
8.	Jordan Guerrero, LHP	Low-A/High-A
9.	Courtney Hawkins, OF	Double-A
10.	Corey Zangari, 1B	Rookie
11.	Brian Clark, LHP	High-A
12.	Jordan Stephens, RHP	Rookie
13.	Micker Adolfo, OF	Rookie
14.	Zack Erwin, LHP	Rookie/Low-A
15.	Chris Beck, RHP	Triple-A/MLB
16.	Jason Coats, OF	Double-A/Triple-A
17.	Thad Lowry, RHP	Low-A
18.	Jake Peter, 2B/SS	High-A
19.	J.B. Wendelken, RHP	Double-A/Triple-A
20.	Robin Leyer, RHP	High-A/Double-A
21.	Brandon Brennan, RHP	High-A
22.	Seby Zavala, C	Rookie
23.	Johan Cruz, 3B/SS	Rookie
24.	Eddy Alvarez, SS/2B	Low-A/High-A
25.	Danny Hayes, 1B	Double-A
26.	Matt Davidson, 3B	Triple-A

\* The White Sox traded four top-30 prospects after the publication of Baseball America's Prospect Handbook

## RED SOX VS DASH ALL-TIME

All-Time Record vs Winston-Salem	516-520-3
All-Time Record at Winston-Salem	234-285-3
All-Time Record at Salem	282-234-1
2015 vs Winston-Salem	11-12
2015 vs Winston-Salem at BB&T Ballpark	6-8
2015 vs Winston-Salem at LewisGale Field	5-4
Best Record vs Winston-Salem	16-4 (2002)
Worst Record vs Winston-Salem	6-13-1 (1986)
Last Winning Season vs Winston-Salem	12-8 (2013)
Last Losing Season vs Winston-Salem	11-12 (2015)

Parent Club (since)	Chicago White Sox (1997)
Years in Carolina League	1945-Present
Carolina League Titles	11 (Most Recent: 2003)
Last Playoff Appearance	2015
2015 First Half Record	30-40 (4th, CL South)
2015 Second Half Record	45-23 (1st, CL South)
2015 Overall Record	75-63 (2nd, CL South)

Manager	Joel Skinner
Pitching Coach	Jose Bautista
Hitting Coach	Charlie Poe
Athletic Trainer	Josh Fallin

Ballpark ..... BB&T Ballpark (cap. 5,500)

## RED SOX VS DASH IN 2016

Date	Location	Time
Thu. April 14	Winston-Salem	7:00 pm
Fri. April 15	Winston-Salem	7:00 pm
Sat. April 16	Winston-Salem	6:30 pm
Sun. April 17	Winston-Salem	2:00 pm
Thu. April 21	Salem	7:05 pm
Fri. April 22	Salem	7:05 pm
Sat. April 23	Salem	6:05 pm
Sun. April 24	Salem	4:05 pm
Thu. May 5	Winston-Salem	7:00 pm
Fri. May 6	Winston-Salem	7:00 pm
Sat. May 7	Winston-Salem	6:30 pm
Sun. May 8	Winston-Salem	2:00 pm
Fri. May 20	Salem	7:05 pm
Sat. May 21	Salem	6:05 pm
Sun. May 22	Salem	4:05 pm
Mon. May 23	Salem	7:05 pm
Thu. June 16	Winston-Salem	7:00 pm
Fri. June 17	Winston-Salem	7:00 pm
Sat. June 18	Winston-Salem	6:30 pm
Sun. June 19	Winston-Salem	2:00 pm
Fri. August 19	Winston-Salem	7:00 pm
Sat. August 20	Winston-Salem	6:30 pm
Sun. August 21	Winston-Salem	2:00 pm
Tue. August 30	Salem	7:05 pm
Wed. August 31	Salem	7:05 pm
Thu. September 1	Salem	7:05 pm



# **BOSTON RED SOX ORGANIZATION**

## BOSTON RED SOX 40-MAN ROSTER

#	PITCHERS	B/T	HT	WT	BORN	2015 CLUB(S)
68	Matt Barnes	R/R	6-4	210	6/17/90 (25)	Pawtucket/Boston
11	Clay Buchholz	L/R	6-3	190	8/14/84 (31)	Boston
29	Roenis Elias	L/L	6-1	190	8/1/88 (27)	Tacoma (AAA-SEA)/Seattle
51	Edwin Escobar	L/L	6-2	225	4/22/92 (23)	Greenville/Pawtucket
37	Heath Hembree	R/R	6-4	210	1/13/89 (27)	GCL/Pawtucket/Boston
76	Williams Jerez	L/L	6-4	190	5/16/92 (23)	Greenville/Salem/Portland
61	Brian Johnson	L/L	6-4	235	12/7/90 (25)	Pawtucket/Boston
56	Joe Kelly	R/R	6-1	190	6/9/88 (27)	Pawtucket/Boston
46	Craig Kimbrel	R/R	6-11	220	5/28/88 (27)	San Diego
59	Tommy Layne	L/L	6-2	190	11/2/84 (31)	Pawtucket/Boston
78	Pat Light	R/R	6-5	195	3/29/91 (25)	Portland/Pawtucket
60	Henry Owens	L/L	6-6	220	7/21/92 (23)	Pawtucket/Boston
22	Rick Porcello	R/R	6-5	200	12/27/88 (27)	Lowell/Pawtucket/Boston
24	David Price	L/L	6-6	210	8/26/85 (30)	Detroit/Toronto
66	Noe Ramirez	R/R	6-3	205	12/22/89 (26)	Pawtucket/Boston
52	Eduardo Rodriguez	L/L	6-2	210	4/7/93 (22)	Pawtucket/Boston
28	Robbie Ross Jr.	L/L	5-11	215	6/24/89 (26)	Pawtucket/Boston
39	Carson Smith	R/R	6-6	215	10/19/89 (26)	Seattle
36	Junichi Tazawa	R/R	5-11	200	6/6/86 (29)	Boston
19	Koji Uehara	R/R	6-2	195	4/3/75 (41)	Greenville/Boston
67	Brandon Workman	R/R	6-5	235	8/13/88 (27)	DNP-Injured
35	Steven Wright	R/R	6-1	215	8/30/84 (31)	Pawtucket/Boston
#	CATCHERS	B/T	HT	WT	BORN	2015 CLUB(S)
10	Ryan Hanigan	R/R	6-0	215	8/16/80 (35)	Portland/Pawtucket/Boston
23	Blake Swihart	S/R	6-1	205	4/3/92 (24)	Portland/Pawtucket/Boston
7	Christian Vasquez	R/R	5-9	200	8/21/90 (25)	DNP-Injured
#	INFIELDBERS	B/T	HT	WT	BORN	2015 CLUB(S)
2	Xander Bogaerts	R/R	6-1	210	10/1/92 (23)	Boston
80	Sean Coyle	R/R	5-8	175	1/17/92 (24)	GCL/Lowell/Pawtucket
79	Marco Hernandez	L/R	6-0	170	9/6/92 (23)	Portland/Pawtucket
12	Brock Holt	L/R	5-10	180	6/11/88 (27)	Boston
16	Deven Marrero	R/R	6-1	195	8/25/90 (25)	Pawtucket/Boston
15	Dustin Pedroia	R/R	5-9	175	8/17/83 (32)	Boston
13	Hanley Ramirez	R/R	6-2	225	12/23/83 (32)	Boston
48	Pablo Sandoval	L/R	5-11	255	8/11/86 (29)	Boston
47	Travis Shaw	L/R	6-4	225	4/16/90 (25)	Pawtucket/Boston
#	OUTFIELDERS	B/T	HT	WT	BORN	2015 CLUB(S)
50	Mookie Betts	R/R	5-9	180	10/7/92 (23)	Portland/Boston
25	Jackie Bradley Jr.	L/R	5-10	200	4/19/90 (25)	Pawtucket/Boston
64	Bryce Brentz	R/R	6-0	210	12/30/88 (27)	Pawtucket
38	Rusney Castillo	R/R	5-9	195	7/9/87 (28)	Pawtucket/Boston
30	Chris Young	R/R	6-2	200	9/5/83 (32)	NY Yankees
#	DESIGNATED HITTER	B/T	HT	WT	BORN	2015 CLUB(S)
34	David Ortiz	L/L	6-3	230	11/18/75 (40)	Boston

## 2015 JUNE DRAFT PICKS

Rd	Name	Pos.	School	Hometown
1	<b>Andrew Benintendi</b>	CF	University of Arkansas	Cincinnati, OH
3	<b>Austin Rei</b>	C	University of Washington	Moraga, CA
4	<b>Tate Matheny</b>	CF	Missouri State University	St. Louis, MO
5	<b>Jagger Rusconi</b>	CF	West Ranch High School	Santa Clarita, CA
6	<b>Travis Lakins</b>	RHP	Ohio State University	Franklin, OH
7	<b>Ben Taylor</b>	RHP	Univ. of South Alabama	Mobile, AL
8	<b>Logan Allen</b>	LHP	IMG Academy (FL)	Fletcher, NC
9	<b>Tucker Tubbs</b>	1B	University of Memphis	Collierville, TN
10	<b>Mitchell Gunsolus</b>	3B	Gonzaga University	Kenmore, WA
11	<b>Nick Hamilton</b>	CF	Lockport High School	Lockport, NY
12	<b>Kevin Kelleher</b>	RHP	University of New Orleans	Miramar Beach, FL
13	<b>Matt Kent</b>	LHP	Texas A&M University	Waco, TX
14	<b>Bobby Poyner</b>	LHP	University of Florida	Wellington, FL
15	<b>Jerry Downs</b>	OF	St. Thomas University	Miami, FL
16	<b>Marc Brakeman</b>	RHP	Stanford University	Tierra Verde, FL
17	<b>Chad De La Guerra</b>	2B	Grand Canyon University	Santa Maria, CA
18	James Nelson	SS	Redan High School	Stone Mountain, GA
19	<b>Logan Boyd</b>	LHP	Sam Houston State Univ.	Humble, TX
20	<b>Yomar Valentin</b>	SS	Puerto Rico Baseball Aca.	Manati, PR
21	<b>Daniel Zandona</b>	RHP	Cal Poly San Luis Obispo	Santa Barbara, CA
22	<b>Max Watt</b>	RHP	Lynn University (FL)	Babylon, NY
23	<b>Kyri Washington</b>	OF	Longwood University	Prospect, VA
24	<b>Brad Stone</b>	LHP	NC State University	Charlotte, NC
25	<b>Andrew Noviiello</b>	C	Bridgewater-Raynham HS	Raynham, MA
26	Kevin Ginkel	RHP	Southwestern College (CA)	San Diego, CA
27	Saige Jenco	CF	Virginia Tech	State College, PA
28	Steve Mangrum	3B	Western Albemarle HS	Charlottesville, VA
29	Will Stillman	RHP	Wofford College (SC)	Matthews, NC
30	Jack Conley	C	Leesville Road High School	Raleigh, NC
31	<b>Nick Duron</b>	RHP	Clark College (WA)	Tigard, OR
32	Clate Schmidt	RHP	Clemson University	Acworth, GA
33	Cal Smith	2B	Fort Worth Christian School	Fort Worth, TX
34	Nick Lovullo	SS	College of the Holy Cross	Thousand Oaks, CA
35	<b>Tyler Spoon</b>	OF	University of Arkansas	Van Buren, AR
36	<b>Trevor Kelley</b>	RHP	Univ. of North Carolina	Barrington, RI
37	<b>Adam Lau</b>	RHP	UAB	Madison, AL
38	C.J. Ballard	CF	Pike County High School	Zebulon, GA
39	Daniel Reyes	OF	Mater Academy Charter	Miami Springs, FL
40	D.J. Artis	CF	Southeast Guilford HS	Greensboro, NC

Players in **bold** signed with the Red Sox



# 2015 MINOR LEAGUE AWARD WINNERS

## Red Sox Minor League Award Winners

Pitcher of the Year.....	LHP Williams Jerez, Greenville/Salem/Portland
Offensive Player of the Year.....	1B Sam Travis, Salem/Portland
Defensive Player of the Year.....	SS Javier Guerra, Greenville
Base Runner of the Year.....	INF Yoan Moncada, Greenville
Latin Program Pitcher of the Year.....	RHP Daniel Gonzalez, DSL Red Sox 2
Latin Program Player of the Year.....	OF Lorenzo Cedrola, DSL Red Sox 2
Lou Gorman Award.....	RHP Jonathan Aro, Portland/Pawtucket

## Red Sox Minor League Monthly Award Winners

	APRIL	MAY	JUNE
Hitler	<b>CF Manuel Margot, SAL</b>	3B Rafael Devers, GVL	<b>1B Sam Travis, SAL/POR</b>
Starting Pitcher	RHP Ty Buttrey, GVL	RHP Jalen Beeks, GVL	<b>LHP Trey Ball, SAL</b>
Relief Pitcher	<b>RHP Joe Gunkel, SAL</b>	RHP Pat Light, POR	<b>LHP Williams Jerez, SAL</b>
Defensive Player	OF Jackie Bradley Jr. PAW	SS Javier Guerra, GVL	SS Marco Hernandez, POR
Base Runner	LF Derek Miller, GVL	SS Mauricio Dubon, GVL	OF Lorenzo Cedrola, DSL2
Base Stealer	<b>CF Manuel Margot, SAL</b>	LF Quintin Berry, PAW	2B Rafael Toribio, DSL2
	JULY	AUGUST/SEPTEMBER	
Hitler	SS Javier Guerra, GVL	LHP Andrew Benintendi, GVL	
Starting Pitcher	RHP Anderson Espinoza, GCL	LHP Logan Allen, GCL	
Relief Pitcher	RHP Nick Duron, GCL	<b>RHP Chandler Shepherd, SAL</b>	
Defensive Player	OF Yoan Aybar, GCL	OF Yoan Aybar, GCL	
Base Runner	<b>LF Mike Meyers, GVL/SAL</b>	CF Danny Mars, GVL	
Base Stealer	INF Yoan Moncada, GVL	INF Yoan Moncada, GVL	

## Minor League Mid-Season All-Stars

PAWTUCKET (AAA)	PORTLAND (AA)	SALEM (A+)	GREENVILLE (A-)	LOWELL (Short-A)
LHP Brian Johnson	3B Carlos Asuaje	1B Sam Travis	RHP Mario Alcantara	CF Luis Alex. Basabe
OF Jackie Bradley Jr.	RHP William Cuevas		SS Mauricio Dubon	3B Victor Acosta
	SS Marco Hernandez		SS Javier Guerra	2B Chad De La Guerra
	LHP Robby Scott		RHP Michael Kopech	RHP Edwar Garcia
	1B Jantzen Witte		LF Derek Miller	1B Josh Ockimey
	RHP Madison Younginer		C Ben Moore	
			INF Yoan Moncada	
			C Jordan Procyshen	

## Minor League Year-End All-Stars

**GREENVILLE (A-)**  
INF Yoan Moncada

## Minor League Pitchers and Players of the Week

PAWTUCKET (AAA)	PORTLAND (AA)	SALEM (A+)
LHP Brian Johnson, 4/20-26	3B Oscar Tejeda, 5/11-17	1B Sam Travis, 4/27-5/3
	RHP Aaron Wilkerson, 8/17-23	RHP Teddy Stankiewicz, 5/25-31
	CF Manuel Margot, 8/31-9/7	RHP Teddy Stankiewicz, 6/29-7/5
GREENVILLE (A-)	LOWELL (Short-A)	
RHP Michael Kopech, 4/20-26	OF Andrew Benintendi	
SS Javier Guerra, 7/6-12		

## All-Star Futures Game

Red Sox prospects OF Manuel Margot and 3B Rafael Devers were selected to play for the World Team in the SiriusXM All-Star Future Game on July 12 at Great American Ball Park in Cincinnati, OH. Margot started in center field and went 0-for-2 at the plate. Devers entered the game at 3B in the 6th inning as a defensive replacement and went hitless in two at-bats.





# ORGANIZATIONAL LEADERS

## BATTING TOP 10 (AVG)

BATTER	CLUB	AVG	G	AB	R	H	HR	RBI
<b>Travis, Sam</b>	<b>SAL/POR</b>	<b>.307</b>	<b>131</b>	<b>489</b>	<b>70</b>	<b>150</b>	<b>9</b>	<b>78</b>
Hernandez, Marco	POR/PAW	.305	114	463	57	141	9	53
Devers, Rafael	GVL	.288	115	469	71	135	11	70
<b>Dubon, Mauricio</b>	<b>GVL/SAL</b>	<b>.288</b>	<b>120</b>	<b>473</b>	<b>70</b>	<b>136</b>	<b>5</b>	<b>47</b>
Longhi, Nick	GVL	.281	115	442	52	124	7	62
<b>Heller, Kevin</b>	<b>SAL/POR</b>	<b>.279</b>	<b>106</b>	<b>351</b>	<b>44</b>	<b>98</b>	<b>7</b>	<b>57</b>
Guerra, Javier	GVL	.279	116	434	64	121	15	68
<b>Margot, Manuel</b>	<b>SAL/POR</b>	<b>.276</b>	<b>110</b>	<b>439</b>	<b>73</b>	<b>121</b>	<b>6</b>	<b>50</b>
<b>Meyers, Mike</b>	<b>GVL/SAL</b>	<b>.274</b>	<b>109</b>	<b>412</b>	<b>64</b>	<b>113</b>	<b>6</b>	<b>43</b>
Craig, Allen	PAW	.274	93	343	29	94	4	30

## PITCHING TOP 10 (ERA)

PITCHER	CLUB	W-L	ERA	IP	H	BB	SO
Bautista, Gerson	GCL	3-3	2.77	52.0	36	27	41
<b>Wilkerson, Aaron</b>	<b>GVL/SAL/POR</b>	<b>11-3</b>	<b>3.10</b>	<b>136.2</b>	<b>107</b>	<b>39</b>	<b>137</b>
Owens, Henry	PAW	3-8	3.16	122.1	84	56	103
Cuevas, William	POR/PAW	11-7	3.17	136.1	113	55	128
Gonzalez, Daniel	LOW	3-3	3.29	63.0	61	16	51
Almonte, Jose	LOW	3-3	3.43	65.2	38	38	64
<b>McAvoy, Kevin</b>	<b>SAL</b>	<b>11-9</b>	<b>3.89</b>	<b>141.0</b>	<b>136</b>	<b>71</b>	<b>82</b>
<b>Buttrey, Ty</b>	<b>GVL/SAL</b>	<b>9-10</b>	<b>3.92</b>	<b>137.2</b>	<b>134</b>	<b>48</b>	<b>103</b>
<b>Stankiewicz, Teddy</b>	<b>SAL</b>	<b>5-11</b>	<b>4.01</b>	<b>141.1</b>	<b>149</b>	<b>32</b>	<b>77</b>
Beeks, Jalen	GVL	9-7	4.32	145.2	156	28	100

## HOME RUNS

Chavis, Michael	GVL	16
Guerra, Javier	GVL	15
Benintendi, Andrew	LOW/GVL	11
Devers, Rafael	GVL	11
4 others tied at 9.		

## RBI

<b>Travis, Sam</b>	<b>SAL/POR</b>	<b>78</b>
Devers, Rafael	GVL	70
Guerra, Javier	GVL	68
Longhi, Nick	GVL	62
Asuaje, Carlos	POR	61

## STOLEN BASES

Moncada, Yoan	GVL	49
<b>Margot, Manuel</b>	<b>SAL/POR</b>	<b>39</b>
Berry, Quintin	PAW	35
<b>Dubon, Mauricio</b>	<b>GVL/SAL</b>	<b>30</b>
<b>Lin, Tzu-Wei</b>	<b>SAL/POR</b>	<b>23</b>

## WINS

Cuevas, William	POR/PAW	11
<b>McAvoy, Kevin</b>	<b>SAL</b>	<b>11</b>
<b>Wilkerson, Aaron</b>	<b>GVL/SAL/POR</b>	<b>11</b>
5 others tied at 9.		

## SAVES

<b>Maddox, Austin</b>	<b>SAL</b>	<b>10</b>
Poyner, Bobby	LOW	9
<b>McEachern, Kuehl</b>	<b>GVL/SAL</b>	<b>10</b>
Hembree, Heath	PAW	8
<b>Shepherd, Chandler</b>	<b>GVL/SAL</b>	<b>7</b>

## STRIKEOUTS

<b>Wilkerson, Aaron</b>	<b>GVL/SAL/POR</b>	<b>137</b>
Cuevas, William	POR/PAW	128
<b>Buttrey, Ty</b>	<b>SAL</b>	<b>103</b>
Owens, Henry	PAW	103
Beeks, Jalen	GVL	100

## TEAM STATISTICS

TEAM BATTING	AVG	AB	R	H	HR	BB	SO	SB	CS
Greenville	.268	4884	699	1311	88	409	1118	182	51
<b>Salem</b>	<b>.258</b>	<b>4536</b>	<b>540</b>	<b>1171</b>	<b>55</b>	<b>434</b>	<b>950</b>	<b>152</b>	<b>71</b>
Portland	.251	4759	539	1194	66	401	919	86	59
GCL Red Sox	.249	1822	259	453	9	248	424	68	28
Pawtucket	.238	4857	508	1157	95	472	1104	102	26
Lowell	.237	2539	344	603	31	251	649	89	28
TEAM PITCHING	W-L	ERA	H	CG	SHO	SV	HR	BB	SO
GCL Red Sox	41-17	2.28	423	0	12	23	13	172	414
Lowell	37-39	3.61	635	1	4	20	36	285	553
<b>Salem</b>	<b>66-73</b>	<b>3.69</b>	<b>1116</b>	<b>1</b>	<b>12</b>	<b>38</b>	<b>73</b>	<b>419</b>	<b>847</b>
Pawtucket	59-85	3.73	1213	3	7	29	84	479	1013
Greenville	72-68	3.93	1306	1	8	30	98	352	940
Portland	53-89	4.30	1251	0	5	23	93	511	949





# Boston Red Sox

Fenway Park  
4 Yawkey Way  
Boston, MA 02215  
(877) REDSOX9

**President of Baseball Operations:** Dave Dombrowski  
**Manager:** John Farrell

**Coaches:** Chili Davis, Victor Rodriguez, Carl Willis, Ruben Amaro, Brian Butterfield, Torey Lovullo, Bob Kipper, Dana LeVangies

## Pawtucket Red Sox

McCoy Stadium  
Ben Mondor Way  
Pawtucket, RI 02890  
(401) 724-7305

**Media Contact:**  
Bill Wanless  
BWanless@PawSox.com



## Portland Sea Dogs

Hadlock Field  
271 Park Avenue  
Portland, ME 04102  
(207) 874-9300

**Media Contact:**  
Chris Cameron  
CCameron@SeaDogs.com



## Salem Red Sox

LewisGale Field  
1004 Texas Street  
Salem, VA 24153  
(540) 389-3333

**Media Contact:**  
Kevin Burke  
KBurke@SalemSox.com



## Greenville Drive

Fluor Field at the West End  
945 South Main Street  
Greenville, SC 29601  
(864) 240-4504

**Media Contact:**  
Cameron White  
Cameron.White@GreenvilleDrive.com



## Lowell Spinners

LeLacheur Park  
450 Aiken Street  
Lowell, MA 01854  
(978) 805-5117

**Media Contact:**  
Jon Boswell  
JBoswell@LowellSpinners.com



## GCL Red Sox

JetBlue Park  
1500 Fenway South Drive  
Fort Myers, FL 33913  
(239) 226-6158

**Media Contact:**  
Katie Haas



## DSL Red Sox

carr. Mella KM 23.5  
El Toro, DR  
(809) 450-5400

**Media Contact:**  
Jesus Alou





# PAWTUCKET RED SOX

Ben Mondor Way, Pawtucket, RI 02860  
 (401) 724-7305  
 www.PawSox.com

## 2016 SCHEDULE

4/7-10	vs Buffalo	6/20-23	vs Syracuse
4/11-13	vs Scranton/WB	6/24-26	vs Scranton/WB
4/14-15	@ Lehigh Valley	6/27-29	@ Rochester
4/16-17	@ Buffalo	6/30-7/3	vs Columbus
4/18-21	@ Rochester	7/4-6	@ Charlotte
4/22-24	vs Lehigh Valley	7/7-10	@ Durham
4/25-26	vs Syracuse	7/14-17	vs Charlotte
4/28-5/1	@ Syracuse	7/18-20	@ Toledo
5/2-4	@ Lehigh Valley	7/21-24	@ Columbus
5/5-8	vs Rochester	7/25-28	vs Rochester
5/9-12	@ Scranton/WB	7/29-31	vs Scranton/WB
5/13-15	vs Gwinnett	8/2-4	@ Rochester
5/16-18	vs Norfolk	8/5-7	vs Buffalo
5/19-22	@ Buffalo	8/9-11	vs Durham
5/24-26	vs Lehigh Valley	8/12-14	@ Buffalo
5/27-29	vs Indianapolis	8/15-17	@ Lehigh Valley
5/30-6/1	@ Gwinnett	8/18-21	@ Scranton/WB
6/2-5	@ Norfolk	8/22-23	vs Syracuse
6/6-9	vs Toledo	8/24-25	vs Lehigh Valley
6/10-12	vs Louisville	8/26-29	@ Syracuse
6/14-16	@ Indianapolis	8/30-31	@ Lehigh Valley
6/17-19	@ Louisville	9/1-3	vs Syracuse
		9/4-5	vs Buffalo

### North

Buffalo (TOR)  
 Lehigh Valley (PHI)  
 Pawtucket (BOS)  
 Rochester (MIN)  
 Scranton/WB (NYY)  
 Syracuse (WSH)

### South

Charlotte (CWS)  
 Durham (TB)  
 Gwinnett (ATL)  
 Norfolk (BAL)

### West

Columbus (CLE)  
 Indianapolis (PIT)  
 Louisville (CIN)  
 Toledo (DET)

## 2015 International League North Standings

	W	L	PCT	GB
Scranton/WB (NYY)	81	63	.563	--
Rochester (MIN)	77	67	.535	4.0
Buffalo (NYM)	68	76	.472	13.0
Syracuse (WSH)	66	78	.458	15.0
Lehigh Valley (PHI)	63	81	.438	18.0
<b>Pawtucket (BOS)</b>	<b>59</b>	<b>85</b>	<b>.410</b>	<b>22.0</b>

### 2015 Playoffs

Indianapolis (PIT) def. Scranton/WB (NYY) 3-0  
 Columbus (CLE) def. Norfolk (BAL) 3-2

Columbus def. Indianapolis 3-2

Chairman..... Larry Lucchino  
 Vice Chairman..... Mike Tamburro  
 President..... Charles Steinberg  
 Senior Vice President/General Manager..... Dan Rea  
 VP Communications/Community Relations..... Bill Wanless

Manager..... Kevin Boles  
 Pitching Coach..... Bob Kipper  
 Hitting Coach..... Rich Gedman  
 Coach..... Bruce Crabbe

Ballpark..... McCoy Stadium (10,031)  
 2015 Attendance..... 6,572 (9th/14)  
 Radio Broadcasters..... Josh Maurer/Will Fleming

## 2015 STATISTICAL LEADERS

### Batting (min. 70 games)

Average.....	.305	(Jackie Bradley Jr.)
On-Base Percentage.....	.382	(Jackie Bradley Jr.)
Slugging Percentage.....	.472	(Jackie Bradley Jr.)
Home Runs.....	9	(Jackie Bradley Jr.)
RBI.....	36	(Quintin Berry)
Hits.....	96	(Deven Marrero)
Runs.....	49	(Deven Marrero)
Doubles.....	18	(Jackie Bradley Jr.)
Triples.....	2	(Three Players)
Walks.....	51	(Quintin Berry)
Strikeouts.....	100	(Garin Cecchini)
Stolen Bases.....	35	(Quintin Berry)

### Pitching (min. 20 app)

Wins.....	9	(Brian Johnson)
Losses.....	10	(Three Players)
Saves.....	8	(Heath Hembree)
ERA.....	1.89	(Dayan Diaz)
Innings Pitched.....	124.2	(Keith Couch)
Hits Allowed.....	152	(Keith Couch)
Earned Runs Allowed.....	85	(Keith Couch)
Walks.....	56	(Henry Owens)
Strikeouts.....	103	(Henry Owens)
Double Plays.....	18	(Zeke Spruill)
Average Against.....	.193	(Henry Owens)





# PORTLAND SEA DOGS

271 Park Avenue, Portland, ME 04102  
 (207) 874-9300  
 www.SeaDogs.com

## 2016 SCHEDULE

4/7-10	@ Reading	6/21-23	vs Harrisburg
4/11-13	@ Trenton	6/24-26	vs Reading
4/14-17	vs Hartford	6/27-29	@ Trenton
4/18-20	vs Trenton	6/30-7/3	vs Hartford
4/22-24	@ Hartford	7/4-7	@ New Hampshire
4/25-27	@ Binghamton	7/8-10	@ Hartford
4/29-5/1	vs Reading	7/14-17	vs New Hampshire
5/2-5	vs Binghamton	7/18-20	@ Trenton
5/6-8	@ Reading	7/21-24	vs Binghamton
5/9-11	@ New Hampshire	7/25-27	vs Trenton
5/12-15	vs Binghamton	7/28-31	@ Binghamton
5/16-18	vs New Hampshire	8/2-4	vs Erie
5/20-22	@ Altoona	8/5-7	vs Akron
5/23-26	@ Harrisburg	8/9-11	@ Erie
5/27-30	vs Hartford	8/12-14	@ Akron
5/31-6/2	vs Reading	8/16-18	vs Altoona
6/3-6	@ Hartford	8/19-21	@ Binghamton
6/7-9	vs Bowie	8/22-24	vs New Hampshire
6/10-12	vs Richmond	8/25-28	vs Trenton
6/14-16	@ Bowie	8/29-9/1	@ Reading
6/17-19	@ Richmond	9/2-5	@ New Hampshire

### Eastern

Binghamton (NYM)  
 Hartford (COL)  
 New Hampshire (TOR)  
 Portland (BOS)  
 Reading (PHI)  
 Trenton (NYY)

### Western

Akron (CLE)  
 Altoona (PIT)  
 Bowie (BAL)  
 Erie (DET)  
 Harrisburg (WSH)  
 Richmond (SF)

### 2015 Eastern League Eastern Standings

	W	L	PCT	GB
Reading (PHI)	80	61	.567	--
Binghamton (NYM)	77	64	.546	3.0
Trenton (NYY)	71	71	.500	9.5
New Britain (COL)	69	71	.493	10.5
New Hampshire (TOR)	69	71	.493	10.5
<b>Portland (BOS)</b>	<b>53</b>	<b>89</b>	<b>.373</b>	<b>27.5</b>

### 2015 Playoffs

Bowie (BAL) def. Altoona (PIT) 3-1  
 Reading (PHI) def. Binghamton (NYM) 3-0

Bowie def. Reading 3-2

Chairman ..... Bill Burke  
 President ..... Charlie Eshbach  
 Executive VP/General Manager ..... Geoff Iacuesa  
 Senior Vice President ..... John Kameisha  
 Assistant GM/Director of Media Relations... Chris Cameron

Manager ..... Carlos Febles  
 Pitching Coach ..... Kevin Walker  
 Hitting Coach ..... Jon Nunnally  
 Trainer ..... Eric Velazquez

Ballpark ..... Hadlock Field (7,368)  
 2015 Attendance ..... 5,497 (3rd/12)  
 Radio Broadcaster ..... Mike Antonellis

## 2015 STATISTICAL LEADERS

### Batting (min. 70 games)

Average ..... .283 (Jantzen Witte)  
 On-Base Percentage ..... .363 (Jantzen Witte)  
 Slugging Percentage ..... .414 (Jantzen Witte)  
 Home Runs ..... 9 (Keury De La Cruz)  
 RBI ..... 61 (Carlos Asuaje)  
 Hits ..... 124 (Carlos Asuaje)  
 Runs ..... 60 (Carlos Asuaje)  
 Doubles ..... 25 (Jantzen Witte)  
 Triples ..... 7 (Carlos Asuaje)  
 Walks ..... 56 (Carlos Asuaje)  
 Strikeouts ..... 95 (Keury De La Cruz)  
 Stolen Bases ..... 19 (Manuel Margot)

### Pitching (min. 20 app)

Wins ..... 8 (Madison Younginer/William Cuevas)  
 Losses ..... 16 (Justin Haley)  
 Saves ..... 5 (Kyle Martin/Jorge Marban)  
 ERA ..... 1.36 (Jorge Marban)  
 Innings Pitched ..... 136.2 (Luis Diaz)  
 Hits Allowed ..... 156 (Luis Diaz)  
 Earned Runs Allowed ..... 83 (Luis Diaz)  
 Walks ..... 59 (Luis Diaz)  
 Strikeouts ..... 95 (Justin Haley)  
 Double Plays ..... 16 (Justin Haley)  
 Average Against ..... .168 (Pat Light)





# GREENVILLE DRIVE

945 South Main St., Greenville, SC 29601

(864) 240-4500

www.GreenvilleDrive.com

## 2016 SCHEDULE

4/7-10	vs Asheville	6/23-26	vs Lakewood
4/11-13	vs West Virginia	6/27-29	@ Charleston
4/14-17	@ Columbia	6/30-7/3	vs Asheville
4/18-20	@ Hickory	7/4-6	@ Rome
4/21-24	vs Columbia	7/7-10	@ Lexington
4/26-28	@ Delmarva	7/12-14	vs Greensboro
4/29-5/2	@ Lakewood	7/15-18	vs Hagerstown
5/4-6	vs Augusta	7/20-22	@ Greensboro
5/7-10	vs Columbia	7/23-26	@ Asheville
5/12-15	@ Augusta	7/28-31	vs Rome
5/16-18	vs Charleston	8/1-3	vs Asheville
5/19-22	vs Lexington	8/4-7	@ Charleston
5/23-25	@ Asheville	8/8-10	@ Columbia
5/26-29	@ Rome	8/11-14	vs Charleston
5/30-6/1	vs Charleston	8/16-18	vs Kannapolis
6/2-4	@ Asheville	8/19-22	@ Charleston
6/6-8	@ Kannapolis	8/23-25	@ Augusta
6/9-12	vs Augusta	8/26-28	vs Asheville
6/13-15	vs Hickory	8/30-9/1	vs Rome
6/16-19	@ Hagerstown	9/2-5	@ West Virginia

### Northern

Delmarva (BAL)  
Greensboro (MIA)  
Hagerstown (WSH)  
Hickory (TEX)  
Kannapolis (CWS)  
Lakewood (PHI)  
West Virginia (PIT)

### Southern

Asheville (COL)  
Augusta (SF)  
Charleston (NYY)  
Columbia (COL)  
Greenville (BOS)  
Lexington (KC)  
Rome (ATL)

## 2015 South Atlantic League Southern Standings

	W	L	PCT	GB
Savannah (NYM)	84	53	.613	--
Asheville (COL)	72	67	.518	13.0
<b>Greenville (BOS)</b>	<b>72</b>	<b>68</b>	<b>.514</b>	<b>13.5</b>
Augusta (SF)	65	73	.471	19.5
Charleston (NYY)	66	74	.471	19.5
Lexington (KC)	58	80	.420	26.5
Rome (ATL)	58	82	.414	27.5

### 2015 Playoffs

Asheville (COL) def. Savannah (NYM) 2-1  
Hickory (TEX) def. West Virginia (PIT) 2-1  
Hickory def. Asheville 3-0

Owner/President..... Craig Brown  
General Manager ..... Eric Jarinko  
Executive Vice President ..... Nate Lipscomb  
Media Relations Manager ..... Cameron White

Manager..... Darren Fenster  
Pitching Coach..... Walter Miranda  
Hitting Coach..... Lee May, Jr.  
Trainer ..... Nick Faciana

Ballpark ..... Fluor Field at the West End (5,700)  
2015 Attendance..... 5,100 (3rd/14)  
Radio Broadcaster ..... Ed Jenson

## 2015 STATISTICAL LEADERS

### Batting (min. 70 games)

Average .....	.296 (Mike Meyers)
On-Base Percentage .....	.380 (Yoan Moncada)
Slugging Percentage.....	.449 (Javier Guerra)
Home Runs.....	16 (Michael Chavis)
RBI.....	70 (Rafael Devers)
Hits.....	135 (Rafael Devers)
Runs .....	71 (Rafael Devers)
Doubles.....	38 (Rafael Devers)
Triples.....	6 (Mike Meyers)
Walks.....	42 (Yoan Moncada)
Strikeouts.....	144 (Michael Chavis)
Stolen Bases .....	49 (Yoan Moncada)

### Pitching (min. 20 app)

Wins.....	9 (Jalen Beeks/Dedgar Jimenez)
Losses ....	9 (Jeffry Fernandez/Dedgar Jimenez)
Saves .....	9 (Kuehl McEachern)
ERA.....	2.52 (Kuehl McEachern)
Innings Pitched.....	145.2 (Jalen Beeks)
Hits Allowed .....	160 (Dedgar Jimenez)
Earned Runs Allowed .....	76 (Jeffry Fernandez)
Walks .....	46 (Jeffry Fernandez)
Strikeouts.....	100 (Jalen Beeks)
Double Plays .....	18 (Dedgar Jimenez)
Average Against .....	.222 (Ryan Harris)



# LOWELL SPINNERS

450 Aiken Street, Lowell, MA 01854  
 (978) 805-5117  
 www.LowellSpinners.com

## 2016 SCHEDULE

6/17-18	vs Vermont	7/28-30	vs Batavia
6/19-21	vs Williamsport	7/31-8/2	@ Tri-City
6/22-24	@ Hudson Valley	8/3-5	vs Vermont
6/25-27	vs Tri-City	8/6-8	@ Staten Island
6/28-30	@ Connecticut	8/9-11	vs Tri-City
7/1-3	vs Aberdeen	8/12-14	@ Aberdeen
7/4-6	@ Auburn	8/17-19	vs Connecticut
7/8-10	vs Connecticut	8/20-22	vs Brooklyn
7/11-13	vs Staten Island	8/23-25	@ Vermont
7/14-16	@ Brooklyn	8/26-28	@ Tri-City
7/17-19	vs State College	8/29-31	vs Hudson Valley
7/21-23	@ Mahoning Valley	9/1-3	@ Connecticut
7/24-26	@ West Virginia	9/4-5	@ Vermont

Owner/CEO ..... Drew Weber  
 President/General Manager ..... Tim Bawmann  
 Assistant General Manager ..... Justin Williams  
 Director of Media Relations ..... TBD

Manager ..... Iggy Suarez  
 Pitching Coach ..... Lance Carter  
 Hitting Coach ..... Wilton Veras  
 Trainer ..... Scott Gallon

Ballpark ..... LeLachur Park (5,030)  
 2015 Attendance ..... 3,796 (5th/14)  
 Radio Broadcaster ..... John Leahy

McNamara	Pinckney	Stedler
Aberdeen (BAL)	Auburn (WSH)	Connecticut (DET)
Brooklyn (NYM)	Batavia (MIA)	Lowell (BOS)
Hudson Valley (TB)	Mahoning Valley (CLE)	Tri-City (HOU)
Staten Island (NYY)	State College (STL)	Vermont (OAK)
	West Virginia (PIT)	
	Williamsport (PHI)	

### New York-Penn League Stedler

	W	L	PCT	GB
Tri-City (HOU)	42	33	.560	--
<b>Lowell (BOS)</b>	<b>37</b>	<b>39</b>	<b>.487</b>	<b>5.5</b>
Connecticut (DET)	35	38	.479	6.0
Vermont (OAK)	33	42	.440	9.0

### 2015 Playoffs

Staten Island (NYY) def. Tri-City (HOU) 2-0  
 West Virginia (PIT) def. Williamsport (PHI) 2-1

West Virginia def. Staten Island 2-0

## 2015 STATISTICAL LEADERS

### Batting (min. 35 games)

Average .....	.290 (Andrew Benintendi)
On-Base Percentage .....	.408 (Andrew Benintendi)
Slugging Percentage .....	.540 (Andrew Benintendi)
Home Runs ..	7 (Andrew Benintendi/Luis A. Basabe)
RBI .....	38 (Josh Ockimey)
Hits .....	59 (Chad De La Guerra)
Runs .....	36 (Luis Alexander Basabe)
Doubles .....	16 (Victor Acosta)
Triples .....	4 (Andrew Benintendi)
Walks .....	32 (Luis Alexander Basabe)
Strikeouts .....	78 (Josh Ockimey)
Stolen Bases .....	15 (Luis Alexander Basabe)

### Pitching (min. 10 app)

Wins .....	7 (Matt Kent)
Losses .....	5 (Javier Rodriguez)
Saves .....	10 (Bobby Poyner)
ERA .....	1.86 (Matt Kent)
Innings Pitched .....	65.2 (Jose Almonte)
Hits Allowed .....	61 (Daniel Gonzalez)
Earned Runs Allowed .....	29 (Javier Rodriguez)
Walks .....	38 (Jose Almonte)
Strikeouts .....	64 (Jose Almonte)
Double Plays ...	7 (Jose Almonte/Taylor Nunez)
Average Against .....	.171 (Jose Almonte)



## GCL RED SOX

1500 Fenway South Drive  
Fort Myers, FL 33913  
(239) 226-6158

In his second season as manager of the Gulf Coast Red Sox, Tom Kotchman led the club to its second consecutive GCL championship and a first place finish in the league's South Division at 41-17.

The Red Sox defeated the GCL Cardinals in the first round of the playoffs before defeating the GCL Blue Jays 2-0, in the best-of-three finals.

GCL Red Sox hurlers led the league and the Red Sox system with a 2.28 ERA and ranked first in the GCL in saves with 23.

Star pitching prospect Anderson Espinoza led the staff, posting a 0.68 ERA in 10 starts. Espinoza allowed just five runs, three earned, in 40 innings of work. The righthander struck out 40 hitters compared to just nine walks.

Offensively, the club hit .249 as a team, led the league with 248 walks, and ranked fifth with 68 stolen bases.

Andy Perez was one of the threats offensively for the GCL Red Sox, hitting .355 in 26 games with 18 RBI. Roldani Baldwin led the team with 25 RBI in 47 games while also pacing the squad with a .288 average.

Combined with the 2014 championship team, the GCL Sox have posted 77 wins the last two seasons, five more than their closest competition (Phillies, 72).

### Gulf Coast League Southern

	W	L	PCT	GB
<b>GCL Red Sox</b>	<b>41</b>	<b>17</b>	<b>.707</b>	<b>--</b>
GCL Orioles	34	25	.576	7.5
GCL Twins	27	32	.458	14.5
GCL Rays	16	44	.267	26.0

### 2015 Playoffs

**GCL Red Sox** def. GCL Cardinals 1-0

GCL Blue Jays def. GCL Tigers 1-0

**GCL Red Sox** def. GCL Blue Jays 2-0

Manager.....	Tom Kotchman
Pitching Coach.....	Dick Such
Hitting Coach.....	Junior Zamora
Coach.....	Dave Tomlin
Trainer.....	David Herrera
Strength and Conditioning.....	Ben Chadwick
Ballpark.....	JetBlue Park (10,823)

## 2015 STATISTICAL LEADERS

### Batting (min. 29 games)

Average.....	.288 (Roldani Baldwin)
On-Base Percentage.....	.399 (Jerry Downs)
Slugging Percentage.....	.397 (Roldani Baldwin)
Home Runs.....	3 (Roldani Baldwin)
RBI.....	25 (Roldani Baldwin)
Hits.....	45 (Roldani Baldwin)
Runs.....	23 (Jerry Downs)
Doubles.....	8 (Jerry Downs)
Triples.....	4 (Trent Kemp)
Walks.....	24 (Rafael Oliveras/Trent Kemp)
Strikeouts.....	46 (Yoan Aybar)
Stolen Bases.....	11 (Tyler Hill)

### Pitching (min. 10 app)

Wins.....	6 (Enmanuel De Jesus)
Losses.....	3 (Gerson Bautista)
Saves.....	6 (Yankory Pimentel)
ERA.....	0.68 (Anderson Espinoza)
Innings Pitched.....	52.0 (Gerson Bautista)
Hits Allowed.....	41 (Jalen Williams)
Earned Runs Allowed.....	16 (Gerson Bautista)
Walks.....	27 (Gerson Bautista)
Strikeouts.....	42 (Yankory Pimentel)
Double Plays.....	8 (Jalen Williams)
Average Against.....	.170 (Anderson Espinoza)

## RED SOX TOP 30 PROSPECTS

## BASEBALL AMERICA

RANK	NAME/POSITION
1.	Yoan Moncada, 2B
2.	Rafael Devers, 3B
3.	Andrew Benintendi, OF
4.	Anderson Espinoza, RHP
5.	Michael Kopech, RHP
6.	Brian Johnson, LHP
7.	Sam Travis, 1B
8.	Deven Marrero, SS
9.	Luis Alexander Basabe, OF
10.	Michael Chavis, 3B
11.	Pat Light, RHP
12.	Marco Hernandez, SS
13.	Mauricio Dubon, 2B
14.	Nick Longhi, 1B/OF
15.	Wendell Rijo, 2B
16.	Travis Lakins, RHP
17.	Trey Ball, LHP
18.	Ty Buttrey, RHP
19.	Williams Jerez, LHP
20.	Teddy Stankiewicz, RHP
21.	Kevin McAvoy, RHP
22.	Yoan Aybar, OF
23.	Josh Ockimey, 1B
24.	Roniel Raudes, RHP
25.	Luis Ysla, LHP
26.	Noe Ramirez, RHP
27.	Jonathan Aro, RHP
28.	Sean Coyle, 2B
29.	Josh Pennington, RHP
30.	Garin Cecchini, OF/3B

## MLB PIPELINE

RANK	NAME/POSITION
1.	Yoan Moncada, 2B
2.	Rafael Devers, 3B
3.	Andrew Benintendi, OF
4.	Anderson Espinoza, RHP
5.	Michael Kopech, RHP
6.	Brian Johnson, LHP
7.	Sam Travis, 1B
8.	Luis Alexander Basabe, OF
9.	Deven Marrero, SS
10.	Michael Chavis, 3B
11.	Travis Lakins, RHP
12.	Mauricio Dubon, 2B
13.	Marco Hernandez, SS
14.	Roniel Raudes, RHP
15.	Pat Light, RHP
16.	Josh Ockimey, 1B
17.	Nick Longhi, 1B/OF
18.	Wendell Rijo, 2B
19.	Trey Ball, LHP
20.	Williams Jerez, LHP
21.	Luis Ysla, LHP
22.	Yoan Aybar, OF
23.	Henry Ramos, OF
24.	Marc Brakeman, RHP
25.	Austin Rei, C
26.	Ty Buttrey, RHP
27.	Kevin Steen, RHP
28.	Kyle Martin, RHP
29.	Chandler Shepherd, RHP
30.	Bryce Brentz, OF

## SOXPROSPECTS.COM

RANK	NAME/POSITION
1.	Yoan Moncada, 2B
2.	Rafael Devers, 3B
3.	Anderson Espinoza, RHP
4.	Andrew Benintendi, OF
5.	Michael Kopech, RHP
6.	Brian Johnson, LHP
7.	Sam Travis, 1B
8.	Luis Alexander Basabe, OF
9.	Deven Marrero, SS
10.	Michael Chavis, 3B
11.	Marco Hernandez, SS
12.	Travis Lakins, RHP
13.	Mauricio Dubon, 2B
14.	Nick Longhi, 1B/OF
15.	Trey Ball, LHP
16.	Pat Light, RHP
17.	Williams Jerez, LHP
18.	Luis Ysla, LHP
19.	Christopher Acosta, RHP
20.	Wendell Rijo, 2B
21.	Yoan Aybar, OF
22.	Kyle Martin, RHP
23.	Teddy Stankiewicz, RHP
24.	Henry Ramos, OF
25.	Austin Rei, C
26.	Austin Glorious, RHP
27.	Jalen Beeks, LHP
28.	Chandler Shepherd, RHP
29.	Ty Buttrey, RHP
30.	Noe Ramirez, RHP

## Baseball America Prospect Handbook on Yoan Moncada



"When Major League Baseball declared Moncada, a 19-year-old Cuban sensation, free to sign with any club in February 2015, it incited a bidding war. His workout in late 2014 brought hundreds of evaluators to Guatemala and led to additional rounds of private workouts. The Red Sox decided to go all-in on Moncada after working him out in Fort Myers, Fla., in February 2015. In that session he took live batting practice against five different pitchers as a test of his offensive approach against an array of offerings. In the end, Boston was convinced Moncada's skill set would make him a potential No. 1 overall pick if he were draft eligible, so they spent \$63 million to sign him. Their bill included a \$31.5 million bonus and an MLB-issued \$31.5 million tax penalty for obliterating bonus pool allotments.

Assigned in May to Greenville to considerable fanfare in 2015 that included MLB authenticators, Moncada initially struggled in his first game activity in more than a year, hitting just .200 through 25 games. But when he returned from the South Atlantic League all-star break, he played with a renewed freedom and aggressiveness after a move to the leadoff spot, asserting himself as one of the most dynamic talents in the minors. He hit .310/.415/.500 with 25 extra-base hits and 45 steals in 48 attempts over his final 56 games. "I haven't seen a player make those types of strides...in such a short period of time," one evaluator said."





# TEAM HISTORY

## SALEM IN THE CAROLINA LEAGUE

In 1968, the Salem Athletic Club, owner of the franchise in the short-season Appalachian League, moved the franchise to the full-season Carolina League. Don Hoak, former Pittsburgh third baseman was named manager. The Team kept the Rebels nickname and was affiliated with the Pittsburgh Pirates. The Rebels won the Western Division pennant with an 85-55 record, the only team in the division with a winning record, but lost to the Lynchburg White Sox in the playoffs. On July 15th, Salem hosted the Carolina League All-Star game, the first time it was held outside of North Carolina since 1949. Johnny Jeter hit a two-run homer to pace Salem to a 6-1 victory over the Carolina League All-Stars.

The Rebels nicknamed was retired after the 1971 season and the team was named the Pirates to reflect their affiliation with the Pittsburgh organization. Salem finished in third place in the first half with a 33-34 record. The Pirates turned it around in the second half with a 46-24 record to win the pennant. In the playoffs, Salem defeated the Burlington Rangers in three games to win the Mills Cup. Outfielder Dave Parker became the third consecutive Salem player to lead the league in batting with a .310 average. He also led the league with 162 hits, 30 doubles, 101 RBI, 91 runs scored and 38 stolen bases. He missed winning the triple crown by a single home run, but was still named the league's most valuable player. Doug Bair (15-7, 2.85 ERA in 24 starts) was named the Pitcher of the Year. He led the league with 15 complete games and struck out 186 batters in 180 innings pitched.

John Lipon, former Detroit Tigers and Boston Red Sox shortstop, was the new Pirates manager for the 1974 season. Salem won the first half with a 47-23 record and finished with a 40-27 record in the second half to win the pennant and Carolina League Championship. Lipon was named Carolina League Manager of the Year. Outfielder Miguel Dilone (.333) led the league with 177 hits, 140 singles, and 85 stolen bases and was named Carolina League Player of the Year. On August 23rd, right fielder Alfredo Edmead died as a result of a fractured skull suffered in a collision with second baseman Pablo Cruz. Edmead, 18, playing his first season in professional baseball, was considered the best outfield prospect in the Pittsburgh organization since Roberto Clemente.

Prior to the 1980 season, the Salem Athletic Club sold the team to a group led by Larry Schmittou from Nashville. Richard Sterban of the Oak Ridge Boys, Jerry Reed and Conway Twitty were among the other investors. The team was named the Redbirds despite remaining affiliated with Pittsburgh. The team drew 102,456 fans marking the first time the team drew in excess of 100,000 fans.

After the 1980 season, the Redbirds changed their affiliation from Pittsburgh to the San Diego Padres. The affiliation with the Padres lasted through the 1983 season with the most notable contest coming on May 19, 1983. The Redbirds defeated the Lynchburg Mets and Dwight Gooden 4-1 at Shea Stadium in New York, scoring all four runs in the ninth inning. The team was purchased after the 1982 season by Arthur Hecht, owner of a New York City advertising agency, and Stanley Waldshan, a management and business consultant in New York.

The Redbirds changed affiliations before the 1984 season, leaving the Padres to become an affiliate of the Texas Rangers. In three years as a Rangers affiliate, the Redbirds never made the playoffs and posted a combined 181-232-1 (.437) mark, including the second worst record in team history in 1986, when the team stumbled to a 45-93 record.

After the 1985 season, ownership asked permission to relocate the team to Charles Town, West Virginia. The league denied the request and the team was sold to Kelvin Bowles, a local investor from Franklin County. Bowles is credited as one of the men who save professional baseball in the Roanoke Valley.

Before the 1987 season, the team was renamed the Buccaneers as Salem signed a working agreement with the Pittsburgh Pirates after a six-year absence. Steve Demeter returned for his third tour as Salem manager and guided the team to a second half Northern Division pennant with a 47-23 record and a first place 80-59 record. The Bucs defeated the Hagerstown Suns in the Northern Division Finals and the Kinston Indians in four games to win the Mills Cup. The team drew 111,661 fans, the first time it drew in excess of 100,000 fans since 1980.

The Buccaneers won the Northern Division first half pennant with a 40-29 record in 1988, but faded to a 33-37 in the second half. The Buccaneers lost the divisional playoffs to the Lynchburg Red Sox. Salem has not won a first half pennant since the 1988 season.

The affiliation with the Pirates and the Buccaneers nickname ended after the 1994 season when Salem became a Colorado Rockies farm team and changed its name to the Avalanche. In the first season with Colorado, the team went 68-72, marking its best finish since 1988. In addition to the name and affiliation changes, a new ballpark came about



## SALEM IN THE CAROLINA LEAGUE

in 1995 in the form of Salem Memorial Ballpark. The first game was played on August 7, 1995, a 15-inning victory for Salem over the Frederick Keys, 3-2.

The organization had to wait until 1997 for its first winning record in a half as a Rockies affiliate, posting a 36-34 mark in the second half. Salem finished fourth overall in 1999 with a 69-69 record, the first time it did not have a losing record since 1988. Attendance was 206,012, the first time the organization drew in excess of 200,000 fans and the 17th time in 18 years that attendance increased.

Salem's 13-year playoff drought came to an end in the 2001 season as the squad finished with a 70-68 overall record. Salem finished with a 37-33 record in the second half and runner-up to Kinston, who won both halves. The Avalanches became the first wild card team to make the playoffs, defeating Kinston two games to one in three straight road games. Salem then defeated the Wilmington Blue Rocks three games to two to win the Mills Cup championship. John Lindsey was named MVP of the playoffs.

Salem changed its affiliated from the Colorado Rockies to the Houston Astros for the 2003 season, but remained as the Avalanche. In 2005, Salem tied Winston-Salem for the second half pennant, but lost the playoff game 6-5 at LewisGale Field.

Jim Pankovits was named manager in 2006, leading the team to a 76-61 record. Salem had a 44-23 mark in the second half to win the pennant, the first pennant since 1988. The Avalanche, though, were swept by Kinston in the Southern Division Finals. On June 27, Salem hosted the California/Carolina League All-Star Game, which the Carolina League won 6-3. On July 13, 2006, Kelvin Bowles ended his 20-year ownership of the franchise when he sold the team to Hardball Capital, an investment group from Atlanta.

The 2007 Avalanche went 79-60, winning the wild card and making a second straight playoff appearance. Salem defeated Kinston in the Southern Division Finals, but lost to the Frederick Keys three games to one in the Mills Cup. On December 10, Hardball Capital sold the team to the Fenway Sports Group of Boston.

Prior to the 2009 season, the team changed its affiliation from Houston to Boston and rebranded as the Salem Red Sox. The team went 35-35 in the second half to win the Southern Division Pennant. The Red Sox swept the Winston-Salem Dash in three games to advance to the Mills Cup, but were swept by the Lynchburg Hillcats in three games.

The Red Sox would not return to the playoffs until 2013 under manager Billy McMillon. Salem won 24 of its last 32 regular season games to finish with a 43-27 second half mark. The trend continued in the playoffs as the Red Sox swept the Myrtle Beach Pelicans and the Potomac Nationals to win the Mills Cup. Sean Coyle was named the MVP of the playoffs, going 2-for-3 with two doubles and four RBI in the clinching game of the Championship.

Salem, under new manager Carlos Febles, returned to the Carolina League playoffs in 2014 after a 68-68 regular season. The Red Sox, however, would fall to the Myrtle Beach Pelicans two games to one in the Southern Division finals.

OWNERS		AFFILIATIONS		NICKNAMES	
Salem Athletic Club	1968-79	Pittsburgh Pirates	1968-80	Rebels	1968-71
Larry Schmittou	1980-82	San Diego Padres	1981-83	Pirates	1972-80
Arthur Hecht/ Stanley Waldshan	1983-85	Texas Rangers	1984-86	Redbirds	1981-86
Kevin Bowles	1986-06	Pittsburgh Pirates	1987-94	Buccaneers	1987-94
Hardball Capital	2007	Colorado Rockies	1995-02	Avalanche	1995-08
Fenway Sports Group	2008-Today	Houston Astros	2003-08	Red Sox	2009-Today
		Boston Red Sox	2009-Today		

## POSTSEASON HISTORY (1968-PRESENT)

<b>1968</b>	<b>Western Division Quarterfinals</b> September 3 @ Salem:	<b>Lynchburg White Sox def. Salem Rebels 1-0</b> Lynchburg 5, Salem 4 (10)
<b>1969</b>	<b>Western Division Quarterfinals</b> September 2 @ High Point: September 3 @ Salem:	<b>Salem Rebels def. High Point-Thomasville Royals 2-0</b> Salem 2, High Point 1 Salem 11, High Point 0
	<b>Western Division Semifinals</b> September 5 @ Burlington: September 6 @ Salem:	<b>Burlington Senators def. Salem Rebels 2-0</b> Burlington 7, Salem 5 Burlington 2, Salem 1
<b>1972</b>	<b>Mills Cup Finals</b> August 31 @ Burlington: September 1 @ Salem: September 2 @ Salem:	<b>Salem Pirates def. Burlington Rangers 2-1</b> Burlington 2, Salem 1 (11) Salem 2, Burlington 1 Salem 6, Burlington 4
<b>1974</b>	<b>No Playoff Games</b>	<b>Salem Won both halves and Mills Cup</b>
<b>1981</b>	<b>Northern Division Finals</b> September 2 @ Hagerstown:	<b>Hagerstown Suns def. Salem Redbirds 1-0</b> Hagerstown 11, Salem 6
<b>1987</b>	<b>Northern Division Finals</b> August 31 @ Salem: September 1 @ Hagerstown:	<b>Salem Buccaneers def. Hagerstown Suns 2-0</b> Salem 5, Hagerstown 3 Salem 6, Hagerstown 5
	<b>Mills Cup Finals</b> September 2 @ Salem: September 3 @ Salem: September 4 @ Kinston: September 5 @ Kinston:	<b>Salem Buccaneers def. Kinston Indians 3-1</b> Salem 6, Kinston 2 Salem 7, Kinston 1 Kinston 4, Salem 2 Salem 5, Kinston 2
<b>1988</b>	<b>Northern Division Finals</b> September 1 @ Lynchburg: September 2 @ Salem: September 3 @ Salem:	<b>Lynchburg Red Sox def. Salem Buccaneers 2-1</b> Lynchburg 4, Salem 3 Salem 10, Lynchburg 2 Lynchburg 5, Salem 0
<b>2001</b>	<b>Southern Division Finals</b> September 3 @ Kinston: September 4 @ Kinston: September 5 @ Kinston:	<b>Salem Avalanche def. Kinston Indians 2-1</b> Salem 3, Kinston 0 Kinston 6, Salem 0 Salem 3, Kinston 1
	<b>Mills Cup Finals</b> September 6 @ Wilmington: September 7 @ Wilmington: September 8 @ Salem: September 9 @ Salem: September 10 @ Salem:	<b>Salem Avalanche def. Wilmington Blue Rocks 3-2</b> Salem 5, Wilmington 3 Wilmington 3, Salem 2 Salem 5, Wilmington 0 Wilmington 4, Salem 1 Salem 6, Wilmington 4

# POSTSEASON HISTORY (1968-PRESENT)

## 2006 Southern Division Finals

September 6 @ Salem:  
September 7 @ Kinston:

## Kinston Indians def. Salem Avalanche 2-0

Kinston 9, Salem 6  
Kinston 5, Salem 0

## 2007 Southern Division Finals

September 5 @ Kinston:  
September 6 @ Kinston:  
September 7 @ Kinston:

## Salem Avalanche def. Kinston Indians 2-1

Salem 10, Kinston 3  
Kinston 1, Salem 0  
Salem 5, Kinston 3

### Mills Cup Finals

September 8 @ Frederick:  
September 9 @ Frederick:  
September 10 @ Salem:  
September 11 @ Salem:

### Frederick Keys def. Salem Avalanche 3-1

Frederick 3, Salem 2  
Salem 8, Frederick 4  
Frederick 6, Salem 4  
Frederick 5, Salem 1

## 2009 Southern Division Finals

September 9 @ Winston-Salem:  
September 10 @ Winston-Salem:  
September 11 @ Salem:

## Salem Red Sox def. Winston-Salem Dash 3-0

Salem 7, Winston-Salem 2  
Salem 6, Winston-Salem 4 (11)  
Salem 6, Winston-Salem 4 (10)

### Mills Cup Finals

September 14 @ Lynchburg:  
September 15 @ Lynchburg:  
September 16 @ Salem:

### Lynchburg Hillcats def. Salem Red Sox 3-0

Lynchburg 9, Salem 2  
Lynchburg 5, Salem 4  
Lynchburg 8, Salem 7

## 2013 Southern Division Finals

September 4 @ Salem:  
September 5 @ Myrtle Beach:

## Salem Red Sox def. Myrtle Beach Pelicans 2-0

Salem 1, Myrtle Beach 0 (10)  
Salem 4, Myrtle Beach 3 (10)

### Mills Cup Finals

September 7 @ Potomac:  
September 8 @ Potomac:  
September 9 @ Salem:

### Salem Red Sox def. Potomac Nationals 3-0

Salem 5, Potomac 3  
Salem 4, Potomac 0  
Salem 6, Potomac 4

## 2014 Southern Division Finals

September 3 @ Myrtle Beach:  
September 4 @ Myrtle Beach:  
September 5 @ Myrtle Beach:

## Myrtle Beach Pelicans def. Salem Red Sox 2-1

Salem 3, Myrtle Beach 1 (10)  
Myrtle Beach 4, Salem 1  
Myrtle Beach 5, Salem 0

	HOME	ROAD	OVERALL	LAST MEETING
Carolina				Never
Frederick	0-2	1-1	1-3	2007 Mills Cup
Lynchburg	1-3	0-3	1-6	2009 Mills Cup
Myrtle Beach	1-0	2-2	3-2	2014 Southern Div.
Potomac	1-0	2-0	3-0	2013 Mills Cup
Wilmington	2-1	1-1	3-2	2001 Mills Cup
Winston-Salem	1-0	2-0	3-0	2009 Southern Div.
Other	6-2	7-7	13-9	
<b>TOTAL</b>	<b>12-8</b>	<b>15-14</b>	<b>27-22</b>	



## SALEM IN THE ALL-STAR GAME

1968		1979		1988		1995		2006	
None		Adalberto Ortiz	C	Stan Belinda	P	Jamey Wright	P	Rodrigo Escobar	P
		Rich Federici	OF	Tim Kirk	P	Chris Sexton	SS	Chad Reineke	P
<b>1969</b>				Andy Hall	C	Brian Culp	OF	Lou Santangelo	C
John Lamb	P	<b>1980</b>		Junior Vizcaino	1B	Edgard Velazquez	OF	Drew Sutton	2B
Jerry Branch	C	Dale Mohorcic	P	Julio Peguero	OF			Beau Torbert	OF
Lou Quinn	1B	Johnny Taylor	P			<b>1996</b>			
Mel Civil	OF	Scott Kuvinkia	C	<b>1989</b>		Doug Million	P	<b>2007</b>	
		Bill Waag	2B	Joe Ausanio	P	Kyle Houser	SS	Sammy Gervacio	P
<b>1970</b>		Carlos Rosa	SS	Randy Tomlin	P			Brad James	P
Jim McKee	P	Ben De La Rosa	OF	Scott Barczy	C	<b>1997</b>		Tommy Manzella	SS
Rennie Stennett	OF	Mike Quade	OF	John Wehner	3B	Mike Vavrek	P	Mitch Einertson	OF
		Terry Salazar	OF			Ben Petrick	C	Josh Flores	OF
<b>1971</b>				<b>1990</b>					
Kent Tekulve	P	<b>1981</b>		Paul Miller	P	<b>1998</b>		<b>2008</b>	
Art Howe	3B	Andy Kraznik	P	Mike Pomeranz	P	David Lee	P	Koby Clemens	C
		Ed Malinski	P	Mandy Romero	C	Blake Barthol	C	Jimmy Van Ostrand	OF
<b>1972</b>		Mark Parent	C	Mike Huyler	SS	Doug Livingston	2B		
Doug Blair	P	Brian Greer	OF	Bruce Schreiber	3B	Juan Sosa	SS	<b>2009</b>	
Terry Collins	2B	Steve Murray	OF	Chris Estep	OF	Rod Bair	OF	Derrick Loop	P
Steve McFarland	3B			Darwin Penny	OF	Mark Hamlin	OF	Ryne Miller	P
Ed Ott	OF	<b>1982</b>							
Dave Parker	OF	Mark Parent	C	<b>1991</b>		<b>1999</b>		<b>2010</b>	
		Steve Garcia	2B	David Tellers	P	Mark Di Felice	P	Brock Hutzinger	P
<b>1973</b>		Pat Casey	OF	Paul Wagner	P	Josh Kalinowski	P	Alex Wilson	P
Larry Demery	P	Mark Gillespie	OF	Daryl Ratliff	OF	Jody Gerut	OF	Ryan Lavarney	C
Craig Reynolds	SS							Oscar Tejeda	2B
Omar Moreno	OF	<b>1983</b>		<b>1992</b>		<b>2000</b>		Will Middlebrooks	3B
		Mark Poston	P	Ramon Martinez	SS	Chuck Crowder	P		
<b>1974</b>		Barry Brunenkant	C	Midre Cummings	OF	Luke Hudson	P	<b>2011</b>	
None		Oscar Mejia	SS	Keith Thomas	OF	Chone Figgins	2B	Chris Hernandez	P
						Juan Uribe	SS	Will Latimer	P
<b>1975</b>		<b>1984</b>		<b>1993</b>		<b>2001</b>		Dan Butler	C
Larry Angell	P	Al Hartman	P	Jason Christiansen	P	Cory Vance	P	Reynaldo Rodriguez	1B
Rod Scurry	P	Clyde Reichard	P	Mariano De Los Santos	P	Garrett Atkins	1B	<b>2012</b>	
Dave Marshall	C	Jimmy Folt	SS	Doug Harrah	P	Dan Phillips	OF	Mike Olmstead	P
Steve Gerlecz	2B	Jeff Mace	OF	Estoban Loaiza	P			Travis Shaw	1B
Luke Wrenn	OF			Jeff McCurry	P	<b>2002</b>		Xander Bogaerts	SS
		<b>1985</b>		Angelo Encarnacion	P	Justin Huisman	P	Jackie Bradley Jr.	OF
<b>1976</b>		Al Hartman	P	Mike Brown	1B	Brad Hawpe	1B		
Jim Johnston	P	Rick Knapp	P	Tony Womack	SS			<b>2013</b>	
Ed Whitson	P	Jerry Browne	2B	Ken Bonifay	3B	<b>2003</b>		Henry Owens	P
		Al Farmer	3B			Jared Goethaux	P	Blake Swihart	C
<b>1977</b>		Kevin Bootay	OF	<b>1994</b>				Garin Cecchini	3B
Wink Cole	1B			Sean Evans	P				
Eugenio Cotes	OF	<b>1986</b>		Sean Lawrence	P	<b>2004</b>			
Jerry McDonald	OF	Al Farmer	3B	Marc Pisciotta	P	Fernando Nieve	P	<b>2014</b>	
Ozzie Oliveras	OF			Marc Wilkins	C	Mark Saccomanno	1B	Justin Haley	P
Dick Walterhouse	3B	<b>1987</b>		Jason Kendall	C			Reed Gagnani	2B
		Bill Copp	P	Chance Sanford	2B	<b>2005</b>		Kevin Heller	OF
<b>1978</b>		Steve Moser	2B	Jay Cranford	3B	Aaron Williams	P	Jonathan Roof	OF
Ben Wiltbank	P	Kevin Davis	SS	Danny Clyburn	OF				
Curt Fisher	DH	Tony Chance	OF					<b>2015</b>	
Chuck Valley	1B	John Rigos	OF					Sam Travis	1B
Jerry McDonald	2B								

## FROM SALEM TO THE MAJORS

PLAYER	MLB DEBUT	IN SALEM	MLB CAREER #'s
Jose Alvarez, LHP	6/9/13, Detroit	April-June '09	80g, 5-8, 4.32
Jonathan Aro, RHP	6/25/15, Boston	July-August '14	6g, 0-1, 6.97
Matt Barnes, RHP	9/9/14, Boston	May-September '12	37g, 3-4, 5.19
Mookie Betts, IF/OF	6/29/14, Boston	July-Sept. '13	197g, .291-23-95
Carson Blair, C	9/6/15, Oakland	April '12-August '14	11g, .129-1-3
Xander Bogaerts, SS	8/20/13, Boston	April-August '12	318g, .281-20-132
Jackie Bradley, Jr., OF	4/1/13, Boston	April-June '12	238g, .213-14-83
Bryce Brentz, OF	9/17/14, Boston	May-September '11	9g, .308-0-2
Drake Britton, LHP	7/20/13, Boston	April '11-May '12	25g, 1-1, 2.93
Dan Butler, C	8/10/14, Boston	July '10-August '11	7g, .211-0-2
Cesar Cabral, LHP	9/3/13, NY Yankees	June '10-May '11	14g, 0-0, 6.35
Garin Cecchini, IF	6/1/14, Boston	April-June '13	13g, .229-1-4
Robert Coello, RHP	9/6/10, Boston	April-Sept. '09	28g, 2-3, 5.90
Luis Exposito, C	5/4/12, Baltimore	April-August '09	9g, .056-0-0
Tim Federowicz, C	9/11/11, LA Dodgers	June '09-Sept '10	89g, .194-5-22
Stephen Fife, RHP	10/17/12, LA Dodgers	July-Sept '09	18g, 4-6, 3.66
Miguel Gonzalez, RHP	5/29/12, Baltimore	June '10-May '11	101g, .39-33, 4.05
Alex Hassan, OF	6/1/14, Boston	April-Sept. '10	3g, .125-0-0
Brian Johnson, LHP	7/21/15, Boston	August '13-April '14	1g, 0-1, 8.31
Ryan Kalish, OF	7/31/10, Boston	April-May '09	146g, .245-4-34
Casey Kelly, RHP	8/27/12, San Diego	May-July '09	9g, 2-5, 6.69
Ryan Lavarnway, C	8/18/11, Boston	April-July '10	134g, .198-7-40
Che-Hsuan Lin, OF	4/14/12, Boston	April-Sept. '09	9g, .250-0-0
Chris Martin, RHP	4/26/14, Colorado	June-August '11	40g, 0-2, 6.19
Deven Marrero, SS	6/28/15, Boston	April-August '13	25g, .226-1-3
Will Middlebrooks, 3B	5/2/12, Boston	April-Sept. '10	315g, .231-43-151
Daniel Nava, OF	6/12/10, Boston	June-August '09	455g, .265-24-172
Yamaico Navarro, SS	8/20/10, Boston	April-July '09	79g, .206-2-20
Kris Negron, 2B/SS	6/7/12, Cincinnati	April-August '09	96g, .220-6-19
Nefi Ogando, RHP	9/9/15, Philadelphia	April-August '13	33g, 2-3, 4.09
Henry Owens, LHP	8/4/15, Boston	April-July '13	11g, 4-4, 4.57
Stolmy Pimentel, RHP	9/4/13, Pittsburgh	April '10-Sept. '11	33g, 2-2, 4.39
Ryan Pressly, RHP	4/4/13, Minnesota	April '11-July '12	101g, 8-5, 3.46
Bryan Price, RHP	9/1/14, Cleveland	May-July '09	3g, 0-0, 20.25
Anthony Ranaudo, RHP	8/1/14, Boston	June-Sept. '11	11g, 4-4, 5.60
Noe Ramirez, RHP	7/3/15, Boston	April-June '13	17g, 0-1, 4.15
Anthony Rizzo, 1B	6/9/11, San Diego	June '09-May '10	596g, .260-102-316
Travis Shaw, 1B/3B	5/8/15, Boston	April-July '12	65g, .270-13-36
Blake Swihart, C	5/2/15, Boston	April-Sept. '13	84g, .274-5-31
Christian Vazquez, C	7/9/14, Boston	April-August '12	55g, .240-1-20
Kyle Weiland, RHP	7/10/11, Boston	April-Sept. '09	10g, 0-6, 7.23
Alex Wilson, RHP	4/11/13, Boston	April-June '11	103g, 5-4, 2.71
Brandon Workman, RHP	7/10/13, Boston	April-August '12	39g, 7-13, 5.11

\*Players listed have played in Salem since the affiliation change to the Red Sox in 2009. In that time, 43 players have made their MLB debut after playing for the Salem Sox. Overall, there have been 271 players to play in Salem and then make the Majors since Carolina League play started in the Roanoke Valley in 1968.



## ALL-TIME ROSTER (2009-PRESENT)

-A-			-D-		
Mike Adams	LHP	2015	Jacob Dahlstrand	RHP	2014-15
Forrest Allday	LF/CF/RF	2015	Keury De La Cruz	LF/CF/RF	2012-13
Michael Almanzar	1B/3B	2011-12	Mitch Denning	LF/CF/RF	2010
Jose Alvarez*	LHP	2009	Ryan Dent	2B/SS/3B/RF	2009-10, 2014
Jonathan Aro*	RHP	2014	Andrew Dobies	LHP	2009
Carlos Asuaje	2B/3B/LF	2014	Drew Dominguez	2B/3B	2010-11
Mike Augliera	RHP	2013	Dayan Diaz	RHP	2014
			Luis Diaz	RHP	2013-14
			Marco Duarte	RHP	2012
			Mauricio Dubon	2B/3B/SS	2015
-B-			-E-		
Chris Balcom-Miller	RHP	2011, 2013	Tom Ebert	RHP	2011
Trey Ball	LHP	2015	Leonel Escobar	C	2010-11, 2013-14
Anatanaer Batista	RHP	2011	Luis Exposito*	C	2009
Denny Bautista^	RHP	2015			
Matt Barnes*	RHP	2012	-F-		
Jeremiah Bayer	RHP	2011-12	Zak Farkes	1B/3B	2009
Ronald Bermudez	LF/CF/RF	2010-11	Tim Federowicz*	C	2009-10
Danny Bethea	C	2015	Kyle Fernandes	LHP	2009-10
Mookie Betts*	2B	2013	Stephen Fife*	RHP	2009
Jordan Betts	1B/3B	2015	Jordan Flasher	RHP	2011
Jason Blackey	RHP	2009	Ruben Flores	RHP	2012
Carson Blair*	C	2012-14	Stephen Fox	RHP	2010
Xander Bogaerts*	SS	2012	Vladimir Frias	1B/2B/3B/SS/LF/RHP	2011, 2013
Zach Borowiak	1B/2B/3B/SS	2009			
Jackie Bradley*	CF/RF	2012	-G-		
Bryce Brentz*	RF	2011	Joantoni Garcia	2B/3B	2011
Drake Britton*	LHP	2011-12	Jose Garcia	1B/3B/SS	2013
Dan Butler*	C	2009-11	Seth Garrison	RHP	2009-10
Ty Buttrey	RHP	2015	Matt Gedman	1B/RHP	2013-14
			Zach Gentile	2B/3B/RHP	2011-12
-C-			Derrick Gibson	SS	2011
Cesar Cabral*	LHP	2010-11	Michael Gleason	RHP	2011-12
Jose Capellan	LHP	2009	Miguel Gonzalez*	RHP	2010-11
Yeiper Castillo	RHP	2012	Reed Gagnani	2B/3B/LF	2014
Garin Cecchini*	3B	2013	Bo Greenwell	LF	2014
Miguel Celestino	RHP	2012	Taylor Grover	RHP	2014-15
Yoilan Cerse	2B/3B/LF/CF/RF	2015	Dreily Guerrero	1B/2B/3B/SS	2014
David Chester	1B	2012-14	Joe Gunkel	RHP	2014-15
Chih-Hsien Chiang	LF/RF	2009	Michael Gunn	LHP	2015
Caleb Clay	RHP	2010	Franklin Guzman	RF	2015
Robert Coello*	RHP	2009			
Brad Correll	RF	2009	-H-		
Carlos Coste	C	2015	Justin Haley	RHP	2014
Keith Couch	RHP	2012	Zach Hammes	RHP	2010
Chris Court	RHP	2010	Alex Hassan*	1B/LF/RF	2010
Sean Coyle	2B	2012-13	Jeremy Hazelbaker	CF/RF	2011
William Cuevas	RHP	2013-14			



## ALL-TIME ROSTER (2009-PRESENT)

Miles Head	1B	2011	Derrick Loop	LHP	2009
Drew Hedman	1B/LF/RF	2010, 2012	Deiner Lopez	2B/3B/SS/LF/RF	2015
Jonathan Hee	1B/2B/3B/SS	2009-10	Hector Lorenzana	2B/SS	2015
Kevin Heller	LF/RF	2013-15			
Chris Hernandez	LHP	2011		<b>-M-</b>	
Jayson Hernandez	C	2012, 2014	Austin Maddox	RHP	2014-15
Mitch Herold	LHP	2010-11	Kevin Mager	3B/LF	2014
Rich Hill#	LHP	2012	Jorge Marban	RHP	2015
Peter Hissey	CF/RF	2010-11	David Mailman	LF/CF/RF	2009-11
Mark Holliman	RHP	2010	Manuel Margot	CF	2014-15
T.J. Hose	RHP	2011	Leandro Marin	RHP	2010
Brock Huntzinger	RHP	2010	Chris Martin*	RHP	2011
			Kyle Martin	RHP	2014
	<b>-I-</b>		Matt Marquis	LF/RF	2012
Adalberto Ibarra	C/1B	2010, 2012	Mario Martinez	1B/3B	2014-15
			Deven Marrero*	SS	2013
	<b>-J-</b>		Daisuke Matsuzaka#	RHP	2012
Brandon Jacobs	3B/LF/CF/RF	2012-13	Blake Maxwell	RHP	2010
Williams Jerez	LHP	2015	Kevin McAvoy	RHP	2015
Elis Jimenez	RHP	2014	Michael McCarthy	RHP	2012-13
Bryan Johns	3B/SS	2012-13	Lance McClain	LHP	2010
Brian Johnson*	LHP	2013-14	Kuehl McEachern	RHP	2015
Matty Johnson	LF/CF/RF	2012-14	Daniel McGrath	LHP	2015
Andrew Jones	RHP	2012	Dave McKae	RHP	2009
Mike Jones	1B	2009	Heiker Meneses	2B/3B/SS	2011-12
			Simon Mercedes	RHP	2014
	<b>-K-</b>		Mike Meyers	LF/CF	2015
Ryan Kalish*	CF/RF	2009, 2012	Will Middlebrooks*	3B	2010
Kyle Kaminska	RHP	2013, 2015	Derek Miller	LF/CF/RF	2015
James Kang	2B/3B/SS/LF	2011-12	Mike Miller	2B/3B/SS	2014
Zach Kapstein	LF	2015	Ryne Miller	RHP	2009
Jeremy Kehrt	RHP	2010, 2012	Nick Moore	LF/RF	2014
Casey Kelly*	RHP	2009			
Aaron King	LF	2014		<b>-N-</b>	
Cody Koback	CF/RF	2013	Nick Natoli	1B/2B/3B/SS/RF/RHP	2013
Kyle Kraus	RHP	2013-15	Daniel Nava*	RF	2009
Cody Kukuk	LHP	2014	Yamaico Navarro*	SS	2009
			Kristopher Negron*	2B/SS/CF/RF	2009
	<b>-L-</b>		Dennis Neuman	RHP	2011
Will Latimer	LHP	2010-12			
Dustin Lawley	3B	2015		<b>-O-</b>	
Ryan Lavarney*	C	2010	Nefi Ogando*	RHP	2013
Lucas LeBlanc	LF/RF	2012	Michael Olmstead	RHP	2012
Mike Lee	RHP	2010	Gerardo Olivares	RHP	2013
Pat Light	RHP	2014	Matty Ott	RHP	2013-14
Che-Hsuan Lin	CF	2009	Henry Owens*	LHP	2013
Tzu-Wei Lin	2B/SS	2015			
Corey Littrell	LHP	2014		<b>-P-</b>	
Tyler Lockwood	RHP	2012	Jorge Padron	1B/LF	2010-11



## ALL-TIME ROSTER (2009-PRESENT)

Josh Papelbon	RHP	2009	Jered Stanley	1B/LF/RF	2009
Josue Peley	C/1B	2011	Nate Striz	RHP	2013
Miguel Pena	LHP	2013	Kyle Stroup	RHP	2013-14
Kendrick Perkins	LF/RF	2014	Cole Sturgeon	LF/CF/RF	2015
Bryan Peterson	RF	2010	Blake Swihart*	C	2013
Wilfred Pichardo	LF/RF	2011	Scott Swinson	RHP	2012
Stolmy Pimentel*	RHP	2010-11			
Jason Place	LF/CF/RF	2009-10		<b>-T-</b>	
Jarod Plummer	RHP	2009	Aneury Tavarez	CF/RF	2014-15
Eammon Portice	RHP	2009	German Taveras	RHP	2015
Chad Povich	RHP	2009	Junichi Tazawa^	RHP	2011
Ryan Pressly*	RHP	2011-12	Oscar Tejada	2B	2010, 2015
Bryan Price*	RHP	2009	Sam Travis	1B	2015
Matthew Price	RHP	2013			
Jordan Procyshen	C	2015		<b>-U-</b>	
	<b>-Q-</b>			<b>-V-</b>	
Heri Quevedo	RHP	2013-14	Alex Valdez	2B/3B/SS	2011
			Christian Vazquez*	C	2012
	<b>-R-</b>		William Vazquez	C/1B/2B/3B	2009-10
Noe Ramirez*	RHP	2013	Jose Vinicio	SS	2014-15
Henry Ramos	CF/RF	2013	Kolbrin Vitek	3B	2011
Anthony Ranaudo*	RHP	2011	Kendal Volz	RHP	2011
Nate Reed	LHP	2014			
David Renfroe	1B/2B	2013		<b>-W-</b>	
Aaron Reza	2B/3B	2009	Mark Wagner	C	2011
David Renfroe	1B/3B	2012	J.T. Watkins	C	2015
Jason Rice	RHP	2009	Tyler Weeden	C	2009
Wendell Rijo	2B/SS	2015	Jordan Weems	C	2014-15
Manuel Rivera	LHP	2011-13	Kyle Weiland*	RHP	2009
Anthony Rizzo*	1B	2009-10	Stefan Welch	1B/3B	2013
Tim Roberson	C/1B	2013-14	Aaron Wilkerson	RHP	2015
Reynaldo Rodriguez	1B/LF	2011	Shannon Wilkerson	LF/CF/RF	2011-12
Jake Romanski	C	2014-15	Fabian Williamson	LHP	2010
Jonathan Roof	2B/3B/SS/LF	2014	Alex Wilson*	RHP	2010
Charlie Rosario	RHP	2012	Jantzen Witte	1B/2B/3B	2014
Pete Ruiz	RHP	2011-12	Brandon Workman	RHP	2012
Patrick Ryan	RHP	2010			
	<b>-S-</b>			<b>-X-</b>	
Felix Sanchez	LF/RF	2012-13		<b>-Y-</b>	
Luis Segovia	2B/3B/SS	2009-10	Madison Younginer	RHP	2013-14
Robby Scott	LHP	2013	Luis Ysla	LHP	2015
Travis Shaw*	1B/3B	2012			
Matt Sheely	LF/RF	2009		<b>-Z-</b>	
Chandler Shepherd	RHP	2015	Armando Zerpa	LHP	2009
Brandon Show	RHP	2015			
Matt Spring	C	2011			
Teddy Stankiewicz	RHP	2015			

\* = Made MLB debut after playing in Salem

^ = Made MLB debut before playing in Salem

# = Rehab assignment



# **RECORD BOOK**

## SINGLE SEASON TEAM RECORDS

Games		Wins		Wins at Home		Wins at LewisGale	
Most:	144 ('69)	Most:	87 ('74)	Most:	51 ('68)	Most:	43 ('01)
Sox Most:	140 ('13)	Sox Most:	76 ('13)	Sox Most:	42 ('13)	Sox Most:	42 ('13)
Fewest:	135 ('78)	Fewest:	39 ('82)	Fewest:	20 ('82)	Fewest:	31 ('15)
Sox Fewest:	136 ('14)	Sox Fewest:	64 ('11)	Sox Fewest:	31 ('15)	Sox Fewest:	Same

Wins on Road		Wins in First Half		Wins in Second Half		Wins in April	
Most:	42 ('06)	Most:	47 ('74)	Most:	47 ('87)	Most:	16 (2x, '11)
Sox Most:	35 ('15)	Sox Most:	42 ('10)	Sox Most:	43 ('13)	Sox Most:	Same
Fewest:	19 ('82)	Fewest:	20 (2x, '86)	Fewest:	17 ('82)	Fewest:	3 ('79)
Sox Fewest:	32 (2x, '12)	Sox Fewest:	31 ('11)	Sox Fewest:	27 ('12)	Sox Fewest:	9 ('15)

Wins in May		Wins in June		Wins in July		Wins in August	
Most:	22 ('74)	Most:	22 ('74)	Most:	24 ('68)	Most:	22 (2x, '13)
Sox Most:	17 (2x, '15)	Sox Most:	17 ('13)	Sox Most:	16 ('10)	Sox Most:	Same
Fewest:	7 ('83)	Fewest:	3 ('82)	Fewest:	7 (2x, '90)	Fewest:	7 (2x, '90)
Sox Fewest:	9 ('11)	Sox Fewest:	9 ('11)	Sox Fewest:	11 (2x, '14)	Sox Fewest:	8 ('15)

Wins in September		Losses		Losses at Home		Losses at LewisGale	
Most:	6 ('15)	Most:	101 ('82)	Most:	48 ('82)	Most:	39 ('08)
Sox Most:	Same	Sox Most:	75 ('11)	Sox Most:	38 ('15)	Sox Most:	38 ('15)
Fewest:	0 (8x, '14)	Fewest:	50 ('74)	Fewest:	18 ('68)	Fewest:	25 ('01)
Sox Fewest:	Same	Sox Fewest:	64 ('13)	Sox Fewest:	28 ('13)	Sox Fewest:	28 ('13)

Losses on Road		Losses in First Half		Losses in Second Half		Losses in April	
Most:	53 ('82)	Most:	49 (2x, '86)	Most:	53 ('82)	Most:	17 ('97)
Sox Most:	38 ('11)	Sox Most:	38 ('11)	Sox Most:	41 ('15)	Sox Most:	11 ('13)
Fewest:	24 ('74)	Fewest:	23 ('74)	Fewest:	23 (2x, '06)	Fewest:	4 ('71)
Sox Fewest:	35 (2x, '15)	Sox Fewest:	28 (2x, '12)	Sox Fewest:	27 ('13)	Sox Fewest:	5 ('11)

Losses in May		Losses in June		Losses in July		Losses in August	
Most:	22 ('83)	Most:	25 ('82)	Most:	23 ('82)	Most:	22 ('79)
Sox Most:	20 ('11)	Sox Most:	18 ('11)	Sox Most:	18 ('15)	Sox Most:	18 ('15)
Fewest:	9 ('74)	Fewest:	9 (2x, '00)	Fewest:	6 ('87)	Fewest:	8 (2x, '13)
Sox Fewest:	11 ('12)	Sox Fewest:	11 ('09)	Sox Fewest:	11 ('10)	Sox Fewest:	Same

Losses in September		Shutouts		Times Shutout		Players	
Most:	5 ('10)	Most:	14 ('78)	Most:	16 ('09)	Most:	49 ('15)
Sox Most:	Same	Sox Most:	12 ('15)	Sox Most:	Same	Sox Most:	Same
Fewest:	0 (8x, '13)	Fewest:	2 (2x, '93)	Fewest:	4 (3x, '03)	Fewest:	29 ('74)
Sox Fewest:	Same	Sox Fewest:	6 ('11)	Sox Fewest:	5 ('14)	Sox Fewest:	43 ('10)

Position Players		Pitchers		Starting Pitchers	
Most:	27 ('15)	Most:	24 (3x, '96)	Most:	17 (4x, '88)
Sox Most:	Same	Sox Most:	23 (2x, '11)	Sox Most:	14 ('11)
Fewest:	13 ('72)	Fewest:	14 ('70)	Fewest:	6 ('74)
Sox Fewest:	22 ('10)	Sox Fewest:	20 ('09)	Sox Fewest:	10 (2x, '10)

Winning Streaks			Losing Streaks		
Overall:	14	August 15-29, 2006	Overall:	13	July 14-26, 1982
Sox Overall:	8	August 7-17, 2014	Sox Overall:	8	July 25-August 1, 2009
Home:	11 (2x)	May 16-June 15, 2000	Home:	12	May 8-29, 2011
Sox Home:	7	April 25-May 8, 2012	Sox Home:	Same	
Road:	11	June 24- July 19, 1986	Road:	12	May 14-June 3, 1986
Sox Road:	6 (3x)	August 22-September 4, 2015	Sox Road:	11	July 19-August 9, 2009

# SINGLE SEASON TEAM RECORDS

## BATTING

Runs Scored	Hits	Extra-Base Hits	Singles	Doubles
Most: 826 ('77)	Most: 1,410 ('77)	Most: 437 ('12)	Most: 1,048 ('77)	Most: 311 ('12)
Sox Most: 672 ('12)	Sox Most: 1,234 ('12)	Sox Most: Same	Sox Most: 852 ('15)	Sox Most: Same
Fewest: 540 ('15)	Fewest: 1,045 ('79)	Fewest: 254 ('79)	Fewest: 739 ('06)	Fewest: 148 ('70)
Sox Fewest: Same	Sox Fewest: 1,152 ('11)	Sox Fewest: 319 ('15)	Sox Fewest: 765 ('11)	Sox Fewest: 235 ('15)

Triples	Home Runs	HR-LewisGale	Total Bases	Runs Batted In
Most: 64 ('68)	Most: 149 ('87)	Most: 45 ('01)	Most: 2,042 ('87)	Most: 728 ('77)
Sox Most: 47 ('14)	Sox Most: 96 ('13)	Sox Most: 44 ('12)	Sox Most: 1,891 ('12)	Sox Most: 615 ('12)
Fewest: 18 ('69)	Fewest: 51 ('79)	Fewest: 19 ('15)	Fewest: 1,436 ('79)	Fewest: 469 ('70)
Sox Fewest: 22 ('09)	Sox Fewest: 55 ('15)	Sox Fewest: Same	Sox Fewest: 1,629 ('15)	Sox Fewest: 494 ('15)

Walks	Strikeouts	Hit By Pitch	Sacrifice Hits	Sacrifice Flies
Most: 713 ('81)	Most: 1,072 ('84)	Most: 100 ('07)	Most: 79 ('75)	Most: 56 ('87)
Sox Most: 514 ('13)	Sox Most: 1,050 ('12)	Sox Most: 91 ('12)	Sox Most: 39 ('15)	Sox Most: 52 ('12)
Fewest: 396 (3x, '98)	Fewest: 629 ('97)	Fewest: 28 ('71)	Fewest: 12 ('88)	Fewest: 15 ('70)
Sox Fewest: 434 ('15)	Sox Fewest: 916 ('09)	Sox Fewest: 56 ('09)	Sox Fewest: 24 ('10)	Sox Fewest: 38 ('15)

Stolen Bases	Stolen Base Pct.	Batting Average	Slugging Pct.	On-Base Pct.
Most: 220 ('87)	High: .836 ('71)	High: .296 ('77)	High: .427 ('87)	High: .377 ('77)
Sox Most: 180 ('12)	Sox High: .726 ('13)	Sox High: .270 ('12)	Sox High: .414 ('12)	Sox High: .348 ('12)
Fewest: 65 ('02)	Low: .575 ('95)	Low: .235 ('82)	Low: .342 ('79)	Low: .314 ('82)
Sox Fewest: 89 ('10)	Sox Low: .650 ('10)	Sox Low: .252 ('09)	Sox Low: .359 ('15)	Sox Low: .327 ('09)

## PITCHING

Complete Games	Shutouts	Saves	Innings Pitched	Hits Allowed
Most: 46 ('72)	Most: 14 ('78)	Most: 44 (2x, '05)	Most: 1,241.0 ('02)	Most: 1,359 ('81)
Sox Most: 4 ('14)	Sox Most: 12 ('15)	Sox Most: 38 ('15)	Sox Most: 1,221.1 ('13)	Sox Most: 1,190 ('12)
Fewest: 0 ('09)	Fewest: 8 ('82)	Fewest: 8 ('82)	Fewest: 1,116.0 ('03)	Fewest: 1,027 ('78)
Sox Fewest: Same	Sox Fewest: 6 ('11)	Sox Fewest: 31 ('13)	Sox Fewest: 1,177.0 ('14)	Sox Fewest: 1,116 ('15)

Runs Allowed	ER Allowed	ERA	Strikeouts	Walks
Most: 924 ('86)	Most: 735 ('86)	Low: 3.30 ('78)	Most: 1,113 ('09)	Most: 714 ('86)
Sox Most: 633 ('12)	Sox Most: 558 ('12)	Sox Low: 3.69 ('15)	Sox Most: Same	Sox Most: 474 ('11)
Fewest: 518 ('06)	Fewest: 409 ('78)	High: 5.59 ('86)	Fewest: 753 ('77)	Fewest: 349 ('12)
Sox Fewest: 580 ('15)	Sox Fewest: 489 ('15)	Sox High: 4.21 ('12)	Sox Fewest: 847 ('15)	Sox Fewest: Same

HR Allowed	HR All.-LewisGale	Hit Batters	Wild Pitches	Balks
Most: 139 ('83)	Most: 53 ('12)	Most: 103 ('01)	Most: 137 ('93)	Most: 32 ('88)
Sox Most: 112 ('12)	Sox Most: Same	Sox Most: 102 ('11)	Sox Most: 114 ('14)	Sox Most: 14 ('14)
Fewest: 56 ('00)	Fewest: 21 ('96)	Fewest: 30 ('74)	Fewest: 42 ('76)	Fewest: 1 ('11)
Sox Fewest: 73 ('15)	Sox Fewest: 29 ('13)	Sox Fewest: 48 ('15)	Sox Fewest: 65 ('10)	Sox Fewest: Same

## FIELDING

Total Chances	Putouts	Assists	Errors	Double Plays
Most: 5,511 ('94)	Most: 3,723 ('02)	Most: 1,667 ('95)	Most: 275 ('81)	Most: 154 ('01)
Sox Most: 5,314 ('11)	Sox Most: 3,635 ('09)	Sox Most: 1,612 ('11)	Sox Most: 149 ('09)	Sox Most: 132 ('15)
Fewest: 4,884 ('72)	Fewest: 3,346 ('78)	Fewest: 1,286 ('72)	Fewest: 111 ('06)	Fewest: 102 ('76)
Sox Fewest: 5,039 ('14)	Sox Fewest: 3,364 ('13)	Sox Fewest: 1,362 ('14)	Sox Fewest: 114 ('13)	Sox Fewest: 113 ('09)

Passed Balls	Fielding Pct.	Triple Plays
Most: 58 ('72)	Most: .978 (3x, '13)	Most: 2 ('81)
Sox Most: 19 ('12)	Sox Most: Same	Sox Most: Never
Fewest: 9 ('07)	Fewest: .948 ('81)	
Sox Fewest: 11 ('15)	Sox Fewest: .971 ('14)	

# SINGLE SEASON INDIVIDUAL BATTING RECORDS

## FRANCHISE BATTING (1968-PRESENT)

Games Played.....	143 (Mel Civi, 1969)
At-Bats.....	562 (Ozzie Oliveras, 1977)
Runs Scored.....	121 (Ozzie Oliveras, 1977)
Hits.....	208 (Ozzie Oliveras, 1977)
Extra-Base Hits.....	62 (2x, Brad Hawpe & Jorge Piedra, 2002)
Singles.....	162 (Ozzie Oliveras, 1977)
Doubles.....	43 (Garrett Atkins, 2001)
Triples.....	17 (Dave Arrington, 1968)
Home Runs.....	34 (Gerry Davis, 1981)
Home Runs, LewisGale Field.....	10 (Mark Saccomanno, 2004)
Grand Slams.....	4 (3x, Mark Gillespie, 1982)
Total Bases.....	280 (Ozzie Oliveras, 1977)
Runs Batted In.....	103 (Gerry Davis, 1981)
Walks.....	161 (Gerry Davis, 1981)
Strikeouts.....	183 (Brian Greer, 1981)
Hit By Pitch.....	17 (2x, Kevin Heller, 2014)
Sacrifice Hits.....	18 (Pablo Cruz, 1968)
Sacrifice Flies.....	12 (Javier Colina, 2001)
Stolen Bases.....	85 (Miguel Dilone, 1974)
Batting Average.....	.370 (Ozzie Oliveras, 1977)
Slugging Percentage.....	.613 (Gerry Davis, 1981)
On-Base Percentage.....	.504 (Gerry Davis, 1981)
Consecutive Game Hitting Streak.....	23 (Art Howe, 1971)
Hits in Succession.....	11 (Michael Almanzar, July 21-25, 2012)
Consecutive Times on Base.....	16 (Michael Almanzar, July 21-25, 2012)

## RED SOX FRANCHISE BATTING (2009-PRESENT)

Games Played.....	133 (Keury De La Cruz, 2013)
At-Bats.....	535 (Keury De La Cruz, 2013)
Runs Scored.....	104 (Matty Johnson, 2014)
Hits.....	156 (Oscar Tejada, 2010)
Extra-Base Hits.....	51 (Keury De La Cruz, 2013)
Singles.....	109 (Matty Johnson, 2014)
Doubles.....	36 (2x, Keury De La Cruz, 2013)
Triples.....	10 (Matty Johnson, 2014)
Home Runs.....	19 (Bryce Brentz, 2011)
Home Runs, LewisGale Field.....	9 (Xander Bogaerts, 2012)
Grand Slams.....	2 (Dan Butler, 2011)
Total Bases.....	231 (Oscar Tejada, 2010)
Runs Batted In.....	89 (Keury De La Cruz, 2013)
Walks.....	74 (Matty Johnson, 2014)
Strikeouts.....	130 (Keury De La Cruz, 2013)
Hit By Pitch.....	17 (Kevin Heller, 2014)
Sacrifice Hits.....	11 (Matty Johnson, 2013)
Sacrifice Flies.....	10 (Oscar Tejada, 2010)
Stolen Bases.....	40 (Matty Johnson, 2014)
Batting Average.....	.307 (Oscar Tejada, 2010)
Slugging Percentage.....	.545 (Travis Shaw, 2012)
On-Base Percentage.....	.411 (Travis Shaw, 2012)
Consecutive Game Hitting Streak.....	19 (Keury De La Cruz, June 3-23, 2013)
Consecutive Game On-Base Streak.....	30 (2x, Matty Johnson, July 25-August 28, 2014)
Hits in Succession.....	11 (Michael Almanzar, July 21-25, 2012)
Consecutive Times on Base.....	16 (Michael Almanzar, July 21-25, 2012)

\* To qualify a player must have a minimum of 378 plate appearances

# SINGLE SEASON INDIVIDUAL PITCHING RECORDS

## FRANCHISE PITCHING (1968-PRESENT)

Games .....	59	(Monte Mansfield, 2004)
Wins.....	16	(Jim Marshall, 1972)
Consecutive Wins.....	16	(Jim Marshall, 1972)
Losses .....	15	(3x, Corey Bass, 2008)
Consecutive Losses.....	11	(Drake Britton, 2011)
Winning Percentage (min. 10 decisions).....	.941	(16-1, Jim Marshall, 1972)
Games Started.....	29	(Dave Nelson, 1974)
Complete Games.....	16	(Ed Whitson, 1976)
Shutouts .....	5	(Pascual Perez, 1978)
Saves.....	27	(Travis Thompson, 1999)
Innings Pitched.....	203.0	(Ed Whitson, 1976)
Hits Allowed .....	218	(Rafael Vasquez, 1977)
Runs Allowed.....	111	(Rafael Vasquez, 1977)
Earned Runs Allowed.....	100	(Tim Wakefield, 1990)
Earned Run Average (min 112 IP).....	2.11	(Josh Kalinowski, 1999)
Strikeouts.....	186	(2x, Ed Whitson, 1976)
Walks Allowed.....	127	(Ben Wiltbank, 1978)
Home Runs Allowed.....	27	(Rafael Vasquez, 1977)
Hit Batters.....	22	(Marc Wilkins, 1994)
Wild Pitches.....	45	(Ryan Price, 2001)
Balks.....	8	(Chip Duncan, 1988)

## RED SOX FRANCHISE PITCHING (2009-PRESENT)

Games .....	47	(Derrick Loop, 2009)
Wins.....	11	(2x, Kevin McAvoy, 2015)
Consecutive Wins.....	6	(Kevin McAvoy, 2015)
Losses .....	13	(3x, Trey Ball, 2015)
Consecutive Losses.....	11	(Drake Britton, 2011)
Winning Percentage (min. 10 decisions).....	.800	(8-2, Ryne Miller, 2009)
Games Started.....	26	(8x, Kevin McAvoy, 2015)
Complete Games.....	2	(Keith Couch, 2012)
Shutouts .....	1	(4x, Teddy Stankiewicz, 2015)
Saves.....	18	(Derrick Loop, 2009)
Innings Pitched.....	145.2	(Keith Couch, 2012)
Hits Allowed .....	152	(Keith Couch, 2012)
Runs Allowed.....	84	(Ryan Pressly, 2011)
Earned Runs Allowed.....	76	(William Cuevas, 2013)
Earned Run Average (min 112 IP).....	3.18	(Chris Hernandez, 2011)
Strikeouts.....	141	(Eammon Portice, 2009)
Walks Allowed.....	71	(2x, Kevin McAvoy, 2015)
Home Runs Allowed.....	18	(Miguel Celestino, 2012)
Hit Batters.....	16	(2x, Tom Ebert, 2011)
Wild Pitches.....	16	(Drake Britton, 2011)
Balks.....	3	(4x, Kevin McAvoy and German Taveras, 2015)

# SINGLE GAME TEAM RECORDS

## TEAM RECORDS

Greatest Victory.....	16 (4x, May 8, 2014 vs Carolina Mudcats, W 18-2)
Greatest Shutout Victory.....	16 (April 10, 1982 vs Lynchburg Mets, W 16-0)
Greatest Shutout Victory, LewisGale Field.....	13 (August 25, 2002 vs Frederick Keys, W 13-0)
Greatest Shutout Victory, Red Sox Era.....	12 (2x, June 9, 2015 @ Lynchburg Hillcats, W 12-0)
Greatest Defeat.....	24 (June 9, 2002 vs Lynchburg Hillcats, L 24-0)
Greatest Defeat, Red Sox Era.....	15 (July 4, 2015 @ Lynchburg Hillcats, L 15-0)
Greatest Shutout Defeat.....	24 (June 9, 2002 vs Lynchburg Hillcats, L 24-0)
Greatest Shutout Defeat, Red Sox Era.....	15 (July 4, 2015 @ Lynchburg Hillcats, L 15-0)
Longest Game, Innings.....	18 (3x, August 13, 2013 @ Wilmington Blue Rocks, L 3-2)
Longest Game, Innings, LewisGale Field.....	16 (4x, July 26, 2013 vs Frederick Keys, L 3-2)
Longest Game, Time, Seven Innings, Red Sox Era.....	2:50 (June 16, 2013 vs Lynchburg Hillcats, W 4-1)
Longest Game, Time, Nine Innings, Red Sox Era.....	3:46 (June 15, 2014 vs Lynchburg Hillcats, W 6-5)
Longest Game, Time, Extra Innings, Red Sox Era.....	4:43 (July 17, 2009 @ Lynchburg Hillcats, 15 innings, W 8-4)
Shortest Game, Time, Seven Innings, Red Sox Era.....	1:28 (September 5, 2010 vs Winston-Salem Dash, W 3-0)
Shortest Game, Time, Nine Innings, Red Sox Era.....	1:53 (May 8, 2015 vs Carolina Mudcats, W 1-0)
Consecutive Shutouts.....	2 (15x, June 13-14, 2015 vs Wilmington Blue Rocks)
Consecutive Innings Not Allowing a Run.....	27.0 (July 28-31, 1990)
Consecutive Innings Not Allowing a Run, Red Sox Era.....	26.2 (May 23-27, 2015)
Consecutive Times Shutout.....	3 (2x, June 8-10 @ Wilmington Blue Rocks)
Consecutive Innings Not Scoring a Run.....	30.2 (June 7-12, 2009)
Doubleheader Shutouts.....	3x (May 16, 2014 @ Carolina Mudcats)
Doubleheader Shutouts (Both 1-0).....	September 3, 1994 (@ Winston-Salem Spirits)
Shutout in a Doubleheader.....	April 24, 2005 @ Lynchburg Hillcats

## BATTING RECORDS

At Bats, Game.....	69 (August 20, 1972 @ Lynchburg Twins, 18 innings)
At Bats, Game, Red Sox Era.....	62 (August 13, 2013 @ Wilmington Blue Rocks, 18 innings)
At Bats, Game, LewisGale Field.....	61 (May 16, 2002 vs Frederick Keys, 16 innings)
At Bats, Game, Nine Innings.....	49 (May 18, 1994 @ Lynchburg Red Sox)
At Bats, Game, Nine Innings, LewisGale Field.....	46 (August 30, 2005 vs Wilmington Blue Rocks)
At Bats, Game, Nine Innings, Red Sox Era.....	48 (August 31, 2011 @ Winston-Salem Dash)
Runs, Game.....	22 (June 6, 1987 vs Hagerstown Suns, W 22-6)
Runs, Game, LewisGale Field.....	18 (2x, May 8, 2014 vs Carolina Mudcats, W 18-2)
Runs Allowed, Game.....	25 (April 30, 1974 @ Lynchburg Twins, L 25-4)
Runs Allowed, Game, LewisGale Field.....	24 (June 9, 2002 vs Lynchburg Hillcats, 2002)
Runs Allowed, Game, Red Sox Era.....	16 (July 1, 2012 @ Myrtle Beach Pelicans, L 16-5)
Runs, Both Teams, Game.....	35 (July 22, 1998 vs Wilmington Blue Rocks, L 18-17, 12 innings)
Runs, Both Teams, Game, Nine Innings.....	32 (April 23, 1981 vs Hagerstown Suns, L 21-11)
Runs, Both Teams, Game, LewisGale Field.....	30 (June 28, 2012 vs Potomac Nationals, W 16-14)
Runs, Inning.....	12 (August 24, 1982 vs Peninsula Pilots, 6th inning)
Runs, Inning, LewisGale Field.....	9 (April 8, 1999 vs Wilmington Blue Rocks, 5th inning)
Runs, Inning, Red Sox Era.....	10 (2x, April 27, 2011 @ Kinston Indians, 2nd inning)
Runs Allowed, Inning.....	14 (August 15, 1978 vs Lynchburg Hillcats, 1st inning)
Runs Allowed, Inning, LewisGale Field.....	9 (June 9, 2002 vs Lynchburg Hillcats, 1st inning)
Runs Allowed, Inning, Red Sox Era.....	12 (August 29, 2010 @ Kinston Indians, 5th inning)
Hits, Game.....	25 (June 28, 1998 vs Frederick Keys)
Hits, Game, Red Sox Era.....	21 (August 16, 2014 vs Myrtle Beach Pelicans)
Hits Allowed, Game.....	28 (June 23, 1994 vs Prince William Cannons)
Hits Allowed, Game, LewisGale Field.....	23 (June 9, 2002 vs Lynchburg Hillcats)
Hits Allowed, Game, Red Sox Era.....	23 (July 17, 2010 @ Winston-Salem Dash)
Hits, Both Teams, Game.....	41 (July 22, 1998 vs Wilmington Blue Rocks, 12 innings)
Hits, Both Teams, Game, Nine Innings.....	41 (June 23, 1994 vs Prince William Cannons)
Hits, Both Teams, Game, LewisGale Field.....	38 (August 21, 2002 vs Winston-Salem Warthogs)
Fewest Hits, Both Teams, Game.....	3 (June 21, 2009 vs Potomac Nationals)





# SINGLE GAME TEAM RECORDS

Extra-Base Hits, Game.....	12 (July 4, 2005 @ Wilmington Blue Rocks, 14 innings)
Extra-Base Hits, Game, Nine Innings .....	11 (2x, August 17, 2012 vs Potomac Nationals)
Singles, Game.....	18 (June 28, 1998 vs Frederick Keys)
Singles, Game, Red Sox Era .....	16 (May 15, 2010 @ Myrtle Beach Pelicans)
Doubles, Game .....	9 (2x, July 24, 2013 vs Frederick Keys)
Triples, Game.....	4 (3x, April 24, 2014 vs Lynchburg Hillcats)
Home Runs, Game.....	5 (6x, June 28, 2012 vs Potomac Nationals)
Home Runs Allowed, Game .....	8 (2x, April 8, 1988 vs Durham Bulls)
Home Runs Allowed, Game, LewisGale Field .....	4 (4x, June 28, 2015 vs Lynchburg Hillcats)
Home Runs Allowed, Game, Red Sox Era .....	5 (August 21, 2009 @ Potomac Nationals)
Home Runs, Inning .....	4 (2x, July 8, 1991 vs Frederick Keys, 1st inning)
Home Runs, Inning, LewisGale Field.....	3 (3x, June 28, 2012 vs Potomac Nationals, 1st inning)
Home Runs, Inning, Red Sox Era.....	3 (5x, August 23, 2013 @ Myrtle Beach Pelicans, 9th inning)
Consecutive Home Runs, Game .....	4 (July 8, 1991 vs Frederick Keys)
Consecutive Home Runs, Game, LewisGale Field .....	3 (2x, August 17, 2011 vs Myrtle Beach Pelicans)
Home Runs, Both Teams, Game.....	11 (June 8, 1981 @ Durham Bulls)
Home Runs, Both Teams, Game, LewisGale Field.....	7 (July 29, 2012 vs Lynchburg Hillcats)
Grand Slams, Game .....	2 (May 4, 1981 vs Alexandria Dukes)
Walks, Game .....	14 (June 14, 2009 @ Myrtle Beach Pelicans, 12 innings)
Walks, Game, LewisGale Field .....	13 (2x, July 28, 2008 vs Frederick Keys)
Walks, Game, Nine Innings .....	13 (2x, May 27, 2014 @ Myrtle Beach Pelicans)
Strikeouts, Game.....	22 (May 18, 1995 @ Frederick Keys, 16 innings)
Strikeouts, Game, Red Sox Era .....	21 (August 13, 2013 @ Wilmington Blue Rocks, 18 innings)
Strikeouts, Game, LewisGale Field.....	15 (July 28, 2012 vs Lynchburg Hillcats)
Strikeouts, Game, Nine Innings .....	20 (April 30, 1982 @ Durham Bulls)
Strikeouts, Game, Nine Innings, Red Sox Era .....	17 (2x, September 1, 2015 @ Lynchburg Hillcats)
Consecutive Strikeouts, Game .....	9 (April 30, 1982 @ Durham Bulls)
Consecutive Strikeouts, Game, LewisGale Field .....	8 (April 12, 2011 vs Lynchburg Hillcats)
Stolen Bases, Game .....	9 (3x, April 6, 2007 @ Frederick Keys, 11 innings)
Stolen Bases, Game, LewisGale Field .....	8 (2x, April 30, 2015 vs Frederick Keys)
Stolen Bases, Inning .....	5 (June 10, 2011 @ Potomac Nationals, 1st inning)
Hit Into Double Plays, Red Sox Era .....	4 (3x, July 2, 2015 @ Myrtle Beach Pelicans)
Left on Base, Game, Red Sox Era .....	17 (June 14, 2009 vs Myrtle Beach Pelicans, 12 innings)
Left on Base, Game, Red Sox Era .....	16 (July 3, 2009 @ Myrtle Beach Pelicans)
Fewest Left on Base, Game, Red Sox Era .....	1 (4x, July 10, 2015 @ Frederick Keys)

## PITCHING RECORDS

Strikeouts, Game.....	22 (2x, May 31, 1999 @ Myrtle Beach Pelicans, 14 innings)
Strikeouts, Game, Red Sox Era.....	19 (July 17, 2009 @ Lynchburg Hillcats, 15 innings)
Strikeouts, Game, Nine Innings .....	19 (May 28, 2000 vs Lynchburg Hillcats)
Strikeouts, Game, Nine Innings, Red Sox Era .....	15 (4x, July 25, 2014 vs Myrtle Beach Pelicans)
Consecutive Strikeouts, Game .....	8 (May 28, 2000 vs Lynchburg Hillcats)
Walks Allowed, Game .....	17 (2x, June 4, 1998 vs Wilmington Blue Rocks)
Walks Allowed, Game, Red Sox Era.....	12 (July 30, 2014 vs Carolina Mudcats)

## FIELDING RECORDS

Assists, Game, Red Sox Era .....	24 (August 17, 2010 @ Winston-Salem Dash, 14 innings)
Assists, Game, Nine Innings, Red Sox Era.....	19 (3x, April 14, 2011 vs Lynchburg Hillcats)
Fewest Assists, Game, Nine Innings, Red Sox Era .....	3 (3x, August 7, 2015 @ Winston-Salem Dash)
Fewest Assists, Game, Seven Innings, Red Sox Era .....	1 (August 13, 2014 @ Potomac Nationals)
Errors, Game, Red Sox Era .....	7 (2x, August 5, 2015 vs Frederick Keys)
Double Plays, Game, Red Sox Era .....	5 (3x, July 10, 2015 vs Frederick Keys)

# SINGLE GAME INDIVIDUAL RECORDS

## BATTING RECORDS

At Bats, Game .....	9 (Ponciano Cruz, May 16, 1978 @ Lynchburg Mets, 18 innings)
At Bats, Game, LewisGale Field .....	8 (Miguel Vilorio, May 16, 2002 vs Frederick Keys, 16 innings)
At Bats, Game, Red Sox Era .....	8 (Matty Johnson, August 13, 2013 @ Wilmington Blue Rocks, 18 innings)
At Bats, Game, Nine Innings .....	6 (2x, Mauricio Dubon, August 28, 2015 vs Potomac Nationals)
Runs, Game .....	6 (John Rigos, June 6, 1987 vs Hagerstown Suns)
Runs, Game, Red Sox Era .....	4 (Mauricio Dubon, August 28, 2015 vs Potomac Nationals)
Hits, Game .....	6 (Mark Gile, May 20, 1984 vs Durham Bulls, 11 innings)
Hits, Game, Nine Innings .....	5 (19x, Ryan Dent, June 1, 2014 @ Potomac Nationals)
Extra-Base Hits, Game .....	4 (5x, Jake Romanski, August 31, 2014 @ Wilmington Blue Rocks)
Singles, Game .....	5 (3x, John Giudice, May 24, 1995 @ Lynchburg Hillcats)
Singles, Game, Red Sox Era .....	4 (Kevin Heller, July 1, 2015 @ Myrtle Beach Pelicans)
Doubles, Game .....	4 (Jake Romanski, August 31, 2014 @ Wilmington Blue Rocks)
Triples, Game .....	3 (Chone Figgins, June 7, 2000 vs Potomac Cannons)
Triples, Game, Red Sox Era .....	2 (Aneury Tavarez, April 24, 2014 vs Lynchburg Hillcats)
Home Runs, Game .....	3 (2x, Lou Santangelo, July 22, 2006 @ Frederick Keys)
Home Runs, Game, Red Sox Era .....	2 (Franklin Guzman, September 1, 2015 @ Lynchburg Hillcats)
Home Runs, Inning .....	2 (3x, Mandy Romero, May 13, 1990 vs Peninsula Pilots)
Grand Slams, Game .....	2 (Brian Greer, May 4, 1981 vs Alexandria Dukes)
Total Bases, Game .....	14 (Mike Floyd, August 28, 2005 @ Winston-Salem Warthogs)
Total Bases, Game, LewisGale Field .....	12 (Bryan Warner, June 26, 1998 vs Danville 97's)
Total Bases, Game, Red Sox Era .....	13 (Mookie Betts, August 23, 2013 @ Myrtle Beach Pelicans)
Runs Batted In, Game .....	8 (2x, Raymie Styons, June 12, 1981 vs Peninsula Pilots)
Runs Batted In, Game, LewisGale Field .....	7 (Dan Butler, May 30, 2011 vs Potomac Nationals)
Runs Batted In, Game, Red Sox Era .....	7 (3x, Mookie Betts, August 23, 2013 @ Myrtle Beach Pelicans)
Runs Batted In, Inning .....	5 (2x, Eli Ben, May 25, 1985 @ Durham Bulls)
Walks, Game .....	5 (2x, Ben Shelton, June 12, 1991 vs Kinston Indians)
Walks, Game, Red Sox Era .....	4 (3x, Ryan Dent, June 3, 2014 vs Frederick Keys)
Strikeouts, Game .....	6 (3x, Keury De La Cruz, August 13, 2013 @ Wilmington Blue Rocks, 18 innings)
Strikeouts, Game, Nine Innings .....	4 (Jordan Procyshen, July 1, 2015 @ Myrtle Beach Pelicans)
Stolen Bases, Game .....	4 (2x, Luis Salazar, July 4, 1978 @ Alexandria Dukes)
Stolen Bases, Game, Red Sox Era .....	3 (Cole Sturgeon, April 30, 2015 vs Frederick Keys)
Hit for the Cycle .....	Art Howe (May 31, 1971 vs Kinston Indians) Jeff Mace (June 23, 1984 vs Hagerstown Suns) Scott Seal (August 3, 2000 vs Frederick Keys) Mike Floyd (August 28, 2005 @ Winston-Salem Warthogs)

# SINGLE GAME INDIVIDUAL RECORDS

## PITCHING RECORDS

Innings Pitched, Game .....	11.0	(Jim Sadowski, June 17, 1971 @ Raleigh-Durham Triangles)
Innings Pitched, Game, LewisGale Field .....	10.0	(Scott Randall, May 11, 1997 vs Prince William Cannons)
Innings Pitched, Starter, Red Sox Era .....	9.0	(Keith Couch, July 25, 2012 vs Myrtle Beach Pelicans)
Innings Pitched, Reliever, Red Sox Era .....	6.0	(3x, Kyle Kaminska, July 20, 2015 @ Myrtle Beach Pelicans)
Runs Allowed, Game .....	12	(6x, Steve Matcuk, July 25, 1999 @ Myrtle Beach Pelicans)
Runs Allowed, Starter, Red Sox Era .....	10	(2x, Taylor Grover, May 17, 2015 @ Winston-Salem Dash)
Runs Allowed, Reliever, Red Sox Era .....	8	(Jeremiah Bayer, April 19, 2012 @ Potomac Nationals)
Earned Runs Allowed, Starter, Red Sox Era .....	10	(Taylor Grover, May 17, 2015 @ Winston-Salem Dash)
Earned Runs Allowed, Reliever, Red Sox Era .....	8	(Jeremiah Bayer, April 19, 2012 @ Potomac Nationals)
Hits Allowed, Game .....	14	(3x, Rafael Vasquez, June 19, 1977 vs Lynchburg Mets)
Hits Allowed, Starter, Red Sox Era .....	12	(2x, Teddy Stankiewicz, June 5, 2015 vs Potomac Nationals)
Hits Allowed, Reliever, Red Sox Era .....	8	(Kyle Kaminska, July 20, 2015 @ Myrtle Beach Pelicans)
Strikeouts, Game .....	18	(Chip Duncan, August 30, 1990 vs Lynchburg Red Sox)
Strikeouts, Game, LewisGale Field .....	16	(Chuck Crowder, May 28, 2000 vs Lynchburg Hillcats)
Strikeouts, Starter, Red Sox Era .....	12	(Matt Barnes, May 5, 2012 @ Winston-Salem Dash)
Strikeouts, Reliever, Red Sox Era .....	8	(William Cuevas, May 18, 2014 @ Carolina Mudcats)
Consecutive Strikeouts, Game .....	8	(Chuck Crowder, May 28, 2000 vs Lynchburg Hillcats)
Walks Allowed, Game .....	13	(Jim Sadowski, July 19, 1971 vs Raleigh-Durham Triangles)
Walks Allowed, Game, LewisGale Field .....	8	(Ryan Price, May 7, 2001 vs Lynchburg Hillcats)
Walks Allowed, Starter, Red Sox Era .....	7	(Kevin McAvoy, April 20, 2015 vs Myrtle Beach Pelicans)
Walks Allowed, Reliever, Red Sox Era .....	6	(Jose Capellan, June 6, 2009 @ Frederick Keys)
Wild Pitches, Game .....	7	(Ryan Price, April 27, 2001 @ Wilmington Blue Rocks)
Wild Pitches, Game, LewisGale Field .....	6	(Ryan Price, May 7, 2001 vs Lynchburg Hillcats)
Home Runs Allowed, Starter, Red Sox Era .....	4	(Stephen Fife, August 21, 2009 @ Potomac Nationals)
Home Runs Allowed, Reliever, Red Sox Era .....	2	(18x, German Taveras, June 28, 2015 vs Lynchburg Hillcats)

## FIELDING RECORDS

Errors, Game .....	5	(Carlos Rios, August 24, 1980 vs Kinston Eagles, 11 innings)
Errors, Game, Red Sox Era .....	3	(3x, Aneury Tavarez, July 7, 2014 vs Frederick Keys)

# CAREER BATTING RECORDS

## FRANCHISE BATTING (1968-PRESENT)

Games Played.....	649	(Pablo Cruz, 1968, 1974-78)
Runs Scored.....	372	(Pablo Cruz, 1968, 1974-78)
Hits.....	704	(Pablo Cruz, 1968, 1974-78)
Extra-Base Hits.....	121	(Pablo Cruz, 1968, 1974-78)
Singles.....	583	(Pablo Cruz, 1968, 1974-78)
Doubles.....	90	(Pablo Cruz, 1968, 1974-78)
Triples.....	18	(Pablo Cruz, 1968, 1974-78)
Home Runs.....	40	(Raymie Styons, 1981-82)
Grand Slams.....	4	(3x, Mark Gillespie, 1982)
Total Bases.....	869	(Pablo Cruz, 1968, 1974-78)
Runs Batted In.....	251	(Pablo Cruz, 1968, 1974-78)
Walks.....	231	(Pablo Cruz, 1968, 1974-78)
Fewest Walks.....	15	(Alberto De Los Santos, 1991)
Strikeouts.....	277	(Eli Ben, 1984-85)
Fewest Strikeouts.....	21	(Jason Kendall, 1994)
Hit By Pitch.....	34	(Pablo Cruz, 1968, 1974-78)
Sacrifice Hits.....	54	(Pablo Cruz, 1968, 1974-78)
Sacrifice Flies.....	16	(Pablo Cruz, 1968, 1974-78)
Ground into Double Plays.....	29	(Michael Almanzar, 2011-12)
Stolen Bases.....	85	(Miguel Dilone, 1974)
Caught Stealing.....	32	(Chone Figgins, 1999-00)
Batting Average.....	.370	(Ozzie Oliveras, 1977)
On-Base Percentage.....	.504	(Gerry Davis, 1981)
Slugging Percentage.....	.613	(Gerry Davis, 1981)
On-Base Plus Slugging Percentage.....	1.117	(Gerry Davis, 1981)

## RED SOX FRANCHISE BATTING (2009-PRESENT)

Games Played.....	236	(Matty Johnson, 2012-14)
At Bats.....	867	(Matty Johnson, 2012-14)
Plate Appearances.....	1,016	(Matty Johnson, 2012-14)
Runs Scored.....	152	(Matty Johnson, 2012-14)
Hits.....	233	(Matty Johnson, 2012-14)
Extra-Base Hits.....	78	(Brandon Jacobs, 2012-13)
Singles.....	177	(Matty Johnson, 2012-14)
Doubles.....	54	(Brandon Jacobs, 2012-13)
Triples.....	14	(Matty Johnson, 2012-14)
Home Runs.....	24	(Brandon Jacobs, 2012-13)
Total Bases.....	316	(Mario Martinez, 2014-15)
Runs Batted In.....	110	(Mario Martinez, 2014-15)
Walks.....	111	(Matty Johnson, 2012-14)
Fewest Walks.....	28	(Matt Gedman, 2013-14)
Strikeouts.....	220	(Peter Hissey, 2010-11)
Fewest Strikeouts.....	58	(Mike Jones, 2009)
Hit By Pitch.....	30	(Kevin Heller, 2013-15)
Sacrifice Hits.....	19	(Matty Johnson, 2012-14)
Sacrifice Flies.....	11	(Shannon Wilkerson, 2011-12)
Ground into Double Plays.....	29	(Michael Almanzar, 2011-12)
Stolen Bases.....	56	(Matty Johnson, 2012-14)
Caught Stealing.....	29	(Matty Johnson, 2012-14)
Batting Average.....	.306	(Oscar Tejeda, 2010, 2015)
On-Base Percentage.....	.387	(Kevin Heller, 2013-15)
Slugging Percentage.....	.505	(Xander Bogaerts, 2012)
On-Base Plus Slugging Percentage.....	.883	(Xander Bogaerts, 2012)

\* To qualify a player must have a minimum of 435 plate appearances

# CAREER PITCHING RECORDS

## FRANCHISE PITCHING (1968-PRESENT)

Games.....	129 (Dean Brueggemann, 1999-01)
Wins.....	29 (Jim Minshall, 1969-72)
Losses.....	30 (Ryan Price, 1999-02)
Games Started.....	68 (Jim Minshall, 1969-72)
Complete Games.....	21 (Jim Minshall, 1969-72)
Shutouts.....	5 (Pascual Perez, 1978)
Games Finished.....	73 (Bill Hagnis, 1973-75)
Saves.....	31 (2x, Rodrigo Escobar, 2005-07)
Innings Pitched.....	517.0 (Jim Minshall, 1969-72)
Hits Allowed.....	473 (Jim Minshall, 1969-72)
Fewest Hits Allowed.....	94 (Steve Shoemaker, 1996-97)
Runs Allowed.....	261 (Ryan Price, 1999-02)
Fewest Runs Allowed.....	47 (Josh Kalinowski, 1999)
Earned Runs Allowed.....	234 (Ryan Price, 1999-02)
Fewest Earned Runs Allowed.....	32 (Bob Cluck, 1968-69)
Earned Run Average.....	2.11 (Josh Kalinowski, 1999)
Strikeouts.....	371 (Jim Minshall, 1969-72)
Walks Allowed.....	255 (Jim Minshall, 1969-72)
Fewest Walks Allowed.....	26 (Jared Gothreau, 2003)
Walks + Hits Per Innings Pitched.....	1.10 (Dave Tellers (1991-92)
Home Runs Allowed.....	41 (Tom Stepka, 1997-98, 2001-02)
Hit Batters.....	46 (Steve Matcuk, 1998-01)
Wild Pitches.....	96 (Ryan Price, 1999-02)
Balks.....	13 (Chip Duncan, 1988-90)
Batting Average Against.....	.196 (Steve Shoemaker, 1996-97)

## RED SOX FRANCHISE PITCHING (2009-PRESENT)

Games.....	87 (Kyle Fernandes, 2009-10)
Wins.....	15 (Stolmy Pimentel, 2010-11)
Losses.....	18 (Drake Britton, 2011-12)
Games Started.....	38 (Ryan Pressly, 2011-12)
Complete Games.....	2 (Keith Couch, 2012)
Shutouts.....	1 (3x, Teddy Stankiewicz, 2015)
Games Finished.....	46 (Kyle Fernandes, 2009-10)
Saves.....	18 (Derrick Loop, 2009)
Innings Pitched.....	231.0 (William Cuevas, 2013-14)
Hits Allowed.....	231 (William Cuevas, 2013-14)
Fewest Hits Allowed.....	119 (Kyle Weiland, 2009)
Runs Allowed.....	142 (Ryan Pressly, 2011-12)
Fewest Runs Allowed.....	63 (Jeremiah Bayer, 2011-12)
Earned Runs Allowed.....	126 (William Cuevas, 2013-14)
Fewest Earned Runs Allowed.....	51 (Kyle Weiland, 2009)
Earned Run Average.....	3.46 (2x, Keith Couch, 2012)
Strikeouts.....	189 (William Cuevas, 2013-14)
Walks Allowed.....	79 (Ryan Pressly, 2011-12)
Fewest Walks Allowed.....	27 (Caleb Clay, 2010)
Walks + Hits Per Innings Pitched.....	1.28 (Teddy Stankiewicz, 2015)
Home Runs Allowed.....	23 (Cody Kukuk, 2014)
Hit Batters.....	17 (Ryan Pressly, 2011-12)
Wild Pitches.....	21 (2x, William Cuevas, 2013-14)
Balks.....	3 (4x, Kevin McAvoy and German Taveras, 2015)
Batting Average Against.....	.229 (Kyle Fernandes, 2009-10)

\* To qualify a player must have a minimum of 130 innings pitched

# TEAM STREAKS AND FEATS

## WINNING STREAK

14 Games.....	August 15-29, 2006
12 Games.....	May 22-June 1, 2007
11 Games.....	July 26- August 3, 1968
10 Games.....	July 12-23, 1980
9 Games.....	June 29-July 8, 1999
8 Games.....	August 7-17, 2014
7 Games.....	June 10-16, 2012

## HOME WINNING STREAK

11 Games.....	May 26-June 15, 2000
10 Games.....	May 12-June 6, 1988
9 Games.....	May 22-June 1, 2007
8 Games.....	July 17-31, 1980
7 Games.....	April 25-May 8, 2012

## ROAD WINNING STREAK

11 Games.....	June 24-July 19, 2006
10 Games.....	August 15-28, 2006
8 Games.....	July 1-8, 1999
7 Games.....	May 19-June 9, 2007

## LOSING STREAK

13 Games.....	July 14-26, 1982
12 Games.....	June 5-15, 1982
11 Games.....	July 16-27, 1990
10 Games.....	August 13-23, 2000
9 Games.....	July 28-August 6, 1998
8 Games.....	July 25-August 1, 2009
7 Games.....	August 9-15, 2012

## HOME LOSING STREAK

12 Games.....	May 8-29, 2011
11 Games.....	June 1-20, 1982
9 Games.....	July 22-August 14, 1998
8 Games.....	April 20-May 11, 1989
7 Games.....	May 31-June 27, 2011

## ROAD LOSING STREAK

12 Games.....	May 14-June 3, 1986
11 Games.....	July 19-August 9, 2009
10 Games.....	June 11-26, 1983
9 Games.....	August 2-22, 2012
8 Games.....	May 18-June 6, 2014
7 Games.....	April 28-May 12, 2004

## EXTRA-INNING GAMES

18 Innings..	3x (Aug. 13, 2013 @ Wilmington Blue Rocks)
17 Innings.....	June 6, 1990 vs Frederick Keys
16 Innings.....	8x (July 26, 2013 vs Frederick Keys)
15 Innings.....	6x (July 17, 2009 @ Lynchburg Hillcats)
14 Innings.....	25x (August 6, 2014 vs Lynchburg Hillcats)
13 Innings..	31x (July 26, 2012 vs Myrtle Beach Pelicans)

## GREATEST VICTORIES

16.....	4x (May 8, 2014 vs Carolina Mudcats, W 18-2)
15.....	4x (May 21, 2000 @ Lynchburg Hillcats, W 16-1)
14.....	11x (July 6, 2012 @ Carolina Mudcats, W 16-2)
13...	12x (Aug. 23, 2013 @ Myrtle Beach Pelicans, W 18-5)
12.....	12x (June 9, 2015 @ Lynchburg Hillcats, W 12-0)

## GREATEST DEFEATS

24.....	June 9, 2002 vs Lynchburg Hillcats, L 24-0
21.....	April 30, 1974 @ Lynchburg Twins, L 25-4
18.....	3x (June 9, 1986 vs Hagerstown Suns, L 21-3)
17.....	3x (July 7, 1992 @ Durham Bulls, L 20-3)
16.....	2x (April 20, 1984 vs Lynchburg Mets, L 18-2)
15.....	4x (July 4, 2015 @ Lynchburg Hillcats, L 15-0)

## MOST RUNS SCORED

22.....	June 6, 1987 vs Hagerstown Suns, W 22-6
21.....	May 29, 1994 vs Frederick Keys, W 21-7
20.....	August 6, 2008 @ Frederick Keys, W 20-9
19.....	2x (August 23, 2007 @ Frederick Keys, W 19-6)
18.....	2x (May 19, 1997 vs Lynchburg Hillcats, W 18-3)
17..	8x (Aug. 16, 2014 vs Myrtle Beach Pelicans, W 17-9)
16.....	20x (July 6, 2012 @ Carolina Mudcats, W 16-2)
15... 22x	(April 27, 2010 vs Wilmington Blue Rocks, W 15-5)

## MOST RUNS ALLOWED

25.....	April 30, 1975 @ Lynchburg Twins, L 25-4
24.....	June 9, 2002 vs Lynchburg Hillcats, L 24-0
22.....	May 19, 2005 @ Winston-Salem Warthogs, L 22-8
21.....	2x (June 19, 1986 vs Hagerstown Suns, L 21-3)
20.....	2x (July 7, 1992 @ Durham Bulls, L 20-3)
19.....	3x (June 28, 1990 vs Peninsula Pilots, L 19-9)
18... 10x	(May 10, 2003 @ Winston-Salem Warthogs, L 18-4)
17.. 12x	(July 12, 2002 @ Myrtle Beach Pelicans, L 17-8)
16... 15x	(July 1, 2012 @ Myrtle Beach Pelicans, L 16-3)
15.....	26x (July 4, 2014 @ Lynchburg Hillcats, L 15-0)

## HITS

25.....	June 28, 1998 vs Frederick Keys, W 10-3
24.....	July 7, 1977 @ Lynchburg Mets, W 13-7
23... 3x	(August 30, 2005 vs Wilmington Blue Rocks, W 16-7)
22.....	3x (May 27, 2000 vs Lynchburg Hillcats W 13-12)
21.. 3x	(Aug. 16, 2014 vs Myrtle Beach Pelicans, W 17-9)
20.....	13x (April 12, 2012 vs Lynchburg Hillcats, W 10-8)

## MOST HITS ALLOWED

28.....	June 23, 1994 vs Prince William Cannons, L 16-9
25.....	April 30, 1974 @ Lynchburg Twins, W 10-9
24...	August 13, 1994 vs Prince William Cannons, L 15-11
23.....	6x (July 17, 2010 vs Winston-Salem Dash, W 10-9)
22... 4x	(Aug. 21, 2002 vs Winston-Salem Warthogs, L 15-8)
21.....	4x (May 8, 2010 @ Winston-Salem Dash, L 16-13)
20.....	12x (July 4, 2015 @ Lynchburg Hillcats, L 15-0)



# NO-HITTERS AND PERFECT GAMES

## NO-HITTERS BY SALEM (11)

June 16, 1969	Jim Minshall	@ High Point-Thomasville Royals	W 4-0
June 29, 1972 <sup>^</sup>	John Mortan (4.0) Dewayne Mason (1.0)	@ Kinston Eagles	L 2-1 (5 inn.)
May 27, 1975	Joe Neal	@ Anderson Rangers	W 1-0
August 11, 1975	Rod Scurry (7.0), Chet Gunter (1.0)	@ Lynchburg Rangers	L 2-1
May 28, 1989	Randy Tomlin	@ Kinston Indians	W 1-0
August 4, 1996	Luther Hackman	vs Kinston Indians	W 4-1
April 10, 1997	Scott Randall (6.0) Lariel Gonzalez (1.0)	vs Wilmington Blue Rocks	W 1-0 (7 inn.)
May 7, 1997	Steve Shoemaker (6.0) Mike Zolecki (3.0)	@ Kinston Indians	W 3-0
August 7, 2002	Kip Bouknight	@ Frederick Keys	W 5-0
July 17, 2013	Henry Owens (6.0) Matty Ott (2.0) Matt Price (1.0)	@ Frederick Keys	W 6-0
April 9, 2015 <sup>*^</sup>	Jake Dahlstrand (6.0) Joe Gunkel (0.1)	@ Carolina Mudcats	W 2-0 (7 inn.)

## NO-HITTERS AGAINST SALEM (12)

June 1, 1970	Wallace Smallwood	@ Burlington Senators	L 5-0 (7 inn.)
June 7, 1977	Kevin Stephenson	@ Winston-Salem Red Sox	L 2-0 (7 inn.)
June 2, 1979	Thomas Hart	vs Peninsula Pilots	L 5-0 (7 inn.)
August 13, 1982	Rick Hatcher	@ Durham Bulls	L 3-0 (7 inn.)
April 13, 1988	Bill Kazmierczak	@ Winston-Salem Spirits	L 1-0
April 9, 1992 <sup>*</sup>	Greg Bicknell (8.0) Chuck Wiley (1.0)	@ Peninsula Pilots	L 1-0
April 8, 1995 <sup>*</sup>	Brian Woods (7.0) Archie Vasquez (2.0)	@ Prince William Cannons	L 8-0
April 15, 1999	Josh Miller (6.0) Jeremy Halpin (2.0) Derek Brown (1.0)	@ Frederick Keys	L 4-0
April 12, 2006	Radhames Liz (5.0) Russ Petrick (2.0) Jeff Montani (1.0) Casey Cahill (1.0)	@ Frederick Keys	L 3-0
August 5, 2008	Brandon Erbe (6.0) Ryan Ouellette (0.1) Fredy Deza (2.2)	@ Frederick Keys	L 5-0
June 30, 2010	Nathan Moreau	vs Frederick Keys	L 7-0
June 22, 2012	Aaron Northcraft	@ Lynchburg Hillcats	L 3-0 (7 inn.)

## PERFECT GAMES BY SALEM (0)

## PERFECT GAMES AGAINST SALEM (2)

June 2, 1979	Thomas Hart	vs Peninsula Pilots	L 5-0 (7 inn.)
August 13, 1982	Rick Hatcher	@ Durham Bulls	L 3-0 (7 inn.)

\* = Opening Day

<sup>^</sup> = Rain shortened



# NOTES





# 2016 SALEM RED SOX SCHEDULE

## APRIL

SUN	MON	TUE	WED	THU	FRI	SAT
					1	2
3	4	5	6	7 CAR	8 CAR	9 CAR
10 CAR	11 FRD	12 FRD	13 FRD 11:05 AM	14 WS	15 WS	16 WS
17 WS	18 CAR	19 CAR	20 CAR	21 WS	22 WS	23 WS
24 WS	25	26 FRD	27 FRD	28 FRD	29 MB	30 MB

## MAY

SUN	MON	TUE	WED	THU	FRI	SAT
1 MB	2 CAR	3 CAR	4 CAR	5 WS	6 WS	7 WS
8 WS	9	10 LYN	11 LYN	12 LYN	13 WIL	14 WIL
15 WIL	16 WIL	17 LYN	18 LYN	19 LYN	20 WS	21 WS
22 WS	23 WS	24 POT	25 POT	26 POT	27 LYN	28 LYN
29 LYN	30 LYN	31				

## JUNE

SUN	MON	TUE	WED	THU	FRI	SAT
			1 MB 11:05 AM	2 MB	3 MB	4 LYN
5 LYN	6 LYN	7 LYN	8	9 WIL	10 WIL	11 WIL
12 WIL	13 POT	14 POT	15 POT	16 WS	17 WS	18 WS
19 WS	20	21	22	23 FRD	24 FRD	25 FRD
26 FRD	27 MB	28 MB	29 MB	30 FRD		

## JULY

SUN	MON	TUE	WED	THU	FRI	SAT
					1 FRD	2 FRD
3 FRD	4 CAR	5 CAR	6 CAR	7 CAR	8 LYN	9 LYN
10 LYN	11 LYN	12	13 WIL	14 WIL	15 WIL	16 POT
17 POT	18 POT	19 POT	20	21 FRD	22 FRD	23 FRD
24 FRD	25 POT	26 POT	27 POT	28 MB	29 MB	30 MB

## AUGUST

SUN	MON	TUE	WED	THU	FRI	SAT
31 MB 7:05 PM	1 WIL	2 WIL	3 WIL	4 LYN	5 LYN	6 LYN
7 LYN	8	9 MB	10 MB	11 MB	12 WIL	13 WIL
14 WIL	15 CAR	16 CAR	17 CAR	18 CAR	19 WS	20 WS
21 WS	22	23 POT	24 POT	25 POT	26 FRD	27 FRD
28 FRD	29	30 WS	31 WS			

## SEPTEMBER

SUN	MON	TUE	WED	THU	FRI	SAT
				1 WS	2 LYN	3 LYN
4 LYN	5 LYN	6	7	8	9	10

### GAME TIMES/SCHEDULE KEY

HOME
  AWAY

**GAME TIMES (UNLESS OTHERWISE NOTED)**  
 SUN: 4:05 PM • SAT: 6:05 PM • MON-FRI: 7:05 PM