

# 2018 MISSISSIPPI BRAVES MEDIA GUIDE



# RONALD ACUNA

BASEBALL AMERICA'S 2017 MINOR LEAGUE PLAYER OF THE YEAR



# Take your radio with you anywhere!



Never miss your favorite game, music, show or news! Get the free iHeartRadio app and tune in!



[www.iheartradio.com](http://www.iheartradio.com)

# TABLE OF CONTENTS

## General Information

Batting Practice Schedule .....	2
Media Guidelines .....	3
M-Braves Firsts .....	4
Parking .....	2
Trustmark Park .....	4-5
Facts .....	4
Seating Diagram .....	5

## Front Office

Addresses .....	7
E-Mail .....	7
Mailing .....	7
Shipping .....	7
Website .....	7
Biographies .....	8-10
Dave Burke .....	9
Harris, Chris .....	10
DeSalvo, Steve .....	8
Contact Information .....	7
Field Staff Listing .....	7
Staff Listing .....	7

## Field Staff

Biographies .....	12-13
Lewallyn, Dennis .....	13
Maloney, Chris .....	12
Mendez, Carlos .....	13
Saunders, TJ .....	13

## 2018 M-Braves

Potential Players	
Pitchers .....	15-30
Position Players .....	32-50

## Farm System

Awards & Accolades .....	64
Baseball Operations .....	52
Minor League Stats .....	65-67
Batting Leaders .....	65
Pitching Leaders .....	66
Standings .....	67
Team Listings .....	52-63
Atlanta .....	52-53
Danville .....	62-63
Florida .....	58-59
Gwinnett .....	54-55
Mississippi .....	56-57
Rome .....	60-61

## 2017 Review

All-Stars .....	104-105
Day-by-Day .....	70-72
Final Team Stats .....	80
Home Stats .....	83
Road Stats .....	84
Situational Stats .....	85
vs. Righties .....	81
vs. Lefties .....	82
Highs & Lows .....	78-79
League Leaders .....	101-103
Batting .....	101
Pitching .....	102
Team .....	103
Monthly Statistics .....	86-91
April .....	86
May .....	87
June .....	88
July .....	89
August .....	90
September .....	91
Overall Statistics .....	80-85
Results .....	75-77
Doubleheaders .....	77
Extra-Inning Games .....	77
One-Run Games .....	75
Shutouts .....	76
Southern League Awards .....	105
Southern League Stats .....	92-100
vs. Biloxi .....	92
vs. Birmingham .....	93
vs. Chattanooga .....	94
vs. Jackson .....	95
vs. Jacksonville .....	96
vs. Mobile .....	97
vs. Montgomery .....	98
vs. Pensacola .....	99
vs. Tennessee .....	100
Standings .....	69
Transactions .....	73-74

## M-Braves History

All-Time Rosters .....	141-145
Attendance .....	146-147
Award Winners .....	137-138
Batting Records .....	121-128
Franchise .....	121
Career Batting .....	122
Highs & Lows .....	124-125
Mississippi .....	123

Yearly .....	126-128
Historic Milestones .....	107-110
In the Majors .....	139-140
League Leaders .....	136
Manager Bios .....	116-120
Managerial Stats .....	114
Opening Day Lineups .....	148-149
Playoff Stats .....	114
Pitching Records .....	129-135
Franchise .....	129
Career Pitching .....	130
Highs & Lows .....	132
Mississippi .....	131
Yearly .....	133-135
Southern League Stats .....	113
Championships .....	113
Playoff Appearances .....	113
Win-Loss Records .....	113
Yearly Finishes .....	111-112

## Southern League

Mileage Chart .....	162
Past Champions .....	151
Southern League Directory .....	152
Southern League Map .....	162
Teams .....	153-161
Biloxi .....	153
Birmingham .....	154
Chattanooga .....	155
Jackson .....	156
Jacksonville .....	157
Mobile .....	158
Montgomery .....	159
Pensacola .....	160
Tennessee .....	161

## Miscellaneous

City-Wide Services .....	164
Extra Innings Rule for 2018 .....	166
Hotel Information .....	165
Braves' Hotels on the Road .....	165
Opponents' Hotel in MS .....	165
Pace of Play Regulations for 2018 .....	166



# GENERAL INFORMATION

## Batting Practice Schedule

*Times are subject to change*

Game Time:	7:00	10:35	1:00	5:00	6:00
Home BP Starts	4:00	7:35	10:00	2:00	3:00
Home BP Ends	4:45	8:20	10:45	2:45	3:45
Visiting BP Starts	4:45	8:20	10:45	2:45	3:45
Visiting BP Ends	6:00	9:35	12:00	4:00	5:00
Home Infield	6:00	9:35	12:00	4:00	5:00
Visiting Infield	6:10	9:45	12:10	4:10	5:10
Field Prep	6:20	9:55	12:45	4:20	5:20
First Pitch (approx.)	7:00	10:35	2:00	5:00	6:00

## Parking Information

Mississippi Braves VIP parking passes are available for any interested individuals for \$75. The VIP parking passes guarantee that fans will get a parking spot, and the parking spot will be closer to the stadium as it will be in the VIP parking lot. All other public parking is free.

## Smoke-Free Environment

Trustmark Park is a smoke-free facility. The seating areas and concourses of Trustmark Park are smoke free.

## Editorial Information

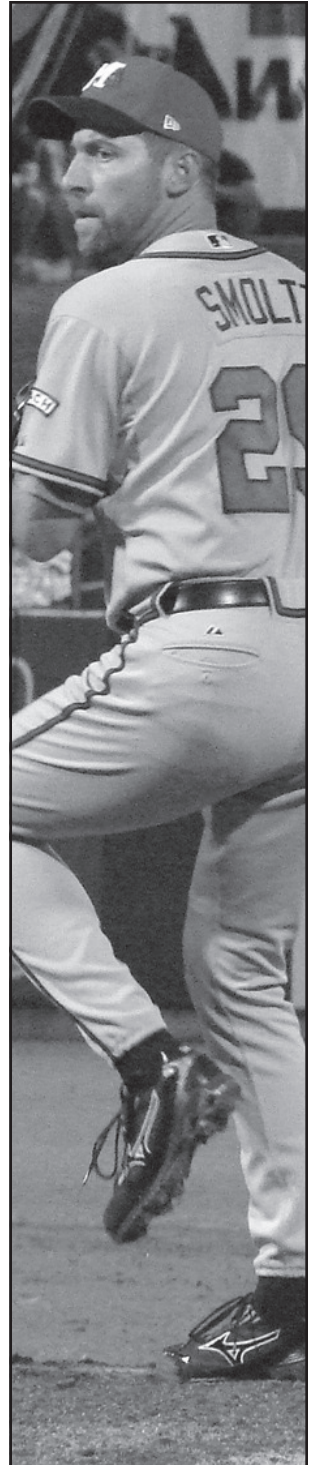
The 2018 Mississippi Braves Media Guide was produced by the Mississippi Braves Media Relations Department. The majority of the guide's layout, design and research were done by Director of Communications, Media & Broadcasting Chris Harris. Patrick Westrick, Graphic Design Manager, and Anna Grissett, Media Relations Trainee made significant contributions. The covers were designed by Patrick Westrick.

Photos for the guide were provided by Ed Gardner, Tate Nations, the Mississippi Braves, Atlanta Braves and other various MiLB teams.

This edition of the Mississippi Braves Media Guide was printed by Hederman Brothers Printing.

Statistical Information used in this guide courtesy of MLBAM and the Atlanta Braves.

Copyright 2018 Mississippi Braves Baseball Club, Inc. A Liberty Media Company. All rights reserved. Reproduction of the Mississippi Braves Media Guide in whole or in part without the permission of the Mississippi Braves Baseball Club, Inc. is strictly prohibited. All information is as of March 1, 2018.





# MEDIA GUIDELINES

**Admission to Trustmark Park:** Enter through the Media/VIP Entrance directly behind home plate and the press box at Trustmark Park. All gates at Trustmark Park open at 6:00 PM for Monday-Friday games, 5:00 PM for Saturday games, 12:00 PM for Sunday games in April and May and 4:00 PM for Sunday games June through August. Times are subject to change. Early admittance to media members is accepted on a case-by-case basis. In such occurrences, media should enter Trustmark Park through the administrative offices and speak to the Media Relations Department.

**Clubhouses:** The tunnel to the home and visiting clubhouses is located directly adjacent to the corporate picnic pavilion down the third base line. Clubhouses are open to the media two hours before first pitch. Both clubhouses close 45 minutes before first pitch and remain off-limits during the game. Clubhouses re-open approximately 10 minutes after the final out. The umpires dressing room is off-limits to the media. The training room, weight room and player's lounge are closed to the media at all times. Still photographers are not permitted in the clubhouse without express permission of the Mississippi Braves Media Relations Department. The clubhouses are limited to credentialed working media only. Absolutely no admittance will be allowed without proper credentials.

**Credentials:** To obtain season or daily credentials, a request must be made to the Mississippi Braves Media Relations Department. Credentials will be issued only to legitimate news gathering agencies that have contacted the Media Relations Department at least 24 hours prior to the day of the game. To obtain media credentials, a written request must be made to the Braves' Media Relations Department on appropriate letterhead stationery. Please specify the name(s) and function of the individual(s) being sent to cover the game. Identification will be required before credentials can be distributed. Credentials may be picked up at Will Call located at the main ticket window at Trustmark Park. The main ticket window at Trustmark Park opens at 9 AM Monday-Friday. Credentials are not issued to anyone under 18 years of age. Any party abusing this policy will forfeit their credential and all privileges.

**Field Access:** Working media can access the field through gates on the far end of each dugout. Media members are allowed on the field during batting practice but must stay behind the batting cage.

**Interview Policy:** All interviews, live TV shots, etc., are available on a first-come, first-served basis, and must be coordinated in advance and in conjunction with player/coach availability. To make arrangements, please call the M-Braves Media Relations Department.

**Media Parking:** Limited parking for the media is available in the Media Lot. The entrance to the Media Lot is located opposite the main parking lot off of 1 Braves Way and Bass Pro Drive. It is adjacent to the media and VIP entrance to Trustmark Park. The Media Lot is directly behind home plate, in between Trustmark Park and Bass Pro Shop. Media Lot parking passes can be picked up at the ticket office with credentials. Requests for parking passes must be made along with credentials.

**Photography:** Photo credentials are issued in the same manner as other credentials. Due to limited photo locations, it is impossible to allow freelance photographers access unless assigned by a legitimate news gathering agency. A limited number of still photographer field level positions are available, subject to team discretion. Still photographers will shoot from the camera wells located on the home plate side of each dugout when available.

**Press Box:** Trustmark Park's press box is located on the suite level behind home plate. Stairs and an elevator to the press box are on the right after entering the stadium. Once on the suite level, walk to the left, the press box will be on your right. Limited seating is available in the press box and working media take precedence in the press box as long as seats are available. The main area of the press box is for writing press while the booths are for radio and TV media members. Your cooperation is requested in keeping a working press box atmosphere. Both clubs' game notes, statistical information, press releases and roster sheets will be available daily. The press box is available to working media only and credentials must be shown upon entrance.

**Press Box Meals:** Prior to each home game, media and scouts are welcome to dine in the press box dining area. Food and drinks will be available through the seventh inning on most nights. Dining room usage is limited to those with proper credentials. It is impossible to accommodate family members, friends or guests.

**No Autographs:** Any member of the media requesting autographs while credentialed will have press access revoked.

**Scouts Access:** The Mississippi Braves are proud to offer press box meals and drinks to all visiting scouts.

# TRUSTMARK PARK FACTS

**Grand Opening:** April 18, 2005. Mississippi lost to Montgomery, 11-6.

**Location:** Between Childre Road and Bass Pro Drive in Pearl, MS. Near the junction of I-55 and I-20.

**Seating:** Two levels of seating supported by one wrap-around concourse. Home Plate, Dugout and Field Level seats are located below the concourse and the Suite Level. The Suite Level includes 21 luxury suites that allow fans to personalize their Braves experience. Fans can also enjoy "picnic style" seating on the berm beyond the left-center field wall.

**Capacity:** With a capacity of 8,480, Trustmark Park ranks third in the Southern League behind Jacksonville and Birmingham in total seating capacity. To add to the fan experience, each seat in the seating bowl has a chair back, arm rest and cup holders.

**Cooling Fans:** Prior to the 2018 season, the Braves installed 16 large fans that are manufactured to decrease the ambient temperature by up to 10° F. There are 12-foot fans located around the lower concourse and eight 10-foot fans on the suite level, including one on each of the Mitchell Signs Party Decks located on the first base and third base side of the suite level. Two 84-inch fans placed at the Yuengling Picnic Pavilion located down the third base line.

**Playing Field:** Approximately 110,000 square feet of tifway 419 hybrid bermuda grass. Under the playing surface lies 8,000 feet of drainage pipes connected to three 40 horse-power engines that can pump from 8 to 10 inches of water an hour. The field irrigation system has 70 sprinkler heads that spray 30 gallons of water per minute. The turf for the field is grown in the bullpens.

**Field Dimensions:** The field dimensions are 335' down the left field line, 402' to center field, and 332' down the right field line. The power alleys are 380' to left-center and 385' to right-center.

**Entry Plaza:** The main entrance to Trustmark Park was built as a welcoming mat into the stadium. The entrance includes the main ticket window, the Braves Front Office, the Extra Innings Team Store and a scrolling matrix board.

**Extra Innings Team Store:** The Extra Innings Team Store features the latest in Mississippi and Atlanta Braves merchandise. Fans can get everything from clothing to team baseball card sets.

**Farm Bureau Grill:** The Grill is a full service restaurant beyond the right field wall that overlooks the playing field and is open to patrons during games.

**Family Fun Zone:** The Fun Zone houses a variety of inflatable and interactive activities for children including an inflatable slide, a speed pitch cage and a whiffle ball cage, just to name a few.

**Picnic Pavilion:** A two-tiered, catered seating area down the third base line that seats up to 325 fans.

**Disabled Seating:** The entire stadium is wheelchair accessible and is compliant with the Americans with Disabilities Act.

## Mississippi Braves Firsts

### First Game

April 18, 2005 vs. Montgomery

Attendance: 7,062

TOG: 2:50

Lost: 11-6

WP: Chris Seddon LP: Anthony Lerew

### First Pitch

Anthony Lerew, 7:45 pm CT

### First Batter

Michael Curry, Montgomery

### First Braves Batter

Jonathan Schuerholz

### First Hit

Fernando Cortez, Montgomery (single)

### First Braves Hit

Jonathan Schuerholz (single)

### First Double

Jeff Francoeur

### First Triple

Delmon Young, Montgomery

### First Braves Triple

Gregor Blanco

### First Homer

Chairon Isenia, Montgomery

### First Braves Homer

Scott Thorman

### First Back-to-Back Homers

S. Thorman/B. McCann (4/20)

### First RBI

Delmon Young, Montgomery

### First Braves RBI

Scott Thorman

### First Run Scored

Fernando Cortez, Montgomery

### First Braves Run Scored

Jonathan Schuerholz

### First Stolen Base

Fernando Cortez (4/19)

### First Braves Stolen Base

J. Schuerholz (3rd)/

W. Timmons (2nd) - (4/19)

### First Error

Wes Timmons

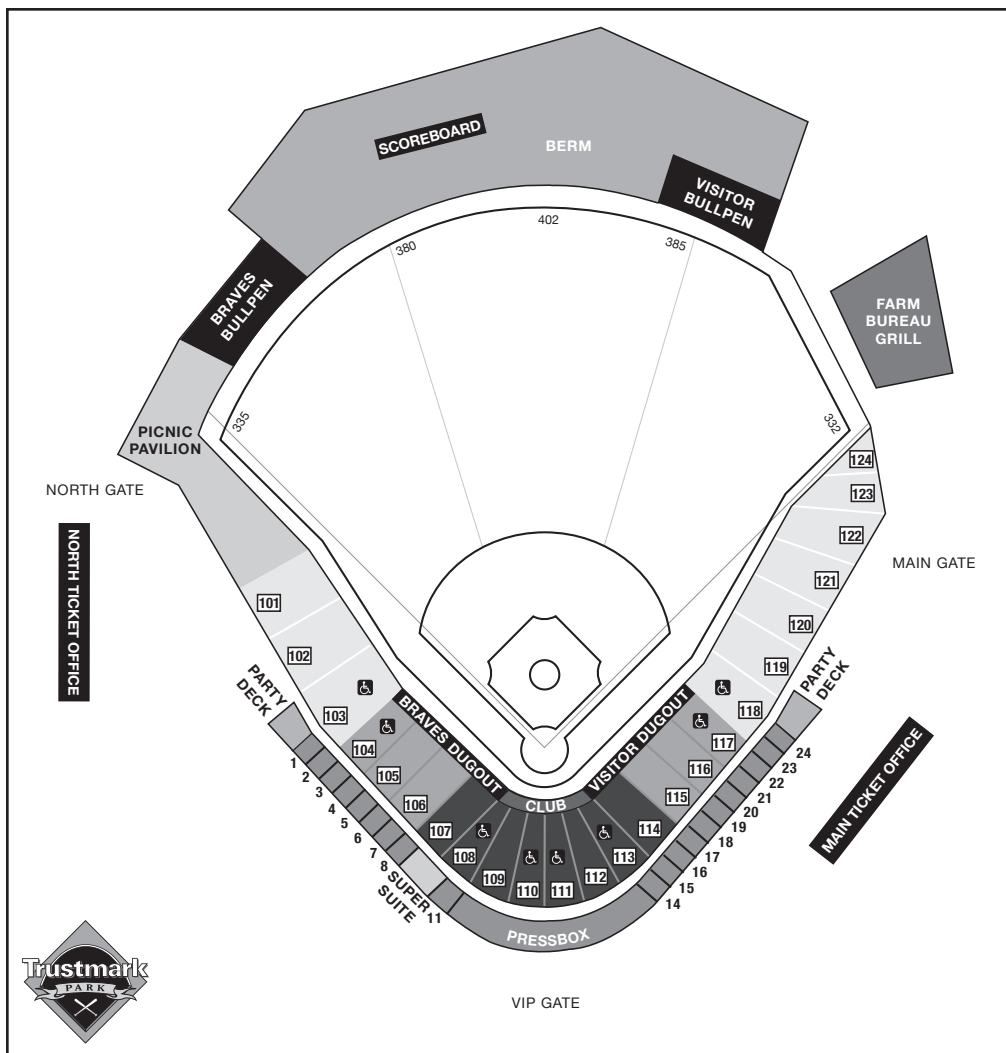
### First Strikeout

Michael Curry by Anthony Lerew

### First Walk

Luis Hernandez

# TRUSTMARK PARK STADIUM GUIDE



Club Level .....	\$25
Home Plate Level .....	\$16
Dugout Level .....	\$14
Field Level .....	\$9
General Admission/Berm .....	\$6
Ticket Office	
Farm Bureau Grill	
Party Deck*	
Supersuite*	
Suites*	
Picnic Pavilion*	

\*Party Decks, Suites, SuperSuite and the Picnic Pavilion are rented nightly and booked in advance. For more information on booking your group in one of these private areas, please call the Mississippi Braves at 888-BRAVES4 or 601-932-8788.

**MISSISSIPPIBRAVES.com**



# FRONT OFFICE STAFF





## Mississippi Braves

Trustmark Park  
1 Braves Way • Pearl, MS • 39208  
P.O. Box 97389 • Pearl, MS • 39288

General Information: 601-932-8788  
Website: [www.mississippibraves.com](http://www.mississippibraves.com)  
Toll-Free Information & Tickets: 888-BRAVES4

Media Phone: 601-932-8788  
Media Email: [chris.harris@braves.com](mailto:chris.harris@braves.com)  
Game Notes: [www.mississippibraves.com/gamenotes](http://www.mississippibraves.com/gamenotes)  
Press Box: (601) 664-7712 • Fax: (601) 936-3567

## Mississippi Braves Management & Staff

### Executives

Vice President/General Manager ..... Steve DeSalvo  
Assistant General Manager ..... Dave Burke

### Full-Time Staff

Merchandise Manager ..... Sarah Banta  
Assistant Stadium Operations Manager..... Tony Duong  
Concessions & Stadium Operations Manager..... Zach Evans  
Director of Communications, Media & Broadcasting ..... Chris Harris  
Suites, Catering & Special Events Manager..... Nancy Minev  
Promotions & Entertainment Manager ..... Dan Oleskowicz  
Ticket Manager ..... Jeff Olson  
Group Sales Manager ..... Scott Pulliam  
Director of Community Relations & Office Manager ..... Christy Shaw  
Director of Field & Facility Operations ..... Matt Taylor  
Graphic Design Manager ..... Patrick Westrick  
Director of Operations..... Jan Williams

### Field Staff

Manager..... Chris Maloney  
Pitching Coach ..... Dennis Lewallyn  
Hitting Coach ..... Carlos Mendez  
Trainer..... T.J. Saunders  
Strength and Conditioning Coach ..... Paul Howey

# VICE PRESIDENT/GENERAL MANAGER



Steve DeSalvo, a 58 year-old native of Centereach, New York, is in his 32nd season with the Braves' Double-A franchise and his 38th season in professional baseball, 37 of them as a Minor League General Manager.

A Magna Cum Laude graduate of St. John's University in New York City with a Bachelor of Science in Sport Management, DeSalvo began his career in Daytona Beach, FL, as Assistant General Manager of the 1981 Florida State League Champion Daytona Beach Astros.

From there, DeSalvo was promoted to General Manager of the Auburn Astros of the NY-Penn League. Spending two years in Auburn, DeSalvo's club broke an all-time attendance record, earning him the league's 1983 Executive-of-the-Year honors.

In 1985-86, DeSalvo returned to the FSL as General Manager of the Ft. Myers Royals. At the conclusion of the 1986 season, DeSalvo accepted the position of Assistant General Manager of the Tucson Toros, Triple-A affiliate of the Houston Astros. However, three months later, DeSalvo was named General Manager for the Greenville Braves.

DeSalvo has been named Southern League Executive of the Year three times (1990, 1998 and 2007). His peers also honored him in 1997 with the Southern League's Outstanding Community Service Award. In 1992, Greenville captured its first Southern League Championship under DeSalvo's tenure and when Mississippi won the 2008 SL title, it marked the fifth time DeSalvo has been General Manager of a championship team.

In October 2000, DeSalvo was elected Vice President of the Southern League. DeSalvo is the Double-A Braves representative on the Southern League Board of Directors.

He involved the Braves with many charitable organizations in the Greenville, SC, area. In three consecutive years (2001-03), DeSalvo was named Man of the Year by the Upstate Leukemia & Lymphoma Society in his efforts to raise funds in the fight against devastating childhood diseases. In 2001, he was awarded the Vocational Service Award by the Pleasantburg Rotary Club.

DeSalvo was also actively involved with an effort to save middle school sports in cooperation with the School District of Greenville County. His work, through the CORE Initiative, has assisted in allowing basketball, baseball and softball to continue at the middle school level. In 2002, he was awarded the American Medal of Honor for his community service work, a national award presented through the American Biographical Institute.

DeSalvo commuted back and forth from Greenville, SC, to the Jackson area during the 2004 baseball season and became a permanent resident of Rankin County in September 2004. Continuing the community efforts put forth in South Carolina, DeSalvo sits on several community boards including The Salvation Army, The Pearl Chamber of Commerce Executive Board (President Elect), The Pearl Kiwanis Club, The Louisiana-Mississippi Chapter of the ALS Association (Vice President) and Mississippi March of Dimes.

DeSalvo served as Chairman for the American Red Cross Ride for the Red and as Chairman for the Leukemia Society's Light the Night Walk (2006). He has also served as Corporate Walk Chair for the MS Walk (2014), the ALS Walk (2014) and the MS March of Dimes' March for Babies (2016). In 2016, DeSalvo served as Chairman of the March of Dimes Signature Chefs event and was named 2016 March of Dimes Volunteer of the Year.

In addition, DeSalvo is a member of the Downtown Jackson Rotary Club and was honored by the Pearl Kiwanis Club by being selected as the 2010-11 Kiwanian of the Year. He also received the 2016 Ray Rogers Award in recognition of outstanding community service as awarded by The City of Pearl. DeSalvo has involved the Mississippi Braves in numerous charitable events throughout the Jackson Metro area. The M-Braves have donated over \$1,000,000 in cash, merchandise and tickets to many area charities and fundraising events.

In October 2011, after the announced retirement of Southern League President Don Mincher, DeSalvo served as Interim Southern League President until the Southern League Board elected a new president in July 2012. DeSalvo was also elected to the Greater Greenville (SC) Baseball Hall of Fame's Class of 2013.

Steve is also a "lifetime" member of Strathmore's Who's Who for Business Professionals in the United States.



# ASSISTANT GENERAL MANAGER



With over 28 years of experience in sales and baseball management, Dave Burke enters his first year as the Assistant General Manager in 2018 and his seventh season with the Mississippi Braves overall. Burke joined the M-Braves staff in the fall of 2011 as Director of Sales.

Before moving to Mississippi, Burke was appointed General Manager of the Grand Prairie AirHogs, member of the American Association, in October 2007 after serving four years as General Manager of the Hudson Valley Renegades, a Class A Affiliate of the Tampa Bay Rays, and three years as General Manager of the Fort Myers Miracle, a Class A Affiliate of the Minnesota Twins.

Under his leadership, the Grand Prairie AirHogs organization was prestigiously named one of the 2009 Top 100 Work Places in Dallas-Fort Worth by the Dallas Morning News. In addition, the team was recognized by the Grand Prairie Recreation & Parks Department as its 2008 "Partner of the Year" and Dave, himself, was recognized as the 2009 "Man of the Year" by the Grand Prairie Chamber of Commerce.

He began his career in baseball with the Burlington Indians, a Class A Affiliate of the Cleveland Indians. As GM of the Fort Myers Miracle, Burke was deeply involved in developing a growth strategy for the team that resulted in leading league attendance for three consecutive years. In his final three years with the team, Burke served as Spring Training Coordinator for the Twins.

Burke was named Executive of the Year for the Florida State League in 2001 and was also a recipient of the Organization of the Year in 2002, an honor that encompassed all Class A minor league teams.

In 2005, Burke was awarded by the Greater Southern Dutchess Chamber of Commerce as a "Top 40 Under 40" for his community involvement and business leadership in the Hudson Valley. For 2006, Burke was selected by the Rotary of the Hudson Valley as "Business Person of the Year."

Also in 2006, Burke was named as League Executive of the year for the New York-Penn League as well representing the Hudson Valley Renegades as the recipient of the John Johnson award for the league.

Burke holds a Bachelor of Science degree in Economics from Rutgers University.



# MEDIA RELATIONS



## DIRECTOR OF COMMUNICATIONS, MEDIA & BROADCASTING

Chris Harris enters his 10th season in Minor League Baseball and first with the Mississippi Braves as Director of Communications, Media & Broadcasting.

The two-time Southern League Broadcaster of the Year (2013 and 2017) served the past three years as the Director of Media Relations and Broadcasting for the Southern League's Biloxi Shuckers. Before moving to Biloxi in 2015, Harris served as Manager of Media Relations and Broadcasting and eventually Vice President of Communications for the West Tenn Diamond Jaxx/Jackson Generals from 2009-2014, earning his first Southern League Broadcaster of the Year award in 2013.

Harris led the public relations efforts for Biloxi's move into MGM Park in 2015 and oversaw the national coverage of the historic 54-game road trip and beginning of the franchise. Harris was once again recognized by the league in 2017, being awarded the Southern League Broadcaster of the Year award for a second time.


His career as a play-by-play broadcaster has led him to appearances on Seattle Mariners spring training and regular season broadcasts, the 2011 Southern League Home Run Derby, 2010 and 2011 Southern League All-Star Games, 2015 exhibition game between the Biloxi Shuckers and Milwaukee Brewers and over 1,250 minor league games.

Harris graduated from Bethel University (TN) in 2007 with a degree in business management. Harris still ranks second in Tennessee state history in high school home runs (48) and RBI's (208). Harris now resides in Flowood, MS.

When not broadcasting sports, he enjoys rooting for the University of Memphis Tigers and Memphis Grizzlies.




# MANAGER AND STAFF





# MANAGER

## 2018 MANAGER



Jackson, Miss native Chris Maloney enters his first season as the M-Braves manager and is the seventh skipper in franchise history. Maloney attended Jackson's St. Joseph High School and graduated from Mississippi State University in 1983.

Maloney spent the previous six years on the St. Louis Cardinals Major League coaching staff as the team's Third Base Coach (2016-July 2017) and First Base Coach (2012-15).

Prior to joining the Cardinals, Maloney was the Memphis Redbirds (AAA) manager for five seasons (2007-11), leading the team to winning records in four of his five seasons.

He guided the 2010 Redbirds to the Pacific Coast League Championship Series for the second straight season and entered the 2010 series on a nine-game PCL playoffs win streak dating back to 2009 when his Memphis club won the PCL Championship by sweeping Albuquerque and Sacramento in six straight games. Maloney skippered two seasons at Springfield (AA) from 2005-06 prior to his promotion to Memphis.

"Hammer" returned to the Cardinals organization in 2005 after having spent three years in the Astros organization as manager of the Triple-A New Orleans Zephyrs. Maloney posted a 212-220 record with the Zephyrs, including a first place finish in 2002. Maloney's previous tenure with the Cardinals included Manager of the Year honors in three different leagues: the New York-Penn League while leading Hamilton to a 56-20 (.737) record in 1992, the highest winning percentage by a Cardinals minor league team; the South Atlantic League with Savannah in 1993, and the Texas League with Arkansas in 1998. His 1993 Savannah squad posted a 94-48 record and captured the league title as Maloney was named Baseball Weekly's Minor League Manager of the Year.


In his 17 seasons as a manager in the Cardinals system, Maloney compiled a 1016-870 (.539) record. His work with young Cardinals players was formally recognized when he was presented with the 2006 and 2009 George Kissell Awards, presented annually for excellence in player development. The 2009 award made Maloney the first two-time winner.

Maloney ranks ninth among active minor league managers in wins with 1,350 entering the 2018 season, one spot ahead of former M-Braves manager Ralph "Rocket" Wheeler (1,340) and three places ahead of another in Phillip Wellman (1,073). Wheeler will be managing the Class-A Rome Braves this season while Wellman will lead the San Diego Padres Double-A club in San Antonio in 2018.

Maloney, 56, was signed as a non-drafted free agent by the New York Mets after his playing days at Mississippi State. The former outfielder-first baseman was purchased by the Cardinals in 1986 and played one minor league season at Springfield, Ill. He and wife, Laurie, have a daughter, Ann Bradley, and son, Jake, and reside in Jackson, Miss., in the off-season.

## FIELD STAFF

## 2018 PITCHING COACH




The 2018 season marks Dennis Lewallyn's 47th season in professional baseball, including his 36th year in a coaching role. Lewallyn joined the organization in 2013 and worked his first four seasons as the M-Braves pitching coach. Lewallyn spent the 2017 season as Atlanta's High-A (Florida Fire Frogs) pitching coach. He spent six seasons, from 2007 to 2012, as a part of the Chicago Cubs farm system, spending his final two years as their minor league pitching coordinator. From 2007 to 2010, he served as the Cubs' Double-A (Tennessee Smokies) pitching coach.

He spent 11 years (1996-2006) as a coach with the Arizona Diamondbacks organization. He originally joined the D-backs when the team was formed through expansion in 1996 as the pitching coach for the Lethbridge Black Diamonds (Rookie).

He was Arizona's Major League bullpen coach during the second half of the 2004 season. From 2002 to 2006 he was the D-backs minor league pitching coordinator. From 1996 to 2001 he worked as a pitching coach in the D-backs system: Lethbridge (R, 1996), South Bend (A, 1997), High Desert (A, 1998) and El Paso (AA, 1999-2001). Lewallyn began his coaching career in 1983 with the Los Angeles Dodgers organization and spent the next 13 seasons (through 1995 season) in various pitching coach roles.

A former first-round draft selection (eighth overall) by the Los Angeles Dodgers, he pitched for three teams (Los Angeles, 1975-79; Texas, 1980; Cleveland, 1981-82) over an 11-year career, including parts of eight seasons at the Major League level. Dennis and his wife Kathy reside in Pensacola, Fla and have two sons, David and Bryan.



## 2018 HITTING COACH

The 2018 season marks Carlos Mendez's 11th season overall in the Braves organization and his first as hitting coach for the M-Braves. He spent the previous four seasons as the hitting coach with the Club's High-A affiliate Florida Fire Frogs. Mendez joined the organization in 2008 and has spent his first 10 seasons as a hitting coach at four different levels across the farm system. In 2014, he opened the season with rookie-level Danville before being assigned as the hitting coach for the Lynchburg Hillcats in mid-April. From 2011 to 2012, Mendez served as the Rome Braves hitting coach. He spent the 2013 season with the Gulf Coast League Braves in the same role. Mendez spent his first three seasons with the club, 2008 to 2010, as the hitting instructor for the rookie-level Danville Braves.

The former first baseman and designated hitter was originally signed by the Kansas City Royals as a non-drafted free agent in 1991. During his 16-year (1991-2007) career, Mendez posted an overall minor-league batting average of .297 while playing with five organizations including Kansas City, Detroit, Oakland, Baltimore and Atlanta. In 2003, Mendez spent nearly four months with the Baltimore Orioles over two stints and played in 26 games. Carlos and his wife Cortney have two children, Carlos Jr., and Tatiana, and reside in Wilmington, Del.




## 2018 TRAINER

T.J. Saunders returns for his second season with the M-Braves in 2018. He Spent the past eight (2009-16) with the Detroit Tigers organization, serving three seasons at Double-A Erie (2014-16) where he was named 2015 Eastern League Athletic Trainer of the Year.

The Annapolis, MD, native is a 2001 graduate of Florida State University with a bachelor of science degree in exercise science and an emphasis in athletic training. In 2009, Saunders graduated from the University of Tennessee-Knoxville where he earned a master's degree in exercise physiology.

Saunders is also a United States Coast Guard Licensed Captain. In his spare time, he enjoys saltwater fly fishing and guiding. He resides in Lakeland, FL.

# 2018 POTENTIAL PITCHERS





## CLOUSE, CORBIN

LHP

**Bats:** Switch**Height:** 6-0**Born:** 6/26/1995**Acquired:** 27th Round 2016 Draft**Throws:** Left**Weight:** 230**Resides:** Grand Ledge, MI**School:** Davenport (MI)***Clouse's Career Statistics***

Year	Club	W-L	ERA	G	GS	CG	SHO	SV	IP	H	R	ER	HR	HB	BB	SO	AVG	WHIP
2016	Danville	1-0	0.00	4	0	0	0	1	6.2	0	0	0	0	0	2	16	.000	0.30
2016	Rome	4-0	1.52	15	0	0	0	4	23.2	13	4	4	1	1	13	37	.160	1.10
2017	Florida	2-0	2.31	25	0	0	0	2	35.0	31	13	9	0	0	21	46	.228	1.49
2017	Mississippi	3-4	2.86	16	0	0	0	1	22.0	21	8	7	2	0	13	26	.256	1.55
Minor League Totals		10-4	2.06	60	0	0	0	8	87.1	65	25	20	3	1	49	125	.204	1.31

***Clouse's 2017 Highlights***


Appeared in 41 games between High-A Florida and Double-A Mississippi, combining to go 5-4 with a 2.53 ERA (16 ER/57.0 IP) and 72 strikeouts...His 2.53 ERA ranked eighth best among Atlanta relief farmhands (min. 30.0 IP), while his 11.4 strikeouts per 9.0 innings ranked fifth best among all Atlanta pitching prospects (min. 50.0 IP)...Registered at least one strikeout in 35 of his 41 appearances on the season.

***Clouse's Career Highlights***

**2016:** Split his first professional campaign between rookie-level Danville and Single-A Rome, combining to post a perfect 5-0 record with four saves and a 1.19 ERA (4 ER/30.1 IP) between the two clubs...His 1.19 ERA paced all Atlanta relief farmhands (min. 30), while his 3.9 hits per 9.0 innings was lowest among any pitcher in the farm system...Made four appearances with Danville to open his career before advancing to Rome on 7/9...Went 0-1 with a 0.00 ERA in four postseason outings as Rome won the South Atlantic League Championship.

## FRANCO, ENDERSON

RHP

**Bats:** Right**Throws:** Right**Height:** 6-2**Weight:** 170**Born:** 12/29/1992**Resides:** Anaco, Venezuela**Acquired:** From Miami, 2015 Rule 5 Draft**School:** NA***Franco's Career Statistics***

Year	Club	W-L	ERA	G	GS	CG	SHO	SV	IP	H	R	ER	HR	HB	BB	SO	AVG	WHIP
2010	DSL Astros	1-3	3.67	9	7	0	0	0	34.1	39	20	14	4	4	7	21	.285	1.34
2011	GCL Astros	1-2	4.40	10	10	0	0	0	47.0	56	28	23	1	4	17	26	.303	1.55
2012	GCL Astros	3-2	4.86	10	7	1	1	0	50.0	69	31	27	2	5	8	37	.329	1.54
2013	Greenville	2-5	5.05	12	12	0	0	0	51.2	58	35	29	4	5	18	41	.275	1.47
2014	Hudson Valley	7-3	3.28	13	13	1	0	0	68.2	74	34	25	4	1	8	50	.277	1.19
2015	Bowling Green	5-6	3.89	13	13	0	0	0	71.2	82	38	31	4	1	8	47	.284	1.26
2015	Greensboro	1-6	7.29	12	12	0	0	0	54.1	74	50	44	6	2	25	37	.327	1.82
2016	Carolina	6-12	4.69	26	25	1	1	0	144.0	164	79	75	7	13	46	97	.288	1.46
2017	Rome	0-0	3.18	2	0	0	0	0	5.2	7	3	2	0	0	2	5	.318	1.59
2017	Gwinnett	0-0	1.00	2	2	0	0	0	9.0	6	1	1	0	0	3	11	.188	1.00
2017	Florida	6-6	4.13	19	19	0	0	0	106.2	107	53	49	9	4	38	87	.262	1.36
Minor League Totals		32-45	4.48	128	120	3	2	0	643.0	736	372	320	41	39	180	459	.288	1.42

***Franco's 2017 Highlights***


Appeared between three levels of the Braves system, combining to go 6-6 with a 3.86 ERA (52 ER/121.1 IP) between Rome (A), Gwinnett (AAA) and Florida (A+)...Made two relief appearances with Rome before transferring to Gwinnett on 4/22...Made two starts with the G-Braves before being assigned to Florida on 5/7 and making 19 starts over the remainder of the season...His 106.2 innings with Florida paced the Fire Frogs staff, and his 121.1 combined innings were 10th most among Braves farmhands.

***Franco's Career Highlights***

- 2016:** Spent the entire season at High-A Carolina, posting a record of 6-12 with a 4.69 ERA in 26 contests (25 starts). He posted his best numbers during the month of May (1-2, 3.30). Named Carolina League Pitcher of the Week, 9/4, during the final week of the season after tossing seven shutout innings against Winston-Salem. Ranked fourth among Braves farmhands in innings pitched (144.0). Ranked third in the Carolina League in innings pitched (144).
- 2015:** Made a career-high 25 starts between two clubs, going 6-12 with a 6.29 ERA between Bowling Green (Rays) and Greensboro (Marlins). Was acquired by the Marlins in exchange for an international bonus pool slot on July 2. Acquired by the Braves from Miami in the minor league phase of the 2015 Rule 5 Draft on December 10, 2015.
- 2014:** Posted a 3.28 ERA and a record of 7-3 in 13 starts at Low-A Hudson Valley. He posted his best numbers in June where he went 1-0 with a 1.20 ERA in three starts.
- 2013:** Went 2-5 with a 5.05 ERA at R-Greenville. He was acquired by the Rays from the Astros in the minor league phase of the Rule 5 draft on December 12, 2013.
- 2012:** Appeared in 10 games (seven starts) with the GCL Astros again.
- 2010:** Originally signed by the Astros. Appeared in nine games (seven starts) with the DSL Astros, posting a record of 1-3 with a 3.67 ERA.

## GRAHAM, JOSH

RHP

**Bats:** Right**Throws:** Right**Height:** 6-1**Weight:** 220**Born:** 10/14/1993**Resides:** Roseburg, OR**Acquired:** 4th Round, 2015 Draft**School:** Oregon***Graham's Career Statistics***

Year	Club	W-L	ERA	G	GS	CG	SHO	SV	IP	H	R	ER	HR	HB	BB	SO	AVG	WHIP
2015	Danville	1-1	2.60	6	5	0	0	0	17.1	17	6	5	0	1	3	21	.239	1.15
2016	Rome	1-2	3.40	35	0	0	0	6	42.1	35	20	16	4	4	12	50	.217	1.11
2017	Florida	3-3	4.69	31	0	0	0	1	48.0	41	27	25	0	4	18	56	.228	1.23
2017	Mississippi	0-1	1.38	10	0	0	0	2	13.0	10	2	2	0	0	9	10	.213	1.46
Minor League Totals		5-7	3.58	82	5	0	0	9	120.2	103	55	48	4	9	42	137	.224	1.20

***Graham's 2017 Highlights***

Split the season between High-A Florida and Double-A Mississippi, combining to go 3-4 with a 3.98 ERA (27 ER/61.0 IP) and three saves in 41 appearances. Allowed eight runs (six earned) over his first four appearances (6.1 IP, 8.53 ERA) before pitching to a 3.46 ERA over his final 37 outings. Opened the season with Florida before moving to Mississippi on 8/5. Lefties hit .200 (20-for-100) with two extra-base hits against him, including 2-for-19 (.105) at the Double-A level. Played for Peoria in the Arizona Fall League and had a 6.97 ERA (8 ER/10.1 IP) over nine games.

***Graham's Career Highlights***


**2016:** Played his first full pro season with Single-A Rome, where he went 1-2 with a 3.40 ERA (16 ER/42.1 IP) and six saves over 35 appearances. Finished the season in the Top 10 among Atlanta farmhands in saves (T8th, 6) and strikeout-walk ratio (10th, 4.17). Tossed 2.0 scoreless innings over two outings in the postseason to help Rome claim the South Atlantic League Championship.

**2015:** Made his professional debut with six appearances (5 starts) for rookie-level Danville, pitching to a 1-1 record with a 2.60 ERA (5 ER/17.1 IP) and fanning 21.



## KINMAN, KYLE

LHP

**Bats:** Left**Throws:** Left**Height:** 5-11**Weight:** 185**Born:** 9/25/1990**Resides:** Omaha, NE**Acquired:** 25th Round 2014 Draft**School:** Bellevue***Kinman's Career Statistics***

Year	Club	W-L	ERA	G	GS	CG	SHO	SV	IP	H	R	ER	HR	HB	BB	SO	AVG	WHIP
2014	Danville	3-0	2.43	19	0	0	0	4	29.2	24	10	8	1	1	6	43	.222	1.01
2015	Rome	1-0	2.00	23	0	0	0	11	27.0	21	9	6	0	4	16	30	.219	1.37
2015	Carolina	0-0	0.87	6	0	0	0	1	10.1	5	1	1	0	1	3	16	.139	0.77
2015	Mississippi	0-0	3.14	15	0	0	0	6	14.1	18	5	5	0	1	7	19	.300	1.74
2016	Mississippi	1-2	3.07	13	0	0	0	1	14.2	12	6	5	2	2	9	15	.235	1.43
Minor League Totals		5-2	2.34	76	0	0	0	23	96.0	80	31	25	3	9	41	123	.228	1.26

***Kinman's 2017 Highlights***

Missed the entire season on the disabled list after undergoing "Tommy John" surgery on 8/8/16...Dr. James Andrews performed the operation in Pensacola, Fla.

***Kinman's Career Highlights***

**2016:** Made three trips to the disabled list and was limited to just 13 appearances with Double-A Mississippi. First placed on the disabled list from 4/18-25 (left digit two blister), before subsequent trips from 5/17-6/1 (left hand-strain) and 6/9 through the end of the season (left elbow stress reaction).

**2015:** Ranked tied for second among all Braves farmhands in total games (44) and saves (18). Also ranked seventh in reliever's ERA (2.09). Appeared in 23 games at Low-A Rome (1-0, 2.00) and made six appearances at High-A Carolina (0-0, 0.87) before moving up to Double-A Mississippi on 7/25. Posted a 3.14 ERA in 15 outings with the M-Braves. Named as a South Atlantic League Mid-Season All-Star. Held lefties to a .184 average.

**2014:** Made his professional debut R-Danville, making 19 relief appearances. Posted a 3-0 record with four saves and a 2.43 ERA, striking out 43 and walking just six over 29.2 innings. Ranked among all Braves minor leaguers in several categories including relievers WHIP (7th, 1.01), ERA (9th, 2.43) and OBA (10th, .222). Selected by the Braves in the 25th round of the 2014 draft out of Bellevue University (Bellevue, Nebraska) where he led the nation with 141 strikeouts in 92.1 innings of work.

## MADER, MICHAEL

LHP

**Bats:** Left**Throws:** Left**Height:** 6-2**Weight:** 195**Born:** 2/18/1994**Resides:** Houston, TX

**Acquired:** Trade on 8/6/16 from Miami  
along with Anfernee Seymour in  
exchange for Hunter Cervenka

**School:** Chipola College**Mader's Career Statistics**

Year	Club	W-L	ERA	G	GS	CG	SHO	SV	IP	H	R	ER	HR	HB	BB	SO	WP	AVG
2014	Batavia	1-0	2.00	12	12	0	0	0	45.0	31	11	10	3	5	16	28	.199	1.04
2015	Greensboro	6-12	4.73	27	27	0	0	0	140.2	141	82	74	8	9	57	86	.264	1.41
2016	Jupiter	7-6	3.50	22	21	0	0	0	103.0	97	43	40	5	8	34	81	.251	1.27
2016	Mississippi	0-3	2.40	5	5	1	0	0	30.0	27	8	8	0	0	6	26	.233	1.10
2017	Mississippi	5-5	4.18	35	1	0	0	4	64.2	57	34	30	5	0	41	57	.235	1.52
Minor League Totals		19-26	3.80	101	66	1	0	4	383.1	353	178	162	21	22	154	278	.246	1.32

**Mader's 2017 Highlights**

Made a career-most 35 appearances (one start) with Mississippi (AA), going 5-5 with a 4.18 ERA (30 ER/64.2 IP) and 57 strikeouts...Logged the first four saves of his career, and his four saves tied for ninth most in the Atlanta system.. Allowed left-handed batters to hit just .206 (14-for-68) against him, while righties batted .246 (43-for-175).

**Mader's Career Highlights**

**2016:** Began the season at High-A Jupiter where he went 7-6 with a 3.50 ERA in 22 games (21 starts). Did his best work prior to the all-star break, going 3-3 with a 3.05 ERA in 14 games (13 starts). The southpaw was acquired by the Braves along with SS Anfernee Seymour from the Marlins in exchange for LHP Hunter Cervenka on August 6, 2016. In five starts for the M-Braves, Mader was 0-3 with a 2.40 ERA. Ranked eighth among all Braves farmhands with a 4.33 strikeout-to-walk ratio.

**2015:** Spent the entire season at Low-A Greensboro where he went 6-12 with a 4.73 ERA in 27 starts. Allowed 74 runs on 141 hits in 140.2 IP. Struck out 86 and walked 57. Held lefties to a .197 average.

**2014:** Made professional debut with short-season Batavia in the New York-Penn League. In 12 starts, he posted a record of 1-0 with a 2.00 ERA. Allowed just 10 ER on 31 hits in 45 innings. Struck out 28 while walking 16. Selected as a NYP Mid-Season All-Star. He was originally acquired by Miami as the 105th overall pick in the 2014 draft out of Chipola College.

# MCCREERY, ADAM

LHP

**Bats:** Left**Throws:** Left**Height:** 6-9**Weight:** 250**Born:** 12/31/1992**Resides:** La Verne, CA**Acquired:** Trade on 5/11/16 from LA Angels  
in exchange for RHP Jhoulys Chacin**School:** Azusa Pacific

## McCreery's Career Statistics

Year	Club	W-L	ERA	G	GS	CG	SHO	SV	IP	H	R	ER	HR	HB	BB	SO	AVG	WHIP
2014	AZL Angels	1-1	4.58	15	0	0	0	0	19.2	12	11	10	0	3	19	21	.179	1.58
2015	AZL Angels	0-0	2.41	16	0	0	0	0	18.2	10	6	5	0	1	14	28	.159	1.29
2016	Rome	0-3	4.60	11	0	0	0	0	15.2	18	14	8	0	1	7	14	.295	1.60
2016	Danville	2-0	3.86	11	0	0	0	0	18.2	15	12	8	0	2	6	19	.208	1.13
2017	Rome	2-0	2.84	20	0	0	0	2	31.2	26	17	10	0	2	15	47	.218	1.29
2017	Florida	1-1	2.64	18	0	0	0	5	30.2	21	11	9	1	0	23	43	.191	1.43
Minor League Totals		6-5	3.33	91	0	0	0	7	135.0	102	71	50	1	9	84	172	.207	1.38

## McCreery's 2017 Highlights

Split the season between Single-A Rome and Single-A Florida, compiling a 2.74 ERA (19ER/62.1 IP) with 90 strikeouts in 38 combined games of relief between the two stops. Hi 13.0 K/9 rate led all Atlanta minor leaguers with at least 50.0 innings pitched. Began the year in Rome's bullpen and struck out 47 in 31.2 innings. Allowed seven runs, four earned, in 0.1 innings on 5/12 vs. Hagerstown. Over his next and final 10 games with the R-Braves allowed two total earned runs (1.00 ERA/18.0 IP). Made his Florida debut on 6/25 and fanned multiple batters in 13 of his 18 games. Got more than three outs in 24 of his 38 combined games between Rome and Florida. Limited lefties to a .183 (15-for-82) average with three extra-base hits. Added to the 40-man roster on 11/20/17.

## McCreery's Career Highlights

**2016:** In his first season in the Braves organization, split the year between Single-A Rome and rookie level Danville, posting a 2-3 record and a 4.19 ERA (16 ER/34.1 IP) between the two clubs. Acquired on 5/11 from Los Angeles (AL), and had not appeared in 2016 game action yet.

**2014-2015:** Began his professional career pitching with the Angeles' rookie-level AZL team.



## MCLAUGHLIN, SEAN

RHP

**Bats:** Left**Throws:** Right**Height:** 5-11**Weight:** 205**Born:** 5/16/1994**Resides:** Johns Creek, GA**Acquired:** 19th Round 2015 Draft**School:** Georgia**McLaughlin's Career Statistics**

Year	Club	W-L	ERA	G	GS	CG	SHO	SV	IP	H	R	ER	HR	HB	BB	SO	AVG	WHIP
2015	Danville	0-1	4.43	11	0	0	0	3	22.1	24	11	11	1	2	8	24	.276	1.43
2015	Rome	0-0	1.02	9	1	0	0	2	17.2	15	4	2	0	0	5	20	.221	1.13
2016	Carolina	4-6	3.08	41	0	0	0	7	61.1	57	31	21	3	3	23	41	.248	1.30
2017	Florida	4-4	3.97	35	0	0	0	3	65.2	66	30	29	2	2	22	58	.272	1.34
Minor League Totals		8-11	3.40	96	1	0	0	15	167.0	162	76	63	6	7	58	143	.258	1.32

**McLaughlin's 2017 Highlights**

Appeared in 35 games with High-A Florida, and went 4-4 with a 3.97 ERA (29 ER/65.2 IP) and 58 strikeouts...Logged a 2-1 record and a 2.01 ERA (7 ER/31.1 IP) in 16 games at home, but pitched to a 2-3 mark and a 5.77 ERA (22 ER/34.1 IP) over 19 games on the road...Allowed two or fewer earned runs in 32 of his 35 appearances.


**McLaughlin's Career Highlights**

**2016:** Played his first full season with High-A Carolina and went 4-6 with a 3.08 ERA (21 ER/61.1 IP) and seven saves over 41 appearances. His seven saves were third most on the Mudcats staff and tied for sixth most in the system, while his 41 games were tied for eighth.

**2015:** Split his first professional season between rookie-level Danville and Single-A Rome, combining to go 0-1 with a 2.93 ERA (13 ER/40.0 IP) and 44 strikeouts while also collecting five saves.

## PIKE, TYLER

LHP

**Bats:** Left**Throws:** Left**Height:** 6-0**Weight:** 180**Born:** 1/26/1994**Resides:** Winter Haven, FL

**Acquired:** 12/9/2016 PTBNL from Seattle  
Trade on 11/28/2016 along with  
Alex Jackson in exchange for Rob  
Whalen & Max Povse

**School:** Winter Haven HS (FL)**Pike's Career Statistics**

Year	Club	W-L	ERA	G	GS	CG	SHO	SV	IP	H	R	ER	HR	HB	BB	SO	AVG	WHIP
2012	AZL Mariners	2-1	1.78	11	11	0	0	0	50.2	34	13	10	1	5	21	57	.193	1.09
2013	Clinton	7-4	2.37	22	22	0	0	0	110.1	73	41	29	5	1	57	90	.194	1.18
2014	High Desert	2-4	5.72	14	14	0	0	0	61.1	56	44	39	10	7	46	57	.243	1.66
2014	Jackson	3-4	7.35	13	13	0	0	0	49.0	57	42	40	5	8	34	33	.300	1.86
2015	Jackson	0-2	4.91	3	3	0	0	0	11.0	11	7	6	0	1	12	7	.262	2.09
2015	Bakersfield	6-6	4.26	25	25	0	0	0	122.2	119	74	58	18	6	63	114	.255	1.48
2016	Bakersfield	6-5	4.01	25	25	0	0	0	125.2	99	59	56	11	6	68	134	.223	1.33
2017	Florida	5-2	2.20	12	12	0	0	0	69.2	56	21	17	2	1	27	68	.223	1.19
2017	Mississippi	0-9	4.58	15	15	1	0	0	74.2	62	45	38	3	3	63	86	.228	1.67
Minor League Totals		31-37	3.91	140	140	1	0	0	675.0	567	346	293	55	38	391	646	.232	1.42

**Pike's 2017 Highlights**

Played his first season in the Atlanta organization between High-A Florida and Double-A Mississippi, combining to go 5-11 with a 3.43 ERA (55 ER/144.1 IP) and 154 strikeouts...Ended the season in the Top 10 among Braves farmhands (min. 75.0 IP) in strikeouts (2nd, 154), innings pitched (4th, 144.1) and starters' ERA (9th, 3.43)...Named a Florida State League Mid-Season All-Star after going 5-2 with a 2.20 ERA in 12 starts over the season's first "half"...Opened the season with Florida before transferring to Mississippi on 6/11.

**Pike's Career Highlights**

**2016:** Spent the entire season at High-A Bakersfield where he went 6-5 with a 4.01 ERA in 25 starts for the Blaze.

Pike was sent to the Braves on 12/9/2016 as the PTBNL in the 11/28/2016 trade with Seattle that sent RHP Rob Whalen and RHP Max Povse to the Mariners in exchange for OF Alex Jackson. He spent the entire season at High-A Bakersfield, posting a record of 6-5 with a 4.01 ERA and 134 strikeouts in 25 starts.

**2015:** Returned to Double-A Jackson for three starts (0-2, 4.91) before going back to High-A Bakersfield. With the Blaze, Pike posted a record of 6-6 with a 4.26 ERA in 25 starts. He did his best work in May, notching a 2.30 ERA in six starts. Selected as a MiLB.com Organizational All-Star.


**2014:** Began the season at High-A High Desert (2-4, 5.72) where he made 14 starts before joining Double-A Jackson (3-4, 7.35) where he made 13 starts to finish the season. He did his best work with the Mavericks in April (2-0, 2.49) and held right-handed hitters to a .201 mark. Named CAL Pitcher of the Week, 6/2.

**2013:** Posted a record of 7-4 with a 2.37 ERA in 22 starts at Low-A Clinton. Put up his best numbers in July (2-1, 1.62 ERA, six starts). Selected as a Midwest League Mid-Season and Post-Season All-Star.

**2012:** Originally selected by Seattle in the Compensation B round of the 2012 draft out of Winter Haven High School (FL). Made his professional debut with the AZL Mariners, going 2-1 with a 1.78 ERA in 11 starts. Held opponents to a .193 batting average. Selected as a AZL Post-Season All-Star.

## RINCON, JUNIOR

RHP

**Bats:** Right**Throws:** Right**Height:** 6-2**Weight:** 185**Born:** 12/7/1991**Resides:** Santo Domingo, DR**Acquired:** Free Agent Signee on 7/7/17**School:** NA***Rincon's Career Statistics***

Year	Club	W-L	ERA	G	GS	CG	SHO	SV	IP	H	R	ER	HR	HB	BB	SO	AVG	WHIP
2011	DSL Marlins	0-2	13.50	11	2	0	0	1	15.1	30	27	23	1	2	20	9	.435	3.26
2013	Batavia	0-0	6.43	5	0	0	0	0	7.0	8	7	5	0	2	2	7	.276	1.43
2013	GCL Marlins	0-0	3.65	10	0	0	0	1	12.1	13	8	5	0	1	6	11	.255	1.54
2014	Helena	0-1	10.31	16	0	0	0	0	18.1	29	21	21	3	3	20	17	.358	2.67
2015	Helena	6-4	4.65	18	2	0	0	3	31.0	31	28	16	3	3	16	38	.250	1.52
2016	Brevard County	0-2	3.50	19	0	0	0	1	36.0	32	17	14	1	1	20	33	.237	1.44
2016	Biloxi	1-1	3.80	21	0	0	0	0	23.2	17	11	10	0	2	12	29	.198	1.23
2017	Mississippi	0-1	4.76	3	0	0	0	0	5.2	3	4	3	0	1	5	8	.150	1.41
2017	Florida	1-1	4.84	7	2	0	0	0	22.1	28	15	12	2	1	8	20	.292	1.61
Minor League Totals		8-12	5.71	110	6	0	0	6	171.2	191	138	109	10	16	109	172	.276	1.75

***Rincon's 2017 Highlights***

Signed by the Braves as a minor-league free agent on 7/7 and split the year between High-A Florida and Double-A Mississippi, going 1-2 with a 4.82 ERA (15 ER/28.0 IP) and 28 strikeouts...Appeared in seven games and made two starts with the Fire Frogs, and made three relief outings with Mississippi...Release by the Brewers on 5/1.

***Rincon's Career Highlights***

**2016:** Appeared in a career-high 40 games between Brevard County (A+) and Biloxi (AA) in the Brewers chain, going 1-3 with a 3.62 ERA and one save.

**2015:** Played his second consecutive season with rookie-level Helena and went 6-4 with a 4.65 ERA (16 ER/31.0 IP) and 38 strikeouts.



# SANCHEZ, RICARDO

LHP

**Bats:** Left**Throws:** Left**Height:** 5-11**Weight:** 170**Born:** 4/11/1997**Resides:** Valencia, Venezuela

**Acquired:** Trade on 1/8/2015 from LA Angels  
in exchange for RHP Nate Hyatt and  
INF Kyle Kubitz

**School:** NA

## *Sanchez's Career Statistics*

Year	Club	W-L	ERA	G	GS	CG	SHO	SV	IP	H	R	ER	HR	HB	BB	SO	AVG	WHIP
2014	AZL Angels	2-2	3.49	12	9	0	0	0	38.2	40	22	15	0	5	22	43	.258	1.60
2015	Rome	1-6	5.45	10	10	0	0	0	39.2	37	28	24	3	6	21	31	.250	1.46
2016	Rome	7-10	4.75	24	23	0	0	0	119.1	119	72	63	14	5	54	103	.268	1.45
2017	Florida	4-12	4.95	22	21	0	0	0	100.0	117	65	55	10	3	46	101	.288	1.63
Minor League Totals		14-30	4.75	68	63	0	0	0	297.2	313	187	157	27	19	143	278	.271	1.53

## *Sanchez's 2017 Highlights*

Spent the season in Single-A Florida's starting rotation...Was over three full years younger than the average pitcher in the Florida State League and was the second youngest player in the FSL at the beginning of the year...Only teammate Ronald Acuña Jr. was younger. His season ended early due to a left rotator cuff strain...Made his final start of the year on 8/13 and got two outs before exiting...Went to the disabled list the next day and did not return for the remainder of the season. Compiled a 3.42 ERA (19 ER/50.0 IP) in his first 10 starts of the season through the end of May...Had a 1-7 record and a 6.48 ERA (36 ER/50 IP) over his final 12 appearances, 11 starts. Struck out better than a batter per inning (101 strikeouts/100.0 innings; 9.09 K/9). Compiled a 1.31 ERA (3 ER/20.2 IP) with 21 strikeouts and five walks in the first inning. Went a season-best 6.0 innings four times, with all four outings coming before the end of May. Righties hit nine of the 10 home runs he allowed, but they slugged .439 against him, compared to .445 for lefties...Left-handed batters went 39-for-128 (.305) with 13 extra-base hits against him. Ended the season as the 22th-best prospect in the organization, according to MLB.com. Added to the Braves' 40-man roster on 11/20.

## *Sanchez's Career Highlights*


**2016:** Played his second consecutive campaign with the organization and his third as a professional with Single-A Rome, where he established new career highs in wins (seven), games (24), starts (23), innings (119.1) and strikeouts (103). Pitched to a 3-5 record and a 5.80 ERA (32 ER/49.2 IP) in 11 starts prior to the All-Star break but rebounded to go 4-5 with a 4.00 ERA (31 ER/69.2 IP) in 13 games (12 starts) after the break. Fanned a career-best 11 batters over 7.0 one-hit innings on 7/1 at Lexington.

**2015:** Made 10 starts with Single-A Rome at just 18 years old, going 1-6 with a 5.45 ERA (24 ER/39.2 IP) and 31 strikeouts. Made a pair of trips to the disabled list, first from 4/30-6/7 and again from 7/10 to the end of the season. Entered the season as Atlanta's eighth-best prospect according to Baseball America.

**2014:** Rated by Baseball America as the Angels second best prospect at the time of his trade to Atlanta and as the 16th-best prospect in the Arizona League at the season's end.

## SOBOTKA, CHAD

RHP

**Bats:** Right**Height:** 6-7**Born:** 7/10/1993**Acquired:** 4th Round 2014 Draft**Throws:** Right**Weight:** 200**Resides:** Sarasota, FL**School:** South Carolina - Upstate**Sobotka's Career Statistics**

Year	Club	W-L	ERA	G	GS	CG	SHO	SV	IP	H	R	ER	HR	HB	BB	SO	AVG	WHIP
2015	GCL Braves	0-0	0.00	2	0	0	0	0	3.0	1	0	0	0	0	1	2	.111	0.67
2015	Rome	1-6	7.31	12	9	0	0	0	32.0	45	32	26	5	4	21	18	.346	2.06
2015	Danville	0-0	0.00	1	0	0	0	0	2.0	0	0	0	0	1	0	2	.000	0.00
2016	Rome	1-2	4.26	15	0	0	0	0	19.0	23	11	9	1	0	12	19	.303	1.84
2016	Carolina	1-1	2.04	13	0	0	0	3	17.2	12	4	4	0	1	3	24	.197	0.85
2016	Mississippi	0-0	0.00	2	0	0	0	0	2.0	0	0	0	0	0	0	2	.000	0.00
2017	Mississippi	3-1	5.52	18	0	0	0	0	31.0	29	19	19	1	2	19	23	.252	1.55
2017	Florida	1-4	6.75	16	0	0	0	2	26.2	32	21	20	3	4	13	29	.314	1.69
Minor League Totals		7-14	5.27	79	9	0	0	5	133.1	142	87	78	10	12	69	119	.282	1.58

**Sobotka's 2017 Highlights**

Appeared in a career-most 34 games between Mississippi (AA) and Florida (A+), combining to go 4-5 with a 6.09 ERA (39 ER/57.2 IP) between the two clubs...Set career highs in games, innings (57.2) and strikeouts (52)...Opened the season with the M-Braves before transferring to Florida on 6/23...Did not make a trip to the disabled list for the first time in his career.

**Sobotka's Career Highlights**


**2016:** Began the season at Low-A Rome where he posted a 1-2 record with a 4.26 ERA in 15 appearances. Did not allow a run in six outings during the month of May. He then went 1-1 with three saves and a 2.04 ERA in 13 appearances at High-A Carolina before joining Double-A Mississippi on August 29. He tossed two scoreless innings for the M-Braves.

**2015:** Started his professional career at Low-A Rome as a starter, going 1-5 with a 6.75 ERA. Placed on DL in June and didn't pitch again until August 15, returning as a reliever for rehab appearances with the GCL Braves and Danville. Returned to Rome as reliever on 8/26, making four more appearances, one start, for an 0-2 record and a 13.50 ERA. Went 0-1 with a 1.08 ERA in three starts during the month of May.

**2014:** Selected by the Braves in the fourth round of the 2014 draft out of USC-Upstate (Spartanburg, SC). Was assigned to the GCL Braves but did not appear due to a stress fracture in his back.

## TOUSSAINT, TOUKI

RHP

**Bats:** Right**Throws:** Right**Height:** 6-3**Weight:** 185**Born:** 6/20/1996**Resides:** Coral Springs, FL

**Acquired:** Trade on 6/20/15 from Arizona  
along with RHP Bronson Arroyo  
in exchange for INF Phil Gosselin

**School:** Coral Springs (FL) Christian Acad.***Toussaint's Career Statistics***

Year	Club	W-L	ERA	G	GS	CG	SHO	SV	IP	H	R	ER	HR	HB	BB	SO	AVG	WHIP
2014	AZL D'backs	1-1	4.80	7	5	0	0	0	15.0	14	12	8	0	2	12	17	.237	1.73
2014	Missoula	1-3	12.51	5	5	0	0	0	13.2	24	22	19	5	2	6	15	.381	2.20
2015	Kane County	2-2	3.69	7	7	0	0	0	39.0	31	19	16	4	2	15	29	.218	1.18
2015	Rome	3-5	5.73	10	10	1	1	0	48.2	40	33	31	6	3	33	38	.229	1.50
2016	Rome	4-8	3.88	27	24	0	0	0	132.1	105	66	57	13	9	71	128	.217	1.33
2017	Florida	3-9	5.04	19	19	0	0	0	105.1	101	61	59	8	8	42	123	.245	1.36
2017	Mississippi	3-4	3.18	7	7	1	0	0	39.2	30	19	14	3	2	22	44	.207	1.31
Minor League Totals		17-32	4.66	82	77	2	1	0	393.2	345	232	204	39	28	201	394	.233	1.39

***Toussaint's 2017 Highlights***

Split the season between High-A Florida and Double-A Mississippi, combining to go 6-13 with a 4.53 ERA (73 ER/145.0 IP) over 26 starts...Named Florida's Pitcher of the Year by the organization after fanning 10.5 batters per 9.0 innings over 19 starts with the club...Led all Atlanta farmhands and ranked tied for 13th in the minors with 167 strikeouts...The 167 strikeouts were the most by a Braves prospect since Chuck James fanned 193 batters in 2005...Also ranked in the Top 10 among Braves farmhands with 145.0 innings of work (3rd), and set career highs in innings, strikeouts, wins (6), losses (13) and starts (26)...Logged career-best rates in walks per 9.0 innings (4.0), strikeout-to-walk ratio (2.61) and home runs per 9.0 innings (0.7)...Opened the season with Florida before transferring to Mississippi on 7/31...Named Southern League Pitcher of the Week for 8/14-20 after throwing 7.0 scoreless innings with two hits, two walks and nine strikeouts on 8/19 vs. Pensacola...Following the season, went 1-1 with a 10.38 ERA (10 ER/8.2 IP) in eight relief appearances with Peoria of the Arizona Fall League...Named an AFL Rising Star on 11/4...Entered the 2017 season ranked by MLB.com as Atlanta's No. 10 prospect, and by Baseball America as No. 12.

***Toussaint's Career Highlights***

- 2016:** Spent the season with Single-A Rome and ended in the Top 10 among Atlanta farmhands (min. 75.0 IP) in strikeouts (6th, 128), innings (9th, 132.1) and ERA (10th, 3.88)...Made one start in the postseason (9/13 vs. Lakewood), tossing a career high-tying 8.0 innings and allowing one run as Rome won the South Atlantic League Championship.
- 2015:** Acquired by the Braves in a mid-season trade with Arizona and combined to post a 5-7 record and a 4.83 ERA (47 ER/87.2 IP) in 17 starts on the season between Rome and Single-A Kane County in the Diamondbacks system. Entered the 2015 season labeled by Baseball America as Arizona's fifth-best prospect, and the 71st best in baseball.
- 2014:** Split his first professional season between the AZL Diamondbacks and rookie-level Missoula, combining to go 2-4 with an 8.58 ERA (27 ER/28.1 IP) and 32 strikeouts...Drafted by the Diamondbacks in the first round (16th overall) in the 2014 June free agent draft.



## WATTS, DEVAN

RHP

**Bats:** Right**Throws:** Right**Height:** 6-0**Weight:** 205**Born:** 4/21/1995**Resides:** Mooresville, NC**Acquired:** 17th Round 2016 Draft**School:** Tusculum College**Watts' Career Statistics**

Year	Club	W-L	ERA	G	GS	CG	SHO	SV	IP	H	R	ER	HR	HB	BB	SO	AVG	WHIP
2016	Danville	0-0	0.00	4	0	0	0	1	4.0	0	0	0	0	0	0	3	.000	0.00
2016	Rome	3-1	0.92	16	0	0	0	8	19.2	11	2	2	0	1	6	23	.169	0.86
2017	Florida	1-0	2.03	19	0	0	0	4	26.2	22	6	6	1	2	7	34	.222	1.09
2017	Mississippi	0-2	2.25	20	0	0	0	1	32.0	27	12	8	1	3	13	31	.223	1.25
Minor League Totals		4-3	1.75	59	0	0	0	14	82.1	60	20	16	2	6	26	91	.202	1.04

**Watts' 2017 Highlights**


Made 39 appearances between High-A Florida and Double-A Mississippi, combining to go 1-2 with a 2.15 ERA (14 ER/58.2 IP), five saves and 65 strikeouts...Named a Florida State League Mid-Season All-Star after going 1-0 with four saves and a 1.46 ERA in 18 games prior to the break...Opened the season with Florida before transferring to Mississippi on 6/23...Ended the season among Atlanta relief farmhands (min. 30.0 IP) in saves (T4th, 5), ERA (6th, 2.15) and strikeouts (T7th, 65).

**Watts' Career Highlights**

**2016:** Split his first professional campaign between rookie level Danville and Single-A Rome, combining to go 3-1 with a 0.76 ERA (2 ER/23.2 IP) and 26 strikeouts over 20 appearances...Tallied nine saves between the two stops, fifth most among Atlanta farmhands...Made three scoreless postseason appearances totalling 3.1 innings as Rome won the South Atlantic League Championship

## WEBB, JACOB

RHP

**Bats:** Right**Throws:** Right**Height:** 6-1**Weight:** 200**Born:** 8/15/1993**Resides:** Riverside, CA**Acquired:** 18th Round 2014 Draft**School:** Tabor College**Webb's Career Statistics**

Year	Club	W-L	ERA	G	GS	CG	SHO	SV	IP	H	R	ER	HR	HB	BB	SO	AVG	WHIP
2014	GCL Braves	2-1	2.14	11	6	0	.0	0	0	33.2	30	9	8	2	8	31	.231	1.13
2016	Rome	0-0	16.20	2	0	0	.0	0	0	1.2	3	3	3	0	2	3	.429	3.00
2016	Danville	0-0	3.18	12	0	0	.0	2	3	11.1	7	4	4	1	7	28	.171	1.24
2017	Florida	2-1	1.74	22	0	0	0	2	2	41.1	29	9	8	1	22	48	.203	1.23
2017	Mississippi	3-1	2.63	16	0	0	0	0	3	24.0	17	8	7	1	14	26	.202	1.29
Minor League Totals		7-3	2.41	63	6	0	0	4	8	112.0	86	33	30	5	53	136	.212	1.24

**Webb's 2017 Highlights**

Set career highs in wins (5), games (38), innings (65.1) and strikeouts (74) while going 5-2 with a 2.07 ERA (15 ER/65.1 IP) between High-A Florida and Double-A Mississippi...Ranked in the Top 10 among Atlanta relief prospects (min. 30.0 IP) in strikeouts (4th, 74), ERA (5th, 2.07) and hits per 9.0 innings (5th, 6.3)... Transferred to the M-Braves on 7/12 after opening the season in Florida...Held opponents to just a .203 (46-for-227) batting average, including a .184 (16-for-87) mark by left-handers.

**Webb's Career Highlights**

**2016:** Returned to action after missing the 2015 campaign and made 14 appearances between rookie-level Danville and Single-A Rome, combining to post a 4.85 ERA (7 ER/13.0 IP) with two saves...Fanned 31 batters in 13.0 innings of work, and his 21.5 strikeouts per 9.0 innings were most among Atlanta farmhands...Struck out 12 consecutive batters over four straight 1.0-inning outings from 7/11-24, part of a run in which he struck out 20 of the 25 batters he faced from 7/11-8/11.

**2015:** Missed the season after undergoing "Tommy John" surgery on 4/2, performed by Dr. Xavier Duralde in Atlanta, GA.

**2014:** Paced all GCL Braves starters with a 2.14 ERA (8 ER/33.2 IP), striking out 31 batters and yielding 30 hits...Tossed 5.0 scoreless innings to earn his first professional win on 7/30.

## WITHROW, MATT

RHP

**Bats:** Right**Height:** 6-5**Born:** 9/23/1993**Acquired:** 6th Round 2015 Draft**Throws:** Right**Weight:** 235**Resides:** Odessa, TX**School:** Texas Tech***Withrow's Career Statistics***

Year	Club	W-L	ERA	G	GS	CG	SHO	SV	IP	H	R	ER	HR	HB	BB	SO	AVG	WHIP
2015	Danville	0-4	3.56	13	13	0	0	0	48.0	48	24	19	2	4	16	35	.257	1.33
2016	Carolina	9-6	3.80	25	24	0	0	0	120.2	100	60	51	11	9	68	131	.225	1.39
2017	Mississippi	1-3	4.47	10	10	0	0	0	48.1	39	26	24	8	2	22	44	.220	1.26
2017	Florida	0-1	3.08	6	4	0	0	0	26.1	21	9	9	1	1	9	21	.228	1.14
2017	GCL Braves	0-0	0.00	2	1	0	0	0	5.0	1	0	0	0	3	0	5	.077	0.20
Minor League Totals		10-14	3.73	56	52	0	0	0	248.1	209	119	103	22	19	115	236	.229	1.30

***Withrow's 2017 Highlights***

Made 18 appearances (15 starts) between Mississippi (AA), the GCL Braves and Florida (A+), combining to go 1-4 with a 3.73 ERA (33 ER/79.2 IP) and 70 strikeouts...Opened the season with Mississippi and made 10 starts before going on the 7-day disabled list (right ankle contusion) on 6/6...Made a two-game rehabilitation assignment with the GCL Braves before being reinstated from the DL and assigned to Florida on 8/6...Allowed opponents to bat just .216 (61-for-282) against him on the season, and his 6.9 hits per 9.0 innings tied for the ninth-best mark among Atlanta farmhands (min. 30.0 IP).

***Withrow's Career Highlights***

**2016:** Spent the entire season at High-A Carolina where he posted a record of 9-6 with a 3.80 ERA in 25 appearances (24 starts). Struck out 131 batters, walking 68, in 120.2 innings pitched. Had a 0.79 ERA in three starts during the month of April. Finished the season with solid numbers during the month of August, going 3-1 with a 1.64 ERA in six starts that month. Ranked among Braves minor league leaders in wins (T3rd, 9), strikeouts (5th, 131), starters ERA (8th, 3.80) and innings pitched (10th, 120.2). Named Carolina Pitcher of the Month in June and August. Named Carolina Pitcher of the Year by the Braves organization. Ranked fourth in the Carolina League in ERA (3.80). Also ranked second in strikeouts (131), second in OBA (.225) and third in walks (68).

**2015:** Selected by the Braves in the sixth round of the 2015 draft out of Texas Tech. Made his professional debut with R-Danville, going 0-4 with a 3.56 ERA in 13 starts for the D-Braves.

# WRIGHT, KYLE

RHP

**Bats:** Right**Throws:** Right**Height:** 6-4**Weight:** 200**Born:** 10/2/1995**Resides:** Huntsville, AL**Acquired:** 1st Round 2017 Draft**School:** Vanderbilt

## Wright's Career Statistics

Year	Club	W-L	ERA	G	GS	CG	SHO	SV	IP	H	R	ER	HR	HB	BB	SO	AVG	WHIP
2017	Florida	0-1	3.18	6	6	0	0	0	11.1	8	4	4	0	1	4	10	.205	1.06
2017	GCL Braves	0-0	1.59	3	3	0	0	0	5.2	3	1	1	0	0	2	8	.150	0.88
Minor League Totals		0-1	2.65	9	9	0	0	0	17.0	11	5	5	0	1	6	18	.186	1.00


## Wright's 2017 Highlights

Made his professional debut with rookie-level GCL Braves and Single-A Florida, going a combined 0-1 with a 2.65 ERA in nine games, all starts...Fanned 18 while walking six. Started his organizational debut on 7/17 vs. GCL Yankees West, going 1.2 innings and allowing one run while striking out three...Pitched twice more for the GCL club, tossing 2.0 scoreless innings each time. Made his Single-A debut on 8/1 at Dunedin, retiring all six batters he faced in the start. Finished his season on 9/1 at Daytona...Tossed 2.0 scoreless innings, allowing one hit with three strikeouts.

## Wright's Career Highlights

**Amateur:** Pitched three years for Vanderbilt University, and in 61 career games, 35 starts, went 19-11 with a 2.78 ERA (79 ER/255.1 IP) and 290 strikeouts. Named first team All-SEC by the league's coaches and a Second Team All-America by Baseball America after going 5-6 with a 3.40 ERA (39 ER/103.1 IP) over 16 starts for the Commodores in 2017. Became the fifth Vanderbilt pitcher drafted in the first round over the last four years, while at least one Vanderbilt pitcher has been selected in the draft's first two rounds for seven consecutive seasons...Is the second Vanderbilt pitcher drafted by the Braves in the first round, joining LHP Mike Minor, who the club chose seventh overall in 2009. Lettered four years in baseball and one in track at Buckhorn High School (AL)...His dad, Roger, was his baseball coach.

# 2018 POTENTIAL POSITION PLAYERS





## CASTRO, CARLOS

1B/C

**Bats:** Right**Throws:** Right**Height:** 6-1**Weight:** 195**Born:** 5/24/1994**Resides:** La Romana, DR**Acquired:** Non-Drafted FA on 7/22/2011**School:** NA**Castro's Career Statistics**

Year	Club	AVG	G	AB	R	H	2B	3B	HR	RBI	BB	SO	SB	CS	OBP	SLG	OPS
2012	DSL Braves	.254	22	59	7	15	6	0	0	8	1	10	1	0	.277	.356	.633
2013	DSL Braves	.221	53	181	18	40	8	1	3	31	7	26	1	1	.264	.326	.590
2014	DSL Braves	.308	49	169	26	52	12	3	2	28	9	22	2	2	.378	.450	.827
2015	Danville	.319	50	204	22	65	10	3	1	31	8	42	2	2	.340	.412	.751
2016	Rome	.266	84	305	43	81	15	4	17	57	13	76	5	0	.301	.508	.809
2017	Florida	.283	96	361	41	102	18	1	10	58	8	92	3	6	.306	.421	.727
Minor League Totals		.278	354	1279	157	355	69	12	33	213	46	268	14	11	.313	.428	.740

**Castro's 2017 Highlights**

Played the full season with High-A Florida and led the Fire Frogs with a career-best 58 RBI, which ranked sixth among Atlanta farmhands...Also ranked in the Top 10 among Braves prospects (min. 200 at-bats) with a .283 (102-for-361) average (8th)...Set career highs in RBI, games (96), hits (102) and doubles (18)...Named a Florida State League Mid-Season All-Star after batting .294/.322/.448 over 42 games in the season's first "half".

**Castro's Career Highlights**

- 2016:** Joined Single-A Rome on 5/23 and spent the remainder of the season with the club, batting .266 (81-for-305) with 17 home runs and 57 RBI in 84 contests...He paced all Atlanta farmhands with a .508 slugging percentage, while his 17 home runs and .809 OPS ranked second and his 57 RBI were fifth, despite appearing in just 84 games...Hit .330 (37-for-112) over his final 31 contests.
- 2015:** Established new career highs in hits (65) and batting average (.319, 65-for-204) while matching his career best with 31 RBI in his first season with rookie level Danville...His .319 batting average paced all Atlanta farmhands.

## CUMBERLAND, BRETT

C/RF

**Bats:** Switch**Throws:** Right**Height:** 5-11**Weight:** 205**Born:** 6/25/1995**Resides:** Turlock, CA**Acquired:** Comp Balance Round B 2016 Draft**School:** California - Berkeley***Cumberland's Career Statistics***

Year	Club	AVG	G	AB	R	H	2B	3B	HR	RBI	BB	SO	SB	CS	OBP	SLG	OPS
2016	Danville	.216	45	162	11	35	11	0	3	30	14	49	0	4	.317	.340	.657
2017	Rome	.263	55	175	34	46	15	1	10	48	31	61	1	0	.432	.531	.964
2017	Florida	.269	56	182	14	49	12	1	1	21	18	62	0	2	.384	.363	.747
Minor League Totals		.250	156	519	59	130	38	2	14	99	63	172	1	6	.382	.412	.795

***Cumberland's 2017 Highlights***


Split the season between Single-A Rome and High-A Florida, combining to bat .266 (95-for-357) with a .409 on-base percentage...Led all minor league players with 41 hit-by-pitches, and his .409 OBP paced Atlanta farmhands...Became the first Braves prospect with an on-base percentage over .400 (min. 350 at-bats) since Kyle Kubitz reached base at a .405 clip in 2014...Also ranked in the Top 10 among Atlanta prospects in OPS (3rd, .855), RBI (4th, 69), walks (T4th, 49), slugging percentage (9th, .445) and home runs (T9th, 11)...Was named a South Atlantic League Mid-Season All-Star, and SAL Player of the Week for 5/22-28 (.429/.500/.964 in seven games)...Entered the season tabbed by Baseball America as Atlanta's No. 23 prospect.

***Cumberland's Career Highlights***

**2016:** Played his first professional season with rookie-level Danville after being selected by Atlanta with the 76th overall pick in the 2016 First-Year Player Draft...Paced all Danville hitters with 30 RBI in 45 games...Baseball America named him the Appalachian League's No. 20 prospect at the conclusion of his rookie campaign...Entered the draft tabbed by Baseball America as the 69th-best prospect after earning Pacific 12 Conference Player of the Year honors and a USA Baseball Golden Spikes semifinalist nomination at the University of California.

## CURCIO, KEITH

OF

**Bats:** Right**Throws:** Right**Height:** 5-10**Weight:** 170**Born:** 12/28/1992**Resides:** Sarasota, FL**Acquired:** 6th Round 2014 Draft**School:** Florida Southern**Curcio's Career Statistics**

Year	Club	AVG	G	AB	R	H	2B	3B	HR	RBI	BB	SO	SB	CS	OBP	SLG	OPS
2014	ROM	.316	8	19	4	6	2	0	1	5	0	2	0	1	.409	.579	.988
2014	DAN	.259	8	27	6	7	2	0	0	4	3	5	1	0	.323	.333	.656
2015	ROM	.342	32	117	23	40	6	5	0	19	14	12	4	1	.416	.479	.895
2015	CAR	.241	101	382	43	92	14	5	4	38	29	61	20	10	.298	.335	.633
2016	CAR	.271	124	458	67	124	29	8	3	54	54	64	24	6	.352	.389	.740
2017	MIS	.219	120	401	44	88	14	6	4	21	43	67	10	5	.294	.314	.608
Minor League Totals		.254	393	1404	187	357	67	24	12	141	143	211	59	23	.327	.362	.689

**Curcio's 2017 Highlights**

Spent the full season with Double-A Mississippi, where he batted .219/.294/.314 over 120 games... Matched his career high with four home runs, and his six triples tied for sixth most among Braves farmhands, while his 43 walks tied for ninth...Batted .288 (23-for-80) against left-handed pitching, but hit just .202 (65-for-321) against righties.

**Curcio's Career Highlights**

**2016:** Spent the entire season at High-A Carolina where he posted a .271 average with 40 extra-base hits, 54 RBI and 24 stolen bases in 124 games for the Mudcats. Selected as a MiLB.com Organizational All-Star. Posted his best numbers during the month of July, hitting .372 with 12 extra-base hits and 11 RBI in 24 games. Ranked among Braves farmhand leaders in walks (3rd, 54), stolen bases (4th, 24) and RBI (T9th, 54). Named Carolina Player of the Month in July. Named Carolina Player of the Year by the Braves organization.

**2015:** Posted a .342 average through 32 games at Low-A Rome before joining High-A Carolina where he hit .241 in 101 contests. Between both stops, Curcio had 34 extra-base hits, 57 RBI and 24 stolen bases. Finished the year in the top 10 among Braves farmhands in triples (2nd, 10), runs (3rd, 66), hits (3rd, 132), stolen bases (5th, 24) and RBI (T6th, 57). Named Carolina League Player of the Week, 6/14.

**2014:** Selected by the Braves in the sixth round of the 2014 draft out of Florida Southern. Played eight games at both R-Danville and Low-A Rome. He combined to hit .283 before hitting the disabled list on 7/11 with a right shin fracture and missed the remainder of the season.

## DAVIDSON, BRAXTON

OF

**Bats:** Left**Throws:** Left**Height:** 6-2**Weight:** 230**Born:** 6/18/1996**Resides:** Delray Beach, FL**Acquired:** 1st round (32nd) by Atlanta in 2014**School:** TC Roberson (NC) HS**Davidson's Career Statistics**

Year	Club	AVG	G	AB	R	H	2B	3B	HR	RBI	BB	SO	SB	CS	OBP	SLG	OPS
2014	GCL Braves	.243	37	111	23	27	7	1	0	8	22	32	0	0	.400	.324	.724
2014	Danville	.167	13	36	1	6	2	0	0	3	9	10	0	0	.348	.222	.570
2015	Rome	.242	124	401	51	97	23	0	10	45	84	135	1	6	.381	.374	.755
2016	Carolina	.224	128	428	53	96	24	2	10	63	71	184	4	4	.344	.360	.704
2017	Florida	.213	111	362	41	77	13	1	7	36	66	155	2	4	.339	.312	.651
Minor League Totals		.226	413	1338	169	303	69	4	27	155	252	516	7	14	.359	.345	.703

**Davidson's 2017 Highlights**

Spent his second consecutive campaign with Atlanta's High-A affiliate, batting .213/.339/.312 in 111 games with Florida...Named a Florida State League Mid-Season All-Star, the first all-star honor of his professional career...Paced all Atlanta farmhands and ranked second in the FSL with 66 walks, and his 221 free passes over the last three seasons are tied for seventh-most in the minors...Entered the 2017 season ranked by Baseball America as Atlanta's No. 21 prospect.

**Davidson's Career Highlights**

**2016:** Played the full season with High-A Carolina, batting .224 (96-for-428) and establishing new career bests in games (128), runs (53), doubles (24), triples (2) and RBI (63) while tying his career high with 10 home runs...Ended the year in the Top 10 among Atlanta farmhands in walks (1st, 71), RBI (3rd, 63) and homers (77th, 10)...Seventy-one walks were second most in the Carolina League...Entered 2016 tabbed by Baseball America as Atlanta's No. 12 prospect, and as having the "Best Strike Zone Discipline" in the Braves system.

**2015:** Played the 2015 season, his second as a professional, with Single-A Rome, where he led the R-Braves in doubles (23) and home runs (10), while pacing all Atlanta farmhands and the South Atlantic League with 84 walks...Led the Atlanta system (min. 75 games) with a .381 OBP...Batted .307 (46-for-150) with a .426 OBP over a 43-game stretch from 5/16-7/3...Baseball America named him as the eighth-best prospect in the South Atlantic League following the season. Entered the 2015 season labeled as Atlanta's 11th-best prospect as rated by Baseball America.

**2014:** Split time in his first professional season between the GCL Braves and Danville (R), combining to hit .224 (33-for-147) with 24 runs and 11 RBI over 50 games...Exited the year as the 12th-best prospect in the GCL as ranked by Baseball America.

# DEMERITTE, TRAVIS

INF

**Bats:** Right**Throws:** Right**Height:** 6-0**Weight:** 180**Born:** 9/30/1994**Resides:** New York, NY

**Acquired:** Trade on 7/13/2016 from Texas  
in exchange for Lucas Harrell and  
Dario Alvarez

**School:** Winder-Barrow HS (GA)

## Demeritte's Career Statistics

Year	Club	AVG	G	AB	R	H	2B	3B	HR	RBI	BB	SO	SB	CS	OBP	SLG	OPS
2013	AZL Rangers	.285	39	144	31	41	5	3	4	20	29	49	5	1	.411	.444	.856
2014	Hickory	.211	118	398	77	84	16	2	25	66	50	171	6	2	.310	.450	.760
2015	Hickory	.241	48	170	27	41	12	1	5	19	25	69	10	1	.343	.412	.755
2015	Spokane	.150	5	20	0	3	0	0	0	0	2	11	0	2	.227	.150	.377
2016	High Desert	.272	88	331	73	90	20	4	25	59	41	125	13	3	.352	.583	.935
2016	Carolina	.250	35	124	21	31	9	5	3	11	26	50	4	1	.384	.476	.860
2017	Mississippi	.231	124	458	62	106	21	6	15	45	49	134	5	7	.306	.402	.708
Minor League Totals		.241	457	1645	291	396	83	21	77	220	222	609	43	17	.335	.457	.792

## Demeritte's 2017 Highlights

Played his first full season in the Atlanta organization with Double-A Mississippi and appeared in a career-high 124 games, batting .231/.306/.402 with 62 runs, 42 extra-base hits and 45 RBI...Ended the season in the Top 10 among Braves farmhands in walks (T4th, 49) and home runs (6th, 15)...Was selected to the Southern League All-Star team... Logged one at-bat as a pinch hitter and slugged a two-run home run in his only appearance...Appeared in a career-most 43 games at third base and made seven errors in 108 total chances... Entered the season ranked by MLB.com as Atlanta's No. 10 prospect, and by Baseball America as No. 19.

## Demeritte's Career Highlights

**2016:** Began the season at High-A High Desert where he posted a .272 batting average with 20 doubles, four triples, 25 home runs and 59 RBI in 88 games with the Mavericks. Traded by the Texas Rangers to the Atlanta Braves on 7/13/2016 in exchange for RHP Lucas Harrell and LHP Dario Alvarez. Joined High-A Carolina for the rest of the season, hitting .250 with 17 extra-base hits and 11 RBI in 35 games. Received many honors during the season including CAL Player of the Week, 4/17, MiLB.com CAL Player of the Month (April), CAL Mid-Season All-Star, Futures Game Selection and AFL All-Prospect Team.

**2015:** Posted a .241 average in 48 games with Low-A Hickory. Also appeared in five games at R-Spokane.

**2014:** Spent the entire season at Low-A Hickory, hitting .211 with 16 doubles, two triples, 25 home runs and 66 RBI in 118 games.

**2013:** Originally selected by Texas in first round of the 2013 draft out of Winder-Barrow High School (GA). Posted a .285 average with 12 extra-base hits and 20 RBI in 39 games with the AZL Rangers.



## GAYLOR, STEPHEN

OF

**Bats:** Left**Throws:** Right**Height:** 6-1**Weight:** 195**Born:** 10/4/1991**Resides:** Rome, GA**Acquired:** Non-Drafted FA on 8/12/2014**School:** Berry College***Gaylor's Career Statistics***

Year	Club	AVG	G	AB	R	H	2B	3B	HR	RBI	BB	SO	SB	CS	OBP	SLG	OPS
2014	GCL Braves	.325	9	40	7	13	1	1	0	2	1	8	2	0	.357	.400	.757
2015	Danville	.333	2	6	4	2	0	1	0	0	1	0	2	0	.556	.667	1.222
2015	Rome	.285	74	249	44	71	7	4	0	12	28	33	15	11	.373	.345	.719
2016	Rome	---	1	0	0	0	0	0	0	0	1	0	0	0	1.000	---	1.000
2016	Gwinnett	.333	1	3	1	1	0	0	0	0	1	0	0	0	.500	.333	.833
2016	Carolina	.241	59	191	29	46	4	1	0	9	24	38	14	5	.330	.272	.603
2016	Mississippi	.250	49	108	16	27	1	0	1	7	6	28	4	3	.289	.287	.577
2017	Gwinnett	.250	14	40	5	10	2	0	0	1	4	7	2	0	.318	.300	.618
2017	Mississippi	.180	21	50	8	9	1	0	0	2	4	9	1	1	.241	.200	.441
2017	Florida	.270	19	63	16	17	3	2	0	3	5	14	4	1	.338	.381	.719
Minor League Totals		.261	249	750	130	196	19	9	1	36	75	137	44	21	.339	.315	.654

***Gaylor's 2017 Highlights***

Appeared in 54 games between three levels of the Braves system, combining to hit .235/.302/.301 between Double-A Mississippi, Triple-A Gwinnett and High-A Florida...Made 21 appearances with Mississippi, 14 with Gwinnett and 19 with Florida...Batted .189 over the first 26 games of the season, before hitting at a .278 clip over his final 27 games.

***Gaylor's Career Highlights***

**2016:** Spent most of season at High-A Carolina, posting a .241 average in 59 games. Made one appearance at Low-A Rome and one appearance at Triple-A Gwinnett. Promoted to MIS from Carolina on July 7. Hit his first professional home run on 8/26 at Biloxi, a 2-run shot in the ninth in a 10-6 loss. Ranked tied for fifth most stolen bases (18) among Braves farmhands. Hit .305 in 27 games for the M-Braves during the month of August.

**2015:** Played 74 games at Low-A Rome and two games at R-Danville. Combined to hit .286 with 12 RBI between the two stops. Stole 17 bases in 28 attempts. Finished the season ranked among Braves minor league leaders in stolen bases (7th, 17), triples (T9th, 5) and average (10th, .286). Hit .329 in 25 games during the month of July, scoring 10 runs and adding four triples.

**2014:** Signed by the Braves as a non-drafted free agent out of Berry College (Rome, GA). Made his pro debut with the GCL Braves, batting .325 in 9 games.

## JACKSON, ALEX

OF/C

**Bats:** Right**Throws:** Right**Height:** 6-2**Weight:** 215**Born:** 12/25/1995**Resides:** Escondido, CA

**Acquired:** Trade on 11/28/16 from Seattle along with a player to be named later (LHP Tyler Pike, 12/9/16) in exchange for RHP Rob Whalen and RHP Max Povse

**School:** Rancho Bernardo (CA) HS***Jackson's Career Statistics***

Year	Club	AVG	G	AB	R	H	2B	3B	HR	RBI	BB	SO	SB	CS	OBP	SLG	OPS
2014	AZL Mariners	.280	23	82	11	23	6	2	2	16	9	24	0	1	.344	.476	.820
2015	Clinton	.157	28	108	10	17	6	0	0	13	6	35	1	1	.240	.213	.453
2015	Everett	.239	48	163	31	39	11	1	8	25	21	61	2	4	.365	.466	.832
2016	Clinton	.243	92	333	43	81	20	1	11	55	34	103	2	1	.332	.408	.740
2017	Florida	.272	66	257	44	70	17	0	14	45	13	74	0	1	.333	.502	.835
2017	Mississippi	.255	30	110	12	28	4	0	5	20	10	32	0	0	.317	.427	.744
Minor League Totals		.245	287	1053	151	258	64	4	40	174	93	329	5	8	.328	.427	.755

***Jackson's 2017 Highlights***

Split the season between Single-A Florida and Double-A Mississippi in his first season in the Braves organization... Earned mid-season All-Star honors while with the Fire Frogs... Also named by Baseball America as a High Class-A All-Star. Moved back behind the plate after playing the outfield during his time in Seattle's organization... Caught in high school. Combined to hit .267 (98-for-367) with a careerbest 19 home runs and 65 RBI despite missing a month (5/19-6/19) with a left wrist sprain... His 19 home runs were the fourth most by a Braves minor leaguer. Started the year with Florida, and hit .301 (46-for-153) with 10 home runs before injuring his wrist... Missed the All-Star game due to his injury. Made his Double-A debut on 7/30 and spent the remainder of the season with the M-Braves. Caught 16 of a combined 77 (21% potential base stealers. Played for Peoria in the Arizona Fall League... Named to the AFL All-Prospect team after hitting .263 with five home runs and 16 RBI in 20 games.

***Jackson's Career Highlights***


**2016:** Played the full season with Single-A Clinton, where he led the team with 11 home runs. Named the Mariners No. 1 prospect by Baseball America heading into the season.

**2015:** Split his second professional campaign between Single-A Clinton (4/9-5/18) and Short Season-A Everett, combining to bat .207 (56-for-271) in 76 games between the two clubs... Finished tied for the Northwest League lead with 12 HBP and tied for fifth with eight home runs. Named by MLB.com as the No. 28 overall prospect entering the 2015 season, the second-highest ranking for a player from the 2014 MLB First-Year Player Draft... Also rated by ESPN.com as the 59th overall prospect entering the 2015 season.

**2014:** Began his professional career with the AZL Mariners and singled in his first pro at-bat.

## JAMES, JARED

OF

**Bats:** Left**Throws:** Right**Height:** 6-1**Weight:** 185**Born:** 2/22/1994**Resides:** Sacramento, CA**Acquired:** 34th Round 2016 Draft**School:** Long Beach State***James' Career Statistics***

Year	Club	AVG	G	AB	R	H	2B	3B	HR	RBI	BB	SO	SB	CS	OBP	SLG	OPS
2016	Danville	.298	33	121	15	36	5	0	1	17	13	19	6	3	.379	.364	.742
2016	Rome	.302	27	86	14	26	4	2	3	16	8	11	5	1	.380	.500	.880
2017	Mississippi	.279	113	340	39	95	19	6	5	34	33	61	1	2	.352	.415	.767
Minor League Totals		.287	173	547	68	157	28	8	9	67	54	91	12	6	.363	.417	.780

***James' 2017 Highlights***


Played his first full professional season with Double-A Mississippi, batting .279/.352/.415 with 39 runs and 34 RBI over 113 games...Reached base at a .352 clip, the sixth-best OBP among Atlanta farmhands (tied)...Rebounded to bat .321/.388/.464 in 50 games (168 at-bats) after the All-Star break, after hitting .238/.318/.366 over 172 at-bats in 63 games to open the season.

***James' Career Highlights***

**2016:** Split his first professional campaign between rookie-level Danville and Single-A Rome, combining to bat .300 (62-for-207).

## LAGO, ALAY

INF

**Bats:** Right**Throws:** Right**Height:** 6-0**Weight:** 200**Born:** 7/21/1991**Resides:** Port Au Prince, Haiti**Acquired:** Non-Drafted FA on 12/1/2016**School:** NA***Lago's Career Statistics***

Year	Club	AVG	G	AB	R	H	2B	3B	HR	RBI	BB	SO	SB	CS	OBP	SLG	OPS
2016	Tecolotes de los Dos	.255	24	106	12	27	5	1	1	8	3	19	3	0	.282	.349	.631
2017	Florida	.303	113	416	47	126	20	4	6	46	22	65	6	6	.342	.413	.756
Mexican League Totals		.255	24	106	12	27	5	1	1	8	3	19	3	0	.282	.349	.631
Minor League Totals		.303	113	416	47	126	20	4	6	46	22	65	6	6	.342	.413	.756

***Lago's 2017 Highlights***


Played his first season with High-A Florida and won the Florida State League batting title after hitting .303 (126-for-416) over 113 games...Ranked in the Top 10 among Atlanta farmhands in average (3rd, .303), hits (4th, 126), on-base percentage (T10th, .342) and RBI (T10th, 46)...Paced Florida in hits and doubles (20).

***Lago's Career Highlights***

**2016:** Signed by the Braves as a non-drafted free agent on December 1, 2016. Signed by Rolando Petit.

## LIEN, CONNOR

OF

**Bats:** Right**Throws:** Right**Height:** 6-3**Weight:** 225**Born:** 3/15/1994**Resides:** Windermere, FL**Acquired:** 12th Round 2012 Draft**School:** Olympia High School (FL)**Lien's Career Statistics**

Year	Club	AVG	G	AB	R	H	2B	3B	HR	RBI	BB	SO	SB	CS	OBP	SLG	OPS
2012	GCL Braves	.228	48	149	30	34	4	2	0	11	19	49	15	3	.352	.282	.634
2013	Danville	.226	56	212	32	48	11	4	6	27	14	70	10	3	.298	.401	.699
2014	Rome	.275	85	309	41	85	17	3	5	36	21	84	16	4	.337	.398	.735
2015	Carolina	.285	128	453	72	129	22	5	9	47	33	129	34	12	.347	.415	.762
2016	Mississippi	.233	64	223	29	52	7	7	6	17	23	85	12	6	.320	.408	.728
2017	Mississippi	.187	119	374	41	70	19	2	10	34	24	160	17	4	.252	.329	.581
Minor League Totals		.243	500	1720	245	418	80	23	36	172	134	577	104	32	.316	.379	.695

**Lien's 2017 Highlights**

Appeared in 119 games with Double-A Mississippi and batted .187 (70-for-374) with a career-best 10 home runs... Swiped 17 bases on the season, ninth most in the Atlanta system...Four of his first 14 hits on the season were home runs.


**Lien's Career Highlights**

- 2016:** Placed on disabled list April 9 with a left hand injury after being removed from the game on Opening Day. Returned after the All-Star break and finished the season with a .233 average. Smacked two homers, 4 RBI on July 31 at Pensacola in an 8-3 win (first multi-HR and 4-RBI game of his career).
- 2015:** Ranked among Carolina League Leaders in several categories--average (fifth, .285), stolen bases (second, 34), hits (fourth, 129), runs scored (fifth, 72), total bases (fourth, 188) and strikeouts (second, 129). Ranked second among all Braves farmhands in runs scored (72) and stolen bases (34), fourth in hits (129), t-seventh in doubles (22) and home runs (9), t-ninth in OPS (.762) and 10th in RBI (47). Named Organizational Player of the Year at Carolina. Selected as a Carolina League Post-Season All-Star. Named Player of the Month (May & July) at Carolina, hitting .280 and .317 respectively. Hit .360 against southpaws.
- 2014:** Posted a .275 average in 85 games at Low-A Rome. Had 17 doubles, three triples, five homers and 36 RBI with the R-Braves. Also stole 16 bases, 12th most in the organization. Put up his best numbers in July when he hit .342 through 24 games.
- 2013:** Spent the season at short-season Danville, hitting .226 with 11 doubles, four triples, six homers and 27 RBI in 56 games.
- 2012:** Made his professional debut with the GCL Braves where he posted a .228 batting average through 48 games. Named GCL Player of the Month (July) after hitting .262 with 12 runs, three doubles, a triple and seven RBI in 23 games.



## MOORE, DYLAN

INF

**Bats:** Right**Throws:** Right**Height:** 6-0**Weight:** 200**Born:** 8/2/1992**Resides:** Newport Beach, CA

**Acquired:** Trade on 8/24/2016 from Texas  
along with Matt Foley from Miami in  
exchange for Jeff Francoeur and cash

**School:** Central Florida**Moore's Career Statistics**

Year	Club	AVG	G	AB	R	H	2B	3B	HR	RBI	BB	SO	SB	CS	OBP	SLG	OPS
2015	Spokane	.254	65	228	38	58	19	1	7	35	31	65	13	1	.364	.439	.803
2015	Hickory	.583	4	12	1	7	2	0	0	2	1	0	2	0	.615	.750	1.365
2016	Hickory	.244	101	340	55	83	18	3	9	45	54	77	37	9	.372	.394	.766
2016	High Desert	.351	17	74	18	26	7	0	5	14	5	12	3	2	.400	.649	1.049
2016	Carolina	.343	10	35	4	12	4	0	0	4	4	6	2	0	.415	.457	.872
2017	Mississippi	.207	122	421	49	87	15	0	7	42	45	96	10	8	.291	.292	.584
Minor League Totals		.246	319	1110	165	273	65	4	28	142	140	256	67	20	.346	.387	.734

**Moore's 2017 Highlights**

Played his first full season in the organization with Double-A Mississippi and batted .207 (87-for-421) with 22 extra-base hits and 42 RBI over 122 games...Batted .304 (28-for-92) over 26 games in July, and slugged four of his seven home runs on the season over 25 games in August...Drew 45 walks, seventh most among Atlanta farmhands.

**Moore's Career Highlights**

**2016:** Started the season at Low-A Hickory in the Rangers system, batting .244 with 9 HR and 45 RBI in 101 games.

Played 17 games at High-A High Desert (.351, 5 HR, 14 RBI) before he was traded to the Braves. Hit .343 in 10 games at Carolina to conclude the regular season. Moore was traded to Braves as part of the three-team Jeff Francoeur deal where Miami acquired Francoeur and cash from Atlanta. Atlanta received Moore from Texas and catcher Matt Foley from Miami. Texas received three international bonus slots (2 from Miami, 1 from Atlanta). Moore was promoted to MIS from High-A Carolina on 9/8 during the Southern League Playoffs after Ozzie Albies was injured in G1 of SLDS.

**2015:** Began his professional career at R-Spokane, playing in 65 games with a .254 average. He had seven homers and 35 RBI. Promoted to Low-A Hickory at the end of season where he played in four games, going 7-for-12 with two doubles. Named NWL Player of the Week, 8/31. Selected as a 2015 NWL Mid-Season All-Star. Originally selected by the Texas Rangers in the seventh round of the 2015 draft out of Central Florida.

## MORALES, JONATHAN

C/1B

**Bats:** Right**Throws:** Right**Height:** 5-11**Weight:** 180**Born:** 1/29/1995**Resides:** Arroyo, Puerto Rico**Acquired:** 25th Round 2015 Draft**School:** Miami Dade, Kendall Campus**Morales' Career Statistics**

Year	Club	AVG	G	AB	R	H	2B	3B	HR	RBI	BB	SO	SB	CS	OBP	SLG	OPS
2015	GCL Braves	.304	46	135	24	41	7	0	7	22	14	14	2	2	.377	.511	.889
2016	Rome	.269	113	424	49	114	25	0	4	55	25	55	3	4	.313	.356	.669
2017	Florida	.253	53	194	25	49	4	0	2	17	12	32	1	1	.300	.304	.604
2017	Mississippi	.169	39	130	8	22	4	0	1	12	7	20	0	0	.221	.223	.445
Minors Career		.256	251	883	106	226	40	0	14	106	58	121	6	7	.307	.349	.656

**Morales' 2017 Highlights**

Split the season between High-A Florida and Double-A Mississippi, combining to bat .219/.268/.272 over 92 games... Opened the season with Florida before transferring to Mississippi on 6/19... Hit .315 (17-for-54) with two outs and runners in scoring position, driving in 13...Threw out 35% (13-of-37) of would-be basestealers.


**Morales' Career Highlights**

**2016:** Played his first full professional season with Single-A Rome and named a SAL Mid-Season All-Star...Went 0-for-1 in the SAL All-Star Game...Caught exactly half of would-be basestealers from behind the plate, throwing out 53 of 106 runners.

**2015:** Earned the GCL Braves Player of the Year honors after leading the club with a .304 (41-for-135) batting average. Named by Baseball America as the "Best Late Round Pick" in Atlanta's 2015 draft class.

## NESLONY, TYLER

OF/1B

**Bats:** Left**Throws:** Right**Height:** 6-1**Weight:** 190**Born:** 2/13/1994**Resides:** Corpus Christi, TX**Acquired:** 9th Round 2016 Draft**School:** Texas Tech***Neslony's Career Statistics***

Year	Club	AVG	G	AB	R	H	2B	3B	HR	RBI	BB	SO	SB	CS	OBP	SLG	OPS
2016	Danville	.500	5	16	5	8	3	0	1	3	1	3	0	1	.571	.875	1.446
2016	Rome	.257	41	148	18	38	6	1	1	12	10	29	1	2	.311	.331	.642
2017	Florida	.309	60	217	31	67	17	0	4	21	22	43	0	4	.378	.442	.820
2017	Mississippi	.194	43	144	12	28	4	0	1	14	18	27	0	1	.289	.243	.532
Minor League Totals		.269	149	525	66	141	30	1	7	50	51	102	1	8	.341	.370	.711

***Neslony's 2017 Highlights***


Appeared in 103 games between High-A Florida and Double-A Mississippi, combining to bat .263/.342/.363 with 43 runs and 35 RBI...Ranked in the Top 10 among all Atlanta farmhands in doubles (T4th, 21) and on-base percentage (9th, .342)...Named a Florida State League Mid-Season All-Star after batting .319 (51-for-160) in 45 games to open the season...Opened the season with Florida before transferring to Mississippi on 7/13.

***Neslony's Career Highlights***

**2016:** Split his first professional season between rookie-level Danville and Single-A Rome, combining to bat .280 (46-for-164) with 23 runs, 12 extra-base hits and 15 RBI in 46 games between the two clubs...Opened his career by batting .500 (8-for-16) in five games for Danville before advancing to Rome on 7/9...Taken by the Braves in the ninth round of the First-Year Player Draft after batting .306 (72-for-235) with 53 runs, 10 home runs, 58 RBI and a team-best 22 doubles during his senior season at Texas Tech.

## OBREGON, OMAR

INF

**Bats:** Switch**Throws:** Right**Height:** 5-10**Weight:** 150**Born:** 4/18/1994**Resides:** La Trinidad, Nicaragua**Acquired:** Non-Drafted FA on 7/2/2011**School:** NA**Obregon's Career Statistics**

Year	Club	AVG	G	AB	R	H	2B	3B	HR	RBI	BB	SO	SB	CS	OBP	SLG	OPS
2012	DSL Braves	.269	48	93	21	25	2	0	0	5	21	19	7	6	.419	.290	.709
2013	GCL Braves	.227	33	110	11	25	0	1	0	11	13	13	5	1	.325	.245	.571
2014	Danville	.297	58	182	29	54	5	2	0	20	24	25	5	5	.384	.346	.730
2015	Rome	.274	119	441	52	121	11	4	0	51	38	58	31	19	.336	.317	.654
2016	Carolina	.247	87	312	41	77	12	4	0	27	24	53	12	4	.298	.311	.609
2017	Florida	.257	33	113	10	29	5	2	0	8	10	19	1	4	.315	.336	.651
2017	Mississippi	.320	8	25	3	8	2	0	0	0	3	8	0	0	.393	.400	.793
Minor League Totals		.266	386	1276	167	339	37	13	0	122	133	195	61	39	.339	.315	.654

**Obregon's 2017 Highlights**

Split the season between High-A Florida and Double-A Mississippi, batting .268/.329/.348 in just 41 combined games between the two stops...Opened the season with Florida before transferring to Mississippi on 6/19...Placed on the 7-day disabled list on 7/4 (right hand surgery) and missed the remainder of the season.

**Obregon's Career Highlights**

- 2016:** Posted a .247 batting average in 87 games at High-A Carolina. Hit .280 against right-handers compared to .173 against southpaws. Put up his best numbers in August, batting .303 with six extra-base hits in 25 games.
- 2015:** Spent his first full season at Low-A Rome, batting .274 in 119 games. Had 11 doubles, four triples, 51 RBI and 31 stolen bases. Finished the season ranked in the Top 10 among all Braves farmhands in steals (3rd, 31), hits (7th, 121) and RBI (9th, 51). Hit .302 in 64 home games compared to .243 in 55 road games.
- 2014:** Posted a .297 batting average with five doubles, two triples and 20 RBI in 58 games with R-Danville. Hit .404 against southpaws compared to a .250 average against right-handers. Put up his best stats in July, hitting .319 through 25 games.
- 2013:** Hit .227 in 33 games with the GCL Braves.
- 2012:** Posted a .269 average through 48 games with the DSL Braves. Hit .325 against right-handers but went 0-for-16 against lefties.
- 2011:** Signed by the Braves as a non-drafted free agent on July 2, 2011.

# REED, MICHAEL

OF

**Bats:** Right**Throws:** Right**Height:** 6-0**Weight:** 215**Born:** 11/18/1992**Resides:** Cedar Park, Texas**Acquired:** Free Agent Signee on 11/28/2017**School:** Leander (TX) High School

## Reed's Career Statistics

Year	Club	AVG	G	AB	R	H	2B	3B	HR	RBI	BB	SO	SB	CS	OBP	SLG	OPS
2011	AZL Brewers	.232	14	56	11	13	4	2	0	5	5	17	1	0	.295	.375	.670
2012	Huntsville	.000	3	7	0	0	0	0	0	0	0	3	0	0	.000	.000	.000
2012	Brevard County	.281	11	32	5	9	0	0	0	5	8	8	3	0	.425	.281	.706
2012	Helena	.246	48	179	29	44	5	1	1	20	24	58	11	1	.337	.302	.638
2013	Wisconsin	.286	118	455	68	130	23	13	1	40	71	108	26	10	.385	.400	.785
2014	Brevard County	.255	110	365	50	93	20	5	5	47	78	79	33	13	.396	.378	.774
2015	Colorado Springs	.246	38	126	19	31	13	2	0	21	20	31	1	0	.351	.381	.732
2015	Biloxi	.278	93	313	43	87	20	5	5	49	53	80	25	7	.379	.422	.801
2015	Milwaukee	.333	7	6	2	2	1	0	0	0	0	3	0	0	.333	.500	.833
2016	Colorado Springs	.248	121	411	68	102	20	2	8	45	74	124	20	8	.366	.365	.731
2016	Milwaukee	.182	8	22	3	4	0	0	0	0	2	7	1	0	.250	.182	.432
2017	Biloxi	.208	54	168	25	35	3	0	7	17	35	59	5	4	.346	.351	.698
Minor League Totals		.258	610	2112	318	544	108	30	27	249	368	567	125	43	.371	.375	.746
Major League Totals		.214	15	28	5	6	1	0	0	0	2	10	1	0	.267	.250	.517

## Reed's 2017 Highlights

Appeared in just 54 games with Double-A Biloxi in the Brewers system, batting .208 (35-for-168) with seven home runs, 25 runs and 17 RBI...Made two trips to the disabled list, first from 6/4-7/3 (left ankle sprain) before going on the DL again on 7/9 and missing the remainder of the season...Outrighted off the Brewers' 40-man roster on 7/6.

## Reed's Career Highlights

**2016:** Batted .248 with eight home runs, 45 RBI and 20 stolen bases over 121 games at Triple-A Colorado Springs...Led the team in runs (68)...Was recalled by Milwaukee on 9/17 for his second career stint in the majors...Appeared in eight games with the Brewers, including seven starts (5 games in center field, 2 games in left field).

**2015:** Spent most of the season at Double-A Biloxi, where he batted .278 with five home runs, 49 RBI and 25 stolen bases in 93 games...Was named a Southern League All-Star...Earned Brewers Minor League Player of the Month honors for May after batting .380 (30-for-79) with three homers and 17 RBI in 23 games...Transferred to Triple-A Colorado Springs on 8/1 and batted .246 with 21 RBI in 38 games...Returned to Biloxi on 9/8 for the Southern League playoffs...Had his contract selected by Milwaukee on 9/22 and appeared in seven games with the Brewers, including one start (right field on 10/1 at San Diego)...Made his Major League debut on 9/22 at St. Louis and had a pinch-hit double off Jaime Garcia...Following the season, played for the Surprise Saguaros in the Arizona Fall League.


**2014:** Batted .255 with five homers, 47 RBI and 33 stolen bases in 110 games at Class-A Brevard County...Led the Florida State League in on-base percentage (.396) and walks (78), and ranked second in stolen bases (33)...Was named the Florida State League Player of the Week for 4/28-5/4 after batting .571 (12-for-21) with two homers and five RBI in six games

**2013:** Batted .286 with one homer, 40 RBI and 26 stolen bases in 118 games at Class-A Wisconsin...Ranked second in the Midwest League in triples (13)...Tied the league record for triples in a game (3) on 5/22 at Quad Cities...Reached base safely in 39 consecutive games from 5/6-6/22, which was the second-longest streak in the Midwest League in 2013 behind teammate Parker Berberet (42 games). **2012:** Batted a combined .243 with one homer, 25 RBI and 14 stolen bases in 62 games between Double-A Huntsville (3 games), Class-A Brevard County (11 games) and rookie-level Helena (48 games). **2011:** Batted .232 with five RBI in 14 games during his first professional season with the AZL Brewers.



## RILEY, AUSTIN

INF

**Bats:** Right**Throws:** Right**Height:** 6-3**Weight:** 220**Born:** 4/2/1997**Resides:** Hernando, MS**Acquired:** Comp Balance Round A 2015 Draft**School:** DeSoto Central (MS) HS**Riley's Career Statistics**

Year	Club	AVG	G	AB	R	H	2B	3B	HR	RBI	BB	SO	SB	CS	OBP	SLG	OPS
2015	GCL Braves	.255	30	106	18	27	5	0	7	21	12	37	2	1	.331	.500	.831
2015	Danville	.351	30	111	18	39	9	1	5	19	14	28	0	1	.443	.586	1.028
2016	Rome	.271	129	495	68	134	39	2	20	80	39	147	3	3	.324	.479	.803
2017	Florida	.252	81	306	43	77	10	1	12	47	23	74	0	2	.310	.408	.718
2017	Mississippi	.315	48	178	28	56	9	1	8	27	20	50	2	0	.389	.511	.900
Minor League Totals		.278	318	1196	175	333	72	5	52	194	108	336	7	7	.343	.477	.820

**Riley's 2017 Highlights**

Split the season between High-A Florida and Double-A Mississippi, combining to bat .275 (133-for-484) with 71 runs, 41 extra-base hits and 74 RBI over 129 games between the two clubs. Opened the year with Florida and ranked by Baseball America as Atlanta's No. 11 prospect...Transferred to Mississippi on 7/13. Ended the season ranked in the Top 10 among Atlanta farmhands in hits (2nd, 133), home runs (3rd, 20), RBI (3rd, 74), walks (T9th, 43), slugging percentage (T7th, .446) and OPS (8th, .786). Over the last two seasons, leads Atlanta prospects in RBI (154) and homers (40) Following his promotion to Mississippi, batted .315/.389/.511 over 48 games...Ranked second in the Southern League in hits (56), tied for fifth in homers (8), and ranked eighth in RBI (27) from 7/13 through the end of the season. Hit 17 of his 20 home runs off right-handed pitchers. Named a Florida State League Mid-Season All-Star. Earned FSL Player of the Week honors for the period of 5/1-7 after batting .462/.483/.846 with three home runs and 10 RBI over seven games. Appeared in 17 games with the Peoria Javelinas in the Arizona Fall League following the season, and batted .300/.364/.657 with 12 extra-base hits and 18 RBI...Was named to both the AFL Fall-Stars Game and to the Top Prospects Team following the fall season. Hit for the cycle on 10/26 with Peoria, going 4-for-6 with three runs and five RBI against Mesa...Logged the first cycle in the Arizona Fall League since 2008.

**Riley's Career Highlights**

**2016:** Played his first full professional season with Single-A Rome and batted .271 (134-for-495) with 68 runs, 61 extra-base hits and 80 RBI in 129 games to earn Rome's Player of the Year honors from the organization. Ended the season pacing all Atlanta farmhands in home runs (20), doubles (39) and total bases (237), while sitting in the Top 10 in RBI (2nd, 80), slugging percentage (3rd, .479), OPS (3rd, .803), runs (T3rd, 68) and hits (4th, 134). Finished second in the South Atlantic League in home runs and doubles, and third in RBI. Opened his sophomore campaign batting just .229 (38-for-166) with a .280 OBP and .367 slugging percentage in his first 43 games before hitting .292/.346/.535 over his final 86 contests.

**2015:** Split his first professional season between the GCL Braves and rookie-level Danville after being selected by Atlanta with the 41st overall pick in the 2015 First-Year Player Draft. Was named the Danville Braves Player of the Year by the organization after batting .351 (39-for-111) with five home runs and 19 RBI in 30 games with the club, and he combined to bat .304 (66-for-217) with 12 home runs and 40 RBI in 60 games between the two stops. Led the GCL Braves with seven home runs at the time of his move to Danville, where he proceeded to lead Danville with five homers in 111 at-bats. He was named by Baseball America as the "Best Pure Hitter," "Best Power Hitter," "Best Athlete" and as having the "Best Pro Debut" among the Braves 2015 draft class... Also named by the publication as the second-best prospect in the Appalachian League, as well as the 10th-best prospect in the Gulf Coast League at the season's conclusion.

## SCIVICQUE, KADE

C

**Bats:** Right**Throws:** Right**Height:** 6-0**Weight:** 225**Born:** 3/22/1993**Resides:** Maurepas, LA

**Acquired:** Trade on 8/16/2016 from Detroit  
along with INF/OF Mike Aviles  
in exchange for SS Erick Aybar

**School:** LSU*Scivicque's Career Statistics*

Year	Club	AVG	G	AB	R	H	2B	3B	HR	RBI	BB	SO	SB	CS	OBP	SLG	OPS
2015	W. Michigan	.242	42	165	21	40	4	0	5	17	9	26	2	1	.306	.358	.663
2015	Connecticut	.406	9	32	5	13	3	0	0	1	3	3	0	0	.472	.500	.972
2016	Lakeland	.282	106	419	45	118	19	2	6	41	22	83	0	0	.324	.379	.704
2016	Carolina	.179	8	28	1	5	0	0	0	1	3	5	0	0	.258	.179	.437
2017	Mississippi	.269	68	234	19	63	11	1	3	25	16	46	0	1	.319	.363	.682
2017	Gwinnett	.272	24	81	12	22	2	0	2	11	8	18	0	0	.344	.370	.715
Minor League Totals		.271	260	970	103	263	39	3	16	97	61	184	2	2	.323	.367	.690

*Scivicque's 2017 Highlights*

Played with Triple-A Gwinnett and Double-A Mississippi, hitting a combined .270 (85-for-315) with five home runs and 36 RBI over 92 games. Began the year with the M-Braves and hit .306 (37-for-121) in his first 34 games through April and May...Hit .230 (26-for-113) over his final 34 Double-A games. Moved to Triple-A on 7/26 and made his G-Braves debut that day...Finished the season with the G-Braves. Began 1-for-13 (.077) over his first four Triple-A games...Hit .304 (21-for-69) to close out the season. Threw out 31 of a combined 113 (27%) potential base stealers.

*Scivicque's Career Highlights*

**2016:** In his second professional season, batted .282 (118-for-419) in 106 games with the Detroit Tigers Single-A affiliate Lakeland before joining the Atlanta organization on 8/16 as part of a three-player deal. Assigned to High-A Carolina where he played in eight games before a transfer to Double-A Mississippi on 8/30...Played in three games with Mississippi to close out the season...Hit a combined .273 (125-for-458) with 19 doubles, six home runs and 43 RBI...Went 7-for-39 (.179) in 11 games for the Braves. Played in 117 total games and made 80 total starts at catcher. Started at catcher in four postseason games for Mississippi...Batted .533 (8-for-15). In 10 games with the Salt River Rafters of the Arizona Fall League, batted .378 (14-for-37) RBI.


**2015:** After being selected in the fourth round of the 2015 draft. Split the season between Single-A Connecticut and Single-A West Michigan, appearing in 51 games. Began his professional career with Single-A Connecticut...Batted .406 (13-for-32) with five runs, three doubles and one RBI in nine games. Transferred to Single-A West Michigan on 7/14 and batted .242 (40-for-165) with 21 runs, four doubles, five home runs and 17 RBI in 42 games with the Whitecaps. Hit the first home run of his professional career on 7/30 at Bowling Green.

**Acquisition:** Selected by the Detroit Tigers in the fourth round of the 2015 June free-agent draft...Signed by Bryson Barber. Acquired by the Atlanta Braves along with INF/OF Mike Aviles from the Detroit Tigers in exchange for SS Erick Aybar on August 16, 2016.

**Amateur:** Began his college career at Southwest Mississippi Community College in Summit, Miss., where he earned first team JUCO All-State in 2013. Played two seasons at LSU and was named a first team All-American by D1Baseball.com and earned first team All-SEC honors in 2015.

## SEYMOUR, ANFERNEE

INF/OF

**Bats:** Switch**Throws:** Right**Height:** 5-11**Weight:** 165**Born:** 6/24/1995**Resides:** Nassau, Bahamas

**Acquired:** Trade on 8/6/2016 from Marlins  
along with LHP Michael Mader  
in exchange for LHP Hunter Cervenka

**School:** American Heritage HS (FL)***Seymour's Career Statistics***

Year	Club	AVG	G	AB	R	H	2B	3B	HR	RBI	BB	SO	SB	CS	OBP	SLG	OPS
2014	GCL Marlins	.245	26	98	24	24	0	1	0	3	12	27	11	2	.333	.265	.599
2015	Batavia	.273	64	238	39	65	10	4	0	14	20	52	29	6	.338	.349	.687
2016	Greensboro	.255	104	412	61	105	13	3	1	26	22	96	37	13	.295	.308	.603
2016	Rome	.266	21	79	11	21	1	0	0	5	4	22	6	0	.298	.278	.576
2017	Rome	.287	28	108	17	31	5	1	0	6	7	22	8	3	.345	.352	.696
2017	Florida	.280	82	307	45	86	13	4	1	18	28	89	17	17	.341	.358	.699
Minor League Totals		.267	325	1242	197	332	42	13	2	72	93	308	108	41	.323	.327	.650

***Seymour's 2017 Highlights***

Played his first full season with Atlanta and split the campaign between Single-A Rome and High-A Florida, batting .282 (117-for-415) with career-high marks in doubles (18) and triples (5) between the clubs...Ranked in the Top 10 among Atlanta farmhands (min. 200 at-bats) in steals (T3rd, 25), hits (T5th, 117), average (9th, .282) and on-base percentage (T10th, .342)...Opened the season with Rome before transferring to Florida on 5/9.

***Seymour's Career Highlights***

**2016:** Split the season between affiliates of two different organizations, combining to bat .257

(126-for-491) with 43 steals between Single-A Greensboro of the Marlins system and Single-A Rome of the Braves...Played 104 games with Greensboro before being acquired by Atlanta in a trade on 8/6...His 43 steals tied for most in the South Atlantic League (in which both Greensboro and Rome compete) and would have paced Atlanta farmhands, but only six of his swipes occurred with Rome, while his 72 runs were sixth most in the SAL.

**2015:** Batted .266 (65-for-238) with Short-Season A Batavia, logging 14 extra-base hits and leading the team in runs (39) and stolen bases (29)...Batted .356 (21-for-59) with two doubles and two triples against left-handed pitching.





# ATLANTA BRAVES FARM SYSTEM





# FARM SYSTEM

## Atlanta Braves

**Stadium:** SunTrust Park (41,149)  
**Address:** 755 Battery Avenue  
 Atlanta, GA 30339  
 P.O. Box 723009 (31139)  
**Phone:** 404-522-7630  
**Fax:** 404-614-1350  
**Web:** www.braves.com  
**E-Mail:** braves.web@braves.com



## Baseball Operations

Executive Vice President/General Manager .....	Alex Anthopoulos
Assistant General Manager/Vice President of Baseball Operations.....	Perry Minasian
Assistant General Manager, Research and Development.....	Jason Paré
Special Assistant to the General Manager.....	Bobby Cox
Director of Player Development.....	Dom Chiti
Director of Major League Operations.....	Alex Tamin
Director of Scouting.....	Brian Bridges
Assistant Director, Player Development .....	Jonathan Schuerholz
Assistant Director, Scouting and Analytics.....	Matt Grabowski
Manager, Minor League Administration.....	Ron Knight
Manager, Scouting Operations .....	Dixie Keller
Sr Advisor to Amateur Scouting .....	Roy Clark
Sr Advisor to Pro Scouting .....	Tom Giordano
Special Assignment Scout .....	Billy Ryan
Executive Assistant .....	Chris Rice
Executive Assistant .....	Elizabeth Teran
Manager, Minor League Operations.....	AJ Scola
Senior Advisor to Player Development.....	Lee Elia
Special Assistant to Baseball Operations .....	Andruw Jones
Special Assistant to Baseball Operations .....	Chipper Jones
Special Assistant to Baseball Operations .....	Fred McGriff
Special Assistant to Baseball Operations .....	Greg Walker
Major League Scout.....	David Holliday
Major League Scout.....	Matt Kinzer
Major League Scout.....	Ron Marigny
Major League Scout.....	Ted Simmons
Major League Scout.....	Terry Tripp Sr.
Major League Scout.....	Rick Williams
Major League Operations Analyst .....	Noah Woodward
Analyst.....	Garrett Wilson
Analyst, Research and Development.....	Michael Lord
Analyst, Research and Development.....	Josh Malek
Analyst, Research and Development.....	Scott Rapponotti
Scouting Assistant .....	Chris Lionetti
Coordinator, Latin American Operations .....	Jonathan Cruz
Baseball Operations Assistant .....	Danielle Monday
Major League Baseball Operations Trainee .....	Brian Gartner
Major League Advance Scouting Trainee.....	Adam Sonabend
Major League Baseball Operations Trainee .....	Nick Coppola
Player Development Trainee .....	Dylan Quantz
Amateur Scouting Trainee .....	Anthony Flora

## ATLANTA BRAVES

## National League

Chairman and CEO:	Terry McGuirk
Vice Chairman:	John Schuerholz
Executive Vice President/GM:	Alex Anthopoulos
Manager:	Brian Snitker
Hitting Coach:	Kevin Seitzer
Assistant Hitting Coach:	Jose Castro
Pitching Coach:	Chuck Hernandez
First Base Coach:	Eric Young
Third Base Coach:	Ron Washington
Bench Coach:	Walt Weiss
Bullpen Coach:	Marty Reed
Bullpen Catcher:	Jose Yopez
Special Assistant to Pitching:	Dave Wallace
Sr. Advisor, Athletic Training:	Jeff Porter



PR Contact:	Brad Hainje
PR Phone:	404-522-7630
Last WS Title:	1995
Last League Title:	1999
Last Division Title:	2005

## 2018 Atlanta Braves Schedule

## MARCH

29-31 ..... Philadelphia

## APRIL

2-4 ..... Washington  
 6-8 ..... @ Colorado  
 9-11 ..... @ Washington  
 13-15 ..... @ Chicago Cubs  
 16-18 ..... Philadelphia  
 19-22 ..... NY Mets  
 23-26 ..... @ Cincinnati  
 27-29 ..... @ Philadelphia

## MAY

1-3 ..... @ NY Mets  
 4-6 ..... San Francisco  
 8-9 ..... @ Tampa Bay  
 10-13 ..... @ Miami  
 15-17 ..... Chicago Cubs  
 18-20 ..... Miami  
 21-23 ..... @ Philadelphia  
 25-27 ..... @ Boston  
 28-30 ..... NY Mets  
 31 ..... Washington

## JUNE

1-3 ..... Washington  
 4-6 ..... @ San Diego  
 8-10 ..... @ LA Dodgers  
 12-13 ..... NY Mets  
 14-17 ..... San Diego  
 19-20 ..... @ Toronto  
 22-24 ..... Baltimore  
 25-27 ..... Cincinnati  
 29-30 ..... @ St. Louis

## JULY

1 ..... @ St. Louis  
 2-4 ..... @ NY Yankees  
 5-8 ..... @ Milwaukee  
 10-11 ..... Toronto  
 13-15 ..... Arizona  
 20-22 ..... @ Washington  
 23-24 ..... @ Miami  
 26-29 ..... LA Dodgers  
 30-31 ..... Miami

## AUGUST

1 ..... Miami  
 2-5 ..... @ NY Mets  
 7-9 ..... @ Washington  
 10-12 ..... Milwaukee  
 13-15 ..... Miami  
 16-19 ..... Colorado  
 20-22 ..... @ Pittsburgh  
 23-26 ..... @ Miami  
 28-29 ..... Tampa Bay  
 31 ..... Pittsburgh

## SEPTEMBER

1-2 ..... Pittsburgh  
 3-5 ..... Boston  
 6-9 ..... @ Arizona  
 10-12 ..... San Francisco  
 14-16 ..... Washington  
 17-19 ..... St. Louis  
 20-23 ..... Philadelphia  
 25-27 ..... @ NY Mets  
 28-30 ..... @ Philadelphia

# GWINNETT STRIPERS

## Gwinnett Stripers

**Stadium:** Coolray Field (10,427)  
**Address:** One Braves Avenue  
 Lawrenceville, GA 30049  
 P.O. Box 490310 (30049)  
**Phone:** 678-277-0300  
**Fax:** 678-277-0338  
**Web:** www.gostripers.com  
**E-Mail:** stripersinfo@braves.com



## International League

**Vice President & GM:** North Johnson  
**PR Contact:** Dave Lezotte  
**Phone:** 678-277-0300  
**Manager:** Damon Berryhill  
**Pitching Coach:** Reid Cornelius  
**Hitting Coach:** John Moses  
**Trainer:** Nick Jensen  
**Last IL Title:** 2007  
**Last Division Title:** 2016

## 2018 Gwinnett Braves Schedule

### APRIL

6-8 ..... @ Norfolk  
 9-11 ..... @ Durham  
 12-15 ..... Rochester  
 16-18 ..... Scranton/WB  
 20-22 ..... @ Pawtucket  
 23-25 ..... @ Rochester  
 27-29 ..... Durham  
 30 ..... @ Charlotte

### MAY

1-2 ..... @ Charlotte  
 3-6 ..... @ Indianapolis  
 7-10 ..... Charlotte  
 11-13 ..... Norfolk  
 15-17 ..... @ Columbus  
 18-20 ..... @ Toledo  
 21-24 ..... Durham  
 25-28 ..... Columbus  
 29-31 ..... Indianapolis

### JUNE

1-3 ..... @ Louisville  
 5-7 ..... Lehigh Valley  
 8-10 ..... Syracuse  
 11-13 ..... @ Norfolk  
 14-17 ..... @ Durham  
 19-21 ..... Toledo  
 22-24 ..... Columbus

25-27 ..... @ Norfolk  
 28-30 ..... @ Charlotte

### JULY

1 ..... @ Charlotte  
 2-3 ..... @ Durham  
 4-5 ..... Norfolk  
 6-8 ..... Charlotte  
 12-15 ..... @ Norfolk  
 16-19 ..... Indianapolis  
 20-22 ..... Pawtucket  
 24-26 ..... @ Lehigh Valley  
 27-29 ..... @ Scranton/WB  
 30-31 ..... Durham

### AUGUST

1-2 ..... Durham  
 3-5 ..... Norfolk  
 7-9 ..... @ Buffalo  
 10-12 ..... @ Syracuse  
 13-15 ..... Louisville  
 16-18 ..... Buffalo  
 21-23 ..... @ Durham  
 24-27 ..... @ Charlotte  
 28-30 ..... Norfolk  
 31 ..... Charlotte

### SEPTEMBER

1-3 ..... Charlotte

# GWINNETT STRIPERS

## Hitting

Player	AVG	G	AB	R	H	2B	3B	HR	RBI	BB	SO	SB	CS	OBP	SLG	OPS	HB
Acuna, Ronald	.344	54	221	38	76	14	2	9	33	17	48	11	6	.393	.548	.940	2
Adams, Lane	.264	48	178	21	47	10	2	7	30	15	60	15	3	.320	.461	.780	0
Albies, Ozzie	.285	97	411	67	117	21	8	9	41	28	90	21	2	.330	.440	.771	2
Avery, Xavier	.259	121	371	65	96	21	5	14	52	59	159	21	7	.361	.456	.816	2
Camargo, Johan	.295	33	129	17	38	9	1	4	20	8	22	1	0	.340	.473	.813	2
Franco, Carlos	.232	93	311	33	72	11	0	10	39	34	97	1	0	.311	.363	.675	2
Freeman, Freddie	.667	2	3	1	2	0	0	0	0	2	1	0	0	.800	.667	1.467	0
Freitas, David	.263	72	236	28	62	13	0	3	21	25	35	0	0	.338	.356	.694	4
Garcia, Adonis	.316	6	19	1	6	3	0	0	4	0	2	1	0	.333	.474	.807	1
Gaylor, Stephen	.250	14	40	5	10	2	0	0	1	4	7	2	0	.318	.300	.618	0
Giardina, Sal	.455	6	11	3	5	0	0	0	2	3	2	0	0	.625	.455	1.080	2
Howard, Ryan	.184	11	38	1	7	0	0	1	5	2	11	0	0	.238	.263	.501	1
Johnson, Micah	.289	40	135	19	39	6	3	1	15	18	38	6	4	.377	.400	.777	1
Kazmar, Sean	.284	99	363	41	103	15	0	11	45	12	40	5	1	.310	.416	.726	3
Kemp, Matt	.333	1	3	0	1	0	0	0	1	0	1	0	0	.250	.333	.583	0
Kubitza, Kyle	.241	91	286	46	69	5	5	5	25	39	89	5	5	.333	.346	.679	2
Lalli, Blake	.167	16	48	5	8	2	0	1	6	4	9	0	0	.226	.271	.497	0
Landoni, Emerson	.189	15	53	5	10	0	0	0	6	4	9	0	0	.241	.189	.430	0
Loney, James*	.143	2	7	0	1	0	0	0	0	1	1	0	0	.250	.143	.393	0
Odom, Joe	.000	3	7	0	0	0	0	0	0	3	1	0	0	.300	.000	.300	0
Peterson, Dustin	.248	87	314	35	78	17	1	1	30	27	78	1	2	.318	.318	.636	5
Peterson, Jace	.258	34	128	20	33	5	1	2	26	25	26	6	1	.374	.359	.734	0
Recker, Anthony	.223	41	139	20	31	8	1	4	10	11	48	1	0	.301	.381	.683	5
Rodriguez, Sean	.056	5	18	1	1	0	0	0	2	4	5	0	0	.240	.056	.296	1
Rojas Jr., Mel	.259	54	212	27	55	13	0	6	31	18	50	2	2	.318	.406	.723	2
Ruiz, Rio	.247	103	388	48	96	25	2	16	56	42	110	1	2	.322	.446	.768	1
Santana, Danny	.500	5	18	4	9	1	0	0	4	1	3	2	0	.526	.556	1.082	0
Schlehuber, Braeden	.267	6	15	3	4	0	0	1	3	0	7	0	0	.267	.467	.733	0
Scivique, Kade	.272	24	81	12	22	2	0	2	11	8	18	0	0	.344	.370	.715	1
Swanson, Dansby	.237	11	38	5	9	1	0	1	5	6	9	1	0	.356	.342	.698	1
Tuiasosopo, Matt	.207	114	363	51	75	10	1	8	45	55	139	1	0	.317	.306	.623	5
Valenzuela, Luis	.382	13	34	8	13	2	1	0	7	3	7	0	0	.432	.500	.932	0
Walker, Adam Brett	.128	10	39	3	5	3	0	1	4	4	16	2	0	.205	.282	.487	0
Team Total	.257	142	4717	634	1211	219	33	117	581	483	1258	106	35	.329	.392	.721	45

## Pitching

Player	W-L	ERA	G	GS	CG	SHO	SV	IP	H	R	ER	HR	HB	BB	SO	WHIP	AVG
Albers, Andrew	12-3	2.61	26	17	0	0	0	120.2	120	38	35	6	1	19	115	1.15	.261
Barreda, Manny	3-1	1.83	7	7	1	0	0	39.1	27	12	8	2	0	19	33	1.17	.185
Blair, Aaron	7-9	5.02	25	25	2	0	0	127.1	135	72	71	10	8	56	104	1.50	.269
Brothers, Rex	0-0	2.57	7	0	0	0	1	7.0	4	2	2	0	0	1	8	0.71	.167
Burgos, Enrique	0-1	5.24	24	0	0	0	2	22.1	13	13	13	1	0	15	26	1.25	.167
Cabrera, Mauricio	2-2	7.86	24	0	0	0	3	26.1	26	23	23	1	4	25	20	1.94	.260
Chapman, Kevin	0-0	7.71	9	0	0	0	0	11.2	14	10	10	1	1	3	10	1.46	.311
Collmenter, Josh	1-1	3.60	5	4	0	0	0	20.0	20	8	8	3	0	5	21	1.25	.256
Cruz, Rhiner	1-5	2.84	40	0	0	0	5	50.2	43	17	16	3	3	24	63	1.32	.224
De La Cruz, Joel	0-0	7.27	6	0	0	0	0	8.2	12	9	7	1	0	5	3	1.96	.308
Dirks, Caleb	2-2	4.02	27	0	0	0	2	40.1	35	22	18	6	3	13	45	1.19	.235
Franco, Enderson	0-0	1.00	2	2	0	0	0	9.0	6	1	1	0	0	3	11	1.00	.188
Freeman, Sam	3-1	0.87	9	0	0	0	1	10.1	5	2	1	1	0	6	8	1.06	.147
Fried, Max	0-0	0.00	2	2	0	0	0	6.0	1	0	0	0	0	2	6	0.50	.056
Gohara, Luiz	2-2	3.31	7	7	0	0	0	35.1	31	16	13	4	1	16	48	1.33	.230
Hernandez, David	1-0	1.13	7	0	0	0	4	8.0	4	2	1	0	0	2	9	0.75	.148
Hursh, Jason	3-4	5.50	28	0	0	0	0	37.2	53	26	23	3	1	12	41	1.73	.323
Jackson, Luke	0-3	6.29	9	4	0	0	1	24.1	26	17	17	2	0	16	23	1.73	.271
Krol, Ian	1-0	0.00	1	0	0	0	0	1.0	0	0	0	0	1	2	0	2.00	.000
Kubitza, Kyle	0-0	9.00	1	0	0	0	0	1.0	1	1	1	1	0	0	0	1.00	.250
Matthews, Kevin	0-1	2.25	1	1	0	0	0	4.0	2	1	1	0	0	4	3	1.50	.167
Medlen, Kris	3-7	5.42	16	16	1	1	0	94.2	105	61	57	15	6	23	84	1.35	.279
Minter, A.J.	1-2	4.70	17	0	0	0	0	15.1	15	11	8	1	0	10	17	1.63	.259
Morris, Akeel	1-3	3.09	30	0	0	0	1	46.2	38	18	16	3	1	23	53	1.31	.212
Motte, Jason	1-0	1.23	7	0	0	0	2	7.1	5	1	1	0	0	1	7	0.82	.192
Newcomb, Sean	3-3	2.97	11	11	0	0	0	57.2	45	23	19	3	1	33	74	1.35	.212
O'Flaherty, Eric	0-0	13.50	2	0	0	0	0	1.1	4	2	2	0	0	1	0	3.75	.500
Parsons, Wes	0-0	8.64	4	1	0	0	0	8.1	18	9	8	0	1	6	10	2.88	.429
Peterson, David	2-4	4.12	50	1	0	0	7	67.2	75	39	31	4	4	15	53	1.33	.279
Pfeiffer, Phillip	0-2	3.60	11	1	0	0	1	15.0	10	6	6	0	1	9	9	1.27	.192
Phillips, Evan	2-3	4.75	25	1	0	0	2	30.1	30	17	16	1	3	23	29	1.75	.268
Reynolds, Danny	0-0	0.00	2	0	0	0	0	3.0	2	0	0	0	1	1	2	1.00	.182
Roe, Chaz	0-1	27.00	1	0	0	0	0	1.0	3	3	3	0	0	1	1	4.00	.600
Santiago, Andres	2-0	0.00	4	0	0	0	0	10.0	7	0	0	0	0	1	7	0.80	.194
Sims, Lucas	7-4	3.75	20	19	0	0	0	115.1	95	49	48	19	6	36	132	1.14	.224
Tuiasosopo, Matt	0-0	0.00	1	0	0	0	0	1.0	0	0	0	0	0	0	2	1.00	.000
Vizcaino, Arodys	0-0	0.00	1	1	0	0	0	1.0	0	0	0	0	0	0	1	0.00	.000
Weigel, Patrick	3-2	5.27	8	8	0	0	0	41.0	42	24	24	5	4	17	30	1.44	.269
Winkler, Dan	1-0	6.30	10	0	0	0	0	10.0	14	7	7	2	0	1	12	1.50	.333
Wisler, Matt	7-5	3.56	18	14	1	1	1	93.2	101	44	37	7	1	20	64	1.29	.274
Team Total	71-71	4.02	142	142	5	12	32	1231.1	1187	606	550	105	52	470	1184	1.35	.251

\* Total for the team above, not total season in the league

# MISSISSIPPI BRAVES

## Mississippi Braves

**Stadium:** Trustmark Park (8,480)  
**Address:** 1 Braves Way  
 Pearl, MS 39208  
 P.O. Box 97389 (39288)  
**Phone:** 601-932-8788  
**Fax:** 601-936-3567  
**Web:** www.mississippibraves.com  
**E-Mail:** mississippibraves@braves.com



## AA Affiliate in the Southern League

**Vice President/GM:** Steve DeSalvo  
**PR Contact:** Chris Harris  
**PR Phone:** 601-932-8788  
**Manager:** Chris Maloney  
**Pitching Coach:** Dennis Lewallyn  
**Hitting Coach:** Carlos Mendez  
**Trainer:** TJ Saunders  
**Last SL Title:** 2008  
**Last Division Title:** 2008  
**Last Wild Card Title:** 2016

## 2018 Mississippi Braves Schedule

### APRIL

5-9 ..... Tennessee  
 11-15 ..... @ Biloxi  
 16-20 ..... Pensacola  
 21-25 ..... @ Mobile  
 26-30 ..... Jackson (TN)

### MAY

2-6 ..... @ Pensacola  
 7-11 ..... Mobile  
 12-16 ..... @ Jackson (TN)  
 17-21 ..... @ Tennessee  
 23-27 ..... Jacksonville  
 29-31 ..... @ Biloxi

### JUNE

1-2 ..... @ Biloxi  
 3-7 ..... Montgomery  
 8-12 ..... Pensacola  
 13-17 ..... @ Biloxi  
 21-26 ..... Jacksonville  
 28-30 ..... @ Pensacola

### JULY

1-3 ..... @ Pensacola  
 4-7 ..... Biloxi  
 8-11 ..... @ Birmingham  
 12-16 ..... Pensacola  
 18-22 ..... @ Montgomery  
 23-27 ..... Mobile  
 28-31 ..... Birmingham

### AUGUST

1 ..... Birmingham  
 2-6 ..... @ Chattanooga  
 8-12 ..... @ Jacksonville  
 14-18 ..... Chattanooga  
 19-23 ..... @ Mobile  
 24-28 ..... Biloxi  
 30-31 ..... @ Jacksonville

### SEPTEMBER

1-3 ..... @ Jacksonville



## MISSISSIPPI BRAVES

## Hitting

Player	AVG	G	AB	R	H	2B	3B	HR	RBI	BB	SO	SB	CS	OBP	SLG	OPS	HBP
Acuna, Ronald	.326	57	221	29	72	14	1	9	30	18	56	19	11	.374	.520	.895	1
Araiza, Armando	.143	11	35	5	5	2	0	1	2	1	11	0	0	.167	.286	.452	0
Curcio, Keith	.219	120	401	44	88	14	6	4	21	43	67	10	5	.294	.314	.608	1
Daniel, Andrew*	.095	10	21	1	2	0	0	0	0	2	8	0	0	.174	.095	.269	0
Demeritte, Travis	.231	124	458	62	106	21	6	15	45	49	134	5	7	.306	.402	.708	1
Franco, Carlos	.293	41	150	20	44	7	0	11	38	14	45	0	0	.358	.560	.918	1
Gaylor, Stephen	.180	21	50	8	9	1	0	0	2	4	9	1	1	.241	.200	.441	0
Giardina, Sal	.248	38	105	13	26	5	0	1	11	9	29	1	0	.319	.324	.643	3
Harper, Reed	.121	24	58	2	7	1	0	0	2	6	21	0	1	.209	.138	.347	1
Hyams, Levi	.189	32	90	4	17	1	0	0	6	4	22	0	0	.237	.200	.437	2
Jackson, Alex	.255	30	110	12	28	4	0	5	20	10	32	0	0	.317	.427	.744	0
James, Jared	.279	113	340	39	95	19	6	5	34	33	61	1	2	.352	.415	.767	7
Joe, Connor	.135	20	52	2	7	1	0	0	4	6	18	0	1	.233	.154	.387	1
Landoni, Emerson	.173	18	52	6	9	0	0	0	2	4	13	0	0	.246	.173	.419	1
Lien, Connor	.187	119	374	41	70	19	2	10	34	24	160	17	4	.252	.329	.581	9
Meneses, Joey	.292	108	360	44	105	13	0	9	45	38	81	0	0	.360	.403	.763	1
Moore, Dylan	.207	122	421	49	87	15	0	7	42	45	96	10	8	.291	.292	.584	7
Morales, Jonathan	.169	39	130	8	22	4	0	1	12	7	20	0	0	.221	.223	.445	2
Neslony, Tyler	.194	43	144	12	28	4	0	1	14	18	27	0	1	.289	.243	.533	2
Obregon, Omar	.320	8	25	3	8	2	0	0	0	3	8	0	0	.393	.400	.792	0
Odom, Joe	.298	25	57	5	17	3	0	1	8	3	16	0	0	.333	.404	.737	0
Riley, Austin	.315	48	178	28	56	9	1	8	27	20	50	2	0	.389	.511	.900	3
Rodriguez, Sean	.083	3	12	1	1	1	0	0	0	1	6	0	0	.154	.167	.321	0
Scivique, Kade	.269	68	234	19	63	11	1	3	25	16	46	0	1	.319	.363	.682	2
Valenzuela, Luis	.259	62	232	26	60	15	4	2	20	12	40	4	5	.304	.384	.688	4
Walker, Adam Brett	.122	14	49	5	6	1	0	4	12	4	23	0	0	.182	.388	.570	0
Team Total	.233	138	4517	498	1052	191	27	98	462	405	1170	70	47	.301	.352	.653	49

## Pitching

Player	W-L	ERA	G	GS	CG	SHO	SV	IP	H	R	ER	HR	HB	BB	SO	WHIP	AVG
Allard, Kolby	8-11	3.18	27	27	2	1	0	150.0	146	62	53	11	1	45	129	1.27	.258
Biddle, Jesse	2-4	2.90	27	0	0	0	2	49.2	48	22	16	3	1	16	53	1.29	.254
Brothers, Rex	0-0	2.79	10	0	0	0	1	9.2	7	4	3	0	0	5	18	1.24	.194
Cabrera, Mauricio	1-0	5.27	14	0	0	0	0	13.2	8	11	8	0	0	18	15	1.90	.163
Clouse, Corbin	3-4	2.86	16	0	0	0	1	22.0	21	8	7	2	0	13	26	1.55	.256
Fried, Max	2-11	5.92	19	19	0	0	0	86.2	88	61	57	8	7	43	85	1.51	.268
Giardina, Sal	0-0	4.50	2	0	0	0	0	2.0	2	1	1	0	0	1	0	1.50	.333
Gohara, Luiz	2-1	2.60	12	11	0	0	0	52.0	42	17	15	2	3	18	60	1.15	.218
Graham, Josh	0-1	1.38	10	0	0	0	2	13.0	10	2	2	0	0	9	10	1.46	.213
Hursh, Jason	0-0	1.23	10	0	0	0	5	14.2	10	2	2	0	0	5	10	1.02	.208
Mader, Michael	5-5	4.18	35	1	0	0	4	64.2	57	34	30	5	0	41	57	1.52	.235
Medlen, Kris	1-0	1.74	2	2	1	0	0	10.1	10	4	2	0	1	3	8	1.26	.238
Minter, A.J.	0-0	0.00	3	0	0	0	0	3.0	1	0	0	0	0	2	3	1.00	.111
Morris, Akeel	0-0	0.00	6	0	0	0	4	7.2	2	0	0	0	0	2	9	0.52	.080
Parsons, Wes	3-3	2.71	26	10	0	0	3	103.0	83	36	31	5	5	33	98	1.13	.219
Pfeifer, Philip	1-3	3.45	30	0	0	0	3	44.1	37	18	17	2	1	33	68	1.58	.227
Phillips, Evan	1-1	8.14	15	0	0	0	1	21.0	22	19	19	5	1	11	24	1.57	.278
Pike, Tyler	0-9	4.58	15	15	1	0	0	74.2	62	45	38	3	3	63	86	1.67	.228
Reynolds, Danny	1-3	3.26	39	0	0	0	3	58.0	50	25	21	0	6	31	52	1.40	.239
Rincon, Junior	0-1	4.76	3	0	0	0	0	5.2	3	4	3	0	1	5	8	1.41	.150
Rogers, Joe	0-1	11.57	3	0	0	0	0	2.1	4	3	3	0	0	3	1	3.00	.400
Roney, Bradley	4-1	3.75	15	0	0	0	2	24.0	17	12	10	4	0	17	36	1.42	.205
Santiago, Andres	0-2	6.11	5	3	0	0	0	17.2	29	14	12	1	1	10	9	2.21	.372
Sobotka, Chad	3-1	5.52	18	0	0	0	0	31.0	29	19	19	1	2	19	23	1.55	.252
Soroka, Mike	11-8	2.75	26	26	0	0	0	153.2	133	58	47	10	10	34	125	1.09	.233
Toussaint, Touki	3-4	3.18	7	7	1	0	0	39.2	30	19	14	3	2	22	44	1.31	.207
Watts, Devan	0-2	2.25	20	0	0	0	1	32.0	27	12	8	1	3	13	31	1.25	.223
Webb, Jacob	3-1	2.63	16	0	0	0	0	24.0	17	8	7	1	0	14	26	1.29	.202
Weigel, Patrick	3-0	2.89	7	7	0	0	0	37.1	32	13	12	2	2	11	38	1.15	.234
Withrow, Matt	1-3	4.47	10	10	0	0	0	48.1	39	26	24	8	2	22	44	1.26	.222
Team Total	58-80	3.56	138	138	5	10	32	1215.2	1066	559	481	77	52	562	1196	1.34	.237

\* Total for the team above, not total season in the league

# FLORIDA FIRE FROGS

## Florida Fire Frogs

**Stadium:** Osceola County Stadium (5,300)  
**Address:** 631 Heritage Park Way  
 Kissimmee, FL 34744  
**Phone:** 321-697-3156  
**Fax:**  
**Web:** www.floridafirefrogs.com  
**E-Mail:** info@floridafirefrogs.com



## High-A Affiliate in the Florida State League

**President:** Jason Compton  
**General Manager:** Erik Anderson  
**PR Contact:** Thaddeus Krzus  
**PR Phone:** 321-697-3156  
**Manager:** Luis Salazar  
**Pitching Coach:** Mike Maroth  
**Hitting Coach:** Rene Tosoni  
**Trainer:** Dave Comeau  
**Last FSL Title:** NA  
**Last Division Title:** NA  
**Last Wild Card Title:** NA

## 2017 Florida Fire Frogs Schedule

### APRIL

5-6 ..... @ Daytona  
 7-8 ..... Daytona  
 9-12 ..... @ Fort Myers  
 13-15 ..... @ Palm Beach  
 17-19 ..... St. Lucie  
 20-22 ..... Lakeland  
 23-25 ..... @ Daytona  
 26-29 ..... @ Lakeland

### MAY

1-3 ..... Palm Beach  
 4-6 ..... Tampa  
 7-9 ..... @ St. Lucie  
 10-12 ..... Tampa  
 14-17 ..... St. Lucie  
 18-20 ..... Clearwater  
 21-23 ..... Dunedin  
 24-27 ..... Tampa  
 29-31 ..... Dunedin

### JUNE

1-3 ..... @ Clearwater  
 4-7 ..... @ Bradenton  
 8-10 ..... Jupiter  
 11-14 ..... Bradenton  
 18-20 ..... @ Jupiter  
 21-24 ..... @ Daytona  
 26-28 ..... Dunedin

29-30 ..... Daytona

### JULY

1 ..... Daytona  
 2-3 ..... @ Jupiter  
 4-5 ..... Charlotte  
 6-8 ..... @ Palm Beach  
 9-12 ..... Daytona  
 13-15 ..... Clearwater  
 16-18 ..... Dunedin  
 19-21 ..... @ Clearwater  
 23-25 ..... Charlotte  
 26-29 ..... Bradenton  
 31 ..... @ Charlotte

### AUGUST

1-2 ..... @ Charlotte  
 3-5 ..... @ Fort Myers  
 6-8 ..... Palm Beach  
 9-12 ..... Fort Myers  
 13-16 ..... @ St. Lucie  
 17-19 ..... @ Lakeland  
 21-23 ..... Jupiter  
 24-26 ..... Lakeland  
 27-30 ..... @ Tampa  
 31 ..... @ Charlotte

### SEPTEMBER

1-2 ..... @ Charlotte

## FLORIDA FIRE FROGS

## Hitting

Player	AVG	G	AB	R	H	2B	3B	HR	RBI	BB	SO	SB	CS	OBP	SLG	OPS	HBP
Acuna, Ronald	.287	28	115	21	33	3	5	3	19	8	40	14	3	.336	.478	.814	1
Castro, Carlos	.283	96	361	41	102	18	1	10	58	8	92	3	6	.306	.421	.727	6
Cumberland, Brett	.269	56	182	14	49	12	1	1	21	18	62	0	2	.384	.363	.747	16
Daniel, Andrew	.139	11	36	3	5	1	0	1	3	4	11	0	1	.244	.250	.494	1
Davidson, Braxton	.213	111	362	41	77	13	1	7	36	66	155	2	4	.339	.312	.651	4
Didder, Ray-Patrick	.230	118	418	51	96	17	5	5	44	44	123	25	13	.331	.333	.661	21
Ellison, Justin	.196	30	107	8	21	3	2	2	7	4	33	1	1	.230	.318	.548	1
Franklin, Kevin*	.161	16	56	4	9	2	0	0	1	3	14	0	0	.200	.196	.396	0
Gaylor, Stephen	.270	19	63	16	17	3	2	0	3	5	14	4	1	.338	.381	.719	2
Giardina, Sal	.250	8	24	2	6	1	0	0	2	0	4	0	0	.308	.292	.599	2
Gonzalez, Matt	.236	43	144	15	34	8	0	1	13	9	38	1	3	.281	.313	.594	0
Jackson, Alex	.272	66	257	44	70	17	0	14	45	13	74	0	1	.333	.502	.835	11
Lago, Alay	.303	113	416	47	126	20	4	6	46	22	65	6	6	.342	.413	.756	5
Martinez, Carlos	.333	1	3	0	1	1	0	0	0	0	0	0	0	.333	.667	1.000	0
Morales, Jonathan	.253	53	194	25	49	4	0	2	17	12	32	1	1	.300	.304	.604	1
Moss, J.B.	.133	12	30	0	4	0	0	0	0	8	0	0	0	.133	.133	.267	0
Murphy, Tanner	.189	30	90	6	17	3	0	1	5	6	20	0	0	.263	.256	.518	3
Neslony, Tyler	.309	60	217	31	67	17	0	4	21	22	43	0	4	.378	.442	.820	2
Nevarez, Wigberto	.217	16	46	7	10	2	0	1	5	3	17	1	0	.280	.326	.606	1
Obregon, Omar	.257	33	113	10	29	5	2	0	8	10	19	1	4	.315	.336	.651	0
Riley, Austin	.252	81	306	43	77	10	1	12	47	23	74	0	2	.310	.408	.718	5
Salazar, Alejandro	.247	108	385	30	95	16	2	1	29	9	75	5	6	.265	.306	.572	1
Schwartz, Garrison	.111	3	9	1	1	0	0	0	0	1	5	1	0	.200	.111	.311	0
Seymour, Anfernee	.280	82	307	45	86	13	4	1	18	28	89	17	17	.341	.358	.699	3
Team Total	.255	129	4241	505	1081	189	30	72	448	318	1107	82	75	.318	.365	.682	86

## Pitching

Player	W-L	ERA	G	GS	CG	SHO	SV	IP	H	R	ER	HR	HB	BB	SO	WHIP	AVG
Cabrera, Mauricio	0-0	0.00	2	0	0	0	0	3.0	1	0	0	0	1	2	3	1.00	.100
Caicedo, Oriel L	2-5	3.58	12	11	1	1	0	60.1	61	31	24	2	6	15	41	1.26	.256
Clouse, Corbin	2-0	2.31	25	0	0	0	2	35.0	31	13	9	0	0	21	46	1.49	.228
Franco, Enderson	6-6	4.13	19	19	0	0	0	106.2	107	53	49	9	4	38	87	1.36	.262
Gohara, Luiz	3-1	1.98	7	7	0	0	0	36.1	33	8	8	0	0	10	39	1.18	.243
Graham, Josh	3-3	4.69	31	0	0	0	1	48.0	41	27	25	0	4	18	56	1.23	.228
Harrington, Drew	4-8	4.50	15	14	0	0	0	70.0	84	44	35	1	6	22	55	1.51	.298
Hellinger, Jaret	0-0	0.00	1	0	0	0	0	2.0	1	0	0	0	0	0	0	0.50	.167
Johnson-Mullins, Chase	1-5	3.07	25	0	0	0	4	44.0	44	18	15	2	1	16	50	1.36	.251
Krol, Ian	0-0	0.00	1	0	0	0	0	2.0	1	0	0	0	1	0	1	0.50	.167
Lewis, Taylor	0-1	8.87	16	0	0	0	1	23.1	33	23	23	2	2	14	21	2.01	.351
Matthews, Kevin	0-1	9.28	5	1	0	0	0	10.2	11	17	11	1	1	13	11	2.25	.250
McCreery, Adam	1-1	2.64	18	0	0	0	5	30.2	21	11	9	1	0	23	43	1.43	.191
McLaughlin, Sean	4-4	3.97	35	0	0	0	3	65.2	66	30	29	2	2	22	58	1.34	.272
Medlen, Kris	1-1	3.97	2	2	0	0	0	11.1	10	5	5	1	2	4	6	1.24	.238
Minter, A.J.	0-0	1.80	5	0	0	0	0	5.0	3	1	1	1	0	0	9	0.60	.167
Navarro, Raymar	2-2	3.70	8	3	0	0	0	24.1	20	11	10	0	1	12	19	1.32	.222
Nevarez, Wigberto	0-0	0.00	1	0	0	0	0	0.1	3	0	0	0	0	0	0	9.00	.750
Pike, Tyler	5-2	2.20	12	12	0	0	0	69.2	56	21	17	2	1	27	68	1.19	.223
Rincon, Junior	1-1	4.84	7	2	0	0	0	22.1	28	15	12	2	1	8	20	1.61	.292
Roe, Chaz	0-1	27.00	3	1	0	0	0	2.0	6	6	6	0	0	2	3	4.00	.500
Rogers, Joe	0-2	6.61	8	3	0	0	0	16.1	22	14	12	1	0	11	18	2.02	.324
Roney, Bradley	0-2	27.00	3	0	0	0	0	2.0	5	8	6	0	1	4	3	4.50	.417
Salazar, Carlos	0-0	4.15	4	0	0	0	0	4.1	4	5	2	0	0	7	5	2.54	.222
Sanchez, Ricardo	4-12	4.95	22	21	0	0	0	100.0	117	65	55	10	3	46	101	1.63	.288
Santiago, Andres	2-6	7.19	15	4	0	0	0	41.1	52	38	33	4	5	15	51	1.62	.302
Sobotka, Chad	1-4	6.75	16	0	0	0	2	26.2	32	21	20	3	4	13	29	1.69	.314
Toussaint, Touki	3-9	5.04	19	19	0	0	0	105.1	101	61	59	8	8	42	123	1.36	.245
Watts, Devan	1-0	2.03	19	0	0	0	4	26.2	22	6	6	1	2	7	34	1.09	.222
Webb, Jacob	2-1	1.74	22	0	0	0	2	41.1	29	9	8	1	2	22	48	1.23	.203
White, Brandon S.	0-1	4.32	11	0	0	0	0	16.2	15	10	8	2	0	7	14	1.32	.238
Winkler, Dan	0-0	0.00	3	0	0	0	0	3.0	0	0	0	0	0	2	2	0.67	.000
Withrow, Matt	0-1	3.08	6	4	0	0	0	26.1	21	9	9	1	1	9	21	1.14	.228
Wright, Kyle	0-1	3.18	6	6	0	0	0	11.1	8	4	4	0	1	4	10	1.06	.205
Team Total	48-81	4.20	129	129	1	11	24	1094.0	1089	584	510	57	60	456	1095	1.41	.258

\* Total for the team above, not total season in the league

# ROME BRAVES

## Rome Braves

**Stadium:** State Mutual Stadium (5,100)  
**Address:** 755 Braves Boulevard  
 Rome, GA 30161  
 P.O. Box 5515 (30162)  
**Phone:** 706-368-9388  
**Fax:** 706-368-6525  
**Web:** www.romebraves.com  
**E-Mail:** rome.braves@braves.com



## Low-A Affiliate in the South Atlantic League

**Vice President/GM:** Jim Bishop  
**PR Contact:** Jim Jones  
**PR Phone:** 706-368-9388  
**Manager:** Ralph "Rocket" Wheeler  
**Pitching Coach:** Dan Meyer  
**Hitting Coach:** Bobby Moore  
**Trainer:** Vic Scarpone  
**Last SALLY Title:** 2016  
**Last Division Title:** 2016

## 2018 Rome Braves Schedule

### APRIL

5-8 ..... Hagerstown  
 9-11 ..... Charleston  
 12-15 ..... @ Greenville  
 16-18 ..... @ Asheville  
 19-22 ..... Augusta  
 23-26 ..... @ West Virginia  
 27-29 ..... @ Hagerstown

### MAY

1-3 ..... Lakewood  
 4-7 ..... Asheville  
 9-11 ..... @ Augusta  
 12-15 ..... @ Hickory  
 17-20 ..... Asheville  
 21-24 ..... @ Lexington  
 25-28 ..... @ Augusta  
 29-31 ..... Asheville

### JUNE

1-3 ..... Columbia  
 5-7 ..... @ Asheville  
 8-10 ..... Kannapolis  
 11-14 ..... @ Greenville  
 15-17 ..... Lexington  
 21-23 ..... @ Augusta  
 24-26 ..... Greenville  
 27-29 ..... @ Charleston

30 ..... Kannapolis

### JULY

1-3 ..... Kannapolis  
 4-6 ..... @ Asheville  
 7-9 ..... Augusta  
 11-13 ..... @ Greenville  
 14-17 ..... @ Augusta  
 19-22 ..... Charleston  
 23-26 ..... Columbia  
 27-29 ..... @ Lexington  
 30-31 ..... Greensboro

### AUGUST

1 ..... Greensboro  
 2-5 ..... @ Greenville  
 7-9 ..... Delmarva  
 10-13 ..... West Virginia  
 15-17 ..... @ Lakewood  
 18-21 ..... @ Delmarva  
 23-26 ..... West Virginia  
 27-30 ..... Greenville  
 31 ..... @ Asheville

### SEPTEMBER

1-3 ..... @ Asheville

## ROME BRAVES

## Hitting

Player	AVG	G	AB	R	H	2B	3B	HR	RBI	BB	SO	SB	CS	OBP	SLG	OPS	HBP
Baez, Leudys	.268	31	123	12	33	4	5	2	16	6	35	1	3	.302	.431	.733	0
Bush, Austin	.216	31	102	7	22	6	0	2	11	9	38	0	0	.292	.333	.625	2
Concepcion, Anthony	.228	98	289	37	66	6	4	5	35	33	78	10	2	.321	.329	.650	9
Crowley, Alan	.185	8	27	0	5	2	0	0	1	1	11	0	0	.214	.259	.474	0
Cruz, Derian	.167	29	114	14	19	6	1	0	13	3	35	3	2	.207	.237	.443	3
Cumberland, Brett	.263	55	175	34	46	15	1	10	48	31	61	1	0	.432	.531	.964	25
Delgado, Riley	.143	4	14	3	2	1	0	0	5	1	2	0	0	.188	.214	.402	0
Ellison, Justin	.254	45	169	27	43	9	4	5	21	12	52	6	4	.302	.444	.746	0
Gonzalez, Matt	.300	16	70	10	21	0	1	0	7	6	15	2	0	.355	.329	.684	0
Grullon, Yeudi	.175	22	57	8	10	0	1	0	5	5	11	0	2	.238	.211	.449	0
Herbert, Lucas	.243	101	375	40	91	21	1	8	50	26	74	3	0	.308	.368	.676	10
Hoekstra, Kurt	.255	114	415	48	106	18	7	3	35	34	96	11	4	.313	.354	.668	2
Johnson, Micah	.286	2	7	0	2	0	0	0	1	0	1	0	0	.286	.286	.571	0
Josephina, Kevin	.247	118	429	42	106	13	6	1	34	22	92	21	11	.283	.312	.596	2
Keller, Bradley	.163	25	80	8	13	7	0	2	6	5	37	1	0	.236	.325	.561	3
Lugbauer, Drew	.277	31	119	13	33	11	1	3	19	8	38	0	0	.338	.462	.801	3
Martinez, Carlos	.270	51	159	12	43	1	0	0	11	16	19	1	1	.354	.277	.630	5
Mooney, Marcus	.238	111	416	53	99	13	1	0	32	21	54	10	6	.310	.274	.585	25
Murphy, Tanner	.227	23	75	6	17	4	0	1	11	17	17	2	0	.362	.320	.682	0
Osuna, Ramon	.164	20	67	6	11	3	0	0	5	5	35	0	0	.222	.209	.431	0
Pache, Cristian	.281	119	469	60	132	13	8	0	42	39	104	32	14	.335	.343	.679	0
Rodgers, Jordan	.257	63	230	21	59	17	1	2	27	11	49	3	4	.306	.365	.672	6
Rodriguez, Sean	.000	1	4	0	0	0	0	0	0	0	1	0	0	.000	.000	.000	0
Seymour, Anfernee	.287	28	108	17	31	5	1	0	6	7	22	8	3	.345	.352	.696	3
Ventura, Randy	.294	95	381	46	112	7	1	1	16	24	83	29	12	.338	.325	.664	2
Wilson, Israel	.262	43	168	28	44	3	3	2	20	18	52	9	3	.340	.351	.692	3
Yopez, Juan	.275	36	142	15	39	13	0	1	15	8	32	4	1	.309	.387	.697	0
Team Total	.252	139	4785	567	1205	198	47	48	492	368	1144	157	72	.316	.343	.659	103

## Pitching

Player	W-L	ERA	G	GS	CG	SHO	SV	IP	H	R	ER	HR	HB	BB	SO	WHIP	AVG
Anderson, Ian	4-5	3.14	20	20	0	0	0	83.0	69	30	29	0	11	43	101	1.35	.232
Borkovich, Walter	1-1	2.38	6	0	0	0	1	11.1	13	4	3	0	0	1	16	1.24	.277
Burrows, Thomas	3-5	2.16	38	0	0	0	3	66.2	48	20	16	1	9	25	92	1.10	.198
Caicedo, Oriel L	5-2	3.2	13	3	0	0	1	45.0	42	19	16	2	2	6	31	1.07	.246
Conyers, Troy	4-0	2.86	10	0	0	0	0	28.1	26	9	9	3	0	10	24	1.27	.250
Custred, Matt	1-3	1.16	24	0	0	0	2	38.2	19	8	5	1	0	15	48	0.88	.144
Davidson, Tucker	5-4	2.60	31	12	0	0	2	103.2	96	45	30	4	1	30	101	1.22	.248
Deal, Hayden	1-0	0.00	1	0	0	0	0	4.0	1	0	0	0	0	1	4	0.50	.077
Franco, Enderson	0-0	3.18	2	0	0	0	0	5.2	7	3	2	0	0	2	5	1.59	.318
Grullon, Yeudi	0-1	4.50	1	0	0	0	0	2.0	3	1	1	0	0	1	2	2.00	.333
Hellinger, Jaret	0-2	9.49	6	1	0	0	0	12.1	17	14	13	0	0	9	6	2.11	.354
Hoekstra, Kurt	1-0	6.75	3	0	0	0	0	4.0	6	4	3	1	0	2	3	2.00	.333
Hughes, Landon	0-0	6.75	1	0	0	0	0	1.1	2	2	1	0	0	3	1	3.75	.400
Kennedy, Jon	5-2	2.87	39	1	0	0	5	78.1	79	28	25	4	4	6	65	1.09	.262
Lawlor, Ryan	3-1	4.37	11	10	0	0	0	47.1	49	24	23	0	0	16	61	1.37	.266
Lewis, Taylor	2-2	2.75	18	0	0	0	3	39.1	38	16	12	4	3	17	38	1.40	.244
Martinez, Carlos	0-0	9.00	1	0	0	0	0	1.0	1	2	1	1	1	0	1	1.00	.200
Matos, Bladimir	3-3	3.90	38	0	0	0	1	60.0	54	33	26	5	5	32	68	1.43	.237
Matthews, Kevin	1-0	0.93	5	0	0	0	0	9.2	9	1	1	0	1	5	8	1.45	.265
McCreery, Adam	2-0	2.84	20	0	0	0	2	31.2	26	17	10	0	2	15	47	1.29	.218
Minter, A.J.	0-0	0.00	1	0	0	0	0	1.0	1	0	0	0	0	1	1	1.00	.333
Mooney, Marcus	0-0	18.00	1	0	0	0	0	1.0	4	2	2	1	1	0	2	4.00	.571
Mora, Luis	1-0	3.86	2	0	0	0	0	4.2	6	3	2	0	0	2	0	1.71	.300
Motte, Jason	0-0	0.00	1	0	0	0	0	1.0	0	0	0	0	0	0	1	0.00	.000
Navarro, Raymar	0-0	4.35	6	0	0	0	0	10.1	12	5	5	2	2	3	12	1.45	.286
Rangel, Alan	2-6	4.71	15	13	0	0	0	70.2	82	38	37	5	3	14	48	1.36	.299
Rogers, Joe	2-0	5.17	9	0	0	0	1	15.2	18	10	9	2	0	9	22	1.72	.305
Santiago, Andres	0-0	0.00	2	0	0	0	0	6.1	4	2	0	0	0	1	5	0.79	.167
Schlosser, Ryan	1-7	6.84	14	0	0	0	0	26.1	39	22	20	4	3	8	13	1.78	.361
Walker, Jeremy	7-11	3.97	27	27	2	1	0	138.1	159	76	61	7	8	30	100	1.37	.288
Wentz, Joey	8-3	2.60	26	26	0	0	0	131.2	99	44	38	4	1	46	152	1.10	.209
White, Brandon S.	2-0	1.82	25	0	0	0	10	39.2	36	13	8	1	2	10	37	1.16	.247
Wilson, Bryse	10-7	2.50	26	26	1	1	0	137.0	105	45	38	8	6	37	139	1.04	.211
Winkler, Dan	0-0	9.00	1	0	0	0	0	1.0	2	1	1	0	0	1	0	3.00	.400
Team Total	74-65	3.19	139	139	3	12	31	1258.0	1172	541	446	60	65	400	1254	1.25	.247

\* Total for the team above, not total season in the league



# DANVILLE BRAVES

## Danville Braves

Stadium: Legion Field (2,588)  
 Address: 302 River Park Drive  
 Danville, VA 24540  
 P.O. Box 378 (24543)  
 Phone: 434-797-3792  
 Fax: 434-797-3799  
 Web: [www.dbraves.com](http://www.dbraves.com)  
 E-Mail: [info@dbraves.com](mailto:info@dbraves.com)



## Rookie Affiliate in the Appalachian League

Vice President/GM: David Cross  
 PR Contact: Brandon Bennett  
 PR Phone: 434-797-3792  
 Manager: Barrett Kleinknecht  
 Pitching Coach: Kanekoa Texeira  
 Hitting Coach: Barbaro Garbey  
 Trainer: Drew Garner  
 Last APP Title: 2009  
 Last Division Title: 2009

## 2018 Danville Braves Schedule

### JUNE

19-21 ..... Pulaski  
 22-24 ..... @ Princeton  
 25-26 ..... @ Burlington  
 28-30 ..... Elizabethton

### JULY

1-3 ..... Bristol  
 4-6 ..... @ Greeneville  
 7-9 ..... @ Elizabethton  
 10-13 ..... Burlington  
 14-16 ..... @ Bluefield  
 18-20 ..... Pulaski  
 21-23 ..... Johnson City  
 24-26 ..... @ Kingsport  
 27-29 ..... @ Johnson City  
 31 ..... Princeton

### AUGUST

1-2 ..... Princeton  
 3-5 ..... @ Bluefield  
 6-8 ..... Burlington  
 9-11 ..... Kingsport  
 12-14 ..... @ Pulaski  
 16-18 ..... Greenville  
 19-20 ..... @ Burlington  
 21-23 ..... Bluefield  
 24-26 ..... @ Princeton  
 27-29 ..... @ Bristol

## DANVILLE BRAVES

## Hitting

Player	AVG	G	AB	R	H	2B	3B	HR	RBI	BB	SO	SB	CS	OBP	SLG	OPS	HBP
Baez, Leudys	.340	25	94	14	32	7	2	4	18	11	21	1	2	.415	.585	1.000	1
Benson, Griffin	.234	45	137	18	32	4	0	1	15	17	40	1	0	.325	.285	.610	2
Bush, Austin	.273	18	66	9	18	8	0	3	11	9	23	0	0	.368	.530	.899	1
Comings, Sanders	.154	6	13	5	2	1	0	0	1	1	9	0	0	.267	.231	.497	1
Contreras, William	.290	45	169	29	49	10	1	4	25	24	30	1	0	.379	.432	.811	2
Crowley, Alan	.211	13	38	7	8	3	0	2	5	3	10	1	0	.286	.447	.733	1
Cruz, Derian	.235	50	213	32	50	9	1	2	22	14	61	11	5	.281	.315	.596	1
Delgado, Riley	.232	22	69	5	16	1	0	0	6	7	9	0	0	.299	.246	.545	0
Encarnacion, Jean Carlos	.290	23	93	14	27	3	0	1	6	3	21	3	5	.316	.355	.671	1
Fernandez, Jeremy	.174	13	46	5	8	1	0	0	1	4	10	1	0	.240	.196	.436	0
Keller, Bradley	.306	33	124	24	38	14	2	6	22	10	38	2	1	.360	.597	.957	1
Lugbauer, Drew	.243	29	103	23	25	4	0	10	27	19	30	0	0	.366	.573	.939	1
Maitan, Kevin	.220	33	127	10	28	5	1	2	15	9	39	1	0	.273	.323	.596	1
Mejia, Luis	.297	30	91	14	27	3	0	0	5	8	13	5	0	.354	.330	.683	0
Michel, Raysheandall	.326	35	132	23	43	9	2	0	11	11	30	7	4	.378	.424	.802	0
Owenby, Hagen	.237	39	139	11	33	5	1	3	22	11	32	0	1	.310	.353	.663	5
Ramos, Jeffrey	.278	20	72	7	20	6	0	1	8	3	15	0	0	.308	.403	.710	1
Schwartz, Garrison	.281	31	96	24	27	9	0	5	15	19	24	1	2	.398	.531	.930	1
Shumpert, Nicholas	.216	43	134	14	29	4	2	0	14	6	52	5	2	.259	.276	.535	2
Smith, Justin	.250	33	112	9	28	5	0	3	11	11	47	5	2	.320	.375	.695	1
Waters, Drew	.255	36	149	20	38	11	1	2	14	16	59	4	2	.331	.383	.714	1
Wilson, Israel	.250	17	68	11	17	2	3	4	12	9	18	2	0	.338	.544	.882	0
Team Total	.260	68	2285	328	595	124	16	53	286	225	631	51	26	.330	.398	.729	24

## Pitching

Player	W-L	ERA	G	GS	CG	SHO	SV	IP	H	R	ER	HR	HB	BB	SO	WHIP	AVG
Belinda, Jacob	6-0	3.64	12	1	0	0	0	29.2	24	12	12	2	1	14	22	1.28	.224
Borkovich, Walter	2-1	3.00	8	0	0	0	2	12.0	12	6	4	2	0	1	13	1.08	.261
Curtis, John	0-1	2.13	15	0	0	0	1	25.1	18	7	6	1	0	9	27	1.07	.202
De La Cruz, Jasseel	0-2	5.32	7	6	0	0	0	23.2	25	20	14	1	2	11	19	1.52	.260
Dyals, Cutter	2-4	2.05	17	0	0	0	0	22.0	17	9	5	0	3	9	21	1.18	.202
Hellinger, Jaret	4-2	3.64	13	7	0	0	1	54.1	44	23	22	4	6	20	41	1.18	.223
Heredia, Jesus	1-3	5.91	15	0	0	0	1	21.1	26	20	14	2	2	15	26	1.92	.286
Hughes, Landon	1-1	1.69	15	0	0	0	5	21.1	16	4	4	0	0	5	27	0.98	.203
Hyssong, Taylor	1-1	2.77	15	0	0	0	1	26.0	21	14	8	0	3	11	23	1.23	.219
Javier, Odalvi	4-2	3.14	13	13	0	0	0	63.0	61	22	22	3	11	22	50	1.32	.253
Johnstone, Connor	1-1	5.40	3	3	0	0	0	10.0	10	6	6	2	0	1	12	1.10	.250
Mejia, Dilmer	4-3	3.91	13	9	0	0	1	50.2	46	31	22	1	3	10	52	1.11	.232
Muller, Kyle	1-1	4.15	11	11	0	0	0	47.2	43	24	22	5	1	18	49	1.28	.232
Navarro, Raymar	0-1	5.94	8	0	0	0	2	16.2	28	17	11	2	0	6	11	2.04	.364
Rice, Zach	0-1	2.97	16	0	0	0	0	30.1	27	15	10	1	2	12	38	1.29	.229
Rodriguez, Kelvin	4-1	2.28	19	0	0	0	1	27.2	28	11	7	1	1	12	30	1.45	.255
Schlusser, Ryan	1-1	3.12	6	0	0	0	1	8.2	7	3	3	0	1	1	7	0.92	.219
Simmons, Connor	1-0	2.95	13	0	0	0	1	18.1	14	7	6	0	2	6	18	1.09	.206
Suarez, Gilbert	0-0	12.60	6	0	0	0	0	10.0	23	21	14	4	2	6	9	2.90	.426
Weisenberg, Keith	3-2	3.24	15	0	0	0	1	25.0	22	12	9	0	2	9	20	1.24	.234
Ynoa, Huascar	0-3	5.26	7	7	0	0	0	25.2	24	17	15	1	3	15	27	1.52	.238
Ynoa, Huascar	0-4	5.26	13	13	0	0	0	51.1	52	33	30	2	4	29	50	1.58	.257
Zimmermann, Bruce	0-1	3.09	11	11	0	0	0	23.1	21	8	8	0	0	9	28	1.29	.244
Team Total	36-32	3.71	68	68	0	5	18	592.2	557	309	244	32	45	222	570	1.31	.243

\* Total for the team above, not total season in the league

# 2017 AWARDS AND ACCOLADES

## 2017 End of Year Award Winners

	<b>Gwinnett (AAA)</b>	<b>Mississippi (AA)</b>	<b>Florida (A+)</b>	<b>Rome (A)</b>	<b>Danville (R)</b>
<b>Players</b>	Ozzie Albies	Ronald Acuña	Alex Jackson	Cristian Pache	William Contreras
<b>Pitchers</b>	Lucas Sims	Mike Soroka	Touki Toussaint	Bryste Wilson	Odalvi Javier

## 2017 Organizational Winners

<b>Player</b>	Ronald Acuña
<b>Pitcher</b>	Mike Soroka

## Minor League Players of the Month

<b>Month</b>	<b>Gwinnett (AAA)</b>	<b>Mississippi (AA)</b>	<b>Carolina (A)</b>	<b>Rome (A)</b>	<b>Danville (R)</b>
<b>April</b>	Mel Rojas, Jr.	Carlos Franco	Alex Jackson	Juan Yépez	
<b>May</b>	Johan Camargo	Ronald Acuña Jr.	Austin Riley	Brett Cumberland	
<b>June</b>	Ozzie Albies	Jared James	Alay Lago	Lucas Herbert	Nick Shumpert
<b>July</b>	Dustin Peterson	Dylan Moore	Brett Cumberland	Jordan Rodgers	Leudys Baez
<b>August</b>	Ronald Acuña Jr.	Austin Riley	Ray-Patrick Didder	Kurt Hoekstra	Garrison Schwartz

## Minor League Pitchers of the Month

<b>Month</b>	<b>Gwinnett (AAA)</b>	<b>Mississippi (AA)</b>	<b>Carolina (A)</b>	<b>Rome (A)</b>	<b>Danville (R)</b>
<b>April</b>	Aaron Blair	Chris Ellis	Max Povse	Mike Soroka	-
<b>May</b>	John Gant	Stephen Janas	Evan Phillips	Matt Custred	-
<b>June</b>	Rob Wooten	Rob Whalen	Matt Withrow	Patrick Weigel	-
<b>July</b>	Bradley Roney	Jason Hursh	Taylor Lewis	Austin Riley	Jhon Martinez
<b>August</b>	Bradley Roney	Max Povse	Matt Withrow	Kolby Allard	Jeremy Walker

## Baseball America Top 10 Braves Prospects for 2018

1. Ronald Acuña Jr., OF
2. Luiz Gohara, LHP
3. Mike Soroka, RHP
4. Kyle Wright, RHP
5. Ian Anderson, RHP
6. Austin Riley, INF
7. Kolby Allard, LHP
8. Max Fried, LHP
9. Cristian Pache, OF
10. Alex Jackson, C

## MLB.Com's Top 10 Braves Prospects for 2018

1. Ronald Acuña Jr., OF
2. Kyle Wright, RHP
3. Mike Soroka, RHP
4. Luiz Gohara, LHP
5. Ian Anderson, RHP
6. Kolby Allard, LHP
7. Max Fried, LHP
8. Austin Riley, INF
9. Cristian Pache, OF
10. Joey Wentz, LHP

## 2017 BATTING LEADERS

**Batting Average**

Ronald Acuña Jr.....	.325
Jefrey Ramos .....	.307
Alay Lago .....	.303
Leudys Baez.....	.300
Joey Meneses.....	.292
Ozzie Albies .....	.285
Sean Kazmar.....	.284
Carlos Castro .....	.283
Anfernee Seymour .....	.282
Cristian Pache.....	.281

**Doubles**

Ronald Acuña Jr.....	31
Brett Cumberland .....	27
Rio Ruiz.....	25
Ozzie Albies .....	21
Xavier Avery .....	21
Travis Demeritte.....	21
Lucas Herbert.....	21
Alex Jackson .....	21
Bradley Keller .....	21
Tyler Neslony.....	21

**Triples**

Ronald Acuña Jr.....	8
Ozzie Albies .....	8
Cristian Pache.....	8
Kurt Hoekstra .....	7
Leudys Baez.....	7
Keith Curcio.....	6
Travis Demeritte.....	6
Justin Ellison.....	6
Jared James.....	6
Kevin Joséphina.....	6
Israel Wilson.....	6

**On-Base + Slugging (OPS)**

Ronald Acuña Jr.....	.896
Drew Lugbauer.....	.865
Brett Cumberland .....	.855
Leudys Baez.....	.851
Xavier Avery .....	.816
Alex Jackson .....	.808
Bradley Keller .....	.801
Austin Riley .....	.786
Ozzie Albies .....	.771
Rio Ruiz.....	.768

**Home Runs**

Ronald Acuña Jr.....	21
Carlos Franco.....	21
Austin Riley .....	20
Alex Jackson .....	19
Rio Ruiz.....	16
Travis Demeritte.....	15
Xavier Avery .....	14
Drew Lugbauer.....	13
Brett Cumberland .....	11
Sean Kazmar.....	11

**RBI**

Ronald Acuña Jr.....	82
Carlos Franco.....	77
Austin Riley .....	74
Brett Cumberland .....	69
Alex Jackson .....	65
Carlos Castro .....	58
Rio Ruiz.....	56
Xavier Avery .....	52
Lucas Herbert.....	50
Alay Lago/Drew Lugbauer.....	46

**Stolen Bases**

Ronald Acuña Jr.....	44
Cristian Pache.....	32
Ray-Patrick Didder.....	25
Anfernee Seymour .....	25
Juan Carlos Negret .....	23
Ozzie Albies .....	21
Xavier Avery .....	21
Kevin Joséphina.....	21
Connor Lien.....	17
Lane Adams.....	15

**Runs**

Ronald Acuña Jr.....	88
Austin Riley .....	71
Ozzie Albies .....	67
Xavier Avery .....	65
Travis Demeritte.....	62
Anfernee Seymour .....	62
Cristian Pache.....	60
Alex Jackson .....	56
Carlos Franco.....	53
Marcus Mooney.....	53

Qualification: 200 AB

# 2017 PITCHING LEADERS

## Wins

Mike Soroka .....	11
Bryse Wilson .....	10
Kolby Allard .....	8
Joey Wentz .....	8
Aaron Blair .....	7
Oriel Caicedo .....	7
Luiz Gohara .....	7
Lucas Sims .....	7
Jeremy Walker .....	7
Matt Wisler .....	7

## Innings Pitched

Mike Soroka .....	153.2
Kolby Allard .....	150.0
Touki Toussaint .....	145.0
Tyler Pike .....	144.1
Jeremy Walker .....	138.1
Bryse Wilson .....	137.0
Joey Wentz .....	131.1
Aaron Blair .....	127.1
Luiz Gohara .....	123.2
Enderson Franco .....	121.1

## Strikeouts

Touki Toussaint .....	167
Tyler Pike .....	154
Joey Wentz .....	152
Luiz Gohara .....	147
Bryse Wilson .....	139
Lucas Sims .....	132
Kolby Allard .....	129
Mike Soroka .....	125
Wes Parsons .....	108
Aaron Blair .....	104

## Games

David Peterson .....	50
Corbin Clouse .....	41
Josh Graham .....	41
Phil Pfeifer .....	41
Danny Reynolds .....	41
Mauricio Cabrera .....	40
Rhiner Cruz .....	40
Evan Phillips .....	40
Jon Kennedy .....	39
Devan Watts .....	39

## ERA (Starters)

Bryse Wilson .....	2.50
Tucker Davidson .....	2.60
Joey Wentz .....	2.60
Luiz Gohara .....	2.62
Mike Soroka .....	2.75
Ian Anderson .....	3.14
Wes Parsons .....	3.15
Kolby Allard .....	3.18
Oriel Caicedo .....	3.42
Tyler Pike .....	3.43

## ERA (Relievers)

Matt Custred .....	1.16
Miguel Jerez .....	1.31
Gabriel Noguera .....	1.58
Troy Conyers .....	1.91
Jacob Webb .....	2.07
Devan Watts .....	2.15
Thomas Burrows .....	2.16
Corbin Clouse .....	2.53
Brandon White .....	2.56
Akeel Morris .....	2.65

## Saves

Brandon White .....	10
Adam McCreery .....	7
David Peterson .....	7
Rhiner Cruz .....	5
Jason Hursh .....	5
Jon Kennedy .....	5
Akeel Morris .....	5
Devan Watts .....	5
Four tied .....	4

## WHIP

Bryse Wilson .....	1.04
Mike Soroka .....	1.09
Joey Wentz .....	1.10
Lucas Sims .....	1.14
Matt Withrow .....	1.16
Oriel Caicedo .....	1.18
Luiz Gohara .....	1.21
Tucker Davidson .....	1.22
Wes Parsons .....	1.26
Kolby Allard .....	1.27

Qualifications:

Starter - 75 IP

Reliever - 30 IP



# MINOR LEAGUE STANDINGS

## International League

### North Division

Team	W-L	Pct.	GB
Scranton/WB	86-55	.610	-
Lehigh Valley	80-62	.563	6.5
Rochester	80-62	.563	6.5
Pawtucket	67-75	.472	19.5
Buffalo	65-76	.461	21
Syracuse	54-87	.383	32

### South Division

Team	W-L	Pct.	GB
Durham	86-56	.606	-
<b>Gwinnett</b>	<b>71-71</b>	<b>.500</b>	<b>15</b>
Norfolk	66-76	.465	20
Charlotte	61-81	.430	25

### West Division

Team	W-L	Pct.	GB
Indianapolis	79-63	.556	-
Columbus	71-71	.500	8
Toledo	70-71	.496	8.5
Louisville	56-86	.394	23

## Southern League

### North Division

Team	W-L	Pct.	GB
Chattanooga	91-49	.650	-
Montgomery	76-64	.543	15
Jackson	71-69	.507	20
Tennessee	68-70	.493	22
Birmingham	53-85	.384	37

### South Division

Team	W-L	Pct.	GB
Pensacola	74-66	.529	-
Biloxi	71-66	.518	1.5
Jacksonville	69-71	.493	5.0
Mobile	64-75	.460	9.5
<b>Mississippi</b>	<b>58-80</b>	<b>.420</b>	<b>15.0</b>

## Florida State League

### Northern Division

Team	W-L	Pct.	GB
Tampa	85-60	.630	-
Dunedin	72-66	.522	14.5
Clearwater	67-71	.486	19.5
Lakeland	62-66	.484	19.5
Daytona	53-80	.398	31
<b>Florida</b>	<b>48-81</b>	<b>.372</b>	<b>34</b>

### Southern Division

Team	W-L	Pct.	GB
Fort Myers	75-60	.556	-
Palm Beach	74-60	.552	0.5
Bradenton	70-62	.530	3.5
Charlotte	69-66	.511	6
Jupiter	67-68	.496	8
St. Lucie	63-75	.457	13.5

## South Atlantic League

### Northern Division

Team	W-L	Pct.	GB
Greensboro	75-61	.551	-
Hagerstown	73-63	.537	2
Lakewood	73-66	.525	3.5
West Virginia	69-67	.507	6
Kannapolis	68-69	.496	7.5
Hickory	64-76	.457	13
Delmarva	59-78	.431	16.5

### Southern Division

Team	W-L	Pct.	GB
Greenville	79-60	.568	-
Charleston	76-63	.547	3
<b>Rome</b>	<b>74-65</b>	<b>.532</b>	<b>5</b>
Asheville	68-70	.493	10.5
Columbia	68-70	.493	10.5
Lexington	62-75	.453	16
Augusta	55-80	.407	22

## Appalachian League

### East Division

Team	W-L	Pct.	GB
Bluefield	46-22	.676	-
Pulaski	41-26	.612	4.5
<b>Danville</b>	<b>36-32</b>	<b>.529</b>	<b>10</b>
Princeton	31-36	.463	14.5
Burlington	29-39	.426	17

### West Division

Team	W-L	Pct.	GB
Elizabethton	41-27	.603	-
Greenville	33-34	.493	7.5
Johnson City	33-34	.493	7.5
Kingsport	29-37	.439	11
Bristol	17-49	.258	23

## Gulf Coast League

### East Division

Team	W-L	Pct.	GB
GCL Nationals	34-22	.607	-
GCL Marlins	32-23	.582	1.5
GCL Astros	27-27	.500	6
GCL Cardinals	26-29	.473	7.5
GCL Mets	19-37	.339	15

### Northeast Division

Team	W-L	Pct.	GB
GCL Yankees East	33-27	.550	-
GCL Braves	31-28	.525	1.5
GCL Pirates	26-34	.433	7
GCL Tigers East	14-45	.237	18.5

### Northwest Division

Team	W-L	Pct.	GB
GCL Phillies	36-22	.621	-
GCL Blue Jays	35-25	.583	2
GCL Yankees West	32-27	.542	4.5
GCL Tigers West	29-28	.509	6.5


### South Division

Team	W-L	Pct.	GB
GCL Twins	35-23	.603	-
GCL Orioles	28-32	.467	8
GCL Rays	28-32	.467	8
GCL Red Sox	27-31	.466	8



**MINOR LEAGUE  
BASEBALL**

# 2017 YEAR IN REVIEW



# 2017 SOUTHERN LEAGUE STANDINGS

## Overall

<i><b>NORTH</b></i>	<b>TEAM</b>	<b>W</b>	<b>L</b>	<b>PCT</b>	<b>GB</b>	<b>HOME</b>	<b>AWAY</b>	<b>DIV</b>
	Chattanooga Lookouts	91	49	.650	-	47-23	44-26	54-31
	Montgomery Biscuits	76	64	.543	15	40-31	36-33	47-42
	Jackson Generals	71	69	.507	20	32-37	39-32	38-48
	Tennessee Smokies	68	70	.493	22	36-34	32-36	41-47
	Birmingham Barons	53	85	.384	37	32-36	21-49	33-45
<i><b>SOUTH</b></i>	<b>TEAM</b>	<b>W</b>	<b>L</b>	<b>PCT</b>	<b>GB</b>	<b>HOME</b>	<b>AWAY</b>	<b>DIV</b>
	Pensacola Blue Wahoos	74	66	.529	-	42-28	32-38	50-35
	Biloxi Shuckers	71	66	.518	1.5	35-35	36-31	45-41
	Jacksonville Jumbo Shrimp	69	71	.493	5	43-27	26-44	42-43
	Mobile BayBears	64	75	.460	9.5	34-35	30-40	39-41
	Mississippi Braves	58	80	.420	15	29-39	29-41	36-52

## First Half

<i><b>NORTH</b></i>	<b>TEAM</b>	<b>W</b>	<b>L</b>	<b>PCT</b>	<b>GB</b>	<b>HOME</b>	<b>AWAY</b>	<b>DIV</b>
	Chattanooga Lookouts	42	28	.600	-	23-12	19-16	28-17
	Jackson Generals	37	33	.529	5	15-19	22-14	19-21
	Montgomery Biscuits	37	33	.529	5	17-19	20-14	23-22
	Tennessee Smokies	36	33	.522	5.5	18-17	18-16	22-22
	Birmingham Barons	26	43	.377	15.5	16-18	10-25	17-27
<i><b>SOUTH</b></i>	<b>TEAM</b>	<b>W</b>	<b>L</b>	<b>PCT</b>	<b>GB</b>	<b>HOME</b>	<b>AWAY</b>	<b>DIV</b>
	Pensacola Blue Wahoos	40	30	.571	-	23-12	17-18	30-20
	Biloxi Shuckers	36	33	.522	3.5	18-17	18-16	22-17
	Mississippi Braves	34	36	.486	6	17-18	17-18	18-22
	Mobile BayBears	30	39	.435	9.5	16-18	14-21	20-24
	Jacksonville Jumbo Shrimp	30	40	.429	10	18-17	12-23	19-26

## Second Half

<i><b>NORTH</b></i>	<b>TEAM</b>	<b>W</b>	<b>L</b>	<b>PCT</b>	<b>GB</b>	<b>HOME</b>	<b>AWAY</b>	<b>DIV</b>
	Chattanooga Lookouts	49	21	.700	-	24-11	25-10	26-14
	Montgomery Biscuits	39	31	.557	10	23-12	16-19	24-20
	Jackson Generals	34	36	.486	15	17-18	17-18	19-27
	Tennessee Smokies	32	37	.464	16.5	18-17	14-20	19-25
	Birmingham Barons	27	42	.391	21.5	16-18	11-24	16-18
<i><b>SOUTH</b></i>	<b>TEAM</b>	<b>W</b>	<b>L</b>	<b>PCT</b>	<b>GB</b>	<b>HOME</b>	<b>AWAY</b>	<b>DIV</b>
	Jacksonville Jumbo Shrimp	39	31	.557	-	25-10	14-21	23-17
	Biloxi Shuckers	35	33	.515	3	17-18	18-15	23-24
	Mobile BayBears	34	36	.486	5	18-17	16-19	19-17
	Pensacola Blue Wahoos	34	36	.486	5	19-16	15-20	20-15
	Mississippi Braves	24	44	.353	14	12-21	12-23	18-30

# 2017 DAY BY DAY

## April

DATE	OPP.	RESULT	WINNER-LOSER-SAVE	ATT.	Record	POS.	+/-
4/6	JAX	L, 7-2	Peters-Fried	4,009	0-1	5th	-1.0
4/7	JAX	W, 2-0	Weigel-Tomshaw-Morris	3,042	1-1	T-2nd	-1.0
4/8	JAX	L, 6-1	Bencomo-Allard	3,003	1-2	T-4th	-2.0
4/9	JAX	W, 4-3 (13)	Phillips-Bremer	2,536	2-2	T-2nd	-1.0
4/10	JAX	W, 7-4	Soroka-Mazza	5,582	3-2	T-1st	----
4/12	TNS	W, 6-2	Mader-Hedges-Morris	5,836	4-2	T-1st	----
4/13	TNS	L, 8-7	McNeil-Reynolds	6,459	4-3	T-2nd	-1.0
4/14	TNS	W, 10-2	Withrow-Clifton-Parsons	5,751	5-3	T-1st	----
4/15	TNS(1)	L, 3-2 (9)	Torrez-Sobotka	-----	5-4	2nd	-0.5
4/15	TNS(2)	W, 3-1	Soroka-Underwood-Morris	5,974	6-4	2nd	-1.0
4/17	MOB	L, 4-1 (10)	Buckel-Reynolds-Paredes	1,532	6-5	2nd	-2.0
4/18	MOB	W, 4-2	Mader-Muck-Morris	1,566	7-5	2nd	-2.0
4/19	MOB	L, 5-1	Diaz-Biddle-Anderson	5,069	7-6	2nd	-3.0
4/20	MOB	L, 12-1	Kipper-Fried	2,880	7-7	2nd	-4.0
4/21	MOB	L, 6-1	Klonowski-Soroka	3,515	7-8	T-2nd	-5.0
4/22	MTG	W, 8-4 (13)	Sobotka-Harrison	6,598	8-8	2nd	-5.0
4/23	MTG	L, 2-1	Gibaut-Parsons-Castillo	2,461	8-9	T-2nd	-5.0
4/24	MTG	L, 3-2 (10)	Schreiber-Mader	1,843	8-10	3rd	-5.0
4/25	MTG	W, 3-2	Fried-Mujica-Biddle	5,806	9-10	3rd	-4.0
4/26	MTG	L, 5-2	Chirinos-Soroka-Castillo	2,680	9-11	3rd	-5.0
4/27	TNS	W, 4-2 (10)	Mader-Berg	2,535	10-11	3rd	-4.0
4/28	TNS	W, 8-7	Allard-Morrison-Phillips	4,362	11-11	T-2nd	-3.0
4/29	TNS	L, 6-3	Publiese-Pfeifer-Perakslis	4,023	11-12	2nd	-3.0

## May

DATE	OPP.	RESULT	WINNER-LOSER-SAVE	ATT.	Record	POS.	+/-
5/1	TNS(1)	L, 6-3	Hedges-Fried-Markey	-----	11-13	2nd	-3.5
5/1	TNS(2)	L, 7-6 (8)	Pugliese-Phillips	2,281	11-14	T-2nd	-4.0
5/3	BIR	W, 10-4	Weigel-Cooper	4,261	12-14	2nd	-3.0
5/4	BIR	W, 3-0	Allard-Kopech-Parsons	7,177	13-14	T-2nd	-2.5
5/5	BIR	W, 4-2	Roney-Brennan	5,578	14-14	2nd	-1.5
5/6	BIR	W, 5-3	Fried-Adams-Mader	7,768	15-14	2nd	-0.5
5/7	BIR	L, 8-3	Lowry-Soroka	5,687	15-15	T-1st	0.0
5/8	MOB	W, 9-4	Weigel-Klonowski	1,517	16-15	T-1st	0.0
5/9	MOB	W, 9-1	Allard-Carpenter	2,027	17-15	1st	+1.0
5/10	MOB	L, 6-5	Long-Withrow	5,456	17-16	T-1st	0.0
5/11	MOB	L, 6-0	De Los Santos-Fried	2,806	17-17	3rd	-1.0
5/12	MOB	W, 6-1	Soroka-Jewell-Hursh	3,382	18-17	3rd	-1.0
5/13	BLX	W, 6-4	Roney-Ventura-Mader	5,227	19-17	T-1st	0.0
5/14	BLX	W, 6-5	Allard-Lopez-Roney	2,274	20-17	T-1st	0.0
5/15	BLX	W, 10-4	Sobotka-Guerra-Mader	2,207	21-17	1st	+1.0
5/16	BLX	L, 6-3	Ortiz-Withrow	3,880	21-18	T-1st	0.0
5/17	BLX	L, 4-1	Wilkerson-Fried-Ramsey	2,023	21-19	T-2nd	-1.0
5/18	JAX	W, 6-4	Soroka-Buckelew-Roney	6,071	22-19	T-2nd	-1.0
5/19	JAX	L, 5-4	De La Rosa-Mader	7,437	22-20	3rd	-2.0
5/20	JAX	L, 4-3	Beltre-Biddle	7,494	22-21	3rd	-2.0
5/21	JAX	L, 10-3	Kickham-Withrow	4,814	22-22	3rd	-3.0
5/22	JAX	L, 5-2	Mazza-Fried-Adkins	4,770	22-23	3rd	-3.0
5/24	PNS	W, 2-1	Soroka-Mahle-Hursh	2,148	23-23	3rd	-2.0
5/25	PNS	L, 2-0	Ross-Allard-Herget	3,076	23-24	3rd	-3.0
5/26	PNS	L, 6-5	Stock-Rogers-Herget	3,266	23-25	3rd	-4.0
5/27	PNS	L, 4-2	McGuire-Fried-Broussard	3,626	23-26	3rd	-5.0
5/28	PNS	W, 3-2	Biddle-Stock-Hursh	1,862	24-26	3rd	-4.0
5/30	JXN	W, 6-4	Reynolds-Keller-Brothers	920	25-26	3rd	-4.0
5/31	JXN	W, 9-3	Soroka-Young	947	26-26	3rd	-3.0

## 2017 DAY BY DAY

## June

DATE	OPP.	RESULT	WINNER-LOSER-SAVE	ATT.	Record	POS.	+/-
6/1	JXN	L, 7-6	Moya-Mader	1,908	26-27	3rd	-4.0
6/2	JXN	L, 2-1	Clarke-Fried-Moya	1,423	26-28	3rd	-4.0
6/3	JXN	W, 4-3	Biddle-Taylor-Hursh	6,224	27-28	3rd	-4.0
6/4	BLX	W, 6-1	Medlen-Lopez	1,847	28-28	3rd	-4.0
6/5	BLX	W, 4-2	Soroka-Derby-Hursh	1,326	29-28	3rd	-4.0
6/6	BLX	L, 7-1	Ventura-Allard	2,052	29-29	3rd	-4.5
6/7	BLX	W, 5-4 (12)	Mader-Uhen	2,069	30-29	3rd	-3.0
6/8	BLX	W, 1-0	Sobotka-Salas-Reynolds	3,023	31-29	T-2nd	-3.0
6/9	PNS	L, 6-2	Bailey-Santiago-Mella	5,038	31-30	3rd	-4.0
6/10	PNS	W, 4-2	Roney-Herget-Mader	5,038	32-30	T-2nd	-3.0
6/11	PNS	L, 3-1	Lopez-Allard-Gonzalez	4,343	32-31	T-2nd	-4.0
6/12	PNS	L, 8-1	McGuire-Fried	4,678	32-32	3rd	-5.0
6/13	PNS	L, 5-0	Castillo-Gohara	3,898	32-33	3rd	-6.0
6/14	MTG	L, 11-1	Moss-Pike	2,043	32-34	3rd	-6.5
6/15	MTG	W, 4-1	Soroka-Harris-Biddle	2,509	33-34	3rd	-6.5
6/16	MTG	L, 1-0	Baez-Allard	3,592	33-35	3rd	-7.0
6/17	MTG	L, 11-0	Mujica-Fried	3,324	33-36	3rd	-7.5
6/18	MTG	W, 6-3	Gohara-Espinal-Pfeifer	2,406	34-36	3rd	-6.0
1st HALF	Home: 17-18		Road: 17-18	Home Att: 99,292	34-36	3rd	-6.0

6/23	BLX(1)	L, 2-0	Burnes-Pike		0-1	T-4th	-1.5
6/23	BLX(2)	L, 11-9 (8)	Scott-Biddle	2,917	0-2	5th	-2.0
6/24	BLX	W, 2-1	Soroka-Uhen-Pfeifer	2,847	1-2	4th	-2.0
6/25	BLX	W, 7-3 (10)	Pfeifer-Ramsey	2,047	2-2	T-2nd	-1.0
6/26	BLX	W, 4-3 (11)	Roney-Ramirez	2,210	3-2	T-1st	-----
6/28	CHA	L, 5-1	Gonsalves-Pike	1,869	3-3	T-1st	-----
6/29	CHA	L, 4-1	Stewart-Fried-Bard	2,595	3-4	T-3rd	-0.5
6/30	CHA	L, 5-3	Rodriguez-Soroka-Clemens	3,671	3-5	T-4th	-2.0

## July

DATE	OPP.	RESULT	WINNER-LOSER-SAVE	ATT.	Record	POS.	+/-
7/1	CHA	L, 5-4	Bard-Biddle	3,002	3-6	4th	-3.5
7/2	CHA	L, 4-0	Muren-Allard	2,384	3-7	T-4th	-4.0
7/3	CHA	L, 4-2	Gonsalves-Pfeifer-Anderson	6,532	3-8	5th	-4.0
7/4	MOB	L, 6-4	Hofacket-Roney	5,924	3-9	5th	-5.0
7/5	MOB	L, 6-3	Morales-Soroka-Dimock	852	3-10	5th	-5.0
7/6	MOB	L, 4-2	Mahle-Watts	787	3-11	5th	-5.0
7/7	MOB	W, 11-3	Allard-Klonowski	2,410	4-11	5th	-4.5
7/9	JXN	L, 5-0	Keller-Pike	2,896	4-12	5th	-4.5
7/10	JXN	L, 1-0	Young-Parsons-Nakaushio	1,775	4-13	5th	-4.5
7/11	JXN	L, 8-7	Muren-Pfeifer-Moya	2,067	4-14	5th	-5.5
7/12	JXN	L, 4-2	Pineyro-Allard-Moya	1,988	4-15	5th	-6.5
7/13	PNS	W, 2-0	Soroka-Mella-Watts	4,497	5-15	5th	-5.5
7/14	PNS	L, 2-1	Bernardino-Mader	4,221	5-16	5th	-5.5
7/15	PNS	W, 2-0	Parsons-McGuire-Pfeifer	5,038	6-16	5th	-5.0
7/16	PNS	L, 4-3	Weiss-Webb	4,123	6-17	5th	-6.0
7/17	PNS	L, 5-2	Lopez-Allard-Weiss	4,363	6-18	5th	-6.5
7/19	BLX	W, 3-2	Clouse-Torres-Costa	2,150	7-18	5th	-6.5
7/20	BLX	W, 5-4 (12)	Mader-Lopez	2,581	8-18	5th	-5.5
7/21	BLX	W, 6-4	Parsons-Burnes-Reynolds	2,919	9-18	5th	-4.5
7/22	BLX	W, 8-0	Gohara-Peralta	3,067	10-18	5th	-4.5
7/23	BLX	L, 7-0	Wilkerson-Allard	3,373	10-19	5th	-4.5
7/25	JAX	W, 3-2	Webb-Gonzalez	2,043	11-19	5th	-3.5
7/26	JAX	L, 3-0	Richards-Pike-Kinley, T.	1,937	11-20	5th	-4.5
7/27	JAX	L, 2-1	Higgins-Parsons-Kinley, T.	2,612	11-21	5th	-5.5



# 2017 DAY BY DAY

7/28	JAX	L, 4-3	Gonzalez-Clouse-Kinley, J.	3,532	11-22	5th	-6.5
7/29	JAX	W, 4-0	Allard-Mazza-Reynolds	3,278	12-22	5th	-5.5
7/30	MOB	L, 12-5	Lillis-White-Soroka	912	12-23	5th	-5.5
7/31	MOB(1)	L, 2-0	Jewell-Toussaint	-----	12-24	5th	-6.0
7/31	MOB(2)	L, 4-3 (10)	Medina-Clouse	621	12-25	5th	-7.0

## August

DATE	OPP.	RESULT	WINNER-LOSER-SAVE	ATT.	Record	POS.	+/-
8/1	MOB	L, 3-2 (13)	Mahle-Reynolds	649	12-26	5th	-7.0
8/2	MOB	L, 6-2	Mathews-Santiago	653	12-27	5th	-8.0
8/3	MOB	L, 6-4	Kelly-Allard-Lillis-White	758	12-28	5th	-9.0
8/4	BLX	L, 7-6	Lopez-Rincon-Ramsey	2,860	12-29	5th	-9.5
8/5	BLX	L, 3-2	Ramirez-Watts-Ramsey	3,586	12-30	5th	-10.5
8/6	BLX	L, 6-4	Burgos-Toussaint-Lopez	1,803	12-31	5th	-11.0
8/10	JAX	W, 8-3	Cabrera-Kinley, T.-Parsons	5,007	13-31	5th	-10.0
8/11	JAX	L, 2-0	Tomshaw-Soroka-Mortensen	6,485	13-32	5th	-11.0
8/12	JAX	L, 5-2	Richards-Pike-Kinley, T.	6,360	13-33	5th	-12.0
8/13	JAX	L, 9-3	Peters-Toussaint	2,833	13-34	5th	-12.0
8/14	JAX	W, 8-2	Parsons-Gunkel	2,207	14-34	5th	-11.0
8/16	PNS	L, 5-4 (10)	Broussard-Clouse-Weiss	1,232	14-35	5th	-11.5
8/17	PNS	L, 11-5	Mella-Soroka	2,054	14-36	5th	-12.5
8/18	PNS	L, 8-3	Tapia-Pike-Gonzalez	2,712	14-37	5th	-12.5
8/19	PNS	W, 4-0	Toussaint-Reyes	3,812	15-37	5th	-12.5
8/20	PNS	W, 3-2	Webb-Weiss	1,641	16-37	5th	-11.5
8/21	CHA	L, 3-2	Eades-Allard-Anderson	1,573	16-38	5th	-12.5
8/22	CHA	W, 6-5	Soroka-Rodriguez-Graham	1,575	17-38	5th	-13.0
8/23	CHA	L, 7-2	McIver-Pike	1,415	17-39	5th	-14.0
8/24	CHA	W, 6-2	Toussaint-Romero	2,111	18-39	5th	-13.5
8/25	CHA	L, 3-1	Muren-Mader-Moya	4,912	18-40	5th	-15.0
8/26	PNS	W, 5-0	Allard-McGuire	5,038	19-40	5th	-15.0
8/27	PNS	W, 5-2	Clouse-Gonzalez-Graham	4,669	20-40	5th	-14.0
8/28	PNS	L, 3-2	Ross-Pike-Rainey	4,001	20-41	5th	-14.0
8/30	PNS(1)	L, 4-3	Stock-Toussaint-Rainey	-----	20-42	5th	
8/30	PNS(2)	L, 6-5 (10)	Gonzalez-Clouse	4,789	20-43	5th	-16.0

## September

DATE	OPP.	RESULT	WINNER-LOSER-SAVE	ATT.	Record	POS.	+/-
9/1	BIR(1)	W, 3-0	Allard-Gonzalez	-----	21-43	5th	-16.5
9/1	BIR(2)	W, 4-3 (13)	Clouse-Lowry	2,368	22-43	5th	-16.0
9/2	BIR	L, 3-2	Fry-Graham-Kubat	4,093	22-44	5th	-16.0
9/3	BIR	W, 7-2	Webb-Stephens	5,869	23-44	5th	-15.0
9/4	BIR	W, 8-3	Toussaint-Banks-Clouse	3,052	24-44	5th	-14.0
2nd HALF	Home: 12-21	Road: 12-23		Home Att: 91,353	24-44	5th	-14.0
OVERALL	Home: 29-39	Road: 29-41		Home Att: 190,645	58-80	5th	-15.0



## 2017 TRANSACTIONS

## Opening Day Roster

<b>Pitchers:</b>	(13) Kolby Allard, Jesse Biddle, Max Fried, Michael Mader, Akeel Morris, Wes Parsons, Philip Pfeifer, Evan Phillips, Danny Reynolds, Chad Sobotka, Mike Soroka, Patrick Weigel, Matt Withrow
<b>Catchers:</b>	(2) Armando Araiza, Kade Scivicque
<b>Infielders:</b>	(6) Travis Demeritte, Carlos Franco, Reed Harper, Joey Meneses, Dylan Moore, Luis Valenzuela
<b>Outfielders:</b>	(4) Keith Curcio, Stephen Gaylor, Jared James, Connor Lien
<b>DL:</b>	(5) Kyle Kinman, Joe Rogers, Sal Giardina, Joseph Odom, Levi Hyam

## April

- 22 OF Stephen Gaylor placed on the Disabled List  
OF Adam Walker transferred to AA Mississippi from AAA Gwinnett
- 23 RHP Chad Sobotka has been transferred to R Danville  
LHP Joe Rogers activated off the Disabled List
- 24 RHP Chad Sobotka transferred to AA Mississippi from R-Danville  
RHP Akeel Morris promoted to AAA Gwinnett from AA Mississippi
- 27 RHP Wes Parsons transferred to AAA Gwinnett from AA Mississippi  
RHP Bradley Roney transferred to AA Mississippi from A+ Florida

## May

- 3 RHP Wes Parsons transferred to AA Mississippi from R-Danville.  
LHP Joe Rogers placed on the Disabled List in Mississippi.
- 4 C Armando Araiza traded to Baltimore for cash considerations  
C Sal Giardina activated off the Disabled List
- 8 Infielder Reed Harper place on Disabled List  
Infielder Levi Hyams activated off the Disabled List
- 9 RHP Patrick Weigel promoted to AAA Gwinnett  
OF Ronald Acuna promoted to AA Mississippi from A+ Florida  
OF Adam Brett Walker released from Braves organization
- 10 LHP Luiz Gohara promoted to AA Mississippi from A+ Florida
- 12 RHP Jason Hursh transferred to AA Mississippi from AAA Gwinnett  
RHP Evan Phillips place on Disabled List  
Catcher Carlos Martinez transferred to AA Mississippi from R-Danville  
Catcher Kade Scivicque transferred to R-Danville from AA Mississippi  
Catcher Kade Scivicque transferred back to AA Mississippi from R-Danville  
Catcher Carlos Martinez transferred to R-Danville from AA Mississippi
- 17 LHP Luiz Gohara placed on the Disabled List  
RHP Evan Phillips activated from the Disabled List
- 19 INF Carlos Franco promoted to AAA Gwinnett from AA Mississippi  
INF Reed Harper activated from the Disabled List  
RHP Danny Reynolds placed on the Disabled List
- 20 LHP Rex Brothers completed his rehab assignment and been transferred to AA Mississippi from AAA Gwinnett  
LHP Joe Rogers activated from the Disabled List and transferred to A- Rome from AA Mississippi
- 23 RHP Wes Parsons promoted to AAA Gwinnett from AA Mississippi  
LHP Joe Rogers transferred to AA Mississippi from R-Danville  
RHP Bradley Roney placed on Disabled List
- 25 OF Stephen Gaylor activated from the Disabled List  
OF Connor Lien transferred to R-Danville from AA Mississippi  
RHP Danny Reynolds activated from the Disabled List
- 28 RHP Kris Medlen transferred to AA Mississippi from A+ Florida  
LHP Joe Rogers transferred to A- Rome from AA Mississippi
- 30 RHP Evan Phillips promoted to AAA Gwinnett from AA Mississippi  
LHP Luiz Gohara activated off the Disabled List
- 31 OF Stephen Gaylor placed on the Disabled List  
OF Connor Lien transferred back to AA Mississippi from R-Danville

## June

- 6 Mississippi Braves RHP Jason Hursh recalled by the Atlanta Braves
- 7 Mississippi Braves RHP Matt Withrow placed on Disabled List  
RHP Bradley Roney was activated off Disabled List
- 8 RHP Andrea Santiago transferred to AA Mississippi from A+ Florida
- 9 RHP Kris Medlen transferred to AAA Gwinnett from AA Mississippi
- 10 OF Stephen Gaylor activated off the Disabled List in AA Mississippi and transferred to AAA Gwinnett
- 11 LHP Tyler Pike promoted to AA Mississippi from A+ Florida.  
RHP Andres Santiago transferred back to A+ Florida from AA Mississippi
- 12 RHP Wes Parsons transferred to AA-Mississippi from AAA Gwinnett

# 2017 TRANSACTIONS

- 18 LHP Rex Brothers transferred to AAA Gwinnett from AA Mississippi
- 19 IF's Levi Hyams and Reed Harper released from the Braves organization
- C Jonathan Morales and IF Omar Obregon transferred to AA Mississippi from A+ Florida
- 23 RHP Chad Sobotka transferred to A+ Florida from AA Mississippi.
- RHP Devan Watts has been transferred to AA Mississippi from A+ Florida
- 26 First Baseman Joey Meneses placed on the Disabled List
- Catcher Joe Odom has been activated off the Disabled List
- 27 IF Luis Valenzuela was placed on the Disabled List
- LHP A.J. Minter was transferred to AA Mississippi from A+ Florida
- 28 IF Andrew Daniel signed by the Atlanta Braves and assigned to AA Mississippi

## July

- 4 LHP A.J. Minter transferred to AAA Gwinnett
- RHP Guillermo Zunigo sent to AA Mississippi from GCL Braves
- IF Joey Meneses activated off the Disabled List
- IF Emerson Landoni transferred to AA Mississippi from AAA Gwinnett
- IF Omar Obregon placed on Disabled List
- C Joe Odom placed on Disabled List
- 6 RHP Guillermo Zunigo placed on Disabled List
- 10 OF Stephen Gaylor was transferred to AA Mississippi from AAA Gwinnett
- IF Sean Rodriguez has joined AA Mississippi to continue ML Rehab assignment
- 11 RHP Bradley Roney placed on Disabled List
- RHP Junior Rincon transferred to AA Mississippi from A+ Florida
- 12 LHP Jesse Biddle placed on Disabled List
- RHP Jacob Webb transferred from A+ Florida to AA Mississippi
- 13 OF Ronald Acuna promoted to AAA Gwinnett from AA Mississippi
- IF Austin Riley promoted to AA Mississippi from A+ Florida
- OF Tyler Neslony transferred to AA Mississippi from A+ Florida
- IF Andrew Daniel transferred to A+ Florida from AA Mississippi
- 17 RHP Junior Rincon transferred to A+ Florida from AA Mississippi
- RHP Enrique Burgos transferred to AA Mississippi from AAA Gwinnett
- 19 RHP Enrique Burgos transferred to AAA Gwinnett from AA Mississippi
- LHP Corbin Clouse promoted to AA Mississippi from A+ Florida
- 20 C Joe Odom activated from Disabled List and transferred to AAA Gwinnett
- 26 C Kade Scivicque promoted to AAA Gwinnett from AA Mississippi
- C Joe Odom transferred to AA Mississippi from AAA Gwinnett
- 28 LHP Luiz Gohara promoted to AAA Gwinnett from AA Mississippi
- RHP Andres Santiago transferred to AA Mississippi from A+ Florida
- RHP Matt Withrow transferred to GCL Braves to begin MiLB rehab assignment
- 29 RHP Guillermo Zuniga activated off the Disabled List and transferred to GCL Braves
- 30 OF Stephen Gaylor transferred to A+ Florida
- C Alex Jackson transferred to AA Mississippi from A+ Florida
- 31 RHP Touki Toussaint promoted to AA Mississippi from A+ Florida
- LHP Phil Pfeifer promoted to AAA Gwinnett from AA Mississippi
- RHP Junior Rincon transferred to AA Mississippi from AAA Gwinnett
- C Sal Giardina transferred to A+ Florida

## August

- 1 INF Luis Valenzuela transferred to GCL Braves to begin rehab assignment
- 2 RHP Mauricio Cabrera activated off rehab stint with GCL Braves and transferred to AA Mississippi
- LHP Michael Mader placed on Disabled List
- 5 LHP Max Fried promoted to MLB Atlanta
- RHP Josh Graham promoted to AA Mississippi from A+ Florida
- RHP Junior Rincon transferred to A+ Florida from AA Mississippi
- IF Luis Valenzuela completed rehab, sent to AA Mississippi
- 8 Braves acquired 1B/OF Connor Joe via trade from Pittsburgh and assigned him to AA Mississippi
- INF Travis Demeritte placed on Disabled List
- 9 INF Emerson Landoni has been transferred to AAA Gwinnett from AA Mississippi
- 15 INF Luis Valenzuela promoted to AAA Gwinnett from AA Mississippi
- RHP Andres Santiago transferred to A+ Florida from AA Mississippi
- 16 INF Travis Demeritte activated off the Disabled List
- LHP Michael Mader activated off the Disabled List
- 28 C Sal Giardina transferred from AAA Gwinnett to AA Mississippi
- 30 C Sal Giardina transferred from AA Mississippi to AAA Gwinnett

## September

- 2 RHP Danny Reynolds transferred to AAA Gwinnett from AA Mississippi
- RHP Raymar Navarro transferred to AA Mississippi from A+ Florida

## 2017 RESULTS

## One-Run Games

Date	Opponent	Result	Record	W-L-S
4/9	vs JAX	W, 4-3 (13)	1-0	Phillips-Bremer
4/13	at TNS	L, 8-7	1-1	McNeil-Reynolds
4/15 (1)	at TNS	L, 3-2 (9)	1-2	Torrez-Sobotka
4/23	atMTG	L, 2-1	1-3	Gibaut-Parsons-Castillo
4/24	at MTG	L, 3-2 (10)	1-4	Schreiber-Mader
4/25	at MTG	W, 3-2	2-4	Fried-Mujica-Biddle
4/28	vs TNS	W, 8-7	3-4	Allard-Morrison-Phillips
5/1 (2)	vs TNS	L, 7-6 (8)	3-5	Pugliese-Phillips
5/10	vs MOB	L, 6-5	3-6	Long-Withrow
5/14	at BLX	W, 6-5	4-6	Allard-Lopez-Roney
5/19	at JAX	L, 5-4	4-7	De La Rosa-Mader
5/20	at JAX	L, 4-3	4-8	Beltre-Biddle
5/24	vs PNS	W, 2-1	5-8	Soroka-Mahle-Hursh
5/26	vs PNS	L, 6-5	5-9	Stock-Rogers-Herget
5/28	vs PNS	W, 3-2	6-9	Biddle-Stock-Hursh
6/1	at JXN	L, 7-6	6-10	Moya-Mader
6/2	at JXN	L, 2-1	6-11	Clarke-Fried-Moya
6/3	at JXN	W, 4-3	7-11	Biddle-Taylor-Hursh
6/7	vs BLX	W, 5-4	8-11	Mader-Uhen
6/8	vs BLX	W, 1-0	9-11	Sobotka-Salas-Reynolds
6/16	vs MTG	L, 1-0	9-12	Baez-Allard
6/24	at BLX	W, 2-1	10-12	Soroka-Uhen-Pfeifer
6/26	at BLX	W, 4-3 (11)	11-12	Roney-Ramirez
7/1	vs CHA	L, 5-4	11-13	Bard-Biddle
7/10	vs JXN	L, 1-0	11-14	Young-Parsons-Nakaushiro
7/11	vs JXN	L, 8-7	11-15	Muren-Pfeifer-Moya
7/14	at PNS	L, 2-1	11-16	Bernardino-Mader
7/16	at PNS	L, 4-3	11-17	Weiss-Webb
7/19	BLX	W, 3-2	12-17	Clouse-Torres-Costa
7/20	BLX	W, 5-4 (12)	13-17	Mader-Lopez
7/25	JAX	W, 3-2	14-17	Webb-Gonzalez
7/27	JAX	L, 2-1	14-18	Higgins-Parsons-Kinley, T.
7/28	JAX	L, 4-3	14-19	Gonzalez-Clouse-Kinley, J.
7/31	at MOB	L, 4-3 (10)	14-20	Medina-Clouse
8/1	at MOB	L, 3-2 (13)	14-21	Mahle-Reynolds
8/4	BLX	L, 7-6	14-22	Lopez-Rincon-Ramsey
8/5	BLX	L, 3-2	14-23	Ramirez-Watts-Ramsey
8/16	PNS	L, 5-4 (10)	14-24	Broussard-Clouse-Weiss
8/20	PNS	W, 3-2	15-24	Webb-Weiss
8/21	at CHA	L, 3-2	15-25	Eades-Allard-Anderson
8/22	at CHA	W, 6-5	16-25	Soroka-Rodriguez-Graham
8/28	at PNS	L, 3-2	16-26	Ross-Pike-Rainey
8/30	at PNS	L, 4-3	16-27	Stock-Toussaint-Rainey
8/30	at PNS	L, 6-5 (10)	16-28	Gonzalez-Clouse
9/1	BIR	W, 4-3 (13)	17-28	Clouse-Lowry
9/2	BIR	L, 3-2	17-29	Fry-Graham-Kubat

2005: 22-21   2006: 20-26   2007: 22-24   2008: 27-18   2009: 29-29   2010: 20-25   2011: 19-34  
 2012: 21-29   2013: 29-23   2014: 24-16   2015: 29-25   2016: 28-21   2017: 17-29

All-Time Record In One-Run Games: 290-291

# 2017 RESULTS

## In Shutouts

Date	Opponent	Result	Record	W-L-S
4/7	JAX	W, 2-0	1-0	Weigel-Tomshaw-Morris
5/4	BIR	W, 3-0	2-0	Allard-Kopech-Parsons
5/11	MOB	L, 6-0	2-1	De Los Santos-Fried
5/25	PNS	L, 2-0	2-2	Ross-Allard-Herget
6/8	vs BLX	W, 1-0	3-2	Sobotka-Salas-Reynolds
6/13	at PNS	L, 5-0	3-3	Castillo-Gohara
6/16	MTG	L, 1-0	3-4	Baez-Allard
6/17	MTG	L, 11-0	3-5	Mujica-Fried
6/23	at BLX	L, 2-0	3-6	Burnes-Pike
7/2	CHA	L, 4-0	3-7	Muren-Allard
7/9	JXN	L, 5-0	3-8	Keller-Pike
7/10	JXN	L, 1-0	3-9	Young-Parsons-Nakaushiro
7/13	at PNS	W, 2-0	4-9	Soroka-Mella-Watts
7/15	at PNS	W, 2-0	5-9	Parsons-McGuire-Pfeifer
7/22	BLX	W, 8-0	6-9	Gohara-Peralta
7/23	BLX	L, 7-0	6-10	Wilkerson-Allard
7/26	JAX	L, 3-0	6-11	Richards-Pike-Kinley
7/29	JAX	W, 4-0	7-11	Allard-Mazza-Reynolds
7/31	at MOB	L, 2-0	7-12	Jewell-Toussaint
8/11	at JAX	L, 2-0	7-13	Tomshaw-Soroka-Mortensen
8/19	PNS	W, 4-0	8-13	Toussaint-Reyes
8/26	at PNS	W, 5-0	9-13	Allard-McGuire
9/1	BIR	W, 3-0	10-13	Allard-Gonzalez

**2005:** 13-7   **2006:** 10-7   **2007:** 8-8   **2008:** 12-9   **2009:** 8-12   **2010:** 9-10   **2011:** 8-8  
**2012:** 9-11   **2013:** 14-12   **2014:** 16-7   **2015:** 11-12   **2016:** 9-10   **2017:** 10-13

**All-Time Record In Shutouts:** 137-126

## 2017 RESULTS

## In Extra-Inning Games

Date	Opponent	Result	Record	W-L-S
4/9	vs. JAX	W, 4-3 (13)	1-0	Phillips-Bremer
4/15 (1)	@ TNS	L, 3-2 (9)	1-1	Torrez-Sobotka
4/17	vs. MOB	L, 4-1 (10)	1-2	Buckel-Reynolds-Paredes
4/22	@ MTG	W, 8-4 (13)	2-2	Sobotka-Harrison
4/24	@ MTG	L, 3-2 (10)	2-3	Schreiber-Mader
4/27	vs. TNS	W, 4-2 (10)	3-3	Mader-Berg
5/1 (2)	vs. TNS	L, 7-6 (8)	3-4	Pugliese-Phillips
6/7	vs. BLX	W, 5-4 (12)	4-4	Mader-Uhen
6/23(2)	at BLX	L, 11-9 (8)	4-5	Scott-Biddle
6/25	at BLX	W, 7-3 (10)	5-5	Pfeifer-Ramsey
6/26	at BLX	W, 4-3 (11)	6-5	Roney-Ramirez
7/20	BLX	W, 5-4 (12)	7-5	Mader-Lopez
7/31	at MOB	L, 4-3 (10)	7-6	Medina-Clouse
8/1	at MOB	L, 3-2 (13)	7-7	Mahle-Reynolds
8/16	PNS	L, 5-4 (10)	7-8	Broussard-Clouse-Weiss
8/30	at PNS	L, 6-5 (10)	7-9	Gonzalez-Clouse
9/1	BIR	W, 4-3 (13)	8-9	Clouse-Lowry

2005: 5-5   2006: 8-7   2007: 8-6   2008: 6-4   2009: 7-6   2010: 6-7   2011: 3-8  
 2012: 7-9   2013: 10-5   2014: 8-7   2015: 8-6   2016: 9-9   2017: 8-9

All-Time Record In Extra-Inning Games: 92-88

## In Doubleheaders

Date	Opponent	Result	Record	W-L-S
4/15 (1)	at TNS	L, 3-2	0-1	Torrez-Sobotka
4/15 (2)	at TNS	W, 3-1	1-1	Soroka-Underwood-Morris
5/1 (1)	vs. TNS	L, 6-3	1-2	Hedges-Fried-Markey
5/1 (2)	vs. TNS	L, 7-6 (8)	1-3	Pugliese-Phillips
6/23 (1)	at BLX	L, 2-0	1-4	Burnes-Pike
6/23 (2)	at BLX	L, 11-9 (8)	1-5	Scott-Biddle
7/31 (1)	at MOB	L, 2-0	1-6	Jewell-Toussaint
7/31 (2)	at MOB	L, 4-3	1-7	Medina-Clouse
8/30 (1)	at PNS	L, 4-3	1-8	Stock-Toussaint-Rainey
8/30 (2)	at PNS	L, 6-5 (10)	1-9	Gonzalez-Clouse
9/1 (1) BIR		W, 3-0	2-9	Allard-Gonzalez
9/1 (2) BIR		W, 4-3 (13)	3-9	Clouse-Lowry

2005: 5-5   2006: 8-7   2007: 8-6   2008: 6-4   2009: 5-9   2010: 4-4   2011: 5-3  
 2012: 7-7   2013: 4-4   2014: 7-3   2015: 4-2   2016: 1-3   2017: 3-9

All-Time Record In Doubleheaders: 67-67

# 2017 HIGHS AND LOWS

## Club Miscellaneous

Longest Winning Streak .....	4 (Last: 7/19-22)
Longest Losing Streak .....	9 (Last: 7/30-8/6)
Longest Home Winning Streak .....	4 (7/19-22)
Longest Road Winning Streak .....	4 (5/3-6)
Longest Home Losing Streak .....	10 (6/28-7/12)
Longest Road Losing Streak .....	6 (Last: 7/30-8/3 at MOB)
Largest Margin of Victory .....	8 (Last: 7/22 vs BLX)
Largest Margin of Defeat .....	11 (Last: 5/17 vs MTG)
Largest Comeback Win .....	4 (5/18 at JAX)
Largest Lead Lost .....	7 (Leading 7-0 after 8 1/2, L 8-7, 4/13 vs TNS)
Longest Game (Innings) .....	13 (Last: 9/1 W, 4-3 vs BIR)
Longest Game (Time) .....	4:14 (13 Innings, 4/22 at MTG)
Longest Game (Time - 9 Innings) .....	3:40 (7/11 vs JXN)
Shortest Game (Time - 9 Innings) .....	2:11 (:18 Delay) (7/15 at PNS)
Longest Game (Time - 7 Innings) .....	1:44 (6/23 (1) at BLX)
Largest Crowd, Home .....	6,532 (7/3 vs CHA)
Largest Crowd, Road .....	7,768 (5/6 at BIR)

## Club Batting

Most Runs, Game .....	11 (7/7 at MOB)
Most Runs, Game, Both Clubs .....	20 (6/23 at BLX)
Most Runs, Inning .....	7 (5/3 at BIR)
Most Hits, Game .....	17 (7/7 at MOB)
Most Hits, Game, Both Clubs .....	27 (5/31 at JXN)
Most Hits, Inning .....	6 (1st, 5/9 vs MOB)
Fewest Hits, Game .....	2 (Last: 7/23 vs BLX)
Most At-Bats, Game .....	48 (13 Innings) (4/22 at MTG)
Most Doubles, Game .....	6 (8/3 at MOB)
Most Triples, Game .....	2 (James/Curcio, 5/27 vs PNS)
Most Home Runs, Game .....	3 (Last: Riley/Parsons/Odom, 8/30 at PNS)
Most Home Runs, Game, Both Clubs .....	5 (7/4 at MOB)
Most Home Runs, Inning .....	2 (Last: Valenzuela/Jackson, 8/14 at JAX)
Most Extra Base Hits, Game .....	6 (Last: 9/3 vs BIR)
Most Extra Base Hits, Game, Both Clubs .....	11 (5/1 (1) vs TNS)
Most Walks, Game .....	10 (4/14 at TNS)
Most Walks, Game, Both Clubs .....	13 (6/28 vs CHA)
Most Strikeouts, Game .....	16 (Last: 6/13 at PNS)
Most Strikeouts, Game Both Clubs .....	31 (5/30 at JXN)
Most Stolen Bases, Game .....	4 (Valenzuela (2), Curcio, Lien) 4/9 vs JAX
Most Stolen Bases, Opponent .....	5 (4/17 vs MOB)
Most Stolen Bases, Game, Both Clubs .....	5 (4/17 vs MOB)

## Individual Batting

Longest Hitting Streak .....	11 Games (Last: Meneses 5/28-6/18)
Longest On-Base Streak .....	21 Games (Demeritte 8/1-8/30)
Longest RBI Streak .....	6 Games (Franco 4/26-5/1 (2))
Most Runs, Game .....	3 (Last: Lien 7/7 at MOB)
Most Hits, Game .....	5 (Curcio 4/9 vs JAX)
Most Doubles, Game .....	2 (Last: Alex Jackson 8/10 at JAX)
Most Triples, Game .....	1 (Last: James, 8/20 vs PNS)
Most Home Runs, Game .....	2 (Last: Demeritte, 8/2 at MOB)
Most Consecutive Games with a HR .....	3 (Last: Franco, 5/16-18 at BLX/JAX)
Most Extra Base Hits, Game .....	3 (Last: Demeritte, (2 HR- 1 3B, 6/3 at JXN)
Most Runs Batted In, Game .....	5 (Last: Meneses, 5/15 at BLX)
Most Stolen Bases, Game .....	2 (Last: Acuna, 7/3 vs CHA)
Most Walks, Game .....	3 (Last: Alex Jackson, 7/30 at MOB)



## 2017 HIGHS AND LOWS

**Club Pitching**

Most Strikeouts, Game .....	19 (9/1 vs BIR)
Most Walks Allowed, Game.....	12 (6/14 vs MTG)
Most Runs Allowed, Inning.....	8 (9th, 4/13 at TNS)
Most Runs Allowed, Game .....	12 (Last: 7/30 at MOB)
Most Home Runs Allowed, Game.....	3 (7/4 at MOB)
Most Hits Allowed, Game .....	14 (Last: 7/28 vs JAX)
Fewest Hits Allowed, Game.....	2 (Soroka/Clouse - 7/19 vs BLX)
Most Consecutive Scoreless Innings Pitched.....	17.1 (8/19-20 vs PNS)
Most Consecutive Innings w/o an ER .....	22.0 (8/26-28 at PNS)

**Individual Pitching**

Most Innings, Game, Starter .....	8.0 (Soroka, 6/5 vs BLX)
Most Innings, Game, Reliever .....	6.0 (Parsons, 8/1 at MOB)
Most Strikeouts, Game, Starter .....	12 (Soroka 7/19 vs BLX)
Most Strikeouts, Game, Reliever .....	7 (Last: Parsons, 8/1 at MOB)
Most Walks, Game, Starter .....	7 (Pike, 7/14 at PNS)
Most Walks, Game, Reliever .....	4 (Last: Webb, 7/30 at MOB)
Most Home Runs Allowed, Game.....	2 (Last: Parsons, 7/4 at MOB)
Most Complete Games .....	
Most Complete Games (Shortened).....	2 (Kolby Allard, 6/16 vs MTG, 9/1 vs BIR)
Most Shutouts.....	
Low-Hit Complete Game.....	
Low-Hit Complete Game (Shortened) .....	1 Hit (Kolby Allard, 9/1/17 vs BIR)
Longest Winning Streak, Starter .....	5 (Soroka, 5/12-6/5)    Longest Winning Streak,
Reliever .....	2 (Mader, 4/12 & 4/18)
Longest Losing Streak .....	5 (Fried, 5/11, 5/17, 5/22, 5/27, 6/2)
Most Consecutive Scoreless IP, Starter .....	27.1 (Soroka, 6/5 vs BLX - 6/15 vs MTG)
Most Consecutive Scoreless IP, Reliever .....	8.0 (Hursh, 5/24-6/3 vs PNS/JXN)

**Club & Individual Fielding**

Most Errors, Game, Club.....	3 (Last: 7/31 at MOB)
Most Errors, Game, Both Clubs .....	7 (5/3 at BIR)
Most Errors, Game, Individual .....	2 (Last: Riley, 8/25 at CHA)
Most Consecutive Errorless Games, Club.....	7 (6/7 - 6/13)
Most Consecutive Errorless Innings, Club .....	78.0 (6/6 (0 out-1st) - 6/14 (0 out-8th))
Most Double Plays Turned, Game .....	4 (6/24 at BLX)

\* NEW M-BRAVES RECORD

^ TIED M-BRAVES RECORD

# 2017 FINAL STATS

## Hitting

Player	AVG	G	AB	R	H	2B	3B	HR	RBI	BB	SO	SB	CS	OBP	SLG	OPS	HBP
Acuna, Ronald	.326	57	221	29	72	14	1	9	30	18	56	19	11	.374	.520	.895	1
Araiza, Armando	.143	11	35	5	5	2	0	1	2	1	11	0	0	.167	.286	.452	0
Curcio, Keith	.219	120	401	44	88	14	6	4	21	43	67	10	5	.294	.314	.608	1
*Daniel, Andrew	.095	10	21	1	2	0	0	0	2	8	0	0	0	.174	.095	.269	0
Demeritte, Travis	.231	124	458	62	106	21	6	15	45	49	134	5	7	.306	.402	.708	1
Franco, Carlos	.293	41	150	20	44	7	0	11	38	14	45	0	0	.358	.560	.918	1
Gaylor, Stephen	.180	21	50	8	9	1	0	0	2	4	9	1	1	.241	.200	.441	0
Giardina, Sal	.248	38	105	13	26	5	0	1	11	9	29	1	0	.319	.324	.643	3
Harper, Reed	.121	24	58	2	7	1	0	0	2	6	21	0	1	.209	.138	.347	1
Hyams, Levi	.189	32	90	4	17	1	0	0	6	4	22	0	0	.237	.200	.437	2
Jackson, Alex	.255	30	110	12	28	4	0	5	20	10	32	0	0	.317	.427	.744	0
James, Jared	.279	113	340	39	95	19	6	5	34	33	61	1	2	.352	.415	.767	7
Joe, Connor	.135	20	52	2	7	1	0	0	4	6	18	0	1	.233	.154	.387	1
Landoni, Emerson	.173	18	52	6	9	0	0	0	2	4	13	0	0	.246	.173	.419	1
Lien, Connor	.187	119	374	41	70	19	2	10	34	24	160	17	4	.252	.329	.581	9
Meneses, Joey	.292	108	360	44	105	13	0	9	45	38	81	0	0	.360	.403	.763	1
Moore, Dylan	.207	122	421	49	87	15	0	7	42	45	96	10	8	.291	.292	.584	7
Morales, Jonathan	.169	39	130	8	22	4	0	1	12	7	20	0	0	.221	.223	.445	2
Neslony, Tyler	.194	43	144	12	28	4	0	1	14	18	27	0	1	.289	.243	.532	2
Obregon, Omar	.320	8	25	3	8	2	0	0	0	3	8	0	0	.393	.400	.793	0
Odom, Joe	.298	25	57	5	17	3	0	1	8	3	16	0	0	.333	.404	.737	0
Riley, Austin	.315	48	178	28	56	9	1	8	27	20	50	2	0	.389	.511	.900	3
Rodriguez, Sean	.083	3	12	1	1	1	0	0	0	1	6	0	0	.154	.167	.321	0
Scivique, Kade	.269	68	234	19	63	11	1	3	25	16	46	0	1	.319	.363	.682	2
Valenzuela, Luis	.259	62	232	26	60	15	4	2	20	12	40	4	5	.304	.384	.688	4
Walker, Adam Brett	.122	14	49	5	6	1	0	4	12	4	23	0	0	.182	.388	.570	0
Team Total	.233	138	4517	498	1052	191	27	98	462	405	1170	70	47	.301	.352	.653	49

## Pitching

Player	W-L	ERA	G	GS	CG	SHO	SV	IP	H	R	ER	HR	HB	BB	SO	WHIP	AVG
Allard, Kolby	8-11	3.18	27	27	2	1	0	150.0	146	62	53	11	1	45	129	1.27	.258
Biddle, Jesse	2-4	2.90	27	0	0	0	2	49.2	48	22	16	3	1	16	53	1.29	.254
Brothers, Rex	0-0	2.79	10	0	0	0	1	9.2	7	4	3	0	0	5	18	1.24	.194
Cabrera, Mauricio	1-0	5.27	14	0	0	0	0	13.2	8	11	8	0	0	18	15	1.90	.163
Clouse, Corbin	3-4	2.86	16	0	0	0	1	22.0	21	8	7	2	0	13	26	1.55	.256
Fried, Max	2-11	5.92	19	19	0	0	0	86.2	88	61	57	8	7	43	85	1.51	.268
Giardina, Sal	0-0	4.50	2	0	0	0	0	2.0	2	1	1	0	0	1	0	1.50	.333
Gohara, Luiz	2-1	2.60	12	11	0	0	0	52.0	42	17	15	2	3	18	60	1.15	.218
Graham, Josh	0-1	1.38	10	0	0	0	2	13.0	10	2	2	0	0	9	10	1.46	.213
Hursh, Jason	0-0	1.23	10	0	0	0	5	14.2	10	2	2	0	0	5	10	1.02	.208
Mader, Michael	5-5	4.18	35	1	0	0	4	64.2	57	34	30	5	0	41	57	1.52	.235
Medlen, Kris	1-0	1.74	2	2	1	0	0	10.1	10	4	2	0	1	3	8	1.26	.238
Minter, A.J.	0-0	0.00	3	0	0	0	0	3.0	1	0	0	0	0	2	3	1.00	.111
Morris, Akeel	0-0	0.00	6	0	0	0	4	7.2	2	0	0	0	0	2	9	0.52	.080
Parsons, Wes	3-3	2.71	26	10	0	0	3	103.0	83	36	31	5	5	33	98	1.13	.219
Pfeifer, Philip	1-3	3.45	30	0	0	0	3	44.1	37	18	17	2	1	33	68	1.58	.227
Phillips, Evan	1-1	8.14	15	0	0	0	1	21.0	22	19	19	5	1	11	24	1.57	.278
Pike, Tyler	0-9	4.58	15	15	1	0	0	74.2	62	45	38	3	3	63	86	1.67	.228
Reynolds, Danny	1-3	3.26	39	0	0	0	3	58.0	50	25	21	0	6	31	52	1.40	.239
Rincon, Junior	0-1	4.76	3	0	0	0	0	5.2	3	4	3	0	1	5	8	1.41	.150
Rogers, Joe	0-1	11.57	3	0	0	0	0	2.1	4	3	3	0	0	3	1	3.00	.400
Roney, Bradley	4-1	3.75	15	0	0	0	2	24.0	17	12	10	4	0	17	36	1.42	.205
Santiago, Andres	0-2	6.11	5	3	0	0	0	17.2	29	14	12	1	1	10	9	2.21	.372
Sobotka, Chad	3-1	5.52	18	0	0	0	0	31.0	29	19	19	1	2	19	23	1.55	.252
Soroka, Mike	11-8	2.75	26	26	0	0	0	153.2	133	58	47	10	10	34	125	1.09	.233
Toussaint, Touki	3-4	3.18	7	7	1	0	0	39.2	30	19	14	3	2	22	44	1.31	.207
Watts, Devan	0-2	2.25	20	0	0	0	1	32.0	27	12	8	1	3	13	31	1.25	.223
Webb, Jacob	3-1	2.63	16	0	0	0	0	24.0	17	8	7	1	0	14	26	1.29	.202
Weigel, Patrick	3-0	2.89	7	7	0	0	0	37.1	32	13	12	2	2	11	38	1.15	.234
Withrow, Matt	1-3	4.47	10	10	0	0	0	48.1	39	26	24	8	2	22	44	1.26	.220
Team Total	58-80	3.56	138	138	5	10	32	1215.2	1066	559	481	77	52	562	1196	1.34	.237

\* Total for the team above, not total season in the league

## 2017 BRAVES VS RIGHTIES

BATTERS	AVG	AB	R	H	2B	3B	HR	RBI	BB	SO	SB	CS	SLG	OBP
Acuna, Ronald	.337	181	24	61	11	1	9	29	16	46	13	10	.558	.388
Araiza, Armando	.152	33	5	5	2	0	1	2	1	11	0	0	.303	.176
Curcio, Keith	.202	321	37	65	9	4	3	19	38	49	9	5	.283	.286
*Daniel, Andrew	.125	16	1	2	0	0	0	0	1	6	0	0	.125	.176
Demeritte, Travis	.228	373	51	85	18	5	9	32	43	113	5	7	.375	.308
Franco, Carlos	.307	137	18	42	7	0	10	34	12	40	0	0	.577	.367
Gaylor, Stephen	.190	42	6	8	1	0	0	2	2	6	1	1	.214	.227
Giardina, Sal	.226	84	11	19	4	0	1	10	9	24	0	0	.310	.309
Harper, Reed	.125	48	2	6	1	0	0	2	4	19	0	0	.146	.200
Hyams, Levi	.205	83	3	17	1	0	0	6	3	22	0	0	.217	.239
Jackson, Alex	.223	94	9	21	2	0	4	16	7	28	0	0	.372	.277
James, Jared	.285	288	33	82	17	6	5	32	27	52	1	2	.438	.355
Joe, Connor	.154	39	2	6	1	0	0	2	5	13	0	1	.179	.267
Landoni, Emerson	.195	41	5	8	0	0	0	2	3	10	0	0	.195	.267
Lien, Connor	.182	296	36	54	15	1	8	27	21	127	16	4	.321	.255
Meneses, Joey	.297	286	34	85	11	0	6	34	32	69	0	0	.399	.369
Moore, Dylan	.206	339	41	70	12	0	6	39	39	78	7	8	.295	.296
Morales, Jonathan	.192	104	7	20	4	0	1	10	4	15	0	0	.260	.236
Neslony, Tyler	.193	114	10	22	4	0	1	11	17	17	0	1	.254	.304
Obregon, Omar	.286	21	3	6	2	0	0	0	3	6	0	0	.381	.375
Odom, Joe	.275	40	3	11	1	0	0	4	2	13	0	0	.300	.310
Riley, Austin	.315	149	24	47	6	1	7	22	18	45	2	0	.510	.398
Rodriguez, Sean	.125	8	1	1	1	0	0	0	1	4	0	0	.250	.222
Scivicque, Kade	.264	182	16	48	7	0	2	19	13	39	0	0	.335	.320
Valenzuela, Luis	.241	187	19	45	11	3	2	15	9	34	2	5	.364	.280
Walker, Adam Brett	.116	43	4	5	1	0	3	9	3	20	0	0	.349	.167
Team Total	.231	3681	414	851	151	21	79	382	342	968	56	44	.348	.302

PITCHERS	W-L	ERA	IP	H	R	ER	HR	HB	BB	SO	WP	AVG
Allard, Kolby	-	3.47	111.2	104	51	43	8	0	39	96	6	.246
Biddle, Jesse	-	3.05	38.1	26	15	13	3	0	10	41	0	.194
Brothers, Rex	-	2.57	7.0	5	2	2	0	0	5	14	3	.192
Cabrera, Mauricio	-	3.12	8.2	4	5	3	0	0	13	7	4	.133
Clouse, Corbin	-	1.65	16.1	16	4	3	1	0	12	16	1	.258
Fried, Max	-	6.01	67.1	73	49	45	8	2	31	66	4	.285
Gohara, Luiz	-	2.70	40.0	29	14	12	1	2	12	42	3	.199
Graham, Josh	-	1.29	7.0	8	1	1	0	0	7	6	1	.286
Hursh, Jason	-	2.35	7.2	5	2	2	0	0	3	8	2	.185
Mader, Michael	-	4.89	46.0	43	27	25	5	0	33	37	3	.246
Medlen, Kris	-	1.59	5.2	5	1	1	0	1	3	4	0	.227
Minter, A.J.	-	0.00	2.1	0	0	0	0	0	1	2	0	.000
Morris, Akeel	-	0.00	4.2	1	0	0	0	0	1	6	0	.067
Parsons, Wes	-	1.83	64.0	46	15	13	3	4	19	64	6	.198
Pfeifer, Philip	-	3.77	31.0	28	13	13	2	0	25	50	5	.239
Phillips, Evan	-	9.45	13.1	15	14	14	3	1	3	10	1	.294
Pike, Tyler	-	4.35	60.0	52	35	29	3	1	53	68	5	.239
Reynolds, Danny	-	2.21	40.2	31	11	10	0	6	16	30	0	.221
Rincon, Junior	-	6.75	4.0	3	4	3	0	0	4	6	0	.200
Rogers, Joe	-	16.20	1.2	4	3	3	0	0	2	1	0	.500
Roney, Bradley	-	3.38	13.1	8	6	5	2	0	8	21	3	.182
Santiago, Andres	-	9.58	10.1	14	13	11	1	1	5	5	3	.318
Sobotka, Chad	-	5.40	18.1	20	11	11	1	1	12	13	5	.286
Soroka, Mike	-	2.71	89.2	67	32	27	5	5	18	78	4	.209
Toussaint, Touki	-	3.63	22.1	22	13	9	3	1	10	23	3	.256
Watts, Devan	-	2.66	20.1	19	10	6	1	3	7	20	1	.244
Webb, Jacob	-	3.29	13.2	13	6	5	1	0	8	16	0	.255
Weigel, Patrick	-	3.20	19.2	19	8	7	0	1	6	21	0	.253
Withrow, Matt	-	3.52	30.2	23	14	12	4	1	6	26	1	.209
Team Total	-	3.61	817.1	703	380	328	55	30	373	797	64	.233

\* Total for the team above, not total season in the league

# 2017 BRAVES VS LEFTIES

BATTERS	AVG	AB	R	H	2B	3B	HR	RBI	BB	SO	SB	CS	SLG	OBP
Acuna, Ronald	.275	40	5	11	3	0	0	1	2	10	6	1	.350	.310
Araiza, Armando	.000	2	0	0	0	0	0	0	0	0	0	0	.000	.000
Curcio, Keith	.288	80	7	23	5	2	1	2	5	18	1	0	.438	.329
*Daniel, Andrew	.000	5	0	0	0	0	0	0	1	2	0	0	.000	.167
Demeritte, Travis	.247	85	11	21	3	1	6	13	6	21	0	0	.518	.297
Franco, Carlos	.154	13	2	2	0	0	1	4	2	5	0	0	.385	.267
Gaylor, Stephen	.125	8	2	1	0	0	0	0	2	3	0	0	.125	.300
Giardina, Sal	.333	21	2	7	1	0	0	1	0	5	1	0	.381	.364
Harper, Reed	.100	10	0	1	0	0	0	0	2	2	0	1	.100	.250
Hyams, Levi	.000	7	1	0	0	0	0	0	1	0	0	0	.000	.222
Jackson, Alex	.438	16	3	7	2	0	1	4	3	4	0	0	.750	.526
James, Jared	.250	52	6	13	2	0	0	2	6	9	0	0	.288	.339
Joe, Connor	.077	13	0	1	0	0	0	2	1	5	0	0	.077	.133
Landoni, Emerson	.091	11	1	1	0	0	0	0	1	3	0	0	.091	.167
Lien, Connor	.205	78	5	16	4	1	2	7	3	33	1	0	.359	.241
Meneses, Joey	.270	74	10	20	2	0	3	11	6	12	0	0	.419	.325
Moore, Dylan	.207	82	8	17	3	0	1	3	6	18	3	0	.280	.270
Morales, Jonathan	.077	26	1	2	0	0	0	2	3	5	0	0	.077	.167
Neslony, Tyler	.200	30	2	6	0	0	0	3	1	10	0	0	.200	.226
Obregon, Omar	.500	4	0	2	0	0	0	0	0	2	0	0	.500	.500
Odum, Joe	.353	17	2	6	2	0	1	4	1	3	0	0	.647	.389
Riley, Austin	.310	29	4	9	3	0	1	5	2	5	0	0	.517	.344
Rodriguez, Sean	.000	4	0	0	0	0	0	0	0	2	0	0	.000	.000
Scivique, Kade	.288	52	3	15	4	1	1	6	3	7	0	1	.462	.316
Valenzuela, Luis	.333	45	7	15	4	1	0	5	3	6	2	0	.467	.400
Walker, Adam Brett	.167	6	1	1	0	0	1	3	1	3	0	0	.667	.286
Team Total	.240	836	84	201	40	6	19	80	63	202	14	3	.371	.297

PITCHERS	W-L	ERA	IP	H	R	ER	HR	HB	BB	SO	WP	AVG
Allard, Kolby	-	2.35	38.1	42	11	10	3	1	6	33	4	.292
Biddle, Jesse	-	2.38	11.1	22	7	3	0	1	6	12	0	.400
Brothers, Rex	-	3.38	2.2	2	2	1	0	0	0	4	1	.200
Cabrera, Mauricio	-	9.00	5.0	4	6	5	0	0	5	8	2	.211
Clouse, Corbin	-	6.35	5.2	5	4	4	1	0	1	10	0	.250
Fried, Max	-	5.59	19.1	15	12	12	0	5	12	19	2	.208
Gohara, Luiz	-	2.25	12.0	13	3	3	1	1	6	18	1	.277
Graham, Josh	-	1.50	6.0	2	1	1	0	0	2	4	1	.105
Hursh, Jason	-	0.00	7.0	5	0	0	0	0	2	2	0	.238
Mader, Michael	-	2.41	18.2	14	7	5	0	0	8	20	5	.206
Medlen, Kris	-	1.93	4.2	5	3	1	0	0	0	4	0	.250
Minter, A.J.	-	0.00	0.2	1	0	0	0	0	1	1	0	.333
Morris, Akeel	-	0.00	3.0	1	0	0	0	0	1	3	0	.100
Parsons, Wes	-	4.15	39.0	37	21	18	2	1	14	34	3	.252
Pfeifer, Philip	-	2.70	13.1	9	5	4	0	1	8	18	0	.196
Phillips, Evan	-	5.87	7.2	7	5	5	2	0	8	14	0	.250
Pike, Tyler	-	5.52	14.2	10	10	9	0	2	10	18	0	.185
Reynolds, Danny	-	5.71	17.1	19	14	11	0	0	15	22	3	.275
Rincon, Junior	-	0.00	1.2	0	0	0	0	1	1	2	1	.000
Rogers, Joe	-	0.00	0.2	0	0	0	0	0	1	0	0	.000
Roney, Bradley	-	4.22	10.2	9	6	5	2	0	9	15	1	.231
Santiago, Andres	-	1.23	7.1	15	1	1	0	0	5	4	0	.441
Sobotka, Chad	-	5.68	12.2	9	8	8	0	1	7	10	2	.200
Soroka, Mike	-	2.81	64.0	66	26	20	5	5	16	47	3	.264
Toussaint, Touki	-	2.60	17.1	8	6	5	0	1	12	21	0	.136
Watts, Devan	-	1.54	11.2	8	2	2	0	0	6	11	1	.186
Webb, Jacob	-	1.74	10.1	4	2	0	0	0	6	10	1	.121
Weigel, Patrick	-	2.55	17.2	13	5	5	2	1	5	17	0	.210
Withrow, Matt	-	6.11	17.2	16	12	12	4	1	16	18	1	.239
Team Total	-	3.44	398.1	363	179	152	22	22	189	399	32	.243

\* Total for the team above, not total season in the league

## 2017 BRAVES HOME STATS

BATTERS	AVG	G	AB	R	H	2B	3B	HR	RBI	BB	SO	SB	CS	SLG	OBP	E
Acuna, Ronald	.327	28	107	15	35	6	0	5	11	6	27	9	5	.523	.368	1
Araiza, Armando	.217	7	23	5	5	2	0	1	1	1	8	0	0	.435	.250	0
Curcio, Keith	.244	62	205	27	50	10	4	1	13	24	26	6	1	.346	.320	2
*Daniel, Andrew	.059	8	17	0	1	0	0	0	0	2	6	0	0	.059	.158	2
Demeritte, Travis	.258	65	240	35	62	11	4	9	23	20	65	2	4	.450	.318	10
Franco, Carlos	.324	20	71	4	23	4	0	3	18	5	19	0	0	.507	.368	2
Gaylor, Stephen	.152	14	33	4	5	0	0	0	1	2	8	0	1	.152	.200	0
Giardina, Sal	.111	19	45	5	5	0	0	0	6	6	11	0	0	.111	.226	3
Harper, Reed	.100	13	30	1	3	1	0	0	2	4	11	0	0	.133	.194	4
Hyams, Levi	.226	16	53	2	12	0	0	0	3	1	8	0	0	.226	.241	0
Jackson, Alex	.295	11	44	6	13	1	0	3	9	2	12	0	0	.523	.326	1
James, Jared	.275	53	160	15	44	8	4	1	10	15	32	1	1	.394	.345	0
Joe, Connor	.095	9	21	1	2	0	0	0	3	3	8	0	1	.095	.200	0
Landoni, Emerson	.190	9	21	3	4	0	0	0	1	1	5	0	0	.190	.261	0
Lien, Connor	.169	57	183	11	31	7	0	3	11	9	72	10	1	.257	.236	0
Meneses, Joey	.282	54	174	18	49	3	0	4	20	20	43	0	0	.368	.357	3
Moore, Dylan	.215	60	209	21	45	8	0	4	29	23	43	5	4	.311	.294	6
Morales, Jonathan	.133	20	60	4	8	1	0	1	4	4	9	0	0	.200	.212	3
Neslony, Tyler	.203	21	69	4	14	2	0	0	9	9	16	0	0	.232	.300	1
Obregon, Omar	.455	4	11	2	5	1	0	0	0	0	3	0	0	.545	.455	0
Odum, Joe	.444	11	27	4	12	3	0	0	3	1	8	0	0	.556	.464	0
Riley, Austin	.365	23	85	13	31	3	1	4	17	9	22	1	0	.565	.434	4
Rodriguez, Sean	.083	3	12	1	1	1	0	0	0	1	6	0	0	.167	.154	0
Sciviquie, Kade	.273	35	110	9	30	5	1	2	11	8	23	0	0	.391	.331	3
Valenzuela, Luis	.240	28	96	10	23	2	2	0	4	5	13	2	2	.302	.279	3
Walker, Adam Brett	.200	5	15	2	3	1	0	1	4	1	5	0	0	.467	.222	0
Team Total	.237	68	2192	225	519	83	16	42	213	184	549	36	20	.347	.301	51

PITCHERS	W-L	ERA	IP	H	R	ER	HR	HB	BB	SO	WP	AVG
Allard, Kolby	4-7	3.41	71.1	70	31	27	8	0	23	56	5	.258
Biddle, Jesse	1-2	2.66	23.2	22	8	7	0	0	11	18	0	.247
Brothers, Rex	0-0	2.45	3.2	3	2	1	0	0	2	6	2	.200
Cabrera, Mauricio	0-0	3.38	8.0	4	6	3	0	0	7	10	3	.143
Clouse, Corbin	2-2	2.31	11.2	7	3	3	1	0	8	15	1	.184
Fried, Max	0-7	8.05	38.0	52	37	34	5	3	24	36	5	.333
Gohara, Luiz	2-0	1.57	23.0	17	4	4	0	0	7	35	2	.200
Graham, Josh	0-1	3.18	5.2	6	2	2	0	0	4	4	2	.273
Hursh, Jason	0-0	1.35	6.2	4	1	1	0	0	1	6	1	.182
Mader, Michael	4-0	5.91	35.0	34	23	23	4	0	18	26	5	.254
Medlen, Kris	1-0	1.50	6.0	4	1	1	0	1	1	4	0	.182
Minter, A.J.	0-0	0.00	3.0	1	0	0	0	0	2	3	0	.111
Morris, Akeel	0-0	0.00	3.1	1	0	0	0	0	1	3	0	.091
Parsons, Wes	1-2	3.16	42.2	42	17	15	1	2	14	40	8	.255
Pfeifer, Philip	0-3	3.04	26.2	18	10	9	1	1	20	40	4	.191
Phillips, Evan	1-1	8.44	10.2	13	10	10	4	0	7	12	1	.310
Pike, Tyler	0-5	4.30	44.0	35	25	21	2	0	35	60	5	.219
Reynolds, Danny	0-1	2.50	36.0	27	14	10	0	3	15	29	1	.214
Rincon, Junior	0-1	10.12	2.2	2	3	3	0	1	2	4	1	.222
Rogers, Joe	0-1	11.57	2.1	4	3	3	0	0	3	1	0	.400
Roney, Bradley	0-0	3.00	9.0	7	5	3	1	0	6	11	3	.206
Santiago, Andres	0-0	1.50	6.0	6	1	1	1	0	4	2	0	.273
Sobotka, Chad	1-0	5.50	18.0	17	11	11	0	1	11	13	3	.254
Soroka, Mike	5-3	2.12	80.2	57	23	19	3	4	13	80	4	.199
Toussaint, Touki	2-1	2.84	19.0	15	9	6	1	1	4	26	1	.208
Watts, Devan	0-1	3.57	17.2	17	8	7	0	2	8	23	2	.239
Webb, Jacob	3-0	0.00	14.1	7	1	0	0	0	4	18	1	.146
Weigel, Patrick	2-0	2.08	21.2	16	6	5	0	1	6	27	0	.205
Withrow, Matt	0-1	4.81	24.1	21	13	13	4	1	10	22	2	.233
Team Total	29-39	3.54	615.0	529	277	242	36	21	271	630	62	.232

\* Total for the team above, not total season in the league

# 2017 BRAVES ROAD STATS

BATTERS	AVG	G	AB	R	H	2B	3B	HR	RBI	BB	SO	SB	CS	SLG	OBP	E
Acuna, Ronald	.325	29	114	14	37	8	1	4	19	12	29	10	6	.518	.380	1
Araiza, Armando	.000	4	12	0	0	0	0	0	1	0	3	0	0	.000	.000	0
Curcio, Keith	.194	58	196	17	38	4	2	3	8	19	41	4	4	.281	.266	0
*Daniel, Andrew	.250	2	4	1	1	0	0	0	0	0	2	0	0	.250	.250	0
Demeritte, Travis	.202	59	218	27	44	10	2	6	22	29	69	3	3	.349	.293	10
Franco, Carlos	.266	21	79	16	21	3	0	8	20	9	26	0	0	.608	.348	0
Gaylor, Stephen	.235	7	17	4	4	1	0	0	1	2	1	1	0	.294	.316	0
Giardina, Sal	.350	19	60	8	21	5	0	1	5	3	18	1	0	.483	.394	1
Harper, Reed	.143	11	28	1	4	0	0	0	0	2	10	0	1	.143	.226	3
Hyams, Levi	.135	16	37	2	5	1	0	0	3	3	14	0	0	.162	.233	0
Jackson, Alex	.227	19	66	6	15	3	0	2	11	8	20	0	0	.364	.311	1
James, Jared	.283	60	180	24	51	11	2	4	24	18	29	0	1	.433	.359	1
Joe, Connor	.161	11	31	1	5	1	0	0	1	3	10	0	0	.194	.257	1
Landoni, Emerson	.161	9	31	3	5	0	0	0	1	3	8	0	0	.161	.235	1
Lien, Connor	.204	62	191	30	39	12	2	7	23	15	88	7	3	.398	.268	1
Meneses, Joey	.301	54	186	26	56	10	0	5	25	18	38	0	0	.435	.363	4
Moore, Dylan	.198	62	212	28	42	7	0	3	13	22	53	5	4	.274	.289	8
Morales, Jonathan	.200	19	70	4	14	3	0	0	8	3	11	0	0	.243	.230	0
Neslony, Tyler	.187	22	75	8	14	2	0	1	5	9	11	0	1	.253	.279	0
Obregon, Omar	.214	4	14	1	3	1	0	0	0	3	5	0	0	.286	.353	2
Odom, Joe	.167	14	30	1	5	0	0	1	5	2	8	0	0	.267	.219	0
Riley, Austin	.269	25	93	15	25	6	0	4	10	11	28	1	0	.462	.346	9
Scivique, Kade	.266	33	124	10	33	6	0	1	14	8	23	0	1	.339	.308	1
Valenzuela, Luis	.272	34	136	16	37	13	2	2	16	7	27	2	3	.441	.322	5
Walker, Adam Brett	.088	9	34	3	3	0	0	3	8	3	18	0	0	.353	.162	0
Team Total	.229	70	2325	273	533	108	11	56	249	221	621	34	27	.357	.301	60

PITCHERS	W-L	ERA	IP	H	R	ER	HR	HB	BB	SO	WP	AVG
Allard, Kolby	4-4	2.97	78.2	76	31	26	3	1	22	73	5	.258
Biddle, Jesse	1-2	3.12	26.0	26	14	9	3	1	5	35	0	.260
Brothers, Rex	0-0	3.00	6.0	4	2	2	0	0	3	12	2	.190
Cabrera, Mauricio	1-0	7.94	5.2	4	5	5	0	0	11	5	3	.190
Clouse, Corbin	1-2	3.48	10.1	14	5	4	1	0	5	11	0	.318
Fried, Max	2-4	4.25	48.2	36	24	23	3	4	19	49	1	.209
Gohara, Luiz	0-1	3.41	29.0	25	13	11	2	3	11	25	2	.231
Graham, Josh	0-0	0.00	7.1	4	0	0	0	0	5	6	0	.160
Hursh, Jason	0-0	1.13	8.0	6	1	1	0	0	4	4	1	.231
Mader, Michael	1-5	2.12	29.2	23	11	7	1	0	23	31	3	.211
Medlen, Kris	0-0	2.08	4.1	6	3	1	0	0	2	4	0	.300
Morris, Akeel	0-0	0.00	4.1	1	0	0	0	0	1	6	0	.071
Parsons, Wes	2-1	2.39	60.1	41	19	16	4	3	19	58	1	.192
Pfeifer, Philip	1-0	4.08	17.2	19	8	8	1	0	13	28	1	.275
Phillips, Evan	0-0	7.84	10.1	9	9	9	1	1	4	12	0	.243
Pike, Tyler	0-4	4.99	30.2	27	20	17	1	3	28	26	0	.241
Reynolds, Danny	1-2	4.50	22.0	23	11	11	0	3	16	23	2	.277
Rincon, Junior	0-0	0.00	3.0	1	1	0	0	0	3	4	0	.091
Roney, Bradley	4-1	4.20	15.0	10	7	7	3	0	11	25	1	.204
Santiago, Andres	0-2	8.49	11.2	23	13	11	0	1	6	7	3	.411
Sobotka, Chad	2-1	5.54	13.0	12	8	8	1	1	8	10	4	.250
Soroka, Mike	6-5	3.45	73.0	76	35	28	7	6	21	45	3	.267
Toussaint, Touki	1-3	3.48	20.2	15	10	8	2	1	18	18	2	.205
Watts, Devan	0-1	0.63	14.1	10	4	1	1	1	5	8	0	.200
Webb, Jacob	0-1	6.52	9.2	10	7	7	1	0	10	8	0	.278
Weigel, Patrick	1-0	4.02	15.2	16	7	7	2	1	5	11	0	.271
Withrow, Matt	1-2	4.13	24.0	18	13	11	4	1	12	22	0	.207
Team Total	29-41	3.58	600.2	537	282	239	41	31	291	566	34	.241

\* Total for the team above, not total season in the league



## 2017 SITUATIONAL STATS

BATTERS	Leadoff				Runners on Base				Bases Loaded				Scoring Pos				Scoring Pos/2 Outs			
	AVG	AB	HR	BB	AVG	AB	HR	RBI	AVG	AB	HR	RBI	AVG	AB	HR	RBI	AVG	AB	HR	RBI
Acuna, Ronald	.257	35	1	3	.333	84	4	25	.500	2	0	5	.267	45	1	18	.269	26	0	8
Araiza, Armando	.286	7	1	0	.000	11	0	1		0	0	0	.000	9	0	1	.000	4	0	0
Curcio, Keith	.246	126	1	11	.185	130	1	18	.143	7	0	4	.171	70	1	18	.194	36	0	7
*Daniel, Andrew	.200	5	0	0	.125	8	0	0	.000	1	0	0	.143	7	0	0	.000	5	0	0
Demeritte, Travis	.243	103	4	12	.250	192	4	34	.000	5	0	2	.238	101	2	28	.310	42	2	15
Franco, Carlos	.119	42	2	2	.364	66	7	34	.500	6	1	8	.425	40	5	30	.389	18	2	13
Gaylor, Stephen	.308	13	0	1	.095	21	0	2	.000	1	0	0	.083	12	0	1	.000	5	0	0
Giardina, Sal	.222	27	0	0	.214	42	0	10	.200	5	0	5	.148	27	0	8	.182	11	0	2
Harper, Reed	.188	16	0	0	.000	19	0	2	.000	1	0	2	.000	11	0	2	.000	8	0	0
Hyams, Levi	.105	19	0	1	.293	41	0	6	.250	4	0	4	.200	20	0	6	.333	9	0	3
Jackson, Alex	.150	20	1	5	.250	64	2	17	.333	3	0	2	.279	43	1	15	.200	15	0	3
James, Jared	.287	108	1	9	.297	118	3	32	.333	6	0	4	.333	66	2	28	.378	45	2	20
Joe, Connor	.182	11	0	1	.069	29	0	4	1.000	1	0	3	.111	18	0	4	.000	10	0	1
Landoni, Emerson	.167	12	0	1	.261	23	0	2	.000	3	0	0	.091	11	0	2	.000	2	0	0
Lien, Connor	.205	83	2	7	.186	161	3	27	.231	13	0	6	.160	106	2	23	.132	53	0	10
Meneses, Joey	.186	86	1	11	.308	169	4	40	.231	13	0	5	.313	99	4	38	.271	48	1	16
Moore, Dylan	.191	110	2	15	.253	150	3	38	.429	7	0	10	.260	73	2	33	.186	43	0	14
Morales, Jonathan	.188	32	1	2	.180	61	0	11	.167	6	0	3	.206	34	0	11	.308	13	0	5
Neslony, Tyler	.171	35	0	6	.238	63	0	13	.500	2	0	4	.300	40	0	13	.211	19	0	5
Obregon, Omar	.250	8	0	1	.375	8	0	0		0	0	0	.250	4	0	0		0	0	0
Odum, Joe	.182	11	0	1	.308	26	0	7	1.000	1	0	2	.313	16	0	7	.286	7	0	2
Riley, Austin	.357	28	1	6	.318	88	2	21	.250	4	0	1	.277	47	2	19	.188	16	0	3
Rodriguez, Sean	.000	3	0	0	.000	1	0	0						0	0	0		0	0	0
Scivique, Kade	.145	55	1	3	.315	92	0	22	.625	8	0	9	.300	50	0	20	.258	31	0	9
Valenzuela, Luis	.243	70	1	3	.325	83	1	19	.000	3	0	2	.333	42	0	13	.346	26	0	9
Walker, Adam Brett	.000	6	0	1	.208	24	3	11		0	0	1	.231	13	2	9	.143	7	0	1
Team Total	.212	1108	20	107	.250	1821	37	401	.274	106	1	84	.243	1035	24	351	.233	516	7	150

PITCHERS	vs Leadoff					Runners on Base					Bases Loaded					Scoring Pos					Scoring Pos/2 Outs				
	AVG	H	HR	BB	SO	AVG	H	HR	BB	SO	AVG	H	HR	BB	SO	AVG	H	HR	BB	SO	AVG	H	HR	BB	SO
Allard, Kolby	.275	39	1	11	35	.234	55	5	23	49	.250	2	1	0	1	.240	31	3	17	31	.307	23	3	11	15
Biddle, Jesse	.318	14	1	3	13	.245	23	1	7	25	.200	1	0	2	2	.200	10	0	7	17	.240	6	0	2	8
Brothers, Rex	.333	3	0	1	3	.143	3	0	1	10						.222	2	0	0	6	.200	1	0	0	3
Cabrera, Mauricio	.200	2	0	4	2	.167	5	0	8	9		0	0	0	0	.167	3	0	5	6	.000	0	0	2	4
Clouse, Corbin	.250	5	1	2	7	.220	9	1	6	13	.500	2	0	0	2	.120	3	0	6	11	.154	2	0	3	7
Fried, Max	.220	18	2	6	20	.338	46	6	19	36	.500	4	0	1	2	.345	30	4	15	24	.400	18	2	9	11
Gohara, Luiz	.204	10	0	5	17	.218	17	0	7	20	.333	1	0	0	1	.257	9	0	5	6	.200	3	0	4	2
Graham, Josh	.167	2	0	0	3	.211	4	0	7	3	.000	0	0	2	0	.083	1	0	5	3	.000	0	0	2	1
Hursh, Jason	.385	5	0	0	3	.048	1	0	4	5		0	0	0	0	.000	0	0	3	5	.000	0	0	3	2
Mader, Michael	.313	20	3	5	12	.208	22	2	20	31	.000	0	0	3	6	.210	13	1	16	23	.174	4	0	8	8
Medlen, Kris	.222	2	0	1	1	.238	5	0	1	5	.000	0	0	0	1	.300	3	0	0	3	.333	2	0	0	2
Minter, A.J.	.000	0	0	0	1	.000	0	0	1	1						.000	0	0	0	1	.000	0	0	0	1
Morris, Akeel	.286	2	0	0	2	.000	0	0	1	3						.000	0	0	1	3	.000	0	0	1	1
Parsons, Wes	.185	17	1	7	31	.247	40	2	14	35	.200	1	0	1	1	.225	20	1	12	21	.302	13	1	8	9
Pfeifer, Philip	.237	9	0	4	13	.247	20	2	17	32	.000	0	0	2	3	.220	11	2	13	21	.192	5	1	8	11
Phillips, Evan	.389	7	1	1	7	.359	14	4	5	10	.500	2	1	0	0	.440	11	4	4	5	.500	6	3	0	2
Pike, Tyler	.194	12	1	18	14	.264	38	2	27	47	.235	4	0	2	5	.253	21	1	19	29	.275	11	0	5	12
Reynolds, Danny	.191	9	0	5	11	.311	32	0	19	21	.417	5	0	2	0	.278	22	0	15	20	.326	15	0	10	9
Rincon, Junior	.200	1	0	1	4	.222	2	0	3	2	.000	0	0	0	1	.000	0	0	3	1	.000	0	0	1	0
Rogers, Joe	.500	1	0	1	0	.375	3	0	1	1		0	0	0	0	.333	1	0	0	0	1.000	1	0	0	0
Roney, Bradley	.200	4	0	3	6	.222	8	2	7	13	.333	1	0	0	1	.333	6	2	6	7	.286	2	0	3	3
Santiago, Andres	.556	10	0	0	3	.271	13	0	9	6	.400	2	0	0	0	.214	6	0	8	5	.200	2	0	1	1
Sobotka, Chad	.455	10	0	7	3	.235	16	0	10	13	.000	0	0	0	0	.255	13	0	5	9	.190	4	0	1	4
Soroka, Mike	.207	30	3	11	34	.269	60	3	10	38	.600	3	0	0	0	.221	25	1	6	19	.148	8	0	4	12
Toussaint, Touki	.182	6	1	6	11	.273	18	1	10	16	.400	2	0	0	1	.282	11	0	7	12	.400	8	0	5	4
Watts, Devan	.143	4	0	3	9	.291	16	1	6	14	.250	3	0	0	6	.314	11	1	4	9	.235	4	1	1	3
Webb, Jacob	.050	1	0	1	7	.184	7	0	9	11	.286	2	0	4	2	.208	5	0	7	7	.000	0	0	5	4
Weigel, Patrick	.257	9	1	3	11	.197	12	0	3	18	.000	0	0	0	0	.214	6	0	2	9	.200	3	0	2	5
Withrow, Matt	.213	10	2	3	9	.232	13	1	12	17	.750	3	0	0	1	.242	8	1	8	11	.350	7	1	7	7
Team Total	.240	263	18	112	292	.250	503	33	268	504	.279	38	2	19	36	.243	283	21	200	324	.256	148	12	106	151

# 2017 BRAVES IN APRIL

BATTERS	AVG	G	AB	R	H	2B	3B	HR	RBI	BB	SO	SB	CS	OBP	SLG	OPS	HBP
Araiza, Armando	.097	10	31	3	3	1	0	1	2	1	11	0	0	.125	.226	.351	0
Curcio, Keith	.238	22	80	11	19	3	1	0	2	9	11	3	2	.315	.300	.615	0
Demeritte, Travis	.244	21	78	14	19	8	0	1	10	10	17	2	2	.330	.385	.714	0
Franco, Carlos	.272	23	81	7	22	5	0	4	18	7	27	0	0	.337	.481	.819	1
Gaylor, Stephen	.120	10	25	3	3	0	0	0	0	2	3	1	0	.185	.120	.305	0
Harper, Reed	.167	10	24	1	4	1	0	0	1	2	9	0	0	.222	.208	.431	0
James, Jared	.235	20	68	5	16	3	1	2	8	4	13	0	1	.293	.397	.690	2
Lien, Connor	.195	22	82	10	16	2	1	4	10	4	33	5	0	.258	.390	.649	3
Meneses, Joey	.302	20	63	7	19	2	0	2	7	4	13	0	0	.338	.429	.767	0
Moore, Dylan	.152	19	66	5	10	3	0	1	7	8	16	0	0	.263	.242	.506	2
Scivique, Kade	.314	14	51	4	16	2	0	1	4	5	8	0	0	.368	.412	.780	0
Valenzuela, Luis	.282	18	71	8	20	5	2	0	2	2	11	3	2	.320	.408	.728	2
<u>Walker, Adam Brett</u>	<u>.138</u>	<u>8</u>	<u>29</u>	<u>3</u>	<u>4</u>	<u>0</u>	<u>0</u>	<u>3</u>	<u>8</u>	<u>2</u>	<u>11</u>	<u>0</u>	<u>0</u>	<u>.182</u>	<u>.448</u>	<u>.630</u>	<u>0</u>
Team Total	.227	23	772	83	175	36	5	19	79	63	191	14	7	.291	.360	.652	10

PITCHERS	W-L	ERA	G	GS	CG	SHO	SV	IP	H	R	ER	HR	HB	BB	SO	WHIP	AVG
Allard, Kolby	1-1	1.67	5	5	0	0	0	27.0	22	7	5	3	0	7	17	1.07	.224
Biddle, Jesse	0-1	3.18	7	0	0	0	1	11.1	10	5	4	0	1	7	11	1.50	.227
Fried, Max	1-2	4.58	4	4	0	0	0	17.2	13	11	9	1	3	10	14	1.30	.217
Mader, Michael	3-1	2.84	6	0	0	0	0	12.2	11	4	4	1	0	4	12	1.18	.229
Morris, Akeel	0-0	0.00	6	0	0	0	4	7.2	2	0	0	0	0	2	9	0.52	.080
Parsons, Wes	0-1	5.02	5	0	0	0	1	14.1	19	11	8	0	1	5	12	1.67	.311
Pfeifer, Philip	0-1	6.30	6	0	0	0	0	10.0	8	7	7	0	1	10	18	1.80	.229
Phillips, Evan	1-0	12.60	8	0	0	0	1	10.0	16	14	14	2	1	6	12	2.20	.390
Reynolds, Danny	0-2	7.11	7	0	0	0	0	12.2	12	10	10	0	1	7	7	1.50	.250
Rogers, Joe	0-0	18.00	1	0	0	0	0	1.0	3	2	2	0	0	0	1	3.00	.500
Roney, Bradley	0-0	0.00	1	0	0	0	0	2.1	2	0	0	0	0	0	2	0.86	.222
Sobotka, Chad	1-1	1.46	6	0	0	0	0	12.1	10	2	2	1	0	6	11	1.30	.217
Soroka, Mike	2-2	2.61	4	4	0	0	0	20.2	14	8	6	3	1	3	21	0.82	.179
Weigel, Patrick	1-0	2.73	5	5	0	0	0	26.1	22	8	8	1	0	9	28	1.18	.232
<u>Withrow, Matt</u>	<u>1-0</u>	<u>2.08</u>	<u>5</u>	<u>5</u>	<u>0</u>	<u>0</u>	<u>0</u>	<u>26.0</u>	<u>12</u>	<u>7</u>	<u>6</u>	<u>4</u>	<u>0</u>	<u>8</u>	<u>22</u>	<u>0.77</u>	<u>.140</u>
Team Total	11-12	3.61	23	23	0	1	7	212.0	176	96	85	16	9	84	197	1.23	.226

## 2017 BRAVES IN MAY

BATTERS	AVG	G	AB	R	H	2B	3B	HR	RBI	BB	SO	SB	CS	OBP	SLG	OPS	HBP
Acuna, Ronald	.415	21	82	14	34	7	1	3	15	9	21	12	5	.467	.634	1.102	0
Araiza, Armando	.500	1	4	2	2	1	0	0	0	0	0	0	0	.500	.750	1.250	0
Curcio, Keith	.284	28	102	16	29	5	3	2	9	9	25	3	2	.342	.451	.793	1
Demeritte, Travis	.266	28	109	20	29	5	1	6	16	12	34	1	3	.336	.495	.831	0
Franco, Carlos	.319	18	69	13	22	2	0	7	20	7	18	0	0	.382	.652	1.034	0
Gaylor, Stephen	.111	3	9	1	1	0	0	0	0	1	2	0	0	.200	.111	.311	0
Giardina, Sal	.367	9	30	7	11	1	0	0	2	1	6	1	0	.424	.400	.824	2
Harper, Reed	.059	8	17	1	1	0	0	0	0	4	4	0	1	.273	.059	.332	1
Hyams, Levi	.211	16	38	0	8	0	0	0	5	0	8	0	0	.244	.211	.454	2
James, Jared	.194	26	62	6	12	1	2	0	4	8	13	0	0	.311	.274	.585	3
Lien, Connor	.179	20	56	13	10	2	0	1	4	7	28	6	1	.292	.268	.560	2
Meneses, Joey	.284	25	88	10	25	2	0	3	14	7	14	0	0	.337	.409	.746	0
Moore, Dylan	.103	22	78	5	8	1	0	1	7	2	19	2	0	.122	.154	.276	0
Scivicque, Kade	.300	20	70	9	21	4	0	1	8	2	13	0	0	.324	.400	.724	1
Valenzuela, Luis	.276	25	98	12	27	7	1	1	13	4	15	0	2	.304	.398	.702	0
Walker, Adam Brett	.100	6	20	2	2	1	0	1	4	2	12	0	0	.182	.300	.482	0
Team Total	.254	29	967	134	246	40	8	26	123	78	246	25	14	.315	.393	.708	12

PITCHERS	W-L	ERA	G	GS	CG	SHO	SV	IP	H	R	ER	HR	HB	BB	SO	WHIP	AVG
Allard, Kolby	3-1	2.00	5	5	0	0	0	27.0	21	6	6	1	0	10	29	1.15	.206
Biddle, Jesse	1-1	3.00	8	0	0	0	0	15.0	13	8	5	2	0	5	15	1.20	.241
Brothers, Rex	0-0	0.00	5	0	0	0	1	5.0	0	0	0	0	0	4	10	0.80	.000
Fried, Max	1-5	6.42	6	6	0	0	0	33.2	39	25	24	6	3	14	37	1.57	.293
Gohara, Luiz	0-0	4.50	2	1	0	0	0	4.0	3	2	2	1	1	1	5	1.00	.214
Hursh, Jason	0-0	1.46	8	0	0	0	3	12.1	8	2	2	0	0	4	9	0.97	.200
Mader, Michael	0-1	2.20	8	1	0	0	3	16.1	6	4	4	0	0	13	10	1.16	.109
Medlen, Kris	0-0	2.08	1	1	0	0	0	4.1	6	3	1	0	0	2	4	1.85	.300
Parsons, Wes	0-0	1.69	5	2	0	0	1	16.0	5	3	3	0	0	4	11	0.56	.094
Pfeifer, Philip	0-0	6.75	8	0	0	0	0	10.2	14	8	8	1	0	9	19	2.16	.311
Phillips, Evan	0-1	4.09	7	0	0	0	0	11.0	6	5	5	3	0	5	12	1.00	.158
Reynolds, Danny	1-0	3.00	7	0	0	0	0	12.0	6	4	4	0	1	5	14	0.92	.150
Rogers, Joe	0-1	6.75	2	0	0	0	0	1.1	1	1	1	0	0	3	0	3.00	.250
Roney, Bradley	2-0	2.57	5	0	0	0	2	7.0	4	2	2	2	0	5	10	1.29	.190
Sobotka, Chad	1-0	7.71	6	0	0	0	0	9.1	10	8	8	0	0	8	7	1.93	.286
Soroka, Mike	4-1	3.44	6	6	0	0	0	34.0	32	16	13	2	4	12	30	1.29	.246
Weigel, Patrick	2-0	3.27	2	2	0	0	0	11.0	10	5	4	1	2	2	10	1.09	.238
Withrow, Matt	0-3	7.25	5	5	0	0	0	22.1	27	19	18	4	2	14	22	1.84	.297
Team Total	15-14	3.92	29	29	0	1	10	252.1	211	121	110	23	13	120	254	1.31	.226

# 2017 BRAVES IN JUNE

BATTERS	AVG	G	AB	R	H	2B	3B	HR	RBI	BB	SO	SB	CS	OBP	SLG	OPS	HBP
Acuna, Ronald	.232	26	99	9	23	3	0	3	9	7	26	4	6	.287	.354	.641	1
Curcio, Keith	.118	22	68	4	8	1	0	0	2	2	14	2	0	.141	.132	.273	0
Daniel, Andrew	.000	1	3	0	0	0	0	0	0	0	2	0	0	.000	.000	.000	0
Demeritte, Travis	.161	26	93	12	15	1	2	4	8	11	31	2	1	.250	.344	.594	0
Giardina, Sal	.205	15	39	3	8	2	0	0	3	8	12	0	0	.333	.256	.590	0
Harper, Reed	.118	6	17	0	2	0	0	0	1	0	8	0	0	.111	.118	.229	0
Hyams, Levi	.173	16	52	4	9	1	0	0	1	4	14	0	0	.232	.192	.424	0
James, Jared	.333	23	63	9	21	5	1	0	7	4	10	0	0	.373	.444	.818	0
Lien, Connor	.250	26	80	8	20	6	0	1	7	6	36	4	0	.318	.363	.681	2
Meneses, Joey	.406	9	32	5	13	2	0	1	5	4	9	0	0	.472	.563	1.035	0
Moore, Dylan	.183	25	71	6	13	2	0	1	10	10	18	1	3	.301	.254	.555	2
Morales, Jonathan	.182	6	22	2	4	1	0	0	1	1	5	0	0	.217	.227	.445	0
Obregon, Omar	.300	6	20	2	6	2	0	0	0	3	7	0	0	.391	.400	.791	0
Odom, Joe	.250	2	4	0	1	0	0	0	0	0	0	0	0	.250	.250	.500	0
Scivique, Kade	.233	19	60	5	14	3	0	1	8	6	13	0	1	.303	.333	.636	0
Valenzuela, Luis	.190	13	42	3	8	1	1	0	2	2	10	0	1	.222	.262	.484	0
Team Total	.207	26	802	74	166	30	4	11	66	70	231	13	12	.273	.296	.569	5

PITCHERS	W-L	ERA	G	GS	CG	SHO	SV	IP	H	R	ER	HR	HB	BB	SO	WHIP	AVG
Allard, Kolby	0-3	5.19	5	5	1	0	0	26.0	31	15	15	1	0	12	18	1.65	.295
Biddle, Jesse	1-1	2.25	8	0	0	0	1	16.0	18	4	4	1	0	1	20	1.19	.281
Brothers, Rex	0-0	5.79	5	0	0	0	0	4.2	7	4	3	0	0	1	8	1.71	.350
Fried, Max	0-4	8.53	6	6	0	0	0	25.1	28	24	24	1	1	15	25	1.7	.286
Gohara, Luiz	1-1	3.18	5	5	0	0	0	22.2	19	10	8	0	1	8	25	1.19	.218
Hursh, Jason	0-0	0.00	2	0	0	0	2	2.1	2	0	0	0	0	1	1	1.29	.250
Mader, Michael	1-1	7.71	8	0	0	0	1	11.2	15	13	10	1	0	8	12	1.97	.306
Medlen, Kris	1-0	1.50	1	1	1	0	0	6.0	4	1	1	0	1	1	4	0.83	.182
Minter, A.J.	0-0	0.00	2	0	0	0	0	2.0	1	0	0	0	0	2	2	1.5	.167
Parsons, Wes	0-0	2.92	4	0	0	0	0	12.1	4	5	4	2	0	6	15	0.81	.095
Pfeifer, Philip	1-0	0.00	8	0	0	0	2	10.2	7	0	0	0	0	6	16	1.22	.194
Pike, Tyler	0-3	6.17	3	3	1	0	0	11.2	9	8	8	1	1	16	11	2.14	.214
Reynolds, Danny	0-0	0.82	8	0	0	0	1	11.0	8	1	1	0	0	6	11	1.27	.211
Roney, Bradley	2-0	4.22	7	0	0	0	0	10.2	8	7	5	1	0	9	18	1.59	.205
Santiago, Andres	0-1	9.82	1	1	0	0	0	3.2	6	4	4	0	1	5	3	3	.375
Sobotka, Chad	1-0	8.68	6	0	0	0	0	9.1	9	9	9	0	2	5	5	1.5	.265
Soroka, Mike	3-1	0.79	5	5	0	0	0	34.0	29	6	3	1	1	4	21	0.97	.230
Watts, Devan	0-0	0.00	2	0	0	0	0	3.0	0	0	0	0	0	1	5	0.33	.000
Team Total	11-15	4.00	26	26	3	1	7	223.0	205	111	99	9	8	107	220	1.4	.243

## 2017 BRAVES IN JULY

BATTERS	AVG	G	AB	R	H	2B	3B	HR	RBI	BB	SO	SB	CS	OBP	SLG	OPS	HBP
Acuna, Ronald	.375	10	40	6	15	4	0	3	6	2	9	3	0	.395	.700	1.095	0
Curcio, Keith	.206	23	68	6	14	2	1	2	5	11	5	0	1	.313	.353	.665	0
Daniel, Andrew	.111	9	18	1	2	0	0	0	0	2	6	0	0	.200	.111	.311	0
Demeritte, Travis	.169	23	77	6	13	2	0	2	4	6	29	0	1	.235	.273	.508	1
Gaylor, Stephen	.313	8	16	4	5	1	0	0	2	1	4	0	1	.353	.375	.728	0
Giardina, Sal	.194	14	36	3	7	2	0	1	6	0	11	0	0	.211	.333	.544	1
Jackson, Alex	.000	3	8	2	0	0	0	0	0	4	4	0	0	.333	.000	.333	0
James, Jared	.308	20	65	9	20	4	1	1	8	8	15	1	0	.387	.446	.833	1
Landoni, Emerson	.196	15	46	6	9	0	0	0	1	3	12	0	0	.260	.196	.456	1
Lien, Connor	.145	26	76	7	11	4	0	3	6	5	27	1	1	.207	.316	.523	1
Meneses, Joey	.182	23	77	5	14	1	0	0	6	6	22	0	0	.241	.195	.436	0
Moore, Dylan	.304	26	92	11	28	5	0	0	7	7	14	5	2	.366	.359	.725	2
Morales, Jonathan	.161	19	56	3	9	1	0	1	8	1	11	0	0	.186	.232	.419	1
Neslony, Tyler	.276	18	58	2	16	2	0	0	7	7	11	0	1	.364	.310	.674	1
Obregon, Omar	.400	2	5	1	2	0	0	0	0	0	1	0	0	.400	.400	.800	0
Odum, Joe	.556	6	18	3	10	2	0	0	4	0	2	0	0	.556	.667	1.222	0
Riley, Austin	.221	18	68	7	15	0	0	2	5	5	18	0	0	.284	.309	.593	1
Rodriguez, Sean	.083	3	12	1	1	1	0	0	0	1	6	0	0	.154	.167	.321	0
Scivlicque, Kade	.226	15	53	1	12	2	1	0	5	3	12	0	0	.281	.302	.583	1
Team Total	.222	29	923	86	205	35	3	15	80	72	237	10	7	.285	.315	.600	11

PITCHERS	W-L	ERA	G	GS	CG	SHO	SV	IP	H	R	ER	HR	HB	BB	SO	WHIP	AVG
Allard, Kolby	2-4	5.17	6	6	0	0	0	31.1	41	23	18	6	1	12	26	1.69	.323
Biddle, Jesse	0-1	3.68	4	0	0	0	0	7.1	7	5	3	0	0	3	7	1.36	.259
Clouse, Corbin	1-2	2.70	5	0	0	0	0	6.2	7	2	2	1	0	5	9	1.8	.292
Fried, Max	0-0	0.00	2	2	0	0	0	6.0	5	1	0	0	0	3	4	1.33	.227
Gohara, Luiz	1-0	1.78	5	5	0	0	0	25.1	20	5	5	1	1	9	30	1.14	.217
Mader, Michael	1-1	1.69	7	0	0	0	0	16.0	13	3	3	1	0	8	16	1.31	.224
Minter, A.J.	0-0	0.00	1	0	0	0	0	1.0	0	0	0	0	0	0	1	0	.000
Parsons, Wes	2-2	3.20	5	3	0	0	0	25.1	28	9	9	2	1	9	26	1.46	.289
Pfeifer, Philip	0-2	1.38	8	0	0	0	1	13.0	8	3	2	1	0	8	15	1.23	.170
Pike, Tyler	0-2	3.51	6	6	0	0	0	33.1	23	15	13	1	1	28	34	1.53	.202
Reynolds, Danny	0-0	1.29	9	0	0	0	2	14.0	12	6	2	0	2	8	14	1.43	.240
Rincon, Junior	0-0	2.25	2	0	0	0	0	4.0	3	2	1	0	0	3	4	1.5	.200
Roney, Bradley	0-1	6.75	2	0	0	0	0	4.0	3	3	3	1	0	3	6	1.5	.214
Santiago, Andres	0-0	1.80	1	1	0	0	0	5.0	6	1	1	1	0	3	1	1.8	.316
Soroka, Mike	1-2	4.30	5	5	0	0	0	29.1	24	14	14	1	4	5	28	0.99	.233
Toussaint, Touki	0-1	0.00	1	1	1	0	0	6.0	4	2	0	0	0	2	4	1	.182
Watts, Devan	0-1	1.35	9	0	0	0	1	13.1	13	5	2	1	2	4	10	1.28	.245
Webb, Jacob	1-1	4.91	7	0	0	0	0	11.0	11	7	6	0	0	9	13	1.82	.256
Team Total	9-20	3.01	29	29	1	4	4	254.0	230	107	85	17	12	123	248	1.39	.246

# 2017 BRAVES IN AUGUST

BATTERS	AVG	G	AB	R	H	2B	3B	HR	RBI	BB	SO	SB	CS	OBP	SLG	OPS	HBP
Curcio, Keith	.200	21	65	5	13	2	1	0	2	12	10	1	0	.325	.262	.586	0
Demeritte, Travis	.316	21	79	8	25	5	1	2	6	10	19	0	0	.393	.481	.874	0
Jackson, Alex	.253	22	83	6	21	3	0	3	15	4	23	0	0	.287	.398	.685	0
James, Jared	.292	22	72	8	21	4	1	2	5	9	9	0	1	.378	.458	.836	1
Joe, Connor	.175	16	40	1	7	1	0	0	3	3	13	0	0	.244	.200	.444	1
Landoni, Emerson	.000	3	6	0	0	0	0	0	1	1	1	0	0	.143	.000	.143	0
Lien, Connor	.164	22	67	2	11	5	1	0	4	2	30	1	2	.197	.269	.466	1
Meneses, Joey	.333	26	81	14	27	6	0	1	8	14	17	0	0	.438	.444	.882	1
Moore, Dylan	.277	25	94	20	26	4	0	4	10	16	21	1	3	.384	.447	.831	1
Morales, Jonathan	.159	12	44	1	7	2	0	0	3	3	4	0	0	.229	.205	.434	1
Neslony, Tyler	.130	22	77	10	10	2	0	1	6	10	12	0	0	.233	.195	.428	1
Odom, Joe	.143	15	28	1	4	0	0	1	3	2	11	0	0	.200	.250	.450	0
Riley, Austin	.347	25	95	17	33	7	0	6	19	10	29	1	0	.411	.611	1.022	1
Valenzuela, Luis	.238	6	21	3	5	2	0	1	3	4	4	1	0	.393	.476	.869	2
Team Total	.242	26	881	97	213	43	4	22	90	103	218	5	6	.326	.375	.700	10

PITCHERS	W-L	ERA	G	GS	CG	SHO	SV	IP	H	R	ER	HR	HB	BB	SO	WHIP	AVG
Allard, Kolby	1-2	2.56	5	5	0	0	0	31.2	30	11	9	0	0	3	34	1.04	.265
Cabrera, Mauricio	1-0	5.06	11	0	0	0	0	10.2	6	9	6	0	0	16	10	2.06	.158
Clouse, Corbin	1-2	3.46	9	0	0	0	0	13.0	13	6	5	1	0	7	13	1.54	.260
Fried, Max	0-0	0.00	1	1	0	0	0	4.0	3	0	0	0	0	1	5	1	.200
Graham, Josh	0-0	0.82	9	0	0	0	2	11.0	7	1	1	0	0	8	10	1.36	.179
Mader, Michael	0-1	17.18	4	0	0	0	0	3.2	7	8	7	1	0	6	4	3.55	.438
Parsons, Wes	1-0	2.03	6	4	0	0	1	31.0	22	8	7	1	3	7	31	0.94	.202
Pike, Tyler	0-4	5.70	5	5	0	0	0	23.2	26	20	15	1	1	17	34	1.82	.271
Reynolds, Danny	0-1	4.32	8	0	0	0	0	8.1	12	4	4	0	2	5	6	2.04	.364
Rincon, Junior	0-1	10.80	1	0	0	0	0	1.2	0	2	2	0	1	2	4	1.2	.000
Santiago, Andres	0-1	7.00	3	1	0	0	0	9.0	17	9	7	0	0	2	5	2.11	.395
Soroka, Mike	1-2	3.03	5	5	0	0	0	29.2	31	13	10	3	0	10	18	1.38	.274
Toussaint, Touki	2-3	3.71	5	5	0	0	0	26.2	20	14	11	3	2	19	32	1.46	.206
Watts, Devan	0-1	4.38	7	0	0	0	0	12.1	13	7	6	0	1	6	9	1.54	.277
Webb, Jacob	1-0	0.82	8	0	0	0	0	11.0	5	1	1	1	0	5	9	0.91	.147
Team Total	8-18	3.60	26	26	0	2	3	227.1	212	113	91	11	10	114	224	1.43	.250



## 2017 BRAVES IN SEPTEMBER

BATTERS	AVG	G	AB	R	H	2B	3B	HR	RBI	BB	SO	SB	CS	OBP	SLG	OPS	HBP
Curcio, Keith	.278	4	18	2	5	1	0	0	1	0	2	1	0	.278	.333	.611	0
Demeritte, Travis	.227	5	22	2	5	0	2	0	1	0	4	0	0	.227	.409	.636	0
Jackson, Alex	.368	5	19	4	7	1	0	2	5	2	5	0	0	.429	.737	1.165	0
James, Jared	.500	2	10	2	5	2	0	0	2	0	1	0	0	.500	.700	1.200	0
Joe, Connor	.000	4	12	1	0	0	0	0	1	3	5	0	1	.200	.000	.200	0
Lien, Connor	.154	3	13	1	2	0	0	1	3	0	6	0	0	.154	.385	.538	0
Meneses, Joey	.368	5	19	3	7	0	0	2	5	3	6	0	0	.455	.684	1.139	0
Moore, Dylan	.100	5	20	2	2	0	0	0	1	2	8	1	0	.174	.100	.274	0
Morales, Jonathan	.250	2	8	2	2	0	0	0	0	2	0	0	0	.400	.250	.650	0
Neslony, Tyler	.222	3	9	0	2	0	0	0	1	1	4	0	0	.300	.222	.522	0
Odom, Joe	.286	2	7	1	2	1	0	0	1	1	3	0	0	.375	.429	.804	0
Riley, Austin	.533	5	15	4	8	2	1	0	3	5	3	1	0	.636	.800	1.436	1
Team Total	.273	5	172	24	47	7	3	5	24	19	47	3	1	.345	.436	.781	1

PITCHERS	W-L	ERA	G	GS	CG	SHO	SV	IP	H	R	ER	HR	HB	BB	SO	WHIP	AVG
Allard, Kolby	1-0	0.00	1	1	1	1	0	7.0	1	0	0	0	0	1	5	0.29	.048
Cabrera, Mauricio	0-0	6.00	3	0	0	0	0	3.0	2	2	2	0	0	2	5	1.33	.182
Clouse, Corbin	1-0	0.00	2	0	0	0	1	2.1	1	0	0	0	0	1	4	0.86	.125
Graham, Josh	0-1	4.50	1	0	0	0	0	2.0	3	1	1	0	0	1	0	2	.375
Mader, Michael	0-0	4.15	2	0	0	0	0	4.1	5	2	2	1	0	2	3	1.62	.294
Parsons, Wes	0-0	0.00	1	1	0	0	0	4.0	5	0	0	0	0	2	3	1.75	.294
Pike, Tyler	0-0	3.00	1	1	0	0	0	6.0	4	2	2	0	0	2	7	1	.200
Soroka, Mike	0-0	1.50	1	1	0	0	0	6.0	3	1	1	0	0	0	7	0.5	.143
Toussaint, Touki	1-0	3.86	1	1	0	0	0	7.0	6	3	3	0	0	1	8	1	.231
Watts, Devan	0-0	0.00	2	0	0	0	0	3.1	1	0	0	0	0	2	7	0.9	.091
Webb, Jacob	1-0	0.00	1	0	0	0	0	2.0	1	0	0	0	0	0	4	0.5	.143
Team Total	4-1	2.11	5	5	1	1	1	47.0	32	11	11	1	0	14	53	0.98	.192

## 2017 BRAVES VS BILOXI

BATTERS	AVG	G	AB	R	H	2B	3B	HR	RBI	BB	SO	SB	CS	OBP	SLG	OPS	HBP
Acuna, Ronald	.357	15	56	5	20	4	1	1	10	9	10	8	4	.448	.518	.966	1
Allard, Kolby	.000	4	7	1	0	0	0	0	0	0	1	0	0	.000	.000	.000	0
Biddle, Jesse		5	0	0	0	0	0	0	0	0	0	0	0			.000	0
Brothers, Rex		2	0	0	0	0	0	0	0	0	0	0	0			.000	0
Cabrera, Mauricio		2	0	0	0	0	0	0	0	0	0	0	0			.000	0
Clouse, Corbin		2	0	0	0	0	0	0	0	0	0	0	0			.000	0
Curcio, Keith	.269	20	67	13	18	3	4	1	2	6	12	1	2	.338	.478	.815	1
Demeritte, Travis	.182	21	77	11	14	0	2	3	8	9	28	2	0	.264	.351	.615	0
Franco, Carlos	.333	5	18	5	6	1	0	3	3	4	5	0	0	.455	.889	1.343	0
Fried, Max	.286	5	7	2	2	1	0	0	1	0	0	0	0	.286	.429	.714	0
Gaylor, Stephen	.286	2	7	2	2	0	0	0	1	1	3	0	0	.375	.286	.661	0
Giardina, Sal	.200	10	30	4	6	2	0	0	2	5	12	0	0	.306	.267	.572	0
Gohara, Luiz	.000	4	7	0	0	0	0	0	0	0	4	0	0	.000	.000	.000	0
Graham, Josh		1	0	0	0	0	0	0	0	0	0	0	0			.000	0
Harper, Reed	.125	2	8	0	1	0	0	0	1	0	5	0	0	.111	.125	.236	0
Hursh, Jason		2	0	0	0	0	0	0	0	0	0	0	0			.000	0
Hyams, Levi	.185	9	27	2	5	0	0	0	2	1	7	0	0	.207	.185	.392	0
Jackson, Alex	.000	2	8	0	0	0	0	0	0	0	2	0	0	.000	.000	.000	0
James, Jared	.391	21	46	7	18	5	1	0	10	3	12	0	0	.420	.543	.963	0
Landoni, Emerson	.333	4	9	2	3	0	0	0	0	0	1	0	0	.400	.333	.733	1
Lien, Connor	.197	22	71	11	14	4	0	1	5	6	30	3	0	.260	.296	.556	0
Mader, Michael	.000	7	1	0	0	0	0	0	1	2	1	0	0	.667	.000	.667	0
Medlen, Kris	.000	1	3	0	0	0	0	0	0	0	2	0	0	.000	.000	.000	0
Meneses, Joey	.306	17	49	7	15	0	0	2	9	7	14	0	0	.404	.429	.832	1
Moore, Dylan	.226	20	62	12	14	3	0	1	11	14	14	1	1	.372	.323	.694	1
Morales, Jonathan	.115	8	26	2	3	0	0	1	2	1	6	0	0	.179	.231	.409	1
Neslony, Tyler	.250	8	28	1	7	2	0	0	4	4	4	0	0	.344	.321	.665	0
Obregon, Omar	.214	4	14	1	3	1	0	0	0	3	5	0	0	.353	.286	.639	0
Odom, Joe	.000	3	3	0	0	0	0	0	0	0	2	0	0	.000	.000	.000	0
Parsons, Wes	.000	4	3	0	0	0	0	0	0	0	2	0	0	.000	.000	.000	0
Pfeifer, Philip		7	0	0	0	0	0	0	0	0	0	0	0			.000	0
Pike, Tyler	.000	3	4	0	0	0	0	0	0	0	3	0	0	.000	.000	.000	0
Reynolds, Danny	.000	7	1	0	0	0	0	0	0	0	0	0	0	.000	.000	.000	0
Riley, Austin	.333	8	33	4	11	0	0	2	10	1	6	0	0	.361	.515	.876	1
Rincon, Junior		1	0	0	0	0	0	0	0	0	0	0	0			.000	0
Roney, Bradley	.000	5	1	0	0	0	0	0	0	0	1	0	0	.000	.000	.000	0
Santiago, Andres		1	0	0	0	0	0	0	0	0	0	0	0			.000	0
Scivique, Kade	.341	13	44	6	15	3	0	1	6	4	6	0	0	.408	.477	.885	1
Sobotka, Chad	.000	3	2	0	0	0	0	0	0	0	1	0	0	.000	.000	.000	0
Soroka, Mike	.000	4	8	0	0	0	0	0	0	0	6	0	0	.000	.000	.000	0
Toussaint, Touki	.000	1	1	0	0	0	0	0	0	0	0	0	0	.000	.000	.000	0
Valenzuela, Luis	.200	8	25	1	5	0	0	0	3	3	5	0	0	.276	.200	.476	0
Watts, Devan		4	0	0	0	0	0	0	0	0	0	0	0			.000	0
Webb, Jacob		3	0	0	0	0	0	0	0	0	0	0	0			.000	0
Withrow, Matt	.000	1	2	0	0	0	0	0	0	0	0	0	0	.000	.000	.000	0
Team Total	.241	23	755	99	182	29	8	16	91	83	210	15	7	.319	.364	.684	8

PITCHERS	W-L	ERA	G	GS	CG	SHO	SV	IP	H	R	ER	HR	HB	BB	SO	WHIP	AVG
Allard, Kolby	1-2	6.05	4	4	0	0	0	19.1	21	13	13	3	0	11	14	1.66	.280
Biddle, Jesse	0-1	4.82	5	0	0	0	0	9.1	11	7	5	2	0	1	11	1.29	.297
Brothers, Rex	0-0	5.40	2	0	0	0	0	1.2	3	2	1	0	0	1	3	2.40	.375
Cabrera, Mauricio	0-0	4.50	2	0	0	0	0	2.0	2	3	1	0	0	1	2	1.50	.222
Clouse, Corbin	1-0	0.00	2	0	0	0	0	4.0	1	0	0	0	0	1	4	0.50	.083
Fried, Max	0-1	6.46	4	4	0	0	0	15.1	22	12	11	0	2	6	11	1.83	.344
Giardina, Sal	0-0	0.00	1	0	0	0	0	.1	0	0	0	0	0	0	0	0.00	.000
Gohara, Luiz	1-0	1.42	4	4	0	0	0	19.0	14	4	3	0	0	2	24	0.84	.197
Graham, Josh	0-0	0.00	1	0	0	0	0	1.0	2	0	0	0	0	0	2	2.00	.400
Hursh, Jason	0-0	0.00	2	0	0	0	1	1.1	1	0	0	0	0	1	1	1.50	.250
Mader, Michael	2-0	2.70	7	0	0	0	2	10.0	8	5	3	0	0	3	9	1.10	.211
Medlen, Kris	1-0	1.50	1	1	1	0	0	6.0	4	1	1	0	1	1	4	0.83	.182
Parsons, Wes	1-0	3.46	4	1	0	0	0	13.0	11	6	5	0	0	7	11	1.38	.224
Pfeifer, Philip	1-0	2.53	7	0	0	0	1	10.2	11	3	3	0	0	4	14	1.41	.275
Pike, Tyler	0-1	2.76	3	3	1	0	0	16.1	17	8	5	0	1	8	13	1.53	.279
Reynolds, Danny	0-0	3.48	7	0	0	0	2	10.1	10	4	4	0	2	6	10	1.55	.270
Rincon, Junior	0-1	10.80	1	0	0	0	0	1.2	0	2	2	0	1	2	4	1.20	.000
Roney, Bradley	2-0	3.38	5	0	0	0	1	8.0	6	3	3	2	0	2	14	1.00	.214
Santiago, Andres	0-0	0.00	1	0	0	0	0	1.0	0	0	0	0	0	1	1	1.00	.000
Sobotka, Chad	2-0	3.38	3	0	0	0	0	8.0	7	3	3	0	1	2	3	1.13	.259
Soroka, Mike	2-0	1.33	4	4	0	0	0	27.0	17	5	4	0	0	5	29	0.81	.185
Toussaint, Touki	0-1	5.40	1	1	0	0	0	5.0	7	6	3	1	1	1	9	1.60	.292
Watts, Devan	0-1	1.42	4	0	0	0	0	6.1	4	1	1	0	1	4	7	1.26	.174
Webb, Jacob	0-0	0.00	3	0	0	0	0	4.2	2	0	0	0	0	0	6	0.43	.125
Withrow, Matt	0-1	1.69	1	1	0	0	0	5.1	2	2	1	0	1	3	4	0.94	.111
Team Total	14-9	3.14	23	23	2	2	7	206.2	183	90	72	8	11	73	210	1.24	.238

## 2017 BRAVES VS BIRMINGHAM

BATTERS	AVG	G	AB	R	H	2B	3B	HR	RBI	BB	SO	SB	CS	OBP	SLG	OPS	HBP
Curcio, Keith	.211	9	38	6	8	3	0	0	1	2	6	2	0	.250	.289	.539	0
Demeritte, Travis	.175	10	40	4	7	1	2	0	1	3	13	0	0	.233	.300	.533	0
Franco, Carlos	.250	5	20	5	5	0	0	2	5	1	7	0	0	.286	.550	.836	0
Giardina, Sal	1.000	1	3	0	3	0	0	0	0	0	0	1	0	1.000	1.000	2.000	0
Harper, Reed	.143	2	7	0	1	0	0	0	0	0	2	0	1	.250	.143	.393	1
Jackson, Alex	.368	5	19	4	7	1	0	2	5	2	5	0	0	.429	.737	1.165	0
James, Jared	.462	6	26	4	12	3	1	0	5	1	3	0	0	.481	.654	1.135	0
Joe, Connor	.000	4	12	1	0	0	0	0	1	3	5	0	1	.200	.000	.200	0
Lien, Connor	.130	6	23	4	3	0	0	1	5	2	11	2	1	.231	.261	.492	1
Meneses, Joey	.308	10	39	6	12	1	0	2	5	4	8	0	0	.372	.487	.859	0
Moore, Dylan	.061	8	33	2	2	0	0	0	1	2	13	1	0	.111	.061	.172	0
Morales, Jonathan	.250	2	8	2	2	0	0	0	0	2	0	0	0	.400	.250	.650	0
Neslony, Tyler	.222	3	9	0	2	0	0	0	1	1	4	0	0	.300	.222	.522	0
Odum, Joe	.286	2	7	1	2	1	0	0	1	1	3	0	0	.375	.429	.804	0
Riley, Austin	.533	5	15	4	8	2	1	0	3	5	3	1	0	.636	.800	1.436	1
Scivique, Kade	.467	4	15	3	7	2	0	0	4	1	1	0	0	.500	.600	1.100	0
Valenzuela, Luis	.294	4	17	2	5	2	0	1	3	0	5	0	0	.294	.588	.882	0
Walker, Adam Brett	.071	4	14	1	1	0	0	1	3	2	10	0	0	.188	.286	.473	0
Team Total	.252	10	345	49	87	16	4	9	44	32	99	7	3	.319	.400	.719	3

PITCHERS	W-L	ERA	G	GS	CG	SHO	SV	IP	H	R	ER	HR	HB	BB	SO	WHIP	AVG
Allard, Kolby	2-0	0.00	2	2	1	1	0	13.0	4	0	0	0	0	1	16	0.38	.095
Biddle, Jesse	0-0	4.50	1	0	0	0	0	2.0	3	2	1	0	0	0	2	1.50	.333
Cabrera, Mauricio	0-0	6.00	3	0	0	0	0	3.0	2	2	2	0	0	2	5	1.33	.182
Clouse, Corbin	1-0	0.00	2	0	0	0	1	2.1	1	0	0	0	0	1	4	0.86	.125
Fried, Max	1-0	4.26	1	1	0	0	0	6.1	6	3	3	1	0	1	10	1.11	.240
Graham, Josh	0-1	4.50	1	0	0	0	0	2.0	3	1	1	0	0	1	0	2.00	.375
Mader, Michael	0-0	2.57	3	0	0	0	1	7.0	5	2	2	1	0	5	5	1.43	.200
Parsons, Wes	0-0	0.00	2	1	0	0	1	7.0	5	0	0	0	0	2	5	1.00	.192
Pfeifer, Philip	0-0	18.00	1	0	0	0	0	1.0	1	2	2	1	0	1	3	2.00	.250
Phillips, Evan	0-0	13.50	1	0	0	0	0	2.0	2	3	3	1	0	1	2	1.50	.250
Pike, Tyler	0-0	3.00	1	1	0	0	0	6.0	4	2	2	0	0	2	7	1.00	.200
Reynolds, Danny	0-0	0.00	1	0	0	0	0	2.0	0	0	0	0	0	0	3	0.00	.000
Roney, Bradley	1-0	0.00	1	0	0	0	0	2.0	0	0	0	0	0	3	3	1.50	.000
Sobotka, Chad	0-0	9.00	1	0	0	0	0	1.0	1	1	1	0	0	2	0	3.00	.333
Soroka, Mike	0-1	2.45	2	2	0	0	0	11.0	5	5	3	0	3	4	11	0.82	.135
Toussaint, Touki	1-0	3.86	1	1	0	0	0	7.0	6	3	3	0	0	1	8	1.00	.231
Watts, Devan	0-0	0.00	2	0	0	0	0	3.1	1	0	0	0	0	2	7	0.90	.091
Webb, Jacob	1-0	0.00	1	0	0	0	0	2.0	1	0	0	0	0	0	4	0.50	.143
Weigel, Patrick	1-0	3.00	1	1	0	0	0	6.0	5	2	2	1	1	1	2	1.00	.227
Withrow, Matt	0-0	0.00	1	1	0	0	0	5.0	1	0	0	0	0	4	7	1.00	.067
Team Total	8-2	2.47	10	10	1	2	3	91.0	56	28	25	5	4	34	104	0.99	.176

# 2017 BRAVES VS CHATTANOOGA

BATTERS	AVG	G	AB	R	H	2B	3B	HR	RBI	BB	SO	SB	CS	OBP	SLG	OPS	HBP
Acuna, Ronald	.304	6	23	2	7	2	0	1	1	1	9	2	0	.333	.522	.855	0
Curcio, Keith	.208	8	24	1	5	1	0	0	3	6	2	2	0	.367	.250	.617	0
Daniel, Andrew	.077	4	13	0	1	0	0	0	0	0	3	0	0	.077	.077	.154	0
Demeritte, Travis	.167	11	42	5	7	3	0	1	3	3	13	0	0	.222	.310	.532	0
Giardina, Sal	.091	3	11	0	1	0	0	0	1	0	3	0	0	.091	.091	.182	0
Jackson, Alex	.150	5	20	1	3	0	0	0	2	1	7	0	0	.190	.150	.340	0
James, Jared	.407	7	27	5	11	2	0	0	0	2	3	1	0	.448	.481	.930	0
Joe, Connor	.000	2	9	0	0	0	0	0	0	0	3	0	0	.000	.000	.000	0
Lien, Connor	.235	11	34	0	8	4	1	0	6	1	14	1	1	.257	.412	.669	0
Meneses, Joey	.263	5	19	3	5	1	0	0	4	2	3	0	0	.333	.316	.649	0
Moore, Dylan	.171	10	35	2	6	0	0	0	0	2	7	1	0	.256	.171	.428	2
Morales, Jonathan	.160	7	25	1	4	1	0	0	2	1	2	0	0	.192	.200	.392	0
Neslony, Tyler	.083	3	12	2	1	0	0	1	1	1	2	0	0	.214	.333	.548	1
Obregon, Omar	.455	4	11	2	5	1	0	0	0	3	0	0	0	.455	.545	1.000	0
Odom, Joe	.333	5	15	1	5	2	0	0	2	1	5	0	0	.375	.467	.842	0
Riley, Austin	.400	5	15	3	6	2	0	0	2	6	2	0	0	.571	.533	1.105	0
Scivique, Kade	.167	5	18	0	3	0	0	0	0	0	6	0	0	.167	.167	.333	0
Team Total	.221	11	353	28	78	19	1	3	27	27	87	7	1	.282	.306	.588	3

PITCHERS	W-L	ERA	G	GS	CG	SHO	SV	IP	H	R	ER	HR	HB	BB	SO	WHIP	AVG
Allard, Kolby	0-2	4.38	2	2	0	0	0	12.1	11	7	6	0	0	3	13	1.14	.256
Biddle, Jesse	0-1	4.50	2	0	0	0	0	4.0	6	3	2	0	0	2	3	2.00	.375
Cabrera, Mauricio	0-0	0.00	1	0	0	0	0	1.0	1	0	0	0	0	1	2	2.00	.250
Clouse, Corbin	0-0	0.00	1	0	0	0	0	3.0	2	0	0	0	0	0	2	0.67	.182
Fried, Max	0-1	11.57	1	1	0	0	0	2.1	4	3	3	1	0	3	2	3.00	.364
Gohara, Luiz	0-0	0.00	1	1	0	0	0	3.0	0	0	0	0	0	0	5	0.00	.000
Graham, Josh	0-0	0.00	2	0	0	0	1	2.1	0	0	0	0	0	1	3	0.43	.000
Mader, Michael	0-1	9.00	4	0	0	0	0	7.0	7	8	7	2	0	7	7	2.00	.259
Minter, A.J.	0-0	0.00	3	0	0	0	0	3.0	1	0	0	0	0	2	3	1.00	.111
Parsons, Wes	0-0	0.93	2	1	0	0	0	9.2	5	2	1	1	2	4	9	0.93	.156
Pfeifer, Philip	0-1	7.71	2	0	0	0	0	2.1	4	2	2	1	0	1	3	2.14	.400
Pike, Tyler	0-2	8.25	3	3	0	0	0	12.0	11	11	11	1	0	16	19	2.25	.244
Reynolds, Danny	0-0	1.69	5	0	0	0	0	5.1	4	1	1	0	1	2	7	1.13	.235
Roney, Bradley	0-0	0.00	1	0	0	0	0	1.0	0	0	0	0	0	2	2	2.00	.000
Soroka, Mike	1-1	3.00	2	2	0	0	0	12.0	16	7	4	2	1	3	5	1.58	.320
Toussaint, Touki	1-0	3.60	1	1	0	0	0	5.0	2	2	2	1	0	7	4	1.80	.133
Watts, Devan	0-0	0.00	3	0	0	0	0	7.0	4	0	0	0	0	0	8	0.57	.160
Webb, Jacob	0-0	5.40	1	0	0	0	0	1.2	1	1	1	1	0	1	1	1.20	.200
Team Total	2-9	3.83	11	11	0	0	1	94.0	79	47	40	10	4	55	98	1.43	.232

## 2017 BRAVES VS JACKSON

BATTERS	AVG	G	AB	R	H	2B	3B	HR	RBI	BB	SO	SB	CS	OBP	SLG	OPS	HBP
Acuna, Ronald	.400	8	35	7	14	4	0	2	6	1	8	3	1	.417	.686	1.102	0
Allard, Kolby	.000	2	4	1	0	0	0	0	0	0	0	0	0	.000	.000	.000	0
Biddle, Jesse		4	0	0	0	0	0	0	0	0	0	0	0			.000	0
Brothers, Rex		2	0	0	0	0	0	0	0	0	0	0	0			.000	0
Curcio, Keith	.154	9	26	1	4	1	0	1	3	4	6	0	0	.258	.308	.566	0
Daniel, Andrew	.000	4	4	0	0	0	0	0	0	2	3	0	0	.333	.000	.333	0
Demeritte, Travis	.303	9	33	6	10	2	1	2	4	3	10	0	0	.378	.606	.984	1
Fried, Max	.000	1	2	0	0	0	0	0	0	0	1	0	0	.000	.000	.000	0
Gaylor, Stephen	.250	1	4	1	1	0	0	0	0	1	1	0	0	.400	.250	.650	0
Giardina, Sal	.455	4	11	1	5	1	0	0	1	0	2	0	0	.500	.545	1.045	1
Gohara, Luiz	.333	3	3	1	1	1	0	0	0	0	1	0	0	.333	.667	1.000	0
Harper, Reed	.000	2	6	0	0	0	0	0	0	2	0	0	0	.250	.000	.250	0
Hursh, Jason	.000	2	1	0	0	0	0	0	0	0	0	0	0	.000	.000	.000	0
Hyams, Levi	.111	4	9	1	1	1	0	0	1	1	2	0	0	.200	.222	.422	0
James, Jared	.273	8	22	3	6	1	1	0	0	2	2	0	0	.333	.409	.742	0
Landoni, Emerson	.000	3	8	0	0	0	0	0	0	0	2	0	0	.000	.000	.000	0
Lien, Connor	.087	7	23	2	2	1	0	0	0	1	14	1	0	.125	.130	.255	0
Mader, Michael	.000	3	1	0	0	0	0	0	0	0	1	0	0	.000	.000	.000	0
Medlen, Kris	.500	1	2	0	1	0	0	0	0	0	1	0	0	.500	.500	1.000	0
Meneses, Joey	.389	9	36	5	14	1	0	3	10	1	8	0	0	.405	.667	1.072	0
Moore, Dylan	.250	7	28	1	7	1	0	0	1	1	8	0	1	.276	.286	.562	0
Morales, Jonathan	.125	3	8	0	1	0	0	0	1	0	2	0	0	.125	.125	.250	0
Parsons, Wes		1	0	0	0	0	0	0	0	0	0	0	0			.000	0
Pfeifer, Philip		3	0	0	0	0	0	0	0	0	0	0	0			.000	0
Pike, Tyler	.000	1	1	0	0	0	0	0	0	0	0	0	0	.000	.000	.000	0
Reynolds, Danny	.000	3	1	0	0	0	0	0	0	0	0	0	0	.000	.000	.000	0
Rincon, Junior		1	0	0	0	0	0	0	0	0	0	0	0			.000	0
Rodriguez, Sean	.083	3	12	1	1	1	0	0	0	1	6	0	0	.154	.167	.321	0
Scivicque, Kade	.316	6	19	0	6	1	1	0	4	2	6	0	1	.381	.474	.855	0
Sobotka, Chad		1	0	0	0	0	0	0	0	0	0	0	0			.000	0
Soroka, Mike	.333	1	3	1	1	1	0	0	1	0	0	0	0	.333	.667	1.000	0
Valenzuela, Luis	.375	2	8	3	3	0	0	0	1	1	0	0	0	.444	.375	.819	0
Watts, Devan		1	0	0	0	0	0	0	0	0	0	0	0			.000	0
Webb, Jacob		1	0	0	0	0	0	0	0	0	0	0	0			.000	0
Team Total	.252	9	310	35	78	17	3	8	33	23	84	4	3	.307	.403	.710	2

PITCHERS	W-L	ERA	G	GS	CG	SHO	SV	IP	H	R	ER	HR	HB	BB	SO	WHIP	AVG
Allard, Kolby	0-1	6.94	2	2	0	0	0	11.2	19	10	9	2	0	5	7	2.06	.380
Biddle, Jesse	1-0	0.00	4	0	0	0	0	6.0	3	0	0	0	0	1	5	0.67	.158
Brothers, Rex	0-0	0.00	2	0	0	0	1	2.0	0	0	0	0	0	2	4	1.00	.000
Fried, Max	0-1	3.00	1	1	0	0	0	6.0	3	2	2	0	0	3	8	1.00	.167
Gohara, Luiz	0-0	4.32	3	2	0	0	0	8.1	7	5	4	1	2	6	10	1.56	.226
Hursh, Jason	0-0	0.00	2	0	0	0	1	4.0	4	0	0	0	0	1	0	1.25	.286
Mader, Michael	0-1	1.69	3	0	0	0	0	5.1	6	2	1	0	0	4	4	1.88	.261
Medlen, Kris	0-0	2.08	1	1	0	0	0	4.1	6	3	1	0	0	2	4	1.85	.300
Parsons, Wes	0-1	1.80	1	1	0	0	0	5.0	5	1	1	0	1	1	4	1.20	.250
Pfeifer, Philip	0-1	0.00	3	0	0	0	0	5.0	5	1	0	0	0	4	8	1.80	.250
Pike, Tyler	0-1	5.40	1	1	0	0	0	5.0	5	4	3	0	0	4	10	1.80	.250
Reynolds, Danny	1-0	2.08	3	0	0	0	0	4.1	6	5	1	0	0	3	6	2.08	.316
Rincon, Junior	0-0	9.00	1	0	0	0	0	1.0	2	1	1	0	0	0	0	2.00	.500
Sobotka, Chad	0-0	0.00	1	0	0	0	0	1.1	0	0	0	0	0	0	1	0.00	.000
Soroka, Mike	1-0	4.50	1	1	0	0	0	6.0	11	3	3	0	0	1	0	2.00	.393
Watts, Devan	0-0	0.00	1	0	0	0	0	1.0	0	0	0	0	0	0	0	0.00	.000
Webb, Jacob	0-0	0.00	1	0	0	0	0	3.0	1	0	0	0	0	2	2	1.00	.111
Team Total	3-6	2.95	9	9	0	0	2	79.1	83	37	26	3	3	39	73	1.54	.269

## 2017 BRAVES VS JACKSONVILLE

BATTERS	AVG	G	AB	R	H	2B	3B	HR	RBI	BB	SO	SB	CS	OBP	SLG	OPS	HBP
Acuna, Ronald	.118	5	17	2	2	1	0	0	1	3	7	1	1	.238	.176	.415	0
Allard, Kolby	.000	4	7	0	0	0	0	0	0	0	3	0	0	.000	.000	.000	0
Araiza, Armando	.000	3	9	0	0	0	0	0	0	0	2	0	0	.000	.000	.000	0
Biddle, Jesse		3	0	0	0	0	0	0	0	0	0	0	0			.000	0
Brothers, Rex		2	0	0	0	0	0	0	0	0	0	0	0			.000	0
Cabrera, Mauricio		3	0	0	0	0	0	0	0	0	0	0	0			.000	0
Clouse, Corbin		4	0	0	0	0	0	0	0	0	0	0	0			.000	0
Curcio, Keith	.270	19	63	4	17	3	1	1	3	5	12	1	0	.324	.397	.720	0
Demeritte, Travis	.216	14	51	9	11	2	0	3	5	7	14	0	0	.310	.431	.742	0
Franco, Carlos	.529	6	17	2	9	1	0	2	9	1	6	0	0	.556	.941	1.497	0
Fried, Max	.500	3	2	1	1	0	0	0	0	1	0	0	0	.667	.500	1.167	0
Gaylor, Stephen	.167	8	12	2	2	0	0	0	0	1	3	0	1	.231	.167	.397	0
Giardina, Sal	.250	4	12	1	3	0	0	0	2	0	3	0	0	.250	.250	.500	0
Graham, Josh		2	0	0	0	0	0	0	0	0	0	0	0			.000	0
Harper, Reed	.000	6	8	0	0	0	0	0	1	1	4	0	0	.100	.000	.100	0
Hursh, Jason	.000	2	1	0	0	0	0	0	0	0	0	0	0	.000	.000	.000	0
Hyams, Levi	.000	4	6	0	0	0	0	0	0	0	1	0	0	.250	.000	.250	2
Jackson, Alex	.444	4	18	1	8	2	0	1	6	0	0	0	0	.444	.722	1.167	0
James, Jared	.077	14	39	2	3	0	0	1	2	8	7	0	0	.265	.154	.419	2
Joe, Connor	.167	5	12	1	2	1	0	0	1	1	2	0	0	.231	.250	.481	0
Landoni, Emerson	.250	2	4	1	1	0	0	0	1	1	2	0	0	.400	.250	.650	0
Lien, Connor	.203	17	59	6	12	1	0	2	4	2	24	2	0	.238	.322	.560	1
Mader, Michael		3	0	0	0	0	0	0	0	1	0	0	0	1.000		1.000	0
Meneses, Joey	.222	18	54	5	12	2	0	0	4	6	13	0	0	.300	.259	.559	0
Moore, Dylan	.243	19	70	10	17	4	0	2	7	6	13	1	1	.299	.386	.684	0
Morales, Jonathan	.143	5	14	1	2	0	0	0	0	2	1	0	0	.250	.143	.393	0
Morris, Akeel		1	0	0	0	0	0	0	0	0	0	0	0			.000	0
Neslony, Tyler	.185	9	27	4	5	0	0	0	2	5	7	0	0	.333	.185	.519	1
Odom, Joe	.545	6	11	2	6	0	0	0	1	0	2	0	0	.545	.545	1.091	0
Parsons, Wes	.143	6	7	0	1	0	0	0	1	1	4	0	0	.250	.143	.393	0
Pfeifer, Philip		5	0	0	0	0	0	0	0	0	0	0	0			.000	0
Phillips, Evan		4	0	0	0	0	0	0	0	0	0	0	0			.000	0
Pike, Tyler	.000	2	3	0	0	0	0	0	0	0	2	0	0	.000	.000	.000	0
Reynolds, Danny	.000	6	2	0	0	0	0	0	0	0	1	0	0	.000	.000	.000	0
Riley, Austin	.300	10	40	5	12	1	0	1	3	2	15	1	0	.333	.400	.733	0
Roney, Bradley		1	0	0	0	0	0	0	0	0	0	0	0			.000	0
Santiago, Andres		2	0	0	0	0	0	0	0	0	0	0	0			.000	0
Scivique, Kade	.269	7	26	0	7	1	0	0	3	1	6	0	0	.276	.308	.584	0
Sobotka, Chad		3	0	0	0	0	0	0	0	0	0	0	0			.000	0
Soroka, Mike	.167	4	6	0	1	0	0	0	0	1	3	0	0	.286	.167	.452	0
Toussaint, Touki	.000	1	1	0	0	0	0	0	0	0	0	0	0	.000	.000	.000	0
Valenzuela, Luis	.339	15	59	7	20	7	3	1	9	4	8	3	1	.409	.610	1.019	3
Watts, Devan	.000	2	1	0	0	0	0	0	0	0	1	0	0	.000	.000	.000	0
Webb, Jacob		3	0	0	0	0	0	0	0	0	0	0	0			.000	0
Weigel, Patrick	1.000	1	1	0	1	1	0	0	0	0	0	0	0	1.000	2.000	3.000	0
Withrow, Matt	.000	2	3	0	0	0	0	0	0	0	1	0	0	.000	.000	.000	0
Team Total	.234	20	662	66	155	27	4	14	65	60	167	9	4	.304	.350	.654	9

PITCHERS	W-L	ERA	G	GS	CG	SHO	SV	IP	H	R	ER	HR	HB	BB	SO	WHIP	AVG
Allard, Kolby	1-1	2.49	4	4	0	0	0	21.2	23	7	6	1	0	6	25	1.34	.277
Biddle, Jesse	0-1	3.18	3	0	0	0	0	5.2	5	2	2	1	0	1	7	1.06	.227
Brothers, Rex	0-0	0.00	2	0	0	0	0	2.0	0	0	0	0	0	1	5	0.50	.000
Cabrera, Mauricio	1-0	13.50	3	0	0	0	0	2.2	3	4	4	0	0	6	1	3.38	.273
Clouse, Corbin	0-1	2.25	4	0	0	0	0	4.0	5	1	1	1	0	4	6	2.25	.313
Fried, Max	0-2	5.06	3	3	0	0	0	10.2	11	9	6	2	0	8	10	1.78	.275
Graham, Josh	0-0	0.00	2	0	0	0	0	2.0	2	0	0	0	0	2	2	2.00	.286
Hursh, Jason	0-0	3.00	2	0	0	0	0	3.0	1	1	1	0	0	2	4	1.00	.111
Mader, Michael	0-1	4.76	3	0	0	0	0	5.2	6	3	3	0	0	4	5	1.76	.250
Morris, Akeel	0-0	0.00	1	0	0	0	1	2.0	1	0	0	0	0	0	1	0.50	.143
Parsons, Wes	1-1	2.74	6	2	0	0	1	23.0	15	9	7	0	1	8	26	1.00	.181
Pfeifer, Philip	0-0	7.11	5	0	0	0	0	6.1	9	5	5	0	0	6	10	2.37	.333
Phillips, Evan	1-0	1.80	4	0	0	0	0	5.0	4	1	1	0	0	2	6	1.20	.235
Pike, Tyler	0-2	4.91	2	2	0	0	0	11.0	8	7	6	2	0	9	9	1.55	.205
Reynolds, Danny	0-0	1.35	6	0	0	0	1	13.1	8	2	2	0	1	1	9	0.68	.174
Roney, Bradley	0-0	0.00	1	0	0	0	1	2.0	1	0	0	0	0	1	3	1.00	.167
Santiago, Andres	0-0	3.86	2	1	0	0	0	7.0	12	5	3	1	0	3	3	2.14	.364
Sobotka, Chad	0-0	4.15	3	0	0	0	0	4.1	5	2	2	0	0	4	2	2.08	.294
Soroka, Mike	2-1	2.35	4	4	0	0	0	23.0	19	7	6	2	1	5	21	1.04	.226
Toussaint, Touki	0-1	4.50	1	1	0	0	0	4.0	4	2	2	1	1	4	6	2.00	.267
Watts, Devan	0-0	5.40	2	0	0	0	0	3.1	7	2	2	0	0	1	2	2.40	.412
Webb, Jacob	1-0	0.00	3	0	0	0	0	4.0	3	1	0	0	0	3	5	1.50	.200
Weigel, Patrick	1-0	0.00	1	1	0	0	0	5.0	3	0	0	0	0	3	7	1.20	.176
Withrow, Matt	0-1	11.74	2	2	0	0	0	7.2	10	10	10	2	0	3	9	1.70	.303
Team Total	8-12	3.48	20	20	0	2	4	178.1	165	80	69	13	4	87	184	1.41	.245



## 2017 BRAVES VS MOBILE

BATTERS	AVG	G	AB	R	H	2B	3B	HR	RBI	BB	SO	SB	CS	OBP	SLG	OPS	HBP
Acuna, Ronald	.438	8	32	9	14	0	0	4	10	2	4	3	2	.457	.813	1.270	0
Araiza, Armando	.286	2	7	1	2	1	0	0	0	0	4	0	0	.286	.429	.714	0
Curcio, Keith	.214	12	42	5	9	1	0	0	1	6	6	2	1	.306	.238	.544	0
Daniel, Andrew	.250	2	4	1	1	0	0	0	0	0	2	0	0	.250	.250	.500	0
Demeritte, Travis	.241	16	58	10	14	2	0	5	7	8	18	0	2	.333	.534	.868	0
Franco, Carlos	.256	10	39	2	10	2	0	1	7	3	10	0	0	.310	.385	.694	0
Gaylor, Stephen	.111	2	9	0	1	0	0	0	0	0	1	0	0	.111	.111	.222	0
Giardina, Sal	.438	5	16	5	7	2	0	1	4	0	2	0	0	.474	.750	1.224	2
Harper, Reed	.286	2	7	0	2	1	0	0	0	1	1	0	0	.375	.429	.804	0
Hyams, Levi	.429	2	7	0	3	0	0	0	2	0	0	0	0	.429	.429	.857	0
Jackson, Alex	.067	5	15	2	1	1	0	0	1	6	9	0	0	.333	.133	.467	0
James, Jared	.266	17	64	3	17	4	1	1	6	5	10	0	1	.351	.406	.758	4
Landoni, Emerson	.208	6	24	3	5	0	0	0	1	2	5	0	0	.269	.208	.478	0
Lien, Connor	.154	18	52	6	8	4	0	2	4	4	19	2	1	.254	.346	.600	3
Meneses, Joey	.231	18	65	8	15	3	0	1	5	9	14	0	0	.324	.323	.647	0
Moore, Dylan	.200	18	65	6	13	2	0	1	7	7	13	2	2	.274	.277	.551	0
Morales, Jonathan	.296	7	27	1	8	3	0	0	7	0	7	0	0	.286	.407	.693	0
Neslony, Tyler	.286	6	21	2	6	1	0	0	0	2	3	0	1	.348	.333	.681	0
Odum, Joe	.154	4	13	0	2	0	0	0	2	0	1	0	0	.154	.154	.308	0
Riley, Austin	.150	5	20	2	3	1	0	0	0	1	5	0	0	.190	.200	.390	0
Scivicque, Kade	.176	9	34	3	6	3	0	0	1	2	8	0	0	.222	.265	.487	0
Valenzuela, Luis	.263	9	38	4	10	1	0	0	1	1	4	0	1	.282	.289	.572	0
Team Total	.238	20	659	73	157	32	1	16	66	59	146	9	11	.307	.363	.670	9

PITCHERS	W-L	ERA	G	GS	CG	SHO	SV	IP	H	R	ER	HR	HB	BB	SO	WHIP	AVG
Allard, Kolby	2-1	1.96	4	4	0	0	0	23.0	21	9	5	1	1	5	12	1.13	.247
Biddle, Jesse	0-1	3.52	3	0	0	0	0	7.2	8	4	3	0	0	4	6	1.57	.267
Cabrera, Mauricio	0-0	9.00	1	0	0	0	0	1.0	0	1	1	0	0	3	0	3.00	.000
Clouse, Corbin	0-1	10.12	2	0	0	0	0	2.2	6	3	3	1	0	3	4	3.38	.462
Fried, Max	0-2	7.50	3	3	0	0	0	12.0	16	10	10	1	1	6	11	1.83	.327
Giardina, Sal	0-0	5.40	1	0	0	0	0	1.2	2	1	1	0	0	1	0	1.80	.400
Gohara, Luiz	0-0	1.35	1	1	0	0	0	6.2	5	1	1	1	1	3	6	1.20	.217
Hursh, Jason	0-0	3.86	1	0	0	0	1	2.1	3	1	1	0	0	1	3	1.71	.300
Mader, Michael	1-0	1.04	4	0	0	0	0	8.2	3	1	1	0	0	2	6	0.58	.103
Morris, Akeel	0-0	0.00	2	0	0	0	1	1.1	0	0	0	0	0	1	2	0.75	.000
Parsons, Wes	0-0	4.91	4	1	0	0	0	14.2	24	8	8	2	0	3	17	1.84	.375
Pfeifer, Philip	0-0	1.23	4	0	0	0	0	7.1	3	1	1	0	0	7	14	1.36	.125
Phillips, Evan	0-0	23.62	3	0	0	0	0	2.2	4	7	7	2	0	3	3	2.63	.333
Pike, Tyler	0-0	3.00	1	1	0	0	0	6.0	3	2	2	0	1	6	2	1.50	.150
Reynolds, Danny	0-2	5.79	5	0	0	0	0	9.1	5	6	6	0	2	8	8	1.39	.172
Rincon, Junior	0-0	0.00	1	0	0	0	0	3.0	1	1	0	0	0	3	4	1.33	.091
Roney, Bradley	0-1	5.40	3	0	0	0	0	5.0	4	3	3	1	0	3	8	1.40	.235
Santiago, Andres	0-1	7.50	1	1	0	0	0	6.0	11	5	5	0	0	1	2	2.00	.423
Sobotka, Chad	0-0	4.50	2	0	0	0	0	4.0	4	2	2	0	0	2	4	1.50	.267
Soroka, Mike	1-3	5.85	4	4	0	0	0	20.0	14	13	13	1	3	7	13	1.05	.194
Toussaint, Touki	0-1	0.00	1	1	1	0	0	6.0	4	2	0	0	0	2	4	1.00	.182
Watts, Devan	0-1	2.25	2	0	0	0	0	4.0	4	4	1	1	1	2	1	1.50	.250
Webb, Jacob	0-0	18.00	2	0	0	0	0	2.0	5	4	4	0	0	4	1	4.50	.500
Weigel, Patrick	1-0	2.53	2	2	0	0	0	10.2	9	4	3	0	1	1	15	0.94	.225
Withrow, Matt	0-1	5.79	2	2	0	0	0	9.1	11	6	6	1	1	7	9	1.93	.297
Team Total	5-15	4.42	20	20	1	0	2	177.0	170	99	87	12	12	88	155	1.46	.255

# 2017 BRAVES VS MONTGOMERY

BATTERS	AVG	G	AB	R	H	2B	3B	HR	RBI	BB	SO	SB	CS	OBP	SLG	OPS	HBP
Acuna, Ronald	.235	5	17	2	4	0	0	0	0	1	2	0	2	.278	.235	.513	0
Araiza, Armando	.000	2	5	0	0	0	0	0	0	0	2	0	0	.000	.000	.000	0
Curcio, Keith	.162	10	37	3	6	0	0	0	2	2	6	1	0	.200	.162	.362	0
Demeritte, Travis	.097	9	31	2	3	1	0	0	1	3	11	1	0	.176	.129	.306	0
Franco, Carlos	.158	5	19	2	3	0	0	0	2	3	5	0	0	.273	.158	.431	0
Giardina, Sal	.200	4	5	0	1	0	0	0	1	3	0	0	0	.500	.200	.700	0
Harper, Reed	.200	3	5	1	1	0	0	0	0	0	3	0	0	.200	.200	.400	0
Hyams, Levi	.091	4	11	0	1	0	0	0	0	0	0	0	0	.091	.091	.182	0
James, Jared	.200	9	30	4	6	1	0	1	3	3	7	0	0	.294	.333	.627	1
Lien, Connor	.206	10	34	3	7	1	0	2	3	0	18	3	0	.250	.412	.662	2
Meneses, Joey	.333	5	21	3	7	1	0	0	4	1	5	0	0	.364	.381	.745	0
Moore, Dylan	.231	8	26	2	6	0	0	0	2	2	7	0	1	.310	.231	.541	1
Scivique, Kade	.176	6	17	0	3	0	0	0	1	3	3	0	0	.300	.176	.476	0
Valenzuela, Luis	.200	8	30	3	6	2	0	0	1	1	7	0	0	.242	.267	.509	1
Walker, Adam Brett	.100	5	20	2	2	0	0	2	5	1	8	0	0	.143	.400	.543	0
Team Total	.182	10	308	27	56	6	0	5	25	23	84	5	3	.249	.250	.499	5

PITCHERS	W-L	ERA	G	GS	CG	SHO	SV	IP	H	R	ER	HR	HB	BB	SO	WHIP	AVG
Allard, Kolby	0-1	0.90	2	2	1	0	0	10.0	12	1	1	0	0	1	10	1.30	.300
Biddle, Jesse	0-0	1.80	3	0	0	0	2	5.0	3	2	1	0	0	2	7	1.00	.167
Fried, Max	1-1	4.38	2	2	0	0	0	12.1	8	6	6	0	2	3	12	0.89	.195
Gohara, Luiz	1-0	3.60	1	1	0	0	0	5.0	6	2	2	0	0	2	8	1.60	.300
Mader, Michael	0-1	8.31	2	0	0	0	0	4.1	5	4	4	1	0	2	3	1.62	.313
Morris, Akeel	0-0	0.00	1	0	0	0	0	2.0	1	0	0	0	0	1	4	1.00	.143
Parsons, Wes	0-1	4.50	2	0	0	0	0	6.0	5	3	3	0	0	1	5	1.00	.227
Pfeifer, Philip	0-0	0.00	3	0	0	0	1	4.1	1	0	0	0	0	2	5	0.69	.071
Phillips, Evan	0-0	0.00	2	0	0	0	0	4.0	2	0	0	0	0	2	5	1.00	.167
Pike, Tyler	0-1	10.80	1	1	0	0	0	3.1	3	4	4	0	0	5	4	2.40	.231
Reynolds, Danny	0-0	13.50	2	0	0	0	0	1.1	4	2	2	0	0	1	2	3.75	.571
Roney, Bradley	0-0	6.75	2	0	0	0	0	2.2	2	4	2	1	0	4	2	2.25	.200
Sobotka, Chad	1-0	7.50	4	0	0	0	0	6.0	5	5	5	0	0	4	7	1.50	.208
Soroka, Mike	1-1	2.45	2	2	0	0	0	11.0	11	5	3	2	0	3	8	1.27	.250
Weigel, Patrick	0-0	4.76	1	1	0	0	0	5.2	6	3	3	1	0	3	5	1.59	.286
Withrow, Matt	0-0	1.80	1	1	0	0	0	5.0	2	2	1	1	0	2	3	0.80	.125
Team Total	4-6	3.78	10	10	1	0	3	88.0	76	43	37	6	2	38	90	1.30	.234

## 2017 BRAVES VS PENSACOLA

BATTERS	AVG	G	AB	R	H	2B	3B	HR	RBI	BB	SO	SB	CS	OBP	SLG	OPS	HBP
Acuna, Ronald	.268	10	41	2	11	3	0	1	2	1	16	2	1	.286	.415	.700	0
Allard, Kolby	.000	5	8	0	0	0	0	0	0	0	4	0	0	.000	.000	.000	0
Biddle, Jesse	.000	4	1	0	0	0	0	0	0	0	1	0	0	.000	.000	.000	0
Brothers, Rex		4	0	0	0	0	0	0	0	0	0	0	0			.000	0
Cabrera, Mauricio		4	0	0	0	0	0	0	0	0	0	0	0			.000	0
Clouse, Corbin		5	0	0	0	0	0	0	0	0	0	0	0			.000	0
Curcio, Keith	.217	23	69	4	15	0	1	1	4	8	12	0	0	.295	.290	.585	0
Demeritte, Travis	.292	24	89	5	26	4	1	1	7	9	21	1	4	.354	.393	.747	0
Fried, Max	.000	2	3	0	0	0	0	0	0	1	2	0	0	.250	.000	.250	0
Gaylor, Stephen	.231	5	13	2	3	1	0	0	1	0	1	0	0	.231	.308	.538	0
Giardina, Sal	.000	7	17	2	0	0	0	0	0	1	7	0	0	.056	.000	.056	0
Gohara, Luiz	.000	2	3	0	0	0	0	0	0	0	2	0	0	.000	.000	.000	0
Graham, Josh		4	0	0	0	0	0	0	0	0	0	0	0			.000	0
Harper, Reed	.167	4	6	1	1	0	0	0	0	2	3	0	0	.375	.167	.542	0
Hursh, Jason		3	0	0	0	0	0	0	0	0	0	0	0			.000	0
Hyams, Levi	.233	9	30	1	7	0	0	0	1	2	12	0	0	.281	.233	.515	0
Jackson, Alex	.300	9	30	4	9	0	0	2	6	1	9	0	0	.323	.500	.823	0
James, Jared	.250	21	60	8	15	1	2	1	3	7	12	0	0	.328	.383	.712	0
Joe, Connor	.263	9	19	0	5	0	0	0	2	2	8	0	0	.348	.263	.611	1
Landoni, Emerson	.000	3	7	0	0	0	0	0	0	1	3	0	0	.125	.000	.125	0
Lien, Connor	.146	18	48	3	7	1	0	0	1	5	21	1	1	.226	.167	.393	0
Mader, Michael	.000	6	1	0	0	0	0	0	0	0	1	0	0	.000	.000	.000	0
Meneses, Joey	.288	19	59	5	17	3	0	0	2	6	12	0	0	.354	.339	.693	0
Moore, Dylan	.247	24	77	11	19	3	0	3	8	8	15	2	2	.333	.403	.736	2
Morales, Jonathan	.091	7	22	1	2	0	0	0	0	1	2	0	0	.167	.091	.258	1
Neslony, Tyler	.149	14	47	3	7	1	0	0	6	5	7	0	0	.222	.170	.392	0
Odum, Joe	.250	5	8	1	2	0	0	1	2	1	3	0	0	.333	.625	.958	0
Parsons, Wes	.167	4	6	1	1	0	0	1	1	0	3	0	0	.167	.667	.833	0
Pfeifer, Philip		4	0	0	0	0	0	0	0	0	0	0	0			.000	0
Phillips, Evan	.000	2	1	0	0	0	0	0	0	0	1	0	0	.000	.000	.000	0
Pike, Tyler	.250	3	4	0	1	0	0	0	0	0	2	0	0	.250	.250	.500	0
Reynolds, Danny	.000	8	1	0	0	0	0	0	0	0	0	0	0	.000	.000	.000	0
Riley, Austin	.291	15	55	10	16	3	0	5	9	5	19	0	0	.361	.618	.979	1
Rogers, Joe		1	0	0	0	0	0	0	0	0	0	0	0			.000	0
Roney, Bradley		1	0	0	0	0	0	0	0	0	0	0	0			.000	0
Santiago, Andres		1	0	0	0	0	0	0	0	0	0	0	0			.000	0
Scivique, Kade	.189	11	37	3	7	1	0	1	4	2	6	0	0	.250	.297	.547	1
Sobotka, Chad		2	0	0	0	0	0	0	0	0	0	0	0			.000	0
Soroka, Mike	.000	5	8	0	0	0	0	0	0	0	5	0	0	.000	.000	.000	0
Toussaint, Touki	.000	2	4	0	0	0	0	0	1	2	3	0	0	.333	.000	.333	0
Valenzuela, Luis	.172	8	29	2	5	1	1	0	1	1	6	0	1	.200	.276	.476	0
Watts, Devan		6	0	0	0	0	0	0	0	0	0	0	0			.000	0
Webb, Jacob		5	0	0	0	0	0	0	0	0	0	0	0			.000	0
Withrow, Matt		1	0	0	0	0	0	0	0	0	0	0	0			.000	0
Team Total	.219	25	803	69	176	22	5	17	61	71	219	6	9	.286	.323	.608	6

PITCHERS	W-L	ERA	G	GS	CG	SHO	SV	IP	H	R	ER	HR	HB	BB	SO	WHIP	AVG
Allard, Kolby	1-3	3.54	5	5	0	0	0	28.0	28	11	11	3	0	9	26	1.32	.262
Biddle, Jesse	1-0	1.35	4	0	0	0	0	6.2	6	1	1	0	0	3	9	1.35	.240
Brothers, Rex	0-0	4.50	4	0	0	0	0	4.0	4	2	2	0	0	1	6	1.25	.250
Cabrera, Mauricio	0-0	0.00	4	0	0	0	0	4.0	0	1	0	0	0	5	5	1.25	.000
Clouse, Corbin	1-2	4.50	5	0	0	0	0	6.0	6	4	3	0	0	4	6	1.67	.273
Fried, Max	0-2	6.94	2	2	0	0	0	11.2	9	9	9	1	0	8	11	1.46	.214
Gohara, Luiz	0-1	4.50	2	2	0	0	0	10.0	10	5	5	0	0	5	7	1.50	.256
Graham, Josh	0-0	1.59	4	0	0	0	1	5.2	3	1	1	0	0	5	3	1.41	.150
Hursh, Jason	0-0	0.00	3	0	0	0	2	4.0	1	0	0	0	0	0	2	0.25	.091
Mader, Michael	0-1	6.17	6	1	0	0	1	11.2	14	8	8	1	0	11	14	2.14	.318
Parsons, Wes	t1-0	2.49	4	3	0	0	0	21.2	11	6	6	2	1	6	21	0.78	.151
Pfeifer, Philip	0-0	0.00	4	0	0	0	1	5.2	1	0	0	0	0	6	9	1.24	.056
Phillips, Evan	0-0	0.00	2	0	0	0	0	3.2	2	0	0	0	0	2	6	1.09	.154
Pike, Tyler	0-2	3.00	3	3	0	0	0	15.0	11	7	5	0	1	13	22	1.60	.204
Reynolds, Danny	0-0	3.00	8	0	0	0	0	9.0	9	3	3	0	0	7	6	1.78	.257
Rogers, Joe	0-1	27.00	1	0	0	0	0	.1	1	1	1	0	0	1	0	6.00	.500
Roney, Bradley	1-0	18.00	1	0	0	0	0	1.0	2	2	2	0	0	2	2	4.00	.500
Santiago, Andres	0-1	9.82	1	1	0	0	0	3.2	6	4	4	0	1	5	3	3.00	.375
Sobotka, Chad	0-0	18.00	2	0	0	0	0	2.0	3	4	4	0	1	2	0	2.50	.375
Soroka, Mike	2-1	1.72	5	5	0	0	0	31.1	28	8	6	1	1	6	25	1.09	.239
Toussaint, Touki	1-1	2.84	2	2	0	0	0	12.2	7	4	4	0	0	7	13	1.11	.163
Watts, Devan	0-0	5.14	6	0	0	0	1	7.0	7	5	4	0	1	4	6	1.57	.269
Webb, Jacob	1-1	2.70	5	0	0	0	0	6.2	4	2	2	0	0	4	7	1.20	.182
Withrow, Matt	0-0	5.40	1	1	0	0	0	5.0	6	3	3	1	0	1	4	1.40	.316
Team Total	9-16	3.49	25	25	0	4	6	216.1	179	91	84	9	6	117	213	1.37	.227

# 2017 BRAVES VS TENNESSEE

BATTERS	AVG	G	AB	R	H	2B	3B	HR	RBI	BB	SO	SB	CS	OBP	SLG	OPS	HBP
Allard, Kolby	.250	2	4	0	1	0	0	0	0	0	2	0	0	.250	.250	.500	0
Araiza, Armando	.214	4	14	4	3	1	0	1	2	1	3	0	0	.267	.500	.767	0
Biddle, Jesse	.000	2	1	1	0	0	0	0	0	0	0	0	0	.000	.000	.000	0
Curcio, Keith	.171	10	35	7	6	2	0	0	2	4	5	1	2	.256	.229	.485	0
Demeritte, Travis	.378	10	37	10	14	6	0	0	9	4	6	1	1	.439	.541	.980	0
Franco, Carlos	.297	10	37	4	11	3	0	3	12	2	12	0	0	.350	.622	.972	1
Fried, Max	.333	2	3	0	1	0	0	0	0	0	0	0	0	.333	.333	.667	0
Gaylor, Stephen	.000	3	5	1	0	0	0	0	0	1	0	1	0	.167	.000	.167	0
Harper, Reed	.091	3	11	0	1	0	0	0	0	0	3	0	0	.091	.091	.182	0
James, Jared	.269	10	26	3	7	2	0	1	5	2	5	0	1	.310	.462	.772	0
Lien, Connor	.300	10	30	6	9	3	1	2	6	3	9	2	0	.400	.667	1.067	2
Mader, Michael		3	0	0	0	0	0	0	0	0	0	0	0			.000	0
Meneses, Joey	.444	7	18	2	8	1	0	1	2	2	4	0	0	.476	.667	1.143	0
Moore, Dylan	.120	8	25	3	3	2	0	0	5	3	6	2	0	.241	.200	.441	1
Morris, Akeel		2	0	0	0	0	0	0	0	0	0	0	0			.000	
Parsons, Wes		1	0	1	0	0	0	0	0	1	0	0	0	1.000		1.000	0
Pfeifer, Philip		1	0	0	0	0	0	0	0	0	0	0	0			.000	0
Phillips, Evan		3	0	0	0	0	0	0	0	0	0	0	0			.000	0
Reynolds, Danny	.000	2	1	0	0	0	0	0	0	0	0	0	0	.000	.000	.000	0
Rogers, Joe		2	0	0	0	0	0	0	0	0	0	0	0			.000	0
Roney, Bradley		1	0	0	0	0	0	0	0	0	0	0	0			.000	0
Scivique, Kade	.375	7	24	4	9	0	0	1	2	1	4	0	0	.400	.500	.900	0
Sobotka, Chad		2	0	0	0	0	0	0	0	0	0	0	0			.000	0
Soroka, Mike	.250	2	4	0	1	0	0	0	0	0	2	0	0	.250	.250	.500	0
Valenzuela, Luis	.231	8	26	4	6	2	0	0	1	1	5	1	2	.259	.308	.567	0
Walker, Adam Brett	.200	5	15	2	3	1	0	1	4	1	5	0	0	.222	.467	.689	0
Weigel, Patrick	.000	2	3	0	0	0	0	0	0	0	2	0	0	.000	.000	.000	0
Withrow, Matt	.000	2	3	0	0	0	0	0	0	1	1	0	0	.250	.000	.250	0
Team Total	.258	10	322	52	83	23	1	10	50	27	74	8	6	.319	.429	.748	4

PITCHERS	W-L	ERA	G	GS	CG	SHO	SV	IP	H	R	ER	HR	HB	BB	SO	WHIP	AVG
Allard, Kolby	1-0	1.64	2	2	0	0	0	11.0	7	4	2	1	0	4	6	1.00	.171
Biddle, Jesse	0-0	2.70	2	0	0	0	0	3.1	3	1	1	0	1	2	3	1.50	.231
Fried, Max	0-1	6.30	2	2	0	0	0	10.0	9	7	7	2	2	5	10	1.40	.237
Mader, Michael	2-0	1.80	3	0	0	0	0	5.0	3	1	1	0	0	3	4	1.20	.176
Morris, Akeel	0-0	0.00	2	0	0	0	2	2.1	0	0	0	0	0	0	2	0.00	.000
Parsons, Wes	0-0	0.00	1	0	0	0	1	3.0	2	1	0	0	0	1	0	1.00	.200
Pfeifer, Philip	0-1	21.60	1	0	0	0	0	1.2	2	4	4	0	1	2	2	2.40	.333
Phillips, Evan	0-1	19.64	3	0	0	0	1	3.2	8	8	8	2	1	1	2	2.45	.471
Reynolds, Danny	0-1	6.00	2	0	0	0	0	3.0	4	2	2	0	0	3	1	2.33	.308
Rogers, Joe	0-0	9.00	2	0	0	0	0	2.0	3	2	2	0	0	2	1	2.50	.375
Roney, Bradley	0-0	0.00	1	0	0	0	0	2.1	2	0	0	0	0	0	2	0.86	.222
Sobotka, Chad	0-1	4.15	2	0	0	0	0	4.1	4	2	2	1	0	3	6	1.62	.235
Soroka, Mike	1-0	3.65	2	2	0	0	0	12.1	12	5	5	2	1	0	13	0.97	.255
Weigel, Patrick	0-0	3.60	2	2	0	0	0	10.0	9	4	4	0	0	3	9	1.20	.243
Withrow, Matt	1-0	2.45	2	2	0	0	0	11.0	7	3	3	3	0	2	8	0.82	.179
Team Total	5-5	4.34	10	10	0	0	4	85.0	75	44	41	11	6	31	69	1.25	.235

## 2017 LEAGUE LEADERS

<b>BATTERS</b>	<b>Club</b>	<b>AVG</b>	<b>G</b>	<b>AB</b>	<b>R</b>	<b>H</b>	<b>HR</b>	<b>RBI</b>
Lee, Braxton	JAX	.309	127	476	81	147	3	37
Rodriguez, Jonathan	CHA	.309	119	434	87	134	21	76
Corcino, Edgar	CHA	.302	102	401	54	121	6	50
Williams, Justin	MTG	.301	96	366	53	110	14	72
Wade, LaMonte	CHA	.292	117	424	74	124	7	67
Reyes, Victor	JXN	.292	126	479	59	140	4	51
<b>Meneses, Joey</b>	<b>MIS</b>	<b>.292</b>	<b>108</b>	<b>360</b>	<b>44</b>	<b>105</b>	<b>9</b>	<b>45</b>
Norwood, John	JAX	.285	135	473	68	135	19	62
Vidal, David	JAX	.285	107	376	53	107	10	41
McCarthy, Joe	MTG	.284	127	454	76	129	7	56

**Home Runs**

Cron, Kevin	JXN	25
Rodriguez, Jonathan	CHA	21
Vosler, Jason	TNS	21
Norwood, John	JAX	19
2 others tied at 17.		

**On-Base Percentage**

Rodriguez, Jonathan	CHA	.414
McCarthy, Joe	MTG	.409
Wade, LaMonte	CHA	.397
Lee, Braxton	JAX	.395
Burks, Charcer	TNS	.370

**RBI**

Cron, Kevin	JXN	91
Vosler, Jason	TNS	81
Houchins, Zach	MOB	77
Rodriguez, Jonathan	CHA	76
Balaguert, Yasiel	TNS	75

**Slugging Percentage**

Rodriguez, Jonathan	CHA	.525
Cron, Kevin	JXN	.497
Williams, Justin	MTG	.489
White, T.J.	CHA	.484
Norwood, John	JAX	.459

**Stolen Bases**

Davis, Johnny	BLX	52
Dubon, Mauricio	BLX	31
Gotta, Cade	MTG	31
Hermosillo, Michael	MOB	21
3 others tied at 20.		

**Extra-Base Hits**

Cron, Kevin	JXN	60
Rodriguez, Jonathan	CHA	52
Kay, Grant	MTG	48
Bote, David	TNS	47
3 others tied at 46.		

**Hits**

Lee, Braxton	JAX	147
Cron, Kevin	JXN	146
Gordon, Nick	CHA	140
Reyes, Victor	JXN	140
Guerrero, Gabriel	PNS	137

**Runs Scored**

Rodriguez, Jonathan	CHA	87
Lee, Braxton	JAX	81
Gordon, Nick	CHA	80
Cron, Kevin	JXN	76
McCarthy, Joe	MTG	76

**Doubles**

Kay, Grant	MTG	36
Cron, Kevin	JXN	35
McCarthy, Joe	MTG	31
Rodriguez, Jonathan	CHA	31
Bote, David	TNS	30

**Triples**

Gordon, Nick	CHA	8
McCarthy, Joe	MTG	8
7 others tied at 6.		

# 2017 LEAGUE LEADERS

PITCHERS	Club	W-L	ERA	IP	H	BB	SO
Long, Grayson	MOB	8-6	2.52	121.2	100	38	111
<b>Soroka, Mike</b>	<b>MIS</b>	<b>11-8</b>	<b>2.75</b>	<b>153.2</b>	<b>133</b>	<b>34</b>	<b>125</b>
McGuire, Deck	PNS	9-9	2.79	168.0	125	57	170
Kopech, Michael	BIR	8-7	2.87	119.1	77	60	155
Mazza, Chris	JAX	4-7	3.01	146.2	138	41	93
Mujica, Jose	MTG	13-8	3.03	154.1	128	44	86
Wilkerson, Aaron	BLX	11-4	3.16	142.1	117	36	143
<b>Allard, Kolby</b>	<b>MIS</b>	<b>8-11</b>	<b>3.18</b>	<b>150.0</b>	<b>146</b>	<b>45</b>	<b>129</b>
Tomshaw, Matt	JAX	13-6	3.48	163.0	170	36	114
Hedges, Zach	TNS	9-9	3.49	129.0	143	30	71

## Wins

Mujica, Jose	MTG	13	Innings Pitched			168.0
Tomshaw, Matt	JAX	13	McGuire, Deck	PNS		163.0
Underwood Jr., Duane	TNS	13	Tomshaw, Matt	JAX		154.1
3 others tied at 11.			Mujica, Jose	MTG		152.2
			<b>Soroka, Mike</b>	<b>MIS</b>		
			Adams, Spencer	BIR		

## Saves

Ramsey, Matt	BLX	27	Losses			
Moya, Gabriel	CHA	24	Adams, Spencer	BIR		15
Herget, Jimmy	PNS	16	Guerrero, Jordan	BIR		12
Winkler, Kyle	MTG	14	<b>Allard, Kolby</b>	<b>MIS</b>		<b>11</b>
Curtiss, John	CHA	13	<b>Fried, Max</b>	<b>MIS</b>		<b>11</b>
			3 others tied at 10.			

## Strikeouts

McGuire, Deck	PNS	170	Walks			
Kopech, Michael	BIR	155	<b>Pike, Tyler</b>	<b>MIS</b>		<b>63</b>
Wilkerson, Aaron	BLX	143	Kopech, Michael	BIR		60
Guerrero, Jordan	BIR	136	Young, Alex	JXN		58
Allard, Kolby	MIS	129	Keller, Brad	JXN		57
			McGuire, Deck	PNS		57

## Games

Bird, Kyle	MTG	53	Home Runs Allowed			
Harrison, Jordan	MTG	53	Adams, Spencer	BIR		19
Nakaushiro, Yuhei	JXN	48	Mujica, Jose	MTG		18
Ramirez, Nick	BLX	48	Gunkel, Joe	JAX		17
Ramsey, Matt	BLX	48	3 others tied at 15.			

## Complete Games

6 others tied at 2.			Shutouts			
			Wilkerson, Aaron	BLX		2
			16 others tied at 1.			



## 2017 LEAGUE LEADERS

TEAM BATTING	AVG	G	AB	R	H	2B	3B	HR	RBI	SAC	SF	HBP	BB	SO	SB	CS
Jackson	.265	140	4694	626	1246	280	26	118	584	32	52	54	471	1037	69	33
Montgomery	.263	140	4729	647	1245	270	43	84	588	30	50	49	522	1083	159	67
Chattanooga	.255	140	4659	659	1190	242	32	90	615	16	57	74	610	1171	67	33
Mobile	.244	139	4515	532	1102	196	22	72	482	42	41	66	477	1009	136	85
Tennessee	.244	138	4438	549	1081	211	21	114	497	33	29	76	439	1088	44	37
Jacksonville	.242	140	4438	510	1076	197	34	86	470	67	32	55	476	1152	59	25
Biloxi	.235	137	4490	507	1056	211	20	96	470	35	27	73	391	1110	142	56
Mississippi	.233	138	4517	498	1052	191	27	98	462	48	35	49	405	1170	70	47
Birmingham	.232	138	4455	463	1034	188	20	96	428	43	31	46	424	1138	63	37
Pensacola	.229	140	4485	502	1029	222	26	82	462	36	27	49	485	1116	78	37

TEAM PITCHING	W-L	ERA	G	GS	CG	SHO	SV	IP	H	R	ER	HR	HB	BB	SO	WP
Chattanooga	91-49	3.09	140	140	2	15	46	1248.0	1095	482	429	75	60	469	1157	72
Pensacola	74-66	3.14	140	140	4	13	45	1215.1	1057	468	424	88	57	438	1175	68
Biloxi	71-66	3.19	137	137	5	14	43	1208.1	1036	496	428	84	51	462	1198	102
Mississippi	58-80	3.56	138	138	5	10	32	1215.2	1066	559	481	77	52	562	1196	96
Jacksonville	69-71	3.69	140	140	3	14	32	1185.1	1148	551	486	107	58	375	993	75
Montgomery	76-64	3.74	140	140	1	10	37	1233.2	1116	586	513	123	67	518	1057	91
Mobile	64-75	3.76	139	139	2	12	28	1222.0	1109	561	510	129	66	456	1053	95
Tennessee	68-70	3.81	138	138	3	8	28	1187.1	1123	565	503	92	66	435	974	69
Jackson	71-69	3.85	140	140	1	16	38	1222.1	1172	602	523	81	55	506	1130	73
Birmingham	53-85	4.13	138	138	5	5	37	1193.1	1189	623	547	80	59	479	1141	91

TEAM FIELDING	PCT	G	PO	A	E	TC	DP	PB
Pensacola	.985	140	3646	1267	77	4990	123	16
Chattanooga	.983	140	3744	1346	90	5180	113	18
Tennessee	.982	138	3562	1310	91	4963	116	15
Mobile	.981	139	3666	1293	97	5056	115	15
Jacksonville	.980	140	3556	1339	98	4993	116	14
Jackson	.978	140	3667	1301	111	5079	119	29
Mississippi	.978	138	3647	1315	111	5073	125	15
Montgomery	.978	140	3701	1334	113	5148	129	27
Biloxi	.976	137	3625	1286	119	5030	119	15
Birmingham	.976	138	3580	1361	123	5064	110	16

ATTENDANCE REPORT	Openings	Openings Lost	Total	Average
Birmingham Barons	66	4	391,725	5,935
Jacksonville Jumbo Shrimp	63	7	325,743	5,171
Tennessee Smokies	63	6	313,796	4,981
Pensacola Blue Wahoos	69	1	298,108	4,320
Montgomery Biscuits	67	3	228,376	3,409
Chattanooga Lookouts	66	4	209,948	3,181
Mississippi Braves	66	4	190,645	2,889
Biloxi Shuckers	65	5	167,151	2,572
Jackson Generals	68	2	120,695	1,775
Mobile BayBears	62	8	92,898	1,498

# 2017 ALL-STARS

## Mid-Season All-Stars

### North Division

Position	Player	Team
P	Taylor Clarke	Jackson
P	Trevor Clifton	Tennessee
P	John Curtiss	Chattanooga
P	Mike Franco	Montgomery
P	Jordan Guerrero	Birmingham
P	Michael Kopech	Birmingham
P	Joey Krehbiel	Jackson
P	Gabriel Moya	Jackson
P	Jose Mujica	Montgomery
P	Fernando Romero	Chattanooga
P	Daury Torrez	Tennessee
P	Jen-Ho Tseng	Tennessee
C	Justin O'Conner	Montgomery
C	Ian Rice	Tennessee
1B	Kevin Cron	Jackson
2B	Colin Walsh	Jackson
3B	Jason Vosler	Tennessee
SS	Nick Gordon	Chattanooga
OF	Charcer Burks	Tennessee
OF	Edgar Corcino	Chattanooga
OF	Cade Gotta	Montgomery
OF	Braxton Lee	Montgomery
OF	LaMonte Wade	Chattanooga
DH	Rudy Flores	Jackson
INF	David Bote	Tennessee

### South Division

Position	Player	Team
P	Kolby Allard	Mississippi
P	Jimmy Herget	Pensacola
P	Ariel Hernandez	Pensacola
P	Mike Kickham	Jacksonville
P	Grayson Long	Mobile
P	Deck McGuire	Pensacola
P	Tyler Mahle	Pensacola
P	Matt Ramsey	Biloxi
P	Mike Soroka	Mississippi
P	Matt Tomshaw	Jacksonville
P	Angel Ventura	Biloxi
P	Aaron Wilkerson	Biloxi
C	Kade Scivicque	Mississippi
C	Wade Wass	Mobile
1B	Dustin DeMuth	Biloxi
2B	Travis Demeritte	Mississippi
3B	Brian Anderson	Jacksonville
SS	Mauricio Dubon	Biloxi
OF	Ronald Acuña	Mississippi
OF	Forrestt Allday	Mobile
OF	Gabriel Guerrero	Pensacola
OF	Joey Meneses	Mississippi
OF	John Norwood	Jacksonville
DH	Luis Valenzuela	Mississippi
INF	Josh VanMeter	Pensacola

# 2017 ALL-STARS & AWARDS

## Post-Season All-Star Team

Position	Player	Team
1B	Kevin Cron	Jackson
2B	David Bote	Tennessee
SS	Nick Gordon	Chattanooga
3B	Jason Vosler	Tennessee
C	Nick Ciuffo	Montgomery
DH	Jonathan Rodriguez	Chattanooga
OF	Edgar Corcino	Chattanooga
OF	Braxton Lee	MTG/JAX
OF	Joe McCarthy	Montgomery
OF	Justin Williams	Montgomery
LHP	Kolby Allard	Mississippi
RHP	Michael Kopech	Birmingham
Relief	Gabriel Moya	JXN/CHA
Utility	Zach Houchins	Mobile
Best Hustler	Johnny Davis	Biloxi

## 2017 Southern League Award Winners

Award	Winner	Team
SL Most Valuable Player	Kevin Cron	Jackson
SL Batting Champion	Braxton Lee	Montgomery/Jacksonville
SL ERA Title	Grayson Long	Mobile
SL Manager of the Year	Jake Mauer	Chattanooga
SL Most Outstanding Pitcher	Michael Kopech	Birmingham
SL Trainer of the Year	Tyler Moos	Pensacola
SL Groundskeeper of the Year	Ray Sayre	Pensacola
SL Radio Broadcaster of the Year	Chris Harris	Biloxi
SL Best Clubhouse Attendant	Shawn Jenkins	Tennessee
SL Batboy of the Year	Wesley Sullivan	Mobile
SL Jimmy Bragan Executive of the Year	Harold Crow	Jacksonville
SL Woman of Excellence	Donna Kirby	Pensacola
SL Outstanding Employee of the Year	Ari Rosenbaum	Mobile
SL Sports Media Award	Bill Vilona, Pensacola News Journal	
SL Patriot Award	Montgomery	
SL Don Mincher Organization of the Year	Jacksonville	
SL Promotional Trophy	Jacksonville	
SL Community Service Award	Pensacola	

# MISSISSIPPI BRAVES HISTORY



# HISTORIC M-BRAVES MILESTONES

## May 11, 2004: Ground Breaking Ceremony

The Ground Breaking Ceremony on May 11, 2004, made the move to Mississippi official. Dignitaries from Mississippi, Atlanta and Greenville, including Governor Haley Barbour, Atlanta Braves Executive Vice President Mike Plant and M-Braves General Manager Steve DeSalvo, were on hand as construction of the home of the M-Braves got underway.

## April 7, 2005: Opening Day

After two Southern League Championships throughout its 20-plus year history in Greenville, SC, the Atlanta Braves decided to move the AA franchise to Pearl, MS. The M-Braves played its first game at Montgomery Riverwalk Stadium on April 7, 2005. The M-Braves lineup featured future big-leaguers Jeff Francoeur, Brian McCann, Scott Thorman, Gregor Blanco, Luis Hernandez and Anthony Lerew. Francoeur & McCann both homered in their first AA game, but the Braves lost to Montgomery 9-8.

## April 12, 2005: First Win

The Mississippi Braves defeated the West Tennessee Diamond Jaxx 7-4 in game two of a doubleheader on April 12, 2005, to claim the first win in M-Braves history. A five-run sixth inning highlighted by Derrick Gibson's two-run single gave the M-Braves the win.

## April 18, 2005: Home Opener

Construction on Trustmark Park began in May of 2004 and the gates opened for fans for the first time on April 18, 2005. 7,062 fans filed into Trustmark Park to watch the hometown Mississippi Braves take on the Montgomery Biscuits. Despite holding a 4-2 lead after three innings, the M-Braves fell to Delmon Young and the Biscuits, 11-6.

## June 7, 2005: McCann to the Majors

On June 7, 2005, Brian McCann became the first Mississippi Braves player promoted directly to Atlanta. He was one of five M-Braves promoted directly to Atlanta in 2005 and one of 10 total players that made their big league debuts that year.

## July 7, 2005: Francoeur to Atlanta

One month after childhood friend Brian McCann got the call, Jeff Francoeur was promoted to the Atlanta Braves where he homered in his first big league game. He was one of five M-Braves promoted directly to Atlanta in 2005 and one of 10 total players that made their big league debuts that year.

## November 16, 2005: Blauser Named Manager

Former big leaguer and Atlanta Braves fan-favorite Jeff Blauser was named Manager of the Mississippi Braves on November 16, 2005. Blauser compiled a record of 58-80 in his lone season at the helm of the M-Braves.

## August 11 & 12, 2006: Chipper Jones Rehab Appearances

Atlanta Braves legend Chipper Jones played at Trustmark Park on consecutive days in August of 2006. Jones was coming off of the disabled list and needed a couple of games to get his timing worked out and chose to complete his rehab assignment with the AA Braves. With Jones manning third base, 7,577 fans saw the future Hall-of-Famer in Mississippi. That set a new M-Braves record for attendance only to be broken the next night as 7,652 fans came out to see Jones. While the M-Braves went 1-1 with Jones in the lineup, he went 1-6 at the plate with a run scored.

## October 17, 2006: Wellman Named Manager

After serving as the AA hitting coach for three years, Phillip Wellman was named the Mississippi Braves' third manager in as many seasons on October 17, 2006. Wellman led the M-Braves to its first playoff appearance in 2007 and its first Southern League Championship in 2008. In four years as the M-Braves Manager, Wellman compiled a record of 268-285.

## May 1, 2007: Nine Stolen Bases

The Mississippi Braves defeated the Mobile BayBears 9-8 in front of 5,321 fans at Hank Aaron Stadium. The Braves stole a team-record nine bases in that game. Mike Rozema stole second twice, Josh Burrus stole second once, Matt Esquivel stole second twice, Van Pope stole second twice and third once, and Jarrod Saltalamacchia stole third once.

## June 17, 2007: M-Braves Win First Half

On the last day of the first half of the 2007 season, the M-Braves defeated Mobile 5-2 to clinch the first playoff berth in team history. The M-Braves held a six-game lead in the standings with eight games to play, but lost six straight games putting their playoff future in doubt. The Braves rallied to defeat the BayBears on consecutive days and win the Southern League South First Half Championship by one game over the Jacksonville Suns.

## July 9, 2007: Southern League All-Star Game

On July 9, 2007, Trustmark Park played host to the Trustmark Bank 2007 Southern League All-Star game. The M-Braves were well represented as the Mississippi coaching staff led the South Division All-Stars, which also included 10 M-Braves. Birmingham's Thomas Collaro won the Home Run Derby and the North All-Stars won the game, 7-4.

## September 7, 2007: First Playoff Win

With the Braves trailing in the series, 1-0, and the score tied at three in game two of the SLDS, Mississippi plated five runs in the bottom of the eighth inning to defeat the Montgomery Biscuits and secure the first playoff win in team history. The M-Braves were overmatched by a more talented Biscuits



# HISTORIC M-BRAVES MILESTONES

squad, but fought hard before losing the series, three-games-to-one.

## **June 25, 2008: Hanson's No-Hitter**

Tommy Hanson threw the first no-hitter in Mississippi Braves history on June 25, 2008. Hanson struck out a career-high and team record 14 batters as the M-Braves defeated the Birmingham Barons, 6-0. It was only the second nine-inning complete game by an M-Braves starter and the first complete-game shutout.

## **July 24-27, 2008: Young's Hitting Streak**

Matt Young set a new Southern League record by getting a hit in 11 consecutive at-bats from July 24-27, 2008. He also set a record by reaching base in 16 consecutive plate appearances. Young broke the record, previously held by two Jacksonville players from the 70's, with a 4-5 night at the plate in the Braves 9-0 win over Chattanooga. On July 24, Young went 1-4 then followed that with 4-4, 2-2, and 4-5 nights at the plate.

## **August 9, 2008: Tom Glavine Rehab Appearance**

300-game winner and Braves Hall-of-Famer Tom Glavine joined the M-Braves on August 9, 2008. Glavine faced off against the Mobile BayBears and gave up three runs on four hits in five innings of work. The always gracious Glavine hung around Trustmark Park and signed autographs for fans for over an hour following his outing.

## **August 27, 2008: M-Braves Win Second Half**

The M-Braves defeated the Mobile BayBears 7-2 on August 27, 2008, and the Montgomery Biscuits lost to West Tennessee that night, 8-1. The Braves win combined with the Biscuits loss clinched the Southern League South's second-half title and gave the M-Braves its second playoff appearance in as many seasons.

## **September 13, 2008: Southern League Championship**

The M-Braves captured its first Southern League Championship on September 13, 2008. The M-Braves swept Birmingham three-games-to-none in the SLDS and defeated the Carolina Mudcats three-games-to-two in the best of five SLCS. The Braves won five one-run and four extra-inning games in the playoffs. Kala Ka'aihue was named the SLCS MVP after hitting .429 with a double, three homers, six RBI and five runs scored.

## **April 12, 2009: Glavine Rehabs Again**

Atlanta Braves Hall-of-Famer Tom Glavine made another rehab appearance with the M-Braves on April 12, 2009. Glavine gave up one earned run on three hits and a walk in two innings of work as the M-Braves defeated the Carolina Mudcats 7-4.

## **May 1, 2009: 1 Millionth Fan**

With 3,022 fans at Trustmark Park Friday, May 1, 2009 the Mississippi Braves eclipsed the 1,000,000 fan mark. Abigail Giddens, a 10-year old from Jackson, MS, was the Braves' 1,000,000th fan, and she was showered with Braves gifts Friday night.

## **June 1, 2009: Longest Game in M-Braves History**

The M-Braves played the longest game (16 innings) in its team history on June 1, 2009, when the Braves defeated West Tennessee 5-4 at Trustmark Park. Mississippi plated three runs in the bottom of the ninth to tie the game at 3-all. The Diamond Jaxx took a 4-3 lead in the top of the 11th frame, but the home team responded with a run in the bottom half of the inning to make it 4-4. With the bases loaded, Concepcion Rodriguez was hit by a pitch to bring home the winning run.

## **July 4, 2009: Heyward Promoted to Mississippi**

Jason Heyward was promoted to AA Mississippi from High-A Myrtle Beach on July 4, 2009. Heyward was named by Baseball America as the 2009 Minor League Player of the Year after hitting .323 with 17 home runs and 63 RBIs in three minor league stops. He entered the 2010 season ranked as the #1 overall prospect by Baseball America, MLB.com, and ESPN.com, and debuted with Atlanta on opening day, April 5, 2010.

## **May 8, 2010: Shortest Game in Team History**

The M-Braves broke their previous record for the shortest game in team history by one minute on May 8, 2010. Mississippi defeated Birmingham 1-0 at Trustmark Park in just one hour and 57 minutes. The previous record was one hour and 58 minutes on September 2, 2006, against the Montgomery Biscuits.

## **June 17, 2010: Breaking Team Highs**

Mississippi broke several team records in route to a 17-8 victory over Carolina at Five County Stadium on June 17, 2010. The Braves' 17 runs broke the previous record of 14, which occurred twice and last happened on May 25, 2007, against Montgomery. Those 17 runs came via 21 total hits for the M-Braves. The previous high of 18 hits in a game occurred four times with the last time on August 18, 2008, at Carolina. The Mudcats added 14 hits to the M-Braves' 21, pushing the total for both clubs to 35 and breaking the previous record of 34 hits at Chattanooga on August 11, 2005. With eight doubles in the contest, the M-Braves also broke its previous record for most doubles (7 on May 5, 2006 at MTG).

## **August 2, 2010: Teheran, Harris No-Hit BayBears**

19-year-old Julio Teheran, in his second AA start, and Tyrelle Harris, in his first AA appearance, combined to toss a no-hitter against the Mobile BayBears as the M-Braves claimed a 2-0



# HISTORTIC M-BRAVES MILESTONES

shutout victory. Teheran, who threw 95 pitches on the night, walked three while fanning seven in 5.2 innings of work. Harris worked 3.1 innings of relief, walking one and fanning six, to notch his first save with the M-Braves. The no-hitter was the second in M-Braves history after Tommy Hanson tossed a complete game no-hitter on July 25, 2008.

## **November 18, 2010: Wheeler Named Manager**

Ralph "Rocket" Wheeler became the fourth manager in M-Braves history when the 2011 field staff was announced on November 18, 2010. Wheeler returned to the Southern League where he managed Tennessee (2000-02) prior to leading Myrtle Beach, the Braves' High-A affiliate, for five seasons (2006-10) and Low-A Rome for three seasons (2003-05).

## **June 17, 2011: Delgado Summoned to Atlanta**

M-Braves RHP Randall Delgado was promoted to the Atlanta Braves on June 17, 2011, where he made his MLB debut against the Texas Rangers at Turner Field. With the promotion, the 21-year-old Delgado became the 11th M-Brave and the first since September 2007 to receive a promotion directly from Double-A to the show.

## **July 5, 2011: Pastornicky Completes the Cycle**

With an eighth-inning triple to right-center, shortstop Tyler Pastornicky became the first player in M-Braves history to hit for the cycle. After fanning in his first at bat, Pastornicky launched a homer to left in the third, singled in the fourth and doubled in the fifth. He lined out in the seventh before the history-making triple.

## **August 16, 2011: Mejia Sets Single-Season HR Record**

Ernesto Mejia launched a two-out, three-run home run in the bottom of the fifth to give the M-Braves a 3-2 lead en route to a 5-4 victory over the Huntsville Stars. Mejia's 20th blast of the year went over the batter's eye at Trustmark Park, thus breaking Matt Esquivel's single-season HR record (19) from 2007.

## **September 3, 2011: Mejia Becomes M-Braves Career Home Run Leader**

With a two homer night on September 3, 2011, first baseman Ernesto Mejia became the M-Braves career home run leader with 25 home runs. He broke Matt Esquivel (2006-07) and Michael Rosamond's (2005-06) previous number of 24 career home runs. Mejia finished the season with 26 homers, raising the bar for both career and single-season records.

## **October 18, 2011: Holbert Becomes Fifth Manager**

Aaron Holbert was named the fifth manager in M-Braves history on October 18, 2011, taking the place of Rocket Wheeler,

who led the club during the 2011 season. Holbert joined the Atlanta Braves organization after spending four seasons as a manager in the Cleveland Indians farm system, including back-to-back playoff division series (2010-11) and ultimately claiming the 2011 Carolina League Southern Division crown. Holbert was also named by Baseball America as the best manager at the Advanced-A level in 2011.

## **May 31, 2012: Simmons Promoted to Atlanta**

Shortstop Andrelton Simmons was called up by the Atlanta Braves on May 31, 2012, becoming the 12th player in M-Braves history to be promoted directly to Atlanta from Mississippi. At that time, the Southern League All-Star had 10 stolen bases, nine doubles, three homers, and 21 RBI.

## **July 1, 2012: Sheets Signed by Atlanta, Assigned to AA**

Four-time Major League All-Star Ben Sheets was signed to a minor league contract by the Atlanta Braves and assigned to Double-A Mississippi on July 1, 2012. He made two starts for the M-Braves at Trustmark Park before joining the big league club in Atlanta.

## **August 6, 2012: Franchise Win No. 500**

With a 2-1 victory over the Chattanooga Lookouts on August 6, 2012, Mississippi picked up its 500th victory since making the move from Greenville, SC, to Pearl, MS, in 2005. Mississippi entered the 2012 season with 451 franchise wins.

## **September 6, 2012: Moran Claims ERA Title**

RHP Gary Moran claimed the Southern League ERA Title, posting a 2.91 ERA in 29 games with the M-Braves. Moran began the season in the M-Braves bullpen where he made five appearances before moving into the starting rotation. With the title, Moran became the first Brave since 1978 (Savannah) to win the ERA Title. He finished the season with 10 consecutive quality starts.

## **March 30, 2013: Atlanta Braves at Trustmark Park**

The Atlanta Braves played an exhibition game at Trustmark Park in front of a record crowd of 8,217. At the time, it was the largest crowd in park history. The game sold out in less than 48 hours. The A-Braves defeated the Braves Future Stars, managed by Braves Hall of Famer Bobby Cox, 10-0 in the historical contest.

## **May 30, 2013: Wood Promoted to Atlanta**

LHP Alex Wood was called up to the show becoming the 13th player in M-Braves history to receive a promotion directly to Atlanta from Mississippi. Wood was 4-2 with a 1.26 ERA in 10 starts for the M-Braves. He also worked 19.1 consecutive innings without allowing a run.

# HISTORIC M-BRAVES MILESTONES

## September 2, 2013: M-Braves Claim Wild Card Spot

The M-Braves defeated the Jacksonville Suns on the road in extra innings to claim the wild card spot in the Southern League Playoffs. It was the M-Braves first playoff appearance since the 2008 championship season. The Mobile BayBears defeated the M-Braves three-games-to-one to advance to the SLCS against Birmingham.

## May 26, 2014: 2 Millionth Fan

With a crowd of 2,597 at Trustmark Park, the M-Braves welcomed fan number 2,000,000. Holly Hicks was showered with lots of Braves gear including season tickets, jerseys and other autographed memorabilia.

## May 31, 2014: Florida Georgia Line Concert

Trustmark Park hosted its first major concert, Florida Georgia Line's 'This is How We Roll Summer Series Tour,' on May 31. The ballpark tour featured Nelly & Chris Lane as opening acts and drew a record crowd of more than 14,000. It was the largest concert ever in Rankin County.

## September 1, 2014: Best Record

The M-Braves wrapped up the 2014 season with the best overall record in the Southern League but finished second in both halves of the season and missed the post-season. The Braves won 12 of their final 15 games while Jacksonville claimed 15 of their final 18 to win the second half title. The team's record (83-56) was the best in M-Braves history, and it was the fourth-best record in Double-A Braves franchise history (best since 1992).

## May 6-10, 2015: M-Braves Host Biloxi Series

The M-Braves and Biloxi Shuckers squared off against each other for the first time May 6-10 at Trustmark Park. The series was originally scheduled at Biloxi but was moved to Pearl due to MGM Park's construction delays. The Shuckers won the inaugural game 8-7 but the Braves took the series 3-games-to-2.

## December 16, 2015: Salazar Named Manager

Luis Salazar was named the sixth manager in M-Braves history on December 16, 2015, replacing Aaron Holbert who led the club from 2012 through 2015. Salazar joined the Braves organization in 2011 and managed the High-A club for five seasons at Lynchburg (2011-14) and Carolina (2015). A native of Venezuela, Salazar followed seven minor league playing seasons with 13 years in the big leagues.

## June 21, 2016: 2016 Southern League All-Star Game

The M-Braves hosted its second Southern League All-Star Game Tuesday, June 21, 2016. Trustmark's 2016 Southern League All-Star Game featured a pitcher's duel most of the

way, but the South Division ultimately defeated the North Division 5-1 at Trustmark Park thanks to Phillip Ervin's (PNS) grand slam. Ervin was also awarded the Top Star Award following the game.

## August 17, 2016: Swanson to the Majors

The Braves No. 1 prospect, Dansby Swanson, was promoted to the Atlanta Braves and made his Major League debut against the Twins. Swanson was the 20th M-Brave to receive a promotion directly to the big leagues from Pearl. He joined the M-Braves at the end of April and posted a .261 average in 84 games with the Double-A club.

## September 6, 2016: Albies wins SL Batting Title

The Braves No. 6 prospect Ozzie Albies was awarded the 2016 Southern League Batting Title with a batting average of .321. Between Triple-A Gwinnett and Double-A Mississippi, Albies posted a combined batting average of .292 with 33 doubles, 10 triples, six homers and 53 RBI.

## February 24, 2017: M-Braves unveil plans for new HD video board

The M-Braves unveiled plans to build a new HD video board at Trustmark Park prior to the start of the 2017 season. At 68' wide by 28' high (1,904 square feet), the state-of-the-art Panasonic HD video board is four times larger than the previous display and is the largest single display in the Southern League. The new video board was the largest capital expense improvement since the original construction of the stadium in 2005.

## December 15, 2017: Chris Maloney Named Manager

Jackson native Chris Maloney was named the seventh manager in M-Braves history, replacing Luis Salazar who led the club from 2016 through 2017. Maloney attended Jackson's St. Joseph High School and graduated from Mississippi State University in 1983. His father, J. Con Maloney, has owned minor-league clubs, including the Jackson Mets, Jackson (MS) Generals and Round Rock Express of Texas. Chris Maloney has managed 20 seasons in the minors (17 with the Cardinals) and ranks ninth among active minor league managers in wins with 1,350 entering the 2018 season.

## September 6, 2017: Acuña Named USA Today MiLB Player of the Year

On the year Ronald Acuña hit .325 with 21 homers and 44 stolen bases, a feat that hasn't been done in the Braves minor league system since Andruw Jones hit 34 and stole 30 bases in 1996. In 57 games for the M-Braves, the 19-year-old batted .326 with nine home runs, 30 RBI and 19 SB.



# YEARLY FINISHES

Team	Record	Finish	League	Year
Austin Braves			Texas League	1966
Austin Braves			Texas League	1967
Shreveport Braves			Texas League	1968
Shreveport Braves			Texas League	1969
Shreveport Braves			Texas League	1970
Savannah Braves	57-84	5th	Southern League	1971
Savannah Braves	80-59	2nd	Southern League	1972
Savannah Braves	71-68	3rd	Southern League	1973
Savannah Braves	73-65	4th	Southern League	1974
Savannah Braves	70-64	3rd	Southern League	1975
Savannah Braves	69-71	5th	Southern League	1976
Savannah Braves	77-63	3rd	Southern League	1977
Savannah Braves	72-72	4th	Southern League	1978
Savannah Braves	60-83	10th	Southern League	1979
*Savannah Braves	77-67	3rd	Southern League	1980
Savannah Braves	70-70	6th	Southern League	1981
Savannah Braves	69-75	8th	Southern League	1982
*Savannah Braves	81-64	3rd	Southern League	1983
*Greenville Braves	80-61	1st	Southern League	1984
Greenville Braves	70-74	7th	Southern League	1985
Greenville Braves	73-71	4th	Southern League	1986
Greenville Braves	70-74	5th	Southern League	1987
*Greenville Braves	87-57	1st	Southern League	1988
*Greenville Braves	70-69	4th	Southern League	1989
Greenville Braves	57-87	10th	Southern League	1990
*Greenville Braves	88-56	1st	Southern League	1991
<b>*Greenville Braves</b>	<b>100-43</b>	<b>1st</b>	<b>Southern League</b>	<b>1992</b>
*Greenville Braves	75-67	2nd	Southern League	1993
*Greenville Braves	73-63	3rd	Southern League	1994
Greenville Braves	59-83	9th	Southern League	1995
Greenville Braves	58-82	9th	Southern League	1996
<b>Greenville Braves</b>	<b>74-66</b>	<b>4th</b>	<b>Southern League</b>	<b>1997</b>
Greenville Braves	67-72	6th	Southern League	1998
Greenville Braves	58-82	10th	Southern League	1999
*Greenville Braves	68-71	6th	Southern League	2000
Greenville Braves	60-79	8th	Southern League	2001
Greenville Braves	65-69	7th	Southern League	2002
Greenville Braves	68-70	5th	Southern League	2003
Greenville Braves	63-76	9th	Southern League	2004

# YEARLY FINISHES

Team	Record	Finish	League	Year
Mississippi Braves	64-68	6th	Southern League	2005
Mississippi Braves	58-80	10th	Southern League	2006
**Mississippi Braves	67-72	6th	Southern League	2007
<b>#Mississippi Braves</b>	<b>73-66</b>	<b>3rd</b>	<b>Southern League</b>	<b>2008</b>
Mississippi Braves	65-73	5th	Southern League	2009
Mississippi Braves	63-74	8th	Southern League	2010
Mississippi Braves	61-79	9th	Southern League	2011
Mississippi Braves	62-77	10th	Southern League	2012
^Mississippi Braves	76-63	3rd	Southern League	2013
>Mississippi Braves	83-56	1st	Southern League	2014
Mississippi Braves	69-67	3rd	Southern League	2015
^Mississippi Braves	73-65	2nd	Southern League	2016
Mississippi Braves	58-80	9th		

**Bold** Won the Southern League Championship

\* Finished first in the Southern League Eastern Division during the regular season

\*\* Won the Southern League South First-Half Division Championship

# Won the Southern League South Second-Half Division Championship

^ Southern League South Division Wild Card Team

> Best overall record but did not make the playoffs.

## SOUTHERN LEAGUE STATS

## Southern League Win-Loss Records

<u>Team</u>	<u>Win - Loss</u>	<u>PCT</u>	<u>Attendance</u>
Biloxi	221-192	.535	511,611
Jacksonville	2490-2292	.521	8,731,780
Chattanooga	2410-2357	.506	6,927,492
Mobile	1462-1445	.503	3,928,800
Tennessee	2400-2395	.501	6,328,820
Birmingham	2383-2398	.498	9,726,326
Jackson	2374-2407	.497	6,000,895
Montgomery	2356-2391	.496	6,077,414
Mississippi	872-920	.487	2,715,544
Pensacola	405-429	.486	1,852,439

## Playoff Appearances &amp; Championships

*Playoff Appearances*

Birmingham.....	15
Tennessee.....	15
Jacksonville.....	15
Huntsville .....	14
Chattanooga.....	13
Carolina .....	8
Jackson .....	8
Mobile .....	8
Montgomery .....	6
<b>Mississippi .....</b>	<b>4</b>
Pensacola .....	3
Biloxi .....	1

*Championships*

Jacksonville.....	6^
Birmingham.....	5
Mobile .....	4^
Huntsville .....	3^
Carolina .....	2
Montgomery .....	2
Chattanooga.....	3^
Jackson .....	2
<b>Mississippi .....</b>	<b>1</b>
Pensacola .....	1^
Tennessee.....	1^

^ Indicates Co-Championship

# PLAYOFFS AND MANAGERIAL STATS

## Mississippi Playoff Appearances & Results

Year	South Division Series	SL Championship Series
2007	Montgomery 3, Mississippi 1	
2008	Mississippi 3, Birmingham 0	Mississippi 3, Carolina 2
2013	Mobile 3, Mississippi 1	
2016	Mississippi 3, Pensacola 1	Jackson 3, Mississippi 0

## Braves Playoff Totals

Playoff/Championship	W-L	PCT
South Division Playoffs	8-7	.433
Eastern Division Playoffs	19-19	.500
Southern League Championship Series	9-15	.375
All-Time Post Season Record	36-41	.468

## Mississippi Braves Managerial Win-Loss Records

Manager	W-L	PCT
Brian Snitker (2005)	64-68	.485
Jeff Blauser (2006)	58-80	.420
Phillip Wellman (2007-10)	268-285	.484
Rocket Wheeler (2011)	61-79	.435
Aaron Holbert (2012-15)	290-263	.524
Luis Salazar (2016-17)	131-145	.475
Totals	814-840	.492

## Mississippi Braves Wins & Losses Breakdown

Most Wins.....	83 (2014)
Fewest Wins.....	58 (2006, 2017)
Most Losses.....	80 (2006, 2017)
Fewest Losses.....	56 (2014)

### Monthly

Most Wins in a Month .....	21 (May of 2014)
Fewest Wins in a Month .....	0 (September of 2007)
Most Losses in a Month.....	20 twice (April of 2008 & July of 2017)
Fewest Losses in a Month.....	0 (September of 2014)
Most Wins in a Half.....	44 (2nd Half of 2014)
Fewest Wins in a Half.....	24 (2nd Half of 2017)
Most Losses in a Half .....	45 (1st Half of 2011)
Fewest Losses in a Half .....	26 (2nd Half of 2014)
Most Wins in the 1st Half .....	42 (1st Half of 2007)
Fewest Wins in the 1st Half .....	25 (1st Half of 2011)
Most Losses in the 1st Half .....	45 (1st Half of 2011)
Fewest Losses in the 1st Half .....	28 (1st Half of 2007)
Most Wins in the 2nd Half .....	44 (2nd Half of 2014)
Fewest Wins in the 2nd Half .....	24 (2nd Half of 2017)
Most Losses in the 2nd Half.....	44 twice (2nd Half of 2007 & 2nd Half of 2017)
Fewest Losses in the 2nd Half.....	26 (2nd Half of 2014)



# PLAYOFFS AND MANAGERIAL STATS

## April

Most Wins in April .....	17 (2007)
Fewest Wins in April .....	6 (2008)
Most Losses in April .....	20 (2008)
Fewest Losses in April .....	7 (2007)

## May

Most Wins in May .....	21 (2014)
Fewest Wins in May .....	12 (2007)
Most Losses in May .....	17 ('06 and '09)
Fewest Losses in May .....	8 (2014)

## June

Most Wins in June .....	17 (2008)
Fewest Wins in June .....	8 ('11 and '12)
Most Losses in June .....	19 (2012)
Fewest Losses in June .....	9 (2016)

## July

Most Wins in July .....	18 ('08 and '16)
Fewest Wins in July .....	8 (2007)
Most Losses in July .....	20 (2017)
Fewest Losses in July .....	9 (2008)

## August


Most Wins in August .....	20 (2014)
Fewest Wins in August .....	8 (2017)
Most Losses in August .....	18 (2017)
Fewest Losses in August .....	8 (2014)

## September

Most Wins in September .....	4 ('10, '11, '17)
Fewest Wins in September .....	0 (2007)
Most Losses in September .....	4 ('09 and '15)
Fewest Losses in September .....	0 (2014)

# PAST MANAGERS

## 2005 MANAGER



Brian Snitker managed the Greenville Braves for three years before moving with the team to Pearl, MS in 2005. The Braves first year in Mississippi proved to be a fruitful one thanks in large part to the direction of Snitker.

The 2005 team had some of the brightest prospects in the organization and promoted an unprecedented 11 players to Atlanta. With the likes of Jeff Francoeur, Brian McCann, Blaine Boyer, Macay McBride, Chuck James, and Anthony Lerew, the M-Braves were in a position to make a charge in the second half.

That charge never came as the majority of the players that put the team in a position to win were promoted to AAA Richmond or directly to Atlanta. After struggling through most of the first half, the Braves finished two games out of first place in the South Division and a half game out of second. Once the young players got accustomed to AA baseball, the wins started to pile up.

Just as the M-Braves were starting to put it all together, injuries in Atlanta forced the parent club to call up most of its future stars. Atlanta played a total of 17 rookies in 2005 and they earned the nickname "The Baby Braves." "The Baby Braves" proved they could play with the big boys as they collectively drove Atlanta to its 14th consecutive division championship.

Snitker led Mississippi to a 64-68 record in its first year, a feat that shouldn't be overlooked with all the team had to deal with. They moved to a new city, most of the team's star players were promoted, and the final eight games of the season were canceled due to Hurricane Katrina.

## 2006 MANAGER



Jeff Blauser took his first managerial position with the Mississippi Braves in 2006. He served as a roving instructor for the Braves' organization for two years before being named the M-Braves skipper in the fall of 2005.

Blauser had two of the game's best young players in Jarrod Saltalamacchia and Yunel Escobar and continued the M-Braves knack for promoting players to Atlanta when Martin Prado and Phil Stockman were called up.

Blauser was joined on his staff by player/coach Eddie Perez to give the Braves two former Major Leaguers calling the shots. In a peculiar year where the Braves saw a coach, Jon Williams, become a player (he was activated due to a lack of depth at the catcher

position), it was also rewarding when two of the biggest crowds in Trustmark Park history came out to see Major League star Chipper Jones.

The M-Braves also had Major Leaguers Kyle Davies, Joey Devine, Macay McBride, and John Thomson for extended periods of time. Once again, the M-Braves finished the first half in third place in the South Division, but floundered down the stretch. With all the talent on the roster, the team couldn't find the winning formula as they finished the year 58-80 and in last place in the league.

# PAST MANAGERS

## 2007-2010 MANAGER



Phillip Wellman began his career with the Atlanta Braves organization in Greenville, SC, in 2004. After three years as the Braves Double-A hitting coach, he took over as manager of the team in 2007. In his four years as manager, Wellman led the M-Braves to the postseason twice (2007-08) and claimed the 2008 Southern League Championship.

In his first year leading the M-Braves, Mississippi reached the Southern League playoffs for the first time in team history and the first time since 2000 in the franchise's history. Though Mississippi's roster was nothing similar to the team that won the first half title, Wellman's players put up a fight forcing four games against the eventual champion, Montgomery Biscuits.

In his sophomore campaign, the Braves' skipper led Mississippi to its second straight playoff appearance and its first championship. After struggling through the first half and a 6-20 record in April, the M-Braves won the South Division's second-half title, swept Birmingham in the SLDS and won a thrilling five-game series over the Carolina Mudcats in the SLCS. It was Mississippi's first Southern League Championship and the franchise's first title since the 1997 Greenville Braves. It was also the first championship in Wellman's professional career, as a player or coach. He was named 2008 Southern League Manager of the Year.

As Wellman entered his third season, he was welcomed with fresh new talent. After winning the Southern League Championship, the team was comprised of many new faces. Although a playoff attempt was close, it was not destined to be three years in a row. Aside from another shot at a ring, Wellman managed to mold and form many new upcoming prospects, most notably Freddie Freeman and Jason Heyward.

In 2010, Wellman was presented with another challenge. The team was comprised of many new faces, and despite not making a run for the post season, the M-Braves saw many prospects come through town. Eventual Atlanta Braves Brandon Beachy, Randall Delgado, Mike Minor, Tyler Pastornicky and Julio Teheran all spent time with the Double-A club in 2010.


Prior to the 2004 season, Wellman coached in the Cincinnati Reds organization where he was selected as a coach for the Futures Game in 2002 and named a "Prospect Manager" of the Southern League by Baseball America in 2003. Wellman spent eight years with the Reds organization dating back to 1996.

His career in coaching started in 1988 when he took the job as hitting instructor for the Pulaski Braves. Wellman coached in the Atlanta Braves organization from 1988-1991 before becoming manager of the extended spring Baltimore Gulf Coast team for a year. He spent three years in the Rookie Leagues before joining the Reds' organization in 1996.

Wellman started his professional baseball career as a player with the Braves in 1984. He spent his first three seasons in the Braves system making stops in Anderson ('84), Sumter ('85) and Durham ('86) before moving on to play in the Twins' and Pirates' farm systems. He attended Sam Houston State University (1980-82) and earned a Bachelor of Science in Education from Southwestern University at Georgetown, Texas, in 1985.

# PAST MANAGERS

## 2011 MANAGER



Ralph "Rocket" Wheeler served as the M-Braves manager during the 2011 season, his ninth managerial season with the Atlanta Braves organization and his fourth season in the Southern League (2000-02). Wheeler joined the M-Braves after spending five seasons (2006-10) at the helm of the Myrtle Beach Pelicans, the Braves High-A affiliate at the time.

Wheeler led the Double-A club to a 61-79 record during his only season with the M-Braves. 2011 featured future Atlanta Braves Luis Avilan, Randall Delgado, and Tyler Pastornicky. The season was highlighted by several historical moments for the M-Braves including the first cycle in M-Braves history on July 5 by Pastornicky, and Ernesto Mejia becoming the M-Braves all-time home run leader with 26 blasts.

With 331 career wins, Wheeler is the winningest manager in Myrtle Beach Pelicans franchise history. His most successful season with the Pelicans occurred in 2008 when the team claimed both the first and second half Carolina League Southern Division titles. An 89-51 overall record on the season set Myrtle Beach franchise records of most wins in a single season (89) and most first half wins (45).

In post-season play, Wheeler's 2008 Pelicans claimed the Southern Divisional Series, but fell short of the Mills Cup Championship. The championship series featured the record-setting Myrtle Beach Pelicans versus the Potomac Nationals in a best-of-three series. The contest went down to the third and final game where Potomac fought to tie it up in the ninth frame, forcing extra-innings and ultimately claiming the Mills Cup Championship in 10 innings.

In recognition of his achievements following the 2008 season, Wheeler was named by Baseball America as the Minor League Manager of the Year as well as the Carolina League Manager of the Year. Wheeler also filled the Mesa Solar Sox managerial role in the 2008 Arizona Fall League and was honored in 2009 when he was selected as the Carolina League All-Star Game manager.


Wheeler spent his first three seasons, 2003-05, as manager in the Atlanta Braves organization leading the Low-A Rome Braves of the South Atlantic League. In 2003, he was named the Braves Minor League Manager of the Year after leading Rome to the South Atlantic League Championship. While losing just nine of its final 30 contests, Rome (78-61) took three-of-four games from the Lake County Captains (97-43) to claim the title in its first season after moving the affiliate from Macon, GA.

Prior to starting his career with the Braves organization in 2003, Wheeler spent 26 years in the Toronto Blue Jays system as a player, coach, and manager. He served as manager of the Double-A Tennessee Smokies in the Southern League from 2000-02. Wheeler was named Florida State League Manager of the Year in 1999 after leading his Dunedin Blue Jays to an 85-51 record. In 1996 at St. Catharine, Wheeler was awarded the inaugural Bobby Mattick Award for excellence in player development after being named the Manager of the Year in the New York-Penn League.

Wheeler was originally a 13th-round draft pick by the Blue Jays in 1977 and played six seasons in the Toronto farm system. He began his coaching career in 1981 while also serving as a full-time player with the Florence Blue Jays (South Atlantic League). Wheeler attended the University of Houston, majoring in health and physical education while also playing baseball for the Cougars.

## PAST MANAGERS

## 2012-15 MANAGER



Aaron Holbert managed the Double-A Braves for four seasons. After leading the Carolina League Kinston Indians for two seasons (2010-11), Holbert made his Double-A managerial debut in 2012 when he joined the Atlanta Braves organization.

After leading the 2013 club to its first playoff appearance since 2008, Holbert's 2014 M-Braves posted the best record in the Southern League, going 83-56. That record was also the best in M-Braves history, and it was the fourth-best record in Double-A Braves franchise history (best since 1992).

The 2013 M-Braves club went 76-63, posting a new M-Braves record for regular season wins before breaking that record yet again in 2014. The M-Braves pitching staff finished the regular season with a 3.07 team ERA. That number ranked second in the Southern League and was the best in M-Braves history. LHP Alex Wood was also called up to the Atlanta Braves on May 30, 2013, and catcher Christian Bethancourt was called up on September 9, 2013.

In his inaugural campaign, Holbert led the M-Braves to a 62-77 record. The 2012 season featured many highlights, including the promotion of shortstop Andrelton Simmons directly to the Atlanta Braves on May 31. On August 6, the M-Braves notched its 500th franchise victory with a 2-1 victory over the Lookouts. Gary Moran also claimed the Southern League ERA Title, and Todd Cunningham finished third in the league's batting title race. Following the season, Holbert managed in the Arizona Fall League.

After a four-year tenure in the Cleveland Indians organization, Holbert became the fifth manager in M-Braves history. During his time as manager with the Kinston Indians, Holbert led the team to back-to-back playoff division series, winning the Carolina League's Southern Division in 2011. Not only was Holbert named the 2011 Carolina League Manager of the Year, he was also selected by Baseball America as the best manager at the Advanced-A level.


Holbert began his managerial career with the Lake County Captains, Cleveland's Low-A Affiliate, in 2008 and returned again as manager in 2009. Before his career with the Indians, Holbert coached in the Cincinnati Reds organization with the 2006 Gulf Coast League Cardinals as well as in the 2007 Rookie League team, the Billings Mustangs.

Prior to his managing and coaching career, Holbert spent 17 years as a professional baseball player. As a first round Cardinals draft pick in 1990, Holbert spent the next few years in their Minor League system and made brief appearances in the big leagues with St. Louis in 1996 and Cincinnati in 2005. Over the course of his career, Holbert played professionally with eight different organizations which included Boston, Cincinnati, Florida, Pittsburgh, Seattle, St. Louis, Tampa Bay, and Toronto. Following the 2005 season, Holbert retired to begin his coaching and managerial career in 2006.

A native of Long Beach, CA, Holbert graduated from Jordan High School in 1990 where he was named an All-California High School All-Star in his senior season. Holbert resides in Tampa, FL.

# PAST MANAGERS

## 2016-17 MANAGER



Luis Salazar managed the M-Braves to a 131-145 record over the 2016 and 2017 seasons. He's was the sixth manager in Mississippi Braves history. 2017 was Salazar's 14th season as a minor league manager.

Salazar originally joined the Braves organization in 2011 and managed the High-A club for five seasons at Lynchburg (2011-14) and Carolina (2015) before joining the M-Braves.

In his first season with the Mississippi club, Salazar led the Braves to the Southern League Playoffs for the fourth time in M-Braves history. With an overall record of 73-65, the Braves entered the post-season via the wild card and claimed the South Division Title,

falling just short of the Southern League Championship.

Despite a losing record in year two, Salazar led one of the youngest clubs in Double-A baseball. He helped to develop a talented group, which included OF Ronald Acuna Jr., who was named USA Today and Baseball America Minor League Player of the Year; Mike Soroka, who finished second in the Southern League in ERA (2.75); Kolby Allard, who finished ranked in the top 10 of the Southern League in numerous pitching categories; Luiz Gohara, who batted injuries in 2017, but ultimately earned a promotion to Atlanta; Austin Riley, who batted .315 with eight home runs and 27 RBI over his final 48 games of 2018.

Salazar began his managerial career at Beloit (1996-97). He later joined the GCL Dodgers (2002-05) and then spent one season at Vero Beach (2006). He also served as a hitting coach with the Louisville RiverBats (1999), Indianapolis Indians (2000), Milwaukee Brewers, Jacksonville Suns (2008) and Chattanooga Lookouts (2009) before joining the Braves organization. Salazar also served as Venezuela's hitting coach in the 2006 World Baseball Classic.

Salazar followed seven minor league playing seasons with 13 years in the big leagues including stints with the San Diego Padres (1980-84, 87, 89), Chicago White Sox (1985-86), Detroit Tigers (1988) and Chicago Cubs (1989-92). He hit .261 with 94 home runs and 455 RBI and played every position except catcher over the course of his playing career.

The Venezuela native was inducted into the Hispanic Heritage Baseball Museum Hall of Fame in 2010.



# FRANCHISE BATTING RECORDS

## Team - Single Game

Hits .....	22, 4/13/95 vs Orlando
At-Bats .....	7/8/92 vs Knoxville
Runs .....	83, 8/6/98 vs Huntsville
Runs (Inning) .....	19, Last: 5/7/13 at Montgomery
Doubles .....	11, 6/17/95 vs Knoxville
Triples .....	8/7/91 vs Charlotte
Home Runs .....	9, 7/30/86 vs Birmingham
Home Runs (Inning) .....	3, twice, last: 8/2/05 at Birmingham
Stolen Bases .....	5, 8/14/99 vs Orlando
Walks .....	7/1/92 vs Knoxville
Strikeouts .....	9/3/04 vs West Tenn
.....	4, 7/7/86 vs Memphis
.....	9, 5/1/07 at Mobile
.....	15, twice
.....	20, 6/10/00 vs Jacksonville
.....	8/6/98 vs Huntsville

## Individual - Career

Most Games .....	462, Ino Guerrero
Highest Batting Average .....	.341, Doc Estes
Most At-Bats .....	1,518, Pedro Swann
Most Hits .....	452, Pedro Swann
Most Runs .....	242, Ino Guerrero
Most Total Bases .....	713, Pedro Swann
Most Doubles .....	91, Pedro Swann
Most Triples .....	22, Matt Young
Most Home Runs .....	51, Pedro Swann
Most Runs Batted In .....	253, Ino Guerrero
Most Sacrifice Hits .....	31, Carlos Rios & Mycal Jones
Most Sacrifice Flies .....	15, Ino Guerrero
Most Hit by Pitch .....	25, Drew Denson
Most Walks .....	245, Ino Guerrero
Most Strikeouts .....	302, Mike Hessman
Most Stolen Bases .....	91, Mike Cole
Most Caught Stealing .....	40, Greg Tubbs
Highest Slugging % .....	.543, George Lombard
Highest On-Base % .....	.434, Mike Cole

## Individual - Single Season

Most Games .....	144, Greg Tubbs, 1986
Highest Batting Average* .....	.359, Napoleon Calzado, 2004
Most At-Bats .....	567, Mark Lemke, 1988
Most Hits .....	174, Doc Estes, 1984
Most Runs .....	105, Mike Cole, 1984
Most Total Bases .....	265, Ernesto Mejia, 2011
Most Doubles .....	42, Mauro Gomez, 2010
Most Triples .....	12, Gregor Blanco, 2005
Most Home Runs .....	26, Ernesto Mejia, 2011
.....	Mike Hessman, 2001
Most Runs Batted In .....	104, Dave Griffin, 1986
Most Sacrifice Hits .....	17, Johan Camargo, 2016
Most Sacrifice Flies .....	9, Last: Jose Olmeda, 1993
Most Hit by Pitch .....	21, Wes Timmons, 2005
Most Walks .....	110, Mike Cole, 1984
Most Intentional Walks .....	14, Ryan Klesko, 1991
Most Strikeouts .....	178, Mike Hessman, 2000
Most Stolen Bases .....	85, Mike Cole, 1984
Most Caught Stealing .....	30, Mike Cole, 1984
Highest Slugging %* .....	.543, George Lombard, 1998
Highest On-Base %* .....	.435, Mike Cole, 1984

# M-BRAVES CAREER BATTING LEADERS

## Batting Average\*

Ozzie Albies .....	321
Todd Cunningham .....	309
Scott Thorman .....	305
Diory Hernandez .....	304
J.C. Holt .....	298

## Slugging Percentage\*

Ernesto Mejia .....	511
Scott Thorman .....	506
Brandon Jones .....	497
Cedric Hunter .....	495
Jeff Francoeur .....	494

## On-Base Percentage\*

Antoan Richardson .....	412
Kyle Kubitz .....	405
Matt Young .....	391
Ozzie Albies .....	391
Wes Timmons .....	388

## Games

Mycal Jones .....	362
Matt Young .....	311
Willie Cabrera .....	310
Matt Kennelly .....	297
Greg Creek .....	295

## Doubles

Willie Cabrera .....	69
Mycal Jones .....	68
Greg Creek .....	49
Van Pope .....	44
2 others tied .....	43

## Walks

Matt Young .....	179
Mycal Jones .....	154
Kala Ka'aihue .....	135
Gregor Blanco .....	116
Matt Kennelly .....	109

## Hits

Willie Cabrera .....	319
Matt Young .....	309
Mycal Jones .....	306
Matt Kennelly .....	248
J.C. Holt .....	232

## Triples

Matt Young .....	22
Gregor Blanco .....	15
J.C. Holt .....	14
Kyle Kubitz .....	11
4 others tied .....	9

## Plate Appearances

Mycal Jones .....	1,456
Matt Young .....	1,315
Willie Cabrera .....	1,250
Matt Kennelly .....	1,150
Greg Creek .....	1,020

## Runs Batted In

Willie Cabrera .....	160
Mycal Jones .....	115
Greg Creek .....	114
Donell Linares .....	109
Matt Esquivel .....	108

## Home Runs

Ernesto Mejia .....	26
Michael Rosamond .....	24
Matt Esquivel .....	24
Brandon Jones .....	22
3 others tied .....	18

## Strikeouts

Mycal Jones .....	266
Connor Lien .....	245
Kala Ka'aihue .....	234
Onil Joseph .....	211
Josh Burrus .....	204

## Stolen Bases

Mycal Jones .....	78
Matt Young .....	73
Carl Loadenthal .....	49
Gregor Blanco .....	45
J.C. Holt .....	42

## Caught Stealing

Matt Young .....	32
Mycal Jones .....	29
Diory Hernandez .....	24
Carl Loadenthal .....	20
2 others tied .....	19

## Sacrifice Hits

Mycal Jones .....	31
Tyler Pastornicky .....	19
Johan Camargo .....	17
Luis Hernandez .....	13
Braeden Schlehner .....	13

## At-Bats

Mycal Jones .....	1,240
Willie Cabrera .....	1,134
Matt Young .....	1,096
Matt Kennelly .....	1,017
Greg Creek .....	903

## Runs

Mycal Jones .....	195
Matt Young .....	164
Willie Cabrera .....	142
Antoan Richardson .....	124
Gregor Blanco .....	109

## Sacrifice Flies

Barrett Kleinknecht .....	13
Willie Cabrera .....	12
Christian Bethancourt .....	10
Greg Creek .....	10
Mycal Jones .....	10

## Total Bases

Willie Cabrera .....	460
Mycal Jones .....	430
Matt Young .....	417
Greg Creek .....	327
Donell Linares .....	311

## Hit By Pitch

Antoan Richardson .....	23
Seth Loman .....	22
Mycal Jones .....	21
Wes Timmons .....	21
Matt Young .....	21

\*Based on a minimum 2.7 PA per league games (378 PA).

# M-BRAVES BATTING RECORDS

## Team - Single Game

Hits .....	21 (6/17/10 at CAR)
At-Bats .....	58 (Last: 5/22/16 at MOB)
Runs .....	19 (5/7/13 at MTG)
Runs (Inning) .....	10 (7/16/15 vs JAX)
Doubles .....	8 (6/17/10 at CAR)
Triples .....	3 twice (Last: 8/2/05 at BIR)
Home Runs .....	4 (Last: 4/26/14 at PNS)
Home Runs (Inning) .....	3 (6/25/07 vs MTG)
Stolen Bases .....	9 (5/1/07 at MOB)
Walks .....	13 twice (Last: 8/10/12 vs BIR)
Strikeouts .....	18 (6/17/05 vs WTN)

## Individual - Single Season

Most Games .....	137, Ernesto Mejia (2011)
Highest Batting Average* .....	.315, Ozzie Albies (2016)
Most At-Bats .....	524, Dustin Peterson (2016)
Most Hits .....	148, Ernesto Mejia (2011) and Dustin Peterson (2016)
Most Runs .....	82, Ernesto Mejia (2011)
Most Doubles .....	42, Mauro Gomez (2010)
Most Triples .....	12, Gregor Blanco (2005)
Most Home Runs .....	26, Ernesto Mejia (2011)
Most Runs Batted In .....	99, Ernesto Mejia (2011)
Most Sacrifice Hits .....	17, Johan Camargo (2016)
Most Sacrifice Flies .....	8, Mauro Gomez (2010)
Most Hit by Pitch .....	21, Wes Timmons (2005)
Most Walks .....	94, Matt Young (2009)
Most Intentional Walks .....	8, Matt Young (2009), Kyle Kubitz (2014)
Most Strikeouts .....	156, Ernesto Mejia (2011)
Most Stolen Bases .....	42, Matt Young (2009)
Most Caught Stealing .....	20, Diory Hernandez (2007)
Highest Slugging %* .....	.531, Ernesto Mejia (2011)
Highest On-Base %* .....	.421, Matt Young (2009)

\*Based on a minimum 2.7 PA per game

# M-BRAVES HIGHS AND LOWS

## Club Miscellaneous

Longest Winning Streak .....	8 G (Last: 8/3-12/16 vs PNS/MOB)
Longest Losing Streak .....	9 G twice (Last: 7/30-8/6/17 vs MOB/BLX)
Longest Home Winning Streak .....	8 G (7/28-8/17/16 vs JAX/BLX/PNS)
Longest Road Winning Streak .....	7 G (7/22-8/9/09 at TNS/HVL)
Longest Home Losing Streak .....	12 G (5/16-6/12/11 vs JAX/MOB/CHA)
Longest Road Losing Streak .....	11 G (4/3-4/24/08 at HVL/BIR/MOB)
Largest Margin of Victory .....	17 R (5/7/13 at MTG)
Largest Margin of Defeat .....	15 R (4/27/11 vs MTG)
Largest Comeback Win .....	10 R (7/16/15 vs JAX)
Longest Game (Innings) .....	16 three times (Last: 8/20/16 vs PNS)
Longest Game (Time) .....	5:03 (4/15/12 at JXN)
Longest Game (Time - 9 Innings) .....	4:01 (7/5/11 vs JXN)
Shortest Game (Time - 9 Innings) .....	1:57 (5/8/10 vs BIR)
Longest Game (Time - 7 Innings) .....	4:13 (5/7/09 vs TNS)
Largest Crowd, Home .....	7,652 (8/12/06 vs HVL)
Largest Crowd, Road .....	10,827 (5/22/05 at JAX)

## Club Batting

Most Runs, Game .....	19 (5/7/13 at MTG)
Most Runs, Game, Both Clubs .....	29 (7/16/15 vs JAX)
Most Runs, Inning .....	10 (7/16/15 vs JAX)
Most Hits, Game .....	21 (6/17/10 at CAR)
Most Hits, Game, Both Clubs .....	35 (7/13/14 vs MOB)
Most Hits, Inning .....	8 many (Last: 7/16/15 vs JAX)
Fewest Hits, Game .....	1 (Last: 4/19/11 vs BIR)
Most At-Bats, Game .....	58 twice (Last: 5/22/16 at MOB)
Most Doubles, Game .....	8 (6/17/10 at CAR)
Most Triples, Game .....	3 (Last: 8/2/05 at BIR)
Most Home Runs, Game .....	4 (Last: 4/26/14 at PNS)
Most Home Runs, Game, Both Clubs .....	7 (8/11/05 at CHA)
Most Home Runs, Inning .....	3 (6/25/07 vs MTG)
Most Extra Base Hits, Game .....	9 (Last: 5/7/13 at MTG)
Most Extra Base Hits, Both Clubs .....	14 many (Last: 7/11/12 at JXN)
Most Walks, Game .....	13 twice (Last: 8/10/12 vs BIR)
Most Walks, Game, Both Clubs .....	22 (8/10/12 vs BIR)
Most Strikeouts, Game .....	19 (4/14/09 vs HVL)
Most Strikeouts, Game, Both Clubs .....	35 (8/4/16 at PNS)
Most Stolen Bases, Game .....	9 (5/1/07 at MOB)
Most Stolen Bases, Opponent .....	9 (6/12/10 vs CHA)
Most Stolen Bases, Game, Both Clubs .....	9 (Last: 6/12/10 vs CHA)

# M-BRAVES HIGHS AND LOWS

## Individual Batting

Longest Hitting Streak.....	23 G (Tommy La Stella, 7/5 - 8/5/13)
Longest On-Base Streak.....	40 G (Christian Bethancourt, 6/13 - 8/14/13)
Longest RBI Streak .....	9 G (Seth Loman, 6/21-29/14)
Most Runs, Game.....	5 (Luis Bolivar, 4/18/10 at WTN)
Most Hits, Game .....	5 (Last: Emerson Landoni, 7/13/15 at CHA)
Most Doubles, Game .....	3 (Last: Emerson Landoni, 7/12/15 at CHA)
Most Triples, Game .....	2 (Joseph, 6/10/05; Lemon, 6/7/11 at MTG; Albies, 4/17/16 vs CHA)
Most Home Runs, Game.....	2 (Last: Jacob Schrader, 8/17/16 vs PNS)
Most Consecutive Games with a Home Run .....	3 G (Last: Franco, 5/16-18/17 at BLX/JAX)
Most Extra Base Hits, Game .....	4 (Last: Emerson Landoni, 7/12/15 at CHA)
Most Runs Batted In, Game.....	6 (Last: Jaime Pedroza, 8/2/13 at HVL)
Most Stolen Bases, Game.....	3 (Last: Jose Peraza, 7/21/14 at TNS)
Most Walks, Game .....	5 (Dan Nelson, 9/1/10 at WTN)

## Club & Individual Fielding

Most Errors, Game, Club.....	5 (Last: 7/3 at BLX)
Most Errors, Game, Both Clubs .....	9 (6/4/11 at MTG)
Most Errors, Game, Individual .....	3 (Last: Lucas Sims, 7/17/16 vs JXN)
Most Consecutive Errorless Games, Club.....	8 (Last: 7/23-30/14)
Most Consecutive Errorless Innings, Club .....	78.2 (7/22-31/14)
Most Double Plays Turned, Game .....	4 (Last: 6/24/7 at BLX)

# YEARLY BATTING RECORDS

## Mississippi Braves Year-by-Year Batting

Year	Club	AVG	G	AB	R	H	2B	3B	HR	RBI	SAC	SF	BB	SO	IBB	SB	SLG	OBP
2005	Mississippi	.258	132	4391	545	1133	214	45	75	486	70	35	437	949	31	104	.379	.330
2006	Mississippi	.247	138	4616	492	1140	208	28	65	448	39	35	378	1009	19	73	.346	.308
2007	Mississippi	.262	139	4702	617	1232	236	35	84	554	57	40	484	1065	16	159	.381	.336
2008	Mississippi	.255	139	4559	628	1163	210	52	88	582	60	29	520	974	14	120	.382	.338
2009	Mississippi	.247	138	4488	517	1107	222	30	60	466	52	46	501	943	23	123	.350	.327
2010	Mississippi	.257	137	4532	585	1164	230	23	72	525	44	41	449	930	20	108	.365	.331
2011	Mississippi	.260	140	4675	620	1216	227	24	80	556	93	34	451	946	20	77	.370	.333
2012	Mississippi	.247	139	4581	555	1131	225	30	53	505	71	41	475	941	8	124	.344	.324
2013	Mississippi	.251	139	4574	556	1150	217	19	79	502	64	38	455	901	20	137	.359	.321
2014	Mississippi	.266	139	4620	609	1228	238	40	63	551	60	43	428	920	20	141	.376	.711
2015	Mississippi	.248	136	4418	510	1095	185	27	38	471	59	36	448	897	13	86	.328	.319
2016	Mississippi	.250	138	4704	510	1177	211	44	71	472	54	35	369	1118	11	76	.359	.309
2017	Mississippi	.233	138	4517	498	1052	191	27	98	462	48	35	405	1170	15	70	.352	.301

## Mississippi Braves Individual Yearly Batting Leaders

### Games Played

2005	Gregor Blanco, 123
2006	Yunel Escobar, 121
2007	Carl Loadenthal, 129
2008	Matt Young, 135
2009	Matt Young, 130
2010	Mauro Gomez, 133
2011	Ernesto Mejia, 137
2012	Joe Leonard, 124
2013	Edward Salcedo, 132
2014	Kyle Kubitz, 132
2015	Rio Ruiz, 127
2016	Dustin Peterson, 132
2017	Travis Demeritte, 124

### Batting Average (Based on 2.7 PA's Per Game)

2005	Wes Timmons, .272
2006	Luis Hernandez, .268
2007	J.C. Holt, .312
2008	Matt Young, .289
2009	Matt Young, .289
2010	Mauro Gomez, .281
2011	Ernesto Mejia, .297
2012	Todd Cunningham, .309
2013	Jose Martinez, .285
2014	Cedric Hunter & Kyle Kubitz, .295
2015	Emerson Landoni, .297
2016	Ozzie Albies, .315
2017	Joey Meneses, .292

### At-Bats

2005	Wes Timmons, 427
2006	Yunel Escobar, 428
2007	Carl Loadenthal, 476
2008	Matt Young, 491
2009	Brandon Hicks, 464
2010	Mauro Gomez, 495

2011	Ernesto Mejia, 499
2012	Philip Gosselin, 484
2013	Edward Salcedo, 468
2014	Kyle Kubitz, 440
2015	Rio Ruiz, 420
2016	Dustin Peterson, 524
2017	Travis Demeritte, 458

### Hits

2005	Wes Timmons, 116
2006	Yunel Escobar, 113
2007	Carl Loadenthal, 143
2008	Matt Young, 142
2009	Matt Young, 133
2010	Mauro Gomez, 139
2011	Ernesto Mejia, 148
2012	Todd Cunningham, 144
2013	Jose Martinez, 123
2014	Kyle Kubitz, 130
2015	Emerson Landoni, 122
2016	Dustin Peterson, 148
2017	Travis Demeritte, 106

### Runs

2005	Wes Timmons, 73
2006	Yunel Escobar, 55
2007	Carl Loadenthal, 72
2008	Matt Young, 74
2009	Matt Young, 81
2010	Mauro Gomez, 67
2011	Ernesto Mejia, 82
2012	Todd Cunningham, 77
2013	Mycal Jones, 56
2014	Kyle Kubitz, 76
2015	Emerson Landoni, 53
2016	Dustin Peterson, 65
2017	Travis Demeritte, 62



# YEARLY BATTING RECORDS

## Total Bases

2005	Scott Thorman, 176
2006	Michael Rosamond, 152
2007	Brandon Jones, 185
2008	Matt Young, 189
2009	Matt Young, 187
2010	Mauro Gomez, 233
2011	Ernesto Mejia, 265
2012	Todd Cunningham, 188
2013	Edward Salcedo, 174
2014	Kyle Kubitz, 207
2015	Emerson Landoni, 156
2016	Dustin Peterson, 226
2017	Travis Demeritte, 184

## Doubles

2005	Wes Timmons, 31
2006	Yunel Escobar, 21
2007	Mark Jurich, 32
2008	Kala Ka'aihue, 23
2009	Brandon Hicks, 25
2010	Mauro Gomez, 42
2011	Ernesto Mejia, 37
2012	Joey Terdoslavich, 24
2013	C. Marrero/E. Salcedo, 22
2014	Kyle Kubitz, 31
2015	K. Ahrens & E. Landoni, 23
2016	Dustin Peterson, 38
2017	Travis Demeritte, 21

## Triples

2005	Gregor Blanco, 12
2006	Y. Escobar/L. Hernandez/O. Joseph, 4
2007	Brandon Jones, 6
2008	Matt Young, 11
2009	Matt Young, 10
2010	Eric Duncan, 5
2011	W. Cabrera/C. Harrilchak/T. Pastornicky, 5
2012	Todd Cunningham, 6
2013	Christian Marrero, 5
2014	Kyle Kubitz, 11
2015	KD Kang, 6
2016	Ozzie Albies/Connor Lien, 7
2017	Travis Demeritte/Jared James/Keith Curcio, 6

## Home Runs

2005	Scott Thorman, 15
2006	Michael Rosamond, 15
2007	Matt Esquivel, 19
2008	Kala Ka'aihue, 14
2009	Brandon Hicks, 10
2010	Mauro Gomez, 16
2011	Ernesto Mejia, 26
2012	Evan Gattis, 9
2013	C. Bethancourt/E. Salcedo, 12
2014	Cedric Hunter, 14
2015	Kevin Ahrens, 9

2016	D. Peterson/J. Schrader, 12
2017	Travis Demeritte, 15

## RBI

2005	Scott Thorman, 65
2006	Michael Rosamond, 47
2007	Brandon Jones, 74
2008	Kala Ka'aihue, 61
2009	Willie Cabrera, 53
2010	Mauro Gomez, 80
2011	Ernesto Mejia, 99
2012	Joe Leonard, 66
2013	Edward Salcedo, 55
2014	Cedric Hunter, 72
2015	Kevin Ahrens, 64
2016	Dustin Peterson, 88
2017	Travis Demeritte/Joey Meneses, 45

## Sacrifice Hits

2005	Onil Joseph, 9
2006	Luis Hernandez, 7
2007	J.C. Holt, 8
2008	Javier Guzman, 12
2009	Brandon Hicks, 8
2010	Tyler Pastornicky, 7
2011	M. Jones, T. Pastornicky, 12
2012	Todd Cunningham, 8
2013	Mycal Jones, 7
2014	M. Jones, G. Nunez, B. Schlehuber, 7
2015	Matt Lipka, 6
2016	Johan Camargo, 17
2017	Dylan Moore, 5

## Sacrifice Flies

2005	Jeff Francoeur, 6
2006	Y. Escobar/M. Rozema/J. Arteaga, 4
2007	Brandon Jones, 6
2008	K. Ka'aihue/J. Guzman, 4
2009	Willie Cabrera, 7
2010	Mauro Gomez, 8
2011	Ernesto Mejia, 7
2012	Joe Leonard/Joey Terdoslavich, 5
2013	Christian Bethancourt, 7
2014	Mycal Jones & Cedric Hunter, 6
2015	Kevin Ahrens, 6
2016	Williams Astudillo, 5
2017	Dylan Moore/Keith Curcio, 4

## Hit by Pitch

2005	Wes Timmons, 21
2006	Yunel Escobar, 8
2007	Diory Hernandez, 14
2008	Matt Young, 9
2009	Matt Young, 12
2010	Antoan Richardson, 12
2011	Antoan Richardson, 11
2012	Phil Gosselin, 9

# YEARLY BATTING RECORDS

2013	.....	Mycal Jones, 5
2014	.....	Seth Loman, 12
2015	.....	Seth Loman, 10
2016	.....	Willians Astudillo, 9
2017	.....	Connor Lien, 9

## Walks

2005	.....	Gregor Blanco, 73
2006	.....	Yunel Escobar, 59
2007	.....	Carl Loadenthal, 62
2008	.....	Kala Ka'aihue, 88
2009	.....	Matt Young, 94
2010	.....	Mauro Gomez, 46
2011	.....	Antoan Richardson, 60
2012	.....	Joe Leonard, 48
2013	.....	Christian Marrero, 84
2014	.....	Kyle Kubitz, 77
2015	.....	Rio Ruiz, 63
2016	.....	Carlos Franco, 53
2017	.....	Travis Demeritte, 49

## Strikeouts

2005	.....	Gregor Blanco, 124
2006	.....	Michael Rosamond, 117
2007	.....	Matt Esquivel, 97
2008	.....	Kala Ka'aihue, 119
2009	.....	Brandon Hicks, 131
2010	.....	Mauro Gomez, 122
2011	.....	Ernesto Mejia, 156
2012	.....	Phil Gosselin, 90
2013	.....	Edward Salcedo, 111
2014	.....	Kyle Kubitz, 133
2015	.....	KD Kang, 111
2016	.....	Carlos Franco, 134
2017	.....	Connor Lien, 160

## Intentional Walks

2005	.....	S. Thorman/J. Francoeur, 5
2006	.....	J. Saltalamacchia/J. Arteaga, 4
2007	.....	Carl Loadenthal, 6
2008	.....	JC Boscan, 3
2009	.....	Matt Young, 8
2010	.....	Eric Duncan, 5
2011	.....	Ernesto Mejia, 6
2012	.....	Todd Cunningham/Ian Gac, 2
2013	.....	Christian Marrero, 6
2014	.....	Kyle Kubitz, 8
2015	.....	Eric Garcia, 3
2016	.....	Ozzie Albies, 3
2017	.....	Keith Curcio/Carlos Franco/Jared James/Luis Valenzuela, 2

## Stolen Bases

2005	.....	Gregor Blanco, 28
2006	.....	Gregor Blanco, 17
2007	.....	Carl Loadenthal, 40
2008	.....	Matt Young, 30
2009	.....	Matt Young, 42

2010	.....	Antoan Richardson, 24
2011	.....	Tyler Pastornicky, 20
2012	.....	Todd Cunningham, 24
2013	.....	Mycal Jones, 29
2014	.....	Jose Peraza, 25
2015	.....	Mallex Smith, 23
2016	.....	Ozzie Albies, 21
2017	.....	Ronald Acuna, 19

## Caught Stealing

2005	.....	Gregor Blanco, 12
2006	.....	Yunel Escobar, 9
2007	.....	Diory Hernandez, 20
2008	.....	Matt Young, 12
2009	.....	Matt Young, 16
2010	.....	Willie Cabrera, 6
2011	.....	Tyler Pastornicky, 8
2012	.....	Todd Cunningham, 8
2013	.....	Mycal Jones, 11
2014	.....	Jose Peraza, 8
2015	.....	Emerson Landoni, 8
2016	.....	Ozzie Albies, 9
2017	.....	Ronald Acuna, 11

## Slugging Percentage (Based on 2.7 PA's Per Game)

2005	.....	Wes Timmons, .403
2006	.....	Yunel Escobar, .346
2007	.....	Diory Hernandez, .418
2008	.....	J.C. Holt, .397
2009	.....	Matt Young, .407
2010	.....	Mauro Gomez, .471
2011	.....	Ernesto Mejia, .531
2012	.....	Todd Cunningham, .403
2013	.....	Christian Bethancourt, .436
2014	.....	Cedric Hunter, .495
2015	.....	KD Kang, .384
2016	.....	Ozzie Albies, .467
2017	.....	Jared James, .415

## On-Base Percentage (Based on 2.7 PA's Per Game)

2005	.....	Wes Timmons, .388
2006	.....	Yunel Escobar, .361
2007	.....	Carl Loadenthal, .383
2008	.....	Matt Young, .384
2009	.....	Matt Young, .421
2010	.....	Mauro Gomez, .349
2011	.....	Ernesto Mejia, .375
2012	.....	Todd Cunningham, .403
2013	.....	Christian Marrero, .366
2014	.....	Kyle Kubitz, .405
2015	.....	Emerson Landoni, .339
2016	.....	Ozzie Albies, .391
2017	.....	Joey Meneses, .360

# FRANCHISE PITCHING RECORDS

## Team - Single Game

Most Innings Pitched.....	23, (8/6/98 vs. Huntsville)
Most Hits Allowed, Game.....	25 (5/10/06 vs West Tenn)
Most Runs Allowed, Game.....	21 (8/9/86 vs. Orlando)
Most Runs Allowed, Inning.....	11 (Last: 4/13/13 at Birmingham)
Most Walks Allowed.....	17 (7/21/93 vs. Huntsville)
Most Strikeouts.....	20 (8/4/16 at Pensacola)
Most Home Runs Allowed.....	5, 3 times, (last 8/11/95 vs. Jacksonville)
Longest Game (time).....	6:26 (8/6/98 vs. Huntsville)

## Individual - Career

Most Wins.....	30, Lee Upshaw
Most Losses.....	29, Lee Upshaw
Most Saves.....	55, Billy Sylvester
Lowest Earned Run Average*.....	1.03, Brad Voyles
Most Games Started.....	68, Lee Upshaw
Most Complete Games.....	8, Joe Johnson
Most Innings Pitched.....	458.2, Lee Upshaw
Most Hits Allowed.....	452, Lee Upshaw
Most Runs Allowed.....	207, Lee Upshaw
Most Earned Runs Allowed.....	182, Andre Treadway
Most Walks Allowed.....	220, Kevin Blankenship
Most Strikeouts.....	331, Lee Upshaw
Most Home Runs Allowed.....	41, Ryan Jacobs
Most Hit Batsmen.....	25, Brett Evert
Most Wild Pitches.....	26, Kevin Coffman

## Individual - Single Season

Most Wins.....	16, Napoleon Robinson, 1991
Most Losses.....	15, Dale Polley, 1989
Most Saves.....	28, Luis Valdez, 2008
Lowest Earned Run Average*.....	1.08, Brad Voyles, 2001
Most Games Started.....	30, Kevin Coffman, 1987 Marty Clary, 1984
Most Complete Games.....	7, Joe Johnson, 1984
Most Innings Pitched.....	186, Marty Clary, 1984
Most Hits Allowed.....	191, Derrin Ebert, 1997
Most Runs Allowed.....	103, Kevin Coffman, 1987
Most Earned Runs Allowed.....	95, Mike Hostetler, 1995
Most Walks Allowed.....	130, Kevin Coffman, 1987
Most Strikeouts.....	164, Bruce Chen, 1998
Most Home Runs Allowed.....	24, Mike Hostetler, 1995 Derrin Ebert, 1997 Chris Waters, 2006
Most Hit Batsmen.....	14, Aaron Northcraft, 2013
Most Wild Pitches.....	21, Kevin Coffman, 1987
Most Consecutive Wins.....	8, Eddie Matthews, 1988 Bean Stringfellow, 1987

\*Based on a minimum 0.8 IP per league games (112 IP)

# M-BRAVES CAREER PITCHING LEADERS

## ERA\*

Ryne Harper .....	2.17
Gus Schlosser .....	2.39
Mike Soroka.....	2.75
Jose Lugo.....	2.86
Lucas Sims .....	2.86

## Wins

Jason Hursh .....	17
Ryne Harper .....	15
Aaron Northcraft.....	15
Greg Ross .....	14
2 others tied.....	13

## Opponent's BA\*

Brett Cammons .....	119
Lucas Sims .....	195
Paul Bush.....	215
Sean Newcomb .....	224
Ryne Harper .....	225

## Innings Pitched

Scott Diamond .....	233.1
Jason Hursh .....	220.0
Greg Ross .....	215.2
Gary Moran .....	209.2
Richard Sullivan.....	209.1

## Losses

Richard Sullivan .....	18
Scott Diamond .....	16
Ryan Basner .....	15
Dan Smith.....	15
Jason Hursh .....	15

## Games Started

Jason Hursh .....	41
Scott Diamond .....	40
Aaron Northcraft.....	38
J.R. Graham .....	36
Greg Ross .....	35

## Hits Allowed

Jason Hursh .....	314
Scott Diamond .....	265
Richard Sullivan .....	245
Ryan Basner .....	226
2 others tied.....	209

## Games

Mark Lamm .....	114
Ryne Harper .....	112
Glenn Tucker .....	99
Jason Hursh .....	96
2 others tied.....	91

## Saves

Jairo Asencio .....	28
Zach Schreiber.....	26
Joey Devine .....	21
Mark Lamm .....	21
Tyler Jones.....	16

## Runs Allowed

Richard Sullivan .....	152
Jason Hursh .....	140
Ryan Basner .....	120
Scott Diamond .....	107
Kyle Cofield.....	104

## Earned Runs Allowed

Jason Hursh .....	121
Richard Sullivan .....	120
Ryan Basner .....	105
Scott Diamond .....	91
James Parr .....	89

## Complete Games

Sean Gilmartin .....	3
Tyrell Jenkins .....	3
4 others tied .....	2

## Strikeouts

Scott Diamond .....	201
Jason Hursh .....	195
Ryne Harper .....	187
Aaron Northcraft.....	183
Dan Smith.....	174

## Home Runs Allowed

Chris Waters .....	24
Ryan Basner .....	21
Mitch Atkins .....	19
Francisely Bueno .....	18
3 others tied.....	17

## Shutouts

Francisely Bueno .....	1
Kyle Cofield.....	1
Tommy Hanson .....	1
Jason Hursh.....	1
Michael Lee.....	1

## Walks

Kyle Cofield.....	112
Jason Hursh .....	103
Scott Diamond .....	92
Dan Smith.....	86
Lucas Sims .....	84

## Wild Pitches

Kyle Cofield.....	18
Mauricio Cabrera .....	16
Brett Cammons .....	16
Jason Hursh .....	16
2 others tied.....	15

## Balks

Matt Harrison.....	8
Francisely Bueno .....	5
Deunte Heath.....	5
Mark Lamm .....	4
5 others tied.....	3

## Total Batters Faced

Jason Hursh .....	1,285
Scott Diamond .....	1,025
Richard Sullivan .....	954
Greg Ross .....	902
Ryan Basner .....	897

## Hit Batsmen

Aaron Northcraft.....	17
Richard Sullivan .....	15
Lucas Sims .....	15
Paul Bush.....	13
Billy Bullock .....	12

\*Based on a minimum 0.8 IP per league games (112 IP)

# M-BRAVES PITCHING RECORDS

## Team - Single Game

Most Innings Pitched .....	16 (Last: 8/20/16 vs PNS)
Most Hits Allowed, Game .....	25 (5/10/06 vs WTN)
Most Runs Allowed, Game .....	17 many (Last: 4/27/11 vs MTG)
Most Runs Allowed, Inning .....	11 many (Last: 4/13/13 at BIR)
Most Walks Allowed .....	13 (4/24/12 at BIR)
Most Strikeouts .....	20 (Last: 8/4/16 at PNS)
Most Home Runs Allowed .....	5 (4/15/10 at WTN)
Longest Game (time) .....	5:03 (4/15/12 at JXN)

## Individual - Single Season

Most Wins .....	13, Todd Redmond (2008)
Most Losses .....	14, Chris Waters (2006)
Most Saves .....	28, Luis Valdez (2008)
Lowest Earned Run Average (Based on 0.8 IP Per Game) .....	2.39, Gus Schlosser (2013)
Most Games Started .....	28, Kelvin Villa (2007)
Most Complete Games .....	3, Sean Gilmartin & Tyrell Jenkins ('12 and '15)
Most Innings Pitched .....	166.1, Todd Redmond, (2008)
Most Hits Allowed .....	169, Kelvin Villa (2007)
Most Runs Allowed .....	94, Kelvin Villa (2007)
Most Earned Runs Allowed .....	86, Kelvin Villa (2007)
Most Walks Allowed .....	89, Kyle Cofield (2009)
Most Strikeouts .....	152, Sean Newcomb (2016)
Most Home Runs Allowed .....	24, Chris Waters (2006)
Most Hit Batsmen .....	14, Aaron Northcraft (2013)
Most Wild Pitches .....	13, Kyle Cofield (2009)

*\*Based on a minimum 0.8 IP per game*

# M-BRAVES HIGHS AND LOWS

## Club Pitching

Most Strikeouts, Game .....	20 (Last: 8/4/16 at PNS)
Most Walks Allowed, Game.....	13 (4/24/12 at BIR)
Most Runs Allowed, Inning.....	11 (Last: 4/13/13 at BIR)
Most Runs Allowed, Game .....	17 (Last: 4/27/11 vs MTG)
Most Home Runs Allowed, Game.....	5 (4/15/10 at WTN)
Most Hits Allowed, Game.....	25 (5/10/06 vs WTN)
Fewest Hits Allowed, Game.....	0 (Last: 8/2/10 vs MOB)
Most Consecutive Scoreless Innings Pitched.....	27 (6/26-6/28/05)
Most Consecutive Innings w/o an ER .....	38 (6/26-7/1/05)

## Individual Pitching

Most Innings, Game, Starter.....	9.0 (Last: Jake Brigham, 6/4/15 vs JXN)
Most Innings, Game, Reliever.....	7.0 (Erik Cordier, 7/17/10 at MOB)
Most Strikeouts, Game, Starter .....	14 (Tommy Hanson, 6/25/08 vs BIR)
Most Strikeouts, Game, Reliever .....	8 (Last: Erik Cordier, 7/17/10 at MOB)
Most Walks, Game, Starter.....	7 (Last: Tyler Pike, 7/14/17 at PNS)
Most Walks, Game, Reliever.....	6 (Kyle Cofield, 5/16/09 at MTG)
Most Home Runs Allowed, Game.....	4 (Last: Mike Minor, 4/25/14 at PNS)
Most Complete Games .....	1 many (Last: Jake Brigham, 06/04/15 vs JXN)
Most Complete Games (Shortened).....	2 (Kolby Allard, 6/16/17 vs MTG, 9/1/17 vs BIR)
Most Shutouts.....	1 (Last: Greg Ross, 6/30/14 vs HVL)
Individual No-Hitter .....	1 (Tommy Hanson, 6/25/08 vs BIR)
Combined No-Hitter .....	1 (Julio Teheran and Tyrelle Harris, 8/2/10 vs MOB)
Low-Hit Complete Game.....	0 H (Tommy Hanson, 6/25/08 vs BIR)
Longest Winning Streak, Starter .....	6 G (Chris Ellis, 4/8-5/15/16)
Longest Winning Streak, Reliever .....	3 G (Last: Ryne Harper, 6/27-7/6/14)
Longest Losing Streak .....	5 G (Last: Max Fried, 5/11-6/2/17)
Most Consecutive Scoreless IP, Starter .....	27.1 IP (Mike Soroka, 6/5-6/15/17)
Most Consecutive Scoreless IP, Reliever.....	26.1 IP (J. Vasquez)



# YEARLY PITCHING RECORDS

## Mississippi Braves Year-by-Year Pitching

Year	Club	W-L	ERA	G	GS	CG	SHO	SV	IP	H	R	ER	HR	HB	BB	SO	WP	AVG
2005	Mississippi	64-68	3.98	132	132	2	13	29	1154.1	1136	569	510	76	43	445	916	55	.262
2006	Mississippi	58-80	3.87	138	138	2	10	36	1217.1	1177	604	524	108	55	472	1037	58	.256
2007	Mississippi	67-72	3.81	139	139	0	8	39	1235.0	1234	602	523	78	39	448	986	65	.264
2008	Mississippi	73-66	4.28	139	139	1	12	58	1208.1	1204	643	574	89	68	486	1032	67	.262
2009	Mississippi	65-73	3.57	138	138	3	8	36	1216.0	1131	573	482	54	54	577	953	83	.248
2010	Mississippi	63-74	3.98	137	137	0	9	34	1195.1	1162	617	529	71	53	505	1147	75	.256
2011	Mississippi	61-79	4.04	140	140	5	8	29	1220.2	1216	664	548	89	74	500	1036	71	.259
2012	Mississippi	62-77	3.65	139	139	7	9	27	1222.0	1116	569	495	77	51	498	1031	75	.245
2013	Mississippi	76-63	3.07	139	139	1	14	31	1229.1	1128	489	420	60	51	454	1080	51	.244
2014	Mississippi	83-56	3.37	139	139	3	16	42	1223.1	1117	513	458	70	54	381	1043	56	.244
2015	Mississippi	69-67	3.55	136	136	4	11	47	1196.1	1143	547	472	41	49	502	938	58	.254
2016	Mississippi	73-65	3.10	138	138	2	9	44	1252.1	1044	493	432	54	70	534	1196	94	.228
2017	Mississippi	58-80	3.56	138	138	5	10	32	1215.2	1066	559	481	77	52	562	1196	96	.237

## Mississippi Braves Individual Yearly Pitching Leaders

### Wins

2005	C. James/B. O'Connor, 9
2006	Chris Waters, 8
2007	J. Reyes/K. Villa, 8
2008	Todd Redmond, 13
2009	Kyle Cofield, 10
2010	Erik Cordier, 11
2011	Brett Oberholtzer, 9
2012	Zeke Spruill, 9
2013	Michael Lee, 9
2014	Jason Hursh, 11
2015	Greg Ross, 7
2016	Chris Ellis/Sean Newcomb, 8
2017	Mike Soroka, 11

### Losses

2005	Ryan Basner, 10
2006	Chris Waters, 14
2007	Kelvin Villa, 12
2008	Kris Medlen, 8
2009	Scott Diamond, 10
2010	Richard Sullivan, 11
2011	Brett Oberholtzer, 9
2012	Zeke Spruill, 11
2013	M. Lee/A. Northcraft/I. Thomas, 8
2014	Jason Hursh, 7
2015	Greg Ross, 9
2016	Andrew Thurman/Sean Newcomb, 7
2017	Kolby Allard/Max Fried, 11

### ERA (Based on 0.8 IP Per Game)

2005	Jorge Vasquez, 1.12
2006	Arthur Santos, 1.79
2007	Joey Devine, 2.06
2008	Luis Valdez, 2.76
2009	Kevin Gunderson, 2.55
2010	Brandon Beachy, 1.47
2011	Paul Clemens, 3.73
2012	Gary Moran, 2.91
2013	Gus Schlosser, 2.39
2014	Williams Perez, 2.91
2015	Greg Ross, 3.99
2016	Sean Newcomb, 3.86
2017	Mike Soroka, 2.75

### Appearances

2005	Glenn Tucker, 49
2006	Glenn Tucker, 50
2007	J. Ascanio/M. Nix, 44
2008	Luis Valdez, 55
2009	Kevin Gunderson, 42
2010	Juan Abreu, 39
2011	Benino Pruneda, 52
2012	Mark Lamm/Cory Rasmus, 50
2013	Ryne Harper, 41
2014	Ryne Harper, 48
2015	Bryton Trepagnier, 42
2016	Steve Kent, 41
2017	Danny Reynolds, 39

# YEARLY PITCHING RECORDS

## Games Started

2005	Brian O'Connor, 19
2006	Chris Waters, 27
2007	Kelvin Villa, 28
2008	Todd Redmond, 27
2009	K. Cofield and R. Reynoso, 24
2010	Jacob Thompson, 23
2011	R. Delgado/B. Oberholtzer, 21
2012	David Hale/Zeke Spruill, 27
2013	Aaron Northcraft, 26
2014	Jason Hursh, 26
2015	Greg Ross, 23
2016	Sean Newcomb, 27
2017	Kolby Allard, 27

## Complete Games

2005	A. Lerew/R. Basner, 1
2006	M. Harrison/F. Bueno, 1
2007	n/a
2008	Tommy Hanson, 1
2009	K. Cofield, J. Ortegado, and J. Venters, 1
2010	n/a
2011	Randall Delgado, 2
2012	Sean Gilmartin, 3
2013	Michael Lee, 1
2014	M. Atkins, J. Hursh, G. Ross, 1
2015	Tyrell Jenkins, 3
2016	Michael Mader/Sean Newcomb, 1
2017	n/a

## Saves

2005	Jorge Vasquez, 10
2006	Zach Schreiber, 21
2007	Joey Devine, 16
2008	Luis Valdez, 28
2009	Rafael Cruz, 12
2010	Juan Abreu, 11
2011	B. Bullock/B. Pruneda, 11
2012	Mark Lamm, 10
2013	Ryne Harper, 11
2014	Shae Simmons, 14
2015	Tyler Jones, 16
2016	Madison Younginer, 14
2017	Jason Hursh, 5

## Innings Pitched

2005	Brian O'Connor, 133.1
2006	Chris Waters, 155.0
2007	Kelvin Villa, 143.2
2008	Todd Redmond, 166.1
2009	Ryne Reynoso, 148.0
2010	Erik Cordier, 135.2
2011	Brett Oberholtzer, 127.2
2012	Zeke Spruill, 161.2
2013	Aaron Northcraft, 137.0
2014	Jason Hursh, 148.1

2015	Greg Ross, 137.2
2016	Sean Newcomb, 140.0
2017	Mike Soroka, 153.2

## Hits Allowed

2005	Brian O'Connor, 127
2006	Chris Waters, 152
2007	Kelvin Villa, 169
2008	Todd Redmond, 164
2009	Scott Diamond, 152
2010	Jacob Thompson, 163
2011	Brett Oberholtzer, 119
2012	Zeke Spruill, 158
2013	Michael Lee, 160
2014	Jason Hursh, 151
2015	Greg Ross, 146
2016	Sean Newcomb, 113
2017	Kolby Allard, 146

## Runs Allowed

2005	Brian O'Connor, 66
2006	Chris Waters, 90
2007	Kelvin Villa, 94
2008	Todd Redmond, 72
2009	Kyle Cofield, 74
2010	Jacob Thompson, 85
2011	Brett Oberholtzer, 65
2012	Zeke Spruill, 81
2013	Aaron Northcraft, 66
2014	Jason Hursh, 70
2015	Greg Ross, 65
2016	Sean Newcomb, 62
2017	Kolby Allard, 62

## Earned Runs Allowed

2005	R. Basner/M. Wright, 57
2006	Chris Waters, 83
2007	Kelvin Villa, 86
2008	Todd Redmond, 65
2009	Kyle Cofield, 61
2010	Jacob Thompson, 69
2011	Luis Avilan, 54
2012	Zeke Spruill, 66
2013	Michael Lee, 53
2014	Jason Hursh, 59
2015	Greg Ross, 61
2016	Sean Newcomb, 60
2017	Max Fried, 57

## Walks

2005	Brian O'Connor, 63
2006	Chris Waters, 79
2007	Kelvin Villa, 66
2008	Carlos Sencion, 44
2009	Kyle Cofield, 89
2010	Erik Cordier, 69

# YEARLY PITCHING RECORDS

2011 .....	Randall Delgado, 46
2012 .....	David Hale, 67
2013 .....	Aaron Northcraft, 51
2014 .....	Jason Hursh, 43
2015 .....	Greg Ross, 47
2016 .....	Sean Newcomb, 71
2017 .....	Tyler Pike, 63

## Strikeouts

2005 .....	Chuck James, 104
2006 .....	Chris Waters, 117
2007 .....	Kelvin Villa, 121
2008 .....	Todd Redmond, 133
2009 .....	Scott Diamond, 111
2010 .....	Erik Cordier, 113
2011 .....	Randall Delgado, 110
2012 .....	David Hale, 124
2013 .....	Ian Thomas, 123
2014 .....	Williams Perez, 94
2015 .....	Greg Ross, 80
2016 .....	Sean Newcomb, 152
2017 .....	Kolby Allard, 129

## Home Runs Allowed

2005 .....	Casey DeHart, 10
2006 .....	Chris Waters, 24
2007 .....	Kelvin Villa, 14
2008 .....	Todd Redmond, 17
2009 .....	Ryne Reynoso, 12
2010 .....	Jacob Thompson, 12
2011 .....	Randall Delgado, 11
2012 .....	David Hale, 11
2013 .....	Michael Lee, 10
2014 .....	Mitch Atkins, 13
2015 .....	Jorge Reyes, 7
2016 .....	Andrew Thurman, 9
2017 .....	Kolby Allard, 11

## Hit Batsmen

2005 .....	Ryan Basner, 6
2006 .....	J. Ascanio/P. Bush, 6
2007 .....	Charlie Morton, 6
2008 .....	Tommy Hanson, 9
2009 .....	Kyle Cofield, 9
2010 .....	Richard Sullivan, 12
2011 .....	Billy Bullock, 9
2012 .....	David Hale, 10
2013 .....	Aaron Northcraft, 14
2014 .....	Williams Perez, 11
2015 .....	Stephen Janas, 7
2016 .....	Lucas Sims, 11
2017 .....	Mike Soroka, 10

## Wild Pitches

2005 .....	Sean White, 7
2006 .....	Dan Smith, 8
2007 .....	Charlie Morton, 11
2008 .....	Michael Nix, 8
2009 .....	Kyle Cofield, 13
2010 .....	Erik Cordier, 10
2011 .....	P. Clemens/B. Pruneda, 7
2012 .....	David Hale, 9
2013 .....	Juan Jaime, 7
2014 .....	Williams Perez, 9
2015 .....	Bryton Trepagnier, 9
2016 .....	Andrew Thurman, 9
2017 .....	Kolby Allard, 10

# LEAGUE LEADERS

## Braves Double-A League Leaders

### **Batting Champion**

1984 .....	Doc Estes, .341
2004 .....	N. Calzado, .359
2016 .....	Ozzie Albies, .321

### **Runs**

1970 .....	Harold Hodge, 72*
.....	Fred Smith, 72*
1984 .....	Michael Cole, 105

### **Hits**

1984 .....	Doc Estes, 174
1988 .....	Mark Lemke, 153

### **Total Bases**

1970 .....	Harold Hodge, 214
1988 .....	Mark Lemke, 238

### **Doubles**

1971 .....	Francisco Obregon, 28
1984 .....	Stephen Curry, 32
2010 .....	Mauro Gomez, 42
2016 .....	Dustin Peterson, 38

### **Triples**

1978 .....	Gary Cooper, 9
1988 .....	LaBarry Jones, 8^
.....	Dennis Hood, 8^
2005 .....	Gregor Blanco, 12
2008 .....	Matt Young, 11*

### **Home Runs**

1977 .....	Charles Keller, 17~
------------	---------------------

### **RBI**

1977 .....	Charles Keller, 86
1983 .....	Miguel Sosa, 93
2011 .....	Ernesto Mejia, 99

### **On-Base Percentage**

2014 .....	Kyle Kubitz, .405
------------	-------------------

### **Walks**

2014 .....	Kyle Kubitz, 77
------------	-----------------

### **Stolen Bases**

1972 .....	Rodney Gilbreath, 45
1976 .....	Roger Cador, 42*
1982 .....	Milt Thompson, 68
1983 .....	Mike Cole, 75
2009 .....	Matt Young, 42

### **ERA Champion**

1974 .....	Mike Beard, 2.40
1978 .....	Roger Alexander, 1.84
2012 .....	Gary Moran, 2.91

### **Wins**

1974 .....	Domingo Figueroa, 15
1981 .....	Craig McMurtry, 15
1991 .....	Napoleon Robinson, 16
1992 .....	Nathan Minchey, 13^
2008 .....	Todd Redmond, 13*

### **Losses**

1971 .....	Mike Hebert, 15*
1981 .....	Timothy Cole, 15
2006 .....	Chris Waters, 14

### **Winning Percentage**

1974 .....	D. Figueroa, .789, 15-4
1983 .....	Tom Waddell, .800, 8-2*
1989 .....	Lee Upshaw, .800, 8-2
1991 .....	Turk Wendell, .786, 11-3
1992 .....	Andy Nezelek, .818, 9-2

### **Strikeouts**

1980 .....	Steve Bedrosian, 161
2008 .....	Todd Redmond, 133
2016 .....	Sean Newcomb, 152

### **Innings Pitched**

1980 .....	Steve Bedrosian, 203
------------	----------------------

### **Walks**

1977 .....	Dan Morogiello, 99
1985 .....	Duane Ward, 105
1987 .....	Kevin Coffman, 130
2009 .....	Kyle Cofield, 89
2017 .....	Tyler Pike, 63

### **Home Runs Allowed**

2006 .....	Chris Waters, 24
------------	------------------

### **Shutouts**

2008 .....	Tommy Hanson, 11
------------	------------------

### **Complete Games**

2015 .....	Tyrell Jenkins, 3
------------	-------------------

\* indicates a tie for the league lead

~ indicates a three-way tie for the league lead

^ indicates a four-way tie for the league lead

! indicates a five-way tie for the league lead

## AWARD WINNERS

## Mid-Season All-Stars

2005	*Jeff Francoeur, OF Chuck James, P *Anthony Lerew, P *Scott Thorman, IF	2013	Christian Bethancourt, C Edward Salcedo, 3B Jaime Pedroza, SS Jose Martinez, OF *Mark Lamm, P #Gus Schlosser, P
2006	Matt Wright, P Barbaro Canizares, OF	2014	Elmer Reyes, SS J.R. Graham, RHP Mycal Jones, OF Matt Kennelly, C >Aaron Northcraft, RHP Williams Perez, RHP James Hoyt, RHP *Shae Simmons, RHP
2007	Phillip Wellman, Manager Derek Botelho, Pitching Coach Franklin Stubbs, Coach Drew Van Dam, Trainer Jose Ascanio, P Joey Devine, P Matt Esquivel, OF Matt Harrison, P Diory Hernandez, IF J.C. Holt, IF Brandon Jones, OF Carl Loadenthal, OF *Jo-Jo Reyes, P Zach Schreiber, P	2015	*Jake Brigham, RHP Mallex Smith, OF Tyrell Jenkins, RHP Jorge Reyes, RHP Tyler Jones, RHP >Chris O'Dowd, C
2008	Todd Redmond, P Matt Young, OF	2016	Willians Astudillo, C Mauricio Cabrera, RHP *Chris Ellis, RHP Dustin Peterson, OF Dansby Swanson, INF
2009	JC Boscan, C Kyle Cofield, P Matt Young, OF <i>Best Hustler</i> *Jonny Venters, P	2017	Ronald Acuna, OF Kolby Allard, LHP Travis Demeritte, INF Joey Meneses, INF Kade Scivicque, C Mike Soroka, RHP Luis Valenzuela, INF
2010	Orlando Mercado, C Willie Cabrera, OF Mauro Gomez, UTL IF Brandon Beachy, P #Cody Johnson, DH *Mike Minor, P	* Did Not Participate -- Promoted # Did Not Participate -- Injury > Did Not Participate -- Other Reasons	
2011	Tyler Pastornicky, SS Paul Clemens, P Randall Delgado, P J.J. Hoover, P Brett Oberholtzer, P	<b>Post-Season All-Stars</b>	
2012	Ryan Buchter, P David Hale, P Sean Gilmartin, P Gary Moran, P Zeke Spruill, P Christian Bethancourt, C Andrelton Simmons, SS Todd Cunningham, OF	2007	Carl Loadenthal OF, <i>Best Hustler</i>
		2008	Todd Redmond, P
		2011	Tyler Pastornicky, SS Ernesto Mejia, DH Sean Gilmartin, P Todd Cunningham, OF
		2013	Christian Bethancourt, C
		2014	Cedric Hunter, OF Williams Perez, RHP Dustin Peterson, OF
		2016	
		2017	Kolby Allard, LHP

# AWARD WINNERS

## Manager of the Year

2008 Phillip Wellman

## Players of the Week

2006 Barbaro Canizares (5/21)  
 2007 Brandon Jones (4/15)  
 2008 Reid Gorecki (5/18)  
 Matt Young (7/27)  
 JC Boscan (5/17)  
 2010 Mauro Gomez (5/17)  
 Mauro Gomez (7/6)  
 Willie Cabrera (7/12)  
 Ernesto Mejia, (7/4-10)  
 2012 Ian Gac, (4/5-16)  
 Andrelton Simmons (5/21-29)  
 2014 Kyle Kubitz (6/30-7/6)  
 2015 Emerson Landoni (7/6-12)  
 2016 Dustin Peterson (6/13-19)  
 Ozzie Albies (7/4-10)  
 Dustin Peterson (7/18-24)  
 Carlos Franco (8/1-7)  
 2017 Ronald Acuna (5/8-14)  
 Ronald Acuna (5/22-28)

## Pitchers of the Week

2005 Matt Wright (5/29)  
 Chuck James (6/26)  
 2006 Dan Smith (8/13)  
 2008 Todd Redmond (5/18)  
 Tommy Hanson (6/29)  
 Kris Medlen (7/13)  
 Todd Redmond (7/20)  
 Tommy Hanson (8/10)  
 2009 Ryne Reynoso (6/28)  
 Jose Ortigano (8/9)  
 2010 Brandon Beachy (7/12)  
 Julio Teheran (8/9)  
 2011 Randall Delgado (5/2-8)  
 Brett Oberholtzer (7/18-24)  
 2012 Sean Gilmartin (7/2-9)  
 Jose Lugo (8/13-20)  
 J.R. Graham (8/20-27)  
 2013 Alex Wood (4/22-28)  
 Gus Schlosser (4/29-5/5)  
 Gary Moran (8/19-25)  
 2014 Williams Perez (8/18-24)  
 2015 Jake Bringham (5/25-31)  
 Jake Bringham (6/1-7)  
 Andrew Barbosa (7/20-26)  
 Lucas Sims (8/17-23)  
 2016 Jed Bradley (8/8-14)  
 Sean Newcomb (8/29-9/4)  
 2017 Max Fried (4/24-30)  
 Kolby Allard (5/1-7)  
 Mike Soroka (5/8-14)  
 Touki Toussaint (8/14-20)  
 Kolby Allard (8/28-9/3)

## Most Outstanding Pitcher

2008 Todd Redmond

## Minor League Player of the Year

2009 Jason Heyward  
 2017 Ronald Acuna

## Southern League Top Prospects

2005 Jeff Francoeur, OF #3  
 Brian McCann, C #9  
 2006 Jarrod Saltalamacchia, C #10  
 2007 Brandon Jones, OF #5  
 Brent Lillibridge, IF #13  
 Jo-Jo Reyes, P #16  
 Diory Hernandez, IF #17  
 2008 Tommy Hanson, P #9  
 Jordan Schafer, OF #13  
 2009 Gorkys Hernandez, OF #9  
 Brandon Hicks, SS #7  
 Steve Marek, RHP #52  
 2010 Mike Minor, LHP #4  
 Brandon Beachy, RHP #17  
 Arodys Vizcaino, RHP #6  
 Randall Delgado, RHP #7  
 Tyler Pastornicky, SS #17  
 Brett Oberholtzer, LHP #19  
 2012 Andrelton Simmons, SS #12  
 Christian Bethancourt, C #2  
 Sean Gilmartin, LHP #11  
 2013 Alex Wood, LHP #6  
 Christian Bethancourt #8  
 Tommy La Stella #16  
 Edward Salcedo #19  
 2014 Jose Peraza #6  
 2015 Mallex Smith #16  
 Tyrell Jenkins #20  
 2016 Dansby Swanson #1  
 Ozzie Albies #3  
 Sean Newcomb #8  
 Dustin Peterson #12  
 Lucas Sims #18  
 2017 Ronald Acuna #1  
 Mike Soroka #4  
 Luiz Gohara #5  
 Austin Riley #6  
 Kolby Allard #10  
 Max Fried #19

## Rawlings Golden Glove Winner

2012 Joe Leonard, IF



# M-BRAVES IN THE MAJORS

## M-Braves with time in the Major Leagues

1. Juan Abreu	34. Yohan Flande	67. Brent Lillibridge	100. Shae Simmons
2. Manny Acosta	35. Jeff Francoeur	68. Ed Lucas	101. Mallex Smith
3. Jose Ascanio	36. Freddie Freeman	69. Matt Marksberry	102. Zeke Spruill
4. Luis Avilan	37. John Gant	70. Cody Martin	103. Phil Stockman
5. Kevin Barry	38. Evan Gattis	71. Jose Martinez	104. Dansby Swanson
6. Brandon Beachy	39. Cory Gearrin	72. Macay McBride	105. Jesus Sucre
7. Jeff Bennett	40. Sean Gilmartin	73. Brian McCann	106. Julio Teheran
8. Christian Bethancourt	41. Mauro Gomez	74. Kris Medlen	107. Joey Terdoslavich
9. Gregor Blanco	42. Reid Gorecki	75. Zach Miner	108. Ian Thomas
10. TJ Bohn	43. Phil Gosselin	76. Mike Minor	109. Scott Thorman
11. J.C. Boscan	44. J.R. Graham	77. Akeel Morris	110. Luis Valdez (Jairo Asencio)
12. Blaine Boyer	45. David Hale	78. Charlie Morton	111. Jorge Vasquez
13. Jed Bradley	46. Tommy Hanson	79. Peter Moylan	112. Jonny Venters
14. Jake Brigham	47. Matt Harrison	80. Brett Oberholtzer	113. Arody Vizcaino
15. Mike Broadway	48. Deunte Heath	81. James Parr	114. Chris Waters
16. Ryan Buchter	49. Diory Hernandez	82. Tyler Pastornicky	115. Ryan Weber
17. Francisely Bueno	50. Gorkys Hernandez	83. Jose Peraza	116. Rob Whalen
18. Mauricio Cabrera	51. Luis Hernandez	84. Williams Perez	117. Sean White
19. Barbaro Canizares	52. Jason Heyward	85. Jason Perry	118. Alex Wood
20. Daniel Castro	53. Brandon Hicks	86. Jay Powell	119. Matt Young
21. Hunter Cervenka	54. J.J. Hoover	87. Martin Prado	120. Madison Younginer
22. Jaye Chapman	55. James Hoyt	88. Cory Rasmus	121. Johan Camargo
23. Paul Clemens	56. Cedric Hunter	89. Todd Redmond	122. Ryne Harper
24. Tim Collins	57. Jason Hursh	90. Jo-Jo Reyes	123. Sean Newcomb
25. Roman Colon	58. Juan Jaime	91. Antoan Richardson	124. Max Povse
26. Erik Cordier	59. Chuck James	92. Rio Ruiz	125. Lucas Sims
27. John Cornely	60. Tyrell Jenkins	93. Jarrod Saltalamacchia	126. Ozzie Albies
28. Brandon Cunniff	61. Brandon Jones	94. Clint Sammons	127. Max Fried
29. Todd Cunningham	62. Ryan Kelly	95. Jordan Schafer	128. A.J. Minter
30. Randall Delgado	63. Craig Kimbrel	96. Gus Schlosser	129. Luiz Gohara
31. Joey Devine	64. Kyle Kubitz	97. Ben Sheets	
32. Scott Diamond	65. Tommy La Stella	98. Chasen Shreve	
33. Yunel Escobar	66. Anthony Lerew	99. Andrelton Simmons	

## M-Braves promoted directly to Atlanta from Mississippi

1.....	Brian McCann	12.....	Andrelton Simmons
2.....	Blaine Boyer	13.....	Alex Wood
3.....	Jorge Vasquez	14.....	Christian Bethancourt
4.....	Jeff Francoeur	15.....	Shae Simmons
5.....	Jay Powell	16.....	Chasen Shreve
6.....	Joey Devine	17.....	Hunter Cervenka
7.....	Martin Prado	18.....	Mauricio Cabrera
8.....	Jarrod Saltalamacchia	19.....	Akeel Morris
9.....	Jose Ascanio	20.....	Dansby Swanson
10.....	Clint Sammons	21.....	Max Fried
11.....	Randall Delgado		

# M-BRAVES IN THE MAJORS

## M-Braves with time in the Major Leagues by year

### 2005 (10)

Blaine Boyer  
Roman Colon ('04)  
Joey Devine  
Jeff Francoeur  
Chuck James  
Anthony Lerew  
Macay McBride  
Brian McCann  
Jay Powell  
Jorge Vasquez ('04)

### 2006 (5)

Kevin Barry  
Zach Miner  
Martin Prado  
Phil Stockman  
Scott Thorman

### 2007 (10)

Manny Acosta  
Jose Ascanio  
Jeff Bennett ('04)  
Yunel Escobar  
Luis Hernandez  
Brandon Jones  
Jo-Jo Reyes  
Jarrod Saltalamacchia  
Clint Sammons  
Sean White

### 2008 (9)

Gregor Blanco  
TJ Bohn  
Brent Lillibridge  
Charlie Morton  
Jason Perry  
Matt Harrison  
Francisely Bueno  
James Parr  
Chris Waters

### 2009 (7)

Tommy Hanson  
Kris Medlen  
Luis Valdez  
Barbaro Canizares  
Diory Hernandez  
Reid Gorecki  
Jordan Schafer

### 2010(8)

Brandon Beachy  
JC Boscan  
Freddie Freeman  
Jason Heyward  
Brandon Hicks  
Craig Kimbrel  
Mike Minor  
Jonny Venters

### 2011(10)

Juan Abreu  
Tim Collins  
Randall Delgado  
Scott Diamond  
Cory Gearrin  
Tyler Pastornicky  
Antoan Richardson  
Julio Teheran  
Arodys Vizcaino  
Matt Young

### 2012 (10)

Luis Avilan  
Jaye Chapman  
Mauro Gomez  
Deunte Heath  
Gorkys Hernandez  
J.J. Hoover  
Peter Moylan  
Todd Redmond  
Ben Sheets  
Andreton Simmons

### 2013 (13)

Christian Bethancourt  
Paul Clemens  
Todd Cunningham  
Evan Gattis  
Phil Gosselin  
David Hale  
Ed Lucas  
Brett Oberholtzer  
Cory Rasmus  
Zeke Spruill  
Jesus Sucre  
Joey Terdoslavich  
Alex Wood

### 2014 (9)

Ryan Buchter  
Erik Cordier  
Yohan Flande  
Juan Jaime  
Tommy La Stella  
Gus Schloser  
Chasen Shreve  
Shae Simmons  
Ian Thomas

### 2015 (13)

Jake Brigham  
Mike Broadway  
Daniel Castro  
John Cornely  
Brandon Cunniff  
Sean Gilmartin  
JR Graham  
Ryan Kelly  
Kyle Kubitz  
Cody Martin  
Jose Peraza  
Williams Perez  
Ryan Weber

### 2016 (16)

Jed Bradley  
Mauricio Cabrera  
Hunter Cervenka  
John Gant  
James Hoyt  
Cedric Hunter  
Jason Hursh  
Tyrell Jenkins  
Matt Marksberry  
Jose Martinez  
Akeel Morris  
Rio Ruiz  
Mallex Smith  
Dansby Swanson  
Rob Whalen  
Madison Younginer

### 2017 (9)

Ozzie Albies  
Johan Camargo  
Max Fried  
Luiz Gohara  
Ryne Harper  
A.J. Minter  
Sean Newcomb  
Max Povse  
Lucas Sims

# M-BRAVES ALL-TIME ROSTER

## A

<b>Juan Abreu</b> .....	10
<b>Manny Acosta</b> .....	06
Ronald Acuna .....	17
Kevin Ahrens .....	15
<b>Ozzie Albies</b> .....	16
Kolby Allard .....	17
Carlos Almanzar .....	06
Chris Anderson .....	09-10
Armando Araiza .....	17
Tony Armas .....	09
Derrick Arnold .....	08
Josh Arteaga .....	05-06
<b>Jose Ascanio</b> .....	06-07
Willians Astudillo .....	16
Mitch Atkins .....	13-14
<b>Luis Avilan</b> .....	11-12
Luis Ayala .....	13*

## B

Ryan Baerlocher .....	07
Brad Baker .....	06
Manny Banuelos .....	16
Andrew Barbosa .....	15
Brandon Barker .....	16
John Barnes .....	05
<b>Kevin Barry</b> .....	05
Ryan Basner .....	05-08
Lay Batista .....	14
<b>Brandon Beachy</b> .....	09-10, 13*
Travor Belicek .....	16
<b>Jeff Bennett</b> .....	07-08
Paul Bennett .....	07
Eric Berger .....	14
Miguel Bernard .....	05
<b>Christian Bethancourt</b> .....	12-13
Jesse Biddle .....	17
Zack Bird .....	15
Joe Bisenius .....	13
<b>Gregor Blanco</b> .....	05-06
Seth Bobbitt .....	05
<b>TJ Bohn</b> .....	07
Luis Bolivar .....	10
<b>JC Boscan</b> .....	08-09
Shawn Bowman .....	11
<b>Blaine Boyer</b> .....	05
<b>Jed Bradley</b> .....	16
Dan Brewer .....	13
<b>Jake Brigham</b> .....	15
Phillip Britton .....	07-09
<b>Michael Broadway</b> .....	09-11
Cole Bocker .....	15
David Bromberg .....	14
Rex Brothers .....	17
<b>Ryan Buchter</b> .....	12
<b>Francisely Bueno</b> .....	06-07
Billy Bullock .....	11-12

Tyler Bullock .....	07
Danny Burawa .....	16
Enrique Burgos .....	17
Josh Burrus .....	05-07
Paul Bush .....	05-08

## C

<b>Mauricio Cabrera</b> .....	15-16, 17
Willie Cabrera .....	08-11
Jose Camarena .....	08-09
<b>Johan Camargo</b> .....	16
Brett Cammons (Formerly Butts) .....	07, 09-12
Eric Campbell .....	09
Jorge Campillo .....	09*
<b>Barbaro Canizares</b> .....	06-07
Eliecer Cardenas .....	11
Alden Carrithers .....	12-13
Daniel Carroll .....	14
<b>Daniel Castro</b> .....	14-15
Erik Castro .....	14
Yeliar Castro .....	10-11
<b>Hunter Cervenka</b> .....	15-16
Jaye Chapman .....	10-11
Ozzie Chavez .....	12
Jason Christian .....	12
<b>Paul Clemens</b> .....	11
Corbin Clouse .....	17
Chris Cody .....	11
Matt Coenen .....	05
Kyle Cofield .....	09-10
<b>Tim Collins</b> .....	10
Dave Coggin .....	06
<b>Roman Colon</b> .....	05
Christian Colonel .....	10
<b>Erik Cordier</b> .....	10-12
Lance Cormier .....	07*
<b>John Cornely</b> .....	14
Greg Creek .....	07-09
Matt Crim .....	11
Rafael Cruz .....	09
Jairo Cuevas .....	08
<b>Brandon Cunniff</b> .....	14-16*
<b>Todd Cunningham</b> .....	12
Keith Curcio .....	17
Daniel Curtis .....	05-06

## D

Andrew Daniel .....	17
Michael Daniel .....	10
Rudy Darrow .....	09
Bobby Darula .....	06
Kyle Davies .....	06*
Quentin Davis .....	08
Casey DeHart .....	05
<b>Randall Delgado</b> .....	10-11
Travis Demeritte .....	17
<b>Joey Devine</b> .....	05-07

# M-BRAVES ALL-TIME ROSTER

<b>Scott Diamond</b> .....	<b>09-10</b>
Matt Diaz .....	08*
Gavin Dickey .....	11
Bryan Digby .....	06
Caleb Dirks .....	16
Terry Doyle .....	14
Brian Dumesnil .....	08-09
Eric Duncan .....	10
Carlos Duran .....	05-06

## E

Pat Egan .....	13
Chris Ellis .....	16
Brady Endl .....	06
<b>Yunel Escobar</b> .....	<b>06</b>
Matt Esquivel .....	06-07
Dustin Evans .....	08, 10

## F

Cody Fassold .....	14
Jeff Fiorentino .....	11
Yohan Flande .....	11, 13
Gavin Floyd .....	14*
Carlos Franco .....	16-17
Iker Franco .....	05
<b>Jeff Francoeur</b> .....	<b>05, 08</b>
<b>Freddie Freeman</b> .....	<b>09</b>
<b>Max Fried</b> .....	<b>17</b>

## G

Ian Gac .....	12
Jerome Gamble .....	08-09
<b>John Gant</b> .....	<b>15</b>
Eric Garcia .....	15
Joe Gardner .....	14
<b>Evan Gattis</b> .....	<b>12</b>
Stephen Gaylor .....	16-17
<b>Cory Gearrin</b> .....	<b>09</b>
Sal Giardina .....	17
Derrick Gibson .....	05
<b>Sean Gilmartin</b> .....	<b>12</b>
Tom Glavine .....	08-09*
Sean Godfrey .....	15-16
<b>Luiz Gohara</b> .....	<b>17</b>
Greg Golson .....	13
<b>Mauro Gomez</b> .....	<b>10</b>
Yassar Gomez .....	10
Juan Gonzalez .....	10
Mike Gonzalez .....	08*
<b>Reid Gorecki</b> .....	<b>08</b>
<b>Phil Gosselin</b> .....	<b>12-13</b>
Josh Graham .....	17
<b>J.R. Graham</b> .....	<b>12-14</b>
Randy Gress .....	10
Kevin Gunderson .....	07-09
Tim Gustafson .....	09-11
Javier Guzman .....	08-09

## H

<b>David Hale</b> .....	<b>12</b>
Mike Hampton .....	08*
Erik Hamren .....	13
<b>Tommy Hanson</b> .....	<b>08</b>
Rowdy Hardy .....	11
Reed Harper .....	16, 17
<b>Ryne Harper</b> .....	<b>13-15</b>
Cory Harrilchak .....	11-12
Tyrelle Harris .....	10
<b>Matt Harrison</b> .....	<b>06-07</b>
Deunte Heath .....	08-09
Robby Hefflinger .....	13-14
Sean Henry .....	11
<b>Diory Hernandez</b> .....	<b>07-08</b>
<b>Gorkys Hernandez</b> .....	<b>09</b>
<b>Luis Hernandez</b> .....	<b>05-06</b>
Moises Hernandez .....	07, 09
<b>Jason Heyward</b> .....	<b>09</b>
<b>Brandon Hicks</b> .....	<b>08-09</b>
J.C. Holt .....	07-08
<b>J.J. Hoover</b> .....	<b>10-11</b>
<b>James Hoyt</b> .....	<b>13-14</b>
Jon Huber .....	10
<b>Cedric Hunter</b> .....	<b>14</b>
<b>Jason Hursh</b> .....	<b>14-16, 17</b>
Levi Hyams .....	15-16-17
Lee Hyde .....	07, 09-10

## J

Alex Jackson .....	17
Justin Jackson .....	15
<b>Juan Jaime</b> .....	<b>13, 15</b>
<b>Chuck James</b> .....	<b>05</b>
Jared James .....	17
Willie James .....	06
Stephen Janas .....	15-16
<b>Tyrell Jenkins</b> .....	<b>15</b>
Connor Joe .....	17
Benji Johnson .....	09-10
Cody Johnson .....	09-10
<b>Brandon Jones</b> .....	<b>06-07</b>
Chipper Jones .....	06*
Chris Jones .....	12-13
Mycal Jones .....	10-15
Travis Jones .....	09-10
Tyler Jones .....	15
Corban Joseph .....	15
Onil Joseph .....	05-06
Sung Ki Jung .....	07-08
Mark Jurich .....	07-08

## K

Kala Ka'aihue .....	07-09
KD Kang .....	15
Kenshin Kawakami .....	11
Thomas Keeling .....	13

# M-BRAVES ALL-TIME ROSTER

<b>Ryan Kelly</b> .....	<b>14-15</b>
Matt Kennelly.....	11-12,
.....	14-16
Steve Kent .....	05, 16
<b>Craig Kimbrel</b> .....	<b>09</b>
Kyle Kinman.....	15-16, 17
Kody Kirkland .....	09
Barrett Kleinkecht .....	12-15
Mark Kotsay .....	08*
Jordan Kreke.....	11
<b>Kyle Kubitz</b> .....	<b>14</b>

## L

Mitch Lambson .....	15
Mark Lamm .....	12-13, 15
Emerson Landoni .....	12-16, 17
Jordy Lara .....	16
<b>Tommy La Stella</b> .....	<b>13</b>
Brent Leach .....	12
Michael Lee.....	13
Marcus Lemon .....	11
Joe Leonard .....	12, 14
<b>Anthony Lerew</b> .....	<b>05-06</b>
Taylor Lewis.....	16
Connor Lien .....	16-17
<b>Brent Lillibridge</b> .....	<b>07</b>
Donell Linares .....	10-11
Matt Lipka .....	14-16
Carl Loadenthal .....	06-08
Seth Loman .....	14-15
<b>Ed Lucas</b> .....	<b>11</b>
Jose Lugo .....	11-12
Omar Luna.....	13
Fernando Lunar .....	07
Chad Lundahl .....	07-08
Jeff Lyman .....	08-10

## M

Alejandro Machado .....	10
Michael Mader.....	16-17
Brahiam Maldonado .....	12
Robert Marcial .....	08-09
Steve Marek .....	08-10
<b>Matt Marksberry</b> .....	<b>16</b>
Christian Marrero.....	12-13
<b>Cody Martin</b> .....	<b>13</b>
Carlos Martinez .....	17
Cristhian Martinez .....	13*
<b>Jose Martinez</b> .....	<b>13</b>
Chris Masters .....	11-12
Luis Mateo.....	15
Victor Mateo .....	15-16
<b>Macay McBride</b> .....	<b>05-06</b>
<b>Brian McCann</b> .....	<b>05</b>
Cole McCurry .....	12-13
Shawn McGill .....	10, 12-13
Andrew McKirahan .....	15

Nate McLouth .....	09*
<b>Kris Medlen</b> .....	<b>07-08, 17</b>
Ernesto Mejia .....	09, 11
Joey Meneses.....	16-17
Orlando Mercado.....	10
Cole Miles.....	10
Adam Milligan .....	12
<b>Zach Miner</b> .....	<b>05</b>
<b>Mike Minor</b> .....	<b>10, 14*</b>
<b>AJ Minter</b> .....	<b>16, 17</b>
Derrick Mitchell.....	14
Dylan Moore.....	17
Jonathan Morales.....	17
Gary Moran .....	12-13
Eddie Morlan.....	11
<b>Akeel Morris</b> .....	<b>16-17</b>
<b>Charlie Morton</b> .....	<b>07</b>
<b>Peter Moylan</b> .....	<b>12</b>

## N

Raymar Navarro .....	17
Brad Nelson .....	07-08
Dan Nelson .....	10-11
Tyler Neslony .....	17
Mike Nesseth .....	15
<b>Sean Newcomb</b> .....	<b>16</b>
Michael Nix .....	07-08
Dax Norris .....	06
Aaron Northcraft.....	13-14
Gustavo Nunez.....	14
Luis Nunez .....	13

## O

<b>Brett Oberholtzer</b> .....	<b>11</b>
Omar Obregon .....	17
Brian O'Connor .....	05
Chris O'Dowd .....	15
Michael O'Keefe.....	05
Michael O'Neal .....	16
Joseph Odom .....	16
Jose Ortegano .....	09
Edgar Osuna .....	09
Josh Outman .....	15*
Jon Owings.....	09

## P

Ronan Pacheco.....	13-14
Greg Paiml .....	12
Thomas Palica .....	09-10
<b>James Parr</b> .....	<b>07-08</b>
Jordan Parraz.....	12
Wes Parsons .....	16, 17
<b>Tyler Pastornicky</b> .....	<b>10-11</b>
Nelson Payano .....	07-08
Jaime Pedroza .....	12-13
<b>Jose Peraza</b> .....	<b>14</b>
Antonio Perez.....	09

# M-BRAVES ALL-TIME ROSTER

Carlos Perez.....	14
Eddie Perez.....	06
<b>Williams Perez .....</b>	<b>14</b>
<b>Jason Perry.....</b>	<b>08</b>
David Peterson.....	15-16
Dustin Peterson.....	16
Philip Pfeifer.....	16-17
Evan Phillips.....	16-17
Tyler Pike.....	17
Van Pope.....	07-08
Mike Porzio.....	05
<b>Max Povse.....</b>	<b>16</b>
Jay Powell.....	05
Rich Poythress.....	14
<b>Martin Prado.....</b>	<b>05-06, 08*, 11*</b>
Benino Pruneda.....	10-12
Steve Pyzik.....	05

## Q

Ryan Query.....	11
-----------------	----

## R

<b>Cory Rasmus .....</b>	<b>12</b>
<b>Todd Redmond.....</b>	<b>08</b>
Chris Resop.....	10*
C.J. Retherford.....	11
Elmer Reyes.....	14
Jorge Reyes.....	14-15
<b>Jo-Jo Reyes.....</b>	<b>07</b>
Danny Reynolds.....	17
Ryan Reynoso.....	09-10
<b>Antoan Richardson.....</b>	<b>10-11</b>
Jason Richardson.....	05
Austin Riley.....	17
Junior Rincon.....	17
Ralph Roberts.....	05-06
Andrew Robinson.....	14-15
Concepcion Rodriguez.....	09-10
Geraldo Rodriguez.....	11
Sean Rodriguez.....	17
Steve Rodriguez.....	15-16
Joe Rogers.....	17
David Rohm.....	14-15
Mel Rojas Jr.....	16
Alex Romero.....	10
Francisco Rondon.....	15
Bradley Roney.....	16, 17
Michael Rosamond.....	05-06
Greg Ross.....	14-15
Mike Rozema.....	06-08
<b>Rio Ruiz.....</b>	<b>15</b>
Andrew Russell.....	12-13
Kyle Russell.....	13

## S

Edward Salcedo.....	13
<b>Jarrold Saltalamacchia .....</b>	<b>06-07</b>

<b>Clint Sammons.....</b>	<b>07</b>
Andres Santiago.....	17
Arthur Santos.....	06
Rich Scalamandre.....	07
<b>Jordan Schafer.....</b>	<b>08, 10</b>
Braeden Schlehuber.....	11, 13-15
<b>Gus Schlosser.....</b>	<b>13</b>
Eric Schmitt.....	06
Jacob Schrader.....	16
Zach Schreiber.....	06-07
Jon Schuerholz.....	05, 07
Kade Scivicque.....	16-17
Carlos Sencion.....	08
Ray Serrano.....	05-08
Aaron Shafer.....	11
<b>Ben Sheets.....</b>	<b>12</b>
<b>Chasen Shreve.....</b>	<b>12-14</b>
<b>Lucas Sims.....</b>	<b>15-16</b>
<b>Andrelton Simmons.....</b>	<b>12</b>
<b>Shae Simmons.....</b>	<b>13-14</b>
Dan Smith.....	06-08
<b>Mallex Smith.....</b>	<b>15-16</b>
Tim Smith.....	12
John Smoltz.....	08*
Chad Sobotka.....	16-17
Clint Sodowsky.....	06
Rafael Soriano.....	08*
Mike Soroka.....	17
<b>Zeke Spruill.....</b>	<b>11-12</b>
Will Startup.....	06
Bobby Stevens.....	12
<b>Phil Stockman.....</b>	<b>06-07</b>
Tanyon Sturtze.....	07*
<b>Jesus Sucre.....</b>	<b>10-11</b>
Richard Sullivan.....	09-12
Ben Swaggerty.....	11
<b>Dansby Swanson.....</b>	<b>16</b>

## T

Michael Tarsi.....	12
<b>Julio Teheran.....</b>	<b>10</b>
<b>Joey Terdoslavich.....</b>	<b>12, 15*</b>
Ivan Terrazas.....	06
<b>Ian Thomas.....</b>	<b>13-15</b>
Jacob Thompson.....	10
John Thomson.....	05-06*
<b>Scott Thorman.....</b>	<b>05</b>
Andrew Thurman.....	15-16
Wes Timmons.....	05
Dian Toscano.....	16
Touki Toussaint.....	17
Jaime Trejo.....	06
Bryton Trepagnier.....	15
Glenn Tucker.....	05-06

## V

<b>Luis Valdez (Jairo Asencio).....</b>	<b>08</b>
---	-----------



# M-BRAVES ALL-TIME ROSTER

Luis Valenzuela.....	17
Andy Van Hekken.....	05
<b>Jorge Vasquez.....</b>	<b>05</b>
Juan Velazquez.....	05
<b>Jonny Venters.....</b>	<b>08-09</b>
Kelvin Villa.....	07
Arodys Vizcaino.....	11, 15*

## W

Adam Brett Walker.....	17
Jeremy Ward.....	05
L.V. Ware.....	10, 12
Andrew Waszak.....	15
<b>Chris Waters.....</b>	<b>06</b>
David Watkins.....	06
Devan Watts.....	17
Jacob Webb.....	17
<b>Ryan Weber.....</b>	<b>14-15</b>
Nick Weglarz.....	13
<b>Sean White.....</b>	<b>05-06</b>
Patrick Weigel.....	16-17
<b>Rob Whalen.....</b>	<b>16</b>
Keenan Wiley.....	12
Wes Wilkerson.....	07
Jon Williams.....	06
Andrew Wilson.....	11-12
Joe Winkelsas.....	07
Matt Withrow.....	17
<b>Alex Wood.....</b>	<b>13</b>
Ryan Woolley.....	13
Kyle Wren.....	14
Matt Wright.....	05-06

## Y

<b>Matt Young.....</b>	<b>06-09</b>
<b>Madison Younginer.....</b>	<b>16</b>

## Z

Amadeo Zazueta.....	10
Guillermo Zuniga.....	17

## Managers

Jeff Blauser.....	06
Aaron Holbert.....	12-15
Luis Salazar.....	16-17
<b>Brian Snitker.....</b>	<b>05</b>
Phillip Wellman.....	07-10
Ralph "Rocket" Wheeler.....	11

## Coaches

Mike Alvarez.....	11-12
Roosevelt Brown.....	09
Derek Botelho.....	07-08
Ivan Cruz.....	17
Barbaro Garbey.....	16
Garey Ingram.....	10-13
.....	15-16
Dennis Lewallyn.....	13-16
Derrick Lewis.....	17
John Moses.....	14
Marty Reed.....	09-10
Ray Serrano.....	08
Franklin Stubbs.....	07-08
Rene Tosoni.....	17
Phillip Wellman.....	05-06
Jon Williams.....	06
Kent Willis.....	05-06

## Trainers

Ricky Alcantara.....	08-15
Kyle Damschroder.....	16
Mike Graus.....	05
T.J. Saunders.....	17
Drew Van Dam.....	06-07

## Strength Coach

Jason Curry.....	13
Chris Dayton.....	14
Jordan Hamsley.....	17
Sean Johnson.....	15
Cory Ritter.....	16
Will Townsley.....	11-12

**Bold** Player or coach who reached the major leagues after being with the Mississippi Braves

\* MLB player on a rehab assignment

# M-BRAVES ATTENDANCE

## Mississippi Braves Yearly Regular Season Attendance

Year	Openings	Openings Lost	Total	Average
2005*	63	7	242,423	3,848
2006	67	3	248,955	3,716
2007	69	1	246,674	3,575
2008**	67	3	212,107	3,166
2009	65	5	194,795	2,997
2010	68	2	178,138	2,620
2011	70	0	191,653	2,738
2012^	66	3	191,639	2,904
2013	70	0	200,268	2,861
2014	67	3	211,200	3,152
2015	68	2	216,917	3,190
2016	67	3	190,130	2,838
2017	66	4	190,645	2,889
Team Total	873	36	2,715,544	3,115

\* The 2005 season was shortened by eight games, including the last seven home games due to Hurricane Katrina.

\*\* The 2008 regular season was shortened by one game because of Hurricane Gustav.

^ The 2012 season was shortened by one game because of Hurricane Isaac.

## Mississippi Braves Playoff Attendance

Year	Openings	Openings Lost	Total	Average
2007	2	-	3,258	1,629
2008	4	-	9,079	2,270
2013	1	-	2,099	2,099
2016	3	-	3,565	1,188
Team Total	10	-	18,001	1,800

# M-BRAVES ATTENDANCE

## Ten Largest Regular Season Home Attendance Totals

	Date	Attendance	Opponent	Score
1.	August 12, 2006	7,652	Huntsville	4-2, MIS
2.	August 11, 2006	7,577	Huntsville	4-3, HVL
3.	July 3, 2014	7,365	Huntsville	7-3, MIS
4.	August 25, 2012	7,227	Pensacola	4-3, PNS
5.	July 4, 2012	7,093	Jackson	4-2, JXN
6.	July 4, 2008	7,086	Chattanooga	5-4, CHA
7.	April 18, 2005	7,062	Montgomery	11-6, MTG
8.	July 3, 2013	7,051	Mobile	2-0, MOB
9.	July 4, 2009	7,036	Jacksonville	8-6, MIS
10.	August 11, 2012	7,025	Birmingham	3-2, BIR

## Ten Largest Crowds in Trustmark Park History

	Date	Attendance	Game/Event
1.	April 26, 2016	8,542	Governor's Cup
2.	April 25, 2017	8,536	Governor's Cup
3.	April 22, 2014	8,496	Governor's Cup
4.	April 9, 2013	8,240	Governor's Cup
5.	March 30, 2013	8,217	Atlanta Braves Exhibition Game
6.	April 17, 2007	8,012	Governor's Cup
7.	March 17, 2009	7,947	Mississippi State vs. Southern Miss
8.	August 12, 2006	7,652	Chipper Jones Rehab Game #2
9.	August 11, 2006	7,577	Chipper Jones Rehab Game #1
10.	April 14, 2009	7,458	Governor's Cup

# OPENING DAY LINEUPS

## April 7, 2005

Gregor Blanco.....	CF
Wes Timmons.....	3B
Jeff Francoeur.....	RF
Scott Thorman.....	1B
Brian McCann.....	C
Derrick Gibson.....	DH
Onil Joseph.....	LF
Luis Hernandez.....	SS
Jon Schuerholz.....	2B
Anthony Lerew.....	P

### Final at Montgomery

Mississippi.....	8
Montgomery.....	9

## April 6, 2006

Gregor Blanco.....	CF
Martin Prado.....	3B
Yunel Escobar.....	SS
Jarrod Saltalamacchia.....	C
Matt Esquivel.....	RF
Michael Rosamond.....	1B
Onil Joseph.....	LF
Luis Hernandez.....	2B
Sean White.....	P

### Final at Mississippi

Huntsville.....	4
Mississippi.....	2

## April 5, 2007

J.C. Holt.....	2B
Brent Lillibridge.....	SS
Brandon Jones.....	LF
Jarrod Saltalamacchia.....	C
Matt Esquivel.....	RF
Van Pope.....	3B
Josh Burrus.....	CF
Mark Jurich.....	1B
Matt Harrison.....	P

### Final at Huntsville

Mississippi.....	3
Huntsville.....	4

## April 3, 2008

Carl Loadenthal.....	LF
Diory Hernandez.....	SS
Jordan Schafer.....	CF
Kala Ka'aihue.....	1B
Mark Jurich.....	RF
Van Pope.....	3B
Javier Guzman.....	2B
JC Boscan.....	C
Dan Smith.....	P

### Final at Huntsville

Mississippi.....	2
Huntsville.....	8

## April 9, 2009

Gorkys Hernandez.....	CF
Matt Young.....	LF
Eric Campbell.....	3B
Kala Ka'aihue.....	1B
Willie Cabrera.....	RF
Brandon Hicks.....	SS
Travis Jones.....	2B
Phillip Britton.....	C
Jonny Venters.....	P

### Final at Mississippi

Carolina.....	3
Mississippi.....	4

## April 8, 2010

Luis Bolivar.....	SS
Concepcion Rodriguez.....	RF
Donell Linares.....	3B
Mauro Gomez.....	1B
Alex Romero.....	CF
Orlando Mercado.....	C
Cody Johnson.....	LF
Juan Gonzalez.....	2B
Mike Minor.....	P

### Final at Mississippi

Tennessee.....	4
Mississippi.....	3

# OPENING DAY LINEUPS

## April 7, 2011

Antoan Richardson .....	CF
Tyler Pastornicky .....	SS
Cory Harrilchak .....	RF
Donell Linares .....	3B
Ernesto Mejia .....	1B
Geraldo Rodriguez .....	DH
Jesus Sucre .....	C
Jordan Kreke .....	2B
Marcus Lemon .....	LF
Randall Delgado .....	P

### Final at Mississippi

Jackson .....	6
Mississippi .....	9

## April 5, 2012

Mycal Jones .....	CF
Philip Gosselin .....	2B
Joe Leonard .....	3B
Ian Gac .....	1B
Adam Milligan .....	LF
Christian Bethancourt .....	C
Todd Cunningham .....	RF
Barrett Kleinknecht .....	SS
Luis Avilan .....	P

### Final at Mississippi

Mobile .....	5
Mississippi .....	2

## April 4, 2013

Phil Gosselin .....	2B
Christian Bethancourt .....	C
Christian Marrero .....	1B
Edwards Salcedo .....	3B
Kyle Russell .....	LF
Jose Martinez .....	RF
Luis Nunez .....	SS
Mycal Jones .....	CF
Aaron Northcraft .....	P

### Final at Mississippi

Mobile .....	1
Mississippi .....	2

## April 3, 2014

Matt Lipka .....	CF
Emerson Landoni .....	2B
Kyle Kubitza .....	3B
Seth Loman .....	1B
David Rohm .....	RF
Robby Hefflinger .....	LF
Braeden Schlehuger .....	C
Gustavo Nunez .....	SS
Mike Minor (rehab) .....	P

### Final at Mississippi

Mobile .....	6
Mississippi .....	2

## April 9, 2015

Mallex Smith .....	CF
Daniel Castro .....	SS
Rio Ruiz .....	3B
Seth Loman .....	1B
David Rohm .....	RF
Steve Rodriguez .....	C
Corban Joseph .....	2B
Matt Lipka .....	LF
Jason Hursh .....	P

### Final at Mississippi

Tennessee .....	7
Mississippi .....	2

## April 7, 2016

Connor Lien .....	CF
Ozzie Albies .....	SS
Dustin Peterson .....	LF
Jacob Schrader .....	1B
Carlos Franco .....	3B
Matt Lipks .....	RF
Williams Astudillo .....	C
Johan Camargo .....	2B
Lucas Sims .....	P

### Final at Mississippi

Pensacola .....	3
Mississippi .....	1

## April 6, 2017

Connor Lien .....	CF
Luis Valenzuela .....	3B
Travis Demeritte .....	2B
Carlos Franco .....	1B
Dylan Moore .....	SS
Keith Curcio .....	RF
Jared James .....	LF
Kade Scivicque .....	C
Max Fried .....	P

### Final at Mississippi

Jacksonville .....	7
Mississippi .....	2



# SOUTHERN LEAGUE





# SOUTHERN LEAGUE CHAMPIONS

## Past Champions

2017.....	Chattanooga/Pensacola (*3)
2016.....	Jackson Generals
2015.....	Chattanooga Lookouts
2014.....	Jacksonville Suns
2013.....	Birmingham Barons
2012.....	Mobile BayBears
2011.....	Mobile BayBears
2010.....	Jacksonville Suns
2009.....	Jacksonville Suns
2008.....	Mississippi Braves
2007.....	Montgomery Biscuits
2006.....	Montgomery Biscuits
2005.....	Jacksonville Suns
2004.....	Mobile/Tennessee (*2)
2003.....	Carolina Mudcats
2002.....	Birmingham Barons
2001.....	Huntsville/Jacksonville (*1)
2000.....	West Tenn Diamond Jaxx
1999.....	Orlando Rays
1998.....	Mobile BayBears
1997.....	Greenville Braves
1996.....	Jacksonville Suns
1995.....	Carolina Mudcats
1994.....	Huntsville Stars
1993.....	Birmingham Barons
1992.....	Greenville Braves
1991.....	Orlando Sunrays
1990.....	Memphis Chicks
1989.....	Birmingham Barons
1988.....	Chattanooga Lookouts
1987.....	Birmingham Barons
1986.....	Columbus Astros
1985.....	Huntsville Stars
1984.....	Charlotte O's
1983.....	Birmingham Barons
1982.....	Nashville Sounds
1981.....	Orlando Twins
1980.....	Charlotte O's
1979.....	Nashville Sounds
1978.....	Knoxville Sox
1977.....	Montgomery Rebels
1976.....	Montgomery Rebels
1975.....	Montgomery Rebels
1974.....	Knoxville Sox
1973.....	Montgomery Rebels
1972.....	Montgomery Rebels
1971.....	Charlotte Hornets
1970.....	Columbus Astros*
1969.....	Charlotte Hornets*
1968.....	Asheville Tourists*
1967.....	Birmingham Athletics*
1966.....	Mobile Athletics*
1965.....	Columbus Confederate Yankees*
1964.....	Lynchburg White Sox*

\*No playoff. Champion decided by best overall record.

(\*2) Series cancelled due to threat of Hurricane Ivan

(\*1) Series cancelled due to 9/11 terror attacks

(\*3) Series cancelled due to threat of Hurricane Irma

# SOUTHERN LEAGUE

## Southern League established in 1964

Address: The Southern League  
2551 Roswell Road, Ste 300  
Marietta, GA 30062  
Media: mguzman@southernleague.com

Phone: (770) 321-0400  
Fax: (770) 321-0037  
Website: www.southernleague.com  
E-Mail: office@southernleague.com



## Southern League Staff

President:	Lori Webb	Secretary:	Lori Webb
Vice President:	Steve DeSalvo	Treasurer:	Lori Webb
Media Relations Director:	Michael Guzman		

## Southern League Directory

### ***Biloxi Shuckers - Milwaukee Brewers***

MGM Park  
105 Caillavet Street  
Biloxi, MS 39530  
(228) 233-3465  
General Manager: Hunter Reed  
Field Manager: Mike Guerrero  
Broadcasting: Garrett Greene  
Media Relations: Garrett Greene

### ***Jacksonville Jumbo Shrimp - Miami Marlins***

Baseball Grounds of Jacksonville  
301 A. Phillip Randolph Boulevard  
Jacksonville, FL 32202  
(904) 358-2846  
General Manager: Harold Crow  
Field Manager: Randy Ready  
Broadcasting: Roger Hoover  
Media Relations: Marco LaNave

### ***Pensacola Blue Wahoos - Cincinnati Reds***

Pensacola Bayfront Stadium  
351 West Cedar Street  
Pensacola, FL 32502  
(850) 934-8444  
President: Jonathan Griffith  
Field Manager: Jody Davis  
Broadcasting: Tommy Thrall  
Media Relations: TBD

### ***Birmingham Barons - Chicago White Sox***

Regions Field  
1401 1st Ave South  
Birmingham, AL 35233  
(205) 988-3200  
President/GM: Johnathan Nelson  
Field Manager: Julio Vinas  
Broadcasting: Curt Bloom  
Media Relations: Mike Ferko

### ***Mississippi Braves - Atlanta Braves***

Trustmark Park  
1 Braves Way  
Pearl, MS 39208  
(601) 932-8788  
VP/General Manager: Steve DeSalvo  
Field Manager: Chris Maloney  
Broadcasting: Chris Harris  
Media Relations: Chris Harris

### ***Tennessee Smokies - Chicago Cubs***

Smokies Park  
3540 Line Drive  
Kodak, TN 37764  
(865) 286-2300  
President, COO: Chris Allen  
Field Manager: Mark Johnson  
Broadcasting: Mick Gillispie  
Media Relations: Connor Pearce

### ***Chattanooga Lookouts - Minnesota Twins***

AT&T Field  
201 Power Alley  
Chattanooga, TN 37402  
(423) 267-2208  
President: Rich Mozingo  
Field Manager: Tommy Watkins  
Broadcasting: Larry Ward  
Media Relations: Dan Kopf

### ***Mobile BayBears - Los Angeles Angels***

Hank Aaron Stadium  
755 Bolling Brothers Boulevard  
Mobile, AL 36606  
(251) 479-2327  
General Manager: Chris Morgan  
Field Manager: Lou Marson  
Broadcasting: Steve Goldberg  
Media Relations: Steve Goldberg

### ***Jackson Generals - Arizona Diamondbacks***

The Ballpark at Jackson  
4 Fun Place  
Jackson, TN 38305  
(731) 988-5299  
General Manager: Nick Hall  
Field Manager: Shelley Duncan  
Broadcasting: Tyler Springs  
Media Relations: Tyler Springs

### ***Montgomery Biscuits - Tampa Bay Rays***

Montgomery Riverwalk Stadium  
200 Coosa Street  
Montgomery, AL 36104  
(334) 323-2255  
General Manager: Scott Tribble  
Field Manager: Brady Williams  
Broadcasting: Chris Adams-Wall  
Media Relations: Chris Adams-Wall

## BILOXI SHUCKERS



## Bilox Shuckers established in 2015

Stadium .....	MGM Park (6,098)
Dimensions .....	325-400-325
2017 Record & Finish .....	71-66, 2nd SL South
General Manager .....	Hunter Reed
Field Manager .....	Mike Guerrero
Broadcasting .....	Garrett Greene
Media Relations .....	Garrett Greene

## Braves vs Shuckers, 2017: Braves 14, Shuckers 9

Date	Opp.	Result	W-L-S	Attendance	Position	+/-
5/13	@BLX	W, 6-4	Roney-Ventura-Mader	5,227	T-1st	-
5/14	@BLX	W, 6-5	Allard-Lopez-Roney	2,274	T-1st	-
5/15	@BLX	W, 10-4	Sobotka-Guerra-Mader	2,207	1st	+1.0
5/16	@BLX	L, 6-3	Ortiz-Withrow	3,880	T-1st	-
5/17	@BLX	L, 4-1	Wilkerson-Fried-Ramsey	2,023	T-2nd	-1.0
6/4	BLX	W, 6-1	Medlen-Lopez	1,847	3rd	-4.0
6/5	BLX	W, 4-2	Soroka-Derby-Hursh	1,326	3rd	-4.0
6/6	BLX	L, 7-1	Ventura-Allard	2,052	3rd	-4.5
6/7	BLX	W, 5-4 (12)	Mader-Uhen	2,069	3rd	-3.0
6/8	BLX	W, 1-0	Sobotka-Salas-Reynolds	3,023	T-2nd	-3.0
6/23	@BLX(1)	L, 2-0	Burnes-Pike	0-1	T-4th	-1.5
6/23	@BLX(2)	L, 11-9 (8)	Scott-Biddle	2,917	5th	-2.0
6/24	@BLX	W, 2-1	Soroka-Uhen-Pfeifer	2,847	4th	-2.0
6/25	@BLX	W, 7-3 (10)	Pfeifer-Ramsey	2,047	T-2nd	-1.0
6/26	@BLX	W, 4-3 (11)	Roney-Ramirez	2,210	T-1st	-
7/19	BLX	W, 3-2	Clouse-Torres-Costa	2,150	5th	-6.5
7/20	BLX	W, 5-4 (12)	Mader-Lopez	2,581	5th	-5.5
7/21	BLX	W, 6-4	Parsons-Burnes-Reynolds	2,919	5th	-4.5
7/22	BLX	W, 8-0	Gohara-Peralta	3,067	5th	-4.5
7/23	BLX	L, 7-0	Wilkerson-Allard	3,373	5th	-4.5
8/4	BLX	L, 7-6	Lopez-Rincon-Ramsey	2,860	5th	-9.5
8/5	BLX	L, 3-2	Ramirez-Watts-Ramsey	3,586	5th	-10.5
8/6	BLX	L, 6-4	Burgos-Toussaint-Lopez	1,803	5th	-11.0
8/8	BLX(1)	***Cancelled - Rained Out***				
8/8	BLX(2)	***Cancelled - Rained Out***			5th	-10.0

## Braves Record vs Shuckers

Year	Home	Road	Total
2015	4-6	7-6	11-12
2016	5-5	3-6	8-11
2017	8-5	6-4	14-9
Total	17-16	16-16	33-32

## Streaks Against the Shuckers

Winning Streak	4 games (Last: 7/19-22/17)
Losing Streak	6 games (6/12-7/2/15)
Home Winning Streak	4 games (7/19-22/17)
Road Winning Streak	3 games (Last: 5/13-15/17)
Home Losing Streak	4 games (Last: 7/23-8/6/17)
Road Losing Streak	5 games (8/22-26/16)

## Miscellaneous

Most Runs For	10 (Last: W 10-4, 5/15/17)
Most Runs Against	11 (Last: L 11-9, 6/23/17)
Largest Margin of Victory	10 (Last: W, 9/2/16)
Largest Margin of Defeat	9 (L 9-0, 6/14/15)

# BIRMINGHAM BARONS

## Birmingham Barons established in 1981

Stadium .....	Regions Field (8,500)
Dimensions .....	340-405-340
2016 Record & Finish .....	53-85, 5th SL North
President .....	Jonathan Nelson
Field Manager .....	Julio Vinas
Broadcasting .....	Curt Bloom
Media Relations .....	Mike Ferko



## Braves vs Barons, 2017: Braves 8, Barons 2

Date	Opp.	Result	W-L-S	Attendance	Position	+/-
5/3	@BIR	W, 10-4	Weigel-Cooper	4,261	2nd	-3.0
5/4	@BIR	W, 3-0	Allard-Kopech-Parsons	7,177	T-2nd	-2.5
5/5	@BIR	W, 4-2	Roney-Brennan	5,578	2nd	-1.5
5/6	@BIR	W, 5-3	Fried-Adams-Mader	7,768	2nd	-0.5
5/7	@BIR	L, 8-3	Lowry-Soroka	5,687	T-1st	0.0
9/1	BIR(1)	W, 3-0	Allard-Gonzalez		5th	-16.5
9/1	BIR(2)	W, 4-3 (13)	Clouse-Lowry	2,368	5th	-16.0
9/2	BIR	L, 3-2	Fry-Graham-Kubat	4,093	5th	-16.0
9/3	BIR	W, 7-2	Webb-Stephens	5,869	5th	-15.0
9/4	BIR	W, 8-3	Toussaint-Banks-Clouse	3,052	5th	-14.0

## Braves Record vs Barons

Year	Home	Road	Total
2005	1-5	4-3	5-8
2006	4-6	3-2	7-8
2007	7-3	6-4	13-7
2008	6-5	4-6	10-11
2009	3-8	3-6	6-14
2010	7-2	7-8	14-10
2011	2-3	0-5	2-8
2012	6-2	5-5	10-8
2013	3-2	3-7	6-9
2014	5-0	5-5	10-5
2015	3-2	2-3	5-5
2016	4-1	3-2	7-3
2017	4-1	4-1	8-2
Total	55-40	49-57	104-97

## Streaks Against the Barons

Winning Streak	9 games (4/21-5/15/07)
Losing Streak	9 games (8/29/07-6/2/08)
Home Winning Streak	6 games (8/22/14-8/18/15)
Road Winning Streak	4 games (Last: 5/3-6/17)
Home Losing Streak	5 games (Last: 6/11-6/15/09)
Road Losing Streak	8 games (6/9/07-4/18/08)

## Miscellaneous

Most Runs For	14 (W 14-6, Last: 6/24/14)
Most Runs Against	13 (Last: L 13-2, 4/13/13)
Largest Margin of Victory	11 (W 14-3, 5/13/07)
Largest Margin of Defeat	11 (L 13-2, 4/13/13)

## CHATTANOOGA LOOKOUTS

## Chattanooga Lookouts established in 1976



Stadium .....	AT&T Field (6,362)
Dimensions .....	325-400-330
2016 Record & Finish .....	91-49, 1st SL North
President .....	Rich Mozingo
Field Manager .....	Tommy Watkins
Broadcasting .....	Larry Ward
Media Relations .....	Dan Kopf

## Braves vs Lookouts, 2017: Lookouts 9, Braves 2

Date	Opp.	Result	W-L-S	Attendance	Position	+/-
6/28	CHA	L, 5-1	Gonsalves-Pike	1,869	T-1st	-
6/29	CHA	L, 4-1	Stewart-Fried-Bard	2,595	T-3rd	-0.5
6/30	CHA	L, 5-3	Rodriguez-Soroka-Clemens	3,671	-4th	-2.0
7/1	CHA	L, 5-4	Bard-Biddle	3,002	4th	-3.5
7/2	CHA	L, 4-0	Muren-Allard	2,384	T-4th	-4.0
7/3	CHA	L, 4-2	Gonsalves-Pfeifer-Anderson	6,532	5th	-4.0
8/21	@CHA	L, 3-2	Eades-Allard-Anderson	1,573	5th	-12.5
8/22	@CHA	W, 6-5	Soroka-Rodriguez-Graham	1,575	5th	-13.0
8/23	@CHA	L, 7-2	McIver-Pike	1,415	5th	-14.0
8/24	@CHA	W, 6-2	Toussaint-Romero	2,111	5th	-13.5
8/25	@CHA	L, 3-1	Muren-Mader-Moya	4,912	5th	-15.0

## Braves Record vs Lookouts

Year	Home	Road	Total
2005	1-2	4-4	5-6
2006	2-3	4-1	6-4
2007	2-2	2-8	4-10
2008	9-5	2-3	11-8
2009	5-0	3-7	8-7
2010	1-4	3-2	4-6
2011	1-4	2-3	3-7
2012	1-8	2-3	3-11
2013	4-1	2-3	6-4
2014	3-2	3-2	6-4
2015	4-1	4-2	8-2
2016	3-2	3-2	6-4
2017	0-6	2-3	6-4
Total	36-40	36-42	72-82

## Streaks Against the Lookouts

Winning Streak	11 games (7/7/08-4/24/09)
Losing Streak	7 games (Last: 6/28-8/21/17)
Home Winning Streak	11 games (7/7/08-4/24/09)
Road Winning Streak	5 games (5/25/14-7/12/15)
Home Losing Streak	6 games (Last: 6/28-7/3/17)
Road Losing Streak	6 games (7/27/07-5/15/08)

## Miscellaneous

Most Runs For	15 (W 15-2, 5/25/14)
Most Runs Against	17 (Last: 5/18/08)
Largest Margin of Victory	13 (Twice: 5/25/14 & 6/8/14)
Largest Margin of Defeat	13 (L 13-0, 8/29/16)

# JACKSON GENERALS

**Jackson Generals (2011) established in 1998** *formerly West Tenn Diamond Jaxx*



Stadium .....	The Ballpark at Jackson (6,000)
Dimensions .....	310-395-320
2016 Record & Finish .....	71-69, 3rd SL North
General Manager .....	Nick Hall
Field Manager .....	Shelley Duncan
Broadcasting .....	Tyler Springs
Media Relations .....	Tyler Springs

## Braves vs Generals, 2017: Generals 6, Braves 3

Date	Opp.	Result	W-L-S	Attendance	Position	+/-
5/30	@JXN	W, 6-4	Reynolds-Keller-Brothers	920	3rd	-4.0
5/31	@JXN	W, 9-3	Soroka-Young	947	3rd	-3.0
6/1	@JXN	L, 7-6	Moya-Mader	1,908	3rd	-4.0
6/2	@JXN	L, 2-1	Clarke-Fried-Moya	1,423	3rd	-4.0
6/3	@JXN	W, 4-3	Biddle-Taylor-Hursh	6,224	3rd	-4.0
7/9	JXN	L, 5-0	Keller-Pike	2,896	5th	-4.5
7/10	JXN	L, 1-0	Young-Parsons-Nakaushio	1,775	5th	-4.5
7/11	JXN	L, 8-7	Muren-Pfeifer-Moya	2,067	5th	-5.5
7/12	JXN	L, 4-2	Pineyro-Allard-Moya	1,988	5th	-6.5

## Braves Record vs Generals

Year	Home	Road	Total
2005	7-6	3-6	10-12
2006	1-4	3-7	4-11
2007	7-3	6-5	13-8
2008	6-3	2-3	8-6
2009	11-5	3-7	14-12
2010	5-3	6-7	11-10
2011	8-6	5-5	13-11
2012	1-2	4-9	5-11
2013	8-4	1-2	9-6
2014	3-2	2-3	5-5
2015	6-5	5-1	11-6
2016	7-3	2-3	9-6
2017	0-4	3-2	3-6
Total	70-50	45-60	115-110

## Streaks Against the Generals

Winning Streak	5 games (5/11-6/5/07)
Losing Streak	5 games (6/21/07-5/6/08)
Home Winning Streak	5 games (Last: 4/16-8/7/13)
Road Winning Streak	4 games (4/17-7/21/15)
Home Losing Streak	4 games (Last: 7/9-12/17)
Road Losing Streak	5 games (Last: 8/16/12-7/19/13)

## Miscellaneous

Most Runs For	14 (Last: W 14-7, 7/5/11)
Most Runs Against	16 (L 16-6, 7/11/12)
Largest Margin of Victory	10 (W 12-2, 4/19/07)
Largest Margin of Defeat	14 (L 15-1, 5/10/06)



# JACKSONVILLE JUMBO SHRIMP

**Jacksonville Jumbo Shrimp (2017) established in 1970** *formerly Jacksonville Suns*



Stadium .....	Baseball Grounds of Jacksonville (11,000)
Dimensions .....	321-420-317
2016 Record & Finish .....	69-71, 3rd SL South
General Manager .....	Harold Craw
Field Manager .....	Randy Ready
Broadcasting .....	Roger Hoover
Media Relations .....	Marco LaNave

## Braves vs Jumbo Shrimp, 2017: Jumbo Shrimp 12, Braves 8

Date	Opp.	Result	W-L-S	Attendance	Position	+/-
4/6	JAX	L, 7-2	Peters-Fried	4,009	5th	-1.0
4/7	JAX	W, 2-0	Weigel-Tomshaw-Morris	3,042	T-2nd	-1.0
4/8	JAX	L, 6-1	Bencomo-Allard	3,003	T-4th	-2.0
4/9	JAX	W, 4-3 (13)	Phillips-Bremer	2,536	T-2nd	-1.0
4/10	JAX	W, 7-4	Soroka-Mazza	5,582	T-1st	-
5/18	@JAX	W, 6-4	Soroka-Buckelew-Roney	6,071	T-2nd	-1.0
5/19	@JAX	L, 5-4	De La Rosa-Mader	7,437	3rd	-2.0
5/20	@JAX	L, 4-3	Beltre-Biddle	7,494	3rd	-2.0
5/21	@JAX	L, 10-3	Kickham-Withrow	4,814	3rd	-3.0
5/22	@JAX	L, 5-2	Mazza-Fried-Adkins	4,770	3rd	-3.0
7/25	JAX	W, 3-2	Webb-Gonzalez	2,043	5th	-3.5
7/26	JAX	L, 3-0	Richards-Pike-Kinley, T.	1,937	5th	-4.5
7/27	JAX	L, 2-1	Higgins-Parsons-Kinley, T.	2,612	5th	-5.5
7/28	JAX	L, 4-3	Gonzalez-Clouse-Kinley, J.	3,532	5th	-6.5
7/29	JAX	W, 4-0	Allard-Mazza-Reynolds	3,278	5th	-5.5
8/10	@JAX	W, 8-3	Cabrera-Kinley, T.-Parsons	5,007	5th	-10.0
8/11	@JAX	L, 2-0	Tomshaw-Soroka-Mortensen	6,485	5th	-11.0
8/12	@JAX	L, 5-2	Richards-Pike-Kinley, T.	6,360	5th	-12.0
8/13	@JAX	L, 9-3	Peters-Toussaint	2,833	5th	-12.0
8/14	@JAX	W, 8-2	Parsons-Gunkel	2,207	5th	-11.0

## Braves Record vs Jumbo Shrimp

Year	Home	Road	Total
2005	2-4	6-3	8-7
2006	2-3	3-3	5-6
2007	2-3	2-3	4-6
2008	2-3	4-1	6-4
2009	1-3	3-2	4-5
2010	2-1	2-3	4-4
2011	2-3	4-6	6-9
2012	3-2	1-3	4-5
2013	2-3	2-3	4-6
2014	3-2	4-1	7-3
2015	4-1	4-5	8-6
2016	5-5	6-4	11-9
2017	5-5	3-7	8-12
Total	35-38	44-44	79-82

## Streaks Against the Jumbo Shrimp

Winning Streak	7 games (5/2-6/3/05)
Losing Streak	5 games (Last: 6/16-7/20/11)
Home Winning Streak	4 games (Last: 7/16-19/15)
Road Winning Streak	6 games (6/5-8/7/05)
Home Losing Streak	5 games (8/3-7/07)
Road Losing Streak	5 games (6/16-7/20/11)

## Miscellaneous

Most Runs For	15 (W 15-14 (10), 7/16/15)
Most Runs Against	14 (W 15-14 (10), 7/16/15)
Largest Margin of Victory	9 (Last: W 13-4, 6/14/12)
Largest Margin of Defeat	11 (Last: L 14-3, 7/5/09)

# MOBILE BAYBEARS

## Mobile BayBears established in 1997



Stadium .....	Hank Aaron Stadium (6,000)
Dimensions .....	325-400-310
2016 Record & Finish .....	64-75, 4th SL South
General Manager .....	Chris Morgan
Field Manager .....	Lou Marson
Broadcasting .....	Steve Goldberg
Media Relations .....	Steve Goldberg

## Braves vs BayBears, 2017: BayBears 15, Braves 5

Date	Opp.	Result	W-L-S	Attendance	Position	+/-
4/17	MOB	L, 4-1 (10)	Buckel-Reynolds-Paredes	1,532	2nd	-2.0
4/18	MOB	W, 4-2	Mader-Muck-Morris	1,566	2nd	-2.0
4/19	MOB	L, 5-1	Diaz-Biddle-Anderson	5,069	2nd	-3.0
4/20	MOB	L, 12-1	Kipper-Fried	2,880	2nd	-4.0
4/21	MOB	L, 6-1	Klonowski-Soroka	3,515	T-2nd	-5.0
5/8	MOB	W, 9-4	Weigel-Klonowski	1,517	T-1st	0.0
5/9	MOB	W, 9-1	Allard-Carpenter	2,027	1st	+1.0
5/10	MOB	L, 6-5	Long-Withrow	5,456	T-1st	0.0
5/11	MOB	L, 6-0	De Los Santos-Fried	2,806	3rd	-1.0
5/12	MOB	W, 6-1	Soroka-Jewell-Hursh	3,382	3rd	-1.0
7/4	@MOB	L, 6-4	Hofacket-Roney	5,924	5th	-5.0
7/5	@MOB	L, 6-3	Morales-Soroka-Dimock	852	5th	-5.0
7/6	@MOB	L, 4-2	Mahle-Watts	787	5th	-5.0
7/7	@MOB	W, 11-3	Allard-Klonowski	2,410	5th	-4.5
7/30	@MOB	L, 12-5	Lillis-White-Soroka	912	5th	-5.5
7/31	@MOB(1)	L, 2-0	Jewell-Toussaint	-----	5th	-6.0
7/31	@MOB(2)	L, 4-3 (10)	Medina-Clouse	621	5th	-7.0
8/1	@MOB	L, 3-2 (13)	Mahle-Reynolds	649	5th	-7.0
8/2	@MOB	L, 6-2	Mathews-Santiago	653	5th	-8.0
8/3	@MOB	L, 6-4	Kelly-Allard-Lillis-White	758	5th	-9.0

## Braves Record vs BayBears

Year	Home	Road	Total
2005	6-4	1-5	7-9
2006	7-8	5-4	12-12
2007	5-9	5-5	10-14
2008	6-4	6-9	12-13
2009	5-5	4-1	9-6
2010	9-7	2-5	11-12
2011	4-11	3-11	7-22
2012	6-4	7-6	12-10
2013	3-7	6-4	9-11
2014	7-8	8-1	15-9
2015	5-6	1-7	6-13
2016	6-3	4-6	10-9
2017	4-6	1-9	5-15
Total	73-82	53-73	126-155

## Streaks Against the BayBears

Winning Streak	7 games (7/3-8/31/12)
Losing Streak	9 games (5/26/13-4/4/14)
Home Winning Streak	8 games (4/9/12-4/5/13)
Road Winning Streak	4 games (4/20-23/13)
Home Losing Streak	7 games (6/29/13-4/4/14)
Road Losing Streak	6 games (Last: 7/30-8/3/17)

## Miscellaneous

Most Runs For	14 (W 14-10, 4/17/11)
Most Runs Against	14 (L 14-0, 5/30/11)
Largest Margin of Victory	11 (W 11-0, 7/24/05)
Largest Margin of Defeat	14 (L 14-0, 5/30/11)

# MONTGOMERY BISCUITS

## Montgomery Biscuits established in 2004

Stadium .....	Montgomery River Walk Stadium (7,000)
Dimensions .....	314-401-332
2016 Record & Finish .....	76-64, 2nd SL North
General Manager .....	Scott Triple
Field Manager .....	Brady Williams
Broadcasting .....	Chris Adams-Wall
Media Relations .....	Chris Adams-Wall



## Braves vs Biscuits, 2017: Biscuits 6, Braves 4

Date	Opp.	Result	W-L-S	Attendance	Position	+/-
4/22	@MTG	W, 8-4 (13)	Sobotka-Harrison	6,598	2nd	-5.0
4/23	@MTG	L, 2-1	Gibaut-Parsons-Castillo	2,461	T-2nd	-5.0
4/24	@MTG	L, 3-2 (10)	Schreiber-Mader	1,843	3rd	-5.0
4/25	@MTG	W, 3-2	Fried-Mujica-Biddle	5,806	3rd	-4.0
4/26	@MTG	L, 5-2	Chirinos-Soroka-Castillo	2,680	3rd	-5.0
6/14	MTG	L, 11-1	Moss-Pike	2,043	3rd	-6.5
6/15	MTG	W, 4-1	Soroka-Harris-Biddle	2,509	3rd	-6.5
6/16	MTG	L, 1-0	Baez-Allard	3,592	3rd	-7.0
6/17	MTG	L, 11-0	Mujica-Fried	3,324	3rd	-7.5
6/18	MTG	W, 6-3	Gohara-Espinal-Pfeifer	2,406	3rd	-6.0

## Braves Record vs Biscuits

Year	Home	Road	Total
2005	6-6	2-9	8-15
2006	3-6	4-11	7-17
2007	5-6	4-6	9-12
2008	3-2	7-3	10-5
2009	3-7	4-5	7-12
2010	4-6	1-4	5-10
2011	2-3	6-4	8-7
2012	4-6	2-3	6-9
2013	5-5	5-5	10-10
2014	6-4	5-10	11-14
2015	6-4	1-4	7-8
2016	3-2	1-4	4-6
2017	2-3	2-3	4-6
Total	52-60	44-70	96-130

## Streaks Against the Biscuits

Winning Streak	4 games (Last: 7/8-8/14/14)
Losing Streak	9 games (7/20/05-4/24/06)
Home Winning Streak	5 games (5/28-7/19/05)
Road Winning Streak	3 games (Last: 5/9-11/13)
Home Losing Streak	6 games (7/20/05-4/24/06)
Road Losing Streak	7 games (6/29-8/4/06)

## Miscellaneous

Most Runs For	19 (W 19-2, 5/7/13)
Most Runs Against	17 (L 17-2, 4/27/11)
Largest Margin of Victory	17 (W 19-2, 5/7/13)
Largest Margin of Defeat	15 (L 17-2, 4/27/11)

# PENSACOLA BLUE WAHOOS

## Pensacola Blue Wahoos established in 2012

Stadium .....	Pensacola Bayfront Stadium (5,038)
Dimensions .....	330-400-330
2016 Record & Finish .....	74-66, 1st SL South
President .....	Jonathan Griffith
Field Manager .....	Jody Davis
Broadcasting .....	Tommy Thrall
Media Relations .....	TBD



## Braves vs Pensacola, 2017: Blue Wahoos 16, Braves 9

Date	Opp.	Result	W-L-S	Attendance	Position	+/-
5/24	PNS	W, 2-1	Soroka-Mahle-Hursh	2,148	3rd	-2.0
5/25	PNS	L, 2-0	Ross-Allard-Herget	3,076	3rd	-3.0
5/26	PNS	L, 6-5	Stock-Rogers-Herget	3,266	3rd	-4.0
5/27	PNS	L, 4-2	McGuire-Fried-Broussard	3,626	3rd	-5.0
5/28	PNS	W, 3-2	Biddle-Stock-Hursh	1,862	3rd	-4.0
6/9	@PNS	L, 6-2	Bailey-Santiago-Mella	5,038	3rd	-4.0
6/10	@PNS	W, 4-2	Roney-Herget-Mader	5,038	T-2nd	-3.0
6/11	@PNS	L, 3-1	Lopez-Allard-Gonzalez	4,343	T-2nd	-4.0
6/12	@PNS	L, 8-1	McGuire-Fried	4,678	3rd	-5.0
6/13	@PNS	L, 5-0	Castillo-Gohara	3,898	3rd	-6.0
7/13	@PNS	W, 2-0	Soroka-Mella-Watts	4,497	5th	-5.5
7/14	@PNS	L, 2-1	Bernardino-Mader	4,221	5th	-5.5
7/15	@PNS	W, 2-0	Parsons-McGuire-Pfeifer	5,038	5th	-5.0
7/16	@PNS	L, 4-3	Weiss-Webb	4,123	5th	-6.0
7/17	@PNS	L, 5-2	Lopez-Allard-Weiss	4,363	5th	-6.5
8/16	PNS	L, 5-4 (10)	Broussard-Clouse-Weiss	1,232	5th	-11.5
8/17	PNS	L, 11-5	Mella-Soroka	2,054	5th	-12.5
8/18	PNS	L, 8-3	Tapia-Pike-Gonzalez	2,712	5th	-12.5
8/19	PNS	W, 4-0	Toussaint-Reyes	3,812	5th	-12.5
8/20	PNS	W, 3-2	Webb-Weiss	1,641	5th	-11.5
8/26	@PNS	W, 5-0	Allard-McGuire	5,038	5th	-15.0
8/27	@PNS	W, 5-2	Clouse-Gonzalez-Graham	4,669	5th	-14.0
8/28	@PNS	L, 3-2	Ross-Pike-Rainey	4,001	5th	-14.0
8/30	@PNS(1)	L, 4-3	Stock-Toussaint-Rainey		5th	
8/30	@PNS(2)	L, 6-5 (10)	Gonzalez-Clouse	4,789	5th	-16.0

## Braves Record vs Blue Wahoos

Year	Home	Road	Total
2012	4-5	3-2	7-7
2013	6-4	6-3	12-7
2014	9-1	3-2	12-3
2015	5-3	5-5	10-8
2016	3-7	5-5	8-12
2017	4-6	5-10	9-16
Total	31-26	27-27	58-53

## Streaks Against the Blue Wahoos

Winning Streak	10 games (4/28-7/29/14)
Losing Streak	5 games (7/16-8/18/17)
Home Winning Streak	9 games (5/26-7/29/14)
Road Winning Streak	4 games (8/13-16/13)
Home Losing Streak	3 games (4/9-11/16)
Road Losing Streak	3 games (Last: 8/28-30/17)

## Miscellaneous

Most Runs For	11 (W 11-9, 4/24/14)
Most Runs Against	11 (Last: L 11-5, 8/17/17)
Largest Margin of Victory	8 (W 8-3, 7/31/16)
Largest Margin of Defeat	7 (L 8-1, 6/12/17)

## TENNESSEE SMOKIES

## Tennessee Smokies established in 1972



Stadium .....	Smokies Stadium (6,000)
Dimensions .....	330-400-330
2016 Record & Finish .....	68-70, 4th SL North
President, COO.....	Chris Allen
Field Manager .....	Mark Johnson
Broadcasting .....	Mick Gillispie
Media Relations .....	Connor Pearce

## Braves vs Smokies, 2017: Braves 5, Smokies 5

Date	Opp.	Result	W-L-S	Attendance	Position	+/-
4/12	@TNS	W, 6-2	Mader-Hedges-Morris	5,836	T-1st	-
4/13	@TNS	L, 8-7	McNeil-Reynolds	6,459	T-2nd	-1.0
4/14	@TNS	W, 10-2	Withrow-Clifton-Parsons	5,751	T-1st	-
4/15	@TNS(1)	L, 3-2 (9)	Torrez-Sobotka	-	2nd	-0.5
4/15	@TNS(2)	W, 3-1	Soroka-Underwood-Morris	5,974	2nd	-1.0
4/27	TNS	W, 4-2 (10)	Mader-Berg	2,535	3rd	-4.0
4/28	TNS	W, 8-7	Allard-Morrison-Phillips	4,362	T-2nd	-3.0
4/29	TNS	L, 6-3	Publiese-Pfeifer-Perakslis	4,023	2nd	-3.0
5/1	TNS(1)	L, 6-3	Hedges-Fried-Markey	-	2nd	-3.5
5/1	TNS(2)	L, 7-6 (8)	Pugliese-Phillips	2,281	T-2nd	-4.0

## Braves Record vs Smokies

Year	Home	Road	Total
2005	2-1	3-1	5-2
2006	2-3	3-2	5-5
2007	2-3	1-3	3-6
2008	4-1	3-2	7-3
2009	3-2	4-1	7-3
2010	2-8	2-3	4-11
2011	4-2	2-3	6-5
2012	2-3	1-4	3-7
2013	4-1	3-2	7-3
2014	4-1	4-6	8-7
2015	2-3	1-4	3-7
2016	3-2	7-3	10-5
2017	2-3	3-2	5-5
Total	36-33	37-36	73-69

## Streaks Against the Smokies

Winning Streak	5 games (Last: 5/4-6/14/13)
Losing Streak	6 games (5/19-7/2/07)
Home Winning Streak	7 games (5/3/13-5/18/14)
Road Winning Streak	5 games (7/22/09-8/18/10)
Home Losing Streak	5 games (5/9/09-4/11/10)
Road Losing Streak	4 games (Last: 6/7-6/10)

## Miscellaneous

Most Runs For	14 (W 14-7, 6/11/12)
Most Runs Against	11 (Last: L 11-6, 6/5/16)
Largest Margin of Victory	10 (W 10-0, 7/24/09)
Largest Margin of Defeat	9 (Last: L 11-2, 6/20/15)

# SOUTHERN LEAGUE MAP




## Southern League Mileage Chart

CLUB	BIL	BIR	CHA	JXN	JAX	MIS	MOB	MTG	PNS	TNS
BIL	X	315	458	418	465	160	57	227	120	587
BIR	315	X	150	226	433	233	259	89	253	279
CHA	458	150	X	252	464	380	403	233	397	132
JXN	418	226	252	X	713	295	388	315	445	323
JAX	465	433	464	713	X	591	411	370	360	529
MIS	160	233	380	295	591	X	184	244	245	509
MOB	57	259	403	388	411	184	X	172	66	532
MTG	227	89	233	315	370	244	172	X	160	361
PNS	120	253	397	445	360	245	66	160	X	525
TNS	587	279	132	323	529	509	532	361	525	X



# MISCELLANEOUS INFORMATION



# CITY-WIDE SERVICES

## Restaurants

**Alumni House, Holiday Inn @ Trustmark Park**  
 601-896-0253  
[www.alumnihousepearl.com](http://www.alumnihousepearl.com)  
**Arby's on Pearson**  
 601-932-2594  
[www.arbys.com](http://www.arbys.com)  
**Cracker Barrel on Riverwind**  
 601-936-9990  
[www.crackerbarrel.com](http://www.crackerbarrel.com)  
**Domino's**  
 601-932-5882  
[www.dominos.com](http://www.dominos.com)  
**Frisco Deli**  
 601-932-6301  
[www.friscodeli.com](http://www.friscodeli.com)  
**Logan's Roadhouse on Riverwind**  
 601-939-5174  
[www.logansroadhouse.com](http://www.logansroadhouse.com)  
**Lonestar on Riverwind**  
 601-664-1733  
[www.lonestarsteakhouse.com](http://www.lonestarsteakhouse.com)  
**Los Parrilleros Mexican Grille**  
 601-397-6185  
**McDonald's on Riverwind**  
 601-939-0161  
[www.mcdonalds.com](http://www.mcdonalds.com)  
**Mikado Restaurant**  
 601-939-9209  
[www.mikadojapanesepearl.com](http://www.mikadojapanesepearl.com)  
**Mugshots on Lakeland**  
 601-713-0383  
[www.mugshotsgrillandbar.com](http://www.mugshotsgrillandbar.com)  
**O'Charley's on Riverwind**  
 601-932-6575  
[www.ocharleys.com](http://www.ocharleys.com)  
**Papa John's**  
 601-992-7272  
[www.papajohns.com](http://www.papajohns.com)  
**Ruby Tuesday**  
 601-420-9353  
[www.rubytuesday.com](http://www.rubytuesday.com)  
**Waffle House on Pearson**  
 601-939-1251  
[www.wafflehouse.com](http://www.wafflehouse.com)  
**Wendy's on Pearson**  
 601-420-5963  
[www.wendys.com](http://www.wendys.com)  
**Wing Stop**  
 601-969-6400  
[www.wingstop.com](http://www.wingstop.com)

## Gyms

**Courthouse Racquet & Fitness**  
 601-932-4800  
[www.ms courthouse.com](http://www.ms courthouse.com)  
**Snap Fitness**  
 769-233-8249  
[www.snapfitness.com](http://www.snapfitness.com)

## Rental Cars

**Avis**  
 601-939-5882  
[www.avis.com](http://www.avis.com)  
**Budget**  
 601-932-2126  
[www.budget.com](http://www.budget.com)  
**Enterprise**  
 601-420-3142  
[www.enterprise.com](http://www.enterprise.com)  
**Hertz**  
 601-939-5312  
[www.hertz.com](http://www.hertz.com)

## Hotels

**Holiday Inn at Trustmark Park**  
 601-939-5238  
[www.holidayinn.com](http://www.holidayinn.com)  
**Hilton Garden Inn Jackson Flowood**  
 601-487-0800  
[www.hiltongardeninn.com](http://www.hiltongardeninn.com)  
**Hilton Garden Inn on Riverwind**  
 601-933-1174  
[www.hiltongardeninn.com](http://www.hiltongardeninn.com)  
**Fairfield Inn & Suites**  
 601-936-3434  
[www.marriott.com](http://www.marriott.com)  
**Hampton Inn**  
 601-932-7676  
[www.hamptoninn.com](http://www.hamptoninn.com)  
**Holiday Inn Express**  
 601-932-4141  
[www.hiexpress.com](http://www.hiexpress.com)

## Taxis

**Jackson Taxi**  
 601-292-1100  
[www.ms24hourtaxi.com](http://www.ms24hourtaxi.com)  
**Veterans Taxi**  
 601-355-2222

## Visiting Team Hotel in Mississippi

### Hilton Garden Inn Jackson Flowood

118 Laurel Park Cove • Flowood, MS 39232

Phone: 601-487-0800 • Fax: 601-487-0801

Website: [www.hiltongardeninn.com](http://www.hiltongardeninn.com)

Nestled in the trees of south MS and within the Dogwood Festival Plaza, Hilton Garden Inn Jackson/Flowood offers easy access to retail and dining establishments.

Sit a while by the fireplace in our welcoming lobby. Start your day with a tasty cooked-to-order breakfast in the Garden Grille Restaurant. After a busy day, relax in the bar with local beers and wines or head to your room with some drinks and snacks from the 24-hour Pavilion Pantry.

Unwind in a warm and inviting guest room with complimentary WiFi, a 40-inch HDTV with premium channels, a large desk with ergonomic chair and convenient power points. Additional amenities in every room



include a plush Serta bed, an alarm clock with MP3 jack, a microwave, mini-refrigerator and coffee maker.

Host your next corporate meeting or social function at this Flowood, MS hotel with 3,200 sq. ft. of flexible meeting space. Pair contemporary A/V equipment with our friendly, professional staff for a hassle-free event. Stay productive in the 24-hour business center, where you can print documents and check emails with complimentary WiFi..

## M-Braves Hotels on the Road

### ***Biloxi***

Doubletree by Hilton

940 Beach Blvd • Biloxi, MS 39530

Phone: 228-546-3100

### ***Birmingham***

Sheraton Birmingham Hotel

2101 Richard Arrington Jr. Blvd. N. • Birmingham, AL 35203

Phone: 205-307-3084

### ***Chattanooga***

Holiday Inn at Hamilton Place

2232 Center St. • Chattanooga, TN 37421

Phone: 423-485-1185

### ***Jackson***

Doubletree Hilton

1770 HWY 45 Bypass South • Jackson, TN 38305

Phone: 731-664-6900

### ***Jacksonville***

Hyatt Regency Jacksonville Riverfront

225 Coastline Dr. E. • Jacksonville, FL 32202

Phone: 904-588-1234

### ***Mobile***

Renaissance Riverview Plaza Hotel

64 South Water Street • Mobile, AL 36602

Phone: 251-438-4000

### ***Montgomery***

Candlewood Suites at Eastchase

9151 Boyd Copper PKWY • Montgomery, AL 36117

Phone: 334-277-0677

### ***Pensacola***

Hilton Garden Inn Pensacola Airport

1144 Airport Blvd • Pensacola, FL 32504

Phone: 850-479-8900

### ***Tennessee***

Hampton Inn and Suites

105 Stadium Dr. • Kodak, TN 37764

Phone: 865.465.0590

# PACE OF PLAY REGULATIONS FOR 2018

Minor League Baseball has instituted rule and procedure changes aimed at reducing the length of extra innings games and the number of mound visits during a game throughout Minor League Baseball. In addition, the Triple-A and Double-A levels will use a 15-second pitch clock with no runners on base.

The procedures, created in partnership with Major League Baseball, aim to reduce the number of pitchers used in extra innings and the issues created by extra innings games, including, but not limited to, shortages of pitchers in the days to follow, the use of position players as pitchers and the transferring of players between affiliates due to pitching shortages caused by extra innings games.

“We believe these changes to extra innings will enhance the fans’ enjoyment of the game and will become something that the fans will look forward to on nights where the game is tied late in the contest,” said Minor League Baseball President Pat O’Conner. “Player safety has been an area of growing concern for our partners at the Major League Baseball level, and the impact that lengthy extra innings games has on pitchers, position players and an entire organization was something that needed to be addressed.”

## Extra Innings

- At all levels of Minor League Baseball, extra innings will begin with a runner on second base. The runner at second base will be the player in the batting order position previous to the leadoff batter of the inning (or a substitute for that player). By way of example, if the number five hitter in the batting order is due to lead off the 10th inning, the number four player in the batting order (or a pinch-runner for such player) shall begin the inning on second base. Any runner or batter removed from the game for a substitute shall be ineligible to return to the game, as is the case in all circumstances under the Official Baseball Rules.
- For purposes of calculating earned runs under Rule 9.16, the runner who begins an inning on second base pursuant to this rule shall be deemed to be a runner who has reached second base because of a fielding error, but no error shall be charged to the opposing team or to any player.

## Pitcher’s Mound Visits

- Visits by coaches and position players will be limited based on the classification level. Triple-A clubs will be allowed six (6) visits per team, Double-A clubs will be allowed eight (8) visits per team, Single-A clubs will be allowed 10 visits per team and there will not be a limit on mound visits for Short Season and Rookie-level clubs.
- These mound visit limits will apply whether the game is scheduled for seven or nine innings.
- For any extra-innings played, each club shall be entitled to one additional non-pitching change mound visit per inning.
- Official Baseball Rule 5.10(l), which governs mound visits by a manager or coach, remains in effect (i.e., a pitcher must be removed on the second visit by a manager/coach in an inning).

## Definition of Mound Visit

- A manager or coach trip to the mound to meet with the pitcher shall constitute a visit. A player leaving his position to confer with the pitcher, including a pitcher leaving the mound to confer with another player, shall also constitute a mound visit, regardless of where the visit occurs or the length of the visit, except that the following shall not constitute mound visits:
  - a. Discussions between pitchers and position player(s) that (i) occur between batters in the normal course of play and do not require either the position player(s) or the pitcher to relocate;
  - b. Visits by position players to the mound to clean spikes in rainy conditions;
  - c. Visits to the mound due to an injury or potential injury of the pitcher; and
  - d. Visits to the mound after the announcement of an offensive substitution.

## Cross-Up in Signs

In the event a team has exhausted its allotment of mound visits in a game (or extra inning) and the home plate umpire determines that the catcher and pitcher did not have a shared understanding of the location or type of pitch that had been signaled by the catcher (otherwise referred to as a “cross-up”), the home plate umpire may, upon request of the catcher, allow the catcher to make a brief mound visit. Any mound visit resulting from a cross-up prior to a team exhausting its allotted number of visits shall count against a team’s total number of allotted mound visits.



# The official communications provider for the MS Braves

Sales • Rentals • Service • Parts • Airtime



**Jackson Communications** is a successful communications company serving Metro-Jackson and the surrounding central Mississippi area. We offer an experienced source for Motorola products and support services.

Now Jackson Communications is proud to provide you with instant on-line access to a 90,000 item catalog of Motorola two-way radio and messaging products, parts and Motorola Original accessories. Register today and enjoy the ease and convenience of on-line shopping.



- Broadband Wireless
- Call Boxes
- Dispatch Consoles
- GPS / Fleet Management
- Interoperability
- IP Video
- Microwave
- Mobile Data Systems
- Mobile Video
- On-Site Paging Systems
- Outdoor Warning Systems
- Telemetry/SCADA Systems
- Two-Way Radio
- Voice Recorders

**Pearl, Mississippi: (601) 932-7030**

Please Visit Our Website:  
**[www.jacksoncom.com](http://www.jacksoncom.com)**



# 2018 SCHEDULE

## APRIL

SUN	MON	TUE	WED	THU	FRI	SAT
1	2	3	4	5 7:00P TNS	6 7:00P TNS	7 6:00P TNS
8 1:00P TNS	9 10:35A TNS	10	11 6:35P BLX	12 6:35P BLX	13 6:35P BLX	14 6:35P BLX
15 2:05P BLX	16 7:00P PNS	17 7:00P PNS	18 10:35A PNS	19 7:00P PNS	20 7:00P PNS	21 7:05P MOB
22 2:05P MOB	23 6:35P MOB	24 6:35P MOB	25 11:05A MOB	26 7:00P JXN	27 7:00P JXN	28 6:00P JXN
29 1:00P JXN	30 10:35A JXN					

## MAY

SUN	MON	TUE	WED	THU	FRI	SAT
		1	2 6:35P PNS	3 6:35P PNS	4 6:35P PNS	5 6:05P PNS
6 1:05P PNS	7 7:00P MOB	8 7:00P MOB	9 10:35A MOB	10 7:00P MOB	11 7:00P MOB	12 6:05P JXN
13 2:05P JXN	14 6:05P JXN	15 6:05P JXN	16 12:05P JXN	17 10:30A TNS	18 6:00P TNS	19 6:00P TNS
20 1:00P TNS	21 11:00A TNS	22	23 7:00P JAX	24 7:00P JAX	25 7:00P JAX	26 6:00P JAX
27 1:00P JAX	28	29 6:35P BLX	30 6:35P BLX	31 6:35P BLX		

## JUNE

SUN	MON	TUE	WED	THU	FRI	SAT
					1 6:35P BLX	2 6:35P BLX
3 5:00P MTG	4 7:00P MTG	5 7:00P MTG	6 7:00P MTG	7 7:00P MTG	8 7:00P PNS	9 6:00P PNS
10 5:00P PNS	11 7:00P PNS	12 7:00P PNS	13 6:35P BLX	14 6:35P BLX	15 6:35P BLX	16 6:35P BLX
17 4:05P BLX	18 ALL	19 STAR	20 BREAK	21 7:00P JAX	22 7:00P JAX	23 6:00P JAX
24 5:00P JAX	25 7:00P JAX	26 7:00P JAX	27	28 6:35P PNS	29 6:35P PNS	30 6:05P PNS

## JULY

SUN	MON	TUE	WED	THU	FRI	SAT
1 5:05P PNS	2 6:35P PNS	3 6:35P PNS	4 7:00P BLX	5 7:00P BLX	6 7:00P BLX	7 6:00P BLX
8 6:00P BIR	9 7:05P BIR	10 7:05P BIR	11 7:05P BIR	12 7:00P PNS	13 7:00P PNS	14 6:00P PNS
15 5:00P PNS	16 7:00P PNS	17	18 6:35P MTG	19 6:35P MTG	20 6:35P MTG	21 6:05P MTG
22 5:05P MTG	23 7:00P MOB	24 7:00P MOB	25 7:00P MOB	26 7:00P MOB	27 7:00P MOB	28 6:00P BIR
29 5:00P BIR	30 7:00P BIR	31 7:00P BIR				

## AUGUST

SUN	MON	TUE	WED	THU	FRI	SAT
			1 7:00P BIR	2 6:15P CHA	3 6:15P CHA	4 6:15P CHA
5 1:15P CHA	6 6:15P CHA	7	8 6:05P JAX	9 6:05P JAX	10 6:05P JAX	11 5:35P JAX
12 2:05P JAX	13	14 7:00P CHA	15 7:00P CHA	16 7:00P CHA	17 7:00P CHA	18 6:00P CHA
19 5:05P MOB	20 6:35P MOB	21 6:35P MOB	22 6:35P MOB	23 6:35P MOB	24 7:00P BLX	25 6:00P BLX
26 5:00P BLX	27 7:00P BLX	28 12:00P BLX	29	30 6:05P JAX	31 6:05P JAX	

## SEPTEMBER

SUN	MON	TUE	WED	THU	FRI	SAT
						1 5:35P JAX
2 5:05P JAX	3 1:05P JAX	4	5	6	7	8

MISSISSIPPIBRAVES.com All game times are CST & subject to change.

DOUBLE A AFFILIATE OF THE

*Atlanta Braves*

### KEY

DATE	DATE
FIRST PITCH HOME	FIRST PITCH AWAY

● Fireworks

### SOUTHERN LEAGUE TEAMS

BIR	BLX	CHA	JAX	JXN	MOB	MTG	PNS	TNS
-----	-----	-----	-----	-----	-----	-----	-----	-----