

MINNESOTA WILD HOCKEY CLUB

# PLAYOFF GUIDE



OUR STATE. OUR TEAM. OUR ICE.

# CONTENTS



Playoff Media Guidelines .....	2	All-Time Streaks .....	95
2020 NHL Return To Play Plan .....	3	All-Time Leaders .....	96
2020 Stanley Cup® Playoffs Bracket .....	4	Single-Season Leaders .....	98
Team Management .....	6	Team Records .....	100
Hockey Operations .....	8	Record Book .....	102
Wild Media Relations Team .....	16	2019-20 Wild vs. Eastern Conference Teams .....	113
The Players .....	17	Playoff Notes .....	118
Players Game-By-Game .....	62	Western Conference Playoff Opponents .....	119
2020 Minnesota Wild Playoff Roster .....	73	Head-to-Head Statistics vs. Playoff Opponents .....	130
How the 2019-20 Wild Was Built .....	74	2018 Playoffs .....	152
2019-20 Iowa Wild Statistics .....	75	2017 Playoffs .....	154
2019-20 Wild Prospect Report .....	76	2016 Playoffs .....	156
2019-20 Iowa Wild Notes .....	78	2015 Playoffs .....	158
2019-20 Season Notes .....	80	2014 Playoffs .....	160
2019-20 Team Game-By-Game .....	82	2013 Playoffs .....	162
2019-20 Statistical Breakdown .....	83	2008 Playoffs .....	164
2019-20 Final Player Stats .....	86	2007 Playoffs .....	166
2019-20 Home/Road Splits .....	87	2003 Playoffs .....	168
2019-20 Season Highs & Lows .....	88	Playoff Record Book .....	171
2019-20 Injury Report .....	89	All-Time Playoff Scoring & Goaltending .....	180
2019-20 Transactions .....	90	All-Time Playoff Leaders .....	182
The Last Time .....	92	Playoff Firsts .....	183
All-Time Awards & Accolades .....	94		

## 2020 MINNESOTA WILD STANLEY CUP® PLAYOFF GUIDE

MINNESOTA WILD HOCKEY CLUB

317 WASHINGTON STREET | SAINT PAUL, MN 55102

PHONE: (651) 602-6000 | FAX: (651) 222-1055 | TICKETS: (651) 222-WILD (9453) | WILD.COM

### Board Members:

Craig Leipold (Owner/Governor), Kyle Leipold, Quinn Martin, Mark Pacchini

### Limited Partners:

Robert Hubbard, Stanley E. Hubbard, Stanley S. Hubbard, Horace H Irvine III, Robert Marvin, Jr., Ford Nicholson, Todd Nicholson, Vance Opperman and Michael Reilly

Senior Brand Advisor  
John Maher

Media Relations Specialist  
Megan Kogut

Special Thanks  
Minnesota Wild Business Staff,  
National Hockey League,  
Elias Sports Bureau

Director of Media Relations  
Aaron Sickman

Manager, Web & Creative Services  
Matt Minnichsoffer

Photography  
Bruce Kluckhohn, Getty Images

Copyright © 2020 Minnesota Wild



**NHL QUALIFYING ROUNDS**

The Stanley Cup Qualifiers featuring the 16 teams that are contesting best-of-five series to determine the eight teams advancing to the Stanley Cup Playoffs, commonly referred to as the qualifying round, will begin on Saturday, Aug. 1.

**Western Conference Qualifying Round Match-Ups**

Edmonton (5) vs. Chicago (12)

Nashville (6) vs. Arizona (11)

Vancouver (7) vs. Minnesota (10)

Calgary (8) vs. Winnipeg (9)

**Eastern Conference Qualifying Round Match-Ups**

Pittsburgh (5) vs. Montreal (12)

Carolina (6) vs. New York Rangers (11)

New York Islanders (7) vs. Florida (10)

Toronto (8) vs. Columbus (9)

**MINNESOTA QUALIFYING ROUND VS. VANCOUVER**

(All games played at Rogers Place in Edmonton, Alberta)

August 2nd - Game 1 at VAN

August 4th - Game 2 at VAN

August 6th - Game 3 vs. VAN

August 7th - Game 4 vs. VAN \*If necessary

August 9th - Game 5 at VAN \*If necessary

**NHL ROUND ROBIN**

The Stanley Cup Qualifiers featuring the top four teams from each conference to determine seeding in the Stanley Cup Playoffs, commonly referred to as the round robin, will begin on Sunday, Aug. 2.

Ties in the Round Robin - featuring the top four teams from each conference - will be broken by regular season points percentage. The seeding order for these teams then will remain the same throughout the 2020 Stanley Cup Playoffs.

**Western Conference Round Robin Teams:** St. Louis (1), Colorado (2), Vegas (3), Dallas (4)

**Eastern Conference Round Robin Teams:** Boston (1), Tampa Bay (2), Washington (3), Philadelphia (4)

**SERIES LENGTHS**

The Qualifying Round will be composed of best-of-five series. All other rounds (First Round, Second Round, Conference Finals, Stanley Cup Final) will be best-of-seven series.

**GAME SCHEDULE**

Games have been scheduled on a staggered basis, providing hours of continuous action. The start times for the 10 days of Stanley Cup Qualifiers in Toronto (Eastern Conference games) will be: Noon, 4 p.m. and Page 2 of 3 8 p.m. ET.

In order to maximize the viewing experience for fans across North America, the start times for the three game windows in Edmonton (Western Conference games) - 2 p.m. ET, 6:30 p.m. ET and 10:30 p.m. ET - may fluctuate by up to 30 minutes during the qualifying round.

**"SEEDING" FORMAT**

In each succeeding round of the 2020 Stanley Cup Playoffs, the highest remaining seed in each conference will face the lowest remaining seed, the second-highest remaining seed in each conference will face the second-lowest remaining seed, etc.

**"HOME" ICE**

- In the Qualifying Round, the higher-seeded team will be designated as the home team in Games 1, 2 and 5. The lower-seeded team will be designated as the home team in Games 3 and 4.
- In the First Round, Second Round and Conference Finals, the higher-seeded team will be designated as the home team in Games 1, 2, 5 and 7. The lower-seeded team will be designated as the home team in Games 3, 4 and 6.
- In the Stanley Cup Final, the team with the higher regular season points percentage will be designated as the home team in Games 1, 2, 5 and 7. The team with the lower regular season points percentage will be designated as the home team in Games 3, 4 and 6.

**NHL DRAFT LOTTERY, PHASE 2**

Phase 2 of the NHL Draft Lottery will take place between the Stanley Cup Qualifiers and the start of the First Round on Aug. 10. Phase 2 will assign the first overall pick for the 2020 NHL Draft to one of the eight qualifying round teams that fail to advance.

**NHL CRITICAL DATES**

July 13 ..... Training Camp Opens

July 26 ..... Travel to Hub City

July 28-30 ..... Exhibition Games

August 1 ..... Stanley Cup Qualifiers Begin

August 10\* ..... Phase 2 of NHL Draft Lottery

August 11 ..... First Round Begins

August 25\* ..... Second Round Begins


September 8\* ..... Conference Finals Begin

September 22\* ..... Stanley Cup Final Begins

October 4\* ..... Last Possible Day of Final

October 9-10\* ..... 2020 NHL Draft

\*Tentative Date





## CRAIG LEIPOLD

### OWNER & GOVERNOR

Craig Leipold is the majority owner and principal investor in Minnesota Sports & Entertainment (MSE), a regional sports and entertainment leader that includes the National Hockey League's Minnesota Wild, the Iowa Wild of the American Hockey League, 317 on Rice Park and the facility management of Xcel Energy Center, TRIA Rink at Treasure Island Center, Saint Paul RiverCentre and the Legendary Roy Wilkins Auditorium. He oversees the day-to-day business operations of the organization and also serves as the team's Governor at NHL Board of Governors' meetings. The NHL's Board of Governors officially approved Leipold's purchase of MSE on April 10, 2008.

Under Leipold's ownership, the Wild is dedicated to building a Stanley Cup contending franchise, playing an important role in the community through service initiatives, providing a fun and entertaining game-night experience and building strong relationships with its fans and corporate partners.

Leipold has advocated for the State of Hockey to host premiere NHL events, including the 2011 Entry Draft at Xcel Energy Center, 2016 Coors Light Stadium Series at TCF Bank Stadium and the 2021 Bridgestone Winter Classic at Target Field.

A resident of Racine, Wis., Leipold completed the sale of the Nashville Predators to a local ownership group on Dec. 7, 2007, a team he owned since the expansion franchise was awarded to Nashville in 1997.

During his time as an NHL owner, Leipold has been a tireless advocate for the professional hockey industry. Appointed by NHL Commissioner Gary Bettman, Leipold serves on both the League's Executive committee and Audit committee. He was a member of the League Negotiating Committees that negotiated the Collective Bargaining Agreements with the NHL Players' Association in 2005 and 2013. He is also a strong advocate for the new, more "fan-friendly" NHL, including the rule changes to promote a more entertaining competition and increased fan access to the product.

Craig and his wife Helen (Chairman and Chief Executive Officer of Johnson Outdoors, Inc., and Chairman of Johnson Financial Bank Corp.) have five sons (Chris, Kyle, Connor, Curtis and Bradford) and own five dogs. While in St. Paul, the Leipold's live in their apartment in the historic Saint Paul Hotel.

## MATT MAJKA

### PRESIDENT & ALTERNATE GOVERNOR

Matt Majka (pronounced MAY-kuh) is in his third season as President and Alternate Governor for Minnesota Sports and Entertainment (MSE) and 23rd year with the organization. He previously held the positions of Chief Operating Officer, Executive Vice President, Senior Vice President of Business Operations and Vice President of Marketing and Corporate Sponsorships.

MSE is a regional sports and entertainment leader that has grown into several different business operations including the Minnesota Wild, its minor league affiliate, the Iowa Wild, 317 on Rice Park and the facility management of Xcel Energy Center and Saint Paul RiverCentre.

During his tenure with the Wild, Majka has been instrumental in fostering the unique relationship between the hockey club and its fan base. The team's continued dedication to the fans of the "State of Hockey" is reflected in ESPN The Magazine's Ultimate Standings as the Wild was named the "Best Stadium Experience" in the National Hockey League from 2007-10. Minnesota ranked first in the NHL and sixth overall for "Stadium Experience" in the field of all 122 major league sports franchises in 2012.

Majka joined the Minnesota Wild in October of 1997 from Rollerblade, Inc., where he started work in 1984. Beginning as a Sales Representative for the fledgling company, he held positions of increasing responsibility through his 13-year tenure. During his tenure, the privately held company grew revenues from \$1 million to more than \$200 million annually.

The Detroit, Mich., native has lived in the Twin Cities for more than 50 years and is a 1984 speech communications graduate of the University of Minnesota. Majka currently serves on the St. Paul Downtown Alliance, the United States Hockey Hall of Fame, the BEL13VE in Miracles Foundation and the Saint Paul & Minnesota Foundations.

He and his wife, Kym, have two sons, Sam and Nick. The family resides in Medina.



## JEFF PELLEGRAM

### CHIEF FINANCIAL OFFICER

Jeff Pellegrom is in his 12th season as the Wild's Executive Vice President and Chief Financial Officer. He oversees the organization's support functions, including finance, payroll, legal services, human resources, information technologies, and Xcel Energy Center events. Pellegrom also oversees investor relations and governmental affairs.

The Minnesota Wild, along with its parent organization MSE, is a sports and entertainment leader, made up of the NHL Team, the Wild's minor league AHL affiliate named the Iowa Wild, it's new business arm called Venture32 and the facility management of Xcel Energy Center and Saint Paul RiverCentre.

Pellegrom has extensive experience in corporate finance, international business, and business development. Prior to joining the Wild, he spent eight years with 3M and 10 years with SC Johnson, specializing in corporate finance and mergers and acquisitions.

A native of Midland, Mich., Pellegrom received his undergraduate degree in mathematics and economics from Kalamazoo College before earning his MBA in finance from the University of Minnesota's Carlson School of Management. He serves on the board of the St. Paul Area Chamber of Commerce and the Minneapolis Regional Chamber of Commerce. He also serves as treasurer of the Minnesota Wild Foundation.

In his free time, Pellegrom enjoys endurance sports including swimming and cycling. He and his wife, Mary, have two daughters, Sophia and Isabella, and two sons, Jordan and Jonah. The family resides in Eagan.







## BILL GUERIN

### GENERAL MANAGER

Bill Guerin is in his first season as General Manager of the Minnesota Wild after being named to the position on August 21, 2019. He oversees the Wild's hockey operations department including all matters relating to player personnel, coaching staff, scouting department and minor league operations.

Guerin spent the previous eight seasons with the Pittsburgh Penguins, including the last five seasons as Assistant General Manager. He served as the Penguins player development coach for three seasons (2011-14), helping develop the organization's minor league, junior and college prospects, many of whom were key contributors on Pittsburgh's 2016 and 2017 Stanley Cup teams. Guerin was promoted to Assistant General Manager by the organization on June 6, 2014, and served as General Manager of Wilkes-Barre/Scranton, overseeing the day-to-day operations of Pittsburgh's American Hockey League (AHL) affiliate, the last two seasons.

He recorded 856 points (429-427=856), a plus-51 rating and 1,660 penalty minutes (PIM) in 1,263 career NHL games during 18 seasons (1991-2010) with New Jersey, Edmonton, Boston, Dallas, St. Louis, San Jose and the New York Islanders. Guerin played in four NHL All-Star Games (2001, 2003, 2004 and 2007) and ranks fourth in shots on goal (3,693), sixth in goals, seventh in games played, 10th in PIM and 13th in scoring in NHL history amongst American-born players. He is one of eight U.S.-born players to record 400 career goals and 400 career assists in the NHL. Guerin also made 15 appearances in the Stanley Cup Playoffs and tallied 74 points (39-35=74) and 162 PIM in 140 career playoff contests, winning the Stanley Cup in 1995 with New Jersey and in 2009 with Pittsburgh. He was selected by New Jersey in the first round (fifth overall) of the 1989 NHL Entry Draft.

Guerin represented the United States at three Olympic Games (1988, 2002 and 2006) and two World Cups of Hockey (1996, 2004), helping Team USA win a gold medal at the 1996 World Cup of Hockey and a silver medal at the 2002 Olympics. He also played for Team USA at the 1989 and 1990 IIHF World Junior Championships and played in 46 games for the U.S. National Team during the 1991-92 Pre-Olympic Tour. Guerin tallied 70 points (40-30=70) in 77 games during two seasons at Boston College (1989-91). The native of Worcester, Mass., was inducted into United States Hockey Hall of Fame in 2013.

He and his wife, Kara, have three daughters, Kayla, Grace and Lexi, and a son, Liam.



## TOM KURVERS

### ASSISTANT GENERAL MANAGER

Tom Kurvers is in his second season with the Minnesota Wild as Assistant General Manager after being named to the position on June 26, 2018. He reports to General Manager Bill Guerin and supports the day-to-day operations of the club. Kurvers also serves as General Manager of the Iowa Wild of the American Hockey League (AHL).

Kurvers joined the Wild after spending 10 seasons with the Tampa Bay Lightning where he served as senior advisor to the general manager the last seven seasons (2011-18). The native of Minneapolis, Minn., served as assistant general manager for three seasons (2008-11) and oversaw the Lightning's hockey operations department on an interim basis from April through May of 2010. During his tenure with Tampa Bay, he also served on USA Hockey's advisory board for the 2014 IIHF World Championship.

Prior to joining the Lightning, Kurvers spent 11 seasons with the Phoenix Coyotes (1997-2008). He served three seasons as director of player personnel for the Coyotes, overseeing all aspects of the team's amateur and professional scouting departments. Kurvers also spent seven seasons as a professional scout, one season as a radio analyst and served as interim assistant coach for the final two months of the 2003-04 season.

The defenseman collected 421 points (93-238=421) and 350 penalty minutes (PIM) in 659 career NHL games during 11 seasons (1984-95) with Montreal, Buffalo, New Jersey, Toronto, Vancouver, New York Islanders and Anaheim. Kurvers won the 1986 Stanley Cup with the Canadiens and was selected by Montreal in the seventh round (145th overall) of the 1981 NHL Entry Draft.

Kurvers played four seasons at the University of Minnesota Duluth (1980-84), setting school records for most career goals (43) and points (192) by a defenseman and won the 1984 Hobey Baker Award. Kurvers has been inducted into the University of Minnesota Duluth and Bloomington Jefferson High School Athletic Hall of Fames. He played in the 1980 Minnesota state high school hockey tournament with the Jaguars.

Kurvers received a Bachelor of Arts degree in communications from the University of Minnesota Duluth in 1984 and earned a Masters of Business Administration degree in sports management from the University of St. Thomas in 1997.

He has his wife, Heather, have two daughters, Madison and Rose, and two sons, Weston and Roman.



## JACK FERREIRA

### SENIOR ADVISOR TO THE GENERAL MANAGER

Jack Ferreira is in his second season with the Minnesota Wild as the Senior Advisor to the General Manager after being named to the position on June 5, 2018. Ferreira brings 47 years of professional hockey experience to the Wild organization, including nine years as an NHL General Manager. He spent the previous 12 seasons as Senior Advisor for the Los Angeles Kings (2006-18). Prior to joining the Kings, Ferreira spent six seasons as the Director of Player Personnel for the Atlanta Thrashers (2000-06) and assisted General Manager Don Waddell in all player related decisions.

The native of Providence, R.I., was an original member of the Mighty Ducks of Anaheim, serving as the first Vice President and General Manager in team history (1993-98) as well as Vice President of Hockey Operations (1998-00). During his tenure with the Ducks, Ferreira was responsible for several prominent moves, including the drafting of Hall of Famer Paul Kariya in 1993 and the acquisition of Hall of Famer Teemu Selanne in 1996. He also served as the Assistant General Manager for Team USA when they captured the gold medal at the 1996 World Cup of Hockey and at the 1998 Olympics in Japan.

Ferreira won a Stanley Cup in 1993 serving as the Montreal Canadiens Director of Pro Scouting. He also served as the first-ever Vice President and General Manager of the San Jose Sharks (1990-92) following two seasons (1988-90) as the Vice President and General Manager of the Minnesota North Stars.

Ferreira has also served as Director of Player Development for the New York Rangers (1986-88), as a U.S. and College Scout for the Calgary Flames (1980-86) and worked for the NHL's Central Scouting Service as a New England Area Scout (1977-80). His professional career began with the New England Whalers of the World Hockey Association, where he held various roles including Head Scout, Assistant Coach and Assistant General Manager in five seasons (1972-77).

A former All-America goaltender at Boston University (1963-66) where he later earned induction into the Terriers Athletic Hall of Fame, Ferreira spent five seasons as an Assistant Coach at the collegiate level at Brown University (1970-72), Princeton (1969-70) and West Point (1967-69).

Jack and his wife, Kathy, have two daughters, Jennifer and Julie, and two sons, Eric and Kent.



## CHRIS O'HEARN

### DIRECTOR OF HOCKEY OPERATIONS

Chris O'Hearn is in his first season with the Minnesota Wild as the Director of Hockey Operations. His responsibilities include player contract research and negotiations, scheduling, salary arbitration and salary cap management.

O'Hearn joins the Wild after spending the 2018-19 season as a professional scout for the Calgary Flames. Prior to working for the Flames, he spent 11 seasons with the Arizona Coyotes, including the last three seasons as Assistant General Manager. With the Coyotes, his responsibilities also included fiscal and strategic planning, evaluating pro and amateur players, compliance with the Collective Bargaining Agreement, and administration with the NHL's Central Registry as well as the day-to-day operations of the hockey department.

The Winnipeg, Man., native earned a Bachelor of Arts degree in political science from Arizona State University in 2004 and graduated from the New England School of Law in 2007.

He and his wife, Ashley, have a son, Callan, and a daughter, Andersen.





## DEAN EVASON

### HEAD COACH

Dean Evason is in his first season as Head Coach of the Minnesota Wild after being named to the position on July 13, 2020. He was named interim Head Coach of the Wild on Feb. 14, 2020, and led the team to an 8-4-0 record (.667). Evason is in his second season with Minnesota after being named an Assistant Coach on June 6, 2018.

Evason joined the Wild after spending six seasons (2012-18) as Head Coach of the Milwaukee Admirals in the American Hockey League (AHL), leading the team to a record of 242-161-53 (.588). Prior to serving as the Admirals Head Coach, Evason spent seven seasons as an Assistant Coach with the Washington Capitals (2005-12). During his tenure with Washington, the Capitals went 294-206-74 (.576) and claimed four straight Southeast Division titles, advanced to the Stanley Cup Playoffs in his last five seasons (2008-12) and won the 2010 Presidents' Trophy. Prior to joining the Capitals, the Flin

Flon, Man., native spent six seasons as a Head Coach in the Western Hockey League (WHL). Evason served as co-coach of the Calgary Hitmen in 2004-05, head coach of the Vancouver Giants for two seasons (2002-04) and Head Coach of the Kamloops Blazers for three seasons (1999-02).

Evason totaled 372 points (139-233=372) and 1,002 penalty minutes (PIM) in 803 career NHL games during 13 seasons (1983-96) as a center with the Capitals, Hartford Whalers, San Jose Sharks, Dallas Stars and Calgary Flames. The former forward added 29 points (9-20=29) and 132 PIM in 55 Stanley Cup Playoff contests. He served as a player/coach for Team Canada during the 1996-97 season, captaining the team to a gold medal at the 1997 World Championship. Evason retired as a player following two seasons as a player/coach with Landshut in the German League (1997-99). He was selected by Washington in the fifth round (89th overall) of the 1982 NHL Entry Draft.

Evason has three children, Bryce, Brianne and Brooke, and is married to Genevieve.

#### EVASON'S HEAD COACHING CAREER

YEAR	TEAM (LEAGUE)	REGULAR SEASON						PLAYOFFS			
		G	W	L	OT	PTS	PCT	G	W	L	PCT
2012-13	Milwaukee (AHL)	76	41	28	7	89	0.59	4	1	3	0.25
2013-14	Milwaukee (AHL)	76	39	24	13	91	0.60	3	0	3	0.00
2014-15	Milwaukee (AHL)	76	33	28	15	81	0.53	-	-	-	-
2015-16	Milwaukee (AHL)	76	48	23	5	101	0.66	3	0	3	0.00
2016-17	Milwaukee (AHL)	76	43	26	7	93	0.61	3	0	3	0.00
2017-18	Milwaukee (AHL)	76	38	32	6	82	0.54	-	-	-	-
2019-20	MINNESOTA (NHL)	12	8	4	0	16	0.67				
Head Coach Totals (NHL)		12	8	4	0	16	0.67				
Head Coach Totals (AHL)		456	242	161	53	537	0.59	13	1	12	0.08

## BOB WOODS

### ASSISTANT COACH



Bob Woods is in his third season as an Assistant Coach with the Minnesota Wild after being named to the position on June 24, 2017. He served as an assistant coach for the Buffalo Sabres during the 2016-17 season. Before working with the Sabres, Woods spent two seasons (2014-16) as general manager and head coach of the Saskatoon Blades in the Western Hockey League (WHL).

He previously served as an assistant coach with the Anaheim Ducks (2012-14) and Washington Capitals (2009-12) in the NHL, and with the Hershey Bears in the American Hockey League (AHL) from 2005-07. Woods became Hershey's head coach 15 games into the 2007-08 season. He helped Hershey win the AHL's Calder Cup championship in 2006 and 2009.

A former defenseman, Woods played professional hockey for 13 seasons (1988-2001), including stops in the IHL, ECHL and AHL. He won a Calder Cup while playing with Hershey in 1997, and won the ECHL's Kelly Cup with the Mississippi Sea Wolves in 1999 - where Boudreau served as head coach. Woods was inducted into the Saskatchewan Junior Hockey Hall of Fame in 2019, the ECHL Hall of Fame in 2012 and was originally selected by New Jersey in the 10th round (201st overall) of the 1988 NHL Entry Draft.

He and his wife, Mary Sue, have two sons: Brendan, who recently signed a two-year contract with the Boston Bruins organization, and Colin, who plays hockey at Stevenson University.

## DARBY HENDRICKSON

### ASSISTANT COACH



Darby Hendrickson is in his 10th season as an Assistant Coach with the Minnesota Wild.

Hendrickson was an original member of the Wild and one of the most popular players in team history, playing four seasons (2000-04) and scoring the team's first goal at Xcel Energy Center on Oct. 11, 2000 vs. Philadelphia. The Richfield, Minn., native posted 60 points (29-31=60) in 182 regular season games with the Wild. He appeared in 17 playoff matches with Minnesota in 2003 and recorded five points (2-3=5) including the game-winning goal in Game 7 of the Western Conference Semifinal at Vancouver on May 8, 2003. Hendrickson also skated with Toronto, the New York Islanders, Vancouver and Colorado, posting 129 points (65-64=129) and 370 PIM in 518 games in parts of 10 NHL seasons.

He played for the University of Minnesota for two seasons (1991-93) after earning the 1991 Minnesota Mr. Hockey Award while playing for Richfield High School and was a member of the 1994 United States Olympic Team. Prior to joining the Wild, Hendrickson served as a studio analyst for FOX Sports North and an analyst for KSTC-TV, Channel 45's coverage of the state high school hockey tournament, as well as a National Hockey League Players' Association (NHLPA) Northwest Division Representative.

He and his wife, Dana, are the parents of four children: Mason, Addison, Beckett and Rennick.





## BOB MASON

### GOALTENDING COACH

Bob Mason is in his 18th year as Goaltending Coach for the Minnesota Wild. He is responsible for working with goaltenders throughout the Wild organization. Under his tutelage, Devan Dubnyk ranked second in the NHL in goals-against average (GAA) and save percentage (SV%) and was named to the NHL's Second All-Star Team, finished third in Vezina Trophy voting and fourth in Hart Trophy voting in 2014-15. Josh Harding led the NHL in GAA and SV% in 2013-14, while goaltenders Niklas Backstrom (2007) and Dwayne Roloson (2004) won the Roger Crozier Saving Grace Award. Dubnyk (2016, 2017), Backstrom (2009) and Roloson (2004) also represented Minnesota in the NHL All-Star Game. The Wild ranked first in the League in 2006-07 with a 2.20 GAA and a .922 SV% and claimed the William Jennings Trophy as the team allowed a league-low 191 goals against.

Mason also served as a Goaltending Consultant for the Atlanta Thrashers during its first two seasons of existence from 1999-2001. Prior to joining the Thrashers, he spent three seasons with the University of Minnesota as a volunteer Goaltender Coach. Mason played parts of eight seasons in the NHL with the Washington Capitals, Chicago Blackhawks, Quebec Nordiques and Vancouver Canucks.

He finished his NHL career with a 55-65-16 record and a 3.76 GAA in 145 games from 1984 to 1991. He also appeared in five Stanley Cup playoff games, posting a 2-3 record and a 1.95 GAA with Washington and Chicago. The native of International Falls, Minn., played two seasons at the University of Minnesota-Duluth and was a member of Team USA at the 1984 Olympics in Sarajevo, Yugoslavia.



### BRAD BOMBARDIR

DIRECTOR OF  
PLAYER DEVELOPMENT



### MATT HENDRICKS

ASSISTANT DIRECTOR OF  
PLAYER DEVELOPMENT



### ANDREW HEYDT

DIRECTOR OF  
TEAM OPERATIONS AND  
PLAYER RELATIONS



### MAT SELLS

DIRECTOR OF  
HOCKEY ANALYTICS



### SEAN SKAHAN

STRENGTH & CONDITIONING  
COACH



### JONAS PLUMB

VIDEO COACH



### T.J. JINDRA

VIDEO SCOUTING COORDINATOR



### RICARD PERSSON

DIRECTOR OF EUROPEAN  
SCOUTING



### JUDD BRACKETT

DIRECTOR OF AMATEUR  
SCOUTING



### CINDY SWEIGER

HOCKEY OPERATIONS  
ADMINISTRATOR





**JOHN WORLEY**  
HEAD ATHLETIC TRAINER



**TRAVIS GREEN**  
ATHLETIC TRAINER &  
MASSAGE THERAPIST



**PHILIP E. WATSON**  
ASSISTANT ATHLETIC TRAINER



**TONY DACOSTA**  
HEAD EQUIPMENT MANAGER



**RICK BRONWELL**  
ASSISTANT  
EQUIPMENT MANAGER



**MATT BENZ**  
ASSISTANT  
EQUIPMENT MANAGER



**SHELDON BURNS**  
MEDICAL DIRECTOR



**DAN PETERSON**  
TEAM PHYSICIAN



**JOEL BOYD**  
ORTHOPEDIC SURGEON



**BRAD NELSON**  
ASSISTANT  
ORTHOPEDIC SURGEON

## AMATEUR SCOUTS



Patrick Baum



David Chiarelli



Joe Cucci



PJ Fenton



Christopher Hamel



Brian Hunter



Guy Lapointe



Dan Leblanc

## EUROPEAN SCOUTS



Ladislav Benysek



Max Kolu



Ivan Nepriyev

## PROFESSIONAL SCOUTS



Chris Kelleher



Mark Mowers



Richard Park



## MEDIA RELATIONS TEAM



asickman@wild.com

### AARON SICKMAN

#### DIRECTOR OF MEDIA RELATIONS

Aaron Sickman is in his 21st year with the Minnesota Wild. He started as an intern with the organization in June of 1998 and has held a number of positions in the club's communications and broadcasting department including Manager of Corporate Communications and Internet Services, Communications Manager, Manager of Media Relations and Team Services and Director of Media Relations.

His responsibilities include facilitating interview requests for players and hockey operations personnel, overseeing the distribution of all team information and working closely with the organization's digital content department and rights holders FOX Sports North and KFAN. Sickman is also responsible for coordinating logistics with the players featured on *Becoming Wild* presented by Toyota. During his tenure with the Wild, the team has been named the recipient of the Dick Dillman Award, given to the NHL's top Public Relations by the Professional Hockey Writers Association, in 2005-06 and 2016-17.

Born in the Twin Cities, he attended John Marshall High School in Rochester, Minn., and graduated from Gustavus Adolphus College with a double major in Organizational Management and Geography. Sickman also earned a Master's in Sport Management from the University of Massachusetts Amherst and served as the media relations intern for the NFL's Miami Dolphins in 1997.

He and his wife, Kari, have two sons, Evan and Tate. The family resides in Rosemount.



mkogut@wild.com

### MEGAN KOGUT

#### MEDIA RELATIONS SPECIALIST

Megan Kogut is in her eighth season in the Wild media relations department and second as Media Relations Specialist. Her responsibilities include serving as the team contact for road games and NHL events, fulfilling credential requests, compiling game notes, press box set up, maintaining statistical resources and creating and distributing weekly releases. She also works closely with the organization's creative services department creating, writing and updating the team's publications.

Kogut spent 2012 with the Minnesota Twins as the Baseball Communications Intern. Her duties included compiling daily press clippings, statistical packages, minor league reports and games notes, in addition to assisting with the team's publications. She also previously worked in minor league baseball with the Buffalo Bisons as a public relations intern during the 2010 season.

Born in Texas, Kogut grew up in Eagan, Minn. and attended Eagan High School before graduating from James Madison University in Harrisonburg, Va. She owns a bachelor's degree in communications studies with a concentration in public relations and a minor in sports communications.



### EMILY YANG

#### PUBLICIST

Emily Yang is in her second season in the Wild media relations department. Her responsibilities include working closely with the organization's marketing department to handle daily media relations operations for the brand as well as distributing all information about brand and business initiatives.

Prior to joining the Wild, Yang worked in a variety of public relations and social media roles for Twin Cities-based agency Lola Red/Lola Pro and Mall of America.

A Twin Cities native, she attended Tartan High School in Oakdale, Minn., and graduated from the University of St. Thomas with a bachelor's degree in business with a concentration in business communications.

She and her husband, Nick, reside in Saint Paul.

# THE PLAYERS



OUR STATE. OUR TEAM. OUR ICE.





**NO 25**  
**JONAS BRODIN**  
 (JOE-nuhs broh-DEEN)  
**DEFENSEMAN**  
 Shoots: Left  
 Ht: 6-1 • Wt: 194  
 Born: 7/12/93  
 Karlstad, SWE



## 2019-20 HIGHLIGHTS

- Set career highs in points and assists.
- Led team in blocked shots and SHP (2), ranked second in plus/minus rating and fourth in assists.
- Has played in 171 consecutive games - longest active streak on team.
- Recorded three, three-game point streaks (0-3=3, 2/25-2/28; 0-4=4, 12/3-12/7; 1-2=3, 11/14-11/19).
- Tied career best with plus-4 rating at DET (2/27).
- Blocked career-high seven shots at EDM (2/21).
- Notched two assists at TB (12/5) including 100th of career to become sixth defenseman in team history to reach milestone.
- Skated season-high 27:31 at FLA (12/3).
- Recorded two assists vs. OTT (11/29).
- Led team and tied career best with four hits at ARI (11/9).
- Tallied an assist in 500th career game vs. STL (11/2) to become fourth defenseman and seventh player in franchise history to reach milestone.

## PLAYOFFS

- Seventh trip to Stanley Cup Playoffs.
- Ranks T-1st in games played, T-2nd in blocked shots and third in assists in franchise history amongst team defensemen in the playoffs.
- Ranked T-1st on team in plus/minus rating, T-2nd amongst team defensemen in scoring and third in blocked shots during 2016 playoffs.
- Registered first career playoff goal and multi-point game (1-1=2) in Game 6 of 2016 Western Conference Quarterfinal vs. DAL (4/24/16, Lehtonen).
- Ranked second on team in TOI/game and third in blocked shots during 2015 playoffs.
- Tallied assist for first career playoff point in Game 1 of 2014 Western Conference Quarterfinal at COL (4/17/14).
- Made Stanley Cup Playoff debut in 2013 and ranked second on the team in TOI/game and blocked shots. TOI/game ranked first amongst NHL rookies and 10th in the NHL.

## CAREER

- Set career highs in plus/minus rating, PIM and blocked shots in 2017-18.
- Led team in plus/minus rating (T-10th amongst NHL defensemen) and blocked shots, and ranked fourth in TOI/game in 2017-18.
- Tallied goal at SJ (4/7/18) for 100th career NHL point.
- Set career highs in PPA (5) and GWG in 2016-17.
- Ranked third on team in blocked shots and fourth in TOI/game in 2016-17.
- Notched career-high three assists vs. PIT (11/25/16).
- Recorded career-high seven shots vs. COL (11/19/16).
- Ranked third on team in blocked shots and fourth in TOI/game in 2015-16.
- Set career high in TOI/game in 2014-15.
- Led team in blocked shots, ranked T-1st in plus/minus rating (T-9th amongst NHL defensemen) and second in TOI/game (18th in NHL, no one younger had a higher TOI/game) in 2014-15.
- Skated career-high 31:54 at ARI (12/14/14).
- Ranked T-27th in NHL in TOI/game in 2013-14. Skated more than 25 minutes in a game 34 times.
- Set career highs in goals and PPG in 2013-14. Ranked second on team in blocked shots.
- As the youngest defenseman in the NHL in 2012-13, led rookies in TOI/game - 1:38 more than any other rookie. Total was second-highest by a rookie in franchise history.
- Named to the 2013 NHL All-Rookie Team. Finished fourth in Calder Memorial Trophy voting, first amongst rookie defensemen.
- Led NHL rookie defensemen in takeaways (18) and ranked fourth in blocked shots in 2012-13.
- Ranked 37th in NHL in TOI/game in 2012-13.
- Scored first NHL goal and recorded plus-2 rating vs. COL (3/14/13, Varlamov).
- Tallied an assist and skated 19:05 in NHL debut at DET (1/25/13).
- Netted four assists in 42 regular games and two goals in 14 playoff games to help Farjestad BK Karlstad win 2011 playoff championship.
- Has participated in six international tournaments for Sweden.
- Tallied three points (1-2=3) and a plus-6 rating in 10 games to help Sweden win the gold medal at 2017 IIHF World Championship.
- Scored one goal in seven games for Sweden at the 2012 IIHF World Championship.
- Notched four assists as Sweden won gold at the 2012 IIHF World Junior Championship.
- Helped Sweden earn silver medals at the 2010 and 2011 IIHF Under-18 World Championships.
- Represented Sweden at 2010 World Under-17 Hockey Challenge.

## CAREER TRANSACTIONS

- Selected by Minnesota in the first round (10th overall) of the 2011 NHL Entry Draft.
- Signed through 2020-21. Becomes an unrestricted free agent 2021-22.

## PERSONAL

- Enjoys making hospital visits to Children's Minnesota.
- Lists Leonardo DiCaprio as his favorite actor.
- Loves to watch soccer (Manchester City) and play tennis with friends.
- If he had to pick two past or present players to skate with him for a 3-on-3 pond hockey tournament team, he would choose Peter Forsberg and Matt Dumba. #OurIce

## BRODIN VS. NHL

TEAM	GP	G	A	PTS	+/-	PIM
ANA	21	2	4	6	-2	14
ARI	22	0	3	3	1	4
BOS	11	0	1	1	2	4
BUF	12	1	2	3	6	6
CAR	13	0	3	3	7	2
CGY	24	0	4	4	7	10
CHI	28	2	2	4	-2	10
CBJ	16	0	4	4	0	2
COL	35	2	10	12	-1	12
DAL	30	0	10	10	1	20
DET	16	1	4	5	14	2

TEAM	GP	G	A	PTS	+/-	PIM
EDM	23	0	2	2	-2	2
FLA	12	2	7	9	5	2
LA	23	2	4	6	5	2
MIN	-	-	-	-	-	-
MTL	14	0	3	3	0	2
NJ	12	0	2	2	0	4
NSH	32	3	2	5	-9	10
NYI	11	2	2	4	3	4
NYR	12	1	1	2	3	0
OTT	14	2	5	7	6	6
PHI	11	0	4	4	1	2

TEAM	GP	G	A	PTS	+/-	PIM
PIT	14	2	6	8	-2	2
SJ	22	2	2	4	-1	2
STL	31	1	6	7	3	8
TB	12	0	3	3	3	0
TOR	14	0	1	1	-3	4
VAN	23	1	7	8	-1	12
VGK	8	1	5	6	6	0
WAS	10	0	1	1	-3	0
WPG	29	3	6	9	0	14

## BRODIN'S PLAYOFF CAREER HIGHLIGHTS

**Goals, Game:** 1 – vs. DAL, 4/24/16  
**Assists, Game:** 1 – seven times  
**Points, Game:** 2 – vs. DAL, 4/24/16  
**PIM, Game:** 6 – at CHI, 5/2/14

**+/-, Game:** 2 – four times  
**TOI, Game:** 34:20 – at CHI, 4/30/13  
**Shots, Game:** 3 – four times  
**Goal Streak:** None

**Assist Streak:** 2g – 4/13-4/15/18  
**Point Streak:** 2g – 4/13-4/15/18

## BRODIN'S CAREER STATISTICS

SEASON	TEAM	LEAGUE	GP	G	A	PTS	+/-	PIM	PP	SH	GW	S	S%	BS	H	TOI
2012-13	MINNESOTA	NHL	45	2	9	11	3	10	1	0	0	51	3.9	60	17	23:12
	Houston	AHL	9	2	2	4	2	4	0	0	0	13	15.4	-	-	-
2013-14	MINNESOTA	NHL	79	8	11	19	0	22	3	0	0	74	10.8	117	33	23:54
2014-15	MINNESOTA	NHL	71	3	14	17	21	8	0	0	1	95	3.2	128	31	24:10
2015-16	MINNESOTA	NHL	68	2	5	7	-5	18	0	0	0	58	3.4	110	34	20:25
2016-17	MINNESOTA	NHL	68	3	22	25	5	20	2	0	2	85	3.5	89	20	19:34
2017-18	MINNESOTA	NHL	73	6	15	21	23	30	0	0	1	77	7.8	139	34	21:36
2018-19	MINNESOTA	NHL	82	4	14	18	-15	30	0	1	2	111	3.6	135	61	20:33
2019-20	MINNESOTA	NHL	69	2	26	28	15	24	0	0	0	103	1.9	112	41	21:33
WILD/NHL TOTALS			555	30	116	146	47	162	6	1	6	654	4.6	890	271	21:50

## BRODIN'S CAREER PLAYOFF STATISTICS


SEASON	TEAM	LEAGUE	GP	G	A	PTS	+/-	PIM	PP	SH	GW	S	S%	BS	H	TOI
2012-13	MINNESOTA	NHL	5	0	0	0	-3	0	0	0	0	3	0.0	13	7	26:23
2013-14	MINNESOTA	NHL	13	0	2	2	3	12	0	0	0	11	0.0	16	9	23:38
2014-15	MINNESOTA	NHL	10	0	0	0	-2	0	0	0	0	3	0.0	17	8	21:53
2015-16	MINNESOTA	NHL	6	1	2	3	3	0	0	0	0	1	100.0	15	2	20:36
2016-17	MINNESOTA	NHL	5	0	1	1	-3	0	0	0	0	5	0.0	7	1	19:00
2017-18	MINNESOTA	NHL	5	0	2	2	-3	2	0	0	0	9	0.0	11	2	24:42
WILD/NHL TOTALS			44	1	7	8	-5	14	0	0	0	32	3.1	79	29	22:44



**JONAS BRODIN**

**NO 25**





NO 6  
RYAN  
DONATO

CENTER  
Shoots: Left  
Ht: 6-1 • Wt: 192  
Born: 4/9/96  
Boston, MA, USA



## 2019-20 HIGHLIGHTS

- Set career highs in goals, plus/minus rating, PIM, hits and games played.
- Ranked T-1st on team in even-strength goals (14).
- Registered season-high four hits at BOS (11/23), vs. WSH (3/1) and at SJ (3/5) to tie career best.
- Tallied consecutive multi-point games for second time in career (2-2=4, 2/25 and 2/27).
- Notched two points (1-1=2) at DET (2/27).
- Tallied two points (1-1=2) vs. CBJ (2/25).
- Recorded two points (1-1=2) and season-best six shots vs. DAL (1/18).
- Skated season-best 15:14 vs WPG (12/21) and at CAR (12/7).
- Played in 100th career NHL game at VGK (12/17).
- Notched season-best, four -game point streak (3-1=4, 12/7-12/14).
- Tallied career-best, three-game goal streak (3-0=3, 12/7-12/12).

## PLAYOFFS

- Second trip to Stanley Cup Playoffs.
- Made Stanley Cup Playoff debut in Game 2 of 2018 Eastern Conference Quarterfinal vs. TOR (4/14/18) and appeared in three playoff games with the Bruins.

## CAREER

- Recorded three points (1-2=3) in NHL debut vs. CBJ (3/19/18, Korpisalo) to become the second player in Bruins history to record three points in NHL debut.
- Played three seasons at Harvard University (2015-18) and tallied 104 points (60-44=104) in 97 games to become the 32nd player in school history to top the 100-point mark.
- One of three finalists for the 2018 Hobey Baker Award.
- Named both the Ivy League and ECAC Player of the Year in 2017-18 and named First Team All-Ivy and All-ECAC.
- Led the NCAA with .90 goals per game in 2017-18.
- Recorded a 14-game point streak (14-8=22, 10/29/17-1/6/18) to begin the 2017-18 season.
- Led team in goals and scoring and ranked T-1st in PPG in 2017-18. Recorded three hat tricks during his junior season. Ranked second in the ECAC goals and fourth in scoring.
- Named Ivy League Player of the Year, First Team All-Ivy, ECAC Second Team and ECAC All-Tournament Team in 2016-17.
- Ranked second on team in goals and T-4th in scoring in 2016-17. Goal total ranked T-4th in the ECAC.
- Led team freshman and ranked T-3rd in goals and T-4th in scoring in 2015-16.
- Has represented the United States in two international tournaments.
- Played for Team USA at the 2018 Olympic Games in Pyeongchang, South Korea, and recorded six points (5-1=6) in five games and was roommates with Jordan Greenway. Goal total led the United States and ranked T-1st in the Olympics.
- Helped the United States win a bronze medal at the 2016 IIHF World Junior Championship tallying four points (3-1=4) in seven games.
- Named to the High School All-USA Hockey First Team in 2014-15.

## CAREER TRANSACTIONS

- Acquired by Minnesota along with a fourth round selection (later traded to Carolina – Carolina selected Cade Webber) in the 2019 NHL Entry Draft from Boston in exchange for Charlie Coyle, Feb. 20, 2019; Selected by Boston in the second round (56th overall) of the 2014 NHL Entry Draft.
- Signed through 2020-21. Becomes a restricted free agent 2021-22.

## PERSONAL

- Charitable interests include the Corey C. Griffin Foundation, youth hockey initiatives and hospital visits.
- His father, Ted, recorded 347 points (150-197=347) in 796 career NHL games with eight teams during 13 seasons, and was the head Coach at Harvard when Ryan played there.
- The first job he ever held was lobstering.
- If he had to pick two past or present players to skate with him for a 3-on-3 pond hockey tournament team, he would choose Brett Hull and Ray Bourque. #OurIce

## DONATO VS. NHL

TEAM	GP	G	A	PTS	+/-	PIM	TEAM	GP	G	A	PTS	+/-	PIM	TEAM	GP	G	A	PTS	+/-	PIM
ANA	4	1	0	1	-1	0	EDM	3	1	0	1	-1	2	PIT	2	0	0	0	-2	0
ARI	5	1	1	2	-2	0	FLA	6	2	2	4	0	0	SJ	4	1	0	1	-1	0
BOS	2	0	0	0	-1	0	LA	3	0	1	1	-1	0	STL	5	2	0	2	-1	0
BUF	5	1	0	1	-3	0	MIN	2	0	0	0	1	0	TB	5	0	2	2	3	2
CAR	5	3	0	3	-4	0	MTL	5	0	0	0	-1	0	TOR	4	1	2	3	1	2
CGY	6	1	2	3	2	2	NJ	2	0	1	1	0	0	VAN	4	0	1	1	0	0
CHI	2	0	0	0	-1	2	NSH	7	0	0	0	-2	0	VGK	3	0	1	1	-2	0
CBJ	3	2	3	5	2	0	NYI	3	1	2	3	1	0	WAS	4	2	2	4	2	0
COL	5	0	0	0	-4	0	NYR	4	4	2	6	4	6	WPG	6	1	2	3	1	0
DAL	7	2	1	3	1	4	OTT	6	1	0	1	0	0							
DET	4	2	2	4	3	0	PHI	4	0	1	1	-2	0							

## DONATO'S PLAYOFF CAREER HIGHLIGHTS

Goals, Game: None	+/-, Game: -1 – three times	Assist Streak: None
Assists, Game: None	TOI, Game: 13:23 – 5/6/18 at TB	Point Streak: None
Points, Game: None	Shots, Game: 3 – two times	
PIM, Game: None	Goal Streak: None	

## DONATO'S CAREER STATISTICS

SEASON	TEAM	LEAGUE	GP	G	A	PTS	+/-	PIM	PP	SH	GW	S	S%	BS	H	TOI	FO%
2015-16	Harvard	ECAC	32	13	8	21	4	26	2	0	0	103	12.6	–	–	–	–
2016-17	Harvard	ECAC	36	21	19	40	19	25	4	3	2	184	11.4	–	–	–	–
2017-18	BOSTON	NHL	12	5	4	9	2	2	2	0	0	24	20.8	2	6	14:42	75.0
	Harvard	ECAC	29	26	17	43	15	10	7	1	3	175	14.8	–	–	–	–
2018-19	BOSTON	NHL	34	6	3	9	-11	2	3	0	0	75	8.0	10	15	12:30	41.2
	MINNESOTA	NHL	22	4	12	16	-4	4	0	0	1	64	6.3	11	9	15:33	36.4
	Providence	AHL	18	7	5	12	-1	7	2	0	2	58	12.1	–	–	–	–
	Iowa	AHL	3	2	3	5	1	4	0	0	1	7	28.6	–	–	–	–
2019-20	MINNESOTA	NHL	62	14	9	23	5	12	0	0	1	95	14.7	14	53	10:38	39.2
WILD TOTALS			84	18	21	39	1	16	0	0	2	159	11.3	25	62	11:55	38.9
NHL TOTALS			130	29	28	57	-8	20	5	0	2	258	11.2	37	83	12:20	43.2

## DONATO'S CAREER PLAYOFF STATISTICS

YEAR	TEAM	LEAGUE	GP	G	A	PTS	+/-	PIM	PP	SH	GW	S	S%	BS	H	TOI	FO%
2017-18	BOSTON	NHL	3	0	0	0	-3	0	0	0	0	7	0.0	0	2	11:50	0.0
NHL TOTALS			3	0	0	0	-3	0	0	0	0	7	0.0	0	2	11:50	0.0



RYAN DONATO

NO 6



**NO 40**  
**DEVAN DUBNYK**  
(DOOB-nihk)  
**GOALTENDER**  
Catches: Left  
Ht: 6-6 • Wt: 224  
Born: 5/4/86  
Regina, SK, CAN



## 2019-20 HIGHLIGHTS

- Made season-high 40 saves at COL (12/27).
- Made 22 saves in 3-0 win vs. CGY (12/23).
- Played in 500th career NHL game at SJ (11/7) to become the 73rd goalie in NHL history to reach the milestone.
- Played in 300th game with Wild at COL (10/5) to become the second goalie in team history to reach milestone.

## PLAYOFFS

- Fifth trip to Stanley Cup Playoffs.
- Franchise leader in games played, wins, losses and shutouts in playoffs.
- Stopped all 28 shots faced in Game 4 of 2017 Western Conference Quarterfinal at STL (4/19/17) for second career playoff shutout.
- Made 17 saves to record first career playoff shutout in Game 3 of 2015 Western Conference Quarterfinal vs. STL (4/20/15).
- Made 19 saves in Game 1 of 2015 Western Conference Quarterfinal at STL (4/16/15) to become first goalie in franchise history to win playoff debut.

## CAREER

- Since Jan. 15, 2015, is 177-113-28 with a 2.41 GAA, a .918 SV% and 23 shutouts in 328 games (321 starts) with Minnesota. Leads the NHL in games played, ranks second in wins, third in GAA, T-5th in shutouts and T-6th in SV% during that span (min. 200 games).
- Ranked T-2nd amongst NHL goalies with a career-high three assists, T-4th in shutouts and sixth in wins in 2017-18.
- Made 44 saves in 3-0 win vs. CHI (2/11/18) - most saves in a shutout in his career.
- Stopped 107 consecutive shots during career-best/franchise-record 195:54 shutout streak (11/8-11/16/17). Third goalie since 1967-68 to record three consecutive shutouts multiple times in career (Elliott-3x, Dubnyk-2x, Luongo-2x).
- One of four NHL goalies to earn 25-plus wins in their first five seasons with a team (NHL Stats): Tony Esposito (CHI, 9), Henrik Lundqvist (NYR, 7), Roberto Luongo (VAN, 6), Devan Dubnyk (MIN, 5).
- Established career highs in wins, shots faced and saves in 2016-17. Set franchise record and ranked fourth in the NHL in wins.
- Posted career highs and franchise records with a 10-game win streak (12/4-12/29/16) and 14-game point streak (12-0-2, 11/23-12/29/16).
- Recorded three consecutive shutouts and a shutout streak of 183:16 (10/25-10/29/16).
- Set career highs in games played and minutes in 2015-16.
- Ranked T-1st in NHL in games played, third in minutes, T-4th in shutouts and 10th in wins in 2015-16.
- Named NHL Second Star of March in 2016 after going 10-2-1 with a 2.06 GAA, a .927 SV% and one shutout in 14 games.
- Won the 2015 Bill Masterton Memorial Trophy, finished third in Vezina Trophy voting and fourth in Hart Trophy voting and named to the NHL's Second All-Star Team.
- Set career highs in GAA, SV%, shutouts and assists in 2014-15.
- Ranked second in the NHL in GAA and SV%, T-4th in shutouts and T-6th in wins in 2014-15.
- His 39 straight starts (1/13-4/7/15) were the most by an NHL goalie since Evgeni Nabokov made 43 straight starts for San Jose in 2007-08.
- Set team record for best SV% in a season, second in GAA and T-2nd in shutouts in 2014-15.
- Went 15-2-1 with a 1.53 GAA, a .949 SV% and three shutouts in 19 road starts with the Wild in 2014-15.
- Named NHL's Third Star of March and NHL's First Star of February during 2014-15 season.
- With Minnesota in 2014-15, became fastest goaltender to post four shutouts (nine games) and five shutouts (16 games) with a team since 1967-68.
- After overnight flight, stopped all 18 shots faced in first Wild start at BUF (1/15/15) to become first goaltender in franchise history to record a shutout and win his team debut.
- Stopped all 37 shots faced for first career shutout at NSH (2/7/11).
- Set career highs with 52 saves and 55 shots faced in a 4-3 shootout win at LA (4/10/10).
- Earned first career NHL win in a 3-2 shootout victory vs. DET (3/19/10).
- Made NHL debut in relief effort at VAN (11/28/09).
- Has represented Canada at six international tournaments.
- Went 4-0 with a 1.48 GAA and a .913 SV% at the 2013 IIHF World Championship. Played in two games at the 2012 IIHF World Championship. Appeared in one contest at the 2011 IIHF World Championship. Did not play at the 2010 IIHF World Championship.
- Won a gold medal at the 2012 Spengler Cup and the 2006 IIHF World Junior Championship.
- Led the AHL in games played and minutes during 2008-09 season.
- Named an ECHL All-Star in 2006-07.
- Named the Kamloops Blazers' Player of the Year in 2004-05 and 2005-06 and Rookie of the Year in 2002-03.
- 2004 Canadian Major Junior Scholastic Player of the Year.

## CAREER TRANSACTIONS

- Acquired by Minnesota from Arizona in exchange for a third-round selection (Brendan Warren) in the 2015 NHL Entry Draft, Jan. 14, 2015; Acquired by Montreal from Nashville for future considerations, March 5, 2014; Acquired by Nashville from Edmonton in exchange for Matt Hendricks, Jan. 15, 2014; Selected by Edmonton in the first round (14th overall) of the 2004 NHL Entry Draft.
- Signed through 2020-21. Becomes an unrestricted free agent 2021-22.

## PERSONAL

- Wife, Jennifer, and three sons: Nate, Parker and Dawson.
- Charitable interests include Gillette Children's (Hockey Kids 4 Kids) and United Heroes League.
- His favorite TV show to binge watch is Stranger Things.
- If he had to pick two past or present players to skate with him for a 3-on-3 pond hockey tournament team, he would choose Sidney Crosby and Nathan MacKinnon. #OurIce

### DUBNYK VS. NHL

TEAM	GP	W-L-OT	GAA	SHO	SV%	TEAM	GP	W-L-OT	GAA	SHO	SV%	TEAM	GP	W-L-OT	GAA	SHO	SV%
ANA	21	8-9-2	2.13	1	0.920	EDM	14	10-4-0	1.65	2	0.934	PIT	14	5-9-0	3.44	0	0.897
ARI	23	10-8-4	2.84	0	0.907	FLA	11	9-2-0	1.64	0	0.937	SJ	24	10-12-2	2.96	0	0.904
BOS	9	2-7-0	3.98	2	0.884	LA	18	9-6-2	2.32	0	0.927	STL	30	12-15-3	3.00	0	0.898
BUF	9	5-3-1	2.21	2	0.925	MIN	7	1-4-1	2.86	0	0.908	TB	8	4-2-1	1.65	2	0.937
CAR	13	7-3-2	3.14	0	0.906	MTL	12	10-1-1	1.99	2	0.936	TOR	13	6-5-1	2.86	1	0.906
CGY	28	13-8-4	2.13	3	0.926	NJ	8	2-1-4	3.52	0	0.875	VAN	31	14-11-4	2.54	3	0.918
CHI	26	14-9-0	2.77	2	0.919	NSH	26	13-8-4	2.24	2	0.925	VOK	5	4-0-1	1.77	0	0.946
CBJ	22	11-7-3	2.37	2	0.920	NYI	11	5-6-0	3.07	0	0.907	WAS	10	3-6-1	3.53	0	0.878
COL	37	19-15-1	2.46	4	0.923	NYR	8	5-3-0	2.14	0	0.925	WPG	24	13-9-1	2.52	0	0.913
DAL	23	9-10-3	2.64	1	0.914	OTT	7	3-1-1	2.69	0	0.896						
DET	16	7-4-4	2.72	0	0.908	PHI	12	4-7-1	2.67	3	0.915						

### DUBNYK'S PLAYOFF CAREER HIGHLIGHTS

Saves, Game: 40 – at WPG, 4/13/18

Winning Streak: 2g – 4/24-4/26/15

Shots Faced, Game: 44 – at WPG, 4/13/18

Losing Streak: 4g – 5/1-5/7/15

Goals Allowed, Game: 6 – vs. STL, 4/22/15

Shutouts: 2 – at STL, 4/19/17 and vs. STL, 4/20/15

Consecutive Starts: 10g – 4/16-5/7/15

### DUBNYK'S CAREER STATISTICS

SEASON	TEAM	LEAGUE	GP	W	L	OT	GA	GAA	SV	SV%	SO	MIN
2006-07	Wilkes-Barre	AHL	4	2	1	0	10	2.94	59	0.855	0	204
	Stockton	ECHL	43	24	11	7	108	2.56	1,264	0.921	2	2,529
2007-08	Springfield	AHL	33	9	17	0	92	3.12	869	0.904	0	1,772
2008-09	Springfield	AHL	62	18	41	2	180	2.97	1,550	0.910	3	3,635
2009-10	EDMONTON	NHL	19	4	10	2	64	3.37	515	0.889	0	1,075
	Springfield	AHL	33	13	17	2	100	3.02	1,077	0.915	0	1,985
2010-11	EDMONTON	NHL	35	12	13	8	93	2.71	1,010	0.916	2	2,061
2011-12	EDMONTON	NHL	47	20	20	3	118	2.67	1,262	0.914	2	2,653
2012-13	EDMONTON	NHL	38	14	16	6	90	2.37	1,042	0.920	2	2,101
2013-14	EDMONTON	NHL	32	11	17	2	94	3.36	791	0.894	2	1,678
	NASHVILLE	NHL	2	0	1	1	9	4.35	51	0.850	0	124
	Hamilton	AHL	8	2	5	0	23	3.33	191	0.893	0	415
2014-15	ARIZONA	NHL	19	9	5	2	47	2.72	514	0.916	1	1,035
	MINNESOTA	NHL	39	27	9	2	68	1.78	996	0.936	5	2,293
2015-16	MINNESOTA	NHL	67	32	26	6	150	2.33	1,679	0.918	5	3,861
2016-17	MINNESOTA	NHL	65	40	19	5	141	2.25	1,701	0.923	5	3,758
2017-18	MINNESOTA	NHL	60	35	16	7	145	2.52	1,624	0.918	5	3,450
2018-19	MINNESOTA	NHL	67	31	28	6	163	2.54	1,714	0.913	2	3,855
2019-20	MINNESOTA	NHL	30	12	15	2	93	3.35	756	0.890	1	1,665
WILD TOTALS			328	177	113	28	760	2.41	8,470	0.918	23	18,882
NHL TOTALS			520	247	195	52	1,275	2.58	13,655	0.915	32	29,609

### DUBNYK'S CAREER PLAYOFF STATISTICS

SEASON	TEAM	LEAGUE	GP	W	L	GA	GAA	SV	SV%	SO	MIN
2006-07	Stockton	ECHL	6	2	4	18	2.73	188	0.913	0	395
2014-15	MINNESOTA	NHL	10	4	6	24	2.53	236	0.908	1	570
2015-16	MINNESOTA	NHL	6	2	4	20	3.34	143	0.877	0	358
2016-17	MINNESOTA	NHL	5	1	4	10	1.86	123	0.925	1	322
2017-18	MINNESOTA	NHL	5	1	4	14	3.39	138	0.908	0	248
WILD/NHL TOTALS			26	8	18	68	2.72	640	0.904	2	1,499





NO 24

MATT DUMBA  
(DUHM-ba)

## DEFENSEMAN

Shoots: Right  
Ht: 6-0 • Wt: 180  
Born: 7/25/94  
Regina, SK, CAN



### 2019-20 HIGHLIGHTS

- Led team in shots, ranked second in hits, third in TOI/game and fourth in blocked shots.
- Shot total ranked 15th amongst NHL defensemen.
- Recorded season-best three points (2-1=3) and career-best plus-4 rating at DET (2/27).
- Skated in 400th career NHL game vs. SJ (2/15).
- Tallied GWG in overtime and assist vs. CHI (2/4). Ranks first in franchise history with five career overtime goals.
- Registered two assists and plus-3 vs. DET (1/22).
- Recorded season-high six shots at CGY (1/9).
- Recorded season-high four blocked shots and 28:23 in TOI at TB (12/5).
- Tied career best with seven hits at BOS (11/23) - tied for most hits by Wild player this season.
- Recorded 100th career NHL assist vs. CAR (11/16) to become fifth defenseman in franchise history to reach milestone.

### PLAYOFFS

- Fifth trip to Stanley Cup Playoffs.
- Led team in TOI/game (fifth in NHL) and ranked second in hits during 2018 playoffs.
- Led team in hits and ranked third in TOI/game during 2017 playoffs.
- Ranked T-1st in scoring amongst team defensemen, T-1st on team in PPG and second in hits during 2015 playoffs. Led NHL rookie defensemen in hits and shots on goal and ranked T-1st amongst all NHL defensemen in PPG.
- Registered goal (PPG) in Stanley Cup Playoff debut - Game 1 of 2015 Western Conference Quarterfinal at STL (4/16/15, Allen).

### CAREER

- Led NHL defensemen in goals (19) and ranked T-1st in PPG (8) during 2018 calendar year.
- Set career highs in games played, goals, points, GWG, assists, PPA (10), TOI/game, shots, hits and blocked shots in 2017-18. Point total ranked third all-time amongst team defensemen.
- Ranked T-1st amongst NHL defensemen in overtime goals (2), T-4th in GWG, T-10th in goals and 19th in scoring in 2017-18.
- Ranked second on team in plus/minus rating and hits, T-2nd in GWG, third in TOI/game and assists, fourth in blocked shots, T-4th in multi-point games (10) and fifth in scoring in 2017-18.
- Tallied four points (1-3=4) vs. DAL (3/29/18) to establish a career high and franchise record for points in a game by a defenseman.
- Notched 100th career NHL point with an assist at CHI (1/10/18).
- Skated career-best 31:02 vs. CGY (12/12/17).
- Led team defensemen in goals and ranked T-6th amongst NHL defensemen in PPG in 2016-17. Ranked third on team in TOI/game and PIM, T-3rd in PPG and fifth in hits and blocked shots.
- Finished T-3rd on team in PPG and fourth in PIM in 2015-16. Ranked second amongst team defensemen in goals and shots and third in scoring.
- Ranked T-8th in PPG and T-13th in GWG amongst NHL defensemen in 2015-16.
- Registered nine shots at TB (1/2/16) to set franchise record for most shots in a game by a defenseman.
- Tallied GWG in consecutive games for first career goal streak (12/3-12/5/15).
- Registered PPG in Stanley Cup Playoff debut - Game 1 of 2015 Western Conference Quarterfinal at STL (4/16/15, Allen).
- Led NHL rookie defensemen in plus/minus rating, ranked third in goals and fifth in scoring and shots on goal in 2014-15.
- Set a franchise record plus/minus rating by a rookie defenseman in 2014-15.
- Tallied first career overtime goal and blocked a career-high five shots at NSH (3/17/15) - fastest overtime goal scored on the road in team history (22 seconds).
- Recorded two assists and plus-4 rating in 2015 AHL All-Star Game (1/26/15).
- Collected first NHL assist vs. CAR (10/24/13).
- Recorded first career NHL goal vs. DAL (10/12/13, Ellis).
- Made NHL debut vs. ANA (10/5/13) to become second-youngest defenseman to make his debut with the Wild (19 years, 72 days).
- Led the WHL in plus/minus rating and WHL defensemen in goals and ranked second in scoring during 2014 playoffs.
- Began 2012-13 season with Minnesota but did not appear in an NHL game before he was re-assigned to Red Deer (1/12/13).
- Tallied two points (1-1=2) and a plus-8 rating in 10 games as Canada won the gold medal at 2016 IIHF World Championship. Ranked T-4th amongst tournament defensemen in plus/minus rating.

- Served as an alternate captain, recorded an assist and led team defensemen with a plus-4 rating in seven games with Team Canada at 2014 IIHF World Junior Championship.
- Captain of Team Canada at 2012 IIHF Under-18 World Championship. Recorded tournament-best 12 points (5-7=12) in seven games and named Best Defenseman of tournament as Canada captured a bronze medal.
- Captained Canada at the 2011 Under-18 Ivan Hlinka Memorial Tournament and recorded three points (2-1=3) in five games to help Canada capture gold.
- Led WHL defensemen in goals and ranked sixth in points in 2011-12. His nine PPG led Red Deer.
- Named WHL rookie of the year in 2010-11. Led team rookies in goals, points and plus/minus rating (plus-24). His plus/minus rating ranked second amongst WHL rookies.

### CAREER TRANSACTIONS

- Selected by Minnesota in the first round (seventh overall) of the 2012 NHL Entry Draft.
- Signed through 2022-23. Becomes an unrestricted free agent 2023-24.

### PERSONAL

- Charitable interests include mental health initiatives, United Heroes League and ACES.
- Lists New York City as his favorite NHL city to visit during the season.
- He enjoys watching football and lists the Minnesota Vikings as his favorite team.
- If he had to pick two past or present players to skate with him for a 3-on-3 pond hockey tournament team, he would choose Jarome Iginla and Paul Kariya. #OurIc

### DUMBA VS. NHL

TEAM	GP	G	A	PTS	+/-	PIM	TEAM	GP	G	A	PTS	+/-	PIM	TEAM	GP	G	A	PTS	+/-	PIM
ANA	15	4	1	5	-5	12	EDM	16	4	4	8	8	8	PIT	9	0	1	1	-10	10
ARI	16	1	5	6	-5	2	FLA	12	0	4	4	7	2	SJ	13	2	2	4	0	11
BOS	9	0	3	3	1	4	LA	16	2	4	6	0	8	STL	21	6	4	10	2	14
BUF	11	2	2	4	8	7	MIN	-	-	-	-	-	-	TB	11	0	1	1	-4	8
CAR	13	0	6	6	1	8	MTL	10	2	7	9	8	6	TOR	10	1	1	2	-3	2
CGY	17	2	1	3	-4	13	NJ	8	0	1	1	2	0	VAN	18	1	9	10	4	4
CHI	22	3	5	8	-7	13	NSH	20	6	4	10	-5	10	VGK	6	2	5	7	3	5
CBJ	10	0	2	2	5	15	NYI	8	0	6	6	0	4	WAS	10	2	1	3	-3	6
COL	25	1	8	9	5	12	NYR	10	4	4	8	6	4	WPG	24	3	5	8	-8	12
DAL	23	6	6	12	10	2	OTT	12	6	3	9	4	17							
DET	8	2	5	7	8	6	PHI	8	0	2	2	-1	0							

### DUMBA'S PLAYOFF CAREER HIGHLIGHTS

Goals, Game: 1 – three times  
Assists, Game: 2 – vs. CHI, 5/7/15  
Points, Game: 2 – two times  
PIM, Game: 4 – vs. WPG, 4/15/18

+/-, Game: 2 – vs. DAL, 4/18/16  
TOI, Game: 30:03 – at WPG, 4/11/18  
Shots, Game: 5 – vs. CHI, 5/7/15  
Goal Streak: None

Assist Streak: 2g – 4/16-4/18/16  
Point Streak: 2g – 4/16-4/18/16


### DUMBA'S CAREER STATISTICS

SEASON	TEAM	LEAGUE	GP	G	A	PTS	+/-	PIM	PP	SH	GW	S	S%	BS	H	TOI
2012-13	Red Deer	WHL	62	16	26	42	10	80	6	1	1	-	-	-	-	-
	Houston	AHL	3	0	0	0	0	2	0	0	0	1	0	-	-	-
2013-14	MINNESOTA	NHL	13	1	1	2	-5	2	1	0	0	12	8.3	3	9	12:27
	Portland	WHL	26	8	16	24	31	37	5	0	0	-	-	-	-	-
2014-15	MINNESOTA	NHL	58	8	8	16	13	23	2	0	2	86	9.3	51	42	15:01
	Iowa	AHL	20	5	9	14	2	6	2	0	0	39	12.8	-	-	-
2015-16	MINNESOTA	NHL	81	10	16	26	1	38	6	0	3	152	6.6	56	83	16:50
2016-17	MINNESOTA	NHL	76	11	23	34	15	59	6	0	1	131	8.4	71	96	20:19
2017-18	MINNESOTA	NHL	82	14	36	50	15	41	2	0	4	176	8.0	112	136	23:48
2018-19	MINNESOTA	NHL	32	12	10	22	-5	21	6	0	1	93	12.9	43	60	23:23
2019-20	MINNESOTA	NHL	69	6	18	24	-7	41	1	0	1	167	3.6	88	98	22:30
WILD/NHL TOTALS			411	62	112	174	27	225	24	0	12	817	7.6	424	524	19:56

### DUMBA'S CAREER PLAYOFF STATISTICS

SEASON	TEAM	LEAGUE	GP	G	A	PTS	+/-	PIM	PP	SH	GW	S	S%	BS	H	TOI
2012-13	Red Deer	WHL	9	2	2	4	-4	14	2	0	1	-	-	-	-	-
	Houston	AHL	5	0	0	0	-1	0	0	0	0	2	0.0	-	-	-
2013-14	Portland	WHL	21	8	10	18	18	33	4	0	1	-	-	-	-	-
2014-15	MINNESOTA	NHL	10	2	2	4	-1	2	2	0	0	15	13.3	11	24	16:05
2015-16	MINNESOTA	NHL	6	0	2	2	-2	6	0	0	0	5	0.0	4	6	14:31
2016-17	MINNESOTA	NHL	5	0	0	0	-1	2	0	0	0	7	0.0	4	19	23:53
2017-18	MINNESOTA	NHL	5	1	1	2	-4	4	0	0	1	10	10.0	9	13	26:58
WILD/NHL TOTALS			26	3	5	8	-8	14	2	0	1	37	8.1	28	62	19:19





## 2019-20 HIGHLIGHTS

- Set career highs in points, goals, assists, GWG and TOI/game.
- Ranked T-2nd on team in GWG, fourth in hits and T-4th in plus/minus rating.
- Led team forwards in shorthanded TOI.
- Won 11 faceoffs vs. CBJ (2/25) and vs. ANA (12/10) to tie career best.
- Played in 200th NHL game at VAN (2/19).
- Recorded first career PPG (GWG) vs. VGK (2/11).
- Notched two goals including GWG with 25.8 seconds remaining at DAL (2/7) for first career multi-goal game.
- Tallied three-game point streak (1-2=3, 12/23-12/29) to tie career best.
- Tied career high with six hits at FLA (12/3).
- Skated career-high 20:04 and registered season-high six shots vs. CAR (11/16).
- Recorded career-best, three-game assist streak (0-3=3, 11/2-11/7).

## PLAYOFFS

- Third trip to Stanley Cup Playoffs.
- Tallied an assist in Game 3 of 2018 Western Conference Quarterfinal vs. WPG (4/15/18) for first career playoff point.
- Made Stanley Cup Playoff debut in Game 1 of 2017 Western Conference Quarterfinal vs. STL (4/12/17).

## CAREER

- Set career highs in games played, hits and blocked shots in 2017-18.
- Ranked third on team and fourth amongst NHL rookies in hits in 2017-18.
- Recorded career-best, three-game point streak (2-1=3, 3/17-3/24/18).
- Registered career-high seven shots and won all five faceoffs vs. OTT (1/22/18).
- Recorded career-best six hits at ANA (12/8/17) and at NYR (2/21/19).
- Blocked career-high five shots at MTL (11/9/17).
- Tallied goal, three hits and won 10 faceoffs vs. OTT (3/30/17) after being recalled from Farjestad BK two days earlier.
- Tallied six points (3-3=6) in seven playoff games for Farjestad BK in 2016-17. Led team in PPG (2) and hits (18), and ranked T-1st in goals and points.
- Ranked second on Farjestad BK in PPG and sixth in TOI/game (17:46) in 2016-17.
- Assigned to Farjestad BK in Swedish Elite League (11/17/16).
- Tallied first career GWG at BUF (10/27/16).
- Recorded three assists and plus-3 rating at BOS (10/25/16) to become fourth rookie in team history to tally three assists in a game and second rookie forward to register a plus-3 rating.
- Registered goal in NHL debut at NJ (10/22/16, Schneider) to become seventh player in Wild history to score a goal in his NHL debut.
- Ranked third on team in GWG, fourth in hits (51), fifth in shots on goal and T-6th in plus/minus rating in 2015-16.
- His nine goals were the most by a junior player in the Swedish Elite League in 2015-16.
- His six points in the Swedish Elite League were the most by any Under-18 player in 2014-15 and his 21 goals led the Under-20 League.
- Has participated in six international tournaments for Sweden.
- Tallied three points (1-2=3) and plus-five rating in 10 games to help Sweden win the gold medal at the 2017 IIHF World Championship.
- Tallied nine points (6-3=9) in seven games serving as captain for Sweden at the 2017 IIHF World Junior Championship. Ranked T-2nd in tournament with two GWG and plus-8 rating, third in goals, seventh in scoring and eighth in shots on goal (24).
- Played for Sweden at the 2016 IIHF World Junior Championship. Tallied two points (1-1=2) including a GWG and ranked second on team in shots on goal (25). Sweden lost to the United States in the Bronze Medal Game.
- Notched six points (5-1=6) in five games for Sweden at the 2015 IIHF Under-18 World Championship. Led team in goals and ranked T-1st in scoring.
- Represented Sweden at 2014 Ivan Hlinka Memorial Tournament and 2014 World Under-17 Hockey Challenge.



NO 14

JOEL  
ERIKSSON EK  
(JUHL AIR-ihk-suhn EHK)

CENTER

Shoots: Left  
Ht: 6-3 • Wt: 210  
Born: 1/29/97  
Karlstad, SWE

## CAREER TRANSACTIONS

- Selected by Minnesota in the first round (20th overall) of the 2015 NHL Entry Draft.
- Signed through 2020-21. Becomes a restricted free agent 2021-22.

## PERSONAL

- He lists Las Vegas as his favorite NHL city to visit during the season.
- He enjoys watching soccer and playing tennis with friends.
- His favorite TV show to binge watch is Prison Break.
- If he had to pick two past or present players to skate with him for a 3-on-3 pond hockey tournament team, he would choose Peter Forsberg and Wayne Gretzky. #OurIce

## ERIKSSON EK VS. NHL

TEAM	GP	G	A	PTS	+/-	PIM
ANA	9	0	2	2	-3	4
ARI	8	0	3	3	-3	2
BOS	7	0	3	3	-1	2
BUF	4	1	2	3	2	0
CAR	5	0	1	1	3	2
CGY	9	1	2	3	1	0
CHI	8	0	1	1	0	4
CBJ	6	1	0	1	0	2
COL	13	0	2	2	-7	6
DAL	10	2	0	2	-2	2
DET	6	1	2	3	1	0

TEAM	GP	G	A	PTS	+/-	PIM
EDM	8	2	1	3	2	4
FLA	6	0	2	2	0	2
LA	7	2	1	3	1	6
MIN	-	-	-	-	-	-
MTL	4	0	0	0	0	2
NJ	6	4	1	5	5	0
NSH	10	1	1	2	-1	6
NYI	5	1	2	3	-1	0
NYR	5	0	2	2	2	0
OTT	6	1	3	4	3	2
PHI	6	1	1	2	3	2

TEAM	GP	G	A	PTS	+/-	PIM
PIT	6	0	1	1	-2	2
SJ	9	0	1	1	-3	0
STL	9	1	2	3	2	6
TB	5	2	1	3	2	4
TOR	5	0	1	1	-1	0
VAN	9	0	0	0	1	2
VGK	6	1	2	3	1	4
WAS	4	0	0	0	-6	0
WPG	9	2	2	4	4	2

## ERIKSSON EK'S PLAYOFF CAREER HIGHLIGHTS

Goals, Game: None

Assists, Game: 1 – vs. WPG, 4/15/18

Points, Game: 1 – vs. WPG, 4/15/18

PIM, Game: None

+/-, Game: 1 – vs. WPG, 4/15/18

TOI, Game: 13:55 – vs. WPG, 4/17/18

Shots, Game: 4 – at WPG, 4/11/18

Goal Streak: None

Assist Streak: None

Point Streak: None

## ERIKSSON EK'S CAREER STATISTICS

SEASON	TEAM	LEAGUE	GP	G	A	PTS	+/-	PIM	PP	SH	GW	S	S%	BS	H	TOI	FO%
2014-15	Farjestad BK	Sweden	34	4	2	6	0	4	1	-	0	41	9.8	7	12	8:54	—
2015-16	Farjestad BK	Sweden	41	9	6	15	7	18	1	-	4	77	11.7	10	51	12:43	—
2016-17	MINNESOTA	NHL	15	3	4	7	1	4	0	0	1	15	20.0	8	23	10:36	41.3
	Iowa	AHL	1	1	0	1	-1	0	1	0	0	2	50.0	—	—	—	—
	Farjestad BK	Sweden	26	8	8	16	4	12	5	-	0	74	10.8	15	42	17:46	—
2017-18	MINNESOTA	NHL	75	6	10	16	2	22	0	0	0	124	4.8	46	134	12:46	42.6
	Iowa	AHL	8	3	5	8	-1	8	0	0	1	20	15.0	—	—	—	—
2018-19	MINNESOTA	NHL	58	7	7	14	-7	20	0	0	2	111	6.3	24	117	13:30	45.7
	Iowa	AHL	9	4	5	9	-3	8	2	0	2	31	12.9	—	—	—	—
2019-20	MINNESOTA	NHL	62	8	21	29	7	22	1	0	4	102	7.8	43	93	15:43	46.2
WILD/NHL TOTALS			210	24	42	66	3	68	1	0	7	352	6.8	121	367	13:42	44.9

## ERIKSSON EK'S CAREER PLAYOFF STATISTICS

SEASON	TEAM	LEAGUE	GP	G	A	PTS	+/-	PIM	PP	SH	GW	S	S%	BS	H	TOI	FO%
2016-17	MINNESOTA	NHL	3	0	0	0	0	0	0	0	0	5	0.0	0	4	7:35	46.2
2017-18	MINNESOTA	NHL	5	0	1	1	0	0	0	0	0	10	0.0	2	5	12:47	0.0
WILD/NHL TOTALS			8	0	1	1	0	0	0	0	0	15	0.0	2	9	10:50	37.5



JOEL ERIKSSON EK

NO 14



NO 22

KEVIN FIALA  
(fee-A-lah)

LEFT WING

Shoots: Left  
Ht: 5-10 • Wt: 193  
Born: 7/22/96  
St. Gallen, CHE



## 2019-20 HIGHLIGHTS

- Set career highs in points, assists, PPG, PPP (18) and PIM and tied career bests in goals, PPA (9) and GWG.
- Led team in scoring and multi-point games (14), ranked T-1st in even-strength goals (14) and PPP, ranked second in goals, PPG, assists and shots and T-2nd in GWG.
- Tallied 26 points (14-12=26) in final 18 games of season. Ranked T-2nd in goals and third in scoring in the NHL since Feb. 4.
- Recorded eight shots at BOS (11/23) and vs. DAL (12/1) to tie his career high. Most shots by a Wild player in a game this season.
- Notched two goals including first career regular season overtime goal at ANA (3/8).
- Tallied career-best, six-game assist streak (5-7=12, 2/25-3/5).
- Set franchise record with five consecutive multi-point games and tied career best with five-game goal streak (5-6=11, 2/25-3/3).
- Named NHL First Star of the Week (3/2).
- Tied career high with three points (1-2=3) at DET (2/27) and vs. VGK (2/11).
- Skated season-high 21:35 vs. SJ (2/15).
- Registered two, five-game point streaks: 5-5=10, 2/4-2/11 and 2-4=6, 11/23-12/1.

## PLAYOFFS

- Fourth trip to Stanley Cup Playoffs.
- Has recorded two overtime goals in Stanley Cup Playoffs: Game 2 of 2018 Western Conference Semifinal vs. WPG (4/29/18) and Game 3 of 2017 Western Conference Quarterfinal vs. CHI (4/17/17).
- Scored goals in Game 1 and 2 of 2018 Western Conference Semifinal against Winnipeg (4/27-4/29/18).
- Tallied goals in Game 2 and 3 of 2017 Western Conference Quarterfinal against Chicago (4/15-4/17/17).
- Notched first career playoff goal in Game 2 vs. CHI (4/15/17, Crawford).
- Made Stanley Cup Playoff debut in Game 4 of 2015 Western Conference Quarterfinal at CHI (4/21/15) and became the sixth-youngest player in League history to appear in a postseason game.

## CAREER

- Set career highs in goals, GWG, plus/minus rating and shots on goal in 2017-18.
- Ranked second on the team in even-strength goals (19), T-3rd in GWG, fourth in goals and T-6th in plus/minus rating in 2017-18.
- Tallied two goals in consecutive games for the first time in his career (2/3-2/5/18).
- Recorded a career-best, five-game goal streak (5-0=5, 12/13-12/21/17).
- Tallied a career-high, nine-game point streak (8-4=12, 12/2-12/21/17).
- Notched a career-high eight shots vs. CHI (12/29/16) and vs. CAR (12/21/17).
- Recorded first career multi-goal game with two goals vs. PIT (10/22/16).
- Scored first career NHL goal in second career NHL regular season game at WPG (1/14/16, Hellebuyck).
- Made NHL debut vs. MTL (3/24/15).
- Led team in scoring, ranked second in assists and T-3rd in goals in 2015-16.
- Led AHL in shootout-deciding goals (4) and ranked T-1st in shootout goals (five) in 2015-16.
- Began 2014-15 season with HV-71 of the Swedish Hockey League. Assigned to Milwaukee (AHL) following 2015 IIHF World Junior Championship.
- Has appeared in seven IIHF World Championships with Switzerland.
- Recorded seven points (4-3=7) in eight games including two GWG and 30 shots on goal for Switzerland at the 2019 IIHF World Championship. Ranked T-1st on team in goals and T-2nd in scoring and named one of the team's top three players of the tournament.
- Notched five points (1-4=5) in five games to help Switzerland win a silver medal at 2018 IIHF World Championship.
- Recorded five points (4-1=5) in six games and named one of Switzerland's top three players at the 2015 IIHF World Junior Championship. Goal total ranked T-5th in the tournament.
- Tallied three points (1-2=3) in eight games for Switzerland at the 2015 IIHF World Championship.
- Finalist for the 2014 SHL Rookie of the Year Award.
- Appeared in Under-18 IIHF World Championship, IIHF World Junior Championship and IIHF World Championship with Switzerland in 2014 to become the third player to appear in all three tournaments in the same year.
- Led the Swiss in scoring at the 2014 IIHF Under-18 World Championship with nine points (4-5=9) in five games and at the 2014 IIHF World Junior Championship with five points (1-4=5) in five games as the team's youngest member. Named of the team's top three players at Under-18 tournament.

- Was Switzerland's youngest player at the 2014 IIHF World Championship by three years and tallied three assists and a team-best plus-3 rating.
- Played for Switzerland at the 2012 and 2013 Ivan Hlinka Memorial Tournament.

## CAREER TRANSACTIONS

- Acquired by Minnesota from Nashville in exchange for Mikael Granlund, Feb. 25, 2019; Selected by Nashville in the first round (11th overall) of the 2014 NHL Entry Draft.
- Signed through 2020-21. Becomes a restricted free agent 2021-22.

## PERSONAL

- His charitable interests include visiting Children's Hospital.
- He can speak five languages: German, English, French, Czech and Swedish.
- If he could go anywhere in the world, he would visit Australia.

## FIALA VS. NHL

TEAM	GP	G	A	PTS	+/-	PIM
ANA	8	5	3	8	-1	2
ARI	13	3	2	5	0	10
BOS	9	2	1	3	-5	2
BUF	5	1	2	3	2	2
CAR	8	1	3	4	-3	4
CGY	13	3	2	5	-4	12
CHI	15	6	3	9	-2	6
CBJ	6	3	4	7	4	0
COL	16	3	9	12	-6	2
DAL	17	3	5	8	-5	4
DET	7	1	3	4	4	2

TEAM	GP	G	A	PTS	+/-	PIM
EDM	8	2	0	2	-1	0
FLA	8	3	0	3	4	2
LA	10	1	1	2	-6	4
MIN	10	1	0	1	-4	4
MTL	9	2	1	3	2	2
NJ	7	2	3	5	6	4
NSH	5	3	1	4	1	0
NYI	8	3	1	4	1	4
NYR	8	3	5	8	2	4
OTT	6	0	4	4	-1	6
PHI	7	0	5	5	1	8

TEAM	GP	G	A	PTS	+/-	PIM
PIT	4	2	2	4	0	2
SJ	11	1	4	5	0	4
STL	14	2	3	5	1	6
TB	8	0	2	2	3	4
TOR	5	1	2	3	-1	4
VAN	9	4	2	6	-1	0
VGK	9	4	6	10	3	6
WAS	8	2	5	7	2	4
WPG	16	4	3	7	0	8

## FIALA'S PLAYOFF CAREER HIGHLIGHTS

Goals, Game: 1 – five times

Assists, Game: 1 – 4/14/18 vs. COL

Points, Game: 2 – 4/14/18 vs. COL

PIM, Game: 4 – 4/20/18 vs. COL

+/-, Game: 1 – two times

TOI, Game: 20:03 – 4/29/18 vs. WPG

Shots, Game: 7 – 4/17/17 vs. CHI

Goal Streak: 2g – two times

Assist Streak: None

Point Streak: 2g – two times

## FIALA'S CAREER STATISTICS

SEASON	TEAM	LEAGUE	GP	G	A	PTS	+/-	PIM	PP	SH	GW	S	S%	BS	H	TOI	FO%
2013-14	HV71 Jonkoping	Sweden	17	3	8	11	-2	10	—	—	—	—	—	—	—	—	—
2014-15	NASHVILLE	NHL	1	0	0	0	-1	0	0	0	0	3	0.0	1	0	11:25	—
	Milwaukee	AHL	33	11	9	20	-5	18	2	0	1	78	14.1	—	—	—	—
	HV71 Jonkoping	Sweden	20	5	9	14	-3	14	—	—	—	—	—	—	—	—	—
2015-16	NASHVILLE	NHL	5	1	0	1	0	0	0	0	0	11	9.1	2	2	13:09	—
	Milwaukee	AHL	66	18	32	50	-19	78	5	0	2	170	10.6	—	—	—	—
2016-17	NASHVILLE	NHL	54	11	5	16	1	18	0	0	1	114	9.6	14	44	13:31	—
	Milwaukee	AHL	22	7	12	19	8	45	0	0	2	76	9.2	—	—	—	—
2017-18	NASHVILLE	NHL	80	23	25	48	20	26	4	0	4	187	12.3	27	34	15:09	0.0
2018-19	MINNESOTA	NHL	19	3	4	7	-12	10	1	0	1	43	7.0	3	14	17:38	0.0
	NASHVILLE	NHL	64	10	22	32	-11	26	1	0	1	131	7.6	17	28	15:03	60.0
2019-20	MINNESOTA	NHL	64	23	31	54	-1	42	9	0	4	175	13.1	18	25	15:24	22.2
WILD TOTALS			83	26	35	61	-13	52	10	0	5	218	11.9	21	39	15:55	16.7
NHL TOTALS			287	71	87	158	-4	122	15	0	11	664	10.7	82	147	14:59	22.7

## FIALA'S CAREER PLAYOFF STATISTICS


SEASON	TEAM	LEAGUE	GP	G	A	PTS	+/-	PIM	PP	SH	GW	S	S%	BS	H	TOI	FO%
2013-14	HV71 Jonkoping	Sweden	5	0	2	2	—	14	—	—	—	—	—	—	—	—	—
2014-15	NASHVILLE	NHL	1	0	0	0	-1	0	0	0	0	2	0.0	0	1	11:05	—
2015-16	Milwaukee	AHL	3	0	0	0	-3	2	0	0	0	5	0.0	—	—	—	—
2016-17	NASHVILLE	NHL	5	2	0	2	0	0	1	0	1	12	16.7	1	4	13:54	—
2017-18	NASHVILLE	NHL	12	3	1	4	8	8	1	0	1	30	10.0	6	8	14:36	—
NHL TOTALS			18	5	1	6	-4	8	2	0	2	44	11.4	7	13	14:13	—



KEVIN FIALA

NO 22





**NO 17**  
**MARCUS FOLIGNO**  
(foh-LEE-noh)  
**LEFT WING**  
Shoots: Left  
Ht: 6-3 • Wt: 224  
Born: 8/10/91  
Buffalo, NY, USA



## 2019-20 HIGHLIGHTS

- Set career highs in points and plus/minus rating.
- Led team in hits (T-18th in NHL) and ranked third in plus/minus rating.
- Ranked second amongst team forwards in SHTOI.
- Recorded season-high seven hits (5x) - tied for most hits by Wild player this season.
- Notched two points (1-1=2) and season-best plus-3 rating at LA (3/7).
- Skated season-high 18:19 vs. NYR (2/13).
- Tallied consecutive multi-point games for first time in career (3-1=4, 1/4-1/5).
- Recorded season-high two goals and career-high four takeaways vs. CGY (1/5) – eighth career multi-goal game.
- Tallied two points (1-1=2) and game-high five hits vs. WPG (1/4).
- Recorded season-highs with three points (1-2=3) and five shots, and tied season-best with seven hits at ARI (12/19) – fourth career three point game.
- Tallied two, three-game point streaks (1-2=3, 12/7-12/12) and (2-1=3, 1/12-1/16).
- Recorded 100th career NHL assist vs. ANA (12/10).

## PLAYOFFS

- Second trip to Stanley Cup Playoffs.
- Led team in PIM and hits during 2018 playoffs.
- Tallied first career playoff point with a goal in Game 3 vs. WPG (4/15/18, Hellebuyck).
- Made Stanley Cup Playoff debut in Game 1 at WPG (4/11/18).

## CAREER

- Ranks ninth in the NHL in hits since the start of the 2013-14 season.
- Played in 500th career NHL game at CAR (3/23/19).
- Led team in hits and PIM in 2017-18.
- Set career high in assists in 2017-18.
- Registered career-high six shots (all in first period) and tied career best with two assists vs. WPG (1/13/18).
- Set career highs in hits, goals, shots on goal and blocked shots in 2016-17. Hit total ranked fifth in the NHL.
- Recorded a career-high nine hits at TB (1/12/17).
- Registered 100th career NHL point with an assist vs. NYR (12/1/16).
- Tallied a career-high three points (2-1=3) including a penalty shot goal vs. MTL (2/12/16). Also tallied three points (1-2=3) vs. CGY (3/3/16).
- Established career high in TOI/game and ranked second on team in hits during 2014-15 season.
- Tallied a career-best, three-game goal streak (12/11-12/15/15).
- Logged an assist and a career-high 22:13 in TOI at BOS (4/12/14).
- Ranked fourth amongst NHL rookies in hits, sixth in PIM and T-8th in assists during 2012-13 season.
- Named NHL Rookie of the Month for March of 2012 after scoring 11 points (6-5=11) in 11 games.
- Tallied five goals and seven points during first six NHL games, including a career-best, five-game point streak (5-2=7, 3/10-3/19/12). Became third active player with five or more goals in his first six NHL games, joining Evgeni Malkin (7) and Teemu Selanne (5).
- Notched career highs with two goals and a plus-3 rating in his fourth career NHL contest vs. COL (3/14/12).
- Scored first career NHL goal at OTT (3/10/12, Bishop).
- Made NHL debut at OTT (12/20/11).
- Named Rochester Americans Rookie of the Year in 2011-12. Led team and ranked fourth amongst AHL rookies with a plus-19 rating. Also led team in GWG.
- Won a silver medal playing for Canada at the 2011 IIHF World Junior Championship recording four points (2-2=4) in seven games.
- Scored 11 PPG and ranked second in the OHL with five SHG in 2010-11. Named to the OHL's Second All-star Team and selected as OHL Eastern Conference's "Best Body Checker" in the OHL Coaches Poll.
- Collected 139 points (54-85=139) including 19 PPG and 382 PIM in 245 career OHL games with Sudbury (2007-11).

## CAREER TRANSACTIONS

- Acquired by Minnesota with Tyler Ennis and a third-round selection (Jack McBain) in the 2018 NHL Entry Draft from Buffalo in exchange for Jason Pominville, Marco Scandella and a fourth-round selection (Linus Cronholm) in the 2018 NHL Entry Draft, June 30, 2017; Selected by Buffalo in the fourth round (104th overall) of the 2009 NHL Entry Draft.
- Signed through 2020-21. Becomes an unrestricted free agent 2021-22.

## PERSONAL

- The Foligno family started the Janis Foligno Foundation in 2010 after Marcus' mom passed away from breast cancer in July of 2009.
- Wife, Natascia, and daughter, Olivia.
- His all-time favorite video game to play is Sonic the Hedgehog on Sega Genesis.
- If he had to pick two past or present players to skate with him for a 3-on-3 pond hockey tournament team, he would choose his dad, Mike, and brother, Nick. #OurIce

### FOLIGNO VS. NHL

TEAM	GP	G	A	PTS	+/-	PIM	TEAM	GP	G	A	PTS	+/-	PIM	TEAM	GP	G	A	PTS	+/-	PIM
ANA	15	0	2	2	-4	7	EDM	15	2	2	4	-1	2	PIT	20	1	5	6	-5	6
ARI	14	5	4	9	3	2	FLA	24	4	6	10	7	45	SJ	17	0	1	1	-2	8
BOS	25	2	6	8	-4	24	LA	16	1	4	5	5	13	STL	18	3	1	4	-5	13
BUF	4	0	2	2	0	10	MIN	7	1	1	2	3	2	TB	24	6	4	10	4	31
CAR	19	3	6	9	7	8	MTL	28	6	7	13	1	24	TOR	28	3	8	11	-3	28
CGY	16	6	2	8	0	18	NJ	15	2	3	5	-3	14	VAN	16	2	2	4	-2	11
CHI	17	3	1	4	-2	14	NSH	20	0	4	4	0	20	VGK	8	1	0	1	3	9
CBJ	17	1	5	6	-1	12	NYI	19	3	3	6	1	11	WAS	20	1	5	6	-1	36
COL	20	5	1	6	-2	4	NYR	20	3	6	9	7	22	WPG	23	6	8	14	2	16
DAL	20	0	2	2	-4	5	OTT	25	3	2	5	-3	36							
DET	16	0	2	2	-4	13	PHI	19	2	3	5	-5	27							

### FOLIGNO'S PLAYOFF CAREER HIGHLIGHTS

Goals, Game: 1 – vs. WPG, 4/15/18  
Assists, Game: None  
Points, Game: 1 – vs. WPG, 4/15/18  
PIM, Game: 14 – at WPG, 4/13/18

+/-, Game: 1 – vs. WPG, 4/15/18  
TOI, Game: 11:47 – at WPG, 4/13/18  
Shots, Game: 2 – vs. WPG, 4/13/18  
Goal Streak: None

Assist Streak: None  
Point Streak: None

### FOLIGNO'S CAREER STATISTICS

SEASON	TEAM	LEAGUE	GP	G	A	PTS	+/-	PIM	PP	SH	GW	S	S%	BS	H	TOI	FO%
2007-08	Sudbury	OHL	66	5	6	11	-28	38	0	0	1	–	–	–	–	–	–
2008-09	Sudbury	OHL	65	12	18	30	-21	96	5	0	1	–	–	–	–	–	–
2009-10	Sudbury	OHL	67	14	25	39	-3	156	3	1	1	–	–	–	–	–	–
2010-11	Sudbury	OHL	47	23	36	59	5	92	11	5	3	–	–	–	–	–	–
2011-12	BUFFALO	NHL	14	6	7	13	6	9	2	0	1	23	26.1	11	44	15:49	0.0
	Rochester	AHL	60	16	23	39	19	78	2	0	5	110	14.5	–	–	–	–
2012-13	BUFFALO	NHL	47	5	13	18	-4	41	1	0	0	55	9.1	16	108	13:38	60.0
	Rochester	AHL	33	10	17	27	7	38	3	6	3	77	13.0	–	–	–	–
2013-14	BUFFALO	NHL	74	7	12	19	-17	82	0	1	3	79	8.9	43	206	15:04	48.5
2014-15	BUFFALO	NHL	57	8	12	20	-5	50	0	0	0	66	12.1	48	193	16:14	43.2
2015-16	BUFFALO	NHL	75	10	13	23	4	79	0	2	2	81	12.3	44	193	13:11	25.0
2016-17	BUFFALO	NHL	80	13	10	23	-1	73	0	1	0	97	13.4	57	279	15:28	20.0
2017-18	MINNESOTA	NHL	77	8	15	23	2	72	1	0	2	79	10.1	44	185	10:51	47.4
2018-19	MINNESOTA	NHL	82	7	12	19	-1	55	0	0	0	91	7.7	43	206	11:58	46.4
2019-20	MINNESOTA	NHL	59	11	14	25	8	30	0	0	0	86	12.8	36	184	14:35	37.5
WILD TOTALS			218	26	41	67	9	157	1	0	2	256	10.2	123	575	12:17	43.7
NHL TOTALS			565	75	108	183	-8	491	4	4	8	657	11.4	342	1,598	13:49	47.5

### FOLIGNO'S CAREER PLAYOFF STATISTICS

SEASON	TEAM	LEAGUE	GP	G	A	PTS	+/-	PIM	PP	SH	GW	S	S%	BS	H	TOI	FO%
2008-09	Sudbury	OHL	6	1	2	3	1	9	0	0	0	–	–	–	–	–	–
2009-10	Sudbury	OHL	4	1	1	2	0	6	0	0	0	–	–	–	–	–	–
2010-11	Sudbury	OHL	8	2	1	3	-10	24	2	0	0	–	–	–	–	–	–
2011-12	Rochester	AHL	3	2	1	3	-1	4	1	0	0	4	50.0	–	–	–	–
2017-18	MINNESOTA	NHL	5	1	0	1	-2	16	0	0	0	4	25.0	5	16	10:44	0.0
WILD/NHL TOTALS			5	1	0	1	-2	16	0	0	0	4	25.0	5	16	10:44	0.0



MARCUS FOLIGNO

NO 17



**NO 27**  
**ALEX GALCHENYUK**  
(gal-CHEN-yuhk)  
**CENTER**  
Shoots: Left  
Ht: 6-1- Wt: 207  
Born: 2/12/94  
Milwaukee, WI, USA



## 2019-20 HIGHLIGHTS

- Recorded seven points (3-4=7) in 14 games with Minnesota.
- Notched two points (1-1=2) at ANA (3/8) for fifth multi-point game of season.
- Won season-high 10 faceoffs (out of 17) at CBJ (2/28)
- Tallied two assists and tied career high with six hits at EDM (2/21).
- Recorded first goal with Wild to tie game in third period and netted deciding shootout goal at VAN (2/19).
- Skated season-high 20:13 vs. SJ (1/2).
- Tallied season-best, three-game point streak (0-3=3, 11/15-11/19).
- Recorded an assist for 300th career point in 500th career NHL game vs NJ (11/15).
- Notched season-high five shots vs. CHI (11/9).

## PLAYOFFS

- Fifth trip to Stanley Cup Playoffs.
- Recorded GWG in Game 3 of Eastern Conference Quarterfinal vs. OTT (4/17/15).
- Tallied GWG in Game 3 of Eastern Conference Final at NYR (5/22/14).
- Ranked T-3rd on team in playoff scoring in 2013.
- Recorded first career Stanley Cup Playoff goal in Game 4 of 2013 Eastern Conference Quarterfinal at OTT (5/7/13, Anderson).
- Tallied an assist in Stanley Cup Playoff debut in Game 1 of 2013 Eastern Conference Quarterfinal vs. OTT (5/2/13).

## CAREER

- Ranks first in games played and second in scoring and goals amongst players selected in the 2012 NHL Entry Draft.
- Led team in PPG and PPP (21), ranked T-1st in goals and third in scoring in 2018-19.
- Reached the 40-point mark (41) for the fifth-straight season in 2018-19.
- Has notched one 30-goal campaign (2015-16) and two 50-point seasons (2015-16, 2017-18).
- Recorded 101 goals before his 24th birthday, fifth-most in Montreal franchise history (13 more goals than Hall-of-Famer Maurice Richard).
- Led team in PPG, ranked second in scoring and assists and third in goals in 2017-18.
- Ranked third on team in scoring and T-4th in assists in 2016-17.
- Led team in PPG, ranked T-1st in goals and second in scoring in 2015-16.
- Ranked fourth on team in goals in 2014-15.
- Ranked second in assists amongst NHL rookies in 2012-13.
- Scored first career NHL goal in second career NHL game vs. FLA (1/22/13, Clemmensen).
- Made NHL debut vs. TOR (1/19/13).
- Posted 27 goals and 61 points in 33 games in 2012-13 with Sarnia during the NHL work stoppage.
- Notched 31 goals and 83 points in 68 games for Sarnia in 2010-11. Named to the OHL All-Rookie Team.
- Tallied 144 points (58-86=144) in 103 games during three seasons of junior hockey with Sarnia in the Ontario Hockey League (OHL) from 2010-13.
- Competed in two international tournaments with the United States, medaling in both.
- Scored eight points (2-6=8) in seven games to help Team USA win the gold medal at 2013 World Junior Championship.
- Tallied two goals in four games as the United States earned a bronze medal at the 2013 World Championship.

## CAREER TRANSACTIONS

- Acquired by Minnesota with Calen Addison and a first-round selection in the 2020 NHL Entry Draft from Pittsburgh in exchange for Jason Zucker, Feb. 10, 2020; Acquired by Pittsburgh with Pierre-Olivier Joseph from Arizona in exchange for Phil Kessel, Dane Birkis and a 4th-round pick in the 2021 NHL Draft, June 29, 2019; Selected by Montreal in the first round (third overall) of the 2012 NHL Entry Draft; Acquired by Arizona from Montreal in exchange for Max Domi, June 15, 2018.
- Signed through 2019-20. Becomes an unrestricted free agent 2020-21.

## PERSONAL

- Born in Milwaukee, Wisconsin, but spent most of his childhood in Russia.
- Despite his dual citizenship, he represents the United States in international play.
- Speaks Russian, English and Italian.
- Father, Alexander, is a Belarusian native who played 21 years of professional hockey in Russia, Germany, Italy and the United States. Served as an assistant coach with Sarnia of the Ontario Hockey League where he coached Alex.

## GALCHENYUK VS. NHL

TEAM	GP	G	A	PTS	+/-	PIM	TEAM	GP	G	A	PTS	+/-	PIM	TEAM	GP	G	A	PTS	+/-	PIM
ANA	13	5	7	12	2	8	EDM	17	6	7	13	-3	6	PIT	18	1	6	7	-3	8
ARI	12	5	3	8	0	4	FLA	26	6	5	11	-10	6	SJ	16	4	5	9	-6	4
BOS	27	3	11	14	-6	11	LA	16	1	1	2	-1	10	STL	15	3	2	5	-4	0
BUF	26	9	9	18	7	8	MIN	11	4	2	6	-3	0	TB	25	6	4	10	-2	14
CAR	18	5	3	8	0	18	MTL	4	0	0	0	0	0	TOR	27	8	8	16	4	10
CGY	14	1	4	5	-11	2	NJ	20	6	11	17	7	10	VAN	16	6	6	12	0	8
CHI	12	0	4	4	-3	0	NSH	15	4	4	8	0	4	VGK	8	2	2	4	-5	4
CBJ	20	3	6	9	-11	8	NYI	21	6	11	17	1	2	WAS	19	4	9	13	0	2
COL	13	2	5	7	-3	4	NYR	20	7	6	13	5	2	WPG	14	6	7	13	2	6
DAL	11	6	4	10	1	8	OTT	28	4	9	13	-14	16							
DET	25	6	13	19	6	8	PHI	22	6	11	17	-8	10							

## GALCHENYUK'S PLAYOFF CAREER HIGHLIGHTS

Goals, Game: 1 – four times	+/-, Game: 1 – six times	Assist Streak: 2g – two times
Assists, Game: 2 – at TB, 5/7/15	TOI, Game: 21:09 – vs. NYR, 4/14/17	Point Streak: 3g – three times
Points, Game: 2 – two times	Shots, Game: 5 – at TB, 5/7/15	
PIM, Game: 6 – vs. TB, 5/1/15	Goal Streak: None	

## GALCHENYUK'S CAREER STATISTICS

SEASON	TEAM	LEAGUE	GP	G	A	PTS	+/-	PIM	PP	SH	GW	S	S%	BS	H	TOI	F0%
2010-11	Sarnia	OHL	68	31	52	83	-8	52	10	1	2	—	—	—	—	—	—
2011-12	Sarnia	OHL	2	0	0	0	-4	0	0	0	0	—	—	—	—	—	—
2012-13	MONTREAL	NHL	48	9	18	27	14	20	0	0	2	79	11.4	25	23	12:19	42.8
	Sarnia	OHL	33	27	34	61	16	22	7	1	2	—	—	—	—	—	—
2013-14	MONTREAL	NHL	65	13	18	31	-12	26	3	0	2	110	11.8	25	49	14:24	33.3
2014-15	MONTREAL	NHL	80	20	26	46	8	39	3	0	1	163	12.3	44	91	16:26	47.1
2015-16	MONTREAL	NHL	82	30	26	56	-8	20	9	0	4	201	14.9	36	62	16:16	47.9
2016-17	MONTREAL	NHL	61	17	27	44	-5	24	6	0	6	104	16.3	32	36	15:56	42.7
2017-18	MONTREAL	NHL	82	19	32	51	-31	22	9	0	2	213	8.9	37	33	16:14	45.0
2018-19	ARIZONA	NHL	72	19	22	41	-19	34	9	0	4	159	11.9	34	62	15:44	45.7
2019-20	MINNESOTA	NHL	14	3	4	7	2	6	0	0	0	21	14.3	8	20	14:56	50.4
	PITTSBURGH	NHL	45	5	12	17	-7	10	2	0	0	65	7.7	9	32	11:29	58.3
WILD TOTALS			14	3	4	7	2	6	0	0	0	21	14.3	8	20	14:56	50.4
NHL TOTALS			549	135	185	320	-58	201	41	0	21	1,115	12.1	250	408	15:11	45.7

## GALCHENYUK'S CAREER PLAYOFF STATISTICS

SEASON	TEAM	LEAGUE	GP	G	A	PTS	+/-	PIM	PP	SH	GW	S	S%	BS	H	TOI	F0%
2011-12	Sarnia	OHL	6	2	2	4	-6	4	1	0	0	—	—	—	—	—	—
2012-13	MONTREAL	NHL	5	1	2	3	-4	0	0	0	0	15	6.7	4	5	13:00	36.4
2013-14	MONTREAL	NHL	5	2	1	3	0	2	1	0	1	8	25.0	2	3	15:01	—
2014-15	MONTREAL	NHL	12	1	3	4	1	10	0	0	1	24	4.2	5	17	16:01	—
2016-17	MONTREAL	NHL	6	0	3	3	0	4	0	0	0	13	0.0	5	1	16:36	37.1
NHL TOTALS			28	4	9	13	-3	16	1	0	2	60	6.7	16	26	15:25	36.8

ALEX GALCHENYUK

NO 27





NO 18  
JORDAN  
GREENWAY

LEFT WING

Shoots: Left  
Ht: 6-6 • Wt: 225  
Born: 2/16/97  
Canton, NY, USA



## 2019-20 HIGHLIGHTS

- Set career highs in points, assists, hits, blocked shots, PIM and TOI/game.
- Led team in takeaways (41), ranked third in PIM and hits. Ranked third amongst team forwards in blocked shots.
- Notched two assists at CBJ (2/28) - fourth multi-point game of season.
- Tallied goal and assist vs. NYR (2/13).
- Recorded season-high four shots vs. WSH (3/1) and vs. CHI (2/4).
- Tallied assist and skated career-high 17:50 at COL (12/27).
- Recorded Gordie Howe hat trick with goal, assist and fighting major (Nurse) vs. EDM (12/12).
- Tallied first career GWG vs. ARI (11/14).
- Notched career-high seven hits at LA (11/12) - tied season high by a Wild player.
- Tied career best with plus-3 rating at SJ (11/7).
- Registered six hits in 100th career game at ANA (11/5).

## PLAYOFFS

- Second trip to Stanley Cup Playoffs.
- Led team in plus/minus rating and ranked fifth in hits during 2018 playoffs.
- Recorded first career Stanley Cup Playoff goal in Game 3 of 2018 Western Conference Quarterfinal vs. WPG (4/15/18, Hellebuyck) to become the first player in franchise history to score first NHL goal in the playoffs.
- Registered an assist in Stanley Cup Playoff debut in Game 1 of 2018 Western Conference Quarterfinal at WPG (4/11/18).

## CAREER

- Became the first player to appear in the Olympics, the NCAA Hockey Tournament and the Stanley Cup Playoffs in same season in 2017-18.
- Tallied first career NHL point with an assist at SJ (4/7/18).
- Signed three-year, entry-level contract with Minnesota (3/26/18) and made NHL debut at NSH (3/27/18).
- Ranked T-1st on the Terriers in points, second in assists and PIM, T-2nd in PPG, third in goals and shots on goal in 2017-18 and served as an alternate captain.
- Helped Boston University win 2018 Hockey East Tournament Championship and advanced to NCAA Northeast Regional Final.
- Collected a goal, 10 PIM and 13 shots on goal in five games for the United States at the 2018 Winter Olympics in PyeongChang, South Korea. Led team in PIM and ranked third in shots on goal. Roommates with Ryan Donato.
- Skated in eight games for the United States at 2017 IIHF World Championship.
- Led Boston University in GWG and PIM, ranked third in plus/minus rating (plus-11) and shots on goal and fifth in goals and scoring in 2016-17.
- Led Hockey East in PIM and ranked T-7th in GWG in 2016-17.
- Notched eight points (3-5=8) in seven games and helped the United States win a gold medal at the 2017 IIHF World Junior Championship. Ranked T-2nd in the tournament in GWG (2), T-3rd in PPG (2), T-8th in scoring and T-10th in shots on goal (22). Named one of Team USA's top three players in tournament.
- Appeared in all 38 games and led team in PIM, ranked T-3rd in assists, fourth in plus/minus rating (plus-14) and fifth in scoring during freshman season in 2015-16.
- Named Hockey East Rookie of the Week twice and Hockey East Top Performer four times during 2015-16 season.
- Collected seven points (1-6=7) in seven games to help the United States win the gold medal at the 2015 IIHF Under-18 World Junior Championship.
- Recorded five points (3-2=5) in six games and won a gold medal at the 2014 World Under-17 Hockey Challenge
- Played for Shattuck St. Mary's Under-16 Team during the 2012-13 season.

## CAREER TRANSACTIONS

- Selected by Minnesota in the second round (50th overall) of the 2015 NHL Entry Draft.
- Signed through 2019-20. Becomes a restricted free agent 2020-21.

## PERSONAL

- Charitable interests include You Can Play, ACES, Boys & Girls Club and Hendrickson Foundation.
- Enjoys watching football and lists the Minnesota Vikings as his favorite team.
- Lists Las Vegas as his favorite NHL city to visit during the season.
- If he had to pick two past or present players to skate with him for a 3-on-3 pond hockey tournament team, he would choose Luke Kunin and Dany Heatley. #OurIce

## GREENWAY VS. NHL

TEAM	GP	G	A	PTS	+/-	PIM	TEAM	GP	G	A	PTS	+/-	PIM	TEAM	GP	G	A	PTS	+/-	PIM
ANA	7	1	0	1	-1	5	EDM	6	1	3	4	0	7	PIT	4	1	0	1	-1	2
ARI	6	1	1	2	-2	0	FLA	4	0	0	0	-1	2	SJ	7	0	1	1	3	4
BOS	4	0	0	0	-3	0	LA	6	0	1	1	-2	8	STL	7	0	4	4	4	4
BUF	3	0	0	0	-2	0	MIN	-	-	-	-	-	-	TB	4	0	2	2	1	0
CAR	4	0	1	1	-2	2	MTL	4	0	1	1	0	0	TOR	4	1	2	3	0	0
CGY	6	2	3	5	4	4	NJ	3	1	0	1	0	2	VAN	6	1	0	1	-1	4
CHI	6	0	2	2	-1	4	NSH	7	0	1	1	-1	7	VGK	5	0	2	2	1	2
CBJ	4	1	2	3	3	0	NYI	3	0	0	0	-2	2	WAS	3	1	0	1	-4	2
COL	7	1	1	2	-3	0	NYR	4	2	1	3	3	4	WPG	8	1	1	2	-2	10
DAL	11	0	2	2	-2	6	OTT	4	2	2	4	1	2							
DET	4	3	0	3	1	0	PHI	3	0	0	0	-1	0							

## GREENWAY'S PLAYOFF CAREER HIGHLIGHTS

Goals, Game: 1 – vs. WPG, 4/15/18

Assists, Game: 1 – at WPG, 4/11/18

Points, Game: 1 – two times

PIM, Game: None

+/-, Game: 1 – two times

TOI, Game: 17:57 – vs. WPG, 4/17/18

Shots, Game: 1 – three times

Goal Streak: None

Assist Streak: None

Point Streak: None

## GREENWAY'S CAREER STATISTICS

SEASON	TEAM	LEAGUE	GP	G	A	PTS	+/-	PIM	PP	SH	GW	S	S%	BS	H	TOI	FO%
2013-14	U.S. National	USHL	33	10	16	26	-6	61	-	-	-	-	-	-	-	-	-
2014-15	U.S. National	USHL	22	5	15	20	15	16	-	-	-	-	-	-	-	-	-
2015-16	Boston Univ.	H-East	39	5	21	26	14	58	1	1	1	80	6.3	16	-	-	-
2016-17	Boston Univ.	H-East	37	10	21	31	11	82	3	0	4	102	9.8	19	-	-	-
2017-18	MINNESOTA	NHL	6	0	1	1	0	0	0	0	0	4	0.0	3	5	11:26	0.0
	Boston Univ.	H-East	36	13	22	35	9	52	4	1	1	127	10.2	26	-	-	-
2018-19	MINNESOTA	NHL	81	12	12	24	-12	29	0	0	0	109	11.0	40	57	13:38	38.3
	Iowa	AHL	5	3	3	6	2	0	1	0	1	9	33.3	-	-	-	-
2019-20	MINNESOTA	NHL	67	8	20	28	2	54	0	0	1	93	8.6	44	95	14:10	55.6
WILD/NHL TOTALS			154	20	33	53	-10	83	0	0	1	206	9.7	87	157	13:47	40.7

## GREENWAY'S CAREER PLAYOFF STATISTICS

YEAR	TEAM	LEAGUE	GP	G	A	PTS	+/-	PIM	PP	SH	GW	S	S%	BS	H	TOI	FO%
2017-18	MINNESOTA	NHL	5	1	1	2	2	0	0	0	0	3	33.3	1	9	14:12	0.0
2018-19	Iowa	AHL	11	0	5	5	-1	16	0	0	0	10	0.0	-	-	-	-
WILD/NHL TOTALS			5	1	1	2	2	0	0	0	0	3	33.3	1	9	14:12	0.0



JORDAN GREENWAY

NO 18



NO 38

RYAN  
HARTMAN

RIGHT WING

Shoots: Right  
Ht: 6-0 • Wt: 189  
Born: 9/20/94  
Hilton Head Island, SC, USA



## 2019-20 HIGHLIGHTS

- Led team in PIM, ranked second in takeaways (34) and T-5th in blocked shots.
- Blocked shot total was a career high and ranked T-1st amongst team forwards.
- Notched a pair of three-game point streaks: 2-3=5, 2/25-2/28 and 1-2=3, 11/25-11/29.
- Recorded two points (1-1=2) at DET (2/27) and season-best two assists vs. CBJ (2/25). Second time in career tallied consecutive multi-point games.
- Skated in 300th career NHL game vs. COL (2/9).
- Tied season bests with two points (1-1=2) and plus-2 rating vs. DAL (1/18).
- Won season-high 7-of-8 faceoffs vs. TOR (12/31).
- Tallied two points (1-1=2) and career-high 17:12 in TOI at ARI (12/19) - second point (assist) was 100th career NHL point.
- Recorded six shots in first period vs. ARI (11/14) - tied career high for shots in a game and tied franchise record for most shots in first period.
- Tallied assist and tied career high with 17 PIM at SJ (11/7).

## PLAYOFFS

- Third trip to Stanley Cup Playoffs.
- Recorded first career playoff point streak with an assist in Game 3 of 2018 Western Conference Semifinal at WPG (5/1/18) and a goal in Game 4 of 2018 Western Conference Semifinal at WPG (5/3/18).
- Tallied first career Stanley Cup Playoff goal (GWG, EN) in Game 2 of 2018 Western Conference Quarterfinal vs. COL (4/14/18).
- Made NHL Stanley Cup Playoff debut in Game 1 of 2017 Western Conference Quarterfinal vs. NSH (4/13/17).

## CAREER

- Recorded career high in assists and tied career best in points during 2017-18 season.
- Registered career highs with four assists, five points (1-4=5) and a plus-5 rating vs. PIT (10/5/17).
- Notched first career hat trick with three goals in third period of a 5-2 win vs. NSH (1/8/17, Rinne).
- Tallied career highs in goals, GWG, shots on goal, plus/minus rating and hits during first full season in NHL in 2016-17.
- Ranked fourth in plus/minus rating, T-5th in GWG, T-7th in goals, eighth in shots on goal and 11th in hits amongst NHL rookies in 2016-17.
- Ranked second on team in hits in 2016-17.
- Notched first career NHL goal vs. STL (10/12/16, Allen).
- Played in the 2016 AHL All-Star Challenge.
- Recorded an assist for first career NHL point vs. STL (11/4/15).
- Made NHL debut vs. NJ (2/13/15).
- Ranked fifth amongst AHL rookies in shots on goal and sixth in PIM in 2014-15.
- Led team in shots on goal, ranked second in PIM, T-3rd in games played, T-4th in PPG and plus/minus rating and sixth in scoring in 2014-15.
- Led team rookies in games played, goals, assists, points and shots on goal and ranked second in plus/minus rating in 2014-15.
- Recorded four points (2-2=4) in four games for the United States at the 2014 IIHF World Junior Championship.
- Led team in assists, ranked T-1st in scoring, second in goals and third in PPG and PIM and served as an alternate captain in 2013-14.
- Played in the CHL's Top Prospects Game in 2013 as a member of the Plymouth Whalers.
- Tallied three points (2-1=3) in seven contests at the 2013 IIHF World Junior Championship to help the United States win a gold medal.
- Led team in PIM and ranked T-3rd in assists and scoring in 2012-13.
- Recorded six points (2-4=6) in six games to help Team USA win the gold medal at the 2012 IIHF World Under-18 Championship.
- Ranked second on the United States National Development Program Under-18 team in scoring and assists in 2011-12, and served as an alternate captain.
- Led United States National Development Program Under-17 team in scoring in 2010-11.

## CAREER TRANSACTIONS

- Signed by Minnesota as a free agent, July 1, 2019; Acquired by Dallas from Philadelphia in exchange for Tyler Pitlick, June 24, 2019; Acquired by Philadelphia with a fourth-round selection in the 2020 NHL Entry Draft from Nashville in exchange for Wayne Simmonds, Feb. 25, 2019; Acquired by Nashville with a fifth-round selection (Spencer Stastney) in the 2018 NHL Draft from Chicago in exchange for Victor Ejdsell and a first-round selection (Nicolas Beaudin) and fourth-round selection (Philipp Kurashev) in the 2018 NHL Entry Draft, Feb. 26, 2018; Selected by Chicago in the first round (30th overall) of the 2013 NHL Entry Draft.
- Signed through 2020-21 season. Becomes an unrestricted free agent 2021-22.

## PERSONAL

- Charitable interests include Evans Scholars Foundation and GiGi's Playhouse.
- His first job was being a First Mate on a fishing boat in South Carolina.
- His favorite tv shows to binge watch are Californication and Entourage.
- If he had to pick two past or present players to skate with him for a 3-on-3 pond hockey tournament team, he would choose Bobby Orr and Mario Lemieux. #OurIce

## HARTMAN VS. NHL

TEAM	GP	G	A	PTS	+/-	PIM	TEAM	GP	G	A	PTS	+/-	PIM	TEAM	GP	G	A	PTS	+/-	PIM
ANA	11	2	3	5	0	11	EDM	12	1	3	4	1	29	PIT	8	1	5	6	6	4
ARI	11	4	4	8	5	8	FLA	9	0	0	0	-3	4	SJ	10	1	3	4	-2	21
BOS	7	0	0	0	-1	8	LA	10	0	1	1	-2	2	STL	15	3	2	5	-6	17
BUF	7	3	0	3	0	6	MIN	13	3	1	4	2	4	TB	8	0	2	2	0	6
CAR	8	0	1	1	-1	22	MTL	9	1	0	1	-3	2	TOR	9	2	0	2	-4	8
CGY	10	1	0	1	2	4	NJ	9	0	2	2	-1	7	VAN	11	7	0	7	3	4
CHI	6	0	0	0	1	2	NSH	11	3	1	4	4	8	VGK	7	2	1	3	0	10
CBJ	9	1	5	6	3	6	NYI	9	1	4	5	1	23	WAS	11	1	3	4	0	15
COL	17	4	1	5	0	10	NYR	9	0	3	3	-2	4	WPG	14	3	1	4	0	4
DAL	20	5	6	11	6	24	OTT	9	1	1	2	-1	8							
DET	9	1	4	5	6	4	PHI	6	0	1	1	3	2							

## HARTMAN'S PLAYOFF CAREER HIGHLIGHTS

Goals, Game: 1 – two times	+/-, Game: 1 – three times	Assist Streak: None
Assists, Game: 1 – at WPG, 5/1/18	TOI, Game: 15:40 – vs. WPG, 4/29/18	Point Streak: 2g – 5/1-5/3/18
Points, Game: 1 – three times	Shots, Game: 4 – at NSH, 4/20/17	
PIM, Game: 12 – vs. NSH, 4/15/17	Goal Streak: None	

## HARTMAN'S CAREER STATISTICS

SEASON	TEAM	LEAGUE	GP	G	A	PTS	+/-	PIM	PP	SH	GW	S	S%	BS	H	TOI	FO%
2010-11	U.S. National	USHL	35	12	8	20	-	59	1	1	3	70	17.1	-	-	-	-
2011-12	U.S. National	USHL	24	7	9	16	-	46	2	0	1	66	10.6	-	-	-	-
2012-13	Plymouth	OHL	56	23	37	60	29	120	5	2	3	-	-	-	-	-	-
2013-14	Rockford	AHL	9	3	4	7	-1	8	1	0	1	16	18.8	-	-	-	-
	Plymouth	OHL	52	26	28	54	-14	91	8	2	1	-	-	-	-	-	-
2014-15	CHICAGO	NHL	5	0	0	0	-1	2	0	0	0	8	0.0	2	11	8:17	-
	Rockford	AHL	69	13	24	37	14	120	3	0	2	173	7.5	-	-	-	-
2015-16	CHICAGO	NHL	3	0	1	1	-1	0	0	0	0	3	0.0	3	5	9:14	25.0
	Rockford	AHL	61	15	20	35	16	129	2	1	2	171	8.8	-	-	-	-
2016-17	CHICAGO	NHL	76	19	12	31	13	70	1	0	4	170	11.2	30	121	12:46	40.3
2017-18	CHICAGO	NHL	57	8	17	25	5	58	1	0	0	96	8.3	25	94	12:48	46.2
	NASHVILLE	NHL	21	3	3	6	-4	14	0	0	2	33	9.1	13	19	13:46	37.5
2018-19	NASHVILLE	NHL	64	10	10	20	7	44	0	0	2	113	8.8	21	69	13:26	15.4
	PHILADELPHIA	NHL	19	2	4	6	-6	30	0	0	0	32	6.3	18	38	12:03	66.7
2019-20	MINNESOTA	NHL	69	9	11	20	4	69	1	0	1	114	7.9	54	44	12:15	54.8
WILD TOTALS			69	9	11	20	4	69	1	0	1	114	7.9	54	44	12:15	54.6
NHL TOTALS			314	51	58	109	17	287	3	0	9	569	9.0	166	401	12:43	47.1

## HARTMAN'S CAREER PLAYOFF STATISTICS

SEASON	TEAM	LEAGUE	GP	G	A	PTS	+/-	PIM	PP	SH	GW	S	S%	BS	H	TOI	FO%
2012-13	Plymouth	OHL	9	4	2	6	4	16	0	0	0	-	-	-	-	-	-
2013-14	Plymouth	OHL	5	0	4	4	-6	8	0	0	0	-	-	-	-	-	-
2014-15	Rockford	AHL	8	2	1	3	-6	8	1	0	1	19	10.5	-	-	-	-
2015-16	Rockford	AHL	3	1	0	1	2	4	1	0	1	8	12.5	-	-	-	-
2016-17	CHICAGO	NHL	4	0	0	0	-3	14	0	0	0	6	0.0	2	7	11:34	66.7
2017-18	NASHVILLE	NHL	9	2	1	3	0	10	0	0	1	12	16.7	4	12	11:57	42.9
NHL TOTALS			13	2	1	3	-3	24	0	0	1	18	11.1	6	19	11:50	50.0



RYAN HARTMAN

NO 38





NO 77  
BRAD HUNT

## DEFENSEMAN

Shoots: Left  
Ht: 5-9 • Wt: 176  
Born: 8/24/88  
Maple Ridge, BC, CAN



## 2019-20 HIGHLIGHTS

- Set career highs in points, goals, shots and games played.
- Ranked third amongst defensemen and sixth on the team in PPP (10).
- Registered four shots and a season-best three blocked shots at DET (2/27).
- Tallied two points (1-1=2) vs. VAN (2/6) for third multi-point game of the season.
- Skated season-high 21:35 vs. NYI (12/29).
- Recorded two points (1-1=2) at ARI (12/19).
- Tied season best with plus-2 rating vs. ANA (12/10).
- Recorded PPG in consecutive games (10/20-10/22).
- Tallied a goal in consecutive games (10/10-10/12) for first career goal streak.
- Notched two points (1-1=2) vs. PIT (10/12).
- Recorded goal and season-high six shots at WPG (10/10) - T-2nd most shots in his career.

## PLAYOFFS

- First trip to Stanley Cup Playoffs.

## CAREER

- Has tallied 14 of 24 points with the Wild and 33 of 58 career NHL points on the power play.
- Set career highs in assists, PPA, PPP and hits in 2017-18.
- Ranked second amongst team defensemen in PPA and PPP in 2017-18.
- Notched career-best seven shots on goal at COL (3/24/18).
- Tallied a career-high three points (1-2=3) vs. CBJ (1/23/18).
- Recorded two assists vs. STL (10/21/17) for first career multi-point game.
- Ranked T-2nd amongst team defensemen in goals and third in scoring despite playing only 23 games with Chicago (AHL) in 2016-17.
- Led Bakersfield (AHL) in assists and PPA (14), ranked second in scoring and PPG and T-5th in goals in 2015-16.
- Ranked T-12th in scoring amongst AHL defensemen in 2015-16.
- Played in 2015 AHL All-Star Game.
- Ranked T-1st amongst AHL defensemen in goals, T-3rd in PPA (16), fourth in scoring, T-4th in PPG and T-7th in assists in 2014-15.
- Skated career-high 22:19 and blocked career-best six shots at ARI (12/16/14).
- Tallied first career NHL goal at VAN (10/11/14, Miller).
- Made NHL debut at ANA (1/3/14).
- Ranked second amongst AHL defensemen in PPG, third in PPA (24) and shots on goal, fifth in scoring and assists and T-6th in goals in 2013-14.
- Played in 2013 AHL All-Star Game.
- Ranked second on team in assists and PPA (13) and T-4th in scoring in 2012-13.
- Totaled 112 points (24-88=112) in 150 games at Bemidji State University (2008-12). All-time leading scorer amongst defensemen in school history.
- Led team in assists and ranked T-2nd in scoring during senior season at Bemidji State in 2011-12.
- Ranked second on team in assists and fourth in scoring in 2010-11.
- Named to the All-CHA First-Team in 2009-10 and named CHA Defensive Player of the Week four times.
- Led League rookies and CHA defensemen in scoring in 2008-09. Named CHA Rookie of the Year and to the CHA All-Rookie Team.
- Ranked second on team in assists and third in scoring in 2008-09 as Bemidji State advanced to the NCAA Frozen Four.

## CAREER TRANSACTIONS

- Acquired by Minnesota along with a sixth-round selection (Nikita Nesterenko) in the 2019 NHL Entry Draft from Vegas in exchange for the Wild's fifth-round selection (Isaiah Saville) in 2019 NHL Entry Draft; Signed as a free agent with Vegas, July 1, 2017; Claimed off waivers by Nashville from St. Louis, Jan. 17, 2017; Signed as a free agent with St. Louis, July 2, 2016; Signed as a free agent with Edmonton, July 7, 2013.
- Signed through 2020-21. Becomes an unrestricted free agent 2021-22.

## PERSONAL

- Charitable interests include initiatives involving animals, military/veterans and kids.
- Wife, Katie, and son, Colby.
- Lists Adam Sandler as his favorite actor.
- If he had to pick two past or present players to skate with him for a 3-on-3 pond hockey tournament team, he would choose Jared Spurgeon and Alex Stalock. #OurIce

## HUNT VS. NHL

TEAM	GP	G	A	PTS	+/-	PIM	TEAM	GP	G	A	PTS	+/-	PIM	TEAM	GP	G	A	PTS	+/-	PIM
ANA	10	0	2	2	-2	0	EDM	5	1	1	2	1	0	PIT	2	1	1	2	-1	0
ARI	10	1	5	6	4	2	FLA	3	0	2	2	0	0	SJ	7	1	0	1	0	2
BOS	6	0	1	1	-3	4	LA	6	0	0	0	-4	0	STL	9	0	3	3	-4	4
BUF	5	0	1	1	1	0	MIN	1	0	1	1	1	0	TB	7	0	0	0	-2	0
CAR	7	1	1	2	-1	4	MTL	7	3	1	4	-2	0	TOR	3	0	0	0	0	0
CGY	8	0	0	0	-7	0	NJ	5	1	4	5	1	0	VAN	7	2	2	4	0	0
CHI	5	1	1	2	-1	0	NSH	9	1	1	2	-4	0	VGK	3	0	0	0	-1	0
CBJ	4	1	2	3	-2	2	NYI	6	0	2	2	-4	0	WAS	3	0	1	1	2	2
COL	8	1	1	2	-1	0	NYR	4	0	0	0	3	2	WPG	8	2	0	2	-1	2
DAL	12	1	4	5	1	0	OTT	4	0	2	2	0	0							
DET	3	0	1	1	2	0	PHI	2	0	0	0	-1	0							

## HUNT'S PLAYOFF CAREER HIGHLIGHTS

NO NHL POSTSEASON EXPERIENCE

## HUNT'S CAREER STATISTICS

SEASON	TEAM	LEAGUE	GP	G	A	PTS	+/-	PIM	PP	SH	GW	S	S%	BS	H	TOI
2008-09	Bemidji State	CHA	37	9	23	32	5	24	7	0	1	91	9.9	31	—	—
2009-10	Bemidji State	CHA	37	7	26	33	15	35	5	0	1	94	7.4	29	—	—
2010-11	Bemidji State	WCHA	38	3	18	21	-4	33	2	0	0	65	4.6	32	—	—
2011-12	Chicago	AHL	14	1	4	5	-3	8	1	0	0	24	4.2	—	—	—
	Bemidji State	WCHA	38	5	21	26	-5	8	2	0	2	77	6.5	57	—	—
2012-13	Chicago	AHL	65	4	29	33	2	22	2	0	1	84	4.8	—	—	—
2013-14	EDMONTON	NHL	3	0	0	0	-3	0	0	0	0	1	0.0	2	0	12:36
	Oklahoma City	AHL	66	11	39	50	7	34	9	0	2	170	6.5	—	—	—
2014-15	EDMONTON	NHL	11	1	2	3	-6	0	1	0	0	20	5.0	10	8	19:29
	Oklahoma City	AHL	62	19	32	51	-6	18	8	0	3	200	9.5	—	—	—
2015-16	EDMONTON	NHL	7	0	0	0	-1	2	0	0	0	12	0.0	7	7	14:11
	Bakersfield	AHL	57	13	28	41	5	18	8	0	3	154	8.4	—	—	—
2016-17	ST. LOUIS	NHL	9	1	4	5	-2	2	1	0	0	12	8.3	1	0	13:36
	NASHVILLE	NHL	3	0	1	1	1	0	0	0	0	2	0.0	2	0	17:13
	Chicago	AHL	23	9	20	29	9	6	2	0	1	57	15.8	—	—	—
2017-18	VEGAS	NHL	45	3	15	18	-5	6	2	0	0	80	3.8	36	19	16:30
2018-19	VEGAS	NHL	13	2	5	7	3	2	1	0	1	28	7.1	10	7	15:10
	MINNESOTA	NHL	29	3	2	5	-5	6	3	0	0	47	6.4	18	11	14:46
2019-20	MINNESOTA	NHL	59	8	11	19	-7	6	3	0	0	106	7.5	39	12	15:08
WILD TOTALS			88	11	13	24	-12	12	6	0	0	153	7.2	57	23	15:01
NHL TOTALS			179	18	40	58	-25	24	11	0	1	308	5.8	125	64	15:36

## HUNT'S CAREER PLAYOFF STATISTICS

SEASON	TEAM	LEAGUE	GP	G	A	PTS	+/-	PIM	PP	SH	GW	S	S%	BS	H	TOI
2011-12	Chicago	AHL	5	1	3	4	1	0	0	0	0	10	10.0	—	—	—
2013-14	Oklahoma City	AHL	3	1	0	1	-2	4	0	0	0	10	10.0	—	—	—
2014-15	Oklahoma City	AHL	10	3	7	10	-3	6	1	0	0	29	10.3	—	—	—
NHL TOTALS																

NO NHL POSTSEASON EXPERIENCE

## 2019-20 HIGHLIGHTS

- Tallied two assists and season-best plus-3 rating at DET (2/27).
- Notched season-high two goals vs. CBJ (2/25).
- Tallied 500th career assist vs. NYR (2/13) to become 14th active player and 147th all-time to reach milestone.
- Recorded 700th career point (assist) and game-deciding shootout goal in 1,000th NHL game vs. DAL (12/1).
- Became 55th player in NHL history to play first 1,000 games with same team.
- Koivu brothers (Saku, 1,124 GP) are sixth set of siblings in NHL history to each skate in 1,000 or more games.
- Tallied season-best four-game assist streak (11/14-11/21).
- Skated season-high 20:25 and recorded PPG at ARI (11/9).
- Recorded season highs with 16 faceoff wins and 25 faceoffs taken vs. STL (11/2).

## PLAYOFFS

- Ninth trip to Stanley Cup Playoffs.
- Franchise leader in playoff games, ranks T-1st in assists, second in scoring and third in goals.
- Led team in scoring and ranked second in shots on goal during 2018 playoffs.
- Ranked second on team in goals and T-3rd in scoring during 2016 playoffs.
- Set franchise record winning 27 faceoffs in Game 6 of 2016 Western Conference Quarterfinal vs. DAL (4/24/16).
- Recorded two GWG during 2016 playoffs. Tallied game-tying goal in third period and overtime winner in Game 5 of Western Conference Quarterfinal at DAL (4/22/16). Recorded GWG in Game 3 vs. DAL (4/18/16).
- Led NHL in FO% during 2014 playoffs.
- Tallied a goal in first four games of 2008 Western Conference Quarterfinal against Colorado. Led team in goals and ranked second in playoff scoring.
- Recorded first career playoff goal in Game 2 of 2007 Western Conference Quarterfinal at ANA (4/13/07, Bryzgalov).

## CAREER

- Ranks first on the Wild's all-time lists in games played, assists, points, plus/minus rating, shots on goal, PPG, SHP, and multi-point games (153), T-1st in OT goals (5), second in goals, PPG, SHG and PIM, and third in GWG.
- Mikko and Saku (255) are 14th set of brothers to score at least 200 goals in NHL.
- Led team forwards in SHTOI, second in TOI/game and T-2nd in blocked shots in 2017-18.
- Finalist for 2017 Frank J. Selke Trophy for first time in career. Ranked fifth in the NHL in FOW, sixth in FO and T-8th in plus/minus rating.
- Set career highs in plus/minus rating and blocked shots in 2016-17.
- Tallied GWG for 600th career NHL point vs. NSH (2/18/17).
- Led team in scoring and PPG, ranked second in assists and fifth in goals in 2015-16.
- Ranked fourth in the NHL in FOW and sixth in FO in 2015-16. Ranked T-13th amongst NHL forwards in TOI/game.
- Tallied three assists in the first period vs. CGY (3/24/16) to become third player in franchise history to tally three assists in a period.
- Skated in 744th career NHL game vs. FLA (2/28/16) to pass Nick Schultz for most career games played with Minnesota.
- Recorded career-high, eight-game point streak (3-7=10, 10/15-10/30/15).
- Ranked third in NHL in FOW and fourth in FO in 2014-15, setting career highs in both categories.
- Led team with 60 takeaways (T-15th in NHL), T-2nd in GWG, third in assists and shots and fourth in scoring in 2014-15.
- Notched three points (2-1=3) vs. LA (3/28/15) to set franchise record for most career multi-point games (115).
- Led NHL in FO% during 2014 playoffs.
- Missed 17 games and did not participate in 2014 Olympics due to ankle fracture suffered vs. WSH (1/4/14).
- Ranks fifth in TOI/game amongst NHL forwards and 12th in FO% in 2013-14.
- Recorded three assists at NYI (3/18/14) to become Wild's all-time leading scorer.
- Ranked fifth in NHL in FO, sixth in FOW and seventh in TOI/game amongst NHL forwards in 2012-13.
- Named to 2012 NHL All-Star Game but did not play due to injury.
- Tied Wild record with four assists, including 200th career NHL assist, and was a career-best plus-4 in 400th career NHL game vs. ARI (1/2/11).
- Named first full-time team captain in Wild history (10/20/09).
- Set career highs in goals, assists and points, leading Minnesota in assists (one shy of Wild single-season record) and points (fourth-most in Wild single season) in 2009-10.
- Led team in points, assists and SHG in 2008-09.
- Tallied nine points (1-8=9) in first three games of 2008-09 season to become first NHL player to record nine or more points in team's first three games of the season since Adam Oates in 1993-94.
- Scored first career NHL goal at ANA (11/6/05, Giguere).
- Made NHL debut at SJ (11/5/05).
- Ranked second on team in goals and played in 2005 AHL All-Star Game.
- Has played in 14 international tournaments for Finland including 2016 World Cup of Hockey (captain).
- Tallied 10 points (4-6=10) and plus-8 rating in 10 games as Finland earned silver medal at 2016 IIHF World Championship. Captain ranked T-8th in tournament scoring and T-11th in plus/minus rating. Led Finland in scoring as captain at the 2012 IIHF World Championship.
- Captained Finland to a gold medal at 2011 IIHF World Championship and 2000 IIHF Under-18 World Championship.
- Won a silver medal with Finland at 2007 IIHF World Championship, 2006 Olympics, 2004 World Cup of Hockey and 2001 IIHF World Junior Championship.
- Earned a bronze medal at 2010 Olympics, 2008 and 2006 IIHF World Championships, 2002 IIHF World Junior Championship and the 2001 IIHF Under-18 World Championship.

## CAREER TRANSACTIONS

- Selected by Minnesota in the first round (sixth overall) of the 2001 NHL Entry Draft.
- Signed through 2019-20. Becomes an unrestricted free agent 2020-21.

## PERSONAL

- Charitable interests include Children's Hospital, where he is a title sponsor of two private patient rooms in the hospital's Neuroscience and Epilepsy Center.
- His first job was helping out at his parent's ice cream shop.
- If he had to pick two past or present players to skate with him for a 3-on-3 pond hockey tournament team, he would choose his brother, Saku, and Tuomo Ruutu. #OurIce

## KOIVU VS. NHL

TEAM	GP	G	A	PTS	+/-	PIM
ANA	46	10	19	29	-5	20
ARI	43	9	26	35	5	26
BOS	19	2	5	7	-4	10
BUF	18	4	13	17	4	8
CAR	19	2	15	17	4	14
CGY	65	13	23	36	2	42
CHI	57	8	30	38	-4	34
CBJ	40	10	23	33	11	18
COL	73	18	30	48	7	56
DAL	50	13	22	35	-5	38
DET	37	9	18	27	11	28

TEAM	GP	G	A	PTS	+/-	PIM
EDM	65	7	39	46	18	26
FLA	17	5	12	17	7	12
LA	45	13	29	42	11	22
MIN	-	-	-	-	-	-
MTL	18	2	6	8	-7	16
NY	17	2	10	12	3	4
NSH	51	9	35	44	1	26
NYI	15	3	11	14	10	4
NYR	15	4	6	10	-3	4
OTT	19	3	7	10	-9	6
PHI	15	0	3	3	-5	12

TEAM	GP	G	A	PTS	+/-	PIM
PIT	21	5	6	11	-3	8
SJ	46	10	13	23	-3	32
STL	55	12	24	36	4	42
TB	19	4	8	12	5	18
TOR	19	4	8	12	2	10
VAN	64	13	34	47	16	40
VKG	6	1	1	2	2	2
WAS	18	3	11	14	-4	4
WPG	36	7	17	24	-1	10

## KOIVU'S PLAYOFF CAREER HIGHLIGHTS

**Goals, Game:** 2 – at DAL, 4/22/16

**Assists, Game:** 2 – four times

**Points, Game:** 2 – six times

**PIM, Game:** 6 – at CHI, 5/3/13

**+/-, Game:** 2 – two times

**TOI, Game:** 25:50 – vs. COL, 4/09/08

**Shots, Game:** 6 – two times

**Goal Streak:** 4g – 4/9/08-4/15/08

**Assist Streak:** 3g – 4/11-4/15/18

**Point Streak:** 4g – 4/9-4/15/08

## KOIVU'S CAREER STATISTICS

SEASON	TEAM	LEAGUE	GP	G	A	PTS	+/-	PIM	PP	SH	GW	S	S%	BS	H	TOI	FO%
2004-05	Houston	AHL	67	20	28	48	-1	47	4	1	4	-	-	-	-	-	-
2005-06	MINNESOTA	NHL	64	6	15	21	-9	40	3	0	0	96	6.3	17	22	13:17	47.4
2006-07	MINNESOTA	NHL	82	20	34	54	6	58	9	2	2	162	12.3	50	56	17:28	50.9
2007-08	MINNESOTA	NHL	57	11	31	42	13	42	2	0	2	144	7.6	21	40	20:53	52.5
2008-09	MINNESOTA	NHL	79	20	47	67	2	66	5	4	3	236	8.5	36	45	21:29	52.7
2009-10	MINNESOTA	NHL	80	22	49	71	-2	50	8	1	2	246	8.9	52	50	20:44	56.9
2010-11	MINNESOTA	NHL	71	17	45	62	4	50	7	1	3	191	8.9	29	63	19:29	52.8
2011-12	MINNESOTA	NHL	55	12	32	44	10	28	2	1	2	129	9.3	21	62	21:21	52.3
2012-13	MINNESOTA	NHL	48	11	26	37	2	26	0	0	3	127	8.7	18	47	21:06	54.0
2013-14	MINNESOTA	NHL	65	11	43	54	0	24	2	0	4	147	7.5	32	33	20:56	54.8
2014-15	MINNESOTA	NHL	80	14	34	48	2	38	4	0	4	179	7.8	41	40	19:16	55.2
2015-16	MINNESOTA	NHL	82	17	39	56	6	40	10	1	2	141	12.1	57	38	19:56	56.1
2016-17	MINNESOTA	NHL	80	18	40	58	27	34	2	0	4	139	12.9	65	32	19:06	55.2
2017-18	MINNESOTA	NHL	82	14	31	46	9	46	3	0	2	170	8.2	53	51	18:29	51.4
2018-19	MINNESOTA	NHL	48	8	21	29	-2	22	2	0	0	89	9.0	32	13	18:18	54.6
2019-20	MINNESOTA	NHL	55	4	17	21	2	28	1	0	0	74	5.4	33	25	15:34	53.1
WILD/NHL TOTALS			1,028	205	504	709	70	592	60	10	33	2,270	9.0	557	617	19:11	53.7

## KOIVU'S CAREER PLAYOFF STATISTICS

SEASON	TEAM	LEAGUE	GP	G	A	PTS	+/-	PIM	PP	SH	GW	S	S%	BS	H	TOI	FO%
2004-05	Houston	AHL	5	1	0	1	-1	2	0	0	1	-	-	-	-	-	-
2006-07	MINNESOTA	NHL	5	1	0	1	-1	4	0	0	0	8	12.5	1	2	17:43	60.5
2007-08	MINNESOTA	NHL	6	4	1	5	0	4	0	1	0	20	20.0	4	9	21:56	49.2
2012-13	MINNESOTA	NHL	5	0	0	0	-6	8	0	0	0	11	0.0	4	11	20:30	52.1
2013-14	MINNESOTA	NHL	13	1	6	7	-4	10	0	0	0	30	3.3	9	17	20:32	57.6
2014-15	MINNESOTA	NHL	10	1	3	4	-4	2	1	0	0	14	7.1	6	7	18:13	53.3
2015-16	MINNESOTA	NHL	6	3	2	5	0	2	1	0	2	14	21.4	10	6	21:29	56.7
2016-17	MINNESOTA	NHL	5	1	1	2	-1	0	1	0	0	6	16.7	4	5	20:09	64.2
2017-18	MINNESOTA	NHL	5	0	4	4	-2	2	0	0	0	13	0.0	4	1	18:09	46.3
WILD/NHL TOTALS			55	11	17	28	-18	32	3	1	2	116	9.5	42	58	19:51	55.4



MIKKO KOIVU

NO 9





**NO 19**  
**LUKE KUNIN**  
(KUNN-nihn)  
**CENTER**  
Shoots: Right  
Ht: 6-0 • Wt: 197  
Born: 12/4/97  
Chesterfield, MO, USA



## 2019-20 HIGHLIGHTS

- Set career highs in points, goals, assists, shots, PIM and games played.
- Ranked T-1st on team in even-strength goals (14), second in PIM, fourth in shots, T-4th in goals, T-5th in blocked shots and sixth in hits. Blocked shot total ranked T-1st amongst team forwards.
- Finished regular season on career-best, four-game point streak (2-2=4, 3/3-3/8).
- Tallied second career SHG and multi-goal game vs. FLA (1/20).
- Recorded three-game assist streak (0-3=3, 1/12-1/16) - tied career best.
- Tallied two points (1-1=2) vs. WPG (1/4).
- Notched goal and career-high six hits at ARI (12/19).
- Skated in 100th career NHL game vs. PHI (12/14).
- Tallied two points (1-1=2) including GWG vs. EDM (12/12).
- Skated season-high 20:04 vs. ANA (12/10).
- Tallied two points (1-1=2) and won career-high 11 faceoffs (out of 18) at SJ (11/7).
- Recorded career-high six shots vs. EDM (10/22).

## PLAYOFFS

- First trip to Stanley Cup Playoffs.

## CAREER

- Suffered ACL tear in left knee vs. DET (3/4/18) and missed remainder of season.
- Represented Iowa at 2018 AHL All-Star Game.
- Tallied first career NHL goal vs. NYI (10/26/17, Greiss) – first player in team history to score first career NHL goal shorthanded.
- Recorded first career NHL points with two assists and led team with four hits at CGY (10/21/17).
- Made NHL debut vs. CBJ (10/14/17).
- Tallied hat trick for Iowa in 4-0 win vs. Rockford (3/28/17).
- Made professional debut at Cleveland, tallying seven shots and four PIM (3/24/17).
- Led Badgers in goals, PPG (9), scoring and shots on goal (112), ranked T-1st in SHG (2) and T-3rd in GWG (2) in 2016-17.
- Served as team captain in 2016-17. First time in 41 years, a sophomore served as captain of the Badgers.
- Ranked second in the Big-10 in goals, T-2nd in SHG, T-3rd in PPG and seventh in scoring in shots on goal in 2016-17.
- Ranked T-3rd in goals and T-8th in scoring amongst NCAA freshman skaters (second-youngest player in NCAA) and became the first Badger to be named to the Big-10 All-Freshman Team in 2015-16.
- Led team in goals and shots on goal and ranked second in scoring in 2015-16. Goal total ranked T-5th in the Big-10.
- Played in the 2015 CCM/USA Hockey All-American Prospects Game and posted a game-high three points (2-1=3).
- One of six players selected in the 2016 NHL Entry Draft from the St. Louis Blues Under-16 team.
- Served as captain of the U.S. National Team Development Program's Under-18 Team in 2014-15. Ranked T-2nd on team in PPG (7) and T-5th in goals.
- Has played for Team USA in three IIHF World Championships.
- Skated in three games for the United States at 2019 IIHF World Championship.
- Served as captain and helped United States win gold medal at 2017 IIHF World Junior Championship posting four points (2-2=4) in seven games.
- Scored six goals and a plus-9 rating in seven games to help Team USA win a gold medal at the 2015 IIHF Under-18 World Championship. Goal total ranked T-3rd in tournament.
- Played with the U.S. National Under-18 Team that placed second at the 2015 Under-18 Five Nations Tournament in Czech Republic.

- Helped United States claim gold at the 2014 World Under-17 Hockey Challenge.
- Member of U.S. National Under-17 Team that finished first at the 2014 Five Nations Tournament in Sweden and the Under-17 Team that won the 2014 World Under-17 Hockey Challenge title in Sydney, Nova Scotia.
- Led St. Louis AAA Blues Under-16 team in goals (30) and ranked second in scoring with 68 points (behind Matthew Tkachuk) in 2012-13.
- Member of U.S. National Under-17 Team that captured the 2013 Four Nations Tournament championship in Slovakia.

## CAREER TRANSACTIONS

- Selected by Minnesota in the first round (15th overall) of the 2016 NHL Entry Draft.
- Signed through 2019-20. Becomes a restricted free agent 2020-21.

## PERSONAL

- Charitable interests include Children's Hospital and JDRF. Serves as an ambassador for JDRF Minnesota. Luke was diagnosed with Type 1 diabetes when he was 12.
- Enjoys watching and playing golf.
- His first job was a hockey camp counselor.
- If he had to pick two past or present players to skate with him for a 3-on-3 pond hockey tournament team, he would choose Wayne Gretzky and Bobby Orr. #OurIce

## KUNIN VS. NHL

TEAM	GP	G	A	PTS	+/-	PIM	TEAM	GP	G	A	PTS	+/-	PIM	TEAM	GP	G	A	PTS	+/-	PIM
ANA	5	0	2	2	-1	2	EDM	4	1	2	3	2	2	PIT	5	1	1	2	-1	0
ARI	3	1	0	1	1	2	FLA	3	3	0	3	1	0	SJ	4	1	2	3	1	0
BOS	5	0	0	0	-6	11	LA	4	1	0	1	-3	0	STL	4	0	0	0	-3	0
BUF	2	0	2	2	0	0	MIN	-	-	-	-	-	-	TB	3	0	1	1	0	2
CAR	3	1	0	1	-3	2	MTL	6	0	1	1	0	7	TOR	4	1	1	2	0	0
CGY	6	1	4	5	4	6	NJ	4	1	1	2	2	0	VAN	4	1	2	3	0	4
CHI	4	0	0	0	-4	4	NSH	7	1	0	1	-2	2	VGK	4	0	0	0	-3	0
CBJ	2	0	0	0	-1	2	NYI	4	1	0	1	-2	0	WAS	2	1	0	1	1	0
COL	7	0	2	2	-4	9	NYR	4	0	1	1	0	0	WPG	9	2	3	5	3	9
DAL	7	0	1	1	-3	23	OTT	3	1	2	3	3	6							
DET	4	2	1	3	-3	2	PHI	5	2	0	2	-1	0							

## KUNIN'S PLAYOFF CAREER HIGHLIGHTS

NO NHL POSTSEASON EXPERIENCE

## KUNIN'S CAREER STATISTICS

SEASON	TEAM	LEAGUE	GP	G	A	PTS	+/-	PIM	PP	SH	GW	S	S%	BS	H	TOI	FO%
2013-14	U.S. National Team	USHL	32	11	12	23	-4	27	4	0	2	89	12.4	—	—	—	—
2014-15	U.S. National Team	USHL	20	10	4	14	9	12	2	0	1	55	18.2	—	—	—	—
2015-16	U. of Wisconsin	Big-10	34	19	13	32	-9	34	5	1	1	127	15.0	28	—	—	46.4
2016-17	Iowa	AHL	12	5	3	8	2	16	0	0	2	35	14.3	—	—	—	—
	U. of Wisconsin	Big-10	35	22	16	38	-2	30	9	2	2	112	19.6	25	—	—	52.3
2017-18	MINNESOTA	NHL	19	2	2	4	-3	13	0	1	0	32	6.3	8	34	12:59	44.4
	Iowa	AHL	36	10	9	19	-6	34	5	0	1	77	13.0	—	—	—	—
2018-19	MINNESOTA	NHL	49	6	11	17	-9	27	0	0	1	88	6.8	34	67	15:53	44.0
	Iowa	AHL	28	12	8	20	2	30	3	0	1	59	20.3	—	—	—	—
2019-20	MINNESOTA	NHL	63	15	16	31	-10	55	0	1	1	128	11.7	54	64	15:28	44.5
WILD/NHL TOTALS			131	23	29	52	-22	95	0	2	2	248	9.3	96	165	15:16	44.4

## KUNIN'S CAREER PLAYOFF STATISTICS

YEAR	TEAM	LEAGUE	GP	G	A	PTS	+/-	PIM	PP	SH	GW	S	S%	BS	H	TOI	FO%
2018-19	Iowa	AHL	11	6	2	8	1	18	0	0	1	31	19.4	—	—	—	—
WILD/NHL TOTALS																	

NO NHL POSTSEASON EXPERIENCE

**LUKE KUNIN**

**NO 19**

## 2019-20 HIGHLIGHTS

- Led team in goals and PPG (T-6th in the NHL), ranked T-1st in PPP (18), T-2nd in GWG, third in shots and fourth in scoring.
- Talled three, five-game point streaks: 4-4=8, 2/27-3/5; 5-1=6, 1/14-1/22 and 4-2=6, 11/25-12/3
- Recorded season-high three points (1-2=3) and plus-3 rating at CBJ (2/28).
- Talled goal and 400th career assist vs. VGK (2/11).
- Played in 1,000th NHL game at DAL (2/7) – eighth Minnesota-born player to reach milestone.
- Recorded 20th goal vs. VAN (2/6) to tie Marian Gaborik for most career 20-goal seasons (5).
- Talled career-best, four-game PPG streak (5-0=5, 1/14-1/20).
- Recorded two assists and career-high six blocked shots at ARI (12/19).
- Talled PPG and assist vs. ARI (11/14). PPG was 100th PPP with the Wild – sixth player in franchise history to reach milestone.

## PLAYOFFS

- 12th trip to Stanley Cup Playoffs.
- Franchise's all-time leader in playoff scoring, goals and PPG, ranks T-1st in assists and second in shots on goal.
- Led team in goals and ranked second in scoring during 2018 playoffs. Scored a goal in first three games of Western Conference Quarterfinal series before suffering a fractured sternum in Game 3 vs. WPG (4/15/18).
- Ranked T-1st on team in goals and scoring during 2017 playoffs.
- Led team in scoring and assists, and ranked T-1st in goals during 2015 playoffs.
- Led team in assists and scoring, ranked T-1st in goals during 2014 playoffs.
- Notched a career-best, six-game point streak (3-7=10) in first six games of 2014 Western Conference Quarterfinal against Colorado. Point total was career high in a playoff series. Established career-best four-game assist streak (0-5=5) in Games 1-4.
- Talled franchise record and career high four points (2-2=4) including GWG in Game 6 vs. COL (4/28/14). Scored 49 seconds into contest to set franchise record for fastest goal to start a playoff game.
- Captained New Jersey to 2012 Stanley Cup Final and ranked T-1st in NHL in goals and T-6th in playoff scoring.

## CAREER

- Since entering NHL in 2005-06, ranks T-4th in GWG, fifth in shots on goal, eighth in goals and PPG amongst active players.
- Ranks first in GWG, second in goals and PPG, T-3rd in scoring and sixth in games played amongst active U.S. born players.
- Led team in goals, GWG (T-11th in NHL) and shots on goal, second in scoring and PPG and fourth in assists in 2015-16.
- Led NHL with three hat tricks during 2015-16 season (at COL 10/8/15, at CBJ 1/5/16 and vs. CGY 3/24/16).
- Talled three goals in 11:12 span of first period vs. CGY (3/24/16) to become first player in franchise history to tally three goals in a period and set a franchise record for fastest three goals.
- Led team in goals (T-10th in NHL), PPG (T-11th), scoring and shots (15th), T-1st in plus/minus rating, second in takeaways (47) and fourth in hits in 2014-15.
- Ranked fourth in the NHL in PPG in 2013-14.
- Recorded 500th career NHL point with first of two assists vs. PIT (4/5/14) joining his dad, J.P. (594) to become third father-son duo to each tally at least 500 points in NHL history (Gordie and Mark Howe, Bobby and Brett Hull).
- Led Minnesota in goals, points, PPG, GWG and shots on goal, ranked second in multi-point games in 2012-13. Ranked third in the NHL in shots on goal and 14th in TOI/game amongst forwards.
- Scored 200th career NHL goal at ARI (2/4/13), becoming the 36th American-born and eighth Minnesota-born player to reach milestone. Joined his dad, J.P., (238) to become the second father-son duo to each score at least 200 NHL goals - Bobby (610) and Brett (741) Hull.
- Missed majority of the 2010-11 season due to a knee injury suffered at LA (10/30/10).
- Named to the 2009 NHL Second All-Star Team, a finalist for the Lady Byng Trophy and fifth in balloting for the Hart Trophy after setting career highs in goals, assists, points, plus/minus rating, PPG, PPP (30) and shots on goal in 2008-09.
- Notched second career hat trick at WSH (3/2/12, Neuvirth).
- Recorded his first career NHL hat trick (3-1=4) vs. MTL (11/30/07, Price).
- Named MVP of the 2007 NHL YoungStars Game.
- Scored the GWG, added an assist and skated 15:48 in NHL debut vs. PHI (10/5/05, Thibault).
- Has played in nine international tournaments for the United States including 2016 World Cup of Hockey.
- Talled goal and averaged 18:29 in TOI/game as Team USA captain at 2014 Olympics.
- Named to the 2010 Olympic All-Star Team and ranked T-3rd in tournament scoring with eight points (4-4=8) in six games after helping Team USA claim a silver medal as an alternate captain, scoring the game-tying goal with 24.4 seconds remaining to send the gold-medal game vs. Canada into overtime.
- Played for Team USA at the 2008, 2007 and 2005 IIHF World Championships, serving as an alternate captain in 2008.
- Led tournament in scoring and served as an alternate captain as Team USA claimed first-ever IIHF World Junior Championship gold medal in 2004. Led team in scoring at 2003 IIHF World Junior Championship. Won a gold medal at the 2002 IIHF World Under-18 Championship.
- Totaled 116 points (49-67=116) in 76 games in two seasons (2002-04) at the University of North Dakota. Named to the 2003 WCHA All-Rookie Team, 2004 WCHA First All-Star Team, 2004 NCAA West First All-American Team and a finalist for the 2004 Hobey Baker Award.
- Talled 340 points (146-194=340) in 125 games in two seasons (2000-02) at Shattuck-St. Mary's.

## CAREER TRANSACTIONS

- Signed by Minnesota as a free agent, July 4, 2012; Selected by New Jersey in the first round (17th overall) of the 2003 NHL Entry Draft.
- Signed through 2024-25. Becomes an unrestricted free agent 2025-26.

## PERSONAL

- Charitable interests include United Heroes League and Children's Hospital, where he is a title sponsor of a private patient room.
- Wife, Alisha, and twins: son, Jaxson and daughter, Emelia, and son, Theodore.
- His favorite TV show to binge watch is Breaking Bad.
- If he had to pick two past or present players to skate with him for a 3-on-3 pond hockey tournament team, he would choose his dad, J.P., and Bryan Trottier. #OurIce

## PARISE VS. NHL

TEAM	GP	G	A	PTS	+/-	PIM	TEAM	GP	G	A	PTS	+/-	PIM	TEAM	GP	G	A	PTS	+/-	PIM
ANA	29	8	10	18	-1	27	EDM	28	9	8	17	0	10	PIT	54	19	23	42	-8	26
ARI	26	12	12	24	11	8	FLA	37	14	14	28	2	12	SJ	27	10	12	22	1	4
BOS	36	8	12	20	-5	22	LA	29	7	12	19	-3	10	STL	34	11	10	21	-7	22
BUF	35	13	12	25	7	14	MIN	5	1	3	4	-2	0	TB	36	15	13	28	-1	15
CAR	35	19	13	32	2	10	MTL	36	16	13	29	15	14	TOR	36	12	10	22	-1	2
CGY	26	13	9	22	-5	20	NJ	11	3	4	7	-2	4	VAN	27	12	5	17	-8	8
CHI	36	7	9	16	0	10	NSH	33	14	11	25	-4	10	VGK	6	3	2	5	4	6
CBJ	20	12	6	18	8	8	NYI	53	21	26	47	7	20	WAS	35	9	17	26	-4	10
COL	40	17	23	40	13	14	NYR	56	18	25	43	7	22	WPG	50	20	23	43	20	18
DAL	37	17	17	34	7	10	OTT	33	12	20	32	5	4							
DET	21	12	12	24	7	2	PHI	48	22	20	42	6	16							

## PARISE'S PLAYOFF CAREER HIGHLIGHTS

Goals, Game: 2 – five times  
Assists, Game: 2 – five times  
Points, Game: 4 – vs. COL, 4/28/14  
PIM, Game: 2 – 20 times

+/-, Game: 2 – eight times  
TOI, Game: 29:00 – at FLA, 4/16/12  
Shots, Game: 7 – five times  
Goal Streak: 4g – 4/12-4/18/07

Assist Streak: 4g – 4/17-4/24/14  
Point Streak: 6g – 4/17-4/28/14

## PARISE'S CAREER STATISTICS

SEASON	TEAM	LEAGUE	GP	G	A	PTS	+/-	PIM	PP	SH	GW	S	S%	BS	H	TOI	FO%
2004-05	Albany	AHL	73	18	40	58	-	56	-	-	-	-	-	-	-	-	-
2005-06	NEW JERSEY	NHL	81	14	18	32	-1	28	2	0	5	133	10.5	22	11	13:08	42.6
2006-07	NEW JERSEY	NHL	82	31	31	62	-3	30	9	0	7	247	12.6	36	37	17:32	44.2
2007-08	NEW JERSEY	NHL	81	32	33	65	13	25	10	1	8	266	12.0	30	76	18:04	48.1
2008-09	NEW JERSEY	NHL	82	45	49	94	30	24	14	0	8	364	12.4	17	65	18:45	44.6
2009-10	NEW JERSEY	NHL	81	38	44	82	24	32	9	1	5	347	11.0	34	108	19:46	37.5
2010-11	NEW JERSEY	NHL	13	3	3	6	-1	6	0	0	1	49	6.1	6	13	19:51	36.4
2011-12	NEW JERSEY	NHL	82	31	38	69	-5	32	7	3	3	293	10.6	39	65	21:29	47.6
2012-13	MINNESOTA	NHL	48	18	20	38	2	16	7	0	4	182	9.9	41	58	20:40	33.3
2013-14	MINNESOTA	NHL	67	29	27	56	10	30	14	1	5	245	11.8	45	70	20:26	41.7
2014-15	MINNESOTA	NHL	74	33	29	62	21	41	11	0	3	259	12.7	56	86	19:11	16.7
2015-16	MINNESOTA	NHL	70	25	28	53	-3	36	7	0	7	234	10.7	42	71	19:18	0.0
2016-17	MINNESOTA	NHL	69	19	23	42	-3	30	6	0	4	194	9.8	69	46	17:25	61.5
2017-18	MINNESOTA	NHL	42	15	9	24	0	14	2	0	4	119	12.6	37	26	17:04	41.7
2018-19	MINNESOTA	NHL	74	28	33	61	-2	26	10	0	5	229	12.2	71	49	18:40	26.5
2019-20	MINNESOTA	NHL	69	25	21	46	-11	8	12	1	4	155	16.1	38	27	17:12	53.2
WILD TOTALS			513	192	190	382	14	201	69	2	36	1,617	11.9	399	434	18:45	42.2
NHL TOTALS			1,015	386	406	792	71	378	120	7	73	3,316	11.6	583	809	18:28	43.7

## PARISE'S CAREER PLAYOFF STATISTICS

SEASON	TEAM	LEAGUE	GP	G	A	PTS	+/-	PIM	PP	SH	GW	S	S%	BS	H	TOI	FO%
2005-06	NEW JERSEY	NHL	9	1	2	3	0	2	0	0	0	21	4.8	2	6	15:03	-
2006-07	NEW JERSEY	NHL	11	7	3	10	4	8	2	0	1	45	15.6	4	18	19:08	27.3
2007-08	NEW JERSEY	NHL	5	1	4	5	-5	2	1	0	0	20	5.0	1	11	18:29	-
2008-09	NEW JERSEY	NHL	7	3	3	6	2	2	1	0	1	29	10.3	2	17	19:02	40.0
2009-10	NEW JERSEY	NHL	5	1	3	4	0	0	1	0	1	20	5.0	3	4	20:44	25.0
2011-12	NEW JERSEY	NHL	24	8	7	15	-8	4	3	0	1	87	9.2	15	56	20:53	0.0
2012-13	MINNESOTA	NHL	5	1	0	1	-7	2	0	0	0	17	5.9	3	12	21:24	0.0
2013-14	MINNESOTA	NHL	13	4	10	14	-3	6	2	0	1	49	8.2	7	20	20:29	33.3
2014-15	MINNESOTA	NHL	10	4	6	10	0	4	1	1	0	20	20.0	9	22	18:53	0.0
2015-16	MINNESOTA	NHL															
2016-17	MINNESOTA	NHL	5	2	1	3	-4	8	1	0	0	19	10.5	3	5	19:27	50.0
2017-18	MINNESOTA	NHL	3	3	0	3	0	2	2	0	0	5	60.0	2	1	16:56	-
WILD TOTALS			36	14	17	31	-14	22	6	1	1	110	12.7	24	60	19:44	33.3
NHL TOTALS			97	35	39	74	-21	40	13	2	4	332	10.5	51	172	19:27	28.6





## 2019-20 HIGHLIGHTS

- Recorded career-best, three-game point/assist streak (0-3=3, 2/25-2/28).
- Notched an assist and skated season-high 19:20 at DET (2/27).
- Tallied assist for first point of season vs. CBJ (2/25).
- Blocked season-high five shots vs. NYR (2/13).
- Recorded season-high five shots vs. BOS (2/1).
- Skated 12:27 and led team with four hits in season debut vs. VAN (1/12).
- Underwent bilateral core muscle repair surgery (10/1).

## PLAYOFFS

- Second trip to Stanley Cup Playoffs.
- Ranked T-2nd in plus/minus rating and T-3rd in scoring amongst team defensemen during 2015 playoffs.
- Recorded an assist on the series-clinching goal in Game 6 of 2015 Eastern Conference Quarterfinal at OTT (4/26/15).
- Tallied as assist for first career playoff point in Game 5 of 2015 Eastern Conference Quarterfinal vs. OTT (4/24/15).
- Made Stanley Cup Playoff debut in Game 4 of 2015 Eastern Conference Quarterfinal at OTT (4/22/15).

## CAREER

- Set career highs in assists, points, TOI/game, PIM, blocked shots and hits in 2017-18.
- Ranked second on team in blocked shots and SHTOI and third in hits in 2017-18.
- Recorded career-high eight blocked shots vs. BOS (3/23/18).
- Posted an assist, led team with seven blocked shots and recorded career-high six shots on goal vs. PIT (2/9/18).
- Posted career-high eight hits vs. CGY (3/20/16) and at MTL (3/28/17).
- Finished third amongst team defensemen in hits in 2015-16.
- Logged a career-high 23:49 in TOI at CAR (4/7/16).
- Tallied first career NHL goal at BUF (3/16/16, Lehner).
- Led team defensemen in goals, assists and scoring in 2013-14. Point total ranked fifth on team.
- Ranked fourth among AHL defensemen with seven PPG in 2013-14.
- Ranked T-1st on team in PPG and GWG in 2012-13.
- Led team defensemen in goals and ranked third in shots on goal in 2012-13.
- Tallied one hit and one blocked shot in 9:43 of TOI in NHL debut at TB (3/9/13).
- Served as alternate captain during senior season at the University of Michigan in 2011-12.
- Ranked second on team in PIM in 2011-12.
- Advanced to the NCAA Frozen Four during his junior season in 2010-11. Recorded an assist in the NCAA National Championship as Michigan fell to the University of Minnesota Duluth 3-2 in overtime at Xcel Energy Center (4/9/11).
- The Wolverines advanced to the NCAA tournament all four seasons of his collegiate career (2008-12).

## CAREER TRANSACTIONS

- Signed by Minnesota as a free agent, July 1, 2018; Acquired by Dallas from Montreal along with Montreal's 2017 fourth-round selection (later traded to Los Angeles — Los Angeles selected Markus Phillips) in exchange for Jordie Benn, Feb. 27, 2017; Acquired by Montreal from Toronto along with Toronto's 2010 second-round selection (later traded to Chicago, later traded back to Toronto, later traded to Boston — Boston selected Jared Knight) in exchange for Mikhail Grabovski, July 3, 2008; Selected by Toronto in the fifth round (128th overall) of the 2008 NHL Entry Draft.
- Signed through 2020-21 season. Becomes an unrestricted free agent 2021-22.

## PERSONAL

- Wife, Stefani and daughter, Sunny.
- Charitable interests include anything with animals, kids and environmental causes, specifically with oceans.
- His all-time favorite video game to play is Golden Eye.
- If he had to pick two past or present players to skate with him for a 3-on-3 pond hockey tournament team, he would choose Sergei Fedorov and Steve Yzerman. #OurIce

## PATERYN VS. NHL

TEAM	GP	G	A	PTS	+/-	PIM	TEAM	GP	G	A	PTS	+/-	PIM	TEAM	GP	G	A	PTS	+/-	PIM
ANA	10	0	2	2	-1	0	EDM	7	0	0	0	-1	11	PIT	5	0	1	1	-3	2
ARI	6	0	1	1	-1	17	FLA	14	0	1	1	0	6	SJ	13	0	0	0	-6	7
BOS	7	0	1	1	-3	0	LA	9	0	2	2	0	2	STL	12	0	1	1	4	8
BUF	9	1	1	2	-2	11	MIN	5	0	1	1	-1	0	TB	13	0	2	2	-3	21
CAR	8	0	1	1	-2	0	MTL	5	0	1	1	1	4	TOR	8	0	2	2	3	0
CGY	8	0	0	0	1	2	NJ	7	0	1	1	2	6	VAN	10	0	0	0	-3	4
CHI	9	0	2	2	0	6	NSH	10	0	1	1	1	14	VGK	5	1	1	2	4	0
CBJ	9	0	2	2	-5	4	NYI	10	0	1	1	0	4	WAS	6	0	1	1	-4	2
COL	11	1	1	2	1	8	NYR	7	0	2	2	1	0	WPG	11	0	3	3	3	8
DAL	8	0	1	1	4	4	OTT	8	0	0	0	-2	7							
DET	10	0	2	2	0	2	PHI	7	1	0	1	-1	2							

## PATERYN'S PLAYOFF CAREER HIGHLIGHTS

Goals, Game: None	+/-, Game: 2 - at TB, 5/7/15	Assist Streak: 2g - 4/24-4/26/15
Assists, Game: 1 - three times	TOT, Game: 15:28 - vs. TB, 5/1/15	Point Streak: 2g - 4/24-4/26/15
Points, Game: 1 - three times	Shots, Game: 2 - 4/24/15 vs. OTT	
PIM, Game: None	Goal Streak: None	

## PATERYN'S CAREER STATISTICS

SEASON	TEAM	LEAGUE	GP	G	A	PTS	+/-	PIM	PP	SH	GW	S	S%	BS	H	TOI
2008-09	U. of Michigan	CCHA	28	0	5	5	-	32	-	-	-	-	-	-	-	-
2009-10	U. of Michigan	CCHA	33	1	5	6	-	18	-	-	-	-	-	-	-	-
2010-11	U. of Michigan	CCHA	40	3	14	17	-	28	-	-	-	-	-	-	-	-
2011-12	U. of Michigan	CCHA	41	2	13	15	-	65	-	-	-	-	-	-	-	-
2012-13	MONTREAL	NHL	3	0	0	0	0	0	0	0	0	0	-	1	2	9:36
	Hamilton	AHL	39	7	5	12	-12	27	4	0	3	78	9.0	-	-	-
2013-14	Hamilton	AHL	68	15	19	34	4	67	7	1	3	144	10.4	-	-	-
2014-15	MONTREAL	NHL	17	0	0	0	0	6	0	0	0	10	0.0	18	48	12:39
	Hamilton	AHL	53	3	12	15	-1	56	1	0	1	78	3.8	-	-	-
2015-16	MONTREAL	NHL	38	1	6	7	-8	49	0	0	0	32	3.1	52	100	16:45
	St. John's	AHL	3	0	0	0	-6	0	0	0	0	10	0.0	-	-	-
2016-17	MONTREAL	NHL	24	1	5	6	1	4	0	0	0	28	3.6	43	44	14:23
	DALLAS	NHL	12	0	3	3	-2	6	0	0	0	14	0.0	23	25	17:31
2017-18	DALLAS	NHL	73	1	12	13	6	50	0	0	0	100	1.0	148	155	19:37
2018-19	MINNESOTA	NHL	80	1	6	7	-11	41	0	0	0	100	1.0	118	144	17:07
2019-20	MINNESOTA	NHL	20	0	3	3	1	6	0	0	0	22	0.0	30	25	15:28
WILD TOTALS			100	1	9	10	-10	47	0	0	0	122	0.8	148	169	16:47
NHL TOTALS			267	4	35	39	-13	162	0	0	0	306	1.3	433	543	17:02

## PATERYN'S CAREER PLAYOFF STATISTICS

SEASON	TEAM	LEAGUE	GP	G	A	PTS	+/-	PIM	PP	SH	GW	S	S%	BS	H	TOI
2014-15	MONTREAL	NHL	7	0	3	3	2	0	0	0	0	6	0.0	4	14	10:58
NHL TOTALS			7	0	3	3	2	0	0	0	0	6	0.0	4	14	10:58

**No. 29**  
**GREG PATERYN**  
 (PA-tuhr-ihn)  
**DEFENSEMAN**  
 Shoots: Right  
 Ht: 6-3 • Wt: 220  
 Born: 6/20/90  
 Sterling Heights, MI, USA



**GREG PATERYN**  
**No. 29**



NO 49

VICTOR RASK

CENTER

Shoots: Left  
Ht: 6-2 • Wt: 193  
Born: 3/1/93  
Leksand, SWE



## 2019-20 HIGHLIGHTS

- Registered a minus rating six times - fewest on team.
- Set career high and ranked T-4th on team in plus/minus rating.
- All five of his goals either gave the Wild the lead or tied game.
- Tallied a point in consecutive games three times.
- Played in 400th career NHL game vs. FLA (1/20).
- Skated season-high 16:34 vs. DAL (1/18).
- Recorded GWG in 6-4 win at COL (12/27).
- Recorded GWG in 2-0 win at OTT (10/14).

## PLAYOFFS

- First trip to Stanley Cup Playoffs.

## CAREER

- Set a career high in FO% and ranked T-3rd on team in GWG and T-4th in PPG in 2017-18.
- Established career highs in assists and games played in 2016-17. Ranked T-2nd on the team in assists, T-3rd in scoring and T-4th in goals.
- Registered a career-best plus-4 rating and tied career best with three points (1-2=3) vs. CBJ (1/10/17).
- Recorded career-best, eight-game point streak (4-6=10, 10/13-10/30/16).
- Notched career-high seven shots on goal vs. NJ (3/27/16).
- Established career highs in goals and points in 2015-16. Ranked second on team in assists, T-2nd in scoring and third in goals.
- Skated career-best 24:50 vs. DET (10/10/15).
- Ranked fifth amongst NHL rookies in shots on goal and 10th in scoring in 2014-15.
- Ranked third amongst team forwards in TOI/game, T-3rd on team in assists, fourth in scoring and T-5th in goals in 2014-15.
- Recorded first career NHL assist and multi-point game (1-1=2) vs. CBJ (11/7/14).
- Tallied first career NHL goal vs. LA (11/2/14, Quick).
- Made NHL debut vs. NYI (10/10/14).
- Led team rookies in goals, assists and points in 2013-14.
- Recorded 10 points (5-5=10) in first 10 games with Charlotte (AHL) during first season of professional hockey in North America in 2013-14.
- Started 2012-13 season with Charlotte (AHL) and played 10 games before he was assigned to Calgary (WHL).
- His 11-game point streak (5-9=14, 3/21-4/18/13) was the longest by any player during the 2013 WHL postseason. Led team in playoff scoring.
- Ranked T-1st amongst WHL rookies in GWG (5), second in goals and PPG (14) and third in scoring in 2011-12.
- Led team in PPG, ranked second in goals, third in scoring and T-5th in assists in 2011-12. Earned Rookie of the Year honors for the Hitmen.
- Has represented Sweden at six IIHF World Championships.
- Ranked T-2nd on team in scoring with seven points (2-5=7) in 10 games to help Sweden win the gold medal at 2017 IIHF World Championship.
- Tallied four points (3-1=4) for Sweden at 2015 IIHF World Championship.
- Collected four points (2-2=4) in six games to help Sweden win silver medal at 2013 IIHF World Junior Championship.
- Played in six games at the 2012 IIHF World Junior Championship to help Sweden capture the gold medal at the event for the first time in 31 years.
- Earned five points (2-3=5) and a plus-5 rating in six games at the 2011 Under-18 World IIHF Junior Championship to help Sweden win a silver medal. Named one of Sweden's top three players in tournament.
- Totaled five points (3-2=5) and a plus-6 rating to help Sweden capture a silver medal at 2010 Under-18 IIHF World Championship.
- Skated in four games at 2009 Ivan Hlinka Memorial Tournament.

OUR STATE. OUR TEAM. OUR ICE. ∞ 2020 MINNESOTA WILD PLAYOFF GUIDE

## CAREER TRANSACTIONS

- Acquired by Minnesota from Carolina in exchange for Nino Niederreiter, Jan. 17, 2019; Selected by Carolina in the second round (42nd overall) of the 2011 NHL Entry Draft.
- Signed through 2021-22. Becomes an unrestricted free agent 2022-23.

## PERSONAL

- Lists New York as his favorite city to visit during the season.
- His favorite TV show to binge watch is Sons of Anarchy.
- Enjoys watching and playing soccer and lists Chelsea as his favorite team.
- If he had to pick two past or present players to skate with him for a 3-on-3 pond hockey tournament team, he would choose Elias Lindholm and Peter Forsberg. #OurIce

## RASK VS. NHL

TEAM	GP	G	A	PTS	+/-	PIM	TEAM	GP	G	A	PTS	+/-	PIM	TEAM	GP	G	A	PTS	+/-	PIM
ANA	12	3	3	6	0	2	EDM	11	0	6	6	4	2	PIT	20	0	6	6	-13	2
ARI	12	2	4	6	0	2	FLA	14	0	3	3	-8	2	SJ	10	2	4	6	-4	2
BOS	16	1	1	2	-10	8	LA	11	2	4	6	2	6	STL	10	1	5	6	-2	0
BUF	15	4	1	5	-3	0	MIN	8	2	4	6	-2	2	TB	14	2	6	8	3	0
CAR	3	0	1	1	-1	0	MTL	14	2	6	8	3	2	TOR	16	2	3	5	2	2
CGY	11	3	2	5	0	2	NJ	19	2	4	6	-3	4	VAN	8	2	3	5	-4	0
CHI	10	4	0	4	4	0	NSH	11	4	2	6	5	6	VGK	5	0	0	0	-1	6
CBJ	16	4	6	10	6	6	NYI	20	4	5	9	-2	6	WAS	18	4	4	8	-2	0
COL	12	4	0	4	-4	4	NYR	18	4	5	9	-4	4	WPG	11	3	1	4	-3	4
DAL	13	2	5	7	-1	4	OTT	12	2	6	8	6	2							
DET	14	3	6	9	6	0	PHI	21	2	3	5	-1	2							

## RASK'S PLAYOFF CAREER HIGHLIGHTS

NO NHL POSTSEASON EXPERIENCE

## RASK'S CAREER STATISTICS

SEASON	TEAM	LEAGUE	GP	G	A	PTS	+/-	PIM	PP	SH	GW	S	S%	BS	H	TOI	FO%
2011-12	Calgary	WHL	64	33	30	63	7	21	14	0	5	—	—	—	—	—	—
2012-13	Charlotte	AHL	10	1	4	5	7	0	0	0	0	10	10.0	—	—	—	—
	Calgary	WHL	37	14	27	41	14	16	6	0	4	—	—	—	—	—	—
2013-14	Charlotte	AHL	76	16	23	39	-3	20	4	0	1	160	10.0	—	—	—	—
2014-15	CAROLINA	NHL	80	11	22	33	-14	16	2	0	2	172	6.4	36	42	16:20	51.0
2015-16	CAROLINA	NHL	80	21	27	48	-6	24	5	0	5	160	13.1	34	32	16:59	51.2
2016-17	CAROLINA	NHL	82	16	29	45	-10	16	4	0	3	186	8.6	33	43	17:18	49.8
2017-18	CAROLINA	NHL	71	14	17	31	0	12	4	0	3	126	11.1	29	62	15:23	54.9
2018-19	CAROLINA	NHL	26	1	5	6	-3	4	0	0	0	25	4.0	8	25	12:02	45.1
	MINNESOTA	NHL	23	2	1	3	-1	4	0	0	0	30	6.7	4	15	12:11	50.5
2019-20	MINNESOTA	NHL	43	5	8	13	7	6	0	0	2	38	13.2	8	26	10:29	44.1
WILD TOTALS			66	7	9	16	6	10	0	0	2	68	10.3	12	41	11:05	46.7
NHL TOTALS			405	70	109	179	-27	82	15	0	15	737	9.5	152	245	15:21	50.6

## RASK'S CAREER PLAYOFF STATISTICS

YEAR	TEAM	LEAGUE	GP	G	A	PTS	+/-	PIM	PP	SH	GW	S	S%	BS	H	TOI	FO%
2012-13	Calgary	WHL	17	6	10	16	6	10	0	0	3	—	—	—	—	—	—
NHL TOTALS																	

NO NHL POSTSEASON EXPERIENCE

2020 MINNESOTA WILD PLAYOFF GUIDE ∞ OUR STATE. OUR TEAM. OUR ICE



VICTOR RASK

NO 49



## 2019-20 HIGHLIGHTS

- Set franchise record for plus/minus rating by a rookie.
- Goal and point total ranked fourth in team history by a rookie defenseman.
- Ranked T-4th amongst NHL rookies in plus/minus.
- Led team in plus/minus rating and ranked fifth in hits.
- Registered career-best four shots vs. NYR (2/13).
- Skated career-high 23:37 at CHI (12/15).
- Notched SHG goal vs. PHI (12/14) to become the fourth rookie and sixth defenseman in franchise history to record a SHG.
- Recorded two assists and tied franchise rookie record with a career-best, plus-4 rating vs. EDM (12/12).
- Tallied a goal in consecutive games for first career NHL goal/point streak (2-1=3, 12/3-12/5).
- Recorded two points (1-1=2), a plus-3 rating, four blocked shots and was named First Star at TB (12/5).
- Tallied first career GWG at FLA (12/3).
- Recorded first career NHL goal vs. ARI (11/16, Reimer).
- Tallied assist for first career NHL point and game-high four hits vs. EDM (10/22).
- Recorded career-high five hits at COL (10/5).

## PLAYOFFS

- Second trip to Stanley Cup Playoffs.
- Made Stanley Cup Playoff debut in Game 1 of 2018 Western Conference Quarterfinal at WPG (4/11/18) and appeared in first four games of series.

## CAREER

- Ranked third on team in PIM and fifth with a plus-6 rating in 2018-19.
- Ranked second amongst team defensemen in shots on goal (90) and fourth in scoring in 2018-19.
- Registered three shots and two hits in 15:26 in TOI in NHL debut vs. EDM (4/2/18).
- Led Iowa in plus/minus rating and ranked fifth in PIM in 2017-18.
- Ranked T-6th amongst rookie AHL defensemen in plus/minus rating in 2017-18.
- Made AHL debut vs. Chicago (4/13/17).
- Signed a two-year, entry-level contract with Minnesota (4/10/17).
- Returned to action in the 2017 NCAA Frozen Four after missing seven games due to a lower-body injury.
- The University of Minnesota-Duluth lost to Denver University, 3-2, in the NCAA Championship Game (4/8/17).
- Ranked second amongst team defensemen in shots on goal and third on team in PIM in 2016-17.
- Served as assistant captain and named to NCHC All-Academic Team his senior season.
- Led team in PIM and ranked fourth in blocked shots (39) in 2015-16.
- Ranked second amongst team defensemen in goals and third in scoring in 2014-15.
- Ranked third on team with 44 blocked shots and a plus-13 rating in 2014-15.
- Named to 2014-15 NCHC All-Academic Team.
- Ranked second on team in PIM, T-3rd with a plus-7 rating and fourth in blocked shots (30) during freshman season at Minnesota Duluth in 2013-14.
- Ranked fourth amongst team defensemen in scoring in 2013-14.
- Ranked first amongst NCHC rookies in PIM.
- Played two seasons with Spruce Grove in the Alberta Junior Hockey League (2011-13).

## CAREER TRANSACTIONS

- Selected by Minnesota in the fifth round (137th overall) of the 2013 NHL Entry Draft.
- Signed through 2019-20. Becomes a restricted free agent 2020-21.

## PERSONAL

- Charitable interests include You Can Play.
- Favorite hockey player growing up was Scott Stevens.
- Enjoys playing Fortnite.
- If he had to pick two past or present players to skate with him for a 3-on-3 pond hockey tournament team, he would choose Connor McDavid and Sidney Crosby. #OurIce

## SOUCY VS. NHL

TEAM	GP	G	A	PTS	+/-	PIM
ANA	3	0	0	0	-3	0
ARI	3	0	1	1	2	4
BOS	2	0	1	1	-1	0
BUF	1	0	0	0	0	0
CAR	2	1	0	1	1	0
CGY	3	0	0	0	1	0
CHI	2	0	0	0	1	0
CBJ	-	-	-	-	-	-
COL	4	1	0	1	0	4
DAL	3	1	0	1	1	0
DET	1	0	0	0	0	0

TEAM	GP	G	A	PTS	+/-	PIM
EDM	4	1	3	4	5	4
FLA	2	1	0	1	1	0
LA	3	0	0	0	1	2
MIN	-	-	-	-	-	-
MTL	1	0	0	0	1	0
NJ	1	0	0	0	-1	0
NSH	1	0	0	0	0	0
NYI	1	0	0	0	0	0
NYR	2	0	0	0	1	2
OTT	2	0	0	0	1	0
PHI	1	1	0	1	2	0

TEAM	GP	G	A	PTS	+/-	PIM
PIT	2	0	0	0	1	0
SJ	2	0	0	0	0	2
STL	1	0	0	0	0	0
TB	2	1	1	2	3	0
TOR	2	0	0	0	0	0
VAN	2	0	1	1	-1	0
VGK	2	0	0	0	-1	0
WAS	-	-	-	-	-	-
WPG	3	0	0	0	-1	2

## SOUCY'S PLAYOFF CAREER HIGHLIGHTS

Goals, Game: None

Assists, Game: None

Points, Game: None

PIM, Game: None

+/-, Game: Even – vs. WPG, 4/15/18

Shots, Game: 2 – at WPG, 4/13/18

TOI, Game: 15:04 – at WPG, 4/11/18

Goal Streak: None

Assist Streak: None

Point Streak: None

## SOUCY'S CAREER STATISTICS


SEASON	TEAM	LEAGUE	GP	G	A	PTS	+/-	PIM	PP	SH	GW	S	S%	BS	H	TOI
2013-14	U. of Minn-Duluth	NCHC	34	0	6	6	7	60	0	0	0	42	0.0	—	—	—
2014-15	U. of Minn-Duluth	NCHC	40	6	8	14	13	40	3	0	0	71	8.5	—	—	—
2015-16	U. of Minn-Duluth	NCHC	38	3	9	12	4	61	0	0	1	62	4.8	—	—	—
2016-17	Iowa	AHL	3	0	0	0	2	2	0	0	0	2	0.0	—	—	—
	U. of Minn-Duluth	NCHC	35	3	12	15	7	55	1	0	0	77	3.9	—	—	—
2017-18	MINNESOTA	NHL	3	0	0	0	-2	2	0	0	0	4	0.0	3	4	14:51
	Iowa	AHL	67	1	14	15	12	55	0	0	0	75	1.3	—	—	—
2018-19	Iowa	AHL	66	5	15	20	6	71	0	0	1	90	5.6	—	—	—
2019-20	MINNESOTA	NHL	55	7	7	14	16	18	0	1	1	61	11.5	50	69	15:38
WILD/NHL TOTALS			58	7	7	14	14	20	0	1	1	65	10.8	53	73	15:35

## SOUCY'S CAREER PLAYOFF STATISTICS

SEASON	TEAM	LEAGUE	GP	G	A	PTS	+/-	PIM	PP	SH	GW	S	S%	BS	H	TOI
2017-18	MINNESOTA	NHL	4	0	0	0	-3	0	0	0	1	2	0.0	8	3	13:34
2018-19	Iowa	AHL	11	0	2	2	-3	6	0	0	0	18	0.0	—	—	—
WILD/NHL TOTALS			4	0	0	0	-3	0	0	0	1	2	0.0	8	3	13:34

**NO 21**  
**CARSON**  
**SOUCY**  
 (SOO-see)  
**DEFENSEMAN**  
 Shoots: Left  
 Ht: 6-5 Wt: 210  
 Born: 7/27/94  
 Viking, AB, CAN





**NO 46**  
**JARED SPURGEON**  
(SPUHR-juhn)  
**DEFENSEMAN**  
Shoots: Right  
Ht: 5-9 • Wt: 167  
Born: 11/29/89  
Edmonton, AB, CAN



## 2019-20 HIGHLIGHTS

- Ranked T-11th amongst NHL defensemen in goals.
- Ranked second on team in blocked shots and TOI/game and fifth in PPP (13). PPP total tied career best.
- Notched first career hat trick at EDM (2/21) and became 12th different defenseman in NHL history to record natural hat trick.
- Recorded PPG vs. FLA (1/20) to become franchise leader in PPG by a defenseman.
- Tallied GWG vs. DAL (1/18) to become franchise leader in GWG by a defenseman.
- Notched three points (1-2=3) and plus-5 rating vs. OTT (11/29). Plus/minus rating tied franchise record. Second time in his career he has record a plus-5 rating.
- Blocked season-high seven shots at NYR (11/25).
- Skated in 600th career NHL game vs. EDM (10/22) to become third player in franchise history to reach milestone.

## PLAYOFFS

- Seventh trip to Stanley Cup Playoffs.
- Franchise's all-time leader in scoring and blocked shots, ranks T-1st in goals and games played and second in assists amongst team defensemen in playoffs.
- Led team in blocked shots and ranked second in TOI/game in 2017 playoffs.
- Led team in blocked shots and ranked first amongst team defensemen in scoring during 2016 playoffs.
- Led team in blocked shots, ranked T-1st in scoring amongst team defensemen and third in TOI/game during 2015 playoffs.
- Ranked second on team in TOI/game and blocked shots during 2014 playoffs.
- Tallied game-tying goal with 2:27 left in regulation in Game 7 of 2014 Western Conference Quarterfinal at COL (4/30/14).
- Recorded first career playoff goal in Game 4 of 2014 Western Conference Quarterfinal vs. COL (4/24/14, Varlamov).
- Made Stanley Cup Playoff debut in 2013 and led team in blocked shots.

## CAREER

- Franchise leader in goals, PPG and GWG by a defenseman, ranks second in games played, points, assists and shots on goal.
- Ranks fourth all-time in franchise history in plus/minus rating.
- Owns the fewest penalty minutes amongst NHL defensemen that have played in at least 500 games since entering the League in 2010-11.
- Set career high in TOI/game and tied career highs in PPP (13) and PPA (10) in 2017-18.
- Ranked 15th in NHL in TOI/game in 2017-18.
- Tallied GWG (and assist) for 200th career NHL point in 3-2 OT win vs. SJ (2/25/18).
- Skated in 500th career NHL game at NYR (2/23/18).
- Skated career-high 31:06 vs. COL (11/24/17).
- Ranked third in the NHL in plus/minus rating and 19th in TOI/game in 2016-17. Plus/minus rating was career best and ranks third in franchise history.
- Led team in blocked shots and ranked second in scoring and goals amongst team defensemen in 2016-17.
- Set career highs in PPG and blocked shots in 2015-16.
- Ranked T-1st in the NHL with three SHA in 2015-16.
- Led team in blocked shots, ranked second in TOI/game and plus/minus rating. Led team defensemen in goals and ranked second in scoring in 2015-16.
- Tallied career-high two PPG vs. CGY (3/24/16).
- Notched a career-best, six-game point streak (2-5=7, 11/5-11/17/15).
- Ranked third on team in blocked shots and TOI/game in 2014-15. Point total ranked second amongst team defensemen.
- Notched career-high six hits at FLA (11/24/14).
- Tallied goal and career-high eight shots vs. BUF (11/13/14).
- Recorded franchise-record nine blocked shots at COL (10/11/14).
- Ranked second in scoring amongst team defensemen and third in TOI/game in 2012-13.
- Set team record for defenseman with plus-5 rating (w/Clayton Stoner) at DAL (3/25/13).
- Led team defensemen in scoring and shots on goal in 2011-12. Ranked third on team in TOI/game, fourth in blocked shots and PPP (12).

- Recorded two PIM in 53 games during rookie season in 2010-11 to become third NHL defenseman to play in 50 or more games in a season and register two or fewer PIM (Tomas Kaberle 2001-02, Bill Quackenbush 1948-49).
- Notched first career NHL goal vs. EDM (2/22/11, Khabibulin).
- Recorded assist for first NHL point at CHI (1/25/11).
- Made NHL debut at CGY (11/29/10).
- Ranked fifth in assists and ninth in scoring amongst WHL defensemen in 2009-10.
- Ranked seventh with a plus-36 rating and T-14th in scoring amongst WHL defensemen in 2008-09.
- Member of 2008 Spokane Chiefs Memorial Cup championship team.

## CAREER TRANSACTIONS

- Signed as a free agent by Minnesota on Sept. 23, 2010; Selected by N.Y. Islanders in the sixth round (156th overall) of the 2008 NHL Entry Draft.
- Signed through 2026-27. Becomes an unrestricted free agent 2027-28.

## PERSONAL

- Charitable interests include Children's Hospital, Second Hand Hounds and Give 16.
- Wife, Danielle, and four children: sons, Zach and Jayce, and daughters Colbie and Myer.
- His first job was doing lawn care.
- If he had to pick two past or present players to skate with him for a 3-on-3 pond hockey tournament team, he would choose Bobby Orr and Wayne Gretzky. #OurIce

## SPURGEON VS. NHL

TEAM	GP	G	A	PTS	+/-	PIM	TEAM	GP	G	A	PTS	+/-	PIM	TEAM	GP	G	A	PTS	+/-	PIM
ANA	26	3	6	9	1	4	EDM	28	8	4	12	7	4	PIT	14	2	4	6	0	2
ARI	24	3	13	16	9	2	FLA	15	1	9	10	9	2	SJ	27	4	6	10	5	6
BOS	12	0	4	4	-4	4	LA	26	3	5	8	1	4	STL	37	2	6	8	3	4
BUF	13	4	3	7	8	4	MIN	-	-	-	-	-	TB	15	4	5	9	2	8	
CAR	13	1	11	12	0	0	MTL	15	3	3	6	2	6	TOR	15	2	5	7	-1	4
CGY	34	5	8	13	4	6	NJ	13	3	8	11	8	4	VAN	34	3	14	17	0	4
CHI	34	3	9	12	7	4	NSH	33	3	9	12	-9	6	VGK	5	2	2	4	0	0
CBJ	21	1	9	10	-2	6	NYI	15	3	5	8	6	2	WAS	10	2	3	5	-8	0
COL	44	5	9	14	12	8	NYR	15	2	2	4	-2	2	WPG	32	0	12	12	-2	4
DAL	35	6	10	16	-7	8	OTT	13	3	4	7	5	4							
DET	22	0	4	4	-7	2	PHI	13	1	6	7	3	0							

## SPURGEON'S PLAYOFF CAREER HIGHLIGHTS

**Goals, Game:** 2 – vs. DAL, 4/24/16  
**Assists, Game:** 2 – at DAL, 4/22/16  
**Points, Game:** 2 – three times  
**PIM, Game:** 4 – at DAL, 4/22/16

**+/-, Game:** 3 – vs. STL, 4/26/15  
**TOI, Game:** 29:37 – at COL, 4/17/14  
**Shots, Game:** 5 – vs. COL, 4/24/14  
**Goal Steak:** None

**Assist Streak:** 2g – 5/9-5/11/14  
**Point Streak:** 2g – four times


## SPURGEON'S CAREER STATISTICS

SEASON	TEAM	LEAGUE	GP	G	A	PTS	+/-	PIM	PP	SH	GW	S	S%	BS	H	TOI
2010-11	MINNESOTA	NHL	53	4	8	12	-1	2	2	0	1	38	10.5	45	37	15:04
	Houston	AHL	23	2	7	9	-5	10	1	0	0	34	5.9	-	-	-
2011-12	MINNESOTA	NHL	70	3	20	23	-4	6	2	0	1	92	3.3	95	36	21:35
2012-13	MINNESOTA	NHL	39	5	10	15	1	4	4	0	2	67	7.5	55	46	21:33
2013-14	MINNESOTA	NHL	67	5	21	26	15	16	2	0	1	91	5.5	107	80	22:38
2014-15	MINNESOTA	NHL	66	9	16	25	3	6	3	0	2	128	7.0	124	48	22:37
2015-16	MINNESOTA	NHL	77	11	18	29	11	14	5	0	2	122	9.0	157	51	22:41
2016-17	MINNESOTA	NHL	76	10	28	38	33	20	1	0	2	144	6.9	140	49	24:01
2017-18	MINNESOTA	NHL	61	9	28	37	-6	8	3	0	2	110	8.2	127	64	24:32
2018-19	MINNESOTA	NHL	82	14	29	43	-1	20	4	0	0	152	9.2	145	91	24:09
2019-20	MINNESOTA	NHL	62	12	20	32	-1	18	3	0	2	112	10.7	102	61	22:34
WILD/NHL TOTALS			653	82	198	280	50	114	29	0	15	1,056	7.8	1,097	563	22:22

## SPURGEON'S CAREER PLAYOFF STATISTICS

SEASON	TEAM	LEAGUE	GP	G	A	PTS	+/-	PIM	PP	SH	GW	S	S%	BS	H	TOI
2010-11	Houston	AHL	23	1	10	11	5	10	1	0	0	-	-	-	-	-
2012-13	MINNESOTA	NHL	5	0	0	0	-3	2	0	0	0	8	0.0	14	0	21:15
2013-14	MINNESOTA	NHL	13	3	3	6	0	2	1	0	0	22	13.6	26	21	24:04
2014-15	MINNESOTA	NHL	10	1	3	4	0	4	1	0	0	11	9.1	21	4	21:20
2015-16	MINNESOTA	NHL	6	2	3	5	1	4	2	0	0	10	20.0	19	10	26:00
2016-17	MINNESOTA	NHL	5	0	1	1	-1	0	0	0	0	13	0.0	10	6	25:20
2017-18	MINNESOTA	NHL	5	0	1	1	-4	0	0	0	0	3	0.0	8	3	21:48
WILD/NHL TOTALS			44	6	11	17	-7	12	4	0	0	67	9.0	98	44	23:16





NO 12  
ERIC  
STAAL

CENTER  
Shoots: Left  
Ht: 6-4 • Wt: 206  
Born: 10/29/84  
Thunder Bay, ON, CAN



## 2019-20 HIGHLIGHTS

- Led team in GWG and FOW, ranked T-1st in even-strength goals (14), third in scoring, goals and assists, T-3rd in PPG and multi-point games (9) and fourth in PPP (14).
- Played in 2020 NHL All-Star Game. Has played in six NHL All-Star Games (2020, 2018, 2011, 2009, 2008 and 2007).
- Recorded five-game assist streak (1-5=6, 1/16-2/1).
- Tallied three points (1-2=3) and season-best plus-3 rating at ARI (12/19).
- Skated season-high 24:03 at VGK (12/17).
- Recorded goal for 1,000th NHL point at CHI (12/15) - 89th player in NHL history (sixth active) to reach the milestone.
- Tallied two points (1-1=2) in 1,200th career NHL game vs. OTT (11/29) - 113th player to reach milestone.
- Recorded season-best, six-game point streak (4-5=9, 10/26-11/7).

## PLAYOFFS

- Sixth trip to Stanley Cup Playoffs.
- Ranked T-1st amongst team forwards in TOI/game during 2018 playoffs.
- Led team and ranked sixth in the NHL in goals and T-9th in scoring during 2009 playoffs.
- Led NHL in playoff scoring as Carolina won 2006 Stanley Cup.
- Set Carolina records for most assists, points, shots and longest point streak (15 games) in a playoff season in 2006.
- His first career playoff goal was the GWG in 2-1 overtime win in Game 3 of 2006 Eastern Conference Quarterfinal at MTL (4/26/06, Huet).
- Tied Hurricanes franchise record (John Anderson) with four assists in Game 2 of 2006 Eastern Conference Quarterfinal vs. MTL (4/24/06).

## CAREER

- One of five active NHL players to score 40 goals at least three times (Ovechkin, Stamkos, Kovalchuk, and Malkin).
- Ranks third amongst active NHL players in shots on goal, fifth in goals, T-5th in games played, sixth in GWG, seventh in scoring, eighth in PPG and 10th in assists.
- Member of the Triple Gold Club - won 2006 Stanley Cup and gold medals with Canada at 2007 IIHF World Championship and 2010 Olympics.
- Only player in NHL history who has played at least one game with three different brothers in his career (Jared, Jordan and Marc).
- Led team in goals (T-4th in NHL), PPG, points and shots, T-1st in multi-point games (17), second in takeaways (48), T-2nd in GWG and fourth in assists in 2017-18.
- Tied franchise record for goals in a season in 2017-18. Point total ranked third all-time.
- Recorded 14th career hat trick with season-high five points (3-2=5) and plus-4 rating vs. STL (2/27/18).
- Named NHL First Star of February in 2018 - first time in franchise history a Wild skater named player of the month.
- Tallied two goals vs. VGK (11/30/17) - has scored a goal against all 31 teams.
- Registered 500th career NHL assist at MTL (11/9/17).
- Set career high in plus/minus rating in 2016-17.
- Led team in goals, GWG (T-4th in NHL), shots and takeaways (51) and ranked second in scoring in 2016-17.
- Skated in 1,000th NHL game at WPG (3/19/17) - fifth player to reach milestone with Minnesota.
- Ranked second in the NHL in games played and T-11th with 62 takeaways in 2015-16.
- Finished second in the NHL in takeaways (77, career high), led team in scoring and assists and ranked third in goals in 2013-14.
- His 11-game point streak (8-9=17, 1/24-2/14/13) was the longest streak in the NHL in 2012-13.
- Led team in goals, assists and points in 2011-12 and ranked T-4th in the NHL in SHG (3) and fifth amongst NHL forwards in average TOI/game.
- Ranked T-7th in the NHL in PPG and GWG, T-11th in scoring and T-12th in goals in 2010-11.
- Named the 13th captain in Carolina history (1/20/10).
- Ranked second in the NHL in shots on goal (career high), T-5th in goals, T-7th in GWG and eighth in PPG in 2008-09.
- Served as captain of Team Staal at 2011 NHL All-Star Game.
- Named MVP of 2008 NHL All-Star Game scoring a pair of goals and assisting on game-winner to help Eastern Conference to an 8-7 victory.
- Named to the 2006 NHL Second All-Star Team.
- Ranked sixth in the NHL in scoring, eighth in goals and T-8th in PPG in 2005-06.
- Led AHL in SHG and plus/minus rating and ranked 10th in scoring in 2004-05. Played in 2005 AHL All-Star Game.
- Ranked fourth in shots on goal, T-9th in scoring and assists and 12th in goals amongst NHL rookies in 2003-04.
- Participated in the NHL YoungStars Game at the 2004 NHL All-Star Weekend at Xcel Energy Center (2/7/04).

- Tallied 209 points (81-128=209) and 99 PIM in 185 games during three seasons (2000-03) with Peterborough (OHL).
- Has also represented Canada at the 2001 Six Nations Tournament (gold), the 2002 IIHF World Under-18 Championship (alternate captain) and the 2008 (silver) and 2013 IIHF World Championships (captain).

## CAREER TRANSACTIONS

- Signed by Minnesota as a free agent on July 1, 2016; Acquired by New York Rangers from Carolina in exchange for Aleksa Saarela and a 2016 second-round selection (traded to Chicago who selected Artur Kayumov) and 2017 second-round selection (Luke Martin), Feb. 28, 2016; Selected by Carolina in the first round (2nd overall) of the 2003 NHL Entry Draft.
- Signed through 2020-21. Becomes an unrestricted free agent 2021-22.

## PERSONAL

- Helped form the Staal Family Foundation, which benefits children fighting cancer and their families.
- Wife, Tanya, and sons Parker, Levi and Finley.
- Enjoys eating Chinese food as his favorite cheat meal.
- If he had to pick two past or present players to skate with him for a 3-on-3 pond hockey tournament team, he would choose Wayne Gretzky and Joe Sakic. #OurIce

## STAAL VS. NHL

TEAM	GP	G	A	PTS	+/-	PIM	TEAM	GP	G	A	PTS	+/-	PIM	TEAM	GP	G	A	PTS	+/-	PIM
ANA	28	8	9	17	-2	26	EDM	24	8	19	27	7	10	PIT	57	23	32	55	10	40
ARI	26	15	8	23	-1	14	FLA	74	23	31	54	-14	38	SJ	24	14	10	24	2	20
BOS	51	17	21	38	-2	46	LA	24	7	6	13	-8	32	STL	30	12	12	24	4	20
BUF	50	15	31	46	-2	28	MIN	13	1	6	7	-4	14	TB	75	33	42	75	4	52
CAR	9	4	4	8	-4	4	MTL	50	22	23	45	9	40	TOR	49	24	27	51	-6	37
CGY	24	6	6	12	-7	10	NJ	53	8	19	27	-18	44	VAN	25	5	10	15	-8	4
CHI	28	7	15	22	-11	18	NSH	30	8	14	22	-2	12	VGK	8	6	6	12	5	0
CBJ	27	7	11	18	-8	4	NYI	53	24	26	50	10	20	WAS	79	30	44	74	3	59
COL	30	7	12	19	-6	44	NYR	54	14	23	37	-7	44	WPG	80	28	39	67	-2	50
DAL	32	13	12	25	-9	14	OTT	51	20	29	49	12	32							
DET	27	7	13	20	7	22	PHI	55	20	25	45	1	20							

## STAAL'S PLAYOFF CAREER HIGHLIGHTS

Goals, Game: 2 - three times  
Assists, Game: 4 - vs. MTL, 4/24/06  
Points, Game: 4 - vs. MTL, 4/24/06  
PIM, Game: 2 - nine times

+/-, Game: 3 - vs. NJ, 4/26/09  
TOI, Game: 26:10 - vs. MTL, 4/24/06  
Shots, Game: 7 - six times  
Goal Streak: 3g - 5/3-5/8/09

Assist Streak: 2g - six times  
Point Streak: 15g - 4/24-5/28/06

## STAAL'S CAREER STATISTICS

SEASON	TEAM	LEAGUE	GP	G	A	PTS	+/-	PIM	PP	SH	GW	S	S%	BS	H	TOI	FO%
2003-04	CAROLINA	NHL	81	11	20	31	-6	40	2	1	3	164	6.7	-	-	16:40	43.0
2004-05	Lowell	AHL	77	26	51	77	37	88	-	-	-	-	-	-	-	-	-
2005-06	CAROLINA	NHL	82	45	55	100	-8	81	19	4	4	279	16.1	36	43	19:39	42.6
2006-07	CAROLINA	NHL	82	30	40	70	-6	68	12	1	1	288	10.4	29	77	20:08	45.2
2007-08	CAROLINA	NHL	82	38	44	82	-2	50	14	0	7	310	12.3	33	99	21:38	44.9
2008-09	CAROLINA	NHL	82	40	35	75	15	50	14	1	8	372	10.8	37	61	21:03	45.3
2009-10	CAROLINA	NHL	70	29	41	70	4	68	13	0	5	277	10.5	18	75	20:43	41.8
2010-11	CAROLINA	NHL	81	33	43	76	-10	72	12	3	8	296	11.1	31	81	21:56	48.0
2011-12	CAROLINA	NHL	82	24	46	70	-20	48	7	3	3	262	9.2	35	48	21:33	52.5
2012-13	CAROLINA	NHL	48	18	35	53	5	54	3	1	4	152	11.8	24	35	20:60	52.0
2013-14	CAROLINA	NHL	79	21	40	61	-13	74	1	2	0	230	9.1	28	67	20:17	52.7
2014-15	CAROLINA	NHL	77	23	31	54	-13	41	7	0	4	244	9.4	27	65	18:51	51.3
2015-16	CAROLINA	NHL	63	10	23	33	-3	32	1	0	0	159	6.3	22	55	19:17	53.7
	NEW YORK	NHL	20	3	3	6	1	2	0	0	0	40	7.5	11	19	16:15	51.0
2016-17	MINNESOTA	NHL	82	28	37	65	17	34	4	1	8	211	13.3	39	42	18:36	49.1
2017-18	MINNESOTA	NHL	82	42	34	76	8	42	11	2	4	241	17.4	49	42	17:48	51.2
2018-19	MINNESOTA	NHL	81	22	30	52	-7	34	7	0	6	215	10.2	28	41	18:08	51.1
2019-20	MINNESOTA	NHL	66	19	28	47	-9	28	5	0	5	113	16.8	22	24	17:08	49.5
WILD TOTALS			311	111	129	240	9	138	27	3	23	780	14.2	138	149	17:58	50.3
NHL TOTALS			1,240	436	585	1,021	-47	818	132	19	70	3,853	11.3	469	874	19:35	48.2

## STAAL'S CAREER PLAYOFF STATISTICS

SEASON	TEAM	LEAGUE	GP	G	A	PTS	+/-	PIM	PP	SH	GW	S	S%	BS	H	TOI	FO%
2004-05	Lowell	AHL	11	2	8	10	-	12	-	-	-	-	-	-	-	-	-
2005-06	CAROLINA	NHL	25	9	19	28	0	8	7	0	1	87	10.3	13	25	19:48	42.0
2008-09	CAROLINA	NHL	18	10	5	15	-3	4	3	0	1	73	13.7	10	20	21:31	43.5
2015-16	NEW YORK	NHL	5	0	0	0	-7	4	0	0	0	7	0.0	3	9	16:05	62.2
2016-17	MINNESOTA	NHL	5	0	1	1	-1	0	0	0	0	12	0.0	4	9	18:54	52.1
2017-18	MINNESOTA	NHL	5	1	1	2	-3	2	0	0	0	14	7.1	1	11	18:24	62.2
WILD TOTALS			10	1	2	3	-4	2	0	0	0	26	3.8	5	20	18:39	57.2
NHL TOTALS			58	20	26	46	-14	18	10	0	2	193	10.4	31	74	19:49	46.9



ERIC STAAL

NO 12



**NO 32**  
**ALEX STALOCK**  
(STAY-lock)  
**GOALTENDER**  
Catches: Left  
Ht: 6-0 • Wt: 200  
Born: 7/28/87  
Saint Paul, MN, USA



## 2019-20 HIGHLIGHTS

- Set career highs in games played, starts, wins and shutouts. Shutout total ranked T-5th in the NHL.
- Went 11-4-1 with a 2.25 GAA, a .920 SV% and three shutouts in final 16 starts of season. Ranked T-2nd in the NHL in wins since Jan. 16.
- Posted a record of 12-4-2 with a 2.26 GAA, a .919 SV% and two shutouts in 20 home games (18 starts).
- Tied career high making seven straight starts and went 5-2-0 with a 2.59 GAA, a .919 SV% and one shutout (2/25-3/7).
- Made season-high 40 saves in a 3-2 win at SJ (3/5) and became fifth goalie in franchise history to record 20 wins in a season.
- Recorded a career-best, four-game win streak (2/21-2/28).
- Stopped all 24 shots faced in 5-0 win at CBJ (2/28).
- Stopped all 26 shots faced in 4-0 win vs. VGK (2/11).
- Made 27 saves in 7-0 win vs. DAL (1/18).
- Made 35 saves and tallied assist in 2-1 loss at CGY (1/9).
- Made 26 saves in a 3-2 shootout victory vs. DAL (12/1) in his 100th career NHL start.
- Made 26 saves in 2-0 win at OTT (10/14).

## PLAYOFFS

- Third trip to Stanley Cup Playoffs.
- Stopped 15-of-16 shots faced in relief of Devan Dubnyk in Game 5 of 2018 Western Conference Quarterfinal at WPG (4/20/18).
- Made first career playoff start and made 26 saves in a 4-1 loss in Game 6 of 2014 Western Conference Quarterfinal at LA (4/28/14).
- Made playoff debut in relief effort in Game 4 of 2014 Western Conference Quarterfinal at LA (4/24/14).

## CAREER

- Started career-best seven straight games (12/14-12/27/17).
- Registered first career shot on goal and first by a goalie in franchise history at 1:35 of third period vs. EDM (12/16/17). Led NHL goalies with three shots on goal.
- Stopped all 28 shots faced in a 2-0 win vs. TOR (12/14/17) to become first Minnesota native to record a shutout with the Wild.
- Made 18 saves in 5-1 win in Wild debut vs. OTT (3/30/17) to become 17th goalie to play for Wild, 15th to earn win, eighth to win debut and second Minnesota-born goalie to play for team.
- Ranked T-2nd in the AHL in SV%, fifth in minutes played, T-7th in shutouts, T-9th in GAA and 11th in wins in 2016-17.
- Posted a record of 11-7-4 with a 1.90 GAA, a .940 SV% and two shutouts in last 23 games with Iowa during 2016-17 season.
- Recorded first career NHL point with an assist at NYI (10/17/15).
- Made 28 saves in a 4-3 OT win with San Jose in his first career start at MIN (1/6/15).
- Made 19 saves in a 2-1 win vs. MIN (12/11/14) to become first Minnesota native to record a win against the Wild.
- Finished ninth in the NHL in GAA but did not play enough games to qualify amongst League leaders in 2013-14.
- Sharks nominee for Bill Masterton Memorial Trophy in 2013-14.
- Set a Sharks record for longest shutout streak at 178:55 (1/5-1/27/14).
- Made 24 saves at FLA (1/16/14) to record first career shutout. Posted second consecutive shutout vs. WPG (1/23/14).
- Set career highs with 44 saves and 46 shots faced, and stopped all five shootout attempts in a 3-2 shootout win vs. DAL (12/21/13).
- Made 38 saves to earn the win in his first career start, a 5-2 victory at OTT (10/27/13).
- Missed most of the 2011-12 season due to a leg injury suffered in an AHL game vs. Manchester (2/4/11).
- Made NHL debut trailing 3-0 vs. ARI (2/1/11) and stopped all nine shots faced in 29:47 to earn first NHL win, 5-3.
- Led the AHL in wins in 2009-10 and set an AHL rookie record. Ranked second in AHL in minutes played and fourth in saves.
- Selected to the 2010 AHL All-Rookie team and played in the 2010 AHL All-Star Game.
- Played three seasons at the University of Minnesota Duluth (2006-09). Finished collegiate career with school records for GAA (2.48), SV% (.910) and shutouts (9).
- Ranked first in the NCAA in minutes played and led the Bulldogs to the WCHA Playoff Championship and the 2009 NCAA West Regional Final.
- Named to the 2009 NCAA West First All-American Team and the 2009 WCHA First All-Star Team.
- Led WCHA freshmen goaltenders in all major categories and named to the 2007 WCHA All-Rookie Team.
- Led USHL in wins and SV%, ranked T-3rd in shutouts and sixth in GAA during 2005-06 season.

- Named the 2006 USHL Goaltender of the Year and to the RbK All-USHL First Team.
- Named the 2005 USHL Playoff MVP as Cedar Rapids won the Clark Cup.
- Helped South Saint Paul High School advance to semifinal of 2004 Minnesota Class A State High School Hockey Tournament and named to the All-Tournament Team.

## CAREER TRANSACTIONS

- Signed by Minnesota as a free agent on July 1, 2016; Acquired by Toronto along with Ben Smith and a conditional fourth-round selection in the 2018 NHL Entry Draft from San Jose in exchange for James Reimer and Jeremy Morin, Feb. 27, 2016; Selected by San Jose in the fourth round (112th overall) of the 2005 NHL Entry Draft.
- Signed through 2021-22. Becomes an unrestricted free agent 2022-23.

## PERSONAL

- Charitable interests include Jack's Basket and Shutout Suicide.
- His all-time favorite video game to play is Mario Kart on Nintendo 64.
- His first job was cutting grass at the South Saint Paul Airport.
- If he had to pick two past or present players to skate with him for a 3-on-3 pond hockey tournament team, he would choose Joe Thornton and Brent Burns. #OurIc

## STALOCK VS. NHL

TEAM	GP	W-L-OT	GAA	SHO	SV%	TEAM	GP	W-L-OT	GAA	SHO	SV%
ANA	5	2-1-0	2.71	0	0.892	EDM	8	4-2-0	2.42	0	0.917
ARI	2	1-1-0	2.73	0	0.879	FLA	5	2-2-0	2.82	1	0.905
BOS	5	0-2-2	2.99	0	0.905	LA	7	2-3-1	2.93	0	0.899
BUF	2	1-1-0	1.53	0	0.935	MIN	2	2-0-0	1.97	0	0.920
CAR	4	0-2-2	3.90	0	0.893	MTL	2	1-1-0	2.00	1	0.925
CGY	12	3-4-4	2.51	0	0.906	NJ	3	2-1-0	3.00	0	0.907
CHI	6	2-2-1	2.48	0	0.920	NSH	7	1-5-1	2.71	0	0.917
CBJ	5	4-0-0	2.28	1	0.919	NYI	4	0-2-2	2.99	0	0.899
COL	8	4-2-0	2.06	0	0.916	NYR	3	0-1-2	3.24	0	0.890
DAL	11	6-5-0	2.87	1	0.910	OTT	9	7-1-1	2.09	1	0.930
DET	1	1-0-0	1.02	0	0.962	PHI	5	3-0-0	2.19	0	0.896
PIT	4	0-0-1	2.59	0	0.908						
SJ	4	2-1-0	2.99	0	0.907						
STL	4	0-1-1	4.10	0	0.840						
TB	5	3-2-0	3.19	0	0.881						
TOR	1	1-0-0	0.00	1	1.000						
VAN	3	1-1-0	1.99	0	0.926						
VGK	3	2-1-0	1.69	1	0.940						
WAS	2	0-2-0	3.59	0	0.904						
WPG	9	4-3-0	2.34	2	0.897						

## STALOCK'S PLAYOFF CAREER HIGHLIGHTS

Saves, Game: 26 – at LA, 4/28/18  
Shots Faced, Game: 30 – at LA, 4/28/18  
Goals Allowed, Game: 4 – LA, 4/28/18  
Consecutive Starts: None

Winning Streak: None  
Losing Streak: None  
Shutouts: None

## STALOCK'S CAREER STATISTICS

SEASON	TEAM	LEAGUE	GP	W	L	OT	GA	GAA	SV	SV%	SO	MIN
2009-10	Worcester	AHL	61	39	19	0	155	2.63	1,522	0.908	4	3,533
2010-11	SAN JOSE	NHL	1	1	0	0	0	0.00	9	1.000	0	30
	Worcester	AHL	41	19	17	0	105	2.63	1,025	0.907	0	2,397
2011-12	Worcester	AHL	2	1	0	0	5	2.51	50	0.909	0	119
	Stockton	ECHL	6	5	1	0	17	2.83	180	0.914	0	360
	Peoria	AHL	3	2	0	0	2	1.13	53	0.964	1	106
2012-13	SAN JOSE	NHL	2	0	0	1	2	2.87	11	0.846	0	42
	Worcester	AHL	38	17	16	0	99	2.60	1,028	0.912	2	2,281
2013-14	SAN JOSE	NHL	24	12	5	2	39	1.87	532	0.932	2	1,252
2014-15	SAN JOSE	NHL	22	8	9	2	54	2.62	499	0.902	2	1,237
2015-16	SAN JOSE	NHL	13	3	5	2	33	2.94	252	0.884	0	674
	San Jose	AHL	2	2	0	0	4	1.96	53	0.930	0	122
	Toronto	AHL	3	1	2	0	8	2.66	78	0.907	0	181
2016-17	MINNESOTA	NHL	2	1	1	0	3	1.51	51	0.944	0	119
	Iowa	AHL	50	23	17	8	109	2.28	1,357	0.926	4	2,871
2017-18	MINNESOTA	NHL	28	10	10	4	71	2.85	716	0.910	1	1,495
2018-19	MINNESOTA	NHL	21	6	8	3	53	2.99	472	0.899	0	1,065
2019-20	MINNESOTA	NHL	38	20	11	4	97	2.67	985	0.910	4	2,177
WILD TOTALS			89	37	30	11	224	2.77	2,224	0.908	5	4,856
NHL TOTALS			151	61	49	18	352	2.61	3,527	0.909	9	8,091

## STALOCK'S CAREER PLAYOFF STATISTICS

SEASON	TEAM	LEAGUE	GP	W	L	GA	GAA	SV	SV%	SO	MIN
2009-10	Worcester	AHL	11	6	5	26	2.28	294	0.919	0	683
2013-14	SAN JOSE	NHL	3	0	1	4	2.05	52	0.929	0	117
2017-18	MINNESOTA	NHL	1	0	0	1	1.25	15	0.938	0	48
WILD TOTALS			1	0	0	1	1.25	15	0.938	0	48
NHL TOTALS			4	0	1	5	1.82	67	0.931	0	165





**No 20**  
**RYAN SUTER**  
(S00-tuhr)  
**DEFENSEMAN**  
Shoots: Left  
Ht: 6-1 • Wt: 206  
Born: 1/21/85  
Madison, WI, USA



## 2019-20 HIGHLIGHTS

- One of five defensemen in the NHL to reach the 40-assist mark in each of the last three seasons.
- Led team in TOI/game (ninth in NHL) and assists, ranked T-1st in PPP (18), second in scoring and multi-point games (11) and third in blocked shots.
- Ranked T-5th in assists, ninth in scoring and T-12th in PPP amongst NHL defensemen.
- Played in 600th game with Wild at ANA (3/8) - third defenseman and fourth player in team history to reach milestone.
- Recorded season-high seven shots and PPA vs. WPG (1/4) - moved into second place in franchise history in PPA.
- Talled three assists at CHI (12/15) to tie career high and franchise record for assists in a game by defenseman.
- Played in 1,100th NHL game vs. DAL (12/1) - 64th defenseman/195th player in NHL history to reach milestone.
- Set career high with plus-5 rating vs. OTT (11/29).
- Talled two points (1-1=2) at COL (10/5) to become ninth active defenseman to record 100 career multi-point games.

## PLAYOFFS

- 11th trip to Stanley Cup Playoffs.
- Ranks first amongst team defensemen in assists, shots on goal and hits, second in scoring, T-2nd in blocked shots and T-3rd in games played in playoffs.
- Led NHL in TOI/game during 2017 playoffs. Led team in PIM, ranked T-1st in points and assists and third in shots on goal.
- Ranked T-1st on team in plus/minus rating and fourth in the NHL in TOI/game during 2016 playoffs.
- Talled two assists and career-best plus-4 in Game 1 of 2016 Western Conference Quarterfinal at DAL (4/22/16).
- Ranked second on team in blocked shots and sixth in NHL in TOI/game during 2015 playoffs.
- Led defensemen and ranked T-3rd on team in playoff scoring in 2014. Ranked third in NHL in TOI/game.
- Skated a franchise playoff record 41:08 TOI in Game 1 of 2013 Western Conference Quarterfinal at CHI (4/30/13). Led NHL in TOI/game during 2013 playoffs.
- Scored overtime-forcing goal at 18:53 of the third period, and then assisted on GWG in Nashville's double overtime win in Game 2 of 2011 Western Conference Semifinal at VAN (4/30/11). Skated 42:01 in contest.

## CAREER

- Franchise's all-time leader in points, assists, PPA, shots on goal and TOI by a defenseman, ranks third in games played.
- Ranks second in team history in PPA, third in plus/minus rating and fourth in scoring.
- Ranks second amongst active NHL defensemen in assists and PPA, third in TOI/game and PPP, fourth in games played and fifth in scoring.
- Has appeared in three NHL All-Star Games: 2017, 2015 and 2012.
- Ranked second in NHL in TOI/game in 2017-18.
- Set a career high and franchise record for assists in a season by a defenseman in 2017-18. Point total tied career best/franchise record for a defenseman.
- Ranked T-6th amongst NHL defensemen in PPA (22, franchise record), T-10th in PPP (23) and T-11th in assists in 2017-18.
- Led team in PPP, ranked second in blocked shots and assists and fourth in scoring in 2017-18.
- Talled 400th career NHL assist vs. VGK (2/2/18) to become 11th defenseman in NHL history to record 200 assists with two teams.
- Set career highs in goals, PPG and plus/minus rating in 2016-17. Ranked T-1st in the NHL in plus/minus rating and third in TOI/game. His plus-34 rating ranks T-1st in franchise history.
- Recorded three points (1-2=3) in 1:59 span of third period vs. ANA (1/21/17) - fastest three points in team history.
- Talled PPG vs. MTL (1/12/17) to become franchise leader in PPP by a defenseman.
- Recorded two assists vs. NYI (12/29/16) to become all-time leading scorer amongst team defensemen.
- Set career highs in points, shots on goal and blocked shots during 2015-16 season.
- Ranked second in the NHL in TOI/game in 2015-16, seventh in assists and T-9th in scoring amongst NHL defensemen.
- Led team in assists, ranked second in blocked shots and shots on goal, third in scoring and T-3rd in plus/minus rating in 2015-16.
- Recorded career-high six hits at COL (10/8/15).
- Led NHL in TOI/game for third straight season in 2014-15.
- Ranked T-1st on team in assists, second in blocked shots and third in PIM in 2014-15.
- Averaged 29:25 in TOI/game in 2013-14 - highest total by a player since 2001-02 (Pronger, 29:28). Skated at least 30 minutes in 37 games.
- Led team in blocked shots, ranked T-1st in plus/minus rating, second in assists and third in shots on goal in 2013-14.
- Set first career hat trick vs. WSH (1/4/14, Holtyb) including two PPG in 42 seconds to become first Wild defenseman to record hat trick and score twice in less than a minute.
- Recorded career-best, seven-game assist streak (0-7=7, 12/11-12/23/13) - franchise record by a defenseman.
- Skated career high and franchise-record 36:51 at WSH (11/7/13).
- Named to the 2013 NHL First All-Star Team and finalist for James Norris Memorial Trophy (finished second in voting).
- Led NHL in TOI/game and ranked second in assists and third in scoring amongst defensemen in 2012-13.
- Scored first career NHL goal, added an assist and was a career-best plus-4 rating at CHI (12/21/05, Khabibulin).
- Notched an assist and logged 12:49 in NHL debut vs. SJ (10/5/05).
- Ranked second on Wisconsin with a plus-19 rating with 93 PIM and led team defensemen with 16 assists during freshmen campaign (2003-04). Named to the 2004 WCHA All-Rookie Team.
- Has competed in 14 international tournaments for the United States.
- Talled five assists in eight games and named one of the top three players for Team USA at 2019 IIHF World Championship.
- Served as alternate captain at 2016 World Cup of Hockey.
- Served as alternate captain, recorded three assists and led Team USA in TOI/game (23:27) at 2014 Olympics.
- Earned a silver medal at the 2010 Olympics serving as an alternate captain. Led the United States in TOI/game at 22:50, highlighted by a game-high 31:31 played in the Gold Medal Game. Tied for the Olympic tournament lead with plus-9 rating. T-1st on Team USA with four assists.
- Participated in the 2005, 2006, 2007 and 2009 IIHF World Championships.

- Served as captain at the 2005 IIHF World Junior Championship and named to the All-Tournament Team ranking first in scoring amongst defenseman with eight points (1-7=8).
- Helped United States capture its first-ever gold medal at 2004 IIHF World Junior Championship.
- Participated in the 2003 IIHF World Junior Championship and Under-18 IIHF World Championship.
- Won 2002-03 Bob Johnson Award, given annually to the U.S. player who excels in international competition. Won a gold medal at the 2002 IIHF Under-18 and Under-17 IIHF World Championships.

## CAREER TRANSACTIONS

- Signed by Minnesota as a free agent, July 4, 2012; Selected by Nashville in the first round (seventh overall) of the 2003 NHL Entry Draft.
- Signed through 2024-25. Becomes an unrestricted free agent 2025-26.

## PERSONAL

- Charitable interests include the Ronald McDonald House Charities Upper Midwest, where he serves as an official community ambassador with his wife.
- Enjoys watching and playing golf.
- His favorite cities to visit during the NHL season is Los Angeles and New York.
- If he had to pick two past or present players to skate with him for a 3-on-3 pond hockey tournament team, he would choose Matt Dumba and Jared Spurgeon. #OurIce

## SUTER VS. NHL

TEAM	GP	G	A	PTS	+/-	PIM	TEAM	GP	G	A	PTS	+/-	PIM	TEAM	GP	G	A	PTS	+/-	PIM
ANA	49	3	19	22	-6	26	EDM	52	5	20	25	8	24	PIT	19	1	8	9	-9	6
ARI	49	5	15	20	5	30	FLA	23	2	15	17	7	18	SJ	50	3	21	24	-9	34
BOS	20	2	11	13	-2	12	LA	49	1	24	25	-1	22	STL	74	5	31	36	16	34
BUF	18	2	14	16	7	8	MIN	26	3	7	10	5	26	TB	19	1	7	8	10	14
CAR	21	0	11	11	5	16	MTL	19	2	10	12	5	4	TOR	20	2	10	12	10	12
CGY	54	5	22	27	15	35	NIJ	20	2	14	16	-7	8	VAN	53	6	19	25	16	30
CHI	77	7	38	45	-1	58	NSH	34	2	18	20	-2	8	VGK	8	0	4	4	2	2
CBJ	59	2	30	32	12	44	NYI	19	1	10	11	7	4	WAS	21	5	8	13	-6	20
COL	65	5	33	38	16	30	NYR	19	0	7	7	-6	10	WPG	41	2	9	11	0	24
DAL	60	6	21	27	-3	39	OTT	20	4	9	13	12	10							
DET	64	4	26	30	-7	37	PHI	20	2	7	9	-3	10							

## SUTER'S PLAYOFF CAREER HIGHLIGHTS

**Goals, Game:** 1 – six times  
**Assists, Game:** 2 – four times  
**Points, Game:** 7 – seven times  
**PIM, Game:** 4 – three times

**+/-, Game:** 4 – at DAL, 4/22/16  
**TOI, Game:** 42:01 – at VAN, 4/30/11  
**Shots, Game:** 7 – at STL, 4/16/17  
**Goal Steak:** None


**Assist Streak:** 2g – five times  
**Point Streak:** 2g – six times

## SUTER'S CAREER STATISTICS

SEASON	TEAM	LEAGUE	GP	G	A	PTS	+/-	PIM	PP	SH	GW	S	%	BS	H	TOI
2004-05	Milwaukee	AHL	63	7	16	23	-	70	-	-	-	-	-	-	-	-
2005-06	NASHVILLE	NHL	71	1	15	16	7	66	0	0	0	84	1.2	86	38	17:21
2006-07	NASHVILLE	NHL	82	8	16	24	10	54	1	0	0	87	9.2	69	45	20:09
2007-08	NASHVILLE	NHL	76	7	24	31	3	71	1	0	1	138	5.1	75	57	20:35
2008-09	NASHVILLE	NHL	82	7	38	45	-16	73	3	0	3	143	4.9	93	87	24:16
2009-10	NASHVILLE	NHL	82	4	33	37	4	48	2	0	1	125	3.2	112	55	23:59
2010-11	NASHVILLE	NHL	70	4	35	39	20	54	1	0	1	115	3.5	84	64	25:12
2011-12	NASHVILLE	NHL	79	7	39	46	15	30	3	1	1	134	5.2	116	46	26:30
2012-13	MINNESOTA	NHL	48	4	28	32	2	24	3	0	1	91	4.4	74	33	27:16
2013-14	MINNESOTA	NHL	82	8	35	43	15	34	3	0	0	150	5.3	132	72	29:25
2014-15	MINNESOTA	NHL	77	2	36	38	7	48	1	0	1	150	1.3	127	69	29:04
2015-16	MINNESOTA	NHL	82	8	43	51	10	30	3	1	2	188	4.3	142	69	28:36
2016-17	MINNESOTA	NHL	82	9	31	40	34	36	4	1	1	165	5.5	105	72	26:55
2017-18	MINNESOTA	NHL	78	6	45	51	-1	34	1	0	2	149	4.0	138	78	26:47
2018-19	MINNESOTA	NHL	82	7	40	47	-8	41	3	1	2	136	5.1	109	78	26:42
2019-20	MINNESOTA	NHL	69	8	40	48	-6	12	2	0	2	111	7.2	93	48	24:38
WILD TOTALS			600	52	298	350	53	259	20	3	11	1,139	4.6	920	519	27:29
NHL TOTALS			1,142	90	498	588	96	655	31	4	18	1,965	4.6	1,555	912	25:11

## SUTER'S CAREER PLAYOFF STATISTICS

SEASON	TEAM	LEAGUE	GP	G	A	PTS	+/-	PIM	PP	SH	GW	S	%	BS	H	TOI
2006-07	NASHVILLE	NHL	5	1	0	1	0	8	0	0	0	9	11.1	6	3	20:09
2007-08	NASHVILLE	NHL	6	1	1	2	-2	4	0	0	0	6	16.7	6	5	21:12
2009-10	NASHVILLE	NHL	6	0	0	0	-1	0	0	0	0	16	0.0	9	11	24:09
2010-11	NASHVILLE	NHL	12	1	5	6	2	6	0	0	0	23	4.3	21	21	28:51
2011-12	NASHVILLE	NHL	10	1	3	4	-3	4	1	0	0	30	3.3	14	12	28:50
2012-13	MINNESOTA	NHL	5	0	0	0	-5	4	0	0	0	5	0.0	10	10	31:37
2013-14	MINNESOTA	NHL	13	1	6	7	-5	4	1	0	0	29	3.4	28	25	29:13
2014-15	MINNESOTA	NHL	10	0	3	3	-8	0	0	0	0	13	0.0	20	15	26:59
2015-16	MINNESOTA	NHL	6	0	3	3	3	4	0	0	0	10	0.0	14	10	29:17
2016-17	MINNESOTA	NHL	5	1	2	3	-3	10	1	0	0	15	6.7	7	6	29:06
2017-18	MINNESOTA	NHL														
WILD TOTALS			39	2	14	16	-18	22	2	0	0	72	2.8	79	66	28:57
NHL TOTALS			78	6	23	29	-22	44	3	0	0	156	3.8	135	118	27:36



**NO 36**  
**MATS**  
**ZUCCARELLO**  
(zoo-ka-REHL-oh)  
**RIGHT WING**  
Shoots: Left  
Ht: 5-8 · Wt: 178  
Born: 9/1/87  
Oslo, NOR



## 2019-20 HIGHLIGHTS

- Ranked T-4th on team in goals and fifth in scoring, assists and multi-point games (8).
- Tallied two assists at LA (3/7).
- Registered season-high six shots vs. WPG (1/4).
- Recorded season best plus-3 rating and tied season high with three points (1-2=3) at ARI (12/19).
- Skated season-high 20:25 at VGK (12/17).
- Notched two, three-game goal streaks: 3-2=5, 12/3-12/7 and 3-1=4, 10/30-11/5.
- Recorded three points (1-2=3) including GWG at TB (12/5).
- Tallied five-game point streak (3-3=6, 10/29-11/7).

## PLAYOFFS

- Eighth trip to Stanley Cup Playoffs.
- Ranked T-1st on the team in scoring, second in takeaways (10), T-2nd in assists and T-3rd in goals during the 2018 playoffs.
- Tied for the team lead in goals and takeaways (10), ranked T-2nd in points and fourth in TOI/game (20:32) during 2017 playoffs.
- Recorded two goals, including GWG in Game 6 of 2017 Eastern Conference Quarterfinal vs. MTL (4/22/17) for first career multi-goal playoff game.
- Registered first career Stanley Cup Playoff GWG in Game 2 of 2016 Eastern Conference Quarterfinal at PIT (4/16/16).
- Established career highs in games played, goals, assists, points, plus-minus rating and shots on goal during 2014 playoffs.
- Ranked second amongst NHL forwards in blocked shots during 2014 playoffs.
- Ranked T-2nd on team (T-8th in NHL) in plus/minus rating, T-3rd in assists, T-4th in goals and points and fifth in shots on goal and hits during 2014 playoffs.
- Tallied playoff career-bests with three assists in Game 5 of 2014 Eastern Conference Semifinal at PIT (5/9/14) and three points (1-2=3) in Game 1 of 2014 Eastern Conference Final at MTL (5/17/14).
- Ranked second on team in assists and scoring during 2013 playoffs.
- Tallied first career Stanley Cup Playoff goal in Game 7 of 2013 Eastern Conference Quarterfinal at WSH (5/13/13, Holby).
- Made Stanley Cup Playoff debut in Game 1 of the 2011 Eastern Conference Quarterfinal at WSH (4/13/11).

## CAREER

- All-time leader in games played, goals, assists and points by a Norwegian-born player in NHL history.
- Ranks T-7th in the NHL in shootout goals since entering the league in 2010.
- Established a career high with 16 PPA and ranked T-6th in the NHL with four shootout goals in 2017-18.
- Led team in assists, points, PPA, takeaways (69) and shootout goals, ranked T-2nd in PPP (17) and third in shots on goal in 2017-18. Ranked first amongst team forwards in TOI/game.
- Tallied career-high four points (1-3=4) at TOR (10/7/17).
- Registered 200th career NHL assist vs. NYI (1/13/18).
- Tallied a power play assist on overtime goal in 2018 Bridgestone NHL Winter Classic vs. BUF (1/1/18).
- Established career-highs in assists, takeaways (70) and shots on goal in 2016-17. Ranked T-5th in the NHL in shootout goals (4), seventh in takeaways and T-7th in even-strength assists (35).
- Led team in assists, points, takeaways and shootout goals (4) in 2016-17.
- Notched an assist and career-high nine shots vs. TOR (1/13/17).
- Recorded career-highs in games played, goals, points, PPG and PPP (18) in 2015-16.
- Led team in points, shootout goals (3) and game-deciding goals (2), ranked second in goals, assists, PPG and takeaways (59), T-2nd in even strength goals (19) and T-4th in GWG in 2015-16.
- Named a finalist for the 2016 Bill Masterton Memorial Trophy.
- Registered first career NHL hat trick in a 3-1 win vs. TOR (10/30/15, Bernier).
- Notched a career-high in plus/minus rating in 2014-15.
- Ranked second on team in takeaways (60), third in assists, fifth in points and T-5th in GWG in 2014-15.
- Tallied three points (1-2=3) including GWG in third period of a 5-4 win vs. MIN (10/27/14). First time in career he tallied three points in one period. GWG was also his 31st career NHL goal to become all-time leader in career goals by a Norwegian-born player.
- Notched an assist at DAL (12/29/14) to become the all-time leader in career points by a Norwegian-born player in league history.
- Recorded a career-high, seven-game point streak (4-5=9, 1/31-2/12/15).
- Led team in scoring, ranked T-1st in assists and shootout goals (3), third in goals, T-3rd in GWG and plus/minus rating and fourth in PPP (17) in 2013-14.
- Registered first career SHG and two assists at EDM (3/30/14).
- Registered two points (1-1=2) and a plus-2 rating for the Eastern Conference at the 2012 AHL All-Star Game.
- Ranked T-2nd in the NHL in game-deciding goals (3) and T-5th in shootout goals (5) in 2010-11.
- Registered two points (1-1=2) including GWG in overtime for first career NHL goal vs. CAR (1/5/11, Ward).
- Recorded first career NHL point (assist) in second career NHL game vs. NYI (12/27/10).
- Tallied a shootout goal and registered two shots on goal in 17:52 of ice time in NHL debut vs. TB (12/23/10). Became seventh Norwegian to play in the NHL.
- Led the Swedish Hockey League in scoring in 2009-10 and captured the Guldhjälmen award as the league's Most Valuable Player.
- Has represented Norway in 10 international tournaments including the 2014 and 2010 Winter Olympics.
- Registered four points (1-3=4) in six games to help Team Europe finish as the runner-up at the 2016 World Cup of Hockey. Ranked T-1st on Team Europe in scoring and plus/minus rating and T-5th in the tournament in assists and points.
- Tallied five points (2-3=5) in three games to help Norway qualify for the 2018 Winter Olympics.
- Played for Norway at the 2016, 2010, 2009 and 2008 IIHF World Championships, the 2007 (Div. 1) and 2006 IIHF World Junior Championships and the 2005 (Div. 1) and 2004 IIHF World Under-18 Championships.

- Registered three points (1-2=3) in seven games for Norway at the 2016 IIHF World Championship.
- Skated in three games at the 2014 Winter Olympics and led team forwards in TOI/game (22:25).
- Ranked third on team in scoring at 2010 Winter Olympics.
- Led Norway with three goals in six games at the 2009 IIHF World Championship.
- Ranked T-6th in scoring at the 2007 IIHF World Junior Championship (Div. 1) with seven points (2-5=7) in five games.
- Helped Norway capture a gold medal at the 2005 World Under-18 Championship (Div. 1).
- Made international debut with Norway at 2004 IIHF Under-18 World Championship in Belarus and recorded five points (2-3=5) in five contests.

## CAREER TRANSACTIONS

- Signed by Minnesota as a free agent, July 1, 2010; Acquired by Dallas from the New York Rangers in exchange for a 2019 second-round selection (Matthew Robertson) and a 2020 third-round selection, March 23, 2019; Signed by New York Rangers as a free agent, May 26, 2010.
- Signed through 2023-24 season. Becomes an unrestricted free agent 2024-25.

## PERSONAL

- Established The Zuccarello Foundation in 2016 to assist and help grow Norwegian grass root and youth hockey throughout the country.
- His first job was a lifeguard at an indoor waterpark.
- Enjoys watching and playing soccer and lists the Manchester United as his favorite team.
- If he had to pick two past or present players to skate with him for a 3-on-3 pond hockey tournament team, he would choose Peter Forsberg and Pavel Bure. #OurIce

## ZUCCARELLO VS. NHL

TEAM	GP	G	A	PTS	+/-	PIM	TEAM	GP	G	A	PTS	+/-	PIM	TEAM	GP	G	A	PTS	+/-	PIM
ANA	17	5	7	12	5	8	EDM	14	4	11	15	11	2	PIT	31	6	14	20	-2	14
ARI	14	1	9	10	0	0	FLA	23	13	11	24	6	4	SJ	16	3	9	12	4	0
BOS	18	3	8	11	-1	8	LA	17	3	8	11	-1	4	STL	14	6	3	9	-4	9
BUF	22	5	11	16	1	6	MIN	12	2	8	10	5	0	TB	21	6	8	14	3	16
CAR	33	8	22	30	12	10	MTL	21	1	5	6	-3	10	TOR	19	10	12	22	10	2
CGY	14	2	3	5	-1	6	NJ	28	6	14	20	13	10	VAN	14	4	8	12	4	4
CHI	14	3	5	8	0	6	NSH	15	0	8	8	-1	10	VGK	6	2	3	5	-3	0
CBJ	25	6	6	12	-13	14	NYI	32	4	11	15	-21	12	WAS	24	2	8	10	-2	10
COL	17	4	11	15	5	12	NYR	2	0	0	0	-1	0	WPG	17	5	4	9	-9	16
DAL	15	2	8	10	2	6	OTT	16	5	9	14	9	12							
DET	18	4	7	11	1	8	PHI	27	4	12	16	2	14							

## ZUCCARELLO'S PLAYOFF CAREER HIGHLIGHTS

**Goals, Game:** 2 – vs. MTL, 4/22/17  
**Assists, Game:** 3 – at PIT, 5/9/14  
**Points, Game:** 3 – two times  
**PIM, Game:** 6 – at MTL, 4/14/17

**+/-, Game:** 2 – eight times  
**Assists, Game:** 27:13 – at OTT, 4/29/17  
**Shots, Game:** 7 – at PIT, 4/23/16  
**Goal Steak:** None

**Assist Streak:** 4g – 4/25-5/1/19  
**Point Streak:** 4g – 4/25-5/1/19

## ZUCCARELLO'S CAREER STATISTICS

SEASON	TEAM	LEAGUE	GP	G	A	PTS	+/-	PIM	PP	SH	GW	S	S%	BS	H	TOI	FO%
2008-09	MODO	Sweden	35	12	28	40	10	38	–	–	–	–	–	–	–	–	–
2009-10	MODO	Sweden	55	23	41	64	6	62	–	–	–	–	–	–	–	–	–
2010-11	NEW YORK	NHL	42	6	17	23	3	4	0	0	2	74	8.1	19	56	14:10	53.3
	Hartford/CT	AHL	36	13	16	29	2	16	3	0	2	107	12.1	–	–	–	–
2011-12	NEW YORK	NHL	10	2	1	3	0	6	1	0	1	20	20.0	3	8	10:03	–
	Connecticut	AHL	37	12	24	36	5	22	5	0	1	92	13.0	–	–	–	–
2012-13	NEW YORK	NHL	15	3	5	8	10	8	0	0	0	27	11.1	15	27	16:25	0.0
	Magnitogorsk	KHL	44	11	17	28	–	30	–	–	–	–	–	–	–	–	–
2013-14	NEW YORK	NHL	77	19	40	59	11	32	4	1	4	170	11.2	41	116	17:08	37.5
2014-15	NEW YORK	NHL	78	15	34	49	17	45	0	0	3	154	9.7	42	120	17:16	43.2
2015-16	NEW YORK	NHL	81	26	35	61	2	34	7	0	4	166	15.7	69	88	18:29	45.5
2016-17	NEW YORK	NHL	80	15	44	59	15	26	5	0	3	189	7.9	52	85	18:50	46.2
2017-18	NEW YORK	NHL	80	16	37	53	-10	36	1	0	3	178	9.0	67	62	18:55	26.3
2018-19	NEW YORK	NHL	46	11	26	37	-11	24	3	0	1	99	11.1	42	57	20:01	33.3
	DALLAS	NHL	2	1	2	3	3	0	0	0	0	5	20.0	1	0	15:59	–
2019-20	MINNESOTA	NHL	65	15	22	37	-9	18	3	0	2	96	15.6	36	13	15:56	64.3
WILD TOTALS			65	15	22	37	-9	18	3	0	2	96	15.6	36	13	15:56	64.3
NHL TOTALS			576	129	263	392	31	233	24	1	23	1,168	11.0	387	632	17:34	36.8

## ZUCCARELLO'S CAREER PLAYOFF STATISTICS

SEASON	TEAM	LEAGUE	GP	G	A	PTS	+/-	PIM	PP	SH	GW	S	S%	BS	H	TOI	FO%
2010-11	NEW YORK	NHL	1	0	0	0	0	2	0	0	0	1	0.0	0	0	7:34	–
	Connecticut	AHL	2	1	2	1	4	0	0	0	0	1	100	–	–	–	–
2012-13	NEW YORK	NHL	12	1	6	7	-2	4	0	0	0	22	4.5	7	22	16:22	0.0
2013-14	NEW YORK	NHL	25	5	8	13	7	20	0	0	0	54	9.3	28	54	17:41	33.3
2014-15	NEW YORK	NHL	5	0	2	2	1	0	0	0	0	13	0.0	4	10	14:35	0.0
2015-16	NEW YORK	NHL	5	1	1	2	-2	4	0	0	1	12	8.3	3	12	18:21	50.0
2016-17	NEW YORK	NHL	12	4	3	7	0	16	1	0	1	25	16.0	10	31	20:33	0.0
2018-19	DALLAS	NHL	13	4	7	11	2	6	1	0	1	22	18.2	10	10	17:07	–
NHL TOTALS			73	15	27	42	6	52	2	0	3	149	10.1	62	139	17:32	22.2



# PLAYERS GAME-BY-GAME

## #25 JONAS BRODIN

OPP.	DATE	G	A	P	+/-	PIM	SOG	TOI
@ NSH	10/3	0	0	0	-2	0	1	21:40
@ Col	10/5	0	0	0	-1	2	1	18:24
@ WPG	10/10	0	0	0	-2	0	1	18:38
PIT	10/12	0	1	1	1	0	2	20:18
@ OTT	10/14	0	0	0	1	0	4	21:29
@ TOR	10/15	0	0	0	-1	0	0	20:00
@ MTL	10/17	0	0	0	0	0	1	21:29
MTL	10/20	0	0	0	-1	0	0	18:20
EDM	10/22	0	0	0	0	0	1	20:58
@ NSH	10/24	0	0	0	-1	0	3	19:57
LA	10/26	0	1	1	2	0	1	21:27
@ DAL	10/29	0	0	0	0	2	1	21:13
@ STL	10/30	0	0	0	0	0	2	17:38
STL	11/2	0	1	1	-2	0	1	23:04
@ ANA	11/5	0	0	0	0	0	1	21:16
@ SJ	11/7	0	0	0	0	0	0	21:14
@ ARI	11/9	0	0	0	0	0	1	22:48
@ LA	11/12	0	0	0	0	0	0	21:14
ARI	11/14	0	1	1	1	0	3	23:50
CAR	11/16	0	1	1	2	0	1	19:29
@ BUF	11/19	1	0	1	2	0	2	22:07
COL	11/21	0	0	0	0	0	1	20:03
@ BOS	11/23	0	0	0	1	0	0	20:39
@ NYR	11/25	0	0	0	0	0	0	23:48
@ NJ	11/26	0	0	0	0	0	2	21:32
OTT	11/29	0	2	2	-1	2	2	21:18
DAL	12/1	0	0	0	0	0	1	25:53
@ FLA	12/3	0	1	1	2	0	1	27:31
@ TB	12/5	0	2	2	3	0	0	23:31
@ CAR	12/7	0	1	1	1	0	3	20:04
ANA	12/10	0	0	0	0	0	3	26:25
EDM	12/12	0	0	0	2	0	0	22:32
PHI	12/14	0	2	2	2	0	1	18:23
@ CHI	12/15	0	0	0	0	0	1	22:35
@ VGK	12/17	0	0	0	0	0	1	18:21
@ ARI	12/19	0	1	1	3	0	2	22:34
WPG	12/21	0	0	0	-3	0	2	20:54
CGY	12/23	0	1	1	1	0	1	20:39
@ COL	12/27	0	1	1	0	0	4	18:38
NYI	12/29	0	0	0	0	0	1	16:28
TOR	12/31	0	0	0	-1	0	1	19:46
WPG	1/4	0	0	0	0	0	2	19:54
CGY	1/5	0	0	0	1	0	3	25:44
@ CGY	1/9	0	0	0	0	0	2	22:25
VAN	1/12	0	1	1	0	2	0	19:11
@ PIT	1/14	0	0	0	0	0	0	26:18
TB	1/16	0	0	0	-1	0	2	18:42
DAL	1/18	0	1	1	1	0	1	23:09
FLA	1/20	0	1	1	0	0	0	21:13
DET	1/22	0	0	0	3	0	2	21:36
BOS	2/1	0	0	0	0	2	4	22:37
CHI	2/4	0	0	0	-2	0	2	24:42
VAN	2/6	0	0	0	1	2	3	22:53
@ DAL	2/7	0	1	1	1	4	0	20:19
COL	2/9	0	0	0	-1	0	2	21:34
VGK	2/11	0	1	1	1	0	1	19:32
NYR	2/13	1	1	2	1	0	4	23:57
SJ	2/15	0	0	0	-1	0	3	19:31
@ VAN	2/19	0	0	0	-1	2	2	23:13
@ EDM	2/21	0	0	0	-1	0	2	25:59
STL	2/23	0	0	0	0	0	2	22:18
CBJ	2/25	0	1	1	2	0	1	23:23
@ DET	2/27	0	1	1	4	0	1	19:30
@ CBJ	2/28	0	1	1	1	0	2	21:02
WSH	3/1	0	0	0	-2	0	1	19:48
NSH	3/3	0	0	0	0	2	2	19:43
@ SJ	3/5	0	0	0	1	0	2	23:28
@ LA	3/7	0	1	1	-1	0	1	22:48
@ ANA	3/8	0	0	0	-1	4	2	24:27
VGK	3/12	GAME CANCELLED DUE TO COVID-19						
@ PHI	3/14	GAME CANCELLED DUE TO COVID-19						
NSH	3/15	GAME CANCELLED DUE TO COVID-19						
CHI	3/17	GAME CANCELLED DUE TO COVID-19						
@ CHI	3/19	GAME CANCELLED DUE TO COVID-19						
@ WPG	3/20	GAME CANCELLED DUE TO COVID-19						
COL	3/23	GAME CANCELLED DUE TO COVID-19						
NJ	3/26	GAME CANCELLED DUE TO COVID-19						
BUF	3/28	GAME CANCELLED DUE TO COVID-19						
@ STL	3/29	GAME CANCELLED DUE TO COVID-19						
@ NYI	3/31	GAME CANCELLED DUE TO COVID-19						
@ WSH	4/2	GAME CANCELLED DUE TO COVID-19						
@ NSH	4/4	GAME CANCELLED DUE TO COVID-19						
TOTALS	69	2	26	28	15	24	103	21:33

## #6 RYAN DONATO

OPP.	DATE	G	A	P	+/-	PIM	SOG	TOI
@ NSH	10/3	0	0	0	-1	0	2	13:28
@ Col	10/5	0	0	0	-1	0	3	11:07
@ WPG	10/10	0	0	0	1	0	0	10:37
PIT	10/12	HEALTHY SCRATCH						
@ OTT	10/14	0	0	0	1	0	2	11:36
@ TOR	10/15	0	1	1	0	0	5	14:05
@ MTL	10/17	0	0	0	0	0	1	13:54
MTL	10/20	0	0	0	0	0	0	8:38
EDM	10/22	0	0	0	0	2	0	9:32
@ NSH	10/24	0	0	0	0	0	0	11:36
LA	10/26	0	1	1	1	0	0	10:25
@ DAL	10/29	0	0	0	0	0	1	6:59
@ STL	10/30	HEALTHY SCRATCH						
STL	11/2	0	0	0	-1	0	0	7:27
@ ANA	11/5	0	0	0	0	0	1	9:19
@ SJ	11/7	1	0	1	0	0	1	7:51
@ ARI	11/9	0	0	0	0	0	0	8:05
@ LA	11/12	0	0	0	0	0	1	9:54
ARI	11/14	0	0	0	0	0	2	8:20
CAR	11/16	0	0	0	-1	0	2	8:03
@ BUF	11/19	0	0	0	0	0	0	7:59
COL	11/21	0	0	0	0	0	2	7:04
@ BOS	11/23	0	0	0	1	0	0	9:13
@ NYR	11/25	1	0	1	1	0	5	7:30
@ NJ	11/26	0	1	1	1	0	1	10:47
OTT	11/29	1	0	1	1	0	2	13:23
DAL	12/1	0	0	0	0	4	2	9:23
@ FLA	12/3	HEALTHY SCRATCH						
@ TB	12/5	0	0	0	0	0	1	10:58
@ CAR	12/7	1	0	1	1	0	5	15:14
ANA	12/10	1	0	1	1	0	3	15:13
EDM	12/12	1	0	1	0	0	3	10:42
PHI	12/14	0	1	1	0	0	2	14:33
@ CHI	12/15	0	0	0	-1	0	3	14:03
@ VGK	12/17	0	0	0	-2	0	1	9:10
@ ARI	12/19	1	0	1	0	0	1	7:17
WPG	12/21	0	0	0	-1	0	3	15:14
CGY	12/23	0	1	1	1	0	0	14:19
@ COL	12/27	0	0	0	0	0	3	10:41
NYI	12/29	1	0	1	1	0	3	10:55
TOR	12/31	0	0	0	0	2	1	11:00
WPG	1/4	0	0	0	0	0	1	11:45
CGY	1/5	0	0	0	-1	0	0	12:39
@ CGY	1/9	0	0	0	1	0	0	11:04
VAN	1/12	0	0	0	-1	0	1	9:33
@ PIT	1/14	0	0	0	-1	0	1	4:57
TB	1/16	HEALTHY SCRATCH						
DAL	1/18	1	1	2	2	0	6	11:04
FLA	1/20	0	0	0	0	0	0	9:06
DET	1/22	HEALTHY SCRATCH						
BOS	2/1	HEALTHY SCRATCH						
CHI	2/4	0	0	0	0	2	2	10:30
VAN	2/6	0	1	1	1	0	1	13:42
@ DAL	2/7	1	0	1	1	0	1	11:08
COL	2/9	0	0	0	0	0	0	10:14
VGK	2/11	0	0	0	0	0	2	11:07
NYR	2/13	1	0	1	0	2	2	10:14
SJ	2/15	0	0	0	0	0	1	8:08
@ VAN	2/19	0	0	0	0	0	2	9:05
@ EDM	2/21	HEALTHY SCRATCH						
STL	2/23	0	0	0	0	0	0	11:13
CBJ	2/25	1	1	2	2	0	3	10:37
@ DET	2/27	1	1	2	2	0	1	12:44
@ CBJ	2/28	0	0	0	0	0	0	11:58
WSH	3/1	1	0	1	0	0	4	10:33
NSH	3/3	0	0	0	0	0	1	9:30
@ SJ	3/5	0	0	0	0	0	2	10:52
@ LA	3/7	0	0	0	-2	0	2	9:45
@ ANA	3/8	0	0	0	-2	0	0	12:20
VGK	3/12	GAME CANCELLED DUE TO COVID-19						
@ PHI	3/14	GAME CANCELLED DUE TO COVID-19						
NSH	3/15	GAME CANCELLED DUE TO COVID-19						
CHI	3/17	GAME CANCELLED DUE TO COVID-19						
@ CHI	3/19	GAME CANCELLED DUE TO COVID-19						
@ WPG	3/20	GAME CANCELLED DUE TO COVID-19						
COL	3/23	GAME CANCELLED DUE TO COVID-19						
NJ	3/26	GAME CANCELLED DUE TO COVID-19						
BUF	3/28	GAME CANCELLED DUE TO COVID-19						
@ STL	3/29	GAME CANCELLED DUE TO COVID-19						
@ NYI	3/31	GAME CANCELLED DUE TO COVID-19						
@ WSH	4/2	GAME CANCELLED DUE TO COVID-19						
@ NSH	4/4	GAME CANCELLED DUE TO COVID-19						
TOTALS	62	14	9	23	5	12	94	10:38

# PLAYERS GAME-BY-GAME





# PLAYERS GAME-BY-GAME

## #18 JORDAN GREENWAY

OPP.	DATE	G	A	P	+/-	PIM	SOG	TOI
@ NSH	10/3	0	0	0	-1	0	1	14:19
@ Col	10/5	0	0	0	0	0	2	16:07
@ WPG	10/10	0	0	0	-1	0	1	15:17
PIT	10/12	0	0	0	0	2	2	14:15
@ OTT	10/14	0	1	1	1	0	0	10:52
@ TOR	10/15	0	1	1	1	0	0	11:57
@ MTL	10/17	0	0	0	-1	0	0	16:29
MTL	10/20	0	1	1	0	0	2	17:11
EDM	10/22	0	2	2	2	0	1	4:54
@ NSH	10/24	DID NOT PLAY - UPPER BODY						
LA	10/26	DID NOT PLAY - UPPER BODY						
@ DAL	10/29	0	0	0	-2	2	1	12:24
@ STL	10/30	0	0	0	0	0	3	12:36
STL	11/2	0	0	0	1	0	2	12:36
@ ANA	11/5	0	0	0	0	0	2	14:06
@ SJ	11/7	0	0	0	3	4	2	15:55
@ ARI	11/9	0	0	0	-1	0	2	15:35
@ LA	11/12	0	0	0	-1	2	0	14:22
ARI	11/14	1	0	1	0	0	1	15:24
CAR	11/16	0	1	1	0	0	1	16:18
@ BUF	11/19	0	0	0	-1	0	1	13:52
COL	11/21	1	0	1	0	0	3	16:29
@ BOS	11/23	0	0	0	-1	0	2	15:34
@ NYR	11/25	0	0	0	0	2	1	17:17
@ NJ	11/26	1	0	1	0	0	3	16:02
OTT	11/29	0	0	0	0	0	2	12:17
DAL	12/1	0	0	0	0	0	0	15:20
@ FLA	12/3	0	0	0	0	2	0	14:31
@ TB	12/5	0	1	1	1	0	2	12:17
@ CAR	12/7	0	0	0	0	2	0	13:42
ANA	12/10	0	0	0	-1	0	0	12:52
EDM	12/12	1	1	2	0	5	3	14:26
PHI	12/14	0	0	0	1	0	0	16:44
@ CHI	12/15	0	0	0	-1	4	3	14:24
@ VGK	12/17	0	0	0	-1	0	1	17:35
@ ARI	12/19	0	1	1	1	0	2	16:25
WPG	12/21	0	0	0	0	0	0	13:48
CGY	12/23	0	1	1	1	0	1	14:01
@ COL	12/27	0	1	1	0	0	0	17:50
NYI	12/29	0	0	0	-1	2	0	13:28
TOR	12/31	0	0	0	-2	0	1	15:38
WPG	1/4	0	0	0	0	4	0	12:15
CGY	1/5	1	0	1	1	4	2	12:20
@ CGY	1/9	0	0	0	0	0	3	13:23
VAN	1/12	0	0	0	0	2	1	12:29
@ PIT	1/14	0	0	0	-1	0	1	12:18
TB	1/16	0	1	1	1	0	1	14:24
DAL	1/18	0	1	1	1	2	1	13:09
FLA	1/20	0	0	0	0	0	3	11:45
DET	1/22	1	0	1	1	0	3	12:31
BOS	2/1	0	0	0	-1	0	0	10:28
CHI	2/4	0	0	0	0	0	4	13:53
VAN	2/6	0	0	0	0	0	1	14:44
@ DAL	2/7	0	1	1	1	2	2	12:52
COL	2/9	0	0	0	0	0	1	12:32
VGK	2/11	0	1	1	0	2	0	13:00
NYR	2/13	1	1	2	2	0	2	13:30
SJ	2/15	0	0	0	0	0	0	12:20
@ VAN	2/19	0	0	0	0	0	1	17:45
@ EDM	2/21	0	0	0	-1	0	1	16:05
STL	2/23	0	1	1	-1	0	3	14:16
CBJ	2/25	0	0	0	0	0	2	16:53
@ DET	2/27	1	0	1	1	0	1	15:58
@ CBJ	2/28	0	2	2	2	0	3	14:41
WSH	3/1	0	0	0	-2	2	4	14:47
NSH	3/3	0	0	0	1	2	2	13:09
@ SJ	3/5	0	0	0	0	0	1	16:41
@ LA	3/7	0	1	1	-1	2	0	13:05
@ ANA	3/8	0	0	0	1	5	2	12:27
VGK	3/12	GAME CANCELLED DUE TO COVID-19						
@ PHI	3/14	GAME CANCELLED DUE TO COVID-19						
NSH	3/15	GAME CANCELLED DUE TO COVID-19						
CHI	3/17	GAME CANCELLED DUE TO COVID-19						
@ CHI	3/19	GAME CANCELLED DUE TO COVID-19						
@ WPG	3/20	GAME CANCELLED DUE TO COVID-19						
COL	3/23	GAME CANCELLED DUE TO COVID-19						
NJ	3/26	GAME CANCELLED DUE TO COVID-19						
BUF	3/28	GAME CANCELLED DUE TO COVID-19						
@ STL	3/29	GAME CANCELLED DUE TO COVID-19						
@ NYI	3/31	GAME CANCELLED DUE TO COVID-19						
@ WSH	4/2	GAME CANCELLED DUE TO COVID-19						
@ NSH	4/4	GAME CANCELLED DUE TO COVID-19						
TOTALS	67	8	20	28	2	54	93	14:09

## #38 RYAN HARTMAN

OPP.	DATE	G	A	P	+/-	PIM	SOG	TOI
@ NSH	10/3	0	0	0	1	0	1	12:24
@ Col	10/5	0	0	0	0	0	3	12:44
@ WPG	10/10	1	0	1	0	2	3	10:24
PIT	10/12	0	0	0	0	4	1	12:08
@ OTT	10/14	0	0	0	0	0	1	13:01
@ TOR	10/15	0	0	0	-2	2	1	15:59
@ MTL	10/17	0	0	0	-1	0	0	10:39
MTL	10/20	0	0	0	-1	0	1	12:52
EDM	10/22	0	0	0	0	0	1	15:15
@ NSH	10/24	0	0	0	0	0	1	13:03
LA	10/26	0	1	1	2	0	1	13:48
@ DAL	10/29	0	0	0	0	0	0	10:53
@ STL	10/30	0	0	0	-1	2	3	15:29
STL	11/2	0	0	0	-2	0	1	10:07
@ ANA	11/5	0	0	0	0	0	0	10:48
@ SJ	11/7	0	1	1	0	17	1	11:28
@ ARI	11/9	1	0	1	-1	2	1	15:40
@ LA	11/12	0	0	0	0	0	1	11:12
ARI	11/14	0	0	0	0	2	6	10:04
CAR	11/16	0	0	0	-1	2	1	11:01
@ BUF	11/19	0	0	0	0	0	1	11:40
COL	11/21	0	0	0	0	0	1	10:24
@ BOS	11/23	0	0	0	1	0	1	10:15
@ NYR	11/25	0	1	1	1	2	1	9:33
@ NJ	11/26	0	1	1	1	0	3	12:20
OTT	11/29	1	0	1	2	0	2	12:38
DAL	12/1	0	0	0	0	0	0	11:56
@ FLA	12/3	0	0	0	0	0	1	15:16
@ TB	12/5	0	0	0	1	2	3	14:57
@ CAR	12/7	0	0	0	1	0	0	12:01
ANA	12/10	1	0	1	1	5	2	14:05
EDM	12/12	0	1	1	0	0	3	13:08
PHI	12/14	0	0	0	1	0	1	11:46
@ CHI	12/15	0	0	0	-1	0	2	15:50
@ VGK	12/17	0	0	0	0	2	0	11:46
@ ARI	12/19	1	1	2	2	0	3	17:12
WPG	12/21	0	0	0	-2	0	3	14:26
CGY	12/23	0	0	0	0	0	3	14:54
@ COL	12/27	0	0	0	-1	2	1	13:12
NYI	12/29	0	0	0	-1	2	3	13:24
TOR	12/31	0	0	0	0	2	0	9:47
WPG	1/4	0	0	0	0	0	0	7:21
CGY	1/5	0	0	0	0	0	3	12:27
@ CGY	1/9	0	0	0	0	0	0	10:22
VAN	1/12	0	0	0	0	0	1	11:04
@ PIT	1/14	0	0	0	-1	0	1	12:51
TB	1/16	0	0	0	1	0	2	14:54
DAL	1/18	1	1	2	2	0	4	11:23
FLA	1/20	0	0	0	0	0	0	11:03
DET	1/22	0	0	0	1	2	2	13:09
BOS	2/1	0	0	0	-1	2	2	10:57
CHI	2/4	0	0	0	-1	0	1	12:32
VAN	2/6	1	0	1	1	0	4	11:28
@ DAL	2/7	0	0	0	-1	0	0	10:57
COL	2/9	0	0	0	0	0	2	8:47
VGK	2/11	0	0	0	0	4	1	12:33
NYR	2/13	0	0	0	0	2	0	11:17
SJ	2/15	0	0	0	0	0	3	8:38
@ VAN	2/19	0	0	0	0	0	4	11:49
@ EDM	2/21	0	0	0	1	0	4	12:01
STL	2/23	0	0	0	0	0	1	9:31
CBJ	2/25	0	2	2	2	0	3	14:21
@ DET	2/27	1	1	2	2	0	2	13:23
@ CBJ	2/28	1	0	1	1	0	2	13:39
WSH	3/1	0	0	0	0	7	0	8:14
NSH	3/3	0	0	0	0	2	2	10:51
@ SJ	3/5	0	1	1	0	0	3	14:13
@ LA	3/7	0	0	0	-1	0	2	12:51
@ ANA	3/8	0	0	0	-2	0	3	13:33
VGK	3/12	GAME CANCELLED DUE TO COVID-19						
@ PHI	3/14	GAME CANCELLED DUE TO COVID-19						
NSH	3/15	GAME CANCELLED DUE TO COVID-19						
CHI	3/17	GAME CANCELLED DUE TO COVID-19						
@ CHI	3/19	GAME CANCELLED DUE TO COVID-19						
@ WPG	3/20	GAME CANCELLED DUE TO COVID-19						
COL	3/23	GAME CANCELLED DUE TO COVID-19						
NJ	3/26	GAME CANCELLED DUE TO COVID-19						
BUF	3/28	GAME CANCELLED DUE TO COVID-19						
@ STL	3/29	GAME CANCELLED DUE TO COVID-19						
@ NYI	3/31	GAME CANCELLED DUE TO COVID-19						
@ WSH	4/2	GAME CANCELLED DUE TO COVID-19						
@ NSH	4/4	GAME CANCELLED DUE TO COVID-19						
TOTALS	69	9	11	20	4	69	114	12:15

# PLAYERS GAME-BY-GAME

## #77 BRAD HUNT

OPP.	DATE	G	A	P	+/-	PIM</
------	------	---	---	---	-----	-------

# PLAYERS GAME-BY-GAME

## #19 LUKE KUNIN

OPP.	DATE	G	A	P	+/-	PIM	SOG	TOI
@ NSH	10/3	0	0	0	-2	0	4	16:20
@ Col	10/5	0	0	0	-1	4	2	16:29
@ WPG	10/10	0	0	0	-1	0	4	17:10
PIT	10/12	1	0	1	-2	0	2	14:05
@ OTT	10/14	0	0	0	0	6	3	14:06
@ TOR	10/15	1	0	1	1	0	2	15:13
@ MTL	10/17	0	0	0	-2	7	1	15:51
MTL	10/20	0	1	1	1	0	4	16:10
EDM	10/22	0	0	0	0	2	6	17:50
@ NSH	10/24	0	0	0	0	0	3	17:14
LA	10/26	0	0	0	0	0	1	17:03
@ DAL	10/29	0	0	0	-2	0	2	18:06
@ STL	10/30	0	0	0	0	0	2	14:57
STL	11/2	0	0	0	-2	0	1	15:36
@ ANA	11/5	0	1	1	1	0	0	16:31
@ SJ	11/7	1	1	2	1	0	2	17:49
@ ARI	11/9	DID NOT PLAY - ILLNESS						
@ LA	11/12	0	0	0	-1	0	4	14:38
ARI	11/14	0	0	0	0	0	0	15:47
CAR	11/16	1	0	1	-1	0	4	17:48
@ BUF	11/19	0	0	0	-1	0	2	15:52
COL	11/21	0	1	1	0	0	1	17:24
@ BOS	11/23	0	0	0	-2	2	1	15:54
@ NYR	11/25	0	0	0	0	0	2	16:58
@ NJ	11/26	0	0	0	0	0	2	15:52
OTT	11/29	1	0	1	0	0	1	15:29
DAL	12/1	0	0	0	0	0	0	15:46
@ FLA	12/3	1	0	1	1	0	4	16:34
@ TB	12/5	0	0	0	-1	0	1	18:05
@ CAR	12/7	0	0	0	0	0	1	13:35
ANA	12/10	0	0	0	-1	0	2	20:04
EDM	12/12	1	1	2	2	0	1	15:48
PHI	12/14	0	0	0	0	0	1	15:16
@ CHI	12/15	0	0	0	-1	0	1	16:05
@ VGK	12/17	0	0	0	-2	0	1	13:57
@ ARI	12/19	1	0	1	2	0	1	15:32
WPG	12/21	0	0	0	-1	5	1	11:57
CGY	12/23	1	1	2	2	2	5	14:32
@ COL	12/27	0	1	1	1	0	2	17:22
NYI	12/29	0	0	0	-1	0	3	14:26
TOR	12/31	0	0	0	-2	0	0	14:15
WPG	1/4	1	1	2	2	4	4	11:58
CGY	1/5	0	1	1	2	0	3	16:33
@ CGY	1/9	0	0	0	-1	0	0	16:32
VAN	1/12	0	1	1	-1	2	1	13:05
@ PIT	1/14	0	1	1	0	0	4	14:24
TB	1/16	0	1	1	1	0	0	13:54
DAL	1/18	0	0	0	0	14	2	14:04
FLA	1/20	2	0	2	1	0	4	13:31
DET	1/22	0	0	0	-1	0	0	13:33
BOS	2/1	0	0	0	0	0	2	13:37
CHI	2/4	0	0	0	-1	0	0	17:05
VAN	2/6	0	1	1	1	0	4	14:35
@ DAL	2/7	0	1	1	1	2	2	15:07
COL	2/9	0	0	0	0	5	3	12:25
VGK	2/11	0	0	0	0	0	1	16:29
NYR	2/13	0	0	0	-1	0	3	17:46
SJ	2/15	0	0	0	0	0	2	15:51
@ VAN	2/19	1	0	1	0	0	3	16:05
@ EDM	2/21	0	0	0	-1	0	1	5:20
STL	2/23	DID NOT PLAY - UPPER BODY						
CBJ	2/25	DID NOT PLAY - UPPER BODY						
@ DET	2/27	DID NOT PLAY - UPPER BODY						
@ CBJ	2/28	DID NOT PLAY - UPPER BODY						
WSH	3/1	DID NOT PLAY - UPPER BODY						
NSH	3/3	1	0	1	1	0	3	14:59
@ SJ	3/5	0	1	1	1	0	0	16:28
@ LA	3/7	1	0	1	-1	0	3	15:24
@ ANA	3/8	0	1	1	1	0	3	16:09
VGK	3/12	GAME CANCELLED DUE TO COVID-19						
@ PHI	3/14	GAME CANCELLED DUE TO COVID-19						
NSH	3/15	GAME CANCELLED DUE TO COVID-19						
CHI	3/17	GAME CANCELLED DUE TO COVID-19						
@CHI	3/19	GAME CANCELLED DUE TO COVID-19						
@ WPG	3/20	GAME CANCELLED DUE TO COVID-19						
COL	3/23	GAME CANCELLED DUE TO COVID-19						
NI	3/26	GAME CANCELLED DUE TO COVID-19						
BUF	3/28	GAME CANCELLED DUE TO COVID-19						
@ STL	3/29	GAME CANCELLED DUE TO COVID-19						
@ NYI	3/31	GAME CANCELLED DUE TO COVID-19						
@ WSH	4/2	GAME CANCELLED DUE TO COVID-19						
@ NSH	4/4	GAME CANCELLED DUE TO COVID-19						
TOTALS	63	15	16	31	-10	55	128	15:27



# PLAYERS GAME-BY-GAME

## #21 CARSON SOUCY

OPP.	DATE	G	A	P	+/-	PIM	SOG	TOI
@ NSH	10/3				HEALTHY SCRATCH			
@ Col	10/5	0	0	0	0	0	0	13:02
@ WPG	10/10	0	0	0	1	2	1	13:33
PIT	10/12	0	0	0	0	0	0	12:35
@ OTT	10/14	0	0	0	1	0	0	13:39
@ TOR	10/15	0	0	0	1	0	0	14:20
@ MTL	10/17				HEALTHY SCRATCH			
MTL	10/20	0	0	0	1	0	3	14:11
EDM	10/22	0	1	1	1	0	1	13:34
@ NSH	10/24	0	0	0	0	0	0	14:08
LA	10/26	0	0	0	1	0	1	17:02
@ DAL	10/29	0	0	0	-1	0	0	15:16
@ TOR	10/30	0	0	0	0	0	2	14:47
STL	11/2				HEALTHY SCRATCH			
@ ANA	11/5	0	0	0	-1	0	0	11:45
@ SJ	11/7	0	0	0	0	0	1	11:33
@ ARI	11/9	0	0	0	1	0	0	13:22
@ LA	11/12	0	0	0	0	0	0	12:08
ARI	11/14	0	0	0	-1	0	1	9:45
CAR	11/16	1	0	1	0	0	3	13:49
@ BUF	11/19	0	0	0	0	0	0	10:42
COL	11/21	0	0	0	0	2	3	9:47
@ BOS	11/23	0	0	0	0	0	0	8:56
@ NYR	11/25	0	0	0	0	0	0	10:56
@ NJ	11/26	0	0	0	-1	0	2	14:09
OTT	11/29	0	0	0	0	0	1	16:21
DAL	12/1	0	0	0	0	0	0	9:48
@ FLA	12/3	1	0	1	2	0	1	17:04
@ TB	12/5	1	1	2	3	0	2	21:03
@ CAR	12/7	0	0	0	1	0	0	19:31
ANA	12/10	0	0	0	0	0	0	22:53
EDM	12/12	0	2	2	4	2	1	18:58
PHI	12/14	1	0	1	2	0	3	20:26
@ CHI	12/15	0	0	0	1	0	3	23:37
@ VGK	12/17	0	0	0	-1	0	0	19:34
@ ARI	12/19	0	1	1	2	4	1	20:06
WPG	12/21	0	0	0	-2	0	3	20:02
CGY	12/23	0	0	0	1	0	1	20:07
@ COL	12/27	1	0	1	0	2	2	18:42
NYI	12/29	0	0	0	0	0	2	17:22
TOR	12/31	0	0	0	-1	0	0	19:16
WPG	1/4	0	0	0	0	0	1	13:39
CGY	1/5	0	0	0	0	0	1	15:30
@ CGY	1/9	0	0	0	0	0	2	15:38
VAN	1/12	0	0	0	-1	0	2	13:40
@ PIT	1/14	0	0	0	1	0	0	22:46
TB	1/16	0	0	0	0	0	1	16:02
DAL	1/18	1	0	1	2	0	2	19:34
FLA	1/20	0	0	0	-1	0	1	14:28
DET	1/22	0	0	0	0	0	1	17:54
BOS	2/1	0	1	1	-1	0	0	16:48
CHI	2/4	0	0	0	0	0	1	14:40
VAN	2/6				DID NOT PLAY - ILLNESS			
@ DAL	2/7				DID NOT PLAY - ILLNESS			
COL	2/9	0	0	0	0	0	1	13:44
VGK	2/11	0	0	0	0	0	0	19:35
NYR	2/13	0	0	0	1	2	4	14:49
SJ	2/15	0	0	0	0	2	3	14:40
@ VAN	2/19	0	1	1	0	0	1	16:52
@ EDM	2/21	1	0	1	0	2	1	11:27
STL	2/23				DID NOT PLAY - UPPER BODY			
CBJ	2/25				DID NOT PLAY - UPPER BODY			
@ DET	2/27				DID NOT PLAY - UPPER BODY			
@ CBJ	2/28				DID NOT PLAY - UPPER BODY			
WSH	3/1				DID NOT PLAY - UPPER BODY			
NSH	3/3				DID NOT PLAY - UPPER BODY			
@ SJ	3/5				DID NOT PLAY - UPPER BODY			
@ LA	3/7				DID NOT PLAY - UPPER BODY			
@ ANA	3/8				DID NOT PLAY - UPPER BODY			
VGK	3/12				GAME CANCELLED DUE TO COVID-19			
@ PHI	3/14				GAME CANCELLED DUE TO COVID-19			
NSH	3/15				GAME CANCELLED DUE TO COVID-19			
CHI	3/17				GAME CANCELLED DUE TO COVID-19			
@ CHI	3/19				GAME CANCELLED DUE TO COVID-19			
@ WPG	3/20				GAME CANCELLED DUE TO COVID-19			
COL	3/23				GAME CANCELLED DUE TO COVID-19			
NJ	3/26				GAME CANCELLED DUE TO COVID-19			
BUF	3/28				GAME CANCELLED DUE TO COVID-19			
@ STL	3/29				GAME CANCELLED DUE TO COVID-19			
@ NYI	3/31				GAME CANCELLED DUE TO COVID-19			
@ WSH	4/2				GAME CANCELLED DUE TO COVID-19			
@ NSH	4/4				GAME CANCELLED DUE TO COVID-19			
TOTALS	55	7	7	14	16	18	61	15:37

## #46 JARED SPURGEON

OPP.	DATE	G	A	P	+/-	PIM	SOG	TOI
@ NSH	10/3	0	0	0	-2	0	2	20:06
@ Col	10/5	0	0	0	-2	0	1	21:20
@ WPG	10/10	0	0	0	-4	0	5	20:00
PIT	10/12	1	2	3	1	0	2	23:26
@ OTT	10/14	0	0	0	0	0	0	23:26
@ TOR	10/15	0	1	1	1	2	0	21:57
@ MTL	10/17	0	0	0	-1	0	1	23:10
MTL	10/20	0	0	0	0	0	6	27:17
EDM	10/22	0	0	0	1	0	0	23:12
@ NSH	10/24	0	0	0	-3	0	2	22:03
LA	10/26	1	0	1	1	0	2	21:34
@ DAL	10/29	0	1	1	-2	2	0	22:49
@ STL	10/30	0	0	0	0	0	2	22:49
STL	11/2	0	1	1	0	0	3	24:08
@ ANA	11/5	0	1	1	3	0	2	25:20
@ SJ	11/7	0	0	0	0	0	2	24:25
@ ARI	11/9	0	2	2	1	0	2	22:17
@ LA	11/12	0	0	0	-3	0	4	19:56
ARI	11/14	0	0	0	0	0	2	25:13
CAR	11/16	0	0	0	-3	0	2	24:50
@ BUF	11/19	0	0	0	1	2	2	24:42
COL	11/21	0	0	0	1	0	1	25:01
@ BOS	11/23	0	1	1	-2	2	4	26:24
@ NYR	11/25	0	1	1	0	0	0	24:30
@ NJ	11/26	0	0	0	2	0	0	22:02
OTT	11/29	1	2	3	5	0	2	21:59
DAL	12/1	0	1	1	-1	0	2	23:49
@ FLA	12/3	0	0	0	0	0	0	4:37
@ TB	12/5				INJURED RESERVE - UPPER BODY			
@ CAR	12/7				INJURED RESERVE - UPPER BODY			
ANA	12/10				INJURED RESERVE - UPPER BODY			
EDM	12/12				INJURED RESERVE - UPPER BODY			
PHI	12/14				INJURED RESERVE - UPPER BODY			
@ CHI	12/15				INJURED RESERVE - UPPER BODY			
@ VGK	12/17				INJURED RESERVE - UPPER BODY			
@ ARI	12/19	0	0	0	1	0	0	22:37
WPG	12/21	0	0	0	-3	0	1	19:30
CGY	12/23	0	0	0	1	0	2	20:24
@ COL	12/27	0	0	0	0	0	1	24:48
NYI	12/29	0	0	0	0	0	2	21:12
TOR	12/31	0	0	0	-2	0	3	22:35
WPG	1/4	0	0	0	1	0	0	24:49
CGY	1/5	0	1	1	0	0	0	24:16
@ CGY	1/9	0	0	0	0	0	3	21:09
VAN	1/12	0	0	0	-2	0	0	24:12
@ PIT	1/14	0	0	0	1	0	1	22:23
TB	1/16	0	1	1	2	0	0	23:45
DAL	1/18	1	0	1	1	0	2	17:53
FLA	1/20	1	1	2	-1	0	4	23:07
DET	1/22	0	0	0	0	0	5	20:13
BOS	2/1	0	0	0	-1	0	1	20:08
CHI	2/4	0	0	0	1	0	3	24:29
VAN	2/6	0	1	1	0	2	3	22:43
@ DAL	2/7	0	0	0	1	2	3	23:25
COL	2/9	1	1	2	-1	2	5	23:33
VGK	2/11	1	0	1	0	0	1	22:28
NYR	2/13	0	0	0	-2	0	1	23:54
SJ	2/15	0	0	0	0	0	3	21:24
@ VAN	2/19	0	0	0	0	0	1	21:31
@ EDM	2/21	3	0	3	3	2	6	21:55
STL	2/23	0	0	0	-1	0	0	21:40
CBJ	2/25	0	0	0	0	0	2	22:11
@ DET	2/27	0	0	0	0	0	0	20:34
@ CBJ	2/28	1	0	1	2	2	2	20:48
WSH	3/1	0	1	1	0	0	2	22:28
NSH	3/3	0	0	0	2	0	2	27:07
@ SJ	3/5	0	0	0	2	0	0	22:54
@ LA	3/7	1	0	1	0	0	2	23:56
@ ANA	3/8	0	1	1	0	0	0	27:09
VGK	3/12				GAME CANCELLED DUE TO COVID-19			
@ PHI	3/14				GAME CANCELLED DUE TO COVID-19			
NSH	3/15				GAME CANCELLED DUE TO COVID-19			
CHI	3/17				GAME CANCELLED DUE TO COVID-19			
@ CHI	3/19				GAME CANCELLED DUE TO COVID-19			
@ WPG	3/20				GAME CANCELLED DUE TO COVID-19			
COL	3/23				GAME CANCELLED DUE TO COVID-19			
NJ	3/26				GAME CANCELLED DUE TO COVID-19			
BUF	3/28				GAME CANCELLED DUE TO COVID-19			
@ STL	3/29				GAME CANCELLED DUE TO COVID-19			
@ NYI	3/31				GAME CANCELLED DUE TO COVID-19			
@ WSH	4/2				GAME CANCELLED DUE TO COVID-19			
@ NSH	4/4				GAME CANCELLED DUE TO COVID-19			
TOTALS	62	12	20	32	-1	18	112	22:34

# PLAYERS GAME-BY-GAME

## #12 ERIC STAAL

OPP.	DATE	G	A	P	+/-	PIM	SOG	TOI
@ NSH	10/3	0	0	0	-3	0	0	13:40
@ Col	10/5	0	0	0	-2	0	1	12:23
@ WPG	10/10	0	0	0	-2	0	2	16:20
PIT	10/12	0	1	1	-1	0	0	16:54
@ OTT	10/14	0	0	0	0	0	5	18:21
@ TOR	10/15	0	0	0	-1	0	2	14:59
@ MTL	10/17	0	0	0	-1	0	0	16:02
MTL	10/20	0	1	1	1	0	4	21:04
EDM	10/22	2	1	3	2	0	5	15:30
@ NSH	10/24	0	0	0	-1	2	1	19:32
LA	10/26	1	0	1	1	0	3	14:54
@ DAL	10/29	1	1	2	-2	0	2	16:07
@ STL	10/30	0	1	1	0	2	0	16:20
STL	11/2	0	1	1	-1	0	2	17:11
@ ANA	11/5	1	0	1	1	0	2	15:04
@ SJ	11/7	1	2	3	0	2	3	18:02
@ ARI	11/9	0	0	0	0	2	1	17:09
@ LA	11/12	0	0	0	-1	12	3	15:38
ARI	11/14	0	0	0	-2	0	2	15:51
CAR	11/16	0	0	0	-2	0	1	18:21
@ BUF	11/19	0	1	1	2	0	2	17:20
COL	11/21	0	1	1	1	0	4	17:42
@ BOS	11/23	1	0	1	0	0	2	16:53
@ NYR	11/25	0	0	0	-1	0	0	16:32
@ NJ	11/26	0	0	0	0	0	0	16:18
OTT	11/29	1	1	2	2	0	1	14:30
DAL	12/1	0	0	0	-1	0	6	16:27
@ FLA	12/3	0	0	0	2	0	1	15:27
@ TB	12/5	0	1	1	1	0	0	18:43
@ CAR	12/7	0	1	1	-2	0	0	18:05
ANA	12/10	0	0	0	0	0	0	5:15
EDM	12/12	1	1	2	2	0	1	19:09
PHI	12/14	2	0	2	2	0	3	18:55
@ CHI	12/15	1	0	1	-1	2	1	15:18
@ VGK	12/17	0	1	1	0	0	2	24:03
@ ARI	12/19	1	2	3	3	2	2	19:54
WPG	12/21	0	0	0	-2	0	0	15:51
CGY	12/23	1	0	1	1	0	2	17:09
@ COL	12/27	1	0	1	1	0	4	17:18
NYI	12/29	0	0	0	-1	0	1	19:16
TOR	12/31	0	0	0	-1	0	1	19:48
WPG	1/4	1	0	1	0	0	2	20:09
CGY	1/5	0	0	0	-1	0	2	16:45
@ CGY	1/9	0	0	0	1	0	2	18:38
VAN	1/12	0	0	0	-1	0	3	19:00
@ PIT	1/14	0	0	0	-1	0	3	17:41
TB	1/16	0	1	1	0	0	2	16:52
DAL	1/18	0	1	1	2	0	0	13:57
FLA	1/20	0	1	1	-2	0	1	20:00
DET	1/22	1	1	2	2	0	3	19:12
BOS	2/1	0	1	1	0	2	0	17:59
CHI	2/4	0	0	0	0	0	1	16:57
VAN	2/6	0	0	0	0	0	1	17:33
@ DAL	2/7	0	0	0	0	0	1	15:13
COL	2/9	0	1	1	-2	2	2	19:31
VGK	2/11	0	1	1	1	0	3	17:03
NYR	2/13	0	0	0	-1	0	2	17:47
SJ	2/15	0	0	0	-2	0	2	20:33
@ VAN	2/19	0	0	0	-1	0	1	19:47
@ EDM	2/21	0	1	1	1	0	2	17:04
STL	2/23	0	0	0	-3	0	3	17:52
CBJ	2/25	1	1	2	-1	0	1	14:21
@ DET	2/27	1	1	1	2	0	2	12:51
@ CBJ	2/28	0	1	1	1	0	1	16:35
WSH	3/1	0	0	0	0	0	1	19:02
NSH	3/3	0	1	1	2	0	0	19:16
@ SJ	3/5	DID NOT PLAY						
@ LA	3/7	DID NOT PLAY						
@ ANA	3/8	DID NOT PLAY						
VGK	3/12	GAME CANCELLED DUE TO COVID-19						
@ PHI	3/14	GAME CANCELLED DUE TO COVID-19						
NSH	3/15	GAME CANCELLED DUE TO COVID-19						
CHI	3/17	GAME CANCELLED DUE TO COVID-19						
@CHI	3/19	GAME CANCELLED DUE TO COVID-19						
@ WPG	3/20	GAME CANCELLED DUE TO COVID-19						
COL	3/23	GAME CANCELLED DUE TO COVID-19						
NJ	3/26	GAME CANCELLED DUE TO COVID-19						
BUF	3/28	GAME CANCELLED DUE TO COVID-19						
@ STL	3/29	GAME CANCELLED DUE TO COVID-19						
@ NYI	3/31	GAME CANCELLED DUE TO COVID-19						
@ WSH	4/2	GAME CANCELLED DUE TO COVID-19						
@ NSH	4/4	GAME CANCELLED DUE TO COVID-19						
TOTALS	66	19	28	47	-9	28	113	17:48

# PLAYERS GAME-BY-GAME

# 2020 RTP TRAINING CAMP ROSTER



## #20 RYAN SUTER

OPP	DATE	G	A	P	+/-	PIM	SOG	TOI
@ NSH	10/3	0	1	1	-2	0	1	24:13
@ Col	10/5	1	1	2	0	0	2	25:59
@ WPG	10/10	0	0	0	0	0	5	25:20
PIT	10/12	0	0	0	-3	2	3	23:48
@ OTT	10/14	0	0	0	1	0	1	25:32
@ TOR	10/15	0	1	1	0	2	1	22:47
@ MTL	10/17	0	0	0	-2	0	0	21:22
MTL	10/20	0	1	1	1	0	1	27:24
EDM	10/22	0	0	0	1	0	1	23:50
@ NSH	10/24	0	0	0	-3	0	1	24:13
LA	10/26	0	0	0	1	2	0	21:40
@ DAL	10/29	1	0	1	-2	0	3	22:49
@ STL	10/30	0	0	0	-2	0	2	24:44
STL	11/2	0	0	0	1	2	0	23:40
@ ANA	11/5	0	1	1	3	0	5	25:55
@ SJ	11/7	0	0	0	1	0	0	27:01
@ ARI	11/9	0	2	2	0	0	2	23:31
@ LA	11/12	0	0	0	-3	0	0	24:21
ARI	11/14	0	0	0	0	0	4	26:26
CAR	11/16	0	0	0	-2	0	1	26:15
@ BUF	11/19	0	1	1	0	0	0	28:42
COL	11/21	0	2	2	1	0	0	26:25
@ BOS	11/23	0	2	2	-2	0	0	29:40
@ NYR	11/25	0	0	0	0	0	0	24:37
@ NJ	11/26	1	1	2	2	0	1	22:47
OTT	11/29	0	0	0	5	0	4	22:17
DAL	12/1	0	0	0	-1	0	1	28:03
@ FLA	12/3	0	0	0	1	0	1	28:38
@ TB	12/5	0	1	1	0	0	1	29:53
@ CAR	12/7	0	0	0	-1	0	1	25:43
ANA	12/10	0	0	0	-1	0	1	29:46
EDM	12/12	0	1	1	-2	0	0	25:49
PHI	12/14	0	1	1	2	0	1	25:45
@ CHI	12/15	0	3	3	-1	0	0	23:24
@ VGK	12/17	0	1	1	-1	0	2	27:38
@ ARI	12/19	1	0	1	2	0	2	25:12
WPG	12/21	0	0	0	-2	0	2	20:28
CGY	12/23	0	0	0	1	0	2	21:14
@ COL	12/27	1	0	1	0	0	2	25:16
NYI	12/29	0	1	1	0	0	2	22:36
TOR	12/31	1	0	1	-2	0	3	23:46
WPG	1/4	0	1	1	2	0	7	29:06
CGY	1/5	0	2	2	0	1	1	26:26
@ CGY	1/9	0	0	0	1	0	5	23:17
VAN	1/12	0	0	0	-1	2	2	26:39
@ PIT	1/14	0	0	0	-4	0	2	22:43
TB	1/16	1	0	1	2	0	2	25:38
DAL	1/18	0	2	2	1	0	1	18:37
FLA	1/20	0	2	2	-2	0	4	24:48
DET	1/22	0	0	0	0	0	0	21:09
BOS	2/1	0	0	0	-1	0	0	20:44
CHI	2/4	0	1	1	1	0	3	24:39
VAN	2/6	0	1	1	0	0	2	24:03
@ DAL	2/7	0	1	1	1	0	1	24:20
COL	2/9	0	0	0	-1	0	3	25:18
VGK	2/11	0	1	1	0	0	1	23:20
NYR	2/13	0	0	0	-2	0	0	24:09
SJ	2/15	0	0	0	-1	0	0	25:13
@ VAN	2/19	0	0	0	1	0	3	24:55
@ EDM	2/21	0	2	2	2	0	3	23:50
STL	2/23	0	0	0	-2	0	1	21:51
CBJ	2/25	0	1	1	0	0	4	22:13
@ DET	2/27	0	0	0	0	0	1	22:10
@ CBJ	2/28	0	1	1	1	0	0	20:06
WSH	3/1	0	1	1	0	2	1	22:53
NSH	3/3	0	1	1	3	0	1	27:44
@ SJ	3/5	1	1	2	2	0	1	25:51
@ LA	3/7	0	0	0	0	0	1	23:44
@ ANA	3/8	0	1	1	0	0	2	26:14
VGK	3/12	GAME CANCELLED DUE TO COVID-19						
@ PHI	3/14	GAME CANCELLED DUE TO COVID-19						
NSH	3/15	GAME CANCELLED DUE TO COVID-19						
CHI	3/17	GAME CANCELLED DUE TO COVID-19						
@ CHI	3/19	GAME CANCELLED DUE TO COVID-19						
@ WPG	3/20	GAME CANCELLED DUE TO COVID-19						
COL	3/23	GAME CANCELLED DUE TO COVID-19						
NJ	3/26	GAME CANCELLED DUE TO COVID-19						
BUF	3/28	GAME CANCELLED DUE TO COVID-19						
@ STL	3/29	GAME CANCELLED DUE TO COVID-19						
@ NYI	3/31	GAME CANCELLED DUE TO COVID-19						
@ WSH	4/2	GAME CANCELLED DUE TO COVID-19						
@ NSH	4/4	GAME CANCELLED DUE TO COVID-19						
TOTALS		69	8	40	48	-6	12	24:38

## #36 MATS ZUGCARELLO

OPP	DATE	G	A	P	+/-	PIM	SOG	TOI
@ NSH	10/3	0	0	0	-3	2	1	16:07
@ Col	10/5	0	0	0	-1	2	1	13:22
@ WPG	10/10	0	0	0	-1	2	0	14:11
PIT	10/12	0	0	0	-1	0	1	15:46
@ OTT	10/14	INJURED RESERVE - LOWER BODY						
@ TOR	10/15	INJURED RESERVE - LOWER BODY						
@ MTL	10/17	INJURED RESERVE - LOWER BODY						
MTL	10/20	INJURED RESERVE - LOWER BODY						
EDM	10/22	0	1	1	2	0	2	15:48
@ NSH	10/24	0	0	0	-1	0	2	17:11
LA	10/26	0	0	0	1	0	1	14:40
@ DAL	10/29	0	1	1	-1	2	0	16:50
@ STL	10/30	1	0	1	0	0	2	15:40
STL	11/2	1	0	1	-2	0	2	16:22
@ ANA	11/5	1	1	2	1	2	2	15:29
@ SJ	11/7	0	1	1	-1	0	0	14:20
@ ARI	11/9	0	0	0	-1	0	1	18:34
@ LA	11/12	0	0	0	0	0	2	16:19
ARI	11/14	0	0	0	-1	0	1	16:39
CAR	11/16	0	0	0	0	0	1	16:56
@ BUF	11/19	0	1	1	1	0	4	14:54
COL	11/21	1	0	1	1	0	3	15:17
@ BOS	11/23	0	2	2	0	0	0	15:59
@ NYR	11/25	0	0	0	-1	0	1	14:48
@ NJ	11/26	0	0	0	0	0	1	14:40
OTT	11/29	0	1	1	2	0	2	16:00
DAL	12/1	0	0	0	-1	0	2	15:22
@ FLA	12/3	1	0	1	1	0	3	14:07
@ TB	12/5	1	2	3	1	0	2	13:29
@ CAR	12/7	1	0	1	-2	0	3	17:49
ANA	12/10	0	0	0	0	0	0	20:23
EDM	12/12	0	1	1	1	0	0	19:31
PHI	12/14	0	0	0	2	0	0	16:41
@ CHI	12/15	0	0	0	-2	0	1	13:23
@ VGK	12/17	1	0	1	0	0	1	20:25
@ ARI	12/19	1	2	3	3	0	4	16:46
WPG	12/21	0	0	0	-2	2	1	16:40
CGY	12/23	0	0	0	0	0	2	15:47
@ COL	12/27	1	0	1	-1	0	2	15:01
NYI	12/29	0	0	0	-1	0	1	18:32
TOR	12/31	0	0	0	-1	0	3	18:55
WPG	1/4	0	0	0	0	0	6	19:20
CGY	1/5	0	0	0	-1	0	3	15:44
@ CGY	1/9	1	0	1	1	0	2	16:45
VAN	1/12	0	0	0	-1	0	3	15:16
@ PIT	1/14	0	0	0	-1	2	2	16:28
TB	1/16	0	0	0	-1	0	1	16:41
DAL	1/18	1	1	2	2	2	2	14:46
FLA	1/20	0	0	0	-2	0	0	18:24
DET	1/22	1	1	2	2	0	3	18:55
BOS	2/1	1	0	1	0	0	2	18:22
CHI	2/4	0	1	1	1	2	1	16:10
VAN	2/6	0	0	0	0	0	1	14:03
@ DAL	2/7	0	0	0	0	0	1	12:49
COL	2/9	0	0	0	0	0	0	16:04
VGK	2/11	0	0	0	0	0	0	13:44
NYR	2/13	0	0	0	0	0	2	17:00
SJ	2/15	0	0	0	-1	0	2	16:41
@ VAN	2/19	0	2	2	2	0	0	13:23
@ EDM	2/21	0	1	1	1	0	0	14:33
STL	2/23	0	0	0	0	0	1	15:42
CBJ	2/25	0	0	0	-1	0	0	13:47
@ DET	2/27	0	1	1	-1	0	2	15:06
@ CBJ	2/28	0	0	0	0	0	0	14:28
WSH	3/1	0	0	0	0	0	3	15:33
NSH	3/3	0	0	0	0	0	1	13:50
@ SJ	3/5	0	0	0	0	0	0	11:37
@ LA	3/7	0	2	2	-2	0	2	16:49
@ ANA	3/8	1	0	1	1	0	1	15:21
VGK	3/12	GAME CANCELLED DUE TO COVID-19						
@ PHI	3/14	GAME CANCELLED DUE TO COVID-19						
NSH	3/15	GAME CANCELLED DUE TO COVID-19						
CHI	3/17	GAME CANCELLED DUE TO COVID-19						
@ CHI	3/19	GAME CANCELLED DUE TO COVID-19						
@ WPG	3/20	GAME CANCELLED DUE TO COVID-19						
COL	3/23	GAME CANCELLED DUE TO COVID-19						
NJ	3/26	GAME CANCELLED DUE TO COVID-19						
BUF	3/28	GAME CANCELLED DUE TO COVID-19						
@ STL	3/29	GAME CANCELLED DUE TO COVID-19						
@ NYI	3/31	GAME CANCELLED DUE TO COVID-19						
@ WSH	4/2	GAME CANCELLED DUE TO COVID-19						
@ NSH	4/4	GAME CANCELLED DUE TO COVID-19						
TOTALS		65	15	22	37	-9	18	15:56





YEAR	DRAFT (RD/PICK)	FREE AGENT (SIGNED)	TRADE/WAIVERS (TEAM, DATE)
2001	MIKKO KOIVU (1/6)		
2010		JARED SPURGEON (9/23)	
2011	JONAS BRODIN (1/10)		
2012	MATT DUMBA (1/7)	ZACH PARISE (7/4) RYAN SUTER (7/4)	
2013	CARSON SOUCY (5/137)		
2014	LOUIE BELPEDIO (3/80) KAAPO KAHKONEN (4/109)	HUNTER WARNER (9/23)	
2015	JOEL ERIKSSON EK (1/20) JORDAN GREENWAY (2/50) KIRILL KAPRIZOV (5/135)		DEVAN DUBNYK (ARI, 1/14)
2016	LUKE KUNIN (1/15) BRANDON DUHAIME (4/106) DMITRY SOKOLOV (7/196)	SAM ANAS (4/15) ERIC STAAL (7/1) ALEX STALOCK (7/1)	
2017	IVAN LODNIA (3/85) MASON SHAW (4/97) BRYCE MISLEY (4/116) ANDREI SVETLAKOV (6/178) NICK SWANEY (7/209)	KYLE RAU (7/1) DEREK BARIBEAU (9/18) BRENNAN MENELL (9/26)	MARCUS FOLIGNO (BUF, 6/30)
2018	FILIP JOHANSSON (1/24) JACK MCBAIN (3/63) ALEXANDER KHOVANOV (3/86) CONNOR DEWAR (3/92) SIMON JOHANSSON (5/148) DAMIEN GIROUX (5/155) SHAWN BOUDRIAS (6/179) SAM HENTGES (7/210)	MATT BARTKOWSKI (7/1) COLTON BECK (11/1) J.T. BROWN (7/1) MICHAEL LIAMBAS (7/1) GREG PATERYN (7/1)	WILLIAM BITTEN (MTL, 10/3) STEPAN FALKOVSKIY (11/21)
2019	MATTHEW BOLDY (1/12) VLADISLAV FIRSTOV (2/42) HUNTER JONES (2/59) ADAM BECKMAN (3/75) MATVEY GUSKOV (5/149) MARSHALL WARREN (6/166) NIKITA NESTERENKO (6/172) FILIP LINDBERG (7/197)	MAT ROBSON (3/18) NICO STURM (4/1) GERALD MAYHEW (5/10) MATS ZUCCARELLO (7/1) GABRIEL DUMONT (7/1) LUKE JOHNSON (7/1)	VICTOR RASK (CAR, 1/17) BRAD HUNT (VGK, 1/21) RYAN DONATO (BOS, 2/20) KEVIN FIALA (NSH, 2/25) FEDOR GORDEEV (TOR, 5/30)
2020		MITCHELL CHAFFEE (3/24)	ALEX GALCHENYUK (PIT, 2/10) CALEN ADDISON (PIT, 2/10)

**RECORD: 37-18-4-4, 82 POINTS,  
SECOND PLACE IN CENTRAL DIVISION, SECOND PLACE IN WESTERN CONFERENCE**

## 2019-20 PLAYER STATISTICS

#	POS	PLAYER	GP	G	A	PTS	+/-	PIM	PP	SH	PT/G	PIM/G	SOG
7	RW	SAM ANAS	63	20	50	70	-4	10	7	0	1.11	0.16	159
20	LW	GERALD MAYHEW	49	39	22	61	16	68	13	2	1.24	1.39	179
27	D	BRENNAN MENELL	57	5	42	47	8	36	3	0	0.82	0.63	133
42	LW	KYLE RAU	51	14	29	43	-7	6	4	0	0.84	0.12	135
* 11	F	NICO STURM	55	12	20	32	9	18	3	0	0.58	0.33	125
26	C	LUKE JOHNSON	42	18	13	31	-8	43	13	0	0.74	1.02	144
28	RW	DMITRY SOKOLOV	41	15	7	22	12	8	1	0	0.54	0.20	83
25	RW	J.T. BROWN	62	9	13	22	-15	55	4	1	0.35	0.89	113
14	RW	WILL BITTEN	51	8	13	21	-2	22	3	1	0.41	0.43	78
* 22	LW	BRANDON DUHAIME	63	6	14	20	4	71	1	0	0.32	1.13	100
47	D	LOUIE BELPEDIO	62	5	15	20	3	102	1	0	0.32	1.65	149
* 43	C	CONNOR DEWAR	52	6	13	19	10	22	0	1	0.37	0.42	70
44	D	MATT BARTKOWSKI	55	2	16	18	3	55	0	1	0.33	1.00	98
40	C	GABRIEL DUMONT	34	8	7	15	-6	38	4	1	0.44	1.12	62
29	D	KEATON THOMPSON	45	2	12	14	14	20	0	0	0.31	0.44	51
36	F	COLTON BECK	47	4	7	11	-11	10	1	0	0.23	0.21	71
41	D	JOSH ATKINSON	61	0	10	10	2	44	0	0	0.16	0.72	65
12	C	KYLE BAUMAN	34	3	5	8	-5	8	0	0	0.24	0.24	26
55	LW	CODY MCLEOD	21	4	3	7	0	41	0	0	0.33	1.95	33
23	LW	MASON SHAW	17	3	3	6	6	8	0	0	0.35	0.47	24
17	LW	MIKE LIAMBAS	43	3	2	5	-6	68	0	0	0.12	1.58	37
6	C	MITCH MCLAIN	28	2	2	4	-6	38	0	0	0.14	1.36	39
18	D	MATT REGISTER	30	1	2	3	0	10	0	0	0.10	0.33	29
* 15	D	TURNER OTTENBREIT	30	1	1	2	-10	30	0	0	0.07	1.00	30
37	D	HUNTER WARNER	27	1	0	1	-3	30	0	0	0.04	1.11	18

#	GOALTENDER	GP	W	L	SOL	SO	SA	GA	GAA	SV	SV%	MIN
34	KAAPO KAHKONEN	34	25	6	3	7	972	71	2.07	901	0.927	2058:20
* 60	MAT ROBSON	26	11	10	5	1	780	77	2.97	703	0.901	1556:07
* 30	DERECK BARIBEAU	4	1	2	0	0	96	12	3.44	84	0.875	209:18

\*Rookie

CHL	TEAM	GP	G	A	PTS	+/-	PIM
D Calen Addison	Lethbridge (WHL)	50	10	42	52	7	51

Named WHL Eastern Conference Defenseman of the Year (4/20)...Ranked T-5th in assists, T-6th in PPA (20) and T-7th in scoring amongst WHL defensemen...Recorded four PPG and two GWG...Tallied a point in 17 of last 21 games (3-23=26)...Recorded 11-game point streak (3-16=19, 12/6-2/14)...Notched season-high five assists vs. Regina (1/24)...Tallied hat trick at Red Deer (11/23)...Named WHL Eastern Conference Defenseman of the Year...Recorded nine points (1-8=9) in seven games to help Team Canada win gold medal at 2020 World Junior Championship...Ranked first in assists and second in scoring amongst defensemen at tournament...Point total ranked T-6th overall...Playing in fourth season with Lethbridge...Acquired by Wild in trade with Pittsburgh (2/10/20).

LW Adam Beckman	Spokane (WHL)	63	48	59	107	44	18
-----------------	---------------	----	----	----	-----	----	----

Recipient of the Four Broncos Memorial Trophy for being named the WHL Player of the Year (5/21)...Signed three-year, entry-level contract with Minnesota (3/23)...Led WHL in scoring, goals and shots (316), ranked second in PPG (16) and GWG (9), T-3rd in assists and fifth in plus/minus rating...Earned Bob Clarke Trophy as 2019-20 WHL Scoring Champion...Recorded 32 multi-point games...Tallied a point in 33 of last 36 games (35-34=69)...Has tallied five points in a game three times this season...Named WHL Player of the Week (2/3, 12/16)...Recorded 18-game point streak (21-12=33, 12/7-1/25)...Tied franchise record with 10-game goal streak (16-5=21, 12/7-1/3)...Playing in second season with Spokane...Wild's third-round selection in 2019 NHL Entry Draft.

RW Shawn Boudrias	Cape Breton (QMJHL)	59	35	44	79	39	81
-------------------	---------------------	----	----	----	----	----	----

Ranked T-7th in QMJHL in GWG (6), T-8th in shots (246) and T-11th in plus/minus rating...Ranked second on team in scoring, T-2nd in plus/minus rating, third in goals and assists...Tallied four PPG...Recorded hat trick (3-1=4) vs. Saint John (1/10)...Recorded season-high 10 shots vs. Halifax (12/9)...Tallied career-high five points (3-2=5) at Baie-Comeau (10/4)...Playing in fifth season in QMJHL...Wild's sixth-round selection in 2018 NHL Entry Draft.

F Damien Giroux	Saginaw (OHL)	61	44	31	75	34	22
-----------------	---------------	----	----	----	----	----	----

Signed three-year, entry-level contract with Minnesota (3/23)...Ranked T-1st in the OHL in GWG (10), T-6th in goals and T-7th in SHG (4)...Leads team in goals, ranks third in scoring and fourth in shots (165)...Recorded 11 PPG...Tallied 17 points (11-6=17) during current nine-game point streak...Recorded four points in a game three times this season...Played for Team OHL in 2019 CIBC Canada Russia Series...Served as team captain...Playing in fourth season with Saginaw...Wild's fifth-round selection in 2018 NHL Entry Draft.

D Fedor Gordeev	Guelph (OHL)	51	4	28	32	3	40
-----------------	--------------	----	---	----	----	---	----

Led team defensemen in assists and shots (137), ranks second in scoring...Recorded nine points (1-8=9) in last 10 games...Tallied GWG and season-high nine shots at Soo (2/8)...Notched career-high three assists vs. Flint (1/24) and at Soo (11/1)...Tallied two PPG and one GWG...Playing in fifth season in OHL and second with Guelph...Acquired in trade with Toronto (5/30/19).

C Matvey Guskov	London (OHL)	62	16	14	30	6	48
-----------------	--------------	----	----	----	----	---	----

Recorded two goals vs. Saginaw (2/7)...Tallied two goals including GWG vs. Sudbury (1/17)...Recorded two GWG and one PPG...Skating in second season with London...Minnesota's fifth-round selection in 2019 NHL Entry Draft.

F Alexander Khovanov	Moncton (QMJHL)	51	32	67	99	58	94
----------------------	-----------------	----	----	----	----	----	----

Led QMJHL in plus/minus rating, ranks second in scoring, assists and PPA (24) and T-7th in GWG (6)...On 18-game point streak (10-25=35)...Recorded 29 multi-point games, two PPG and one SHG...Has notched a point in 31 of last 32 games (16-46=62)...Recorded career-best six points (1-5=6) vs. Saint John (10/13)...Tallied eight points (3-5=8) including two GWG in seven games as Russia earned silver medal at 2020 IIHF World Junior Championship...Ranked T-2nd on team in scoring and third in shots (20)...Served as captain for Russia in 2019 CIBC Canada Russia Series...Playing in third season with Moncton...Wild's third-round selection in 2018 NHL Entry Draft.

RW Ivan Lodnia	Niagara (OHL)	41	27	35	62	-1	22
----------------	---------------	----	----	----	----	----	----

Led team in scoring, goals, GWG (3) and shots (179), ranks second in assists...Named team captain (1/10)...Tallied four PPG and two SHG...Tallied season-high six points (2-4=6) at North Bay (1/2)...Recorded 19 points (6-13=19, 12/5-1/4) during 7-game point streak...Recorded hat trick at Barrie (11/23)...Assigned to Niagara from Iowa (10/13)...Playing in fifth season in OHL...Minnesota's third-round selection in 2017 NHL Entry Draft.

C Nikita Nesterenko	Chilliwack (BCHL)	56	20	36	56	-	29
---------------------	-------------------	----	----	----	----	---	----

Tallied four assists in seven games as Chilliwack lost to Surrey, 4-3, in the first round of the BCHL playoffs...Led team in scoring, goals, assists, GWG (5), PPP (25), PPA (17) and ranked T-1st in PPG (8) in regular season...Named a finalist for the Bruce Allison Memorial Trophy (Rookie of the Year)...Ranked T-1st amongst BCHL rookies in PPP and GWG, T-2nd in assists, third in scoring and fifth in goals in regular season...Recorded seven-game point streak (3-12=15, 1/4-1/29)...Committed to play at Boston College in 2020-21...Minnesota's sixth-round selection in 2019 NHL Entry Draft.

COLLEGE	TEAM	GP	G	A	PTS	+/-	PIM
C Matt Boldy	Boston College (H-East)	34	9	17	26	16	8

Ranked second amongst NCAA freshmen in shots (101)...Ranked third on team in shots, fourth in assists and fifth in scoring...Ranked T-2nd amongst team forwards in blocked shots (15)...Owned 15 points (7-8=15) in the last nine games and 20 points (8-12=20) in the last 14 games...Tallied season-high three points vs. Merrimack (2/27), vs. Northeastern (2/21), vs. Merrimack (2/15), vs. Harvard (2/10)...Tallied GWG in first collegiate game vs. Wisconsin (10/11)...Skating in freshman season...Wild's first-round selection in 2019 NHL Entry Draft.

RW Mitchell Chaffee	U. of Massachusetts (H-East)	30	16	13	29	16	16
---------------------	------------------------------	----	----	----	----	----	----

Signed two-year, entry-level contract with Minnesota (3/24)...Served as co-captain during junior season...Ranked T-1st on team in power play points (9), second in scoring, goals, PPG (3), GWG (3) and shots on goal (101)...Ranked T-7th in Hockey East in goals and GWG...Registered first career hat trick at Vermont (1/17)...Collected 13 points (8-5=13) during career-best, eight-game point streak (10/19-11/22)...Signed as free agent by Minnesota, March 24, 2020.

COLLEGE	TEAM	GP	G	A	PTS	+/-	PIM
LW Vladislav Firstov	U. of Connecticut (H-East)	34	11	12	23	14	31

Ranked T-3rd amongst NCAA freshmen forwards in GWG (3), T-7th in plus/minus rating and T-8th in goals...Ranked T-1st on team in GWG, second in plus/minus rating, third in goals, T-3rd in scoring and T-4th in assists...Recorded six points (2-4=6) in weekend sweep of New Hampshire (1/31-2/1)...Recorded three points (2-1=3) including GWG and 7 shots vs. Miami (11/29)...Playing in freshman season...Wild's second-round selection in 2019 NHL Entry Draft.

F Sam Hentges	St. Cloud State Univ. (NCHC)	28	7	17	24	-9	20
---------------	------------------------------	----	---	----	----	----	----

Ranked third on team in assists, fourth in scoring and T-4th in goals...Collected two PPG and one GWG...Named NCHC Player of the Month for October...Missed six games due to injury...Skating in sophomore season...Wild's seventh-round selection in 2018 NHL Entry Draft.

F Jack McBain	Boston College (H-East)	34	6	15	21	5	39
---------------	-------------------------	----	---	----	----	---	----

Ranked fourth on team in PIM...Led team forwards in blocked shots (17)...Tallied two assists at New Hampshire (3/7)...Recorded two goals vs. Harvard (2/10)...Tallied two goals vs. Notre Dame (12/8)...Tallied three points (1-2=3) in weekend sweep of Connecticut (11/8-11/9)...Owns two SHG and one PPG...Skating in sophomore season...Minnesota's third-round selection in 2018 NHL Entry Draft.

C Bryce Misley	U. of Vermont (H-East)	34	5	5	10	-7	14
----------------	------------------------	----	---	---	----	----	----

Tallied season-best two goals including GWG vs. Northeastern (2/29)...Recorded two assists vs. Providence (2/15)...Tallied three points (1-2=3) in weekend series at Merrimack (1/24-1/25)...Ranked third on team in blocked shots (31) and T-4th in goals...Skating in junior season...Wild's fourth-round selection in 2017 NHL Entry Draft.

RW Nick Swaney	U. of Minn. Duluth (NCHC)	31	12	14	26	8	4
----------------	---------------------------	----	----	----	----	---	---

Ranked T-7th in the NCAA in shots (140)...Ranked T-1st on team in GWG (3), fourth in scoring and fifth in goals...Tallied three goals in weekend sweep vs. Denver (1/31-2/1)...Recorded three points (2-1=3) vs. Western Michigan (1/10)...Owns four PPG and one SHG...Skating in junior season...Wild's seventh-round selection in 2017 NHL Entry Draft.

D Marshall Warren	Boston College (H-East)	34	6	5	11	22	22
-------------------	-------------------------	----	---	---	----	----	----

Led NCAA freshmen defensemen in plus/minus rating and ranked T-2nd in goals...Led team defensemen in goals, ranked second in scoring and shots (48) and third in plus/minus rating...Tallied GWG vs. New Hampshire (3/6)...Recorded goal in first collegiate game vs. Wisconsin (10/11)...Skating in freshman season...Wild's sixth-round selection in 2019 NHL Entry Draft.

INTERNATIONAL	TEAM	GP	G	A	PTS	+/-	PIM
D Filip Johansson	Leksand IF (SHL)	39	2	2	4	-9	14

Tallied goal and assist vs. Orebro (10/24)...Skating in first full season in Sweden's Elite League...Wild's first-round selection in 2018 NHL Entry Draft.

D Simon Johansson	Djurgarden IF (SHL)	34	1	6	7	-1	18
-------------------	---------------------	----	---	---	---	----	----

Recorded two assists in 10 games as Djurgarden lost to Mountfield HK in semifinals of Champions Hockey League, a 32-team European hockey tournament...Skating in first full season in Sweden's Elite League...Minnesota's fifth-round selection in 2018 NHL Entry Draft.

LW Kirill Kaprizov	CSKA Moscow (KHL)	57	33	29	62	32	10
--------------------	-------------------	----	----	----	----	----	----

Tallied four points (2-2=4) in four playoff games...Recorded GWG in overtime of Game 4 (3/8) to help CSKA sweep Torpedo in the first round of the KHL playoffs...Led KHL in goals, ranked third in scoring, T-4th in GWG (6), fifth in plus/minus rating in regular season...Tallied 10 points (8-2=10) in last five games...Season-best 11-game point streak (8-10=18, 1/4-1/29)...Recorded five PPG...Played in KHL All-Star Game for fifth straight season (1/19)...Tallied two hat tricks...Became youngest player to record 100 goals in KHL at 22 years, 170 days (10/15)...Sixth season in KHL, fourth with CSKA Moscow...Wild's fifth-round selection in 2015 NHL Entry Draft.

C Andrei Svetlakov	CSKA Moscow (KHL)	41	5	12	17	7	24
--------------------	-------------------	----	---	----	----	---	----

Won 277-of-479 face-offs taken (57.8%) during the regular season...Skating in fifth season with CSKA Moscow...Minnesota's sixth-round selection in 2017 NHL Entry Draft.

GOALTENDERS	TEAM	GP	MIN	GAA	RECORD	SO	GA	SV%
Hunter Jones	Peterborough (OHL)	49	2833	2.75	31-14-3	4	130	.913

Signed three-year, entry-level contract with Minnesota (3/26)...Ranked second in the OHL in shutouts, fourth in wins and GAA and fifth in SV%...Stopped 97-of-99 shots faced in last three starts...Made 40 saves to record fourth shutout of season vs. Hamilton (3/5)...Stopped all 30 shots faced in 2-0 win vs. Flint (1/18)...Made 23 saves in 4-0 win vs. Ottawa (1/11)...Named OHL Goaltender of the Month for October...Named OHL Player of the Week (10/21) going 3-0-0 with a 1.67 GAA and a .943 SV% in three starts...Played for Team OHL in the 2019 CIBC Canada Russia Series...Playing in third season with Peterborough...Wild's second-round selection in 2019 NHL Entry Draft.

Filip Lindberg	U. of Massachusetts (H-East)	18	943	1.91	8-5-2	2	30	.927
----------------	------------------------------	----	-----	------	-------	---	----	------

Ranked eighth in the NCAA in GAA and 14th in SV%...Made season-high 41 saves in 3-1 win vs. Boston College (1/10)...Made 27 saves in 4-0 shutout at Brown (12/10)...Sixth career shutout...Made 15 saves in 5-0 shutout vs. Union (10/19)...Skating in sophomore season...Minnesota's seventh-round selection in 2019 NHL Entry Draft.

Dereck Baribeau	Allen (ECHL)	15	700	2.74	9-2-0	2	32	.914
-----------------	--------------	----	-----	------	-------	---	----	------

Recalled by Iowa (3/3)...Made 34 saves in 4-0 win vs. Tulsa (2/18)...Made 26 saves in 4-0 shutout at Rapid City (2/14)...Americans are 37-12-8 and rank second in the ECHL with 82 points...Playing in first professional season...Signed as a free agent by Minnesota (9/18/17).



# 2019-2020 IOWA WILD NOTES

- **Sam Anas** was named to the AHL's First All-Star Team. He led the league in scoring, assists and PPA (34) and set a franchise record for points in a season. His 42 power play points were the most by any player since 2013-14. Anas also represented Iowa at the 2020 AHL All-Star Game.
- **Kaapo Kahkonen** was named the winner of the Aldege "Baz" Bastien Memorial Award as the AHL's outstanding goaltender. He led the AHL in wins and shutouts and ranked fourth in goals-against average and save percentage and was named to the AHL's First All-Star Team. Kahkonen allowed two goals or less in 22 of his 34 contests and was named Goaltender of the month for February.
- **Gerry Mayhew** won the Les Cunningham Award as the AHL's MVP. He led league in goals and GWG, ranked T-2nd in PPG, T-3rd in scoring and T-6th in shots on goal. He was named to the AHL's Second All-Star Team, represented Iowa at the 2020 AHL All-Star Game and was named Player of the month for January. Mayhew's 39 goals were the most in the AHL since the 2011-12 season.
- **Brennan Menell** was named to the AHL's First All-Star Team. He ranked first in assists and PPA and second in scoring amongst league defensemen. His assist total ranked T-2nd in the AHL. Menell also represented Iowa at the 2020 AHL All-Star Game.



# SEASON -IN- REVIEW



OUR STATE. OUR TEAM. OUR ICE.





## GOALS, GOALS, GOALS

- The Wild outscored its opponents, 44-33, including a Minnesota shootout goal in the last 11 games. The Wild ranked second in the NHL in goals scored since Feb. 19.
- The Wild totaled 17 goals in three contests (Feb. 25-28), tying the franchise record for most goals scored in a three-game span, last April 7-11, 2009.
- Minnesota recorded seven-plus goals four times— the most in a single season in franchise history. The Wild was one of six NHL teams to register four-or-more seven-plus goal games this season: PIT (7), TBL (6), COL (4), EDM (4), MIN (4), VAN (4)
- Minnesota recorded 14 power-play goals in its final 18 games and ranked second in the NHL in PPG since Feb. 4.

## HOME SWEET HOME

- The Wild totaled three-plus goals in 26 of its 35 home games, including a shootout goal.
- Minnesota played a franchise record nine home games in February - the most home games in a month in team history.
- The Wild played 18 of its 25 games from Dec. 28-Feb. 29 at Xcel Energy Center – the second-most home games played in the NHL in that timeframe (OTT – 19 home games).
- Minnesota recorded a 12-game home point streak from Oct. 20-Dec. 14 (9-0-3), the second-longest home point streak in team history. It was the third-longest home point streak in the NHL (BOS, 17 games; NYI, 13 games).

## ON THE ROAD

- The Wild went 7-1-0 in its last eight road contests, outscoring its opponents, 35-22 (including a Wild shootout goal).
- Minnesota recorded a six-game road win streak, Feb. 7-March 5, tied for the third-longest in the NHL. The streak was the fourth-longest in franchise history.
- Minnesota went 15-8-2 in its last 25 road games, scoring three-or-more goals in 20 of those 25 contests. Minnesota totaled 96 goals in that span and led the NHL in road goals/game (3.84) since Nov. 5 (includes one Wild shootout goal).
- The Wild set a franchise record for most points in a road game with 23 (8-15=23) on Dec. 19 at ARI.
- Per NHL Stats, the Wild became the second team in NHL history to play 20 of its first 30 games on the road to start the season (Oct. 3-Dec. 7), joining the Chicago Blackhawks (2005-06).

## POSITIVE IMPACT

- **Jonas Brodin** set career highs in assists and points. He led the Wild in blocked shots, ranks second in plus/minus rating and fourth in assists.
- He tallied 20 points (1-19=20) and a plus-16 rating in the last 42 games, ranking T-5th amongst NHL defensemen in plus/minus rating since Dec. 3.
- The blueliner recorded a season-high and tied his career-best with a plus-4 rating Feb. 27 at DET.
- Brodin recorded a three-game point streak three times: Dec. 3-7 (4a); Nov. 14-19 (1-2=3); Feb. 25-28 (0-3=3).
- He registered two at TB (12/5), including his 100th career helper. He became the sixth defenseman in Wild history to reach 100 assists, second this season (Dumba).
- The Karlstad, Sweden native skated in his 500th career game vs. STL (11/2) to become the fourth defenseman in Wild history to reach the milestone.

## FA-LA-LA FIALA

- **Kevin Fiala** led the Wild in scoring, shots and multi-point games (14), ranked T-1st in PPP (18) and second in goals, assists and PPG.
- He set career highs in assists, points, PPG, PPP and PIM.
- Fiala recorded 14 points (7-7=14) in the last eight contests, including four PPG, three GWG and 35 shots on goal. He led the NHL in GWG, ranked T-2nd in scoring and PPG, T-3rd in goals and seventh in shots on goal since Feb. 25.
- He tallied 11 points (5-6=11) during a career-high, six-game assist streak (2/25-3/3), the longest assist streak by a Wild player this season.

- Fiala set a career-high, five-game multi-point streak (Feb. 25-March 3) to become the first player in franchise history to record multiple points in five straight games. Per NHL Stats, he was one of three players to record a five-game, multi-point streak this season (Leon Draisaitl and Nikita Kucherov).
- The Swiss native's goal on March 1 marked his 20th goal of the season to become the third Switzerland-born player in NHL history to record multiple 20-plus goal seasons (Timo Meier, Nino Niederreiter).
- He totaled 19 points (10-9=19), including seven multi-point contests, during the month of February. Per NHL Stats, only two players collected more points in a single month in franchise history: Eric Staal (13-8=21) in Feb. 2018 and Brian Rolston (8-13=21) in Dec. 2005.

## EASY PARISE

- **Zach Parise** tallied nine points (4-5=9) in the last seven games, including a four-game goal streak (Feb. 28-March 5) and a five-game point streak (Feb. 17-March 5).
- He recorded 20 points (11-9=20) in the last 24 games, including seven power-play goals. He posted a career-high, four-game PPG streak (Jan. 14-20).
- Parise ranked T-3rd in the NHL with seven PPG since Jan. 14.
- He recorded his 400th career assist on Feb. 11 to become the 34th active NHL player and eighth Minnesota-born player to reach the milestone.
- Parise skated in his 1,000th NHL game at DAL (2/7) to become the 347th player (344th skater) in NHL history to reach the 1,000-goal milestone and the eighth Minnesota-born player to reach the milestone.
- His goal vs. VAN (2/6) was his 20th of the season – marking the fifth time (10th NHL) he's registered 20-plus goals with the Wild, tying Marian Gaborik for the most 20-plus goals seasons in franchise history.
- His PPG at NJ (11/26) was his 61st career with the Wild – the most in team history.
- The winger scored a goal at NYR (11/25), his 348th career point in a Wild sweater, moving him into sole possession of third place for most points in franchise history, surpassing Pierre-Marc Bouchard.
- His second goal at BUF (11/19) marked his 34th career GWG with the Wild, the second-most in franchise history.

## DR. SOUCE

- **Carson Soucy** led the team in plus/minus rating and ranked fifth in hits.
- He set a franchise record for plus/minus rating by a rookie. His goal and point total ranked fourth in team history by a rookie defenseman.
- Soucy ranked T-4th amongst NHL rookies in plus/minus rating.
- He notched a shorthanded goal vs. PHI (12/14) to become the fourth rookie and sixth defenseman in franchise history to record a SHG.

## SURGING SPURGEON

- **Jared Spurgeon** led NHL defensemen in goals (9) and ranked T-1st in PPG (3) and PPP (9) since Jan. 16.
- He notched seven points (5-2=7) in the last 10 games and 15 points (9-6=15) in the last 23 games.
- Spurgeon registered his first career hat trick Feb. 21 in his hometown of Edmonton, Alberta, including his second GWG of the season.
- Per NHL Stats, Spurgeon became the 12th different blueliner in NHL history to score a natural hat trick in either the regular season or Stanley Cup Playoffs.
- He joined Ryan Suter (1/4/14) as the only two defensemen in franchise history to record a hat trick.
- Spurgeon scored a goal in back-to-back games twice: Jan. 18-20; Feb. 9-11 - tying his career-best, two-game goal streak for the sixth and seventh time respectively.
- He recorded a PPG vs. FLA (1/20) to move into sole possession of first place for most PPG by a Wild defenseman, surpassing Brent Burns.
- His goal scored on Jan. 18 was his first game-winning goal of the season and his 14th career. He is the all-time leader in GWG amongst team defensemen.

## NO STAALING

- **Eric Staal** led the team in GWG, ranked third in goals, assists and scoring, T-3rd in multi-point games and fourth in PPP.
- Staal represented the Wild at the 2020 NHL All-Star Game - his sixth career All-Star appearance and second with Minnesota (2018).
- He netted the power-play overtime winner vs. WPG (1/4), his first overtime goal in a Wild sweater and first since Dec. 29, 2011 vs. TOR.
- Staal scored a goal for his 1,000th career NHL point at CHI (12/15) to become the 89th player in NHL history to reach the 1,000-point milestone, sixth active.
- The native of Thunder Bay, Ontario, recorded two points (1-1=2) in his 1,200th career game vs. OTT (11/29). He became the 113th NHL player (112th skater) to reach 1,200 games and second to do so since entering the League in 2003 (Marleau).
- He registered three points (2-1=3), including the game-winning goal, all in the first period vs. EDM (10/22). It marked the sixth time in his career he recorded three points in the first stanza of a game and first with Minnesota. He also became the eighth Wild player to record three points in the first period of a game.

## STALOCK FOR THE SAVE

- **Alex Stalock** set career highs in games played, starts, wins and shutouts and ranked T-5th in the NHL in shutouts.
- Stalock went 9-3-1 with a 2.22 GAA, a .924 SV% and two shutouts in his final 13 starts.
- He went 11-4-1 with a 2.25 GAA, a .920 SV% and three shutouts in his last 16 games, ranking T-1st in the NHL in shutouts and T-2nd in wins since Jan. 16.
- Stalock made seven straight starts from Feb. 25 to March 7, tying his career high.
- He made a season-high 40 saves at SJ (3/5) to become the fifth goaltender in Wild history to reach 20-plus wins in a season.
- The Minnesota native recorded a career-best, four-game win streak from Feb. 21-28.
- He tallied an assist Jan. 9, his fourth career and third in a Wild sweater. His three assists are the fourth-most by a goaltender in franchise history.
- The goalie started his 100th career game Dec. 1 to become the seventh Minnesota-born goalie to reach 100 career NHL starts.

## SUTE UP

- **Ryan Suter** tallied 39 points (6-33=39) in the last 49 games, including nine multi-point contests. He ranked T-2nd amongst NHL defensemen in assists and T-3rd in scoring since Nov. 19.
- He reached the 40 assist mark for the third straight season and fourth overall (all with the Wild). Suter is the only Wild defenseman to tally 40-plus assists in a season and the second player to do so in four-or-more campaigns (Koivu, five).
- Suter led the Wild in assists (T-5th amongst NHL blueliners) and TOI/gm (T-9th in NHL), ranked T-1st in PPP (T-11th amongst NHL defensemen) and second in scoring (T-8th amongst NHL defensemen).
- He is the sole Wild defenseman to register 40-plus points in three-or-more seasons. Per NHL Stats, Suter is one of seven NHL defensemen to record 40-plus points in each of the last five seasons: Brent Burns, Victor Hedman, Roman Josi, Erik Karlsson, Torey Krug and Keith Yandle.
- He recorded a power-play assist vs. WPG (1/4) to take sole possession of second place in team history. Suter tallied his 100th PPA in a Wild sweater at BUF (11/19) to become the first defenseman in team history to record 100 PPA.
- Suter registered three assists at CHI (12/15) to tie his career high for the seventh time. The three assists also tie the Wild record for most assists by a defenseman in a single game – a feat Ryan has accomplished five times, the most by any Wild blueliner.
- He skated in his 1,100th career game vs. DAL (12/1) to become the 195th player (194th skater) in NHL history to reach 1,100 games. He also became the 64th defenseman in League history to reach the milestone.

- The blueliner tallied a career-best plus-5 rating vs. OTT (11/29). The plus-5 rating tied the franchise record for highest plus/minus rating in a single game.
- Suter notched two points (1-1=2) at COL (10/5) for his 100th career multi-point game. Per NHL Stats, he became the ninth active NHL defenseman to record 100-plus multi-point games.

## THE KIDS ARE ALRIGHT

- **Ryan Donato** tallied five points (3-2=5) in the last eight games and 10 points (6-4=10) in his last 19 games.
  - The Boston, Mass. native, set career highs in games played, goals, hits and PIM.
  - He ranked T-1st on the Wild with 14 even-strength goals.
  - The 23-year-old registered four points (3-1=4) in a season-high, four-game point streak (12/7-12/14/19).
- **Joel Eriksson Ek** recorded eight points (4-4=8) in the last 16 games, including his first career multi-goal game (Feb. 7) and ranked T-2nd in the NHL in GWG (3) since Feb. 7.
  - He scored his first career PPG vs. VGK (2/11).
  - Eriksson Ek has set career highs in goals, GWG, assists and points. He ranked T-2nd on the Wild in GWG and fourth in hits.
  - The Karlstad, Sweden native, tied his career-high, three-game point streak twice this season, including his first career assist streak: Nov. 2-7; Dec. 23-29.
- **Jordan Greenway** set career highs in assists, points, PIM, hits, blocked shots and takeaways.
  - He tallied nine points (2-7=9) in the last 16 games.
  - Greenway recorded a career-high four takeaways at SJ (3/5). He led the team in takeaways (41) and ranked third in PIM and hits (95).
- **Luke Kunin** set career highs in games played, goals, assists, points, shots, PIM and blocked shots.
  - He ranked second on the team in PIM and fourth in shots on goal.
  - Kunin finished the season on a career-high, four-game point streak (2-2=4).
  - He tallied 18 points (7-11=18) in his last 27 games, including three multi-point games.
  - Kunin tallied his second career multi-goal game vs. FLA (1/20), including his second career SHG.
  - The forward tied his career-best with a three-game assist streak (0-3=3) from Jan. 12-16.
  - The Chesterfield, Mo. native, skated in his 100th career game vs. PHI (12/14) to become the 79th skater to play 100 career games with Minnesota.

## NHL DEBUTS

- **Gerald Mayhew** scored in his NHL debut at TOR (10/15).
- He became the highest player to score a goal in his NHL debut with the Wild and ninth oldest player to make his NHL debut in team history (26 years, 287 days).
- **Brennan Menell** made his NHL debut vs. ANA (12/10) and was a plus-2 in 10:23 of TOI.

## OFFENSE BY DEFENSE

- Minnesota ranked fourth in the NHL in goals (43) and points (168) and T-4th in PPG (9) scored by defensemen. The Wild ranked T-2nd in percentage of points (28.8%) and fourth in percentage of goals (19.7%) scored by defensemen.

## SHUTOUT LEADERS

- Minnesota ranked T-4th in the NHL with six shutouts.





GAME	DATE	OPPONENT	RESULT	W	L	OT	RECORD	PTS	DIVISION/ CONF. RANK	WILD GOALS (BY #)	WILD GOALTENDERS	ATT.
1	10/3	@ NSH	2-5		L		0-1-0	0	t-4th/t-7th	16p,24	Dubnyk	*17,455
2	10/5	@ COL	2-4		L		0-2-0	0	t-5th/t-9th	20,11p	Dubnyk	17,090
3	10/10	@ WPG	2-5		L		0-3-0	0	t-6th/t-14th	38,77	Dubnyk	*15,325
4	10/12	PIT	4-7		L		0-4-0	0	7th/15th	16p,46,77,19	DUBNYK/Stalock	*19,157
5	10/14	@ OTT	2-0	W			1-4-0	2	6th/14th	49,11	Stalock	11,500
6	10/15	@ TOR	2-4		L		1-5-0	2	7th/15th	19,26	Dubnyk	*19,149
7	10/17	@ MTL	0-4		L		1-6-0	2	7th/15th		Stalock	20,419
8	10/20	MTL	4-3	W			2-6-0	4	7th/15th	16p,17,77p,11	Dubnyk	17,344
9	10/22	EDM	3-0	W			3-6-0	6	t-6th/t-14th	12,12,77p	DUBNYK/Stalock	17,189
10	10/24	@ NSH	0-4		L		3-7-0	6	t-6th/t-14th		Stalock	*17,386
11	10/26	LA	1-5	W			4-7-0	8	6th/t-13th	26,12,14,9,46	Stalock	17,444
12	10/29	@ DAL	3-6		L		4-8-0	8	t-6th/t-13th	16,12p,20p	Stalock	17,756
13	10/30	@ STL	1-2		L		4-9-0	8	t-6th/t-13th	36	Dubnyk	*18,096
14	11/2	STL	3-4		L	OT	4-9-1	9	t-6th/t-13th	17,22,36p	Dubnyk	*18,208
15	11/5	@ ANA	4-2	W			5-9-1	11	t-6th/t-12th	22,36,12,11	Stalock	15,526
16	11/7	@ SJ	5-6		L		5-10-1	11	7th/t-14th	19,12,77,6,16	Stalock/DUBNYK	15,764
17	11/9	@ ARI	4-3	W			6-10-1	13	7th/t-14th	9p,22,24,38	Dubnyk	14,428
18	11/12	@ LA	1-3		L		6-11-1	13	7th/t-14th	24	Dubnyk	16,099
19	11/14	ARI	3-2	W			7-11-1	15	7th/t-14th	22,11p,18	Dubnyk	17,079
20	11/16	CAR	3-4		L	OT	7-11-2	16	7th/t-15th	19,11s,21	Dubnyk	17,101
21	11/19	@ BUF	4-1	W			8-11-2	18	7th/t-14th	11,11p,25,16	Stalock	15,522
22	11/21	COL	3-2	W			9-11-2	20	7th/t-14th	36p,18,16	Stalock	17,574
23	11/23	@ BOS	4-5		L	OT	9-11-3	21	7th/t-14th	16p,49,12p,22	Stalock	*17,850
24	11/25	@ NYR	2-3		L	OT	9-11-4	22	7th/t-14th	11,6	Stalock	*18,006
25	11/26	@ NJ	3-2	W			10-11-4	24	7th/t-14th	11p,18,20	Kahkonen	14,627
26	11/29	OTT	7-2	W			11-11-4	26	6th/t-12th	6,46,11,19,38,12p,16	Stalock	17,112
27	12/1	DAL	3-2	W		SO	12-11-4	28	t-5th/t-11th	22p,11p	Stalock	17,096
28	12/3	@ FLA	4-2	W			13-11-4	30	5th/t-10th	16,36,21,19	Kahkonen	10,167
29	12/5	@ TB	5-4	W			14-11-4	32	5th/t-10th	14,16,21,49,36	Stalock	*19,092
30	12/7	@ CAR	2-6		L		14-12-4	32	5th/t-10th	6,36	Stalock	*18,680
31	12/10	ANA	2-3		L	SO	14-12-5	33	5th/t-10th	38,6	Kahkonen	17,154
32	12/12	EDM	6-5	W			15-12-5	35	5th/t-10th	18,16,17,6,12,19	Kahkonen	17,271
33	12/14	PHI	4-1	W			16-12-5	37	5th/9th	11,12,12,21s	Stalock	17,140
34	12/15	@ CHI	3-5		L		16-13-5	37	5th/9th	12p,22,22	Kahkonen	*21,513
35	12/17	@ VGK	2-3		L		16-14-5	37	t-5th/t-9th	36,11	Stalock	*18,220
36	12/19	@ ARI	8-5	W			17-14-5	39	5th/9th	6,17,38,12,77,36,20,19	Dubnyk	15,582
37	12/21	WPG	0-6		L		17-15-5	39	6th/11th		STALOCK/Dubnyk	17,319
38	12/23	CGY	3-0	W			18-15-5	41	6th/11th	14,19,12	Dubnyk	17,596
39	12/27	@ COL	6-4	W			19-15-5	43	5th/9th	21,12,77p,36,49,20	Dubnyk	*18,146
40	12/29	NYI	1-3		L		19-16-5	43	5th/10th	6	Dubnyk	17,506
41	12/31	TOR	1-4		L		19-17-5	43	5th/10th	20p	Dubnyk	*18,164
42	1/4	WPG	3-2	W		OT	20-17-5	45	5th/10th	17,19,12p	Dubnyk	17,271
43	1/5	CGY	4-5		L	SO	20-17-6	46	5th/10th	22p,17,17,18	Stalock	17,204
44	1/9	@ CGY	1-2		L		20-18-6	46	6th/11th	36	Stalock	18,634
45	1/12	VAN	1-4		L		20-19-6	46	t-6th/t-11th	17	Dubnyk	17,348
46	1/14	@ PIT	3-7		L		20-20-6	46	7th/t-12th	11,17,11p	Dubnyk	*18,545
47	1/16	TB	3-2	W			21-20-6	48	7th/12th	11p,14,20	Stalock	17,305
48	1/18	DAL	7-0	W			22-20-6	50	7th/12th	46,21,16p,6,36,11p,38p	Stalock	*18,219
49	1/20	FLA	4-5		L		22-21-6	50	7th/12th	46p,19s,11p,19	Stalock	17,255
50	1/22	DET	4-2	W			23-21-6	52	6th/11th	18,36,16,12	Dubnyk	17,212
51	2/1	BOS	1-6		L		23-22-6	52	7th/12th	36	Dubnyk	*18,009
52	2/4	CHI	3-2	W		OT	24-22-6	54	7th/12th	22,22p,24	Stalock	17,341
53	2/6	VAN	4-2	W			25-22-6	56	7th/12th	77,38,22p,11p	Stalock	17,191
54	2/7	@ DAL	3-2	W			26-22-6	58	t-6th/t-11th	14,6,14	Dubnyk	*18,532
55	2/9	COL	2-3		L		26-23-6	58	t-6th/t-11th	46p,22p	Dubnyk	17,444
56	2/11	VGK	4-0	W			27-23-6	60	5th/10th	14p,46p,22,11p	Stalock	17,112
57	2/13	NYR	3-4		L	SO	27-23-7	61	t-5th/t-10th	6,25,18	Stalock	17,413
58	2/15	SJ	0-2		L		27-24-7	61	6th/11th		Stalock	*18,611
59	2/19	@ VAN	4-3	W		SO	28-24-7	63	6th/11th	22,19,27	Dubnyk	*18,871
60	2/21	@ EDM	5-3	W			29-24-7	65	6th/11th	22,21,46,46,46	Stalock	17,055
61	2/23	STL	1-4		L		29-25-7	65	6th/11th	17	Dubnyk	17,266
62	2/25	CBJ	5-4	W			30-25-7	67	6th/11th	12,6,9,9,22	Stalock	17,057
63	2/27	@ DET	7-1	W			31-25-7	69	6th/11th	38,6,24,24p,18,22,12	Stalock	17,663
64	2/28	@ CBJ	5-0	W			32-25-7	71	6th/10th	14,46,38,11,22p	Stalock	*18,955
65	3/1	WSH	3-4		L		32-26-7	71	6th/11th	6,22p,11p	Stalock	17,388
66	3/3	NSH	3-1	W			33-26-7	73	5th/9th	19,22,11	Stalock	17,242
67	3/5	@ SJ	3-2	W			34-26-7	75	4th/7th	20,27,11	Stalock	14,517
68	3/7	@ LA	3-7		L		34-27-7	75	4th/7th	17,46,19	Stalock	16,082
69	3/8	@ ANA	5-4	W		OT	35-27-7	77	4th/7th	36,22p,49,27,22p	Dubnyk	15,958
70	3/12	VGK								GAME CANCELLED DUE TO COVID-19		
71	3/14	@ PHI								GAME CANCELLED DUE TO COVID-19		
72	3/15	NSH								GAME CANCELLED DUE TO COVID-19		
73	3/17	CHI								GAME CANCELLED DUE TO COVID-19		
74	3/19	@ CHI								GAME CANCELLED DUE TO COVID-19		
75	3/20	@ WPG								GAME CANCELLED DUE TO COVID-19		
76	3/23	COL								GAME CANCELLED DUE TO COVID-19		
77	3/26	NJ								GAME CANCELLED DUE TO COVID-19		
78	3/28	BUF								GAME CANCELLED DUE TO COVID-19		
79	3/29	@ STL								GAME CANCELLED DUE TO COVID-19		
80	3/31	@ NYI								GAME CANCELLED DUE TO COVID-19		
81	4/2	@ WSH								GAME CANCELLED DUE TO COVID-19		
82	4/4	@ NSH								GAME CANCELLED DUE TO COVID-19		

ALL CAPS indicates decision, \* indicates sell out, p-power-play goal, s-short-handed goal, ps-penalty shot

Overall Record .....	35-27-7
Home Record .....	19-11-5
Road Record .....	16-16-2
Scoring First .....	23-7-4
Opponent Scoring First .....	12-20-3
Leading After First Period .....	19-5-3
Trailing After First Period .....	7-15-4
Tied After First Period .....	9-7-0
Leading After Second Period .....	21-3-4
Trailing After Second Period .....	2-20-1
Tied After Second Period .....	12-4-2
Outshooting Opponent .....	17-9-1
Outshot By Opponent .....	15-16-6
Even Shots .....	3-2-0

Overtime Record - 2019-20 .....	3-4
Overtime Record - Franchise .....	67-55-80
Shootout Record - 2019-20 .....	2-3
Shootout Record - Franchise .....	70-69
vs. WESTERN CONFERENCE .....	22-17-3
vs. Central .....	8-10-1
vs. Pacific .....	14-7-2
vs. EASTERN CONFERENCE .....	13-10-4
vs. Atlantic .....	9-5-1
vs. Metropolitan .....	4-5-3

SEASON CATEGORY LEADERS				
GAMES PLAYED	Five Players	69	TIME ON ICE	Ryan Suter 1,700:09
POINTS	Kevin Fiala	54	TOI/GAME	Ryan Suter 24:38
GOALS	Zach Parise	25	FACEOFF WIN %	Mikko Koivu 53.1
ASSISTS	Ryan Suter	40	GAMES (GOALIE)	Alex Stalock 38
POWER-PLAY GOALS	Zach Parise	12	MINUTES (GOALIE)	Alex Stalock 2,177:21
SHORT-HANDED GOALS	Three Players	1	WINS	Alex Stalock 20
GAME-WINNING GOALS	Eric Staal	5	LOSSES	Devan Dubnyk 15
EVEN-STRENGTH GOALS	Four Players	14	WINNING PERCENTAGE	Alex Stalock 0.629
SHOOTOUT GOALS	Ryan Donato	2	OVERTIME LOSSES	Alex Stalock 4
3+ GOAL GAMES	Jared Spurgeon	1	GOALS-AGAINST AVG.	Alex Stalock 2.67
SHOTS ON GOAL	Kevin Fiala	175	SAVE PERCENTAGE	Alex Stalock 0.910
PENALTY MINUTES	Ryan Hartman	69	SHUTOUTS	Alex Stalock 4
PLUS/MINUS	Carson Soucy	+16	GOALS ALLOWED	Alex Stalock 97

GOALS BY PERIOD		
PERIOD	WILD	OPP.
1	61	61
2	85	70
3	69	82
OT	3	4
Total	218	217
Avg.	3.2	3.1

SHOTS BY PERIOD		
PERIOD	WILD	OPP.
1	721	670
2	698	735
3	630	699
OT	28	11
Total	2077	2115
Avg.	30.1	39.7

GOAL PRODUCTION		
GOALS	WILD	OPP.
0	0-4-0	6-0-0
1	0-8-0	5-0-0
2	1-7-2	14-3-0
3	12-5-3	4-4-2
4	10-2-2	4-8-3
5	6-1-0	2-4-2
6	2-0-0	0-5-0
7	3-0-0	0-3-0
8	1-0-0	0-0-0

PENALTIES		
	PIM	PIM/G
Home	286	8:10
Away	274	8:04
TOTAL	560	8:07

MARGIN OF VICTORY			
GOALS	TOTAL	HOME	AWAY
1G	16-7-7	9-3-5	7-4-2
2G	8-6	3-2	5-4
3G+	11-14	7-6	4-8

POWER PLAY				
	G	ATT	PCT	NHL RANK
Home	29	114	25.4	7th
Away	17	102	16.7	21st
OVERALL	46	216	21.3	T-10th

6 SHORT-HANDED GOALS ALLOWED (T-14th in NHL)

PENALTY KILL				
	GA	ATT	PCT	NHL RANK
Home	25	100	75.0	29th
Away	22	106	79.2	15th
OVERALL	47	206	77.2	25th

3 SHORT-HANDED GOAL SCORED (T-29th in NHL)

GOAL SITUATION		
	WILD	OPP.
6-on-5	1	11
6-on-4	0	1
6-on-3	0	0
5-on-5	156	140
5-on-4	43	5
5-on-3	1	0
4-on-4	2	3
4-on-3	3	0
3-on-3	1	4
3-on-4	0	1
3-on-5	0	3
3-on-6	0	0
4-on-5	3	40
4-on-6	1	3
5-on-6	7	6
Empty Net	9	12
Pen. Shot	0	0
TOTAL	218	217

2019-20 10-GAME COMPARISONS					
GAME	RECORD	GF-GA	POWER PLAY	PENALTY KILL	SF-SA
1-10	3-7-0	21-36	6-35 (17.1%)	25-32 (78.1%)	298-303
11-20	4-4-2	32-33	5-27 (18.5%)	26-29 (89.7%)	281-312
21-30	7-1-2	37-29	8-37 (21.6%)	19-28 (67.9%)	285-345
31-40	5-4-1	35-35	3-27 (11.1%)	19-25 (76%)	287-305
41-50	4-5-1	31-33	10-30 (33.3%)	21-33 (63.6%)	322-282
51-60	6-3-1	29-27	8-30 (26.7%)	25-32 (78.1%)	321-293
61-70	6-3-0	35-27	6-30 (20.0%)	24-27 (88.9%)	283-275
71-82	REGULAR SEASON CANCELLED DUE TO COVID-19				

2019-20 MONTHLY COMPARISONS					
MONTH	RECORD	GF-GA	POWER PLAY	PENALTY KILL	SF-SA
October	4-9-0	30-45	8-45 (17.8%)	34-42 (81.0%)	383-397
November	7-2-4	46-39	9-44 (20.5%)	28-34 (82.4%)	381-415
December	8-6-1	50-53	6-40 (15.0%)	29-41 (70.7%)	414-482
January	4-4-1	30-29	9-27 (33.3%)	19-30 (63.3%)	295-253
February	9-4-1	47-36	10-42 (23.8%)	34-41 (82.9%)	446-397
March	3-2-0	17-18	4-18 (22.2%)	15-19 (83.3%)	158-171
April	REGULAR SEASON CANCELLED DUE TO COVID-19				

POWER-PLAY SCORING				
PLAYER	G	A	PTS	PP TOI/GM
Kevin Fiala	9	9	18	2:23
Zach Parise	12	6	18	2:46
Ryan Suter	2	16	18	2:54
Eric Staal	5	9	14	2:42
Jared Spurgeon	3	10	13	2:29
Brad Hunt	3	7	10	2:16
Matt Dumba	1	7	8	2:39
Mikko Koivu	1	6	7	1:38
Mats Zuccarello	3	4	7	2:27
Jordan Greenway	0	3	3	0:18
Ryan Donato	0	2	2	0:44
Luke Kunin	0	2	2	0:48
Jonas Brodin	0	1	1	0:23
Joel Eriksson Ek	1	0	1	0:04
Alex Galchenyuk	0	1	1	2:07
Ryan Hartman	1	0	1	0:05

SHORT-HANDED SCORING				
PLAYER	G	A	PTS	SH TOI/GM
Jonas Brodin	0	2	2	2:03
Matt Dumba	0	1	1	1:06
Joel Eriksson Ek	0	1	1	1:59
Mikko Koivu	0	1	1	1:39
Luke Kunin	1	0	1	1:23
Zach Parise	1	0	1	0:54
Carson Soucy	1	0	1	1:09

MULTI-POINT GAMES				
PLAYER	2PT	3PT	TOTAL	TEAM RECORD
Kevin Fiala	12	2	14	13-1-0
Ryan Suter	10	1	11	6-3-2
Zach Parise	8	1	9	8-1-0
Eric Staal	6	3	9	7-2-0
Mats Zuccarello	6	2	8	6-1-1
Jared Spurgeon	3	3	6	4-2-0
Luke Kunin	5		5	3-2-0
Jonas Brodin	4		4	3-0-1
Matt Dumba	3	1	4	4-0-0
Marcus Foligno	3	1	4	2-1-1
Jordan Greenway	4		4	3-0-1
Ryan Hartman	4		4	4-0-0
Ryan Donato	3		3	3-0-0
Brad Hunt	3		3	2-1-0
Mikko Koivu	3		3	3-0-0
Joel Eriksson Ek	2		2	1-1-0
Alex Galchenyuk	2		2	2-0-0
Carson Soucy	2		2	2-0-0



# 2019-20 FINAL STATS

# 2019-20 HOME/ROAD SPLITS



#	POS	PLAYER	GP	TOI/G	G	A	PTS	+/-	PIM	PP	SH	GW	SOG	SH%
22	LW	KEVIN FIALA	64	15:24	23	31	54	-1	42	9	0	4	175	13.1
20	D	RYAN SUTER	69	24:38	8	40	48	-6	12	2	0	2	111	7.2
12	C	ERIC STAAL	66	17:08	19	28	47	-9	28	5	0	5	113	16.8
11	LW	ZACH PARISE	69	17:11	25	21	46	-11	8	12	1	4	155	16.1
36	RW	MATS ZUCCARELLO	65	15:56	15	22	37	-9	18	3	0	2	96	15.6
46	D	JARED SPURGEON	62	22:34	12	20	32	-1	18	3	0	2	112	10.7
19	C	LUKE KUNIN	63	15:27	15	16	31	-10	55	0	1	1	128	11.7
14	C	JOEL ERIKSSON EK	62	15:43	8	21	29	7	22	1	0	4	102	7.8
25	D	JONAS BRODIN	69	21:33	2	26	28	15	24	0	0	0	103	1.9
18	LW	JORDAN GREENWAY	67	14:09	8	20	28	2	54	0	0	1	93	8.6
17	LW	MARCUS FOLIGNO	59	14:35	11	14	25	8	30	0	0	0	86	12.8
24	D	MATT DUMBA	69	22:29	6	18	24	-7	41	1	0	1	167	3.6
6	C	RYAN DONATO	62	10:38	14	9	23	5	12	0	0	1	95	14.7
9	C	MIKKO KOIVU	55	15:34	4	17	21	2	28	1	0	0	74	5.4
38	RW	RYAN HARTMAN	69	12:15	9	11	20	4	69	1	0	1	114	7.9
77	D	BRAD HUNT	59	15:08	8	11	19	-7	6	3	0	0	106	7.6
*21	D	CARSON SOUCY	55	15:37	7	7	14	16	18	0	1	1	61	11.5
49	C	VICTOR RASK	43	10:28	5	8	13	7	6	0	0	2	38	13.2
27	C	ALEX GALCHENYUK	14	14:56	3	4	7	2	6	0	0	0	21	14.3
29	D	GREG PATERYN	20	15:28	0	3	3	1	6	0	0	0	22	0.0
*26	C	GERALD MAYHEW	13	11:32	2	0	2	4	2	0	0	0	16	12.5
*7	C	NICO STURM	6	11:53	0	2	2	2	0	0	0	0	2	0.0
28	C	GABRIEL DUMONT	3	11:30	0	0	0	-1	0	0	0	0	3	0.0
*41	C	LUKE JOHNSON	3	11:35	0	0	0	-3	0	0	0	0	1	0.0
*61	D	BRENNAN MENELL	5	13:59	0	0	0	1	2	0	0	0	4	0.0

#	GOALTENDER	GP	W	L	OT	SA	GA	GAA	SV	SV%	SO	PIM	MIN
32	ALEX STALOCK	38	20	11	4	1082	97	2.67	985	0.910	4	4	2177
40	DEVAN DUBNYK	30	12	15	2	849	93	3.35	756	0.890	1	2	1665
*31	KAAPU KAHKONEN	5	3	1	1	172	15	2.96	157	0.913	0	0	304

\*Rookie

#	PLAYER	GP	G	A	PTS	+/-	PIM	HOME	GP	G	A	PTS	+/-	PIM
25	JONAS BRODIN	35	1	16	17	6	10	34	1	10	11	9	9	14
24	MATT DUMBA	35	1	13	14	6	26	34	5	5	10	-13	15	
38	RYAN HARTMAN	35	4	5	9	4	36	34	5	6	11	0	33	
11	ZACH PARISE	35	13	9	22	-6	4	34	12	12	24	-5	4	
12	ERIC STAAL	35	11	16	27	-5	4	31	8	12	20	-4	24	
20	RYAN SUTER	35	2	19	21	-1	10	34	6	21	27	-5	2	
18	JORDAN GREENWAY	34	6	11	17	4	27	33	2	9	11	-2	27	
36	MATS ZUCCARELLO	34	5	6	11	-2	6	31	10	16	26	-7	12	
22	KEVIN FIALA	33	12	16	28	-1	20	31	11	15	26	0	22	
14	JOEL ERIKSSON EK	32	4	13	17	6	6	30	4	8	12	1	16	
19	LUKE KUNIN	32	9	9	18	-1	34	31	6	7	13	-9	21	
46	JARED SPURGEON	32	7	12	19	0	4	30	5	8	13	-1	14	
6	RYAN DONATO	31	8	6	14	5	12	31	6	3	9	0	0	
17	MARCUS FOLIGNO	31	8	6	14	2	22	28	3	8	11	6	8	
*21	CARSON SOUCY	29	3	4	7	6	8	26	4	3	7	10	10	
77	BRAD HUNT	27	4	4	8	-1	2	32	4	7	11	-6	4	
9	MIKKO KOIVU	27	3	9	12	4	16	28	1	8	9	-2	12	
49	VICTOR RASK	21	0	5	5	-1	2	22	5	3	8	8	4	
29	GREG PATERYN	13	0	1	1	-1	4	7	0	2	2	2	2	
27	ALEX GALCHENYUK	7	0	0	0	-1	2	7	3	4	7	3	4	
*26	GERALD MAYHEW	5	1	0	1	1	0	8	1	0	1	3	2	
*61	BRENNAN MENELL	3	0	0	0	1	2	2	0	0	0	0	0	
*7	NICO STURM	3	0	1	1	1	0	3	0	1	1	1	0	
28	GABRIEL DUMONT	2	0	0	0	-1	0	1	0	0	0	0	0	
*41	LUKE JOHNSON	1	0	0	0	-1	0	2	0	0	0	-2	0	

#	GOALTENDER	GP	W-L-OT	GAA	SV%	SO	HOME	GP	W-L-OT	GAA	SV%	SO
32	ALEX STALOCK	20	12-4-2	2.26	0.919	2	18	8-7-2	3.13	0.902	2	
40	DEVAN DUBNYK	16	6-7-2	3.13	0.891	1	14	6-8-0	3.58	0.890	0	
*31	KAAPU KAHKONEN	2	1-0-1	3.36	0.894	0	3	2-1-0	2.68	0.925	0	

\*Rookie



TEAM	
Consecutive Games Won	5 – 11/26-12/5
Consecutive Games Earning a Point	11 – 11/14-12/5, 8-0-3
Consecutive Games Lost, Regulation	4 – 10/3-10/12
Consecutive Games Lost, Regulation and OT/SO	4 – 2x, 1/5-1/14 (0-3-1); 10/3-10/12 (0-4-0)
Most Goals For, Period	4 – 3x, 12/19 at ARI (2nd and 3rd); 11/29 vs. OTT (3rd)
Most Goals Against, Period	5 – 10/29 at DAL (3rd)
Most Goals For, Game	8 – 12/19 at ARI
Most Goals Against, Game	7 – 3x
Most Power-Play Goals For, Period	2 – 2x
Most Power-Play Goals For, Game	3 – 2x
Most Power-Play Goals Against, Period	3 – 2/1 vs. BOS (2nd)
Most Power-Play Goals Against, Game	3 – 2/1 vs. BOS
Most Power-Play Attempts For, Game	7 – 3x
Most Power-Play Attempts Against, Game	8 – 1/12 vs. VAN
Most Shots For, Period	20 – 11/14 vs. ARI (1st)
Most Shots For, Game	44 – 1/4 vs. WPG
Most Shots Against, Period	20 – 3/5 at SJ (3rd)
Most Shots Against, Game	46 – 12/3 at FLA
Most Shots For, Overtime	5 – 2/4 vs. CHI
Most Shots Against, Overtime	3 – 2/13 vs. NYR
Fewest Shots For, Period	1 – 12/10 vs. ANA (1st)
Fewest Shots For, Game	17 – 10/17 at MTL
Fewest Shots Against, Period	3 – 12/14 vs. PHI (2nd)
Fewest Shots Against, Game	18 – 12/14 vs. PHI
Most Penalty Minutes Both Teams, Game	47 – 11/7 at SJ
Most Penalty Minutes Wild, Game	30 – 11/7 at SJ
Fewest Penalty Minutes Both Teams, Game	2 – 12/23 vs. CGY
Fewest Penalty Minutes Wild, Game	2 – 2x

INDIVIDUAL	
Most Goals, Game	3 – Spurgeon, 2/21 at EDM
Most Assists, Game	3 – Suter, 12/15 at CHI
Most Points, Game	3 – 15x, Parise, 2/28 at CBJ; Fiala, 2/27 at DET; Dumba, 2/27 at DET; Spurgeon, 2/21 at EDM; Fiala, 2/11 vs. VGK; Zucker, 1/18 vs. DAL; Staal, Foligno and Zuccarello at ARI (12/19; Suter, 12/15 at CHI; Zuccarello, 12/5 at TB; Spurgeon, 11/29 vs. OTT; Staal, 11/7 at SJ; Staal, 10/22 vs. EDM; Spurgeon, 10/12 vs. PIT
Most Goals, Period	2 – 7x, Koivu, 2/25 vs. CBJ (2nd); Spurgeon, 2/21 at EDM (3rd); Fiala, 2/4 vs. CHI (2nd); Foligno, 1/5 vs. CGY (1st); Fiala, 12/15 at CHI (2nd); Parise, 11/19 at BUF (1st); Staal, 10/22 vs. EDM (1st)
Most Assists, Period	2 – 12x, Hartman, 2/25 vs. CBJ (2nd); Galchenyuk, 2/21 at EDM (2nd); Fiala 12/27 at COL (1st); Zuccarello, 12/19 at ARI (2nd); Staal and Parise, 12/19 at ARI (3rd); Suter, 12/15 at CHI (2nd); Zuccarello, 12/5 at TB (1st); Spurgeon, 11/29 vs. OTT (3rd); Suter, 11/23 at BOS (2nd); Staal, 11/7 at SJ (3rd); Greenway, 10/22 vs. EDM (1st)
Most Points, Period	3 – Staal, 10/22 vs. EDM (1st)
Most Shots, Game	8 – 2x, Fiala 12/1 vs. DAL; Fiala, 11/23 at BOS
Most Penalty Minutes, Game	17 – Hartman, 11/7 at SJ
Most Hits, Game	7 – 7x, Foligno at SJ, 3/5; Foligno at VAN, 2/19; Foligno vs. TOR, 12/31; Foligno, 12/19 at ARI; Dumba, 11/23 at BOS; Greenway, 11/12 at LA; Foligno, 10/5 at COL
Most Blocked Shots, Game	7 – 2x, Brodin, 2/21 at EDM; Spurgeon, 11/25 at NYR
Most PPG, Game	2 – Fiala, 3/8 at ANA
Most PPG, Season	12 – Parise
Most SHG, Season	1 – Parise and Soucy
Most GWG, Season	5 – Staal
Most Overtime Goals	1 – 3x, Dumba, Fiala and Staal
Consecutive Games with a Goal	5 – Fiala (5-6=11, 2/25-3/3)
Consecutive Games with an Assist	6 – Fiala (5-7=12, 2/25-3/5)
Consecutive Games with a Point	6 – 2x, Fiala (5-7=12), 2/25-3/5; Staal (4-5=9), 10/26-11/7
Most Saves, Game	44 – Kahkonen, 12/3 at FLA

PLAYER	INJURY	DATE OF INJURY	GAMES OUT	RETURN
CARSON SOUCY	UPPER BODY	2/21	9	—
LUKE KUNIN	UPPER BODY	2/21	5	3/3
CARSON SOUCY	ILLNESS	2/6	2	2/9
MIKKO KOIVU	ILLNESS	1/18	2	1/22
BRAD HUNT	ILLNESS	1/14	4	HEALTHY 1/22
JASON ZUCKER	FRACTURED RIGHT FIBULA	12/15	10	1/12
GREG PATERYN	LOWER BODY	12/4	14	ACTIVATED FROM IR 1/9
MIKKO KOIVU	LOWER BODY	12/3	12	12/31
JOEL ERIKSSON EK	UPPER BODY	12/14	4	12/23
JARED SPURGEON	UPPER BODY	12/3	7	12/19
MARCUS FOLIGNO	LOWER BODY	11/7	10	12/1
LUKE KUNIN	ILLNESS	11/9	1	11/12
DEVAN DUBNYK	UPPER BODY	10/22	2	10/29
JORDAN GREENWAY	UPPER BODY	10/24	2	10/29
KEVIN FIALA	LOWER BODY	10/20	3	10/29
JOEL ERIKSSON EK	LOWER BODY	10/17	3	10/26
VICTOR RASK	LOWER BODY	10/15	3	10/24
MATS ZUCCARELLO	LOWER BODY	10/12	4	10/22
GREG PATERYN	Core muscle repair surgery	10/1	27	Assigned to Iowa on conditioning assignment 12/2
TOTAL MAN GAMES LOST			124	





## MARCH

- 3/26/20 Signed G **Hunter Jones** to a three-year, entry-level contract
- 3/24/20 Signed F **Mitchell Chaffee** to a two-year, entry-level contract
- 3/23/20 Signed F **Adam Beckman** and F **Damien Giroux** to three-year, entry-level contracts
- 3/16/20 Reassigned D **Matt Bartkowski** to Iowa
- 3/10/20 Reassigned F **Gerald Mayhew** to Iowa

## FEBRUARY

- 2/28/20 Recalled D **Matt Bartkowski** from Iowa
- 2/24/20 Reassigned D **Louie Belpedio** to Iowa
- 2/23/20 Recalled D **Louie Belpedio** and F **Gerald Mayhew** from Iowa
- 2/14/20 Relieved **Bruce Boudreau** of coaching duties and named **Dean Evason** interim head coach
- 2/10/20 Acquired LW **Alex Galchenyuk**, D **Calen Addison** and a conditional 2020 First Round Draft Pick from the Pittsburgh Penguins in Exchange for LW **Jason Zucker**
- 2/8/20 Reassigned D **Matt Bartkowski** to Iowa
- 2/6/20 Recalled D **Matt Bartkowski** from Iowa
- 2/3/20 D **Nick Seeler** claimed off waivers by Chicago

## JANUARY

- 1/15/20 Recalled D **Nick Seeler** from Iowa
- 1/10/20 Reassigned G **Kaapo Kahkonen** to Iowa
- 1/9/20 Reassigned D **Matt Bartkowski** to Iowa
- 1/7/20 Recalled D **Matt Bartkowski** and G **Kaapo Kahkonen** from Iowa
- 1/5/20 Reassigned D **Louie Belpedio** to Iowa
- 1/4/20 Recalled D **Louie Belpedio** from Iowa
- 1/3/20 Assigned D **Nick Seeler** to Iowa on a conditioning assignment

## DECEMBER

- 12/30/19 Reassigned F **Nico Sturm** to Iowa
- 12/27/19 Recalled F **Nico Sturm** from Iowa
- 12/23/19 Reassigned F **Nico Sturm** to Iowa
- 12/22/19 Reassigned F **Luke Johnson** to Iowa
- 12/19/19 Reassigned D **Brennan Menell** to Iowa
- 12/18/19 Reassigned F **Gerald Mayhew** to Iowa
- 12/16/19 Recalled F **Luke Johnson** and F **Nico Sturm** from Iowa. Reassigned G **Kaapo Kahkonen** to Iowa
- 12/14/19 Recalled F **Gerald Mayhew** from Iowa
- 12/13/19 Reassigned F **Gerald Mayhew** to Iowa
- 12/11/19 Recalled F **Gerald Mayhew** from Iowa
- 12/9/19 Reassigned F **Nico Sturm** to Iowa
- 12/6/19 Recalled D **Greg Pateryn** and F **Nico Sturm** from Iowa
- 12/5/19 Recalled D **Brennan Menell** from Iowa
- 12/2/19 Assigned D **Greg Pateryn** to Iowa on a conditioning assignment

## NOVEMBER

- 11/20/19 Recalled G **Kaapo Kahkonen** from Iowa

## OCTOBER

- 10/28/19 Reassigned F **Gerald Mayhew** to Iowa
- 10/27/19 Reassigned G **Kaapo Kahkonen** to Iowa
- 10/26/19 Reassigned F **Gabriel Dumont** to Iowa
- 10/23/19 Recalled G **Kaapo Kahkonen** from Iowa
- 10/19/19 Recalled F **Gabriel Dumont** from Iowa
- 10/13/19 Recalled F **Gerald Mayhew** from Iowa
- 10/13/19 Assigned F **Ivan Lodnia** to Niagara (OHL)
- 10/1/19 Assigned F **J.T. Brown** to Iowa

## SEPTEMBER

- 9/30/19 Assigned D **Louie Belpedio** to Iowa
- 9/27/19 Assigned F **Gerald Mayhew** and F **Nico Sturm** to Iowa and released F **Drew Stafford** from his professional tryout
- 9/24/19 Assigned D **Matt Bartkowski**, F **Luke Johnson** and F **Kyle Rau** to Iowa
- 9/22/19 Assigned F **Sam Anas**, F **Colton Beck**, F **Gabriel Dumont**, F **Mike Liambas** and D **Hunter Warner** to Iowa
- 9/20/19 Assigned F **Will Bitten**, F **Connor Dewar**, F **Brandon Duhaime**, F **Ivan Lodnia**, F **Dmitry Sokolov**, D **Brennan Menell**, D **Stepan Falkovsky**, G **Dereck Baribeau**, G **Kaapo Kahkonen** and G **Mat Robson** to Iowa. Assigned F **Alexander Khovanov** to Moncton (QMJHL). Released F **Oliver Archambault**, F **Kyle Bauman**, F **Mitch McLain**, F **Tyler Sheehy**, D **Nicholas Boka**, D **Alex Breton** and D **Jack Sadek** from their professional tryouts
- 9/16/19 Assigned F **Adam Beckman** to Spokane (WHL), F **Shawn Boudrias** to Cape Breton (QMJHL), F **Damien Giroux** to Saginaw (OHL), D **Fedor Gordeev** to Guelph (OHL), F **Matvey Guskov** to London (OHL) and G **Hunter Jones** to Peterborough (OHL). Released D **Josh Atkinson**, F **Gabe Gagne**, D **Lester Lancaster**, F **Shawn O'Donnell**, F **Brett Pollock**, D **Matt Register**, D **Keaton Thompson** and F **Jordan Topping** from their professional tryouts

- 9/14/19 Signed D **Jared Spurgeon** to a seven-year contract extension

- 9/11/19 Re-signed F **Kevin Fiala** to a two-year contract

- 9/3/19 Re-signed D **Louie Belpedio** to a one-year, two-way contract

## AUGUST

- 8/21/19 Named **Bill Guerin** General Manager
- 8/21/19 Re-signed C **Joel Eriksson Ek** to a two-year contract
- 8/9/19 Re-signed D **Hunter Warner** to a one-year, two-way contract

## JULY

- 7/30/19 Relieved General Manager **Paul Fenton** of his duties
- 7/16/19 Re-signed LW **Ryan Donato** to a two-year contract, D **Carson Soucy** to a one-year, two-way contract and C **Nico Sturm** to a one-year, two-way contract
- 7/1/19 Agreed to terms with RW **Mats Zuccarello** on a five-year contract, RW **Ryan Hartman** on a two-year contract and C **Gabriel Dumont** and C **Luke Johnson** on two-year, two-way contracts

## JUNE

- 6/25/19 Named **Matt Hendricks** Assistant Director of Player Development
- 6/24/19 Agreed to terms with D **Brad Hunt** on a two-year contract
- 6/22/19 Selected F **Vladislav Firstov**, G **Hunter Jones**, F **Adam Beckman**, F **Matvey Guskov**, D **Marshall Warren**, F **Nikita Nesterenko** and G **Filip Lindberg** in 2019 NHL Entry Draft
- 6/22/19 Acquired 75th selection (Adam Beckman) in the 2019 NHL Entry Draft from the Nashville Predators in exchange for a third round selection in the 2020 NHL Entry Draft
- 6/22/19 Acquired 59th selection (Hunter Jones) in the 2019 NHL Entry Draft from the Carolina Hurricanes in exchange for the 73rd (Patrik Puustola) and 99th (Cade Webber) selections in the 2019 NHL Entry Draft
- 6/21/19 Selected F **Matthew Boldy** in the 2019 NHL Entry Draft

THE LAST TIME:	HOME	ROAD
Recorded a shutout	2/11/20, 4-0 vs. VGK (Stalock 26 saves)	2/28/20, 5-0 at CBJ (Stalock, 24 saves)
Were shutout	2/15/20, 2-0 vs. SJ (Jones, 39 saves)	10/24/19, 4-0 at NSH (Rinne, 26 saves)
Won a 1-0 game	11/17/16, 1-0 vs. BOS (Dubnyk, 25 saves)	1/7/19, 1-0 at MTL (Dubnyk, 32 saves)
Lost a 1-0 game	3/25/19, 1-0 vs. NSH (Saros, 29 saves)	3/2/17, 1-0 at CBJ (Dubnyk, 39 saves)
Scored 5 or more goals	2/25/20, 5-4 win vs. CBJ	3/8/20, 5-4 OT win at ANA
Allowed 5 or more goals	2/1/20, 6-1 loss vs. BOS	3/7/20, 7-3 loss at LA
Overcame 2-goal deficit to win	11/23/18 vs. WPG (down 2-0 in 2nd, 4-2 win)	2/7/20 at DAL (down 2-0 in 2nd, 3-2 win)
Overcame 3-goal deficit to win	11/16/17 vs. NSH (down 3-0 in 2nd, 6-4 win)	10/8/15 at COL (down 4-1 in 3rd, 5-4 win)
Overcame 4-goal deficit to win	1/9/10 vs. CHI (down 5-1 in 3rd, 6-5 SO win)	Never
Surrendered 2-goal lead in loss	2/13/20 vs. NYR (ahead 3-1 in 3rd, 4-3 SOL)	11/23/19 at BOS (ahead 3-1 in 1st and 4-2 in 2nd, 5-4 OTL)
Surrendered 3-goal lead in loss	2/15/19 vs. NJ (ahead 4-1 in 2nd, 5-4 OTL)	10/29/19 at DAL (ahead 3-0 in 2nd, 6-3 loss)
Had a penalty shot	12/20/16, Staal vs. Varlamov (unsuccessful)	11/6/17, Granlund vs. Rask (unsuccessful)
Scored on a penalty shot	3/22/14, Coyle vs. Howard	12/16/14, Niederreiter vs. Raanta
Allowed a penalty shot goal	3/11/19, Couture vs. Dubnyk	1/21/14, Jordie Benn vs. Kuemper
Had a hat trick	2/27/18, Staal vs. STL (8-3 win)	2/21/20, Spurgeon at EDM (5-3 win)
Allowed a hat trick	1/12/19, Bertuzzi vs. DET (5-2 loss)	3/7/20, Brown at LA (7-3 loss)
Scored a shorthanded goal	1/20/20, Kunin vs. FLA (5-4 loss)	11/8/18, Granlund at LA (3-1 win)
Allowed a shorthanded goal	2/23/20, Barbashev vs. STL (4-1 loss)	3/7/20, Lizotte at LA (7-3 loss)
Scored an empty net goal	12/23/19, Staal vs. CGY (3-0 win)	2/21/20, Spurgeon at EDM (5-3 win)
Allowed an empty net goal	2/15/20, M. Karlsson vs. SJ (2-0 loss)	3/7/20, Brown at LA (7-3 loss)
Did not record penalty	2/14/17 vs. ANA (1-0 loss)	11/6/18 at SJ (4-3 loss)
Opponent did not record penalty	1/22/22 vs. DET (4-2 win)	11/12/15 at CAR (3-2 OT win)
Played in a penalty free game	Never	11/30/13 at COL (3-2 SO loss)
Won an overtime game	2/4/20 vs. CHI (Dumba)	3/8/20 at ANA (Fiala)
Lost an overtime game	11/16/19 vs. CAR (Svechnikov)	11/25/19 at NYR (Deangelo)
Won a shootout	12/1/19 vs. DAL (Koivu)	2/19/20 at VAN (Galchenyuk)
Lost a shootout	2/13/20 vs. NYR (Zibanejad)	3/5/19 at NSH (Johansen)
Recorded 20+ shots in a period	4/2/18 vs. EDM (21 in 3rd, 3-0 win)	11/3/18 at STL (20 in 2nd, 5-1 win)
Allowed 20+ shots in a period	1/12/19 vs. DET (21 in 2nd, 5-2 loss)	3/5/20 at SJ (20 in 3rd, 3-2 win)
Recorded 0 shots in a period	1/10/19 vs. WPG (0 in 3rd, 3-2 win)	11/08/01 at BOS (0 in 3rd, 5-3 win)
Allowed 0 shots in a period	3/3/13 vs. EDM (0 in 2nd, 4-2 win)	Never
Recorded 50 or more shots	Record is 48 vs. COL 10/9/14	Record is 48 at CHI 12/27/18; at WPG 3/19/17; 3/17/11 at SJ
Surrendered 50 or more shots	10/13/18 vs. CAR (57 in 5-4 OT loss)	3/17/11 at SJ (50 in 6-3 loss)

# TEAM RECORDS



OUR STATE. OUR TEAM. OUR ICE.



**JACK ADAMS TROPHY**

Selected by the National Hockey League Broadcasters' Association, awarded annually to the NHL coach judged to have contributed the most to his team's success.

- Jacques Lemaire (2003)

**LADY BYNG MEMORIAL TROPHY**

Selected by the Professional Hockey Writers' Association, awarded annually to the NHL player adjudged to have exhibited the best type of sportsmanship and gentlemanly conduct combined with a high standard of playing ability.

- Mikael Granlund (2017 – Finalist)

**KING CLANCY MEMORIAL TROPHY**

Selected by a committee of senior NHL executives, awarded to the NHL player who best exemplifies leadership qualities on and off the ice and has made a noteworthy humanitarian contribution in his community.

- Jason Zucker (2019)
- Jason Zucker (2018 – Finalist)

**BILL MASTERTON MEMORIAL TROPHY**

Selected by the Professional Hockey Writers' Association, awarded annually to the NHL player who best exemplifies the qualities of perseverance, sportsmanship, and dedication to ice hockey.

- Devan Dubnyk (2015)
- Josh Harding (2013)

**JAMES NORRIS MEMORIAL TROPHY**

Selected by the Professional Hockey Writers' Association, awarded to the NHL defenseman who demonstrates throughout the season the greatest all-round ability in the position.

- Ryan Suter (2013 – Finalist)

**LESTER PATRICK TROPHY**

Presented by the NHL and USA Hockey since 1966 to honor a recipient's contribution to ice hockey in the U.S.

- Bob Naegele, Jr. (2008)

**FRANK J. SELKE TROPHY**

Selected by the Professional Hockey Writers' Association, awarded annually to the NHL forward who demonstrates the most skill in the defensive component of the game.

- Mikko Koivu (2017 – Finalist)
- Wes Walz (2003 – Finalist)

**VEZINA TROPHY**

Selected by NHL General Managers, awarded annually to the NHL goaltender judged to be the best at the position.

- Devan Dubnyk (2015 – Finalist)
- Niklas Backstrom (2009 – Finalist)

**WILLIAM M. JENNINGS AWARD**

The NHL goaltender(s) having played a minimum of 25 games for the team with the fewest goals scored against it.

- Niklas Backstrom & Manny Fernandez (2007)

**MBNA ROGER CROZIER SAVING GRACE AWARD**

The goaltender having played a minimum of 25 games with the NHL's best save percentage.

- Niklas Backstrom (2007)
- Dwayne Roloson (2004)

**NHL FIRST ALL-STAR TEAM**

- Ryan Suter (2013)

**NHL SECOND ALL-STAR TEAM**

- Devan Dubnyk (2015)

**NHL ALL-ROOKIE TEAM**

- Jonas Brodin (2013)

**NHL ALL-STARS**

- Devan Dubnyk (2019)
- Eric Staal (2018)
- Head Coach Bruce Boudreau (2017)
- Devan Dubnyk (2017)
- Ryan Suter (2017)
- Devan Dubnyk (2016)
- Ryan Suter (2015)
- Mikko Koivu (2012) - Did not play due to injury
- Brent Burns (2011)
- Martin Havlat (2011)
- Niklas Backstrom (2009)
- Marian Gaborik (2008)
- Brian Rolston (2007)
- Filip Kuba (2004)
- Dwayne Roloson (2004)
- Marian Gaborik (2003)

**NHL ALL-STAR AWARDS**

- Marian Gaborik (2003 – Fastest Skater)
- Marian Gaborik (2003 – Second Star)

**NHL YOUNGSTARS**

- Nick Johnson (2012)
- Pierre-Marc Bouchard (2004)
- Nick Schultz (2003)
- Marian Gaborik (2002)

**OLYMPIANS****2014**

- Mikael Granlund; Finland (bronze)
- Mikko Koivu; Finland - Did not play due to injury
- Nino Niederreiter; Switzerland
- Zach Parise; USA
- Ryan Suter; USA

**2010**

- Niklas Backstrom; Finland (bronze)
- Martin Havlat; Czech Republic
- Mikko Koivu; Finland (bronze)
- Antti Miettinen; Finland (bronze)
- Marek Zidlicky; Czech Republic

**2006**

- Marian Gaborik; Slovakia
- Mikko Koivu; Finland (silver)
- Filip Kuba; Czech Republic (bronze)
- Brian Rolston; USA
- Daniel Tjernqvist; Sweden (gold)

**NHL PLAYERS OF THE MONTH**

- Eric Staal (First Star - February 2018)
- Devan Dubnyk (Third Star - December 2016)
- Devan Dubnyk (Second Star - March 2016)
- Devan Dubnyk (Third Star - March 2015)
- Devan Dubnyk (First Star - February 2015)
- Josh Harding (Third Star - November 2013)

**NHL PLAYERS OF THE WEEK**

- Manny Fernandez (12/26/05)
- Dwayne Roloson (12/15/03)
- Marian Gaborik (3/4/02)
- Marian Gaborik (10/21/02)

**NHL THREE STARS OF THE WEEK**

- Kevin Fiala (First Star - 3/2/20)
- Devan Dubnyk (Third Star - 1/28/19)
- Eric Staal (First Star - 2/26/17)
- Devan Dubnyk (Third Star - 2/12/17)
- Jason Zucker (First Star - 11/13/17)
- Jason Pominville (First Star - 2/13/17)
- Mikael Granlund (Second Star - 2/6/17)
- Eric Staal (Third Star - 12/19/16)
- Devan Dubnyk (Second Star - 10/31/16)
- Zach Parise (First Star - 3/28/16)
- Erik Haula (Second Star - 2/22/16)
- Mikko Koivu (Third Star - 12/21/15)
- Devan Dubnyk (First Star - 3/30/15)
- Devan Dubnyk (First Star - 2/9/15)
- Devan Dubnyk (Third Star - 2/2/15)
- Zach Parise (Third Star - 1/26/15)
- Ryan Suter (Second Star - 12/15/14)
- Darcy Kuemper (Second Star - 10/13/14)
- Darcy Kuemper (Third Star - 3/3/14)
- Zach Parise (First Star - 2/3/14)
- Ryan Suter (Third Star - 1/6/14)
- Josh Harding (Third Star - 11/18/13)
- Jason Pominville (First Star - 11/4/13)
- Niklas Backstrom (Second Star - 3/25/13)
- Niklas Backstrom (Third Star - 3/4/13)
- Matt Hackett (Second Star - 12/12/11)
- Josh Harding (First Star - 11/7/11)
- Jose Theodore (Third Star - 1/10/11)
- Guillaume Latendresse (Third Star - 1/18/10)
- Niklas Backstrom (Second Star - 10/20/08)
- Marian Gaborik (First Star - 1/13/08)
- Marian Gaborik (First Star - 12/23/07)
- Niklas Backstrom (Third Star - 12/3/07)
- Niklas Backstrom (First Star - 12/19/06)

**LARGEST MARGINS OF VICTORY**

Date	Margin of Victory	Opponent	Score	Goaltenders (Wild/Opp.)
1/18/20	7 goals	vs. DAL	7-0	Stalock/Khudobin, Bishop
1/15/15	7 goals	@ BUF	7-0	Dubnyk/Enroth
2/27/20	6 goals	9x, last @ DET	7-1	Stalock/Howard, Bernier

**Longest Winning Streaks**

12 games - 12/4-12/29/16  
9 games - 3/8-3/24/07  
7 games - 3/14-3/27/13  
7 games - 11/28-12/10/11  
6 games - 3x, 3/19-3/29/16

**Longest Home Winning Streaks**

8 games - 11/23-12/29/16  
8 games - 10/5-11/2/06  
8 games - 12/5/06-1/2/07  
6 games - 5x, last, 2/3-2/22/15

**Longest Road Winning Streaks**

12 games - 2/18-4/9/15  
7 games - 12/4/16-1/5/17  
7 games - 11/13-12/10/11  
6 games - 2/7-3/5/20

**POINT STREAKS**

Overall	Home	Road
13 games - 12/2-12/29/16 (12-0-1)	13 games - 12/27/17-2/13/18 (10-0-3)	14 games - 12/2/16-1/31/17 (12-0-2)
11 games - 11/14-12/15/19 (8-0-3)	12 games - 10/20-12/14/19 (9-0-3)	12 games - 2/18-4/9/15 (12-0-0)
10 games - 1/20-2/14/15 (8-0-2)	10 games - 1/16-3/15/14 (7-0-3)	9 games - 2/22-3/17/07 (7-0-2)
10 games - 3/8-3/27/07 (9-0-1)	10 games - 2/19-4/10/09 (6-0-4)	7 games - 12/6-12/30/03 (2-0-5)
9 games - 2x, last, 11/28-12/17/15 (6-0-3)	9 games - 1/6-2/6/10 (8-0-1)	7 games - 11/13-12/10/11 (7-0-0)

**WINLESS STREAKS**

Overall	Home	Road
12 games - 3/11-4/4/01 (0-7-5)	8 games - 1/7-2/13/16 (0-5-3)	12 games - 12/18/03-1/31/04 (0-4-8)
9 games - 1/19-2/8/02 (0-6-3)	8 games - 2/26-3/28/01 (0-3-5)	11 games - 12/13/11-1/19/12 (0-9-2)
8 games - 1/23-2/13/16 (0-6-2)	6 games - 2/2-2/19/19 (0-4-2)	8 games - 10/3-10/26/09 (0-8-0)
8 games - 3/10-3/26/11 (0-7-1)	6 games - 1/11-2/8/02 (0-3-3)	7 games - 2x, last, 3/31-10/12/02 (0-3-4)
8 games - 12/13-1/28/11 (0-5-3)	6 games - 11/13-11/30/03 (0-4-2)	

**LOSING STREAKS**

Overall	Home	Road
6 games - 12/19-12/31/13	5 games - 2/28-3/17/12	8 games - 10/3-10/26/09
5 games - 3/12-3/19/17	4 games - 1/31-2/14/12	7 games - 12/12/06-1/9/07
5 games - 3/31-4/9/16	3 games - 6x, last, 3/31-4/9/16	6 games - 12/6-12/29/08
5 games - 1/10-1/20/16		5 games - 4x, last, 10/15-10/30/19
5 games - 12/5-12/14/08		
5 games - 10/8-10/17/09		

**SEASON-BY-SEASON STREAKS**

Season	Longest Winning Streak	Longest Point Streak	Longest Winless Streak	Longest Losing Streak
2000-01	2 games (five times)	8 games (12/17-1/5)	12 games (3/11-4/4)	4 games (2/21-2/26)
2001-02	3 games (two times)	7 games (two times)	9 games (1/19-2/8)	4 games (1/30-2/8)
2002-03	3 games (six times)	6 games (two times)	5 games (11/25-12/5)	3 games (three times)
2003-04	3 games (four times)	9 games (12/13-12/30)	7 games (two times)	4 games (11/20-11/28)
2005-06	5 games (1/18-1/26)	5 games (1/18-1/26)	4 games (two times)	3 games (four times)
2006-07	9 games (3/8-3/24)	10 games (3/8-3/27)	4 games (11/25-12/2)	3 games (two times)
2007-08	5 games (10/4-10/14)	8 games (10/4-10/21)	5 games (two times)	3 games (two times)
2008-09	4 games (10/11-10/18)	7 games (10/11-10/27)	6 games (12/5-12/17)	5 games (12/5-12/14)
2009-10	5 games (11/27-12/5)	7 games (11/20-12/5)	5 games (10/8-10/17)	5 games (10/8-10/17)
2010-11	4 games (1/2-1/8)	4 games (two times)	8 games (3/10-3/26)	4 games (3/10-3/17)
2011-12	7 games (11/28-12/10)	7 games (11/28-12/10)	8 games (12/13-12/28)	4 games (two times)
2012-13	7 games (3/14-3/27)	7 games (3/14-3/27)	3 games (four times)	3 games (two times)
2013-14	5 games (2/4-3/3)	8 games (11/1-11/17)	6 games (12/19-12/31)	6 games (12/19-12/31)
2014-15	6 games (1/27-3/9)	10 games (1/20-2/14)	6 games (1/3-1/13)	4 games (two times)
2015-16	6 games (3/19-3/29)	9 games (11/28-12/17)	8 games (1/23-2/13)	5 games (two times)
2016-17	12 games (12/4-12/27)	13 games (12/2-12/27)	4 games (3/23-3/28)	5 games (3/12-3/19)
2017-18	5 games (2/19-2/27)	7 games (3/16-3/29/18)	3 games (11/4-11/8)	3 games (11/4-11/8)
2018-19	5 games (two times)	8 games (2/21-3/7/19)	5 games (two times)	3 games (three times)
2019-20	5 games (11/26-12/5)	11 games (11/14-12/5)	4 games (two times)	4 games (10/3-10/12)



GAMES	PENALTY MINUTES	SHORT-HANDED ASSISTS	EVEN-STRENGTH POINTS
1,028 Mikko Koivu	698 Matt Johnson	15 Mikko Koivu	433 Mikko Koivu
743 Nick Schultz	592 Mikko Koivu	8 Nick Schultz	284 Marian Gaborik
653 Jared Spurgeon	544 Derek Boogaard	7 Wes Walz	262 Zach Parise
600 Ryan Suter	337 Cal Clutterbuck	6 Ryan Suter	217 Mikael Granlund
565 Pierre-Marc Bouchard	333 Willie Mitchell	5 Jared Spurgeon	214 Pierre-Marc Bouchard
555 Jonas Brodin	325 Brent Burns	Antti Laaksonen	211 Charlie Coyle
513 Zach Parise	322 Nick Schultz	4 Brent Burns	209 Ryan Suter
502 Marian Gaborik	301 Marian Gaborik	Pascal Dupuis	193 Jason Zucker
489 Andrew Brunette	300 Stephane Veilleux	3 Eleven Players Tied	185 Andrew Brunette
479 Charlie Coyle	296 Clayton Stoner		182 Jared Spurgeon

GOALS	POWER-PLAY GOALS	SHORT-HANDED POINTS	OVERTIME GOALS
219 Marian Gaborik	69 Zach Parise	25 Mikko Koivu	5 Matt Dumba
205 Mikko Koivu	60 Mikko Koivu	21 Wes Walz	Mikko Koivu
192 Zach Parise	59 Marian Gaborik	10 Mikael Granlund	Brent Burns
132 Jason Zucker	55 Andrew Brunette	Antti Laaksonen	4 Marian Gaborik
119 Andrew Brunette	39 Brian Rolston	9 Ryan Suter	2 10 Players Tied
111 Eric Staal	29 Jared Spurgeon	8 Cal Clutterbuck	
110 Nino Niederreiter	Pierre-Marc Bouchard	Pascal Dupuis	
106 Pierre-Marc Bouchard	28 Nino Niederreiter	Marian Gaborik	
96 Brian Rolston	27 Eric Staal	Brian Rolston	
93 Mikael Granlund	26 Brent Burns	Nick Schultz	

ASSISTS	POWER-PLAY ASSISTS	GAME-WINNING GOALS	SHOOTOUT GOALS
504 Mikko Koivu	191 Mikko Koivu	43 Marian Gaborik	42 Mikko Koivu
298 Ryan Suter	112 Ryan Suter	36 Zach Parise	15 Zach Parise
241 Pierre-Marc Bouchard	104 Pierre-Marc Bouchard	33 Mikko Koivu	11 Matt Cullen
224 Mikael Granlund	86 Marian Gaborik	23 Eric Staal	10 Jason Pominville
218 Marian Gaborik	81 Andrew Brunette	22 Jason Zucker	9 Brian Rolston
202 Andrew Brunette	70 Mikael Granlund	21 Brian Rolston	8 Petteri Nummelin
198 Jared Spurgeon	64 Jared Spurgeon	20 Charlie Coyle	7 Pierre-Marc Bouchard
190 Zach Parise	55 Brian Rolston	19 Pierre-Marc Bouchard	Pavol Demitra
151 Charlie Coyle	47 Zach Parise	18 Mikael Granlund	6 Charlie Coyle
130 Jason Pominville	45 Brent Burns	16 Andrew Brunette	
		Nino Niederreiter	

POINTS	POWER-PLAY POINTS	EVEN-STRENGTH GOALS	SHOTS ON GOAL
709 Mikko Koivu	251 Mikko Koivu	154 Marian Gaborik	2,270 Mikko Koivu
437 Marian Gaborik	145 Marian Gaborik	135 Mikko Koivu	1,694 Marian Gaborik
382 Zach Parise	136 Andrew Brunette	121 Zach Parise	1,617 Zach Parise
350 Ryan Suter	133 Pierre-Marc Bouchard	107 Jason Zucker	1,139 Ryan Suter
347 Pierre-Marc Bouchard	132 Ryan Suter	81 Eric Staal	1,056 Jared Spurgeon
321 Andrew Brunette	116 Zach Parise	Nino Niederreiter	1,049 Jason Zucker
317 Mikael Granlund	94 Brian Rolston	78 Charlie Coyle	929 Mikael Granlund
280 Jared Spurgeon	93 Jared Spurgeon	77 Pierre-Marc Bouchard	928 Pierre-Marc Bouchard
243 Jason Zucker	90 Mikael Granlund	67 Wes Walz	887 Brian Rolston
242 Charlie Coyle	71 Brent Burns	66 Mikael Granlund	865 Jason Pominville

PLUS/MINUS	SHORT-HANDED GOALS	EVEN-STRENGTH ASSISTS	SHOOTING % (MIN. 200 SOG)
90 Mikko Koivu	14 Wes Walz	298 Mikko Koivu	18.1 Andrew Brunette
54 Marian Gaborik	10 Mikko Koivu	180 Ryan Suter	14.8 Mark Parrish
53 Ryan Suter	7 Mikael Granlund	151 Mikael Granlund	14.2 Eric Staal
50 Jared Spurgeon	Brian Rolston	141 Zach Parise	13.7 Owen Nolan
47 Jonas Brodin	6 Cal Clutterbuck	137 Pierre-Marc Bouchard	13.3 Pavol Demitra
43 Nino Niederreiter	Marian Gaborik	133 Charlie Coyle	12.9 Marian Gaborik
33 Erik Haula	5 Antti Laaksonen	130 Marian Gaborik	Nino Niederreiter
32 Charlie Coyle	4 Five Players Tied	129 Jared Spurgeon	12.7 Wes Walz
Mikael Granlund		121 Andrew Brunette	12.6 Jason Zucker
30 Keith Carney		97 Nino Niederreiter	12.5 Antti Laaksonen

MULTI-GOAL GAMES	FACEOFF WIN % (MIN. 1,000)	LOSSES	SHUTOUTS
41 Marian Gaborik	56.2 Stacy Roest	142 Niklas Backstrom	28 Niklas Backstrom
25 Zach Parise	53.7 Mikko Koivu	113 Devan Dubnyk	23 Devan Dubnyk
18 Mikko Koivu	53.6 Matt Cullen	102 Manny Fernandez	15 Dwayne Roloson
Eric Staal	53.1 Marc Chouinard	71 Dwayne Roloson	12 Manny Fernandez
15 Jason Zucker	52.2 Eric Belanger	59 Josh Harding	10 Josh Harding
14 Nino Niederreiter	50.6 Erik Haula	34 Darcy Kuemper	7 Darcy Kuemper
9 Pierre-Marc Bouchard	50.3 Eric Staal	30 Alex Stalock	5 Alex Stalock
Kyle Brodziak	Jim Dowd	23 Jamie McLennan	3 Ilya Bryzgalov
Mikael Granlund	49.4 Mikael Granlund	11 Jose Theodore	2 Jamie McLennan
Brian Rolston	49.1 Todd White	7 Matt Hackett	

MULTI-POINT GAMES	GAMES (GOALTENDER)	TIES/OT LOSSES	GOALS ALLOWED
153 Mikko Koivu	409 Niklas Backstrom	50 Niklas Backstrom	962 Niklas Backstrom
114 Marian Gaborik	328 Devan Dubnyk	28 Devan Dubnyk	760 Devan Dubnyk
76 Zach Parise	260 Manny Fernandez	Manny Fernandez	614 Manny Fernandez
69 Ryan Suter	167 Dwayne Roloson	27 Dwayne Roloson	367 Dwayne Roloson
Pierre-Marc Bouchard	151 Josh Harding	14 Darcy Kuemper	327 Josh Harding
68 Andrew Brunette	102 Darcy Kuemper	11 Alex Stalock	236 Darcy Kuemper
67 Mikael Granlund	89 Alex Stalock	Josh Harding	224 Alex Stalock
48 Eric Staal	38 Jamie McLennan	9 Jamie McLennan	98 Jamie McLennan
47 Jared Spurgeon	32 Jose Theodore	3 Ilya Bryzgalov	81 Jose Theodore
Brian Rolston	13 Matt Hackett	Jose Theodore	27 Matt Hackett
Jason Zucker			

TOI/GAME (MIN. 200 GAMES)	GAMES STARTED (GOALTENDER)	WIN % (MIN. 25 GAMES)	SHOTS AGAINST
27:29 Ryan Suter	391 Niklas Backstrom	0.601 Devan Dubnyk	11,283 Niklas Backstrom
23:55 Filip Kuba	321 Devan Dubnyk	0.569 Jose Theodore	9,230 Devan Dubnyk
23:50 Kim Johnsson	250 Manny Fernandez	0.567 Niklas Backstrom	7,102 Manny Fernandez
22:28 Marek Zidlicky	156 Dwayne Roloson	0.545 Alex Stalock	4,548 Dwayne Roloson
22:22 Jared Spurgeon	124 Josh Harding	0.539 Darcy Kuemper	3,984 Josh Harding
21:50 Jonas Brodin	89 Darcy Kuemper	0.523 Manny Fernandez	2,608 Darcy Kuemper
21:34 Willie Mitchell	77 Alex Stalock	0.504 Josh Harding	2,448 Alex Stalock
21:19 Greg Zanon	37 Jamie McLennan	0.472 Dwayne Roloson	1,032 Jamie McLennan
21:00 Lubomir Sekeras	29 Jose Theodore	0.257 Jamie McLennan	963 Jose Theodore
20:58 Brad Bombardir	11 Ilya Bryzgalov		

MINOR PENALTIES	MINUTES PLAYED	GAA (MIN. 25 GAMES)	SAVES
291 Mikko Koivu	23,248 Niklas Backstrom	2.28 Dwayne Roloson	10,321 Niklas Backstrom
146 Nick Schultz	18,882 Devan Dubnyk	2.41 Devan Dubnyk	8,470 Devan Dubnyk
144 Matt Johnson	14,902 Manny Fernandez	2.45 Josh Harding	6,488 Manny Fernandez
143 Marian Gaborik	9,659 Dwayne Roloson	2.47 Manny Fernandez	4,181 Dwayne Roloson
135 Brent Burns	7,995 Josh Harding	2.48 Niklas Backstrom	3,657 Josh Harding
127 Ryan Suter	5,453 Darcy Kuemper	2.60 Darcy Kuemper	2,372 Darcy Kuemper
124 Willie Mitchell	4,856 Alex Stalock	2.64 Jamie McLennan	2,224 Alex Stalock
121 Wes Walz	2,230 Jamie McLennan	2.71 Jose Theodore	934 Jamie McLennan
106 Cal Clutterbuck	1,793 Jose Theodore	2.77 Alex Stalock	882 Jose Theodore
102 Derek Boogaard	679 Ilya Bryzgalov		

MAJOR PENALTIES	WINS	SAVE % (MIN. 25 GAMES)	SHOOTOUT SAVE %
64 Matt Johnson	194 Niklas Backstrom	0.919 Dwayne Roloson	1.000 Wade Dubielewicz
54 Derek Boogaard	177 Devan Dubnyk	0.918 Devan Dubnyk	0.750 Dwayne Roloson
26 Clayton Stoner	113 Manny Fernandez	Josh Harding	0.745 Manny Fernandez
24 Brad Staubitz	62 Dwayne Roloson	0.916 Jose Theodore	0.712 Josh Harding
23 Brad Brown	60 Josh Harding	0.915 Niklas Backstrom	0.683 Devan Dubnyk
21 Sylvain Blouin	41 Darcy Kuemper	0.914 Manny Fernandez	0.667 Alex Stalock
16 Zenon Konopka	37 Alex Stalock	0.910 Darcy Kuemper	0.625 Ilya Bryzgalov
Chris Stewart	15 Jose Theodore	0.908 Alex Stalock	Darcy Kuemper
Stephane Veilleux	7 Ilya Bryzgalov	0.905 Jamie McLennan	0.600 Matt Hackett
	5 Jamie McLennan		0.564 Niklas Backstrom



# SINGLE-SEASON LEADERS

# SINGLE-SEASON LEADERS



GOALS			PENALTY MINUTES			SHORT-HANDED ASSISTS		
42	Eric Staal	2017-18	201	Matt Johnson	2002-03	3	Jared Spurgeon	2015-16
	Marian Gaborik	2007-08	183	Matt Johnson	2001-02		Mikko Koivu	2011-12
38	Marian Gaborik	2005-06	177	Matt Johnson	2003-04		Kyle Brodziak	2010-11
34	Brian Rolston	2005-06	173	Brad Staubitz	2010-11		Wes Walz	2005-06
33	Zach Parise	2014-15	158	Derek Boogaard	2005-06		Andrei Zyuzin	2002-03
	Jason Zucker	2017-18	148	Jason Marshall	2001-02	2	Several Players Tied	
31	Brian Rolston	2007-08	141	Aaron Voros	2007-08	SHORT-HANDED POINTS		
	Brian Rolston	2006-07	137	Matt Johnson	2000-01	9	Wes Walz	2000-01
30	Jason Pominville	2013-14	131	Andy Sutton	2000-01	6	Mikko Koivu	2008-09
	Marian Gaborik	2006-07	130	Sylvain Blouin	2001-02	5	Brian Rolston	2005-06
	Marian Gaborik	2002-03	POWER-PLAY GOALS			4	Nine Players Tied	
	Marian Gaborik	2001-02	15	Brian Rolston	2005-06	GAME-WINNING GOALS		
ASSISTS			14	Zach Parise	2013-14	8	Eric Staal	2016-17
50	Pierre-Marc Bouchard	2007-08	13	Brian Rolston	2006-07		Marian Gaborik	2007-08
49	Mikko Koivu	2009-10	12	Zach Parise	2019-20		Marian Gaborik	2002-03
48	Andrew Brunette	2001-02		Andrew Brunette	2009-10		Brian Rolston	2007-08
47	Mikko Koivu	2008-09		Owen Nolan	2008-09	7	Zach Parise	2015-16
46	Mikael Granlund	2017-18		Marian Gaborik	2006-07		Jason Zucker	2017-18
45	Ryan Suter	2017-18	11	Eric Staal	2017-18		Marian Gaborik	2007-08
	Mikko Koivu	2010-11		Zach Parise	2014-15		Marian Gaborik	2005-06
	Brian Rolston	2005-06		Brian Rolston	2007-08		Brian Rolston	2005-06
43	Ryan Suter	2015-16		Marian Gaborik	2007-08	6	Eric Staal	2018-19
	Mikko Koivu	2013-14	POWER-PLAY ASSISTS				Brian Rolston	2006-07
	Mikael Granlund	2016-17	24	Pierre-Marc Bouchard	2005-06	OVERTIME GOALS		
POINTS			22	Ryan Suter	2017-18	3	Marian Gaborik	2007-08
83	Marian Gaborik	2007-08		Andrew Brunette	2001-02	2	Matt Dumba	2017-18
79	Brian Rolston	2005-06	21	Mikko Koivu	2008-09		Marco Scandella	2014-15
76	Eric Staal	2017-18		Brian Rolston	2006-07		Brent Burns	2006-07
71	Mikko Koivu	2009-10	20	Mikko Koivu	2009-10		Richard Park	2002-03
69	Mikael Granlund	2016-17		Marek Zidlicky	2009-10	1	Several Players Tied	
	Andrew Brunette	2001-02	19	Pierre-Marc Bouchard	2007-08	EVEN STRENGTH GOALS		
67	Mikko Koivu	2008-09		Pierre-Marc Bouchard	2006-07	30	Marian Gaborik	2007-08
	Mikael Granlund	2017-18	18	Mikko Koivu	2016-17	29	Eric Staal	2017-18
	Marian Gaborik	2001-02		Ryan Suter	2015-16	26	Marian Gaborik	2005-06
66	Marian Gaborik	2005-06	POWER-PLAY POINTS			25	Jason Zucker	2017-18
PLUS/MINUS			34	Brian Rolston	2006-07	24	Marian Gaborik	2002-03
34	Ryan Suter	2016-17	32	Brian Rolston	2005-06	23	Eric Staal	2016-17
	Jason Zucker	2016-17		Andrew Brunette	2001-02		Jason Pominville	2013-14
33	Jared Spurgeon	2016-17	31	Pierre-Marc Bouchard	2005-06	22	Zach Parise	2014-15
27	Mikko Koivu	2016-17	28	Mikko Koivu	2009-10	21	Jason Zucker	2016-17
23	Jonas Brodin	2017-18		Brian Rolston	2007-08	20	Marian Gaborik	2001-02
	Mikael Granlund	2016-17	26	Mikko Koivu	2008-09	SHOTS ON GOAL		
22	Keith Carney	2006-07		Pavol Demitra	2006-07	305	Brian Rolston	2006-07
21	Jonas Brodin	2014-15		Marian Gaborik	2001-02	293	Brian Rolston	2005-06
	Zach Parise	2014-15	25	Three Players Tied		289	Brian Rolston	2007-08
	Erik Haula	2015-16	SHORT-HANDED GOALS			280	Marian Gaborik	2002-03
			7	Wes Walz	2000-01	278	Marian Gaborik	2007-08
			5	Brian Rolston	2005-06	259	Zach Parise	2014-15
			4	Mikko Koivu	2008-09	252	Jason Pominville	2014-15
				Cal Clutterbuck	2011-12		Marian Gaborik	2005-06
				Matt Cullen	2010-11	246	Mikko Koivu	2009-10
				Stacy Roest	2001-02	245	Zach Parise	2013-14
			3	Mikael Granlund	2016-17			
				Wes Walz	2003-04			
			2	Several Players Tied				

MULTI-POINT GAMES			WINS			SHUTOUTS		
22	Marian Gaborik	2005-06	40	Devan Dubnyk	2016-17	8	Niklas Backstrom	2008-09
20	Mikko Koivu	2009-10	37	Niklas Backstrom	2008-09	5	Devan Dubnyk	2017-18
	Marian Gaborik	2007-08	35	Devan Dubnyk	2017-18		Devan Dubnyk	2016-17
	Pavol Demitra	2006-07	33	Niklas Backstrom	2007-08		Devan Dubnyk	2015-16
	Brian Rolston	2005-06	32	Devan Dubnyk	2015-16		Devan Dubnyk	2014-15
19	Marian Gaborik	2001-02	31	Devan Dubnyk	2018-19		Niklas Backstrom	2006-07
18	Andrew Brunette	2001-02	30	Manny Fernandez	2005-06		Dwayne Roloson	2003-04
17	Eric Staal	2017-18	27	Devan Dubnyk	2014-15		Dwayne Roloson	2001-02
	Jason Zucker	2017-18	26	Niklas Backstrom	2009-10	GOALS ALLOWED		
	Marian Gaborik	2006-07	24	Niklas Backstrom	2012-13	163	Devan Dubnyk	2018-19
FACEOFF WIN % (MIN. 250 FACEOFFS)			LOSSES			159	Niklas Backstrom	2008-09
60.7	Zenon Konopka	2012-13	28	Devan Dubnyk	2018-19	158	Niklas Backstrom	2009-10
57.8	Martin Hanzal	2016-17	26	Devan Dubnyk	2015-16	150	Devan Dubnyk	2015-16
57.6	Eric Belanger	2009-10	24	Niklas Backstrom	2008-09	145	Devan Dubnyk	2017-18
57.0	Stacy Roest	2000-01		Manny Fernandez	2001-02	141	Devan Dubnyk	2016-17
56.9	Mikko Koivu	2009-10	23	Niklas Backstrom	2010-11	132	Niklas Backstrom	2010-11
56.7	Jarret Stoll	2015-16		Niklas Backstrom	2009-10	131	Niklas Backstrom	2007-08
56.1	Mikko Koivu	2015-16		Jamie McLennan	2000-01	130	Manny Fernandez	2005-06
	Matt Cullen	2010-11	20	Dwayne Roloson	2001-02	125	Manny Fernandez	2001-02
55.2	Mikko Koivu	2016-17	19	Devan Dubnyk	2016-17	SHOTS AGAINST		
	Mikko Koivu	2014-15	18	Three Players Tied		2,059	Niklas Backstrom	2008-09
GAMES PLAYED IN (GOALTENDER)			OT LOSSES/TIES			1,877	Devan Dubnyk	2018-19
71	Niklas Backstrom	2008-09	11	Dwayne Roloson	2003-04	1,842	Devan Dubnyk	2016-17
67	Devan Dubnyk	2018-19	9	Manny Fernandez	2003-04	1,829	Devan Dubnyk	2015-16
	Devan Dubnyk	2015-16		Jamie McLennan	2000-01	1,769	Devan Dubnyk	2017-18
65	Devan Dubnyk	2016-17	8	Niklas Backstrom	2009-10	1,632	Niklas Backstrom	2009-10
60	Devan Dubnyk	2017-18		Niklas Backstrom	2008-09	1,629	Niklas Backstrom	2007-08
	Niklas Backstrom	2009-10		Niklas Backstrom	2007-08	1,612	Manny Fernandez	2005-06
58	Niklas Backstrom	2007-08		Dwayne Roloson	2002-03	1,566	Niklas Backstrom	2010-11
	Manny Fernandez	2005-06	7	Devan Dubnyk	2017-18	1,334	Dwayne Roloson	2002-03
51	Niklas Backstrom	2010-11		Niklas Backstrom	2011-12	1,323	Dwayne Roloson	2003-04
50	Dwayne Roloson	2002-03		Manny Fernandez	2006-07	SAVES		
				Dwayne Roloson	2001-02	1,900	Niklas Backstrom	2008-09
GAMES STARTED (GOALTENDER)			GOALS AGAINST AVG. (MIN. 25 GP)			1,714	Devan Dubnyk	2018-19
71	Niklas Backstrom	2008-09	1.66	Josh Harding	2013-14	1,701	Devan Dubnyk	2016-17
66	Devan Dubnyk	2018-19	1.78	Devan Dubnyk	2014-15	1,679	Devan Dubnyk	2015-16
	Devan Dubnyk	2015-16	1.88	Dwayne Roloson	2003-04	1,624	Devan Dubnyk	2017-18
63	Devan Dubnyk	2016-17	1.97	Niklas Backstrom	2006-07	1,498	Niklas Backstrom	2007-08
59	Devan Dubnyk	2017-18	2.00	Dwayne Roloson	2002-03	1,482	Manny Fernandez	2005-06
58	Niklas Backstrom	2009-10	2.24	Manny Fernandez	2002-03	1,474	Niklas Backstrom	2009-10
57	Niklas Backstrom	2007-08		Manny Fernandez	2000-01	1,434	Niklas Backstrom	2010-11
56	Manny Fernandez	2005-06	2.25	Devan Dubnyk	2016-17	1,236	Dwayne Roloson	2002-03
50	Niklas Backstrom	2010-11	2.29	Manny Fernandez	2005-06	1,234	Dwayne Roloson	2003-04
47	Dwayne Roloson	2002-03	2.31	Niklas Backstrom	2007-08	GOAL SUPPORT (MIN. 25 GP)		
MINUTES PLAYED (GOALTENDER)			SAVE PERCENTAGE (MIN. 25 GP)			3.28	Alex Stalock	2019-20
4,088	Niklas Backstrom	2008-09	.936	Devan Dubnyk	2014-15	3.27	Devan Dubnyk	2017-18
3,861	Devan Dubnyk	2015-16	.933	Josh Harding	2013-14	3.10	Devan Dubnyk	2016-17
3,855	Devan Dubnyk	2018-19		Dwayne Roloson	2003-04	2.92	Devan Dubnyk	2019-20
3,758	Devan Dubnyk	2016-17	.929	Niklas Backstrom	2006-07	2.87	Darcy Kuemper	2014-15
3,489	Niklas Backstrom	2009-10	.927	Dwayne Roloson	2002-03	2.83	Devan Dubnyk	2014-15
3,450	Devan Dubnyk	2017-18	.924	Manny Fernandez	2002-03	2.74	Manny Fernandez	2005-06
3,411	Manny Fernandez	2005-06	.923	Devan Dubnyk	2016-17	2.69	Niklas Backstrom	2007-08
3,409	Niklas Backstrom	2007-08		Niklas Backstrom	2008-09	2.68	Devan Dubnyk	2018-19
2,978	Niklas Backstrom	2010-11	.920	Niklas Backstrom	2007-08	2.67	Niklas Backstrom	2008-09
2,945	Dwayne Roloson	2002-03		Manny Fernandez	2000-01		Niklas Backstrom	2006-07

## TOP OVERALL RECORDS

WINS	POINTS
49.....2016-17	106.....2016-17
48.....2006-07	104.....2006-07
46.....2014-15	101.....2017-18
45.....2017-18	100.....2014-15
44.....2007-08	98.....Two Times

## TOP HOME RECORDS

WINS	POINTS
29.....2006-07	63.....2006-07
27.....2017-18	62.....2017-18
27.....2016-17	57.....2013-14
26.....2013-14	56.....2016-17
25.....Three Times	55.....2007-08

## TOP AWAY RECORDS

WINS	POINTS
24.....2014-15	50.....2016-17
22.....2016-17	50.....2014-15
21.....2018-19	44.....2018-19
20.....2010-11	43.....2010-11
19.....Two Times	43.....2007-08

## TOP OVERTIME/SHOOTOUT RECORDS

WINS	POINTS
17.....2006-07	42.....2006-07
13.....2011-12	37.....2011-12
11.....2013-14	34.....2013-14
10.....2009-10	28.....2009-10
9.....2007-08	28.....2007-08

## TOP MONTHLY RECORDS

WINS	POINTS
12.....December 2016	25.....December 2016
11.....March 2015	23.....February 2015
11.....February 2015	22.....March 2015
11.....March 2013	22.....March 2013
11.....November 2011	22.....November 2011

## TOP OCTOBER RECORDS

WINS	POINTS
9.....2006	18.....2006
8.....2002	18.....2002
7.....2018	16.....2018
7.....2015	16.....2015
7.....2007	16.....2007

## TOP NOVEMBER RECORDS

WINS	POINTS
11.....2011	22.....2011
9.....2013	20.....2013
8.....2017	18.....2019
8.....2008	17.....2017
7.....Six Times	16.....Two Times

## TOP DECEMBER RECORDS

WINS	POINTS
12.....2016	25.....2016
10.....2009	20.....2015
9.....2015	20.....2009
8.....Four Times	18.....2003
	17.....Three Times

## TOP JANUARY RECORDS

WINS	POINTS
10.....2017	21.....2017
9.....2014	19.....2014
8.....2019	16.....Four Times
8.....2011	
7.....Six Times	

## TOP FEBRUARY RECORDS

WINS	POINTS
11.....2015	23.....2015
9.....2020	20.....2018
9.....2018	19.....2020
8.....Three Times	18.....2007
	17.....Two Times

## TOP MARCH RECORDS

WINS	POINTS
11.....2015	22.....2015
11.....2013	22.....2013
10.....2016	22.....2007
10.....2007	21.....2016
9.....2003	20.....2003

## TOP APRIL RECORDS

WINS	POINTS
5.....2013	11.....2013
4.....2017	9.....2014
4.....2014	9.....2006
4.....2009	8.....2017
4.....2006	8.....2009

## TOP RECORDS VS. WESTERN CONFERENCE

WINS	POINTS
42.....2006-07	92.....2006-07
40.....2007-08	88.....2007-08
34.....2005-06	75.....2005-06
33.....2010-11	72.....2010-11
31.....2016-17	67.....Two Times

## TOP RECORDS VS. EASTERN CONFERENCE

WINS	POINTS
20.....2017-18	44.....2017-18
18.....2016-17	39.....2016-17
17.....2014-15	38.....2013-14
17.....2013-14	37.....2014-15
14.....Two Times	32.....2018-19

## TOP RECORDS VS. PACIFIC DIVISION

WINS	POINTS
14.....2019-20	30.....2019-20
14.....2016-17	30.....2017-18
12.....Four Times	30.....2016-17
	29.....2013-14
	25.....Four Times

## TOP RECORDS VS. CENTRAL DIVISION

WINS	POINTS
17.....2016-17	38.....2014-15
17.....2014-15	37.....2016-17
14.....2015-16	33.....2015-16
14.....2013-14	31.....2013-14
13.....Two Times	28.....2018-19

## TOP RECORDS VS. METROPOLITAN DIVISION

WINS	POINTS
10.....2017-18	23.....2017-18
8.....2013-14	19.....2013-14
7.....2014-15	14.....2014-15
5.....Three Times	13.....2018-19
	12.....2016-17

## TOP RECORDS VS. ATLANTIC DIVISION

WINS	POINTS
13.....2016-17	27.....2016-17
10.....2017-18	23.....2014-15
10.....2014-15	21.....2017-18
9.....Three Times	19.....Three Times

## TOP RECORDS PRE-ALL-STAR/OLYMPIC BREAK

WINS	POINTS
32.....2016-17	69.....2016-17
31.....2013-14	69.....2013-14
30.....2009-10	64.....2009-10
29.....2005-06	63.....2005-06
28.....2007-08	59.....Two Times

## TOP RECORDS POST-ALL-STAR/OLYMPIC BREAK

WINS	POINTS
26.....2014-15	54.....2014-15
23.....2006-07	50.....2006-07
19.....2017-18	44.....2017-18
17.....2016-17	40.....2008-09
17.....2008-09	39.....2007-08

## TOP RECORDS IN ONE-GOAL GAMES

WINS	PCT.
25.....2006-07	.667 (24-12).....2009-10
24.....2013-14	.650 (16-7-7).....2019-20
24.....2009-10	.619 (13-5-3).....2012-13
23.....2011-12	.568 (25-19).....2006-07
23.....2007-08	.568 (21-16).....2002-03

## TOP RECORDS IN TWO-GOAL GAMES

WINS	PCT.
14.....2001-02	.619 (13-8).....2017-18
13.....2017-18	.600 (12-8).....2016-17
12.....2016-17	.600 (12-8).....2016-17
12.....2010-11	.600 (9-6).....2013-14
12.....2005-06	.579 (11-8).....Two Times

## TOP RECORDS IN THREE-GOAL GAMES

WINS	PCT.
20.....2017-18	.818 (18-4).....2016-17
18.....2016-17	.773 (17-5).....2006-07
17.....2006-07	.750 (12-4).....2005-06
14.....2015-16	.688 (11-5).....2003-04
14.....2014-15	.643 (9-5).....2007-08

## TOP RECORDS WHEN SCORING FIRST

WINS	PCT.
36.....2007-08	.875 (31-4-1).....2002-03
35.....2016-17	.855 (36-4-5).....2007-08
35.....2014-15	.846 (31-4-4).....2010-11
33.....2015-16	.800 (30-6-4).....2017-18
31.....Three Times	.783 (18-4-1).....2012-13

## TOP RECORDS WHEN OPPONENT SCORES FIRST

WINS	PCT.
20.....2011-12	.488 (18-19-4).....2006-07
18.....2006-07	.440 (15-20-7).....2017-18
17.....2018-19	.412 (14-17-3).....2016-17
15.....2017-18	.386 (12-20-3).....2019-20
14.....2016-17	.385 (20-26-6).....2011-12





## TEAM RECORDS

## STREAKS

## LONGEST WINNING STREAK, SEASON

12 - 12/4-12/29/16

## At Home:

8 - (2x), 12/5/06-1/2/07; 11/23-12/29/16

## On Road:

12 - 2/18-4/9/15

## LONGEST POINTS STREAK, SEASON

13 - (12-0-1) 12/2-12/29/16

## At Home:

13 - (10-0-3), 12/27/17-2/13/18

## On Road:

14 - (12-0-2) 12/2/16-1/31/17

## LONGEST WINLESS STREAK, SEASON

12 - (0-9-3) 3/11-4/4/01

## At Home:

8 - (0-5-3) 2/26-3/28/01

## On Road:

12 - (0-4-8) 12/18/03-1/31/04

## LONGEST LOSING STREAK, SEASON

8 - 1/23-2/13/16

## At Home:

8 - 1/7-2/13/16

## On Road:

8 - 10/3-10/26/09

## LONGEST SHUTOUT STREAK, SEASON

184:59 - 10/23-11/1/16

## At Home:

157:40 - 3/29-4/7/07

## On Road:

172:06 - 10/23-11/5/16

## MOST CONSECUTIVE GAMES WITHOUT BEING SHUT OUT

93 - 11/2/05-11/29/06

## At Home:

72 - 1/12/04-11/29/06

## On Road:

54 - 11/2/05-12/27/06

## LONGEST SCORELESS STREAK, SEASON

180:07 - 1/28-2/10/02

## At Home:

180:07 - 1/28-2/10/02

## On Road:

168:48 - 3/3-3/14/01

## POINTS

## MOST POINTS, SEASON

106 - 2016-17 (49-25-8)

## At Home:

63 - 2006-07 (29-6-5)

## On Road:

50 - (2x), last, 2016-17 (22-13-6)

## FEWEST POINTS, SEASON

68 - 2000-01 (25-39-18)

## At Home:

39 - 2018-19 (16-18-7)

## On Road:

26 - 2000-01 (11-26-4)

## WINS

## MOST WINS, SEASON

49 - 2016-17

## At Home:

29 - 2006-07

## On Road:

24 - 2014-15

## FEWEST WINS, SEASON (Full Seasons Only)

25 - 2000-01

## At Home:

14 - 2x, last, 2001-02

## On Road:

11 - 2x, last, 2003-04

## FEWEST GAMES TO 10 WINS, SEASON

12 - 2006-07 (11/2/06)

## FEWEST GAMES TO 20 WINS, SEASON

30 - 2011-12 (12/10/11)

## FEWEST GAMES TO 30 WINS, SEASON

45 - 2016-17 (1/21/17)

## FEWEST GAMES TO 40 WINS, SEASON

60 - 2016-17 (2/27/17)

## LOSSES

## MOST LOSSES, SEASON

39 - 2000-01

## At Home:

18 - 2018-19

## On Road:

26 - 2000-01

## FEWEST LOSSES, SEASON (Full Seasons Only)

25 - 2016-17

## At Home:

6 - 2017-18

## On Road:

13 - 2016-17

## SHOOTOUTS

## MOST SHOOTOUT APPEARANCES, SEASON

20 - 2011-12

## At Home:

11 - 2006-07

## On Road:

11 - 2011-12

## MOST SHOOTOUT WINS, SEASON

11 - 2011-12

## At Home:

7 - 2006-07

## On Road:

5 - 2x, last, 2013-14

## MOST SHOOTOUT LOSSES, SEASON

9 - 2011-12

## At Home:

4 - 3x, last, 2013-14

## On Road:

6 - 2011-12

## MARGINS

## LARGEST MARGIN OF VICTORY

7 - 2x, last, 1/18/20 in 7-0 win vs. DAL

## At Home:

7 - 1/18/20 in 7-0 win vs. DAL

## On Road:

7 - 1/15/15 in 7-0 win at BUF

## LARGEST MARGIN OF DEFEAT

7 - 3/20/11 in 8-1 loss vs. MTL

## At Home:

7 - 3/20/11 in 8-1 loss vs. MTL

## On Road:

6 - 5x, last, 3/2/18 in 7-1 loss at COL

## GOALS

## \*DOES NOT INCLUDE SHOOTOUT GOALS

## MOST GOALS, SEASON

263 - 2016-17

## At Home:

137 - 2016-17

## On Road:

126 - 2016-17

## FEWEST GOALS, SEASON (Full Seasons Only)

166 - 2011-12

## At Home:

87 - 2000-01

## On Road:

72 - 2011-12

## MOST GOALS AGAINST, SEASON

239 - 2009-10

## At Home:

117 - 2018-19

## On Road:

140 - 2017-18

## FEWEST GOALS AGAINST, SEASON (Full Seasons Only)

178 - 2002-03

## At Home:

77 - 2006-07

## On Road:

94 - 2003-04

## MOST 20-GOAL SCORERS, SEASON

5 - 2006-07

## MOST GOALS SCORED, GAME

8 - 4x, last, 12/19/19 in 8-5 win at ARI

## At Home:

8 - 2x, last, 2/27/18 in 8-3 win vs. STL

## On Road:

8 - 2x, last, 12/19/19 in 8-5 win at ARI

## MOST GOALS SCORED AGAINST, GAME

8 - 3x, last, 3/20/11 in 8-1 loss vs. MTL

## At Home:

8 - 3/20/11 in 8-1 loss vs. MTL

## On Road:

8 - 2x, last, 12/26/07 in 8-3 loss at DAL

## MOST GOALS SCORED BY BOTH TEAMS, GAME

13 - 2x, last, 12/19/19 in 8-5 win at ARI

## At Home:

12 - 4/10/09 in 8-4 win vs. NSH

## On Road:

13 - 2x, last, 12/19/19 in 8-5 win at ARI

## MOST GOALS, PERIOD

6 - 2/22/15 in 3rd of 6-2 win vs. DAL

## At Home:

6 - 2/22/15 in 3rd of 6-2 win vs. DAL

## On Road:

5 - 12/23/16 in 2nd of 7-4 win at NYR

## MOST GOALS AGAINST, PERIOD

5 - 6x, last, 10/29/29 in 3rd of 6-3 loss at DAL

## At Home:

4 - 10x, last, 10/12/19 in 2nd of 7-4 loss vs. PIT

## On Road:

5 - 6x, last, 10/29/29 in 3rd of 6-3 loss at DAL

## MOST GOALS BY BOTH TEAMS, PERIOD

7 - 4x, last, 12/19/19 in 3rd of 8-5 win at ARI

## At Home:

7 - 2/22/15 in 3rd of 6-2 win vs. DAL

## On Road:

7 - 3x, last, 12/19/19 in 3rd of 8-5 win at ARI

## TEAM RECORDS

## ASSISTS

## MOST ASSISTS, GAME

16 - 2/27/18 in 8-3 win vs. STL

## At Home:

16 - 2/27/18 in 8-3 win vs. STL

## On Road:

15 - 12/19/19 in 8-5 win at ARI

## MOST ASSISTS AGAINST, GAME

15 - 3/20/11 in 8-1 loss vs. MTL

## At Home:

15 - 3/20/11 in 8-1 loss vs. MTL

## On Road:

14 - 2x, last, 1/14/19 in 7-4 loss at PHI

## MOST ASSISTS BY BOTH TEAMS, GAME

23 - 12/19/19 in 8-5 win at ARI (MIN-15, ARI-8)

## At Home:

22 - 2/27/18 in 8-3 win vs. STL (MIN-16, STL-6)

## On Road:

23 - 12/19/19 in 8-5 win at ARI (MIN-15, ARI-8)

## MOST ASSISTS, PERIOD

9 - 2/22/15 in 3rd of 6-2 win vs. DAL

## At Home:

8 - 8x, last, 3/6/18 in 2nd of 6-2 win vs. CAR

## On Road:

9 - 2/22/15 in 3rd of 6-2 win vs. DAL

## MOST ASSISTS AGAINST, PERIOD

10 - 3x, last, 10/27/14 in 3rd of 5-4 loss at NYR

## At Home:

8 - 2x, last, 10/12/19 in 2nd of 7-4 loss vs. PIT

## On Road:

10 - 3x, last, 10/27/14 in 3rd of 5-4 loss at NYR

## MOST ASSISTS BY BOTH TEAMS, PERIOD

13 - 12/27/13 in 1st of 6-4 loss at WPG (MIN-6, WPG-7)

## At Home:

12 - 2x, last, 10/12/19 in 2nd of 7-4 loss vs. PIT

## On Road:

13 - 12/27/13 in 1st of 6-4 loss at WPG (MIN-6, WPG- 7)

## POINTS

## MOST POINTS, GAME

24 - 2/27/18 in 8-3 win vs. STL

## At Home:

24 - 2/27/18 in 8-3 win vs. STL

## On Road:

23 - 12/19/19 in 8-5 win at ARI

## MOST POINTS AGAINST, GAME

23 - 2x, last, 3/20/11 in 8-1 loss vs. MTL

## At Home:

23 - 3/20/11 in 8-1 loss vs. MTL

## On Road:

22 - 12/26/07 in 8-3 loss at DAL

## MOST POINTS BY BOTH TEAMS, GAME

36 - 12/19/19 in 8-5 win at ARI (MIN-23, ARI-13)

## At Home:

33 - 2/27/18 in 8-3 win vs. STL (MIN-24, STL-9)

## On Road:

36 - 12/19/19 in 8-5 win at ARI (MIN-23, ARI-13)

## MOST POINTS, PERIOD

15 - 2/22/15 (6g-9a) in 3rd of 6-2 win vs. DAL

## At Home:

15 - 2/22/15 (6g-9a) in 3rd of 6-2 win vs. DAL

## On Road:

13 - 12/23/16 (5g-8a) in 2nd of 7-4 win at NYR

## TEAM RECORDS

## MOST POINTS AGAINST, PERIOD

15 - 2x, last, 10/27/14 (5g-10a) in 3rd of 5-4 loss at NYR

## At Home:

12 - 2x, last, 10/12/19 (4g-8a) in 2nd of 7-4 loss vs. PIT

## On Road:

15 - 2x, last, 10/27/14 (5g-10a) in 3rd of 5-4 loss at NYR

## MOST POINTS BY BOTH TEAMS, PERIOD

20 - 12/27/13 in 1st of 6-4 loss at WPG (MIN-9, WPG-11)

## At Home:

18 - 3x, last, 10/12/19 in 2nd of 7-4 loss vs. PIT  
(MIN-6, PIT-12)

## On Road:

20 - 12/27/13 in 1st of 6-4 loss at WPG (MIN-9, WPG-11)

## SPECIAL TEAMS

## BEST POWER-PLAY PERCENTAGE, SEASON

21.3 - 2019-20 (46/216)

## At Home:

27.4 - 2016-17 (31/113)

## On Road:

20.5 - 2018-19 (24/117)

## LOWEST POWER-PLAY PERCENTAGE, SEASON

9.6 - 2000-01 (36/374)

## At Home:

9.6 - 2000-01 (19/198)

## On Road:

9.7 - 2000-01 (17/176)

## BEST PENALTY-KILL PERCENTAGE, SEASON

87.6 - 2008-09 (36/291)

## At Home:

87.8 - 2014-15 (15/123)

## On Road:

89.1 - 2008-09 (17/156)

## LOWEST PENALTY-KILL PERCENTAGE, SEASON

77.2 - 2019-20 (159/206)

## At Home:

75.0 - 2019-20 (25/100)

## On Road:

74.1 - 2015-16 (83/112)

## MOST POWER-PLAY GOALS, SEASON

77 - 2005-06

## At Home:

49 - 2006-07

## On Road:

32 - 2008-09

## FEWEST POWER-PLAY GOALS, SEASON (Full Seasons Only)

36 - 2000-01

## At Home:

19 - 2000-01

## On Road:

12 - 2014-15

## MOST POWER-PLAY GOALS AGAINST, SEASON

62 - 2001-02

## At Home:

28 - 2005-06

## On Road:

35 - 2001-02

## FEWEST POWER-PLAY GOALS AGAINST, SEASON (Full Seasons Only)

32 - 2014-15

## At Home:

15 - 2x, last, 2016-17

## On Road:

17 - 2014-15

## MOST POWER-PLAY GOALS, GAME

5 - 3x, last, 11/29/08 in 6-2 win at NSH

## At Home:

5 - 2x, last, 2/7/06 in 5-1 win vs. LA

## On Road:

5 - 11/29/08 in 6-2 win at NSH

## MOST POWER-PLAY GOALS AGAINST, GAME

4 - 1/30/10 in 5-2 loss at SJ

## At Home:

3 - 5x, last, 2/1/20 in 6-1 loss vs. BOS

## On Road:

4 - 1/30/10 in 5-2 loss at SJ

## MOST POWER-PLAY GOALS, PERIOD

4 - 12/14/07 in 2nd of 5-2 win at ANA

## At Home:

3 - 4x, last, 1/4/14 in 2nd of 5-3 win vs. WSH

## On Road:

4 - 12/14/07 in 2nd of 5-2 win at ANA

## MOST POWER-PLAY GOALS AGAINST, PERIOD

3 - 3x, last, 2/1/20 in 2nd of 6-1 loss vs. BOS

## At Home:

3 - 2x, last, 2/1/20 in 2nd of 6-1 loss vs. BOS

## On Road:

3 - 4/2/03 in 1st of 3-0 loss at CBJ

## MOST POWER-PLAY CHANCES, SEASON

453 - 2005-06 (77 PPGs, 17.0%)

## At Home:

236 - 2005-06 (46 PPGs, 19.5%)

## On Road:

217 - 2005-06 (31 PPGs, 14.3%)

## FEWEST POWER-PLAY CHANCES, SEASON (Full Seasons Only)

224 - 2016-17 (47 PPGs, 21.0%)

## At Home:

113 - 2016-17 (31 PPGs, 27.4%)

## On Road:

108 - 2014-15 (12 PPGs, 11.1%)

## MOST POWER-PLAY CHANCES, GAME

11 - 3x, last, 11/29/08 in 6-2 win at NSH

## At Home:

11 - 12/29/06 in 4-3 OT win vs. CBJ

## On Road:

11 - 2x, last, 11/29/08 in 6-2 win at NSH

## FEWEST POWER-PLAY CHANCES, GAME

0 - 15x, last, 1/22/20 in 4-2 win vs. DET

## At Home:

0 - 6x, last, 1/22/20 in 4-2 win vs. DET

## On Road:

0 - 9x, last, 12/29/18 in 3-1 win at WPG

## MOST CONSECUTIVE GAMES WITH A PP GOAL, SEASON

9 - 10/16-11/1/03

## At Home:

10 - 10/25-12/17/05

## On Road:

13 - 1/21-3/12/16

## MOST CONSECUTIVE GAMES WITH A PP GOAL AGAINST, SEASON

9 - 2/10-2/26/19

## At Home:

8 - 1/19-2/24/19

## On Road:

8 - 2x, last, 11/14-12/12/10

## MOST SHORT-HANDED GOALS, SEASON

13 - 2000-01

## At Home:

10 - 2000-01

## On Road:

7 - 2001-02

## FEWEST SHORT-HANDED GOALS, SEASON (Full Seasons Only)

3 - 2007-08

## At Home:

1 - 2x, last, 2016-17

## On Road:

1 - 5x, last, 2018-19

## MOST SHORT-HANDED GOALS AGAINST, SEASON

14 - 2000-01

## At Home:

7 - 2000-01

## On Road:

9 - 2009-10

## FEWEST SHORT-HANDED GOALS AGAINST, SEASON

(Full Seasons Only)

3 - 2014-15

## At Home:

1 - 4x, last, 2016-17

## On Road:

0 - 2x, last, 2018-19

## MOST SHORT-HANDED GOALS, GAME

2 - 3x, last, 10/26/17 in 6-4 win vs. NYI

## At Home:

2 - 2x, last, 10/26/17 in 6-4 win vs. NYI

## On Road:

2 - 4/11/09 in 6-3 win at CBJ

## MOST SHORT-HANDED GOALS AGAINST, GAME

2 - 2x, last, 2/14/09 in 5-3 loss vs. OTT

## At Home:

2 - 2x, last, 2/14/09 in 5-3 loss vs. OTT

## On Road:

1 - 66x, last, 3/7/20 in 7-3 loss at LA

## MOST SHORT-HANDED GOALS, PERIOD

2 - 11/26/00 in 2nd of 4-2 win vs. VAN

## At Home:

2 - 11/26/00 in 2nd of 4-2 win vs. VAN

## On Road:

1 - 50x, last, 11/8/18 in 3rd of 3-1 win at LA

## MOST SHORT-HANDED GOALS AGAINST, PERIOD

1 - 126x, last, 3/7/20 in 2nd of 7-3 loss at LA

## At Home:

1 - 60x, last, 2/23/20 in 3rd of 4-1 loss vs. STL

## On Road:

1 - 66x, last, 3/7/20 in 2nd of 7-3 loss at LA

## MOST TIMES SHORT-HANDED, SEASON

436 - 2005-06 (55 PPGA, 87.4%)

## At Home:

215 - 2005-06 (28 PPGA, 87.0%)

## On Road:

221 - 2005-06 (27 PPGA, 87.8%)

## FEWEST TIMES SHORT-HANDED, SEASON (Full Seasons Only)

204 - 2015-16 (45 PPGA, 77.9%)

## At Home:

92 - 2015-16 (16 PPGA, 82.6%)

## On Road:

111 - 2014-15 (17 PPGA, 84.7%)

## MOST SHORT-HANDED SITUATIONS, GAME

10 - 3x, last, 10/21/10 in 4-2 win at EDM

## At Home:

9 - 3x, last, 10/13/18 in 5-4 OT loss vs. CAR

## On Road:

10 - 3x, last, 10/21/10 in 4-2 win at EDM

## MOST CONSECUTIVE GAMES WITH A SHORT-HANDED GOAL, SEASON

2 - 9x, last, 10/25-10/27/18

## At Home:

2 - 2x, last, 10/25-10/27/18

## On Road:

2 - 2x, last, 4/7-4/9/06

## MOST CONSECUTIVE GAMES WITH A SHORT-HANDED GOAL AGAINST, SEASON

3 - 2x, last, 3/26-4/5/10

## At Home:

3 - 10/15-10/20/00

## On Road:

3 - 3/26-4/5/10

## TEAM RECORDS

## PENALTY MINUTES

## MOST PENALTY MINUTES, SEASON

1,209 - 2x, last, 2005-06

## At Home:

591 - 2005-06

## On Road:

681 - 2001-02

## FEWEST PENALTY MINUTES, SEASON (Full Seasons Only)

545 - 2015-16

## At Home:

264 - 2015-16

## On Road:

281 - 2015-16

## MOST PENALTY MINUTES, GAME

57 - (2x), last, 1/3/15 in 7-1 loss at DAL

## At Home:

54 - 3/28/08 in 4-0 win vs. VAN

## On Road:

57 - (2x), last, 1/3/15 in 7-1 loss at DAL

## MOST PENALTY MINUTES BY OPPONENT, GAME

69 - 4/8/11 in 3-1 win at EDM

## At Home:

63 - 2/2/04 in 4-0 win vs. STL

## On Road:

69 - 4/8/11 in 3-1 win at EDM

## MOST PENALTY MINUTES BY BOTH TEAMS, GAME

122 - 4/8/11 in 3-1 win at EDM (MIN-53, EDM-69)

## At Home:

113 - 3/28/08 in 4-0 win vs. VAN (MIN-64, VAN-49)

## On Road:

122 - 4/8/11 in 3-1 win at EDM (MIN-53, EDM-69)

## MOST PENALTY MINUTES, PERIOD

51 - 1/3/15 in 2nd of 7-1 loss at DAL

## At Home:

48 - 3/28/08 in 3rd of 4-0 win vs. VAN

## On Road:

51 - 1/3/15 in 2nd of 7-1 loss at DAL

## MOST PENALTY MINUTES BY OPPONENT, PERIOD

53 - 4/8/11 in 1st of 3-1 win at EDM

## At Home:

44 - 2x, last, 2/9/12 in 3rd of 5-2 loss vs. VAN

## On Road:

53 - 4/8/11 in 1st of 3-1 win at EDM

## MOST PENALTY MINUTES BY BOTH TEAMS, PERIOD

100 - 4/8/11 in 1st of 3-1 win at EDM (MIN-47, EDM-53)

## At Home:

81 - 3/28/08 in 3rd of 4-0 win vs. VAN (MIN-48, VAN-33)

## On Road:

100 - 4/8/11 in 1st of 3-1 win at EDM (MIN-47, EDM-53)

## PENALTIES

## MOST PENALTIES, GAME

16 - 3/2/02 in 6-3 loss at VAN

## At Home:

15 - 2/2/04 in 4-0 win vs. STL

## On Road:

16 - 3/2/02 in 6-3 loss at VAN

## MOST PENALTIES BY OPPONENT, GAME

17 - 11/29/08 in 6-2 win at NSH

## At Home:

16 - 2x, last, 2/2/04 in 4-0 win vs. STL

## On Road:

17 - 11/29/08 in 6-2 win at NSH



## TEAM RECORDS

## MOST PENALTIES BY BOTH TEAMS, GAME

31 - 2/2/04 in 4-0 win vs. STL (MIN-15, STL-16)

## At Home:

31 - 2/2/04 in 4-0 win vs. STL (MIN-15, STL-16)

## On Road:

25 - 2x, last, 11/29/08 in 6-2 win at NSH (MIN-9, NSH-16)

## FEWEST PENALTIES, GAME

0 - 9x, last, 11/6/18 in 4-3 loss at SJ

## At Home:

0 - 5x, last, 2/14/17 in 1-0 loss vs. ANA

## On Road:

0 - 4x, last, 11/6/18 in 4-3 loss at SJ

## FEWEST PENALTIES BY OPPONENT, GAME

0 - 9x, last, 1/22/20 in 4-2 win vs. DET

## At Home:

0 - 3x, last, 1/22/20 in 4-2 win vs. DET

## On Road:

0 - 6x, last, 11/12/15 in 3-2 OT win at CAR

## FEWEST PENALTIES BY BOTH TEAMS, GAME

0 - 11/30/13 in 3-2 loss at COL

## At Home:

1 - 2x, last, 12/23/19 in 3-0 win vs. CGY (MIN-1, CGY-0)

## On Road:

0 - 11/30/13 in 3-2 loss at COL

## SHOTS

## MOST SHOTS, SEASON

2,567 - 2018-19

## At Home:

1,305 - 2014-15

## On Road:

1,276 - 2018-19

## FEWEST SHOTS, SEASON (Full Seasons Only)

1,954 - 2001-02

## At Home:

965 - 2001-02

## On Road:

981 - 2003-04

## MOST SHOTS AGAINST, SEASON

2,625 - 2010-11

## At Home:

1,244 - 2000-01

## On Road:

1,403 - 2010-11

## FEWEST SHOTS AGAINST, SEASON (Full Seasons Only)

2,265 - 2014-15

## At Home:

1,035 - 2014-15

## On Road:

1,091 - 2002-03

## MOST SHOTS, GAME

48 - 3x, last, 12/27/18 in 5-2 loss at CHI

## At Home:

48 - 10/9/14 in 5-0 win vs. COL

## On Road:

48 - 2x, last, 12/27/18 in 5-2 loss at CHI

## MOST SHOTS AGAINST, GAME

57 - 10/13/18 in 5-4 OT loss vs. CAR

## At Home:

57 - 10/13/18 in 5-4 OT loss vs. CAR

## On Road:

56 - 11/8/01 in 5-3 win at BOS

## MOST SHOTS BY BOTH TEAMS, GAME

90 - 11/16/06 in 7-6 SO win at NSH (MIN-45, NSH-45)

## At Home:

77 - 2/19/12 in 2-0 win vs. BOS (MIN-29, BOS-48)

## On Road:

90 - 11/16/06 in 7-6 SO win at NSH (MIN-45, NSH-45)

## FEWEST SHOTS, GAME

11 - 5x, last, 1/4/14 in 5-3 win vs. WSH

## At Home:

11 - 2x, last, 1/4/14 in 5-3 win vs. WSH

## On Road:

11 - 3x, last 1/23/04 in 6-2 loss at ANA

## FEWEST SHOTS AGAINST, GAME

13 - 1/18/03 in 1-0 loss vs. ANA

## At Home:

13 - 1/18/03 in 1-0 loss vs. ANA

## On Road:

14 - 3x, last 10/15/13 in 4-1 loss at TOR

## FEWEST SHOTS BY BOTH TEAMS, GAME

32 - 2/15/04 in 2-1 loss vs. CGY (MIN-16, CGY-16)

## At Home:

32 - 2/15/04 in 2-1 loss vs. CGY (MIN-16, CGY-16)

## On Road:

35 - 10/10/11 in 2-1 loss at NYI (MIN-21, STL-14)

## MOST SHOTS, PERIOD

24 - 2x, last, 2/6/16 in 2nd of 4-1 loss at STL

## At Home:

24 - 2/3/15 in 2nd of 3-0 win vs. CHI

## On Road:

24 - 2/6/16 in 2nd of 4-1 loss at STL

## MOST SHOTS AGAINST, PERIOD

25 - 2x, last, 1/22/11 in 2nd of 4-3 loss at SJ

## At Home:

22 - 2/19/12 in 3rd of 2-0 win vs. BOS

## On Road:

25 - 2x, last, 1/22/11 in 2nd of 4-3 loss at SJ

## MOST SHOTS BY BOTH TEAMS, PERIOD

41 - 11/19/16 in 1st of 3-2 loss vs. COL (MIN-21, COL-20)

## At Home:

41 - 11/19/16 in 1st of 3-2 loss vs. COL (MIN-21, COL-20)

## On Road:

36 - 2x, last, 2/27/03 in 2nd of 6-3 win at MTL (MIN-21, MTL-15)

## FEWEST SHOTS, PERIOD

0 - 2x, last, 1/10/19 in 3rd of 3-2 loss vs. WPG

## At Home:

0 - 1/10/19 in 3rd of 3-2 loss vs. WPG

## On Road:

0 - 11/08/01 in 3rd of 5-3 win at BOS

## FEWEST SHOTS AGAINST, PERIOD

0 - 3x, last, 3/3/13 in 2nd of 4-2 win at EDM

## At Home:

0 - 2x, last, 3/31/09 in 3rd of 2-1 OT loss vs. VAN

## On Road:

0 - 3/3/13 in 2nd of 4-2 win at EDM

## FEWEST SHOTS BY BOTH TEAMS, PERIOD

4 - 10/18/05 in 3rd of 2-1 loss at ARI (MIN 2, ARI 2)

## At Home:

6 - 3/14/01 in 3rd of 1-0 loss vs. STL (MIN-5, STL-1)

## On Road:

4 - 10/18/05 in 3rd of 2-1 loss at ARI (MIN 2, ARI 2)

## FASTEST GOALS

## FASTEST GOAL FROM START OF GAME

0:10 - 2x, last, Jason Zucker, 4/6/17 in 4-3 win at COL

## At Home:

0:12 - 2x, last, Nino Niederreiter, 11/14/17 in 3-0 win vs. PHI

## On Road:

0:10 - 2x, last, Jason Zucker, 4/6/17 in 4-3 win at COL

## TEAM RECORDS

## FASTEST GOAL AGAINST FROM START OF GAME

0:07 - Mitchell Marner, 1/3/19 in 4-3 win at TOR

## At Home:

0:24 - Todd Bertuzzi, 1/12/19 in 5-2 loss vs. DET

## On Road:

0:07 - Mitchell Marner, 1/3/19 in 4-3 win at TOR

## FASTEST GOAL FROM START OF 2ND PERIOD:

0:09 - Brian Rolston, 11/30/07 in 3-2 OT win vs. STL

## At Home:

0:09 - Brian Rolston, 11/30/07 in 3-2 OT win vs. STL

## On Road:

0:12 - 3x, last, Marcus Foligno, 3/7/20 in 7-3 loss at LA

## FASTEST GOAL AGAINST FROM START OF 2ND PERIOD

0:11 - Brad Richards, 10/25/03 in 3-2 loss at TB

## At Home:

0:15 - Alex Pietrangolo, 2/27/18 in 8-3 win vs. STL

## On Road:

0:11 - Brad Richards, 10/25/03 in 3-2 loss at TB

## FASTEST GOAL FROM START OF 3RD PERIOD

0:08 - Jason Zucker, 1/16/14 in 4-1 win vs. EDM

## At Home:

0:08 - Jason Zucker, 1/16/14 in 4-1 win vs. EDM

## On Road:

0:21 - Ryan Suter, 3/20/14 in 4-3 OT loss at NJ

## FASTEST GOAL AGAINST FROM START OF 3RD PERIOD

0:07 - Trent Klatt, 11/26/00 in 4-2 win vs. VAN

## At Home:

0:07 - Trent Klatt, 11/26/00 in 4-2 win vs. VAN

## On Road:

0:09 - Patrick Marleau, 10/10/09 in 4-2 loss at SJ

## FASTEST GOAL FROM START OF OVERTIME

0:12 - Mikael Granlund, 2/27/17 in 5-4 OT win vs. LA

## At Home:

0:12 - Mikael Granlund, 2/27/17 in 5-4 OT win vs. LA

## On Road:

0:22 - Matt Dumba, 3/17/15 in 3-2 OT win at NSH

## FASTEST GOAL AGAINST FROM START OF OVERTIME

0:21 - Oleg Tverdovsky, 12/8/00 in 1-0 OT loss vs. ANA

## At Home:

0:21 - Oleg Tverdovsky, 12/8/00 in 1-0 OT loss vs. ANA

## On Road:

0:23 - Dustin Brown, 4/5/18 in 5-4 OT loss at LA

## LATEST OVERTIME GOAL

4:55 - Marian Gaborik, 2/17/08 in 5-4 OT win vs. NSH

## At Home:

4:55 - Marian Gaborik, 2/17/08 in 5-4 OT win vs. NSH

## On Road:

4:46 - Mikko Koivu, 3/5/09 in 4-3 OT win at SJ

## LATEST OVERTIME GOAL AGAINST

4:55 - Mathieu Perreault, 10/5/13 in 4-3 OT loss vs. ANA

## At Home:

4:55 - Mathieu Perreault, 10/5/13 in 4-3 OT loss vs. ANA

## On Road:

4:39 - Sami Salo, 10/22/11 in 3-2 OT loss at VAN

## FASTEST TWO GOALS, INDIVIDUAL

0:16 - Pierre-Marc Bouchard, 2/10/06, @18:51 &amp; 19:07 in 1st of 6-3 win at EDM

## At Home:

0:40 - Charlie Coyle, 1/11/14, @ 14:19 &amp; 14:59 in 2nd of 4-2 loss vs. COL

## On Road:

0:16 - Pierre-Marc Bouchard, 2/10/06, @18:51 &amp; 19:07 in 1st of 6-3 win at EDM

## FASTEST TWO GOALS AGAINST, INDIVIDUAL

0:20 - Stu Barnes, 10/19/03, @ 8:16 &amp; 8:36 in 2nd of 3-1 loss at DAL

## At Home:

0:42 - Brock Nelson, 12/29/17, @ 0:55 &amp; 1:37 in 3rd of 6-4 win vs. NYI

## On Road:

0:20 - Stu Barnes, 10/19/03, @ 8:16 &amp; 8:36 in 2nd of 3-1 loss at DAL

## FASTEST TWO GOALS, TEAM

0:03 - Jim Dowd &amp; Richard Park, 1/21/04, @ 19:44 &amp; 19:47 in 3rd of 4-2 win vs. CHI

## At Home:

0:03 - Jim Dowd &amp; Richard Park, 1/21/04, @ 19:44 &amp; 19:47 in 3rd of 4-2 win vs. CHI

## On Road:

0:11 - Mattias Weinhandl &amp; Wes Walz, 4/15/06, @ 7:37 &amp; 7:48 in 3rd of 4-3 OT loss at DAL

## FASTEST TWO GOALS AGAINST, TEAM

0:10 - 2x, last, Filip Forsberg &amp; Kevin Fiala, 4/1/17 @ 17:21 &amp; 17:31 in 2nd of 3-0 loss at NSH

## At Home:

0:10 - Scott Mellanby &amp; Sergei Varlamov, 12/02/01 @ 6:42 &amp; 6:52 in 2nd of 4-4 OT tie vs. STL

## On Road:

0:10 - Filip Forsberg &amp; Kevin Fiala, 4/1/17 @ 17:21 &amp; 17:31 in 2nd of 3-0 loss at NSH

## FASTEST TWO GOALS, BOTH TEAMS

0:02 - Nick Foligno (CBJ) &amp; Mikael Granlund (MIN), 1/5/16, @ 19:44 &amp; 19:46 in 3rd of 4-2 win at CBJ

## At Home:

0:08 - Matt Dumba (MIN) &amp; Vernon Fiddler (DAL), 11/1/14, @ 13:14 &amp; 13:22 in 2nd of 4-1 win vs. DAL

## On Road:

0:02 - Nick Foligno (CBJ) &amp; Mikael Granlund (MIN), 1/5/16, @ 19:44 &amp; 19:46 in 3rd of 4-2 win at CBJ

## FASTEST THREE GOALS, INDIVIDUAL

11:12 - Zach Parise, 3/24/16 @ 5:21, 6:07 &amp; 16:33 in 1st of 6-2 win vs. CGY

## At Home:

11:12 - Zach Parise, 3/24/16 @ 5:21, 6:07 &amp; 16:33 in 1st of 6-2 win vs. CGY

## On Road:

17:08 - Guillaume Latendresse, 1/16/10 @ 17:35 of 2nd, 10:36 &amp; 14:43 in 3rd of 6-4 loss @ ARI

## FASTEST THREE GOALS AGAINST, INDIVIDUAL

10:39 - Max Pacioretty (MTL), 11/19/13, @ 2:57, 10:06 &amp; 13:36 of 2nd of 6-2 loss at MTL

## At Home:

12:41 - Alex Ovechkin (WSH), 2/11/16, @ 2:14, 5:21 &amp; 14:55 of 2nd in 4-3 loss vs. WSH

## On Road:

10:39 - Max Pacioretty (MTL), 11/19/13, @ 2:57, 10:06 &amp; 13:36 of 2nd of 6-2 loss at MTL

## FASTEST THREE GOALS, TEAM

0:59 - Cal Clutterbuck, Chad Rau &amp; Kyle Brodziak, 1/21/12, @ 13:37, 13:51 &amp; 14:36 of 2nd of 5-2 win vs. DAL

## At Home:

0:59 - Cal Clutterbuck, Chad Rau &amp; Kyle Brodziak, 1/21/12, @ 13:37, 13:51 &amp; 14:36 of 2nd of 5-2 win vs. DAL

## On Road:

1:41 - Andrei Zyuzin, Wes Walz &amp; Matt Johnson, 3/25/04, @ 7:27, 7:47 &amp; 9:08 of 1st of 8-2 win at CHI

## TEAM RECORDS

## FASTEST THREE GOALS AGAINST, TEAM

1:08 - Todd Bertuzzi, Trevor Letowski & Ed Jovanovski, 11/02/02 @ 9:24, 9:51 & 10:32 of 1st of 4-2 loss vs. VAN

## At Home:

1:08 - Todd Bertuzzi, Trevor Letowski & Ed Jovanovski, 11/02/02 @ 9:24, 9:51 & 10:32 of 1st of 4-2 loss vs. VAN

## On Road:

1:13 - Dustin Brown (2x) & Gabriel Valardi, 3/7/20 @ 17:47, 18:46 & 19:00 of 3rd of 7-3 loss at LA

## FASTEST THREE GOALS, BOTH TEAMS

0:17 - Ryan Carter and Nino Niederreiter (MIN), Zengus Girgensons (BUF), 11/13/14, @ 6:07, 6:14, & 6:24 of 1st of 6-3 win vs. BUF

## At Home:

0:17 - Ryan Carter and Nino Niederreiter (MIN), Zengus Girgensons (BUF), 11/13/14, @ 6:07, 6:14, & 6:24 of 1st of 6-3 win vs. BUF

## On Road:

0:35 - Ales Kotalik and Stu Barnes (BUF), Antti Laaksonen (MIN), 12/28/02, @ 18:29, 18:46, & 19:04 of 3rd of 4-3 win at BUF

## FASTEST FOUR GOALS, TEAM

5:07 - Zach Parise, Nino Niederreiter, Thomas Vanek and Zach Parise, 10/8/15, @ 5:07, 7:05, 9:18 & 10:14 of 3rd of 5-4 win at COL

## At Home:

5:20 - Andrew Brunette, Alexandre Daigle, Filip Kuba and Antti Laaksonen, 1/16/04, @ 8:33, 12:00, 12:30 & 13:53 of 3rd of 4-2 win vs. PIT

## On Road:

5:07 - Zach Parise, Nino Niederreiter, Thomas Vanek and Zach Parise, 10/8/15, @ 5:07, 7:05, 9:18 & 10:14 of 3rd of 5-4 win at COL

## FASTEST FOUR GOALS AGAINST, TEAM

2:36 - Ladislav Nagy, Landon Wilson, Denis Pederson and Daymond Langkow, 4/12/02 @ 11:23, 11:42, 13:16 & 13:59 of 2nd of 7-1 loss at ARI

## At Home:

10:17 - Brandon Yip, Patric Hornqvist and Mike Fisher (2), 1/31/12 @ 9:22, 16:39, 17:00 & 19:39 of 3rd in 5-4 loss vs. NSH

## On Road:

2:36 - Ladislav Nagy, Landon Wilson, Denis Pederson & Daymond Langkow, 4/12/02 @ 11:23, 11:42, 13:16 & 13:59 of 2nd of 7-1 loss at ARI

## FASTEST FOUR GOALS, BOTH TEAMS

1:03 - Patrick Marleau, 2x (SJ) & Martin Hanzal, Charlie Coyle (MIN), 3/21/17 @ 17:57, 18:30, 18:45 & 19:00 in 2nd of 3-2 win vs. SJ

## At Home:

1:03 - Patrick Marleau, 2x (SJ) & Martin Hanzal, Charlie Coyle (MIN), 3/21/17 @ 17:57, 18:30, 18:45 & 19:00 in 2nd of 3-2 win vs. SJ

## On Road:

2:47 - Cliff Ronning, Marian Gaborik, Antti Laaksonen (MIN) & Jaroslav Modry (LA), 11/04/02 @ 17:07, 18:21, 18:51 & 19:54 of 3rd of 5-2 win at LA

## INDIVIDUAL RECORDS

## GAMES PLAYED

## MOST GAMES PLAYED, CAREER

1,028 - Mikko Koivu, 2005-20

## By Left Wing

513 - Zach Parise, 2012-20

## By Center

1,028 - Mikko Koivu 2005-20

## By Right Wing

565 - Pierre-Marc Bouchard, 2002-13

## By Defenseman

743 - Nick Schultz, 2001-12

## MOST CONSECUTIVE GAMES PLAYED

316 - Charlie Coyle, 2013-18

## MOST GAMES PLAYED, SEASON

82 - Marcus Foligno, 2018-19  
- Mikko Koivu, 2017-18; 2015-16; 2006-07  
- Eric Staal, 2017-18; 2016-17  
- Jason Zucker, 2017-18  
- Charlie Coyle, 2016-17; 2015-16; 2014-15  
- Nino Niederreiter, 2016-17; 2015-16  
- Mikael Granlund, 2015-16  
- Jason Pominville 2014-15, 2013-14  
- Kyle Brodziak, 2013-14; 2011-12; 2009-10  
- Matt Cooke, 2013-14  
- Dany Heatley, 2011-12  
- Darroll Powe, 2011-12  
- Eric Nystrom, 2010-11  
- Greg Zanon, 2010-11  
- Andrew Brunette, 2010-11; 2009-10; 2003-04; 2002-03  
- Antti Miettinen, 2008-09  
- James Sheppard, 2008-09  
- Brent Burns, 2007-08  
- Pierre-Marc Bouchard, 2006-07  
- Branko Radivojevic, 2006-07  
- Nick Schultz, 2006-07  
- Wes Walz, 2005-06; 2000-01  
- Brian Rolston, 2005-06  
- Antti Laaksonen, 2002-03; 2001-02; 2000-01  
- Jim Dowd, 2001-02

## By Defenseman

82 - Jonas Brodin, 2018-19  
- Jared Spurgeon, 2018-19  
- Ryan Suter, 2018-19; 2016-17; 2015-16; 2013-14  
- Matt Dumba, 2017-18  
- Greg Zanon, 2010-11  
- Brent Burns, 2007-08  
- Nick Schultz, 2006-07

## By Rookie

81 - Jordan Greenway, 2018-19

## GOALS

## MOST GOALS, CAREER

219 - Marian Gaborik, 2000-09

## By Left Wing

192 - Zach Parise, 2012-20

## By Center

205 - Mikko Koivu, 2005-20

## By Right Wing

219 - Marian Gaborik, 2000-09

## By Defenseman

82 - Jared Spurgeon, 2010-20

## INDIVIDUAL RECORDS

## MOST GOALS, SEASON

42 - Eric Staal, 2017-18  
- Marian Gaborik, 2007-08

## By Left Wing

34 - Brian Rolston, 2005-06

## By Center

42 - Eric Staal, 2017-18

## By Right Wing

42 - Marian Gaborik, 2007-08

## By Defenseman

17 - Brent Burns, 2010-11

## By Rookie

18 - Marian Gaborik, 2000-01

## MOST GOALS, GAME

5 - Marian Gaborik, 12/20/07 vs. NYR

## By Defenseman

3 - 2x, last, Jared Spurgeon, 2/21/20 at EDM

## By Rookie

3 - Justin Fontaine, 1/9/14 at ARI

## By Rookie in his NHL debut

1 - 8x, last, Gerald Mayhew, 10/15/19 at TOR

## MOST GOALS AGAINST, GAME

4 - Dustin Brown, 4/5/18 at LA

## MOST GOALS, PERIOD

3 - 2x, last, Jason Zucker, 11/9/17 at MTL (3rd)

## MOST GOALS AGAINST, PERIOD

3 - 4x, last, Dustin Brown, 3/7/20 at LA (3rd)

## MOST GOALS AT HOME, SEASON

28 - Marian Gaborik, 2007-08

## By Defenseman

10 - Brent Burns, 2007-08

## By Rookie

9 - 3x, last, Cal Clutterbuck, 2008-09

## MOST GOALS ON ROAD, SEASON

22 - Marian Gaborik, 2002-03

## By Defenseman

11 - Brent Burns, 2010-11

## By Rookie

11 - Marian Gaborik, 2000-01

## MOST POWER-PLAY GOALS, CAREER

69 - Zach Parise, 2012-20

## By Defenseman

29 - Jared Spurgeon, 2010-20

## MOST POWER-PLAY GOALS, SEASON

15 - Brian Rolston, 2005-06

## By Defenseman

10 - Marek Zidlicky, 2008-09

## By Rookie

6 - 2x, last, Kurtis Foster, 2005-06

## MOST POWER-PLAY GOALS, GAME

2 - 37x, last, Kevin Fiala, 3/8/20 at ANA

## MOST POWER-PLAY GOALS AGAINST, GAME

3 - Alex Ovechkin, 3/28/17 vs. WSH

## MOST POWER-PLAY GOALS, PERIOD

2 - 12x, last, Ryan Suter, 1/4/14 vs. WSH (2nd)

## MOST POWER-PLAY GOALS AGAINST, PERIOD

2 - 5x, last, Alex Ovechkin, 3/28/17 vs. WSH (2nd)

## MOST SHORT-HANDED GOALS, CAREER

14 - Wes Walz, 2000-07

## MOST SHORT-HANDED GOALS, SEASON

7 - Wes Walz, 2000-01

## MOST SHORT-HANDED GOALS, GAME

1 - Several times, last, Luke Kunin, 1/20/20 vs. FLA

## MOST SHORT-HANDED GOALS AGAINST, GAME

1 - Several times, last, Blake Lizotte, 3/7/20 at LA

## MOST SHORT-HANDED GOALS, PERIOD

1 - Several times, last, Luke Kunin, 1/20/20 vs. FLA (2nd)

## MOST SHORT-HANDED GOALS AGAINST, PERIOD

1 - Several times, last, Blake Lizotte, 3/7/20 at LA (2nd)

## MOST GAME-WINNING GOALS, CAREER

43 - Marian Gaborik, 2000-09

## By Defenseman

15 - Jared Spurgeon, 2010-20

## MOST GAME-WINNING GOALS, SEASON

8 - 4x, last, Eric Staal, 2016-17

## By Defenseman

4 - 3x, last, Matt Dumba, 2017-18

## MOST OVERTIME GOALS, CAREER

5 - 3x, Brent Burns, 2003-11; Matt Dumba, 2013-20;  
Mikko Koivu, 2005-20

## By Defenseman

5 - 2x, Brent Burns, 2003-11; Matt Dumba 2013-20

## MOST OVERTIME GOALS, SEASON

3 - Marian Gaborik, 2007-08

## By Defenseman

2 - 3x, last, Matt Dumba, 2017-18

## FEWEST GAMES TO 20 GOALS

33 - Marian Gaborik, 2002-03

## LONGEST GOAL-SCORING STREAK

6 - Nino Niederreiter (7g), 11/14-11/24/17  
- Brian Rolston (6g), 1/21-2/5/08

## ASSISTS

## MOST ASSISTS, CAREER

504 - Mikko Koivu, 2005-20

## By Left Wing

202 - Andrew Brunette, 2001-04; 2008-11

## By Center

504 - Mikko Koivu, 2005-20

## By Right Wing

241 - Pierre-Marc Bouchard, 2002-13

## By Defenseman

298 - Ryan Suter, 2012-20

## By Goaltender

7 - Devan Dubnyk, 2014-20

## MOST ASSISTS, SEASON

50 - Pierre-Marc Bouchard, 2007-08

## By Left Wing

48 - Andrew Brunette, 2001-02

## By Center

49 - Mikko Koivu, 2009-10

## By Right Wing

50 - Pierre-Marc Bouchard, 2007-08

## By Defenseman

45 - Ryan Suter, 2017-18

## By Goaltender

3 - Devan Dubnyk, 2017-18

- Manny Fernandez, 2005-06

## By Rookie

21 - Filip Kuba, 2000-01

## MOST ASSISTS, GAME

4 - 7x, last, Jason Zucker, 2/27/18 vs. STL

## By Defenseman

3 - 17x, last, Ryan Suter, 12/15/19 at CHI

## By Rookie

3 - 4x, last, Joel Eriksson Ek, 10/25/16 at BOS

## By Rookie in NHL debut

2 - Louie Belpedio, 4/7/18 at SJ

## By Goaltender

1 - 25x, last, Alex Stalock, 1/9/20 at CGY





## INDIVIDUAL RECORDS

## MOST ASSISTS BY OPPONENT, GAME

5 - Aleksander Barkov, 3/8/19 at FLA

## MOST ASSISTS, PERIOD

3 - 4x, last, Charlie Coyle, 12/23/16 at NYR (2nd)

## MOST ASSISTS BY OPPONENT, PERIOD

4 - Morgan Rielly, 10/15/19 at TOR (2nd)

## MOST ASSISTS AT HOME, SEASON

34 - Mikko Koivu, 2009-10

## By Defenseman

28 - Ryan Suter, 2018-19

## By Rookie

13 - Marian Gaborik, 2000-01

## MOST ASSISTS ON ROAD, SEASON

28 - Pierre-Marc Bouchard, 2007-08

## By Defenseman

24 - Ryan Suter, 2015-16

## By Rookie

11 - Nick Johnson, 2011-12

## MOST POWER-PLAY ASSISTS, CAREER

191 - Mikko Koivu, 2005-20

## By Defenseman

112 - Ryan Suter, 2012-20

## MOST POWER-PLAY ASSISTS, SEASON

24 - Pierre-Marc Bouchard, 2005-06

## By Defenseman

22 - Ryan Suter, 2017-18

## By Rookie

12 - Kurtis Foster, 2005-06

## LONGEST ASSIST STREAK

8 - Jim Dowd (9a), 2/27-3/17/02

## POINTS

## MOST POINTS, CAREER

709 - Mikko Koivu (205g-504a), 2005-20

## By Left Wing

382 - Zach Parise (192g-190a), 2012-20

## By Center

709 - Mikko Koivu (205g-504a), 2005-20

## By Right Wing

437 - Marian Gaborik (219g-218a), 2000-09

## By Defenseman

350 - Ryan Suter (52g-298a), 2012-20

## By Goaltender

7 - Devan Dubnyk, (7a), 2014-20

## MOST POINTS, SEASON

83 - Marian Gaborik (42g-41a), 2007-08

## By Left Wing

79 - Brian Rolston (34g-45a), 2005-06

## By Center

76 - Eric Staal (42g-34a), 2017-18

## By Right Wing

83 - Marian Gaborik (42g-41a), 2007-08

## By Defenseman

51 - Ryan Suter (8g-43a), 2015-16; (6g-45a), 2017-18

## By Goaltender

3 - Devan Dubnyk (3a), 2017-18  
- Manny Fernandez (3a), 2005-06

## By Rookie

36 - Marian Gaborik (18g-18a), 2000-01

## MOST POINTS, GAME

6 - Marian Gaborik (2g-4a), 10/26/02 at ARI  
- Marian Gaborik (5g-1a), 12/20/07 vs. NYR

## By Defenseman

4 - Matt Dumba (1g-3a), 3/29/18 vs. DAL

## By Rookie

3 - 8x, last, Nick Seeler (1g-2a), 11/3/18 at STL

## By Rookie in his NHL debut

2 - Louie Belpedio (2a), 4/7/18 at SJ

## By Goaltender

1 - 25x, last, Alex Stalock (1a), 1/9/20 at CGY

## MOST POINTS BY OPPONENT, GAME

5 - 6x, last, Sebastian Aho (3g-2a), 12/7/19 at CAR

## MOST POINTS, PERIOD

3 - 32x, last, Eric Staal (2g-1a), 10/22/19 vs. EDM (1st)

## MOST POINTS AGAINST, PERIOD

4 - 2x, last, Morgan Rielly (4a), 10/15/19 at TOR (2nd)

## MOST POINTS AT HOME, SEASON

51 - Marian Gaborik (28g-23a), 2007-08

## By Defenseman

29 - Ryan Suter (1g-28a), 2018-19; Ryan Suter (3g-26a), 2017-18

## By Rookie

20 - Marian Gaborik (7g-13a), 2000-01

## MOST POINTS ON ROAD, SEASON

36 - 2x, last, Mikko Koivu (10g-26a), 2010-11

## By Defenseman

27 - Ryan Suter (6g-21a), 2019-20

## By Rookie

16 - Marian Gaborik (11g-5a), 2000-01

## MOST POWER-PLAY POINTS, CAREER

251 - Mikko Koivu (60g-191a), 2005-20

## By Defenseman

132 - Ryan Suter (20g-112a), 2012-20

## MOST POWER-PLAY POINTS, SEASON

34 - Brian Rolston (13g-21a), 2006-07

## By Defenseman

25 - Marek Zidlicky (10g-15a), 2008-09

## By Rookie

18 - Kurtis Foster (6g-12a), 2005-06

## MOST SHORT-HANDED POINTS, CAREER

25 - Mikko Koivu (10g-15a), 2005-20

## MOST SHORT-HANDED POINTS, SEASON

9 - Wes Walz (7g-2a), 2000-01

## LONGEST POINT STREAK

12 - Mikael Granlund (5g-12a), 1/12-2/4/17

## By Defenseman

7 - Matt Dumba (5g-5a), 11/13-11/27/18; Ryan Suter (1g-8a), 2/26-3/10/13

## MOST POINTS IN TWO CONSECUTIVE GAMES

7 - 4x, last, Jason Zucker (1g-6a), 2/25-2/27/18

## MOST POINTS IN THREE CONSECUTIVE GAMES

10 - Eric Staal (6g-4a), 2/23-2/27/18

## MOST POINTS IN FOUR CONSECUTIVE GAMES

11 - Eric Staal (7g-4a), 2/22-2/27/18

## MOST MULTI-POINT GAMES, CAREER

153 - Mikko Koivu, 2005-20

## By Left Wing

76 - Zach Parise, 2012-20

## By Center

153 - Mikko Koivu, 2005-20

## By Right Wing

114 - Marian Gaborik, 2000-09

## By Defenseman

69 - Ryan Suter, 2012-20

## INDIVIDUAL RECORDS

## MOST MULTI-POINT GAMES, SEASON

22 - Marian Gaborik, 2005-06

## By Left Wing

20 - Brian Rolston, 2005-06

## By Center

20 - Mikko Koivu, 2009-10

## By Right Wing

22 - Marian Gaborik, 2005-06

## By Defenseman

12 - Ryan Suter, 2018-19

## By Rookie

9 - Kurtis Foster, 2005-06

## SHOTS

## MOST SHOTS, CAREER

2,270 - Mikko Koivu, 2005-20

## By Defenseman

1,139 - Ryan Suter, 2012-20

## MOST SHOTS, SEASON

305 - Brian Rolston, 2006-07

## By Defenseman

188 - Ryan Suter, 2015-16

## By Rookie

179 - Marian Gaborik, 2000-01

## MOST SHOTS, GAME

11 - Zach Parise, 1/17/19 vs. ANA; Brian Rolston, 10/27/06 vs. ANA

## By Defenseman

9 - Matt Dumba, 1/2/16 at TB

## By Rookie

8 - Cal Clutterbuck, 4/7/09 vs. DAL

## MOST SHOTS BY OPPONENT, GAME

12 - 3x, last, Patrick Kane, 1/15/17 at CHI

## PENALTY MINUTES

## MOST PENALTY MINUTES, CAREER

698 - Matt Johnson, 2000-04

## By Defenseman

333 - Willie Mitchell, 2001-06

## By Goaltender

36 - Devan Dubnyk, 2014-20; Manny Fernandez, 2000-07

## MOST PENALTY MINUTES, SEASON

201 - Matt Johnson, 2002-03

## By Defenseman

148 - Jason Marshall, 2001-02

## By Goaltender

12 - Devan Dubnyk, 2017-18  
- Manny Fernandez, 2006-07

## By Rookie

158 - Derek Boogaard, 2005-06

## MOST PENALTY MINUTES, GAME

39 - Stu Bickel, 1/3/15 at DAL

## By Defenseman

39 - Stu Bickel, 1/3/15 at DAL

## By Rookie

20 - Matt Kassian, 1/22/06 at CHI

## By Goaltender

4 - 5x, last, Devan Dubnyk, 1/6/18 at COL

## MOST PENALTY MINUTES BY OPPONENT, GAME

27 - Jody Shelley, 3/24/04 at Columbus

## MOST PENALTY MINUTES, PERIOD

39 - Stu Bickel, 1/3/15 at DAL (2nd)

## MOST PENALTY MINUTES, BY OPPONENT, PERIOD

27 - Jody Shelley, 3/24/04 at Columbus (2nd)

## PLUS/MINUS

## HIGHEST PLUS/MINUS, CAREER

+70 - Mikko Koivu, 2005-20

## By Defenseman

+53 - Ryan Suter, 2012-20

## HIGHEST PLUS/MINUS, SEASON

+34 - Ryan Suter & Jason Zucker, 2016-17

## By Forward

+34 - Jason Zucker, 2016-17

## By Rookie

+16 - Carson Soucy, 2019-20

## HIGHEST PLUS/MINUS, GAME

+5 - 6x, last, Jared Spurgeon & Ryan Suter, 11/29/19 in 7-2 win vs. OTT

## By Defenseman

+5 - 5x, last, Jared Spurgeon & Ryan Suter, 11/29/19 in 7-2 win vs. OTT

## TIME ON ICE

## MOST TIME ON ICE, CAREER

19,718 - Mikko Koivu, 2005-20

## By Forward

19,718 - Mikko Koivu, 2005-20

## MOST TIME ON ICE, SEASON

2,411 - Ryan Suter, 2013-14

## By Forward

1,717 - Dany Heatley, 2011-12

## MOST TIME ON ICE, GAME

36:51 - Ryan Suter, 11/7/13 vs. WSH

## By Forward

28:07 - Brian Rolston, 12/7/06 vs. CGY

## HIGHEST TIME ON ICE AVERAGE, CAREER (min. 50 games)

27:29 - Ryan Suter, 2012-20

## By Forward

20:33 - Brian Rolston, 2005-08

## HIGHEST TIME ON ICE AVERAGE, SEASON (min. 50 games)

29:25 - Ryan Suter, 2013-14

## By Forward

21:29 - Mikko Koivu, 2008-09

## REAL-TIME STATS

## MOST HITS, SEASON

356 - Cal Clutterbuck, 2008-09

## MOST HITS, GAME

12 - Cal Clutterbuck, 11/24/10 in 6-1 loss vs. PHI

## MOST BLOCKED SHOTS, SEASON

212 - Greg Zanon, 2010-11

## MOST BLOCKED SHOTS, GAME

9 - Jared Spurgeon, 10/11/14 in 3-0 win at COL



## INDIVIDUAL RECORDS

### GOALTENDING

#### MOST GAMES PLAYED, CAREER

409 - Niklas Backstrom, 2006-16

#### MOST GAMES PLAYED, SEASON

71 - Niklas Backstrom, 2008-09

#### By Rookie

41 - Niklas Backstrom, 2006-07

#### MOST CONSECUTIVE GAMES PLAYED

38 - Devan Dubnyk, 1/15-4/7/15

#### MOST GAMES STARTED, CAREER

391 - Niklas Backstrom, 2006-16

#### MOST CONSECUTIVE STARTS

38 - Devan Dubnyk, 1/15-4/7/15

#### MOST MINUTES PLAYED, CAREER

23,248 - Niklas Backstrom, 2006-16

#### MOST MINUTES PLAYED, SEASON

4,088 - Niklas Backstrom 2008-09

#### By Rookie

2,227 - Niklas Backstrom, 2006-07

#### MOST WINS, CAREER

194 - Niklas Backstrom, 2006-16

#### MOST WINS, SEASON

40 - Devan Dubnyk, 2016-17

#### By Rookie

23 - Niklas Backstrom, 2006-07

#### LONGEST WINNING STREAK

10 - Devan Dubnyk, 12/4-12/29/16

#### LONGEST POINT STREAK, CAREER

18 - Niklas Backstrom (13-0-5), 3/7/08-10/27/08

#### LONGEST POINT STREAK, SEASON

14 - Devan Dubnyk (12-0-2), 11/23-12/29/16

#### MOST LOSSES, CAREER

142 - Niklas Backstrom, 2006-16

#### MOST LOSSES, SEASON

28 - Devan Dubnyk, 2018-19

#### LONGEST LOSING STREAK

9 - Devan Dubnyk, 1/12-2/11/16

#### MOST TIES/OVERTIME LOSSES, CAREER

50 - Niklas Backstrom, 2006-16

#### MOST TIES/OVERTIME LOSSES, SEASON

11 - Dwayne Roloson, 2003-04

#### MOST GOALS ALLOWED, CAREER

962 - Niklas Backstrom, 2006-16

#### MOST GOALS ALLOWED, SEASON

163 - Devan Dubnyk, 2018-19

#### MOST GOALS ALLOWED, GAME

8 - Josh Harding, 12/26/07 at DAL

#### MOST GOALS ALLOWED, PERIOD

5 - 5x, last, Alex Stalock, 10/29/19 at DAL (3rd)

#### LOWEST GOALS-AGAINST AVERAGE, CAREER (min. 75 games)

2.28 - Dwayne Roloson, 2001-06

#### LOWEST GOALS-AGAINST AVERAGE, SEASON (min. 25 games)

1.66 - Josh Harding, 2013-14

#### By Rookie

1.16 - Josh Harding, 2006-07 (7 games)

#### HIGHEST SAVE PERCENTAGE, CAREER (min. 75 games)

.919 - Dwayne Roloson, 2001-06

#### HIGHEST SAVE PERCENTAGE, SEASON (min. 25 games)

.936 - Devan Dubnyk, 2014-15

#### By Rookie

.960 - Josh Harding, 2006-07 (7 games)

#### HIGHEST WINNING PERCENTAGE, CAREER (min. 25 games)

.601 - Devan Dubnyk, 2014-20

#### MOST SHUTOUTS, CAREER

28 - Niklas Backstrom 2006-16

#### MOST SHUTOUTS, SEASON

8 - Niklas Backstrom, 2008-09

#### By Rookie

2 - Darcy Kuemper, 2013-14

#### LONGEST SHUTOUT STREAK

195:54 - Devan Dubnyk, 11/8-11/16/17 (5 games)

#### LONGEST HOME SHUTOUT STREAK

142:47 - Niklas Backstrom, 4/3-4/7/07 (3 games)

#### LONGEST ROAD SHUTOUT STREAK

170:23 - Devan Dubnyk, 10/25-11/5/16 (3 games)

#### MOST SHOTS FACED, CAREER

11,283 - Niklas Backstrom, 2006-16

#### MOST SHOTS FACED, SEASON

2,059 - Niklas Backstrom, 2008-09

#### MOST SHOTS FACED, GAME

57 - Devan Dubnyk, 10/13/18 vs. CAR

#### MOST SAVES, CAREER

10,321 - Niklas Backstrom, 2006-16

#### MOST SAVES, SEASON

1,900 - Niklas Backstrom, 2008-09

#### MOST SAVES, GAME

53 - Dwayne Roloson, 11/8/01 at BOS

#### MOST SAVES AGAINST, GAME

46 - Collin Delia, 12/27/18 at CHI

#### MOST SAVES, PERIOD

24 - Devan Dubnyk, 10/19/18 at DAL (2nd)

#### MOST SAVES AGAINST, PERIOD

23 - Brian Elliot, 2/6/16 at STL (2nd)  
- Corey Crawford, 2/3/15 vs. CHI (2nd)

## WILD vs. BOSTON BRUINS

**2019-20 Wild Record: 0-1-1 (0-1-0 at Xcel Energy Center, 0-0-1 at Boston)**

**All-Time Wild Record: 14-8-4 (6-4-3 at Xcel Energy Center, 8-4-1 at Boston)**

Date	Opp.	Scoring By Period 1 2 3 OT F	Shots By Period 1 2 3 OT T	Power Plays	Penalties/ Minutes	Game-Winning Goal	Goaltender (Saves-Shots)	Attn.
	MIN	1 2 1 0 4	15 11 7 3 36	2-7	4-8		Stalock (34-39)	
11/23	BOS	0 2 2 1 5	10 13 15 1 39	1-3	7-16	Krug (2)	Rask (32-36)	*17,850
	BOS	1 3 2 - 6	12 12 10 - 34	3-4	5-10		Halak (25-26)	
2/1	MIN	0 0 1 - 1	11 8 7 - 26	0-4	5-10	Krug (3)	Dubnyk (28-34)	*18,009
<b>TOTALS</b>		<b>Scoring By Period 1 2 3 OT F</b>	<b>Shots By Period 1 2 3 OT T</b>	<b>Power Plays (%)</b>	<b>Penalties/ Minutes</b>		<b>Goaltenders (Record, Saves-Shots)</b>	
	BOS	1 5 4 1 11	22 25 25 1 73	4-7 (57.1)	12-26		Rask (1-0-0, 32-36); Halak (1-0-0, 25-36)	
	MIN	1 2 2 0 5	26 19 14 3 62	2-11 (18.2)	9-18		Stalock (0-0-1, 34-39); Dubnyk (0-1-0, 28-34)	

## WILD vs. BUFFALO SABRES

**2019-20 Wild Record: 1-0-0 (0-0-0 at Xcel Energy Center, 1-0-0 at Buffalo)**

**All-Time Wild Record: 14-8-3 (4-6-2 at Xcel Energy Center, 10-2-1 at Buffalo)**

Date	Opp.	Scoring By Period 1 2 3 OT F	Shots By Period 1 2 3 OT T	Power Plays	Penalties/ Minutes	Game-Winning Goal	Goaltender (Saves-Shots)	Attn.
	MIN	2 1 1 - 4	12 11 3 - 26	1-7	3-6	Parise (2)	Stalock (30-31)	
11/19	BUF	0 0 1 - 1	10 10 11 - 31	0-3	7-14		Ullmark (22-25)	15,522
	BUF							
3/28	MIN	GAME CANCELLED DUE TO COVID-19						
<b>TOTALS</b>		<b>Scoring By Period 1 2 3 OT F</b>	<b>Shots By Period 1 2 3 OT T</b>	<b>Power Plays (%)</b>	<b>Penalties/ Minutes</b>		<b>Goaltenders (Record, Saves-Shots)</b>	
	BUF	0 0 1 - 1	10 10 11 - 31	0-3 (0.00)	7-14		Ullmark (0-1-0, 22-25)	
	MIN	2 1 1 - 4	12 11 3 - 26	1-7 (14.3)	3-6		Stalock (1-0-0, 30-31)	

## WILD vs. CAROLINA HURRICANES

**2019-20 Wild Record: 0-1-1 (0-0-1 at Xcel Energy Center, 0-1-0 at Carolina)**

**All-Time Wild Record: 12-9-7 (9-3-4 at Xcel Energy Center, 3-6-3 at Carolina)**

Date	Opp.	Scoring By Period 1 2 3 OT F	Shots By Period 1 2 3 OT T	Power Plays	Penalties/ Minutes	Game-Winning Goal	Goaltender (Saves-Shots)	Attn.
	CAR	2 1 0 1 4	9 7 11 1 28	0-2	4-8		Reimer (32-35)	
11/16	MIN	0 3 0 0 3	10 15 9 1 35	0-3	3-6		Dubnyk (24-28)	17,101
	MIN	1 1 0 - 2	7 10 7 - 24	0-4	3-6		Stalock (34-40)	
12/7	CAR	2 2 2 - 6	12 15 13 - 40	2-3	4-8	Aho (3)	Mrazek (22-24)	*18,680
<b>TOTALS</b>		<b>Scoring By Period 1 2 3 OT F</b>	<b>Shots By Period 1 2 3 OT T</b>	<b>Power Plays (%)</b>	<b>Penalties/ Minutes</b>		<b>Goaltenders (Record, Saves-Shots)</b>	
	CAR	4 3 2 1 10	21 22 24 1 68	2-5 (0.00)	8-16		Reimer (1-0-0, 32-35); Mrazek (1-0-0, 22-24)	
	MIN	1 4 0 0 5	17 25 16 1 59	0-7 (40.0)	6-12		Dubnyk (0-0-1, 24-28); Stalock (34-40)	

## WILD vs. COLUMBUS BLUE JACKETS

**2019-20 Wild Record: 2-0-0 (1-0-0 at Xcel Energy Center, 1-0-0 at Columbus)**

**All-Time Wild Record: 29-22-9 (19-7-5 at Xcel Energy Center, 10-15-4 at Columbus)**

Date	Opp.	Scoring By Period 1 2 3 OT F	Shots By Period 1 2 3 OT T	Power Plays	Penalties/ Minutes	Game-Winning Goal	Goaltender (Saves-Shots)	Attn.
	CBJ	1 0 3 - 4	7 9 12 - 28	0-2	1-2		Kivlenieks (35-40)	
2/25	MIN	2 2 1 - 5	17 15 8 - 40	0-1	2-4	Fiala (2)	Stalock (24-28)	17,057
	MIN	2 2 1 - 5	9 9 8 - 26	1-3	2-4	Eriksson Ek (4)	Stalock (24-24)	
2/28	CBJ	0 0 0 - 0	11 6 7 - 24	0-2	3-6		KORPISALO (11-15); Kivlenieks (10-11)	*18,955
<b>TOTALS</b>		<b>Scoring By Period 1 2 3 OT F</b>	<b>Shots By Period 1 2 3 OT T</b>	<b>Power Plays (%)</b>	<b>Penalties/ Minutes</b>		<b>Goaltenders (Record, Saves-Shots)</b>	
	CBJ	1 0 3 - 4	18 15 19 - 52	0-4 (0.00)	4-8		Kivlenieks (0-1-0, 45-51); Korpisalo (0-1-0, 11-15)	
	MIN	4 4 2 - 10	26 24 16 - 66	1-4 (25.0)	4-8		Stalock (2-0-0, 48-52)	



## WILD vs. DETROIT RED WINGS

2019-20 Wild Record: 2-0-0 (1-0-0 at Xcel Energy Center, 1-0-0 at Detroit)

All-Time Wild Record: 21-28-12 (11-10-9 at Xcel Energy Center, 10-18-3 at Detroit)

Date	Opp.	Scoring By Period					Shots By Period			Power Plays	Penalties/Minutes	Game-Winning Goal	Goaltender (Saves-Shots)	Attn.
		1	2	3	OT	F	1	2	3	OT	T			
1/22	DET	2	0	0	—	2	11	5	11	—	27	1-2	0-0	
	MIN	1	3	0	—	4	12	15	6	—	33	0-0	2-4	Zucker (2)
	MIN	3	3	1	—	7	10	10	6	—	26	1-4	3-6	Donato (1)
2/27	DET	0	1	0	—	1	9	10	7	—	26	0-3	4-8	HOWARD (12-17); Bernier (7-9)
														17,663
<b>TOTALS</b>													<b>Goaltenders (Record, Saves-Shots)</b>	
	DET	2	1	0	—	3	20	15	18	—	53	1-5 (20.0)	4-8	Howard (0-2-0, 41-50); Bernier (0-0-0, 7-9)
	MIN	4	6	1	—	11	22	25	12	—	59	1-4 (25.0)	5-10	Dubnyk (1-0-0, 25-27); Stalock (1-0-0, 25-26)

## WILD vs. FLORIDA PANTHERS

2019-20 Wild Record: 1-1-0 (0-1-0 at Xcel Energy Center, 1-0-0 at Florida)

All-Time Wild Record: 18-6-3 (10-1-2 at Xcel Energy Center, 8-5-1 at Florida)

Date	Opp.	Scoring By Period					Shots By Period			Power Plays	Penalties/Minutes	Game-Winning Goal	Goaltender (Saves-Shots)	Attn.
		1	2	3	OT	F	1	2	3	OT	T			
12/3	MIN	0	2	2	—	4	5	9	12	—	26	0-1	3-6	Soucy (1)
	FLA	2	0	0	—	2	13	19	14	—	46	1-3	1-2	Kahkonen (44-46)
	FLA	1	1	3	—	5	7	9	9	—	25	1-2	4-8	Driedger (22-25)
1/20	MIN	1	1	2	—	4	13	7	13	—	33	2-4	2-4	Bobrovsky (29-33)
														17,255
<b>TOTALS</b>													<b>Goaltenders (Record, Saves-Shots)</b>	
	FLA	3	1	3	—	7	20	28	23	—	71	2-5 (20.0)	5-10	Driedger (0-1-0, 22-25); Bobrovsky (1-0-0, 29-33)
	MIN	1	3	4	—	8	18	16	25	—	59	2-5 (20.0)	5-10	Kahkonen (1-0-0, 44-46); Stalock (0-1-0, 20-25)

## WILD vs. MONTREAL CANADIENS

2019-20 Wild Record: 1-1-0 (1-0-0 at Xcel Energy Center, 0-1-0 at Montreal)

All-Time Wild Record: 15-7-3 (9-2-1 at Xcel Energy Center, 6-5-2 at Montreal)

Date	Opp.	Scoring By Period					Shots By Period			Power Plays	Penalties/Minutes	Game-Winning Goal	Goaltender (Saves-Shots)	Attn.
		1	2	3	OT	F	1	2	3	OT	T			
10/17	MIN	0	0	0	—	0	6	6	5	—	17	0-5	7-17	
	MTL	3	0	1	—	4	15	7	11	—	33	1-5	7-17	Mete (1)
10/20	MTL	0	2	1	—	3	7	12	14	—	33	1-2	4-10	Kinkaid (29-33)
	MIN	1	1	2	—	4	19	9	5	—	33	2-5	2-4	Dubnyk (30-33)
														17,344
<b>TOTALS</b>													<b>Goaltenders (Record, Saves-Shots)</b>	
	MTL	3	2	2	—	7	22	19	25	—	66	2-7 (28.6)	11-27	Price (1-0-0, 17-17); Kinkaid (29-33)
	MIN	1	1	2	—	4	25	15	10	—	50	2-10 (20.0)	9-21	Stalock (0-1-0, 29-33); Dubnyk (1-0-0, 30-33)

## WILD vs. NEW JERSEY DEVILS

2019-20 Wild Record: 1-0-0 (0-0-0 at Xcel Energy Center, 1-0-0 at New Jersey)

All-Time Wild Record: 8-9-8 (4-4-4 at Xcel Energy Center, 4-5-4 at New Jersey)

Date	Opp.	Scoring By Period					Shots By Period			Power Plays	Penalties/Minutes	Game-Winning Goal	Goaltender (Saves-Shots)	Attn.
		1	2	3	OT	F	1	2	3	OT	T			
11/26	MIN	1	1	1	—	3	12	10	7	—	29	1-4	2-4	Suter (1)
	NJ	1	1	0	—	2	9	15	10	—	34	1-2	4-8	Kahkonen (32-34)
														Domingue (26-29)
3/26	MIN	GAME CANCELLED DUE TO COVID-19												
<b>TOTALS</b>													<b>Goaltenders (Record, Saves-Shots)</b>	
	NJ	1	1	0	—	2	9	15	10	—	34	1-2 (50.0)	4-8	Domingue (0-1-0, 26-29)
	MIN	1	1	1	—	3	12	10	7	—	29	1-4 (25.0)	2-4	Kahkonen (1-0-0, 32-34)



## WILD vs. NEW YORK ISLANDERS

2019-20 Wild Record: 0-1-0 (0-1-0 at Xcel Energy Center, 0-0-0 at New York)

All-Time Wild Record: 14-11-2 (8-4-2 at Xcel Energy Center, 6-7-0 at New York)

Date	Opp.	Scoring By Period					Shots By Period			Power Plays	Penalties/Minutes	Game-Winning Goal	Goaltender (Saves-Shots)	Attn.
		1	2	3	OT	F	1	2	3	OT	T			
12/29	NYI	0	0	3	—	3	10	10	8	—	28	0-2	4-8	Martin (2)
	MIN	1	0	0	—	1	12	5	9	—	26	0-3	3-6	Varlamov (25-26)
														Dubnyk (25-28)
3/31	NYI	GAME CANCELLED DUE TO COVID-19												
<b>TOTALS</b>													<b>Goaltenders (Record, Saves-Shots)</b>	
	NYI	0	0	3	—	3	10	10	8	—	28	0-2 (0.00)	4-8	Varlamov (1-0-0, 25-26)
	MIN	1	0	0	—	1	12	5	9	—	26	0-3 (0.00)	3-6	Dubnyk (0-1-0, 25-28)

## WILD vs. NEW YORK RANGERS

2019-20 Wild Record: 0-0-2 (0-0-1 at Xcel Energy Center, 0-0-1 at New York)

All-Time Wild Record: 12-13-3 (7-6-2 at Xcel Energy Center, 5-7-1 at New York)

Date	Opp.	Scoring By Period					Shots By Period			Power Plays	Penalties/Minutes	Game-Winning Goal	Goaltender (Saves-Shots)	Attn.
		1	2	3	OT	F	1	2	3	OT	T			
11/25	MIN	0	1	1	0	2	12	2	14	0	28	0-2	4-8	Stalock (28-31)
	NYR	1	0	1	1	3	9	10	11	1	31	1-4	2-4	Lundqvist (26-28)
	NYR	1	0	2	0	4	8	10	10	3	31	0-1	4-8	Georgiev (23-26)
2/13	MIN	2	1	0	0	3	11	6	6	3	26	0-2	3-6	Stalock (28-31)
														17,413
<b>TOTALS</b>													<b>Goaltenders (Record, Saves-Shots)</b>	
	NYR	2	0	3	1	7	17	20	21	4	62	1-5 (20.0)	6-12	Lundqvist (1-0-0, 26-28); Georgiev (1-0-0, 23-26)
	MIN	2	2	1	0	5	23	8	20	3	54	0-4 (0.00)	7-14	Stalock (0-0-2, 56-62)

## WILD vs. OTTAWA SENATORS

2019-20 Wild Record: 2-0-0 (1-0-0 at Xcel Energy Center, 1-0-0 at Ottawa)

All-Time Wild Record: 12-9-4 (6-5-2 at Xcel Energy Center, 6-4-2 at Ottawa)

Date	Opp.	Scoring By Period					Shots By Period			Power Plays	Penalties/Minutes	Game-Winning Goal	Goaltender (Saves-Shots)	Attn.
		1	2	3	OT	F	1	2	3	OT	T			
10/14	MIN	0	0	2	—	2	11	12	12	—	35	0-6	6-12	Rask (1)
	OTT	0	0	0	—	0	7	12	7	—	26	0-5	7-14	Anderson (33-34)
11/29	OTT	1	1	0	—	2	9	13	13	—	35	0-1	4-8	Nilsson (28-35)
	MIN	0	3	4	—	7	10	17	8	—	35	1-3	2-4	Stalock (33-35)
														17,112
<b>TOTALS</b>													<b>Goaltenders (Record, Saves-Shots)</b>	
	OTT	1	1	0	—	2	16	25	20	—	61	0-6 (0.00)	11-22	Anderson (0-1-0, 33-34); Nilsson (0-1-0, 28-35)
	MIN	0	3	6	—	9	21	29	20	—	70	1-9 (11.1)	8-16	Stalock (2-0-0, 59-61)

## WILD vs. PHILADELPHIA FLYERS

2019-20 Wild Record: 1-0-0 (1-0-0 at Xcel Energy Center, 0-0-0 at Philadelphia)

All-Time Wild Record: 9-15-2 (5-5-2 at Xcel Energy Center, 4-10-0 at Philadelphia)

Date	Opp.	Scoring By Period					Shots By Period			Power Plays	Penalties/Minutes	Game-Winning Goal	Goaltender (Saves-Shots)	Attn.
		1	2	3	OT	F	1	2	3	OT	T			
12/14	PHI	1	0	0	—	1	5	3	10	—	18	0-3	6-15	Hart (24-37)
	MIN	2	1	1	—	4	7	8	13	—	28	0-5	4-11	Stalock (17-18)
														17,140
3/14	PHI	GAME CANCELLED DUE TO COVID-19												
<b>TOTALS</b>													<b>Goaltenders (Record, Saves-Shots)</b>	
	PHI	1	0	0	—	1	5	3	10	—	18	0-3 (0.00)	6-15	Hart (0-1-0, 24-37)
	MIN	2	1	1	—	4	7	8	13	—	28	0-5 (0.00)	4-11	Stalock (1-0-0, 17-18)

## WILD vs. PITTSBURGH PENGUINS

2019-20 Wild Record: 0-2-0 (0-1-0 at Xcel Energy Center, 0-1-0 at Pittsburgh)

All-Time Wild Record: 13-13-1 (6-6-1 at Xcel Energy Center, 7-7-0 at Pittsburgh)

		Scoring By Period					Shots By Period					Power	Penalties/	Game-Winning	Goaltender	
Date	Opp.	1	2	3	OT	F	1	2	3	OT	T	Plays	Minutes	Goal	(Saves-Shots)	Attn.
	PIT	1	4	2	—	7	9	16	10	—	35	2-4	4-8	Blandisi (1)	Murray (29-33)	
10/12	MIN	0	2	2	—	4	11	11	11	—	33	1-2	6-12	DUBNYK (18-23)	Stalock (10-11)	*19,157
	MIN	0	1	2	—	3	10	11	8	—	29	1-2	4-8	Dubnyk (22-29)		
1/14	PIT	2	2	3	—	7	8	12	9	—	29	2-4	2-4	Malkin (4)	Jarry (26-29)	*18,545
		Scoring By Period					Shots By Period					Power	Penalties/	Goaltenders		
TOTALS		1	2	3	OT	F	1	2	3	OT	T	Plays (%)	Minutes		(Record, Saves-Shots)	
	PIT	3	6	5	—	14	17	28	19	—	64	4-8 (50.0)	10-20		Murray (1-0-0, 29-33)	
	MIN	0	3	4	—	7	21	22	19	—	62	2-4 (50.0)	6-12	Dubnyk (0-2-0, 40-52); Jarry (0-1-0, 26-29)		

## WILD vs. TAMPA BAY LIGHTNING

2019-20 Wild Record: 2-0-0 (1-0-0 at Xcel Energy Center, 1-0-0 at Tampa Bay)

All-Time Wild Record: 18-7-3 (12-2-0 at Xcel Energy Center, 6-5-3 at Tampa Bay)

		Scoring By Period					Shots By Period					Power	Penalties/	Game-Winning	Goaltender	
Date	Opp.	1	2	3	OT	F	1	2	3	OT	T	Plays	Minutes		Goal	
12/5	MIN	3	1	1	—	5	9	5	7	—	21	0-2	5-10	Zuccarello (1)	Stalock (30-34)	*19,092
	TB	2	1	1	—	4	13	8	13	—	34	1-4	3-6	Vasilevskiy (16-21)	McElhinney (20-23)	
1/6	TB	0	1	1	—	2	5	7	8	—	20	1-2	4-8	Suter (2)	Stalock (18-20)	17,305
	MIN	1	2	0	—	3	8	11	4	—	23	1-4	2-4			
TOTALS		Scoring By Period					Shots By Period					Power	Penalties/		Goaltenders	
		1	2	3	OT	F	1	2	3	OT	T	Plays (%)	Minutes		(Record, Saves-Shots)	
	TB	2	2	2	—	6	18	15	21	—	54	2-6 (33.3)	7-14		Vasilevskiy (0-1-0, 16-21)	
	MIN	4	3	1	—	8	17	16	11	—	44	1-6 (16.7)	7-14		Stalock (2-0-0, 48-54)	

## WILD vs. TORONTO MAPLE LEAFS

2019-20 Wild Record: 0-2-0 (0-1-0 at Xcel Energy Center, 0-1-0 at Toronto)

All-Time Wild Record: 12-12-0 (7-4-0 at Xcel Energy Center, 5-8-0 at Toronto)

		Scoring By Period					Shots By Period					Power	Penalties/	Game-Winning	Goaltender	Attn.
Date	Opp.	1	2	3	OT	F	1	2	3	OT	T	Plays	Minutes			
10/15	MIN	1	0	1	—	2	8	10	11	—	29	0-3	3-6	Johnsson (1)	Dubnyk (30-34)	*19,149
	TOR	0	4	0	—	4	9	19	6	—	34	2-3	3-6		Andersen (27-29)	
12/31	TOR	2	1	1	—	4	8	15	6	—	29	1-3	3-6	Nylander (3)	Andersen (26-27)	*18,164
	MIN	0	1	0	—	1	7	14	6	—	27	1-3	3-6	Dubnyk (25-28)		
TOTALS		Scoring By Period					Shots By Period					Power	Penalties/		Goaltenders	
		1	2	3	OT	F	1	2	3	OT	T	Plays (%)	Minutes		(Record, Saves-Shots)	
	TOR	2	5	1	—	8	17	34	12	—	63	3-6 (50.0)	6-12		Andersen (2-0-0, 53-56)	
	MIN	1	1	1	—	3	15	24	17	—	56	1-6 (16.7)	6-12		Dubnyk (0-2-0, 55-62)	

## WILD vs. WASHINGTON CAPITALS

2019-20 Wild Record: 0-1-0 (0-1-0 at Xcel Energy Center, 0-0-0 at Washington)

All-Time Wild Record: 10-13-2 (7-5-1 at Xcel Energy Center, 3-8-1 at Washington)

Date	Opp.	Scoring By Period					Shots By Period					Power Plays	Penalties/ Minutes	Game-Winning Goal	Goaltender (Saves-Shots)	Attn.
		1	2	3	OT	F	1	2	3	OT	T					
3/1	WSH	3	0	1	—	4	11	9	10	—	30	1-2	8-19	Wilson (5)	Holtby (37-40)	17,388
	MIN	2	0	1	—	3	15	8	17	—	40	2-4	6-15		Stalock (26-30)	
4/2	MIN	GAME CANCELLED DUE TO COVID-19														
	WSH															
TOTALS		1	2	3	OT	F	1	2	3	OT	T	Power Plays (%)	Penalties/ Minutes		Goaltenders (Record, Saves-Shots)	
	WSH	3	0	1	—	4	11	9	10	—	30	1-2 (50.0)	8-19		Holtby (1-0-0, 37-40)	
	MIN	2	0	1	—	3	15	8	17	—	40	2-4 (50.0)	6-15		Stalock (0-1-0, 26-30)	

# THE PLAYOFFS



OUR STATE. OUR TEAM. OUR ICE.





- The Minnesota Wild will make its 10th playoff appearance in team history by defeating Vancouver in the Qualifying Round.
- The Wild made a franchise record six consecutive playoff appearances from 2013-18, joining Anaheim and Pittsburgh as the only teams to make the playoffs in each of those seasons.
- Minnesota lost to Winnipeg 4-1 in the 2018 Western Conference Quarterfinal, facing the Jets for the first time in the Stanley Cup Playoffs.
- The Wild fell 4-1 against St. Louis in the 2017 Western Conference Quarterfinal, facing the Blues for the second time in the Stanley Cup Playoffs. The series also marked the third time Minnesota began a playoff series at Xcel Energy Center, the first since the 2008 Western Conference Quarterfinal. The Wild topped St. Louis in the 2015 Western Conference Quarterfinal, clinching the series victory with a Game 6 win in Saint Paul — marking the first time in franchise history Minnesota earned a playoff series win on home ice or before a deciding seventh game.
- Minnesota faced the Dallas Stars in the 2016 Western Conference Quarterfinal. It marked the first time the Wild faced the Stars in the playoffs and the fourth straight postseason Minnesota played the Central Division champion in the opening round. The Wild fell 4-2 in the series.
- Minnesota advanced to the 2014 Western Conference Semifinal for the first time since 2003 after winning its quarterfinal series, 4-3, over Colorado. In its semifinal series, Minnesota fell to Chicago, 4-2.
- With a 5-4 overtime victory in Game 7 of the 2014 Western Conference Quarterfinal series at Colorado (4/30/14), Minnesota became the first team in NHL history to record four tying goals in a Game 7 (Elias Sports Bureau).
- The Wild advanced to the 2003 Western Conference Final in its first playoff appearance after winning its quarterfinal series, 4-3, over Colorado and its semifinal series, 4-3, over Vancouver — Minnesota was swept by Anaheim in four games in the Conference Final.
- Of the 22 players that finished the regular season on the Wild's roster, nine have not appeared in a Stanley Cup Playoff Game with Minnesota: **Ryan Donato, Kevin Fiala, Alex Galchenyuk, Ryan Hartman, Brad Hunt, Luke Kunin, Greg Pateryn, Victor Rask and Mats Zuccarello**. Three players have not appeared in a Stanley Cup Playoff Game: Hunt, Kunin and Rask.
- **Eric Staal** (Carolina, 2006) is the only Wild player that has won the Stanley Cup. Zach Parise lost to Los Angeles in the 2012 Stanley Cup Final with the New Jersey Devils and Mats Zuccarello lost to Los Angeles in the 2014 Stanley Cup Final with the New York Rangers.
- **Jonas Brodin** ranks T-1st in playoff games and T-2nd in blocked shots, third in assists and T-4th in scoring amongst team defensemen. He registered his first career Stanley Cup Playoff goal and multi-point game (1-1=2) in Game 6 vs. DAL (4/24/16, Lehtonen).
- **Devan Dubnyk** made all 28 saves in Game 4 of the 2017 Western Conference Quarterfinal at STL (4/19/17) to earn his second career postseason shutout — the first road shutout in Wild postseason history. He stopped all 17 shots faced in Game 3 of the 2015 Western Conference Quarterfinal vs. St. Louis (4/20/15) to earn the third shutout in Wild playoff history. Dubnyk is the franchise playoff leader in games played, wins, shutouts, saves and minutes played.
- **Mikko Koivu** ranks first in franchise history in playoff games played and shots on goal, T-1st in assists, second in points and third in goals and PIM. The center set a franchise record winning 27 faceoffs in Game 6 of the 2016 Western Conference Quarterfinal vs. DAL (4/24/16).
- **Zach Parise** leads Minnesota with 74 career playoff points (35-39=74), skating in the postseason in 11 of his 14 NHL seasons. He set a playoff career high and Wild playoff single-game record with four points (2-2=4) in Game 6 vs. Colorado (4/28/14), also setting a franchise record for fastest goal to start a playoff game, scoring 49 seconds into the contest. He ranks first in franchise history in playoff scoring, goals and PPG, ranks T-1st in assists and second in shots on goal. The winger also leads all active Minnesota-born players in playoff scoring, goals, assists, PPG and shots on goal, ranks second in assists, T-2nd in GWG and T-3rd in games played.
- **Jared Spurgeon** is the franchise's all-time leader in scoring and blocked shots, ranks T-1st in goals and games played and second in assists amongst team defensemen in the playoffs. He registered a career-high six points (3-3=6) during the 2014 postseason and netted a career-best two PPG in the 2016 postseason.
- **Eric Staal** makes his sixth career playoff appearance. He led Carolina and ranked sixth in the NHL in goals and T-9th in scoring (10-5=15) during the 2009 Stanley Cup Playoffs. The center led the NHL in playoff scoring during the 2006 postseason with 28 points (9-19=28) in 25 games as Carolina won the Stanley Cup.
- **Ryan Suter** had a career-best seven points (1-6=7) during the 2014 postseason and his six assists set a franchise record for most assists in a single postseason by a defenseman. Suter ranks first in franchise history and fourth amongst active NHL defensemen in TOI/game. He ranks first amongst team defensemen in assists, shots on goal and hits, second in scoring, T-2nd in blocked shots and T-3rd in games played in playoffs.
- **Mats Zuccarello** is making his eighth career Stanley Cup playoff appearances and ranks third on the Wild roster in career playoff games. He ranked T-1st on Dallas in scoring, second in takeaways (10), T-2nd in assists and T-3rd in goals during the 2019 playoffs.

## TEAM INFORMATION

**Home Ice (Cap., Built)**.....Gila River Arena (17,125, 2003)  
**Mailing Address** ..... 9400 W. Maryland Avenue  
Glendale, AZ 85305  
**Telephone** ..... 623.772.3200  
**Website** ..... arizonacoyotes.com  
**Twitter** ..... @ArizonaCoyotes  
**Founded** ..... 1979-80 (Relocated from Winnipeg in 1996)  
**Stanley Cup Titles** ..... None  
**Colors** ..... Black, Brick Red and Desert Sand

## DIRECTORY

**Owner, Chairman and Governor** ..... Alex Meruelo  
**President & CEO** ..... Xavier A. Gutierrez  
**President of Hockey Ops/General Manager** ..... John Chayka  
**Head Coach** ..... Rick Tocchet  
**Assistant Coach** ..... John MacLean  
**Assistant Coach** ..... Phil Housley  
**Goaltending Coach** ..... Corey Schwab

## WILD vs. ARIZONA COYOTES

**2019-20 Wild Record: 3-0-0 (1-0-0 at Xcel Energy Center, 2-0-0 at Arizona)****All-Time Wild Record: 36-24-8 (17-11-5 at Xcel Energy Center, 19-13-3 at Arizona)**

Date	Opp.	Scoring By Period					Shots By Period					Power Plays	Penalties/ Minutes	Game-Winning Goal	Goaltender (Saves-Shots)	Attn.
		1	2	3	OT	F	1	2	3	OT	T					
11/9	MIN	0	3	1	—	4	5	14	5	—	24	1-1	3-6	Hartman (1)	Dubnyk (32-35)	14,428
	ARI	2	1	0	—	3	9	12	14	—	35	0-3	1-2		Kuemper (20-24)	
11/14	ARI	0	1	1	—	2	8	8	13	—	29	0-3	3-6		Raanta (31-34)	*17,079
	MIN	1	0	2	—	3	20	9	5	—	34	1-3	3-6	Greenway (1)	Dubnyk (27-29)	
12/19	MIN	0	4	4	—	8	7	13	13	—	33	0-2	6-12	Zuccarello (2)	Dubnyk (35-40)	15,582
	ARI	1	1	3	—	5	17	12	11	—	40	2-4	4-8		KUEMPER (25-32); Raanta (0-0)	
TOTALS		Scoring By Period					Shots By Period					Power Plays (%)	Penalties/ Minutes	Goaltenders (Record, Saves-Shots)		
		1	2	3	OT	F	1	2	3	OT	T					
ARI		3	3	4	—	10	34	32	38	—	104	2-10 (20.0)	8-16	Kuemper (0-2-0, 45-56); Raanta (0-1-0, 31-34)		
MIN		1	7	7	—	15	32	36	23	—	91	2-6 (33.3)	12-24	Dubnyk (3-0-0, 94-104)		

## SERIES NOTES

**2019-20:** The Wild swept the season series against the Coyotes with a 4-3 victory at Gila River Arena (11/9), a 3-2 win at Xcel Energy Center (11/14) and a 8-5 victory at Arizona (12/19)...**LW Zach Parise** (1-4=5) led Minnesota with five points...**LW Kevin Fiala** (2-1=3), **LW Marcus Foligno** (1-2=3), **RW Ryan Hartman** (1-2=3), **D Brad Hunt** (1-2=3), **C Eric Staal** (1-2=3), **D Ryan Suter** (1-2=3) and **RW Mats Zuccarello** (1-2=3) recorded three points each...**G Devan Dubnyk** went 3-0-0 with a 3.33 GAA and a .904 SV% in three games...**C Nick Schmaltz** led Arizona with five assists...**D Jakob Chychrun** (3-0=3) and **D Oliver Ekman-Larsson** (1-2=3) notched three points each...**G Darcy Kuemper** went 0-2-0 with a 5.74 GAA and a .804 SV% in two starts...**G Antti Raanta** stopped 31-of-34 shots in the second contest.

**WILD LEADERS:** Koivu leads Minnesota with 35 points (9-26=35) in 43 games against Arizona...Parise has 24 points (12-12=24) in 26 contests...**C Eric Staal** owns 23 points (15-8=23) in 26 matches...Suter owns 20 points (5-15=20) in 49 games.

**WILD GOALIES:** Dubnyk is 10-8-4 with a 2.84 GAA and .907 SV% in 23 games (22 starts) vs. the Coyotes...**G Alex Stalock** is 1-1-0 with a 2.75 GAA and a .879 SV% in two games (one start).

**COYOTES LEADERS:** **D Alex Goligoski** leads Arizona with 20 points (5-15=20) in 39 games against Minnesota...**RW Phil Kessel** has 18 points (6-12=18) in 21 contests...**C Brad Richardson** owns 17 points (7-10=17) in 41 matches...**LW Taylor Hall** has 17 points (6-11=17) in 24 games...**C Carl Soderberg** owns 15 points (7-8=15) in 25 contests.

**COYOTES GOALIES:** Raanta is 4-4-0 with a 2.85 GAA and a .898 SV% in 11 career games (nine starts) vs. the Wild...Kuemper is 1-3-0 with a 3.34 GAA, a .894 SV% and one shutout in four starts.

**CONNECTIONS:** Dubnyk went 9-5-2 with a 2.72 GAA, .916 SV% and one shutout in 19 games (16 starts) with Arizona during the 2014-15 season before being acquired by the Wild on Jan. 14, 2015...**C Alex Galchenyuk** recorded 41 points (19-22=41) in 72 games with Arizona in 2018-19...Coyotes Assistant Coach **Phil Housley** is a native of South Saint Paul...Kuemper was selected by the Wild in the sixth round (161st overall) of the 2009 NHL Entry Draft and backstopped 102 games (89 starts), posting a 41-34-14 record with a 2.60 GAA, a .910 SV% and seven shutouts in five seasons (2012-17)...Goligoski (Grand Rapids) and **C Derek Stepan** (Hastings) are Minnesota natives...Kessel played one season for the University of Minnesota (2005-06)...**D Aaron Ness** hails from Roseau and played three seasons at the University of Minnesota (2008-11).

**FAST FACTS:** The Wild is 16-4-3 in its last 23 meetings against Arizona, including a 12-game point streak (9-0-3, 1/9/14-2/8/18) - the longest point streak in franchise history vs. an NHL opponent...Minnesota is 6-1-2 in the last nine games played at Xcel Energy Center...The Wild is 12-4-1 in the last 17 games at Arizona, including 9-2-1 in the last 12 contests.



## TEAM INFORMATION

**Home Ice (Cap., Built)**..... Scotiabank Saddledome (19,289, 1983)  
**Mailing Address**..... 555 Saddledome Rise SE  
Calgary, Alberta T2P 3B9  
**Telephone**..... 403.777.4636  
**Website**..... calgaryflames.com  
**Twitter**..... @NHLFlames  
**Founded**..... 1972-73 (Relocated from Atlanta in 1980)  
**Stanley Cup Titles**..... 1989  
**Colors**..... Red, White, Black and Gold

## DIRECTORY

**Chairman**..... N. Murray Edwards  
**Vice-Chairman**..... Ken King  
**President**..... John Bean  
**General Manager**..... Brad Treliving  
**Interim Head Coach**..... Geoff Ward  
**Assistant Coach**..... Ryan Huska  
**Assistant Coach**..... Martin Gelinas  
**Goaltending Coach**..... Jordan Sigalet

## WILD vs. CALGARY FLAMES

**2019-20 Wild Record: 1-1-1 (1-0-1 at Xcel Energy Center, 0-1-0 at Calgary)****All-Time Wild Record: 40-40-15 (24-15-9 at Xcel Energy Center, 16-25-6 at Calgary)**

Date	Opp.	Scoring By Period					Shots By Period					Power Plays	Penalties/ Minutes	Game-Winning Goal	Goaltender (Saves-Shots)	Attn.
		1	2	3	OT	F	1	2	3	OT	T					
12/23	CGY	0	0	0	—	0	7	8	7	—	22	0-1	0-0	Eriksson Ek (1)	Talbot (31-33)	17,596
	MIN	0	2	1	—	3	10	15	9	—	34	0-0	1-2		Dubnyk (22-22)	
1/5	CGY	2	0	2	0	5	14	10	13	0	37	2-4	2-4		Rittich (30-34)	17,204
	MIN	3	0	1	0	4	9	12	10	3	34	1-2	4-8		Stalock (33-37)	
1/9	MIN	0	1	0	—	1	14	15	14	—	43	0-2	2-4	Gaudreau (1)	Stalock (35-37)	18,634
	CGY	1	1	0	—	2	17	14	6	—	37	1-2	2-4		Talbot (42-43)	
TOTALS		1	2	3	OT	F	1	2	3	OT	T	Power Plays (%)	Penalties/ Minutes	Goaltenders (Record, Saves-Shots)		
	CGY	3	1	2	0	7	38	32	26	0	96	3-7 (42.9)	4-8	Talbot (1-1-0, 73-76); Rittich (1-0-0, 30-34)		
	MIN	3	3	2	0	8	33	42	33	3	111	1-4 (25.0)	7-14	Dubnyk (1-0-0, 22-22); Stalock (0-1-1, 68-74)		

## SERIES NOTES

**2019-20:** Minnesota went 1-1-1 in three meetings against Calgary...The Wild earned a 3-0 shutout victory in its first game at Xcel Energy Center (12/23), suffered a 5-4 shootout loss in Saint Paul (1/5) in the second meeting and lost 2-1 at Calgary (1/9) in the third contest...C **Luke Kunin** led the Wild with three points (1-2=3)...C **Joel Eriksson Ek** (1-1=2), LW **Kevin Fiala** (1-1=2), LW **Marcus Foligno** (2-0=2), C **Alex Galchenyuk** (1-1=2), LW **Jordan Greenway** (1-1=2), C **Eric Staal** (0-2=2) and D **Ryan Suter** (0-2=2) tallied two points each...G **Devan Dubnyk** stopped all 22 shots faced in the first contest...G **Alex Stalock** went 0-1-1 with a 2.93 GAA and a .919 SV% in two starts...C **Mikael Backlund** (0-3=3) and LW **Johnny Gaudreau** (1-2=3) led the Flames with three points apiece...D **Rasmus Andersson** (0-2=2), D **Erik Gustafson** (0-2=2) and C **Derek Ryan** (1-1=2) tallied two points each...G **Cam Talbot** went 1-1-0 with a 1.51 GAA and a .961 SV% in two starts...G **David Rittich** made 30 saves through overtime in the second contest and stopped six-of-seven shootout attempts.

**WILD LEADERS:** C **Mikko Koivu** leads the Wild with 36 points (13-23=36) in 65 games vs. Calgary...Suter owns 27 points (5-22=27) in 54 matches...LW **Zach Parise** owns 22 points (13-9=22) in 26 contests...D **Jared Spurgeon** has 13 points (5-8=13) in 34 games...Staal owns 12 points (6-6=12) in 24 matches.

**WILD GOALIES:** Dubnyk is 13-8-4 with a 2.13 GAA, .926 SV% and three shutouts in 28 games (27 starts) against the Flames...Stalock is 3-4-4 with a 2.52 GAA and a .906 SV% in 12 games (10 starts).

**FLAMES LEADERS:** D **Mark Giordano** leads the Flames with 23 points (8-15=23) in 48 games vs. Minnesota...Gaudreau has 15 points (3-12=15) in 17 contests...Backlund owns 14 points (5-9=14) in 33 matches...C **Sean Monahan** has 11 points (5-6=11) in 21 games...D **TJ Brodie** owns 11 points (1-10=11) in 29 contests.

**FLAMES GOALIES:** Talbot is 7-7-1 with a 2.28 GAA and a .929 SV% in 15 career starts against the Wild...Rittich is 2-0-0 with a 2.41 GAA and a .928 SV% in two career starts.

**CONNECTIONS:** Wild Assistant Coach **Dean Evason** totaled 14 points (7-7=14) in 67 games in one season with the Flames (1995-96)...D **Derek Forbort** hails from Duluth.

**FAST FACTS:** Minnesota is 15-8-4 in its last 27 games against Calgary, including an eight-game point streak (7-0-1, 11/5/13-3/24/16)...The Wild owns points in 25 of its last 34 games in Saint Paul (18-9-7) and is 13-7-2 in its last 22 games at the Saddledome after starting 3-18-4...Minnesota's 40 all-time wins against Calgary are tied for the fourth-most wins against any NHL franchise in team history.

## TEAM INFORMATION

**Home Ice (Cap., Built)**..... United Center (19,717, 1994)  
**Mailing Address**..... 1901 W. Madison Street  
Chicago, IL 60612  
**Telephone**..... 312.455.7000  
**Website**..... chicagoblackhawks.com  
**Twitter**..... @NHLBlackhawks  
**Founded**..... 1926-27  
**Stanley Cup Titles**..... 6; 1934, 1938, 1961, 2010, 2013, 2015  
**Colors**..... Red, White and Black

## DIRECTORY

**Chairman**..... W. Rockwell "Rocky" Wirtz  
**Interim President**..... Danny Wirtz  
**Senior V.P./General Manager**..... Stan Bowman  
**Head Coach**..... Jeremy Colliton  
**Assistant Coach**..... Sheldon Brookbank  
**Assistant Coach**..... Tomas Mitell  
**Assistant Coach**..... Marc Crawford  
**Goaltending Coach**..... Jimmy Waite

## WILD vs. CHICAGO BLACKHAWKS

**2019-20 Wild Record: 1-1-0 (1-0-0 at Xcel Energy Center, 0-1-0 at Chicago)****All-Time Wild Record: 43-29-5 (24-12-3 at Xcel Energy Center, 19-17-2 at Chicago)**

Date	Opp.	Scoring By Period					Shots By Period					Power Plays	Penalties/ Minutes	Game-Winning Goal	Goaltender (Saves-Shots)	Attn.
		1	2	3	OT	F	1	2	3	OT	T					
12/15	MIN	1	2	0	—	3	9	11	6	—	26	1-1	3-6		Kahkonen (22-26)	
	CHI	2	1	2	—	5	10	9	8	—	27	1-2	2-4	Saad (3)	Lehner (23-26)	*21,513
	CHI	0	0	2	0	2	4	10	15	0	29	0-3	2-4		Crawford (31-34)	
2/4	MIN	0	2	0	1	3	12	10	7	5	34	1-2	3-6	Dumba (1)	Stalock (27-29)	17,341
	CHI															
3/17	MIN	GAME CANCELLED DUE TO COVID-19														
	MIN															
3/19	CHI	GAME CANCELLED DUE TO COVID-19														
TOTALS		1	2	3	OT	F	1	2	3	OT	T	Power Plays (%)	Penalties/ Minutes	Goaltenders (Record, Saves-Shots)		
	CHI	2	1	4	0	7	14	19	23	0	56	1-5 (20.0)	4-8	Lehner (1-0-0, 23-36); Crawford (0-0-1, 31-34)		
	MIN	1	4	0	1	6	21	21	13	5	60	2-3 (66.7)	6-12	Kahkonen (0-1-0, 22-26); Stalock (1-0-0, 27-29)		

## SERIES NOTES

**2019-20:** Minnesota went 1-1-0 in two season meetings against Chicago...The Wild lost the first meeting, 5-3, at United Center (12/15) and won the second contest, 3-2 in overtime, at Xcel Energy Center (2/4)...LW **Kevin Fiala** (4-0=4) and D **Ryan Suter** (0-4=4) led the Wild with four points each...D **Matt Dumba** recorded two points (1-1=2)...C **Eric Staal** scored a goal for his 1,000th career point in the first meeting...G **Kaapo Kahkonen** made 22 saves in the first meeting...G **Alex Stalock** made 27 saves in the second meeting...RW **Patrick Kane** (3-0=3) and C **Jonathan Toews** (0-3=3) led the Blackhawks with three points each...D **Connor Murphy** (0-2=2) and LW **Brandon Saad** (1-1=2) tallied two points each...G **Robin Lehner** made 23 saves in the first meeting...G **Corey Crawford** made 31 saves in the second contest.

**WILD LEADERS:** Suter owns 45 points (7-38=45) in 77 games against Chicago, his highest point total against any team...C **Mikko Koivu** has 38 points (8-30=38) in 57 matches...Staal owns 22 points (7-15=22) in 28 contests...LW **Zach Parise** has 16 points (7-9=16) in 36 games.

**WILD GOALIES:** G **Devan Dubnyk** is 14-9-0 with a 2.77 GAA, a .919 SV% and two shutouts in 26 games (25 starts) vs. the Blackhawks...G **Alex Stalock** is 2-2-1 with a 2.47 GAA and a .9208 SV% in six games (five starts).

**BLACKHAWKS LEADERS:** Toews owns 50 points (16-34=50) in 47 career games against Minnesota...Kane has 49 points (24-25=49) in 51 contests...D **Duncan Keith** owns 24 points (5-19=24) in 55 matches...LW **Brandon Saad** has 16 points (8-8=16) in 28 games.

**BLACKHAWKS GOALIES:** G **Corey Crawford** is 13-9-3 with a 2.31 GAA, a .926 SV% and one shutout in 26 games (25 starts) vs. the Wild...G **Malcolm Subban** is 0-4-0 with a 3.46 GAA and a .891 SV% in five games (four starts).

**CONNECTIONS:** Wild Goaltending Coach **Bob Mason** appeared in 41 games for the Blackhawks in 1987-88...RW **Ryan Hartman** was selected by Chicago in the first round (30th overall) of the 2013 NHL Entry Draft and collected 57 points (27-30=57) in 141 games over four seasons (2014-18).

**FAST FACTS:** Minnesota's 43 all-time wins against Chicago are its third-most against any NHL opponent...The Wild is 13-7-2 in its last 22 games against the Blackhawks...Minnesota is 7-2-2 in the last 11 games played at Xcel Energy Center...During the 2015-16 season, the Wild became the first NHL team to win every game in a season series of at least five contests against Chicago since the Boston Bruins went 8-0-0 in 1938-39...Minnesota won nine straight games against Chicago (1/29/06-1/11/08), tying the franchise record for longest win streak against an NHL opponent.





## TEAM INFORMATION

**Home Ice (Cap., Built)**..... Pepsi Center (17,809, 1999)  
**Mailing Address**..... 1000 Chopper Circle  
 Denver, CO 80204  
**Telephone**..... 303.405.1100  
**Website**..... coloradoavalanche.com  
**Twitter**..... @Avalanche  
**Founded**..... 1979-80 (Relocated from Quebec in 1995)  
**Stanley Cup Titles**..... 2; 1996, 2001  
**Colors**..... Burgundy, Silver, Blue and Black

## DIRECTORY

**Owner**..... E. Stanley Kroenke  
**President & Governor**..... Josh Kroenke  
**EVP/General Manager/Alt. Governor**..... Joe Sakic  
**Head Coach**..... Jared Bednar  
**Assistant Coach**..... Nolan Pratt  
**Assistant Coach**..... Ray Bennett  
**Goaltending Coach**..... Jussi Parkkila

## WILD vs. COLORADO AVALANCHE

**2019-20 Wild Record: 2-2-0 (1-1-0 at Xcel Energy Center, 1-1-0 at Colorado)**  
**All-Time Wild Record: 53-42-11 (29-19-5 at Xcel Energy Center, 24-23-6 at Colorado)**

Date	Opp.	Scoring By Period				Shots By Period				Power Plays	Penalties/ Minutes	Game-Winning Goal	Goaltender (Saves-Shots)	Attn.
		1	2	3	OT F	1	2	3	OT T					
	MIN	1	1	0	- 2	11	8	12	- 31	1-4	6-12		Dubnyk (28-31)	
10/5	COL	2	1	1	- 4	15	9	8	- 32	1-6	4-8	Landeskog (1)	Grubauer (29-31)	17,090
	COL	0	2	0	- 2	6	10	11	- 27	1-2	5-10		Grubauer (28-31)	
11/21	MIN	0	2	1	- 3	11	13	7	- 31	1-4	3-6	Zucker (1)	Stalock (25-27)	17,574
	MIN	2	1	3	- 6	13	11	9	- 33	1-2	3-6	Rask (2)	Dubnyk (40-44)	
12/27	COL	2	1	1	- 4	15	14	15	- 44	0-3	4-16		Francouz (27-32)	*18,146
	COL	0	3	0	- 3	10	16	7	- 33	1-3	5-13	Landeskog (4)	Francouz (34-36)	
2/9	MIN	0	2	0	- 2	11	15	10	- 36	2-4	4-11		Dubnyk (30-33)	17,444
3/23	MIN	GAME CANCELLED DUE TO COVID-19												
TOTALS		Scoring By Period				Shots By Period				Power Plays (%)	Penalties/ Minutes		Goaltenders (Record, Saves-Shots)	
		1	2	3	OT F	1	2	3	OT T					
	COL	4	7	2	- 13	46	49	41	- 136	3-14 (21.4)	18-47		Grubauer (1-1-0, 57-62); Francouz (1-1-0, 61-68)	
	MIN	3	6	4	- 13	46	47	38	- 131	5-14 (35.7)	16-35		Dubnyk (1-2-0, 98-108); Stalock (1-0-0, 25-27)	

## SERIES NOTES

**2019-20:** The Wild went 2-2-0 in four season meetings against the Avalanche...Minnesota lost 4-2 at Pepsi Center (10/5), won 3-2 at Xcel Energy Center (11/21) and 6-4 in Denver (12/27) and lost 3-2 at home (2/9)...D **Ryan Suter** led the Wild with five points (2-3=5)...LW **Kevin Fiala** (1-2=3) and LW **Zach Parise** (1-2=3) had four points each...C **Eric Staal** recorded three points (1-2=3) and RW **Mats Zuccarello** tallied two goals...G **Devan Dubnyk** went 1-2-0 with a 3.41 GAA and a .907 SV% in three starts...G **Alex Stalock** made 25 saves in the second game...C **Nathan MacKinnon** (2-3=5) and D **Cale Makar** (2-3=5) led the Avalanche with five points each...C **Pierre-Edouard Bellemare** (2-2=4) and LW **Matt Calvert** (2-2=4) tallied four points each...LW **Gabriel Landeskog** (3-0=3) and RW **Mikko Rantanen** (1-2=3) recorded three points apiece...G **Philipp Grubauer** went 1-1-0 with a 2.56 GAA and a .919 SV% in the first two meetings...G **Pavel Francouz** went 1-1-0 with a 3.54 GAA and a .897 SV% in the last two meetings.

**WILD LEADERS:** C **Mikko Koivu** leads the Wild with 48 points (18-30=48) in 73 games against Colorado...Parise owns 40 points (17-23=40) in 40 contests...Suter has 38 points (5-33=38) in 65 matches...Staal owns 19 points (7-12=19) in 30 games...Zuccarello has 15 points (4-11=15) in 17 contests.

**WILD GOALIES:** Dubnyk is 19-15-1 with a 2.46 GAA, a .923 SV% and four shutouts in 37 career starts vs. the Avalanche – his most wins and shutouts against an NHL team...Stalock is 4-2-0 with a 2.07 GAA and a .916 SV% in eight games (five starts).

**AVALANCHE LEADERS:** Landeskog leads the Avalanche with 28 points (15-13=28) in 39 matches against Minnesota...MacKinnon owns 26 points (11-15=26) in 30 games...Rantanen has 19 points (6-13=19) in 17 contests...C **Colin Wilson** owns 15 points (4-11=15) in 36 matches.

**AVALANCHE GOALIES:** Grubauer is 3-2-0 with a 2.62 GAA and a .919 SV% in five career starts vs. the Wild...Francouz 1-1-0 with a 3.54 GAA and a .897 SV% in two career starts...G **Michael Hutchinson** is 4-5-1 with a 2.60 GAA and a .908 SV% in 11 games (seven starts).

**CONNECTIONS:** Wild Assistant Coach **Darby Hendrickson** skated in 20 games with Colorado in 2003-04...D **Erik Johnson** hails from Bloomington.

**FAST FACTS:** Minnesota has 117 points and 53 wins against Colorado all-time, its second-most points and wins against any franchise...The Wild is 16-10-1 against the Avalanche in the last 27 matches, including six shootout victories...Minnesota has outscored Colorado, 76-67, and has outshot the Avalanche, 874-780 in those 27 games, including a Wild shootout goal...The Wild's three shutouts against Colorado during the 2014-15 campaign marked the second time in franchise history it recorded at least three shutouts against the same opponent in a single season (2006-07 vs. Edmonton)...Minnesota defeated Colorado in seven games in the 2014 and 2003 Western Conference Quarterfinals...The Avalanche won the 2008 Western Conference Quarterfinal series in six games.

## TEAM INFORMATION

**Home Ice (Cap., Built)**..... American Airlines Center (18,532, 2001)  
**Mailing Address**..... 2601 Avenue of the Stars  
 Frisco, Texas 75034  
**Telephone**..... 214.387.5500  
**Website**..... dallasstars.com  
**Twitter**..... @DallasStars  
**Founded**..... 1967-68 (Relocated from Minnesota in 1993)  
**Stanley Cup Titles**..... 1999  
**Colors**..... Victory Green, Silver and Black

## DIRECTORY

**Owner & Governor**..... Tom Gaglardi  
**CEO/Alt. Governor**..... Jim Lites  
**President**..... Brad Alberts  
**General Manager**..... Jim Nill  
**Interim Head Coach**..... Rick Bowness  
**Assistant Coach**..... Todd Nelson  
**Assistant Coach**..... John Stevens  
**Assistant Coach**..... Derek Laxdal  
**Goaltending Coach**..... Jeff Reese

## WILD vs. DALLAS STARS

**2019-20 Wild Record: 3-1-0 (2-0-0 at Xcel Energy Center, 1-1-0 at Dallas)**  
**All-Time Wild Record: 33-33-13 (22-11-5 at Xcel Energy Center, 11-22-8 at Dallas)**

Date	Opp.	Scoring By Period				Shots By Period				Power Plays	Penalties/ Minutes	Game-Winning Goal	Goaltender (Saves-Shots)	Attn.
		1	2	3	OT F	1	2	3	OT T					
	MIN	2	1	0	- 3	10	6	6	- 22	2-4	5-10		Stalock (31-36)	
10/29	DAL	0	1	5	- 6	9	10	18	- 37	1-4	5-10	Radulov (1)	Bishop (8-10); KHUDBIN (11-12)	17,756
	DAL	0	1	1	0 2	8	8	11	1 28	1-3	3-6		Bishop (27-29)	
12/1	MIN	0	1	1	0 3	11	6	9	3 29	2-3	3-6		Stalock (26-28)	17,096
	DAL	0	0	0	- 0	7	13	7	- 27	0-1	7-22		KHUDBIN (13-17); Bishop (12-15)	
1/18	MIN	2	3	2	- 7	12	8	12	- 32	3-3	5-18	Spurgeon (1)	Stalock (27-27)	*18,219
	MIN	0	2	1	- 3	12	8	10	- 30	0-2	6-14		Dubnyk (31-33)	
2/7	DAL	1	1	0	- 2	16	9	8	- 33	1-6	4-8	Eriksson Ek (2)	Bishop (28-31)	*18,532
TOTALS		Scoring By Period				Shots By Period				Power Plays (%)	Penalties/ Minutes		Goaltenders (Record, Saves-Shots)	
		1	2	3	OT F	1	2	3	OT T					
	DAL	1	3	6	0 10	40	40	44	1 125	3-14 (21.4)	19-46		Bishop (0-1-1, 74-84); Khudobin (1-1-0, 24-29)	
	MIN	4	7	4	0 16	45	28	37	3 113	7-12 (58.3)	19-48		Stalock (2-1-0, 84-91); Dubnyk (1-0-0, 31-33)	

## SERIES NOTES

**2019-20:** The Wild went 3-1-0 in four season meetings against the Stars...Minnesota lost the first game 6-3 at American Airlines Center (10/29), earned a 3-2 shootout win at Xcel Energy Center (12/1), won 7-0 in Saint Paul (1/18) and recorded a 3-2 victory at Dallas (2/7)...LW **Kevin Fiala** (1-3=4) and D **Ryan Suter** (1-3=4) led the Wild with four points each...LW **Ryan Donato** (1-2=3), LW **Zach Parise** (2-1=3), D **Jared Spurgeon** (1-2=3), C **Eric Staal** (1-2=3), and RW **Mats Zuccarello** (1-2=3) tallied three points each...G **Alex Stalock** started the first three games and went 2-1-0 with a 2.29 GAA, a .923 SV% and one shutout...G **Devan Dubnyk** made 31 saves in the last meeting...C **Joe Pavelski** (2-2=4), RW **Alexander Radulov** (3-1=4) and C **Tyler Seguin** (1-3=4) led Dallas with four points apiece...D **Miro Heiskanen** (0-3=3) had three points...G **Ben Bishop** went 0-1-1 with a 3.34 GAA and a .882 SV% in four games (three starts)...G **Anton Khudobin** went 1-1-0 with a 4.67 GAA and a .828 SV% in two games (one start).

**WILD LEADERS:** C **Mikko Koivu** leads Minnesota with 35 points (13-22=35) in 50 contests against Dallas...Parise has 34 points (17-17=34) in 37 games...Suter owns 27 points (6-21=27) in 60 matches...Staal has 25 points (13-12=25) in 32 contests...C **Alex Galchenyuk** owns 10 points (6-4=10) in 11 matches.

**WILD GOALIES:** G **Devan Dubnyk** is 9-10-3 with a 2.65 GAA, a .914 SV% and one shutout in 23 games (21 starts) vs. the Stars...Stalock is 6-5-0 with a 2.87 GAA and a .910 SV% in 11 starts.

**STARS LEADERS:** Seguin has 39 points (15-24=39) in 33 games and RW **Corey Perry** has 39 points (20-19=39) in 49 contests against Minnesota...Benn has 37 points (14-23=37) in 44 matches...Pavelski owns 37 points (19-18=37) in 45 contests...D **John Klingberg** has 19 points (6-13=19) in 26 games...Radulov owns 16 points (6-10=16) in 21 matches.

**STARS GOALIES:** Bishop is 6-5-1 with a 1.91 GAA, a .930 SV% and one shutout in 15 games (13 starts) vs. the Wild...Khudobin is 2-3-0 with a 3.26 GAA and a .876 SV% in six games (four starts).

**CONNECTIONS:** Minnesota General Manager **Bill Guerin** recorded 159 points (72-87=159) and 337 PIM in 216 games with Dallas...Wild Assistant Coach **Dean Evason** skated in two seasons with the Stars totaling 59 points (19-40=59) and 114 PIM in 127 games (1993-95)...D **Greg Pateryn** collected 16 points (1-15=16), 56 PIM and 180 hits in parts of two seasons with Dallas (2016-18)...RW **Mats Zuccarello** tallied three points (1-2=3) in two regular season games and added 11 points (4-7=11) in 13 playoff games last season (2018-19)...Khudobin was selected by Minnesota in the seventh round (206th overall) of the 2004 NHL Entry Draft and went 4-1-0 with a 1.39 GAA, a .955 SV% and one shutout in six games with the Wild and made his NHL debut with Minnesota (2/4/10).

**FAST FACTS:** Minnesota is 15-8-5 in its last 28 games against Dallas...The Wild is 11-3-3 in the last 17 games against the Stars at Xcel Energy Center...Minnesota has points in nine of the last 15 games (7-6-2) played at American Airlines Center...Minnesota was defeated by Dallas in six games in its 2016 Western Conference Quarterfinal series.



## TEAM INFORMATION

Home Ice (Cap., Built)	Rogers Place (18,347, 2016)
Mailing Address	10214 – 104 Ave. NW, #300 Edmonton, Alberta T5J 0H6
Telephone	780.414.4000
Website	edmontonoilers.com
Twitter	@EdmontonOilers
Founded	1979-80
Stanley Cup Titles	5; 1984, 1985, 1987, 1988, 1990
Colors	Midnight Blue, White, Metallic Copper, Red

## DIRECTORY

Owner & Governor	Daryl A. Katz
Chairman, OEG & Alt. Gov.	Bob Nicholson
Vice Chair OEG	Wayne Gretzky
Vice Chair OEG/Alt. Gov.	Kevin Lowe
President, Hockey Ops & General Manager	Ken Holland
Head Coach	Dave Tippett
Associate Coach	Jim Playfair
Assistant Coach	Glen Gulutzan
Assistant Coach	Brian Wiseman
Goaltending Coach	Dustin Schwartz, Sylvain Rodrigue

## WILD vs. EDMONTON OILERS

**2019-20 Wild Record: 3-0-0 (2-0-0 at Xcel Energy Center, 1-0-0 at Edmonton)**

**All-Time Wild Record: 55-29-10 (29-15-3 at Xcel Energy Center, 26-14-7 at Edmonton)**

Date	Opp.	Scoring By Period	Shots By Period	Power Plays	Penalties/ Minutes	Game-Winning Goal	Goaltender (Saves-Shots)	Attn.
10/22	EDM	0 0 0 – 0	8 9 8 – 25	0-2	4-8		Smith (27-30)	
	MIN	3 0 0 – 3	12 10 8 – 30	1-3	3-6	Staal (1)	DUBNYK (9-9); Stalock (16-16)	17,189
12/12	EDM	1 1 3 – 5	9 10 14 – 33	1-2	2-7		Smith (20-26)	
	MIN	2 2 2 – 6	7 10 9 – 26	0-1	3-9	Kunin (1)	Kahkonen (28-33)	17,271
	MIN	1 2 2 – 5	17 12 10 – 39	0-2	2-4	Spurgeon (2)	Stalock (23-26)	
2/21	EDM	2 1 0 – 3	10 8 8 – 26	0-2	2-4		Koskinen (34-38)	17,055
TOTALS		Scoring By Period	Shots By Period	Power Plays (%)	Penalties/ Minutes		Goaltenders (Record, Saves-Shots)	
	EDM	3 2 3 – 8	27 27 30 – 84	1-6 (16.7)	8-19		Smith (0-2-0, 47-56); Koskinen (0-1-0, 34-38)	
	MIN	6 4 4 – 14	36 32 27 – 95	1-6 (16.7)	8-19		Dubnyk (1-0-0, 9-9); Stalock (1-0-0, 39-42); Kahkonen (1-0-0, 28-33)	

## SERIES NOTES

**2019-20:** Minnesota swept the season series with a 3-0 shutout at Xcel Energy Center (10/22), a 6-5 home win (12/12) and a 5-3 victory at Edmonton (2/21)...C **Eric Staal** led the Wild with six points (3-3=6)...RW **Jordan Greenway** (1-3=4) and D **Carson Soucy** (1-3=4) tallied four points each...D **Jared Spurgeon** recorded his first career hat trick (natural) in the third meeting...D **Ryan Suter** and RW **Mats Zuccarello** notched three assists each...G **Devan Dubnyk** started the first game, stopping all nine shots faced in 21:59 TOI before being replaced by G **Alex Stalock**, who stopped all 16 shots faced in relief...G **Kaapo Kahkonen** stopped 28-of-33 shots in the second meeting...Stalock made 23 saves in the third contest to go 1-0-0 with a 1.84 GAA and a .929 SV% in two games (one start)...C **Ryan Nugent-Hopkins** led the Oilers with four points (2-2=4)...C **Leon Draisaitl** recorded three points (2-1=3)...D **Ethan Bear** (0-2=2), D **Oscar Klefbom** (1-1=2), C **Connor McDavid** (1-1=2), LW **James Neal** (1-1=2) and RW **Kailer Yamamoto** (0-2=2) tallied two points each...G **Mike Smith** went 0-2-0 with a 4.56 GAA and a .839 SV% in two starts...G **Mikko Koskinen** made 34 saves in the third meeting.

**WILD LEADERS:** C **Mikko Koivu** leads the Wild with 46 points (7-39=46) in 65 games against Edmonton...Staal has 27 points (9-18=27) in 24 contests...D **Ryan Suter** has 25 points (5-20=25) in 52 matches...LW **Zach Parise** has 17 points (9-8=17) in 28 games...Zuccarello owns 15 points (4-11=15) in 14 contests.

**WILD GOALIES:** Dubnyk is 10-4-0 with a 1.66 GAA, a .934 SV% and two shutouts in 14 career starts vs. the Oilers...Stalock is 4-2-0 with a 2.42 GAA and a .917 SV% in eight games (six starts).

**OILERS LEADERS:** Nugent-Hopkins leads the Oilers with 20 points (9-11=20) in 27 contests against the Wild...McDavid owns 16 points (7-9=16) in 14 matches...Neal has 16 points (9-7=16) in 29 games...Draisaitl owns 13 points (9-4=13) in 14 contests.

**OILERS GOALIES:** Smith is 6-14-2 with a 2.48 GAA, a .910 SV% and three shutouts in 23 games (21 starts) vs. the Wild...G **Mikko Koskinen** is 0-1-0 with a 4.06 GAA and a .895 SV% in one career start.

**CONNECTIONS:** Minnesota General Manager **Bill Guerin** collected 161 points (79-82=161) and 354 PIM in 211 games with Edmonton in parts of four seasons (1997-01)...Dubnyk was selected 14th overall by the Oilers in the 2004 NHL Entry Draft and recorded a 61-76-21 record with a 2.88 GAA, .910 SV% and eight shutouts in 171 career games (157 starts) with Edmonton (2009-14)...D **Jared Spurgeon** is an Edmonton native...RW **Josh Archibald** played two seasons at Brainerd High School (2009-11)...LW **Tyler Ennis** recorded 22 points (8-14=22) in 73 games with the Wild in 2017-18.

**FAST FACTS:** The Wild's 120 points, 55 wins and 26 road wins vs. Edmonton are its most against any franchise...The 29 victories at Xcel Energy Center are tied for the most against any franchise...The Wild is 18-7-1 in the last 26 games against the Oilers...Minnesota is 15-3-0 in its last 18 games in Edmonton, including an eight-game win streak (2/21/13-1/31/17) – the longest road win streak in team history...Minnesota is 25-6-1 in the last 32 games against Edmonton at Xcel Energy Center (since 2/25/07)...The Wild won 17 straight games against the Oilers in Saint Paul (2/25/07-10/13/11) – the longest home win streak against an NHL opponent in franchise history.

## TEAM INFORMATION

Home Ice (Cap., Built)	Bridgestone Arena (17,159, 1996)
Mailing Address	501 Broadway Nashville, TN 37203
Telephone	615.770.2000
Website	nashvillepredators.com
Twitter	@PredsNHL
Founded	1998-99
Stanley Cup Titles	None
Colors	Navy Blue, Predators Gold and White

## DIRECTORY

Chairman, Governor & Owner	Herbert Fritch
President, CEO & Alt. Gov.	Sean Henry
GM, Alt. Gov. & Pres. of Hockey Ops.	David Poile
Head Coach	John Hynes
Assistant Coach	Dan Lambert
Interim Assistant Coach	Rob Scuderi
Assistant Coach	Dan Muse
Goaltending Coach	Ben Vanderklok

## WILD vs. NASHVILLE PREDATORS

**2019-20 Wild Record: 1-2-0 (1-0-0 at Xcel Energy Center, 0-2-0 at Nashville)**

**All-Time Wild Record: 33-33-11 (20-13-5 at Xcel Energy Center, 13-20-6 at Nashville)**

Date	Opp.	Scoring By Period	Shots By Period	Power Plays	Penalties/ Minutes	Game-Winning Goal	Goaltender (Saves-Shots)	Attn.
10/3	MIN	0 2 0 – 2	6 6 12 – 24	1-3	2-4		Dubnyk (27-31)	
	NSH	0 1 4 – 5	14 8 10 – 32	0-2	3-6	Watson (1)	Rinne (22-24)	*17,455
	MIN	0 0 0 – 0	13 5 8 – 26	0-2	1-2		Stalock (17-21)	
10/24	NSH	0 2 2 – 4	4 9 8 – 21	0-1	2-4	Salomaki (1)	Rinne (26-26)	*17,386
	NSH	0 0 1 – 1	6 15 17 – 38	1-5	7-14		Saros (30-33)	
3/3	MIN	2 0 1 – 3	12 10 11 – 33	0-7	5-10	Fiala (3)	Stalock (37-38)	17,242
3/15	MIN	GAME CANCELLED DUE TO COVID-19						
4/4	NSH	GAME CANCELLED DUE TO COVID-19						
TOTALS		Scoring By Period	Shots By Period	Power Plays (%)	Penalties/ Minutes		Goaltenders (Record, Saves-Shots)	
	NSH	0 3 7 – 10	24 32 35 – 91	1-8 (12.5)	12-24		Rinne (2-0-0, 48-50); Saros (0-1-0, 30-33)	
	MIN	2 2 1 – 5	31 21 31 – 83	1-12 (8.3)	8-16		Dubnyk (0-1-0, 27-31); Stalock (1-1-0, 54-59)	

## SERIES NOTES

**2019-20:** Minnesota went 1-2-0 in three season meetings against Nashville...The Wild fell in its season opener against the Predators, 5-2, at Bridgestone Arena (10/3), suffered a 4-0 shutout loss in the second meeting in Nashville (10/24) and earned a 3-1 victory in the third meeting at Xcel Energy Center (3/3)...LW **Kevin Fiala** (1-1=2) and D **Ryan Suter** (0-2=2) led Minnesota with two points each...G **Devan Dubnyk** stopped 27-of-31 shots in the first contest...G **Alex Stalock** went 1-1-0 with a 2.51 GAA and a .915 SV% in two starts...C **Matt Duchene** (0-3=3), LW **Filip Forsberg** (1-2=3), D **Roman Josi** (0-3=3) and RW **Craig Smith** (2-1=3) led the Predators with three points apiece...G **Pekka Rinne** went 2-0-0 with a 1.00 GAA, a .960 SV% and one shutout in two starts...G **Juuse Saros** stopped 30-of-33 shots in the third contest.

**WILD LEADERS:** C **Mikko Koivu** leads the Wild with 44 points (9-35=44) in 51 matches vs. Nashville...LW **Zach Parise** has 25 points (14-11=25) in 33 games...C **Eric Staal** owns 22 points (8-14=22) in 30 contests...Suter has 20 points (2-18=20) in 34 matches.

**WILD GOALIES:** Dubnyk is 13-8-4 with a 2.24 GAA, a .925 SV% and two shutouts in 26 games (25 starts) against the Predators...Stalock is 1-5-1 with a 2.71 GAA and a .917 SV% in seven starts.

**PREDATORS LEADERS:** Duchene leads the Predators with 24 points (7-17=24) in 46 contests vs. Minnesota...D **Dan Hamhuis** has 20 points (6-14=20) in 55 games...C **Ryan Johansen** owns 20 points (5-15=20) in 28 matches...Forsberg has 18 points (12-6=18) in 25 games...Josi owns 18 points (9-9=18) in 34 matches...RW **Craig Smith** owns 18 points (10-8=18) in 38 contests.

**PREDATORS GOALIES:** Rinne is 20-12-4 with a 2.37 GAA, a .915 SV% and five shutouts in 37 games (35 starts) against the Wild...Saros is 3-1-0 with a 1.24 GAA, a .957 SV% and two shutouts in four starts.

**CONNECTIONS:** Dubnyk went 0-1-1 with a 4.35 GAA and a .850 SV% in two starts with Nashville (2013-14)...RW **Ryan Hartman** recorded 26 points (13-13=26) in 85 games in parts of two seasons with the Predators (2017-19)...D **Brad Hunt** skated in three games with Nashville during the 2016-17 campaign...Fiala was selected by the Predators in the first round (11th overall) of the 2014 NHL Entry Draft and collected 97 points (45-52=97) in 204 games in five seasons (2014-19)...Suter was selected seventh overall by Nashville in the 2003 NHL Entry Draft and scored 238 points (38-200=238) and 396 PIM in 542 games before signing with the Wild as a free agent (7/4/12)...Suter ranks sixth on Nashville's all-time list in assists, eighth in games played and plus/minus rating (+43) and T-14th in points...RW **Mikael Granlund** tallied 317 points (93-224=317) in 461 games during seven seasons (2012-19) with Minnesota after being selected by the Wild in the first round (ninth overall) of the 2010 NHL Entry Draft...D **Mark Tiernord** is from Burnsville.

**FAST FACTS:** The Wild has points in 10 of its last 17 games against the Predators (7-7-3)...Minnesota is 5-1-1 in its last seven games at Xcel Energy Center.





## TEAM INFORMATION

Home Ice (Cap., Built).....Enterprise Center (18,400, 1994)  
Mailing Address.....1401 Clark Avenue at Brett Hull Way  
St. Louis, MO 63103  
Telephone.....314.622.2500  
Website.....stlouisblues.com  
Twitter.....@StLouisBlues  
Founded.....1967-68  
Stanley Cup Titles.....2019  
Colors.....White, Navy, Blue and Gold

## DIRECTORY

Chairman/Governor.....Tom Stillman  
President of Hockey Ops/GM/Alt. Governor.....Doug Armstrong  
President & CEO of Business Ops/ Alt. Gov.....Chris Zimmerman  
Head Coach.....Craig Berube  
Assistant Coach.....Mike Van Ryn  
Assistant Coach.....Steve Ott  
Assistant Coach.....Marc Savard  
Goaltending Coach.....David Alexander

## WILD vs. ST. LOUIS BLUES

2019-20 Wild Record: 0-2-1 (0-1-1 at Xcel Energy Center, 0-1-0 at St. Louis)

All-Time Wild Record: 35-27-15 (22-11-7 at Xcel Energy Center, 13-16-8 at St. Louis)

Date	Opp.	Scoring By Period					Shots By Period					Power Plays	Penalties/ Minutes	Game-Winning Goal	Goaltender (Saves-Shots)	Attn.
		1	2	3	OT	F	1	2	3	OT	T					
	MIN	0	1	0	—	1	12	12	12	—	36	0-3	3-6		Dubnyk (24-26)	
10/30	STL	0	1	1	—	2	7	13	6	—	26	0-3	3-6		Pietrangelo (2)	*18,096
	STL	2	0	1	1	4	6	12	10	1	23	0-3	2-4		O'Reilly (1)	
11/2	MIN	1	2	0	0	3	10	6	7	0	23	1-2	3-6		Dubnyk (25-29)	*18,208
	STL	2	1	1	—	4	10	10	6	—	26	0-2	4-8		Schenn (3)	
2/23	MIN	0	1	0	—	1	9	11	13	—	33	0-4	2-4		Dubnyk (22-26)	17,266
3/29	STL	GAME CANCELLED DUE TO COVID-19														
TOTALS		Scoring By Period					Shots By Period					Power Plays (%)	Penalties/ Minutes		Goaltenders (Record, Saves-Shots)	
		1	2	3	OT	F	1	2	3	OT	T					
	STL	4	2	3	1	10	23	35	22	1	81	0-8 (0.00)	9-18		Binnington (2-0-0, 67-69); Allen (1-0-0, 20-23)	
	MIN	1	4	0	0	5	31	29	32	0	92	1-9 (11.1)	8-16		Dubnyk (0-2-1, 71-81)	

## SERIES NOTES

**2019-20:** Minnesota went 0-2-1 in three season meetings against St. Louis...The Wild fell 2-1 at Enterprise Center (10/30), earned a point with a 4-3 overtime loss at Xcel Energy Center (11/2) and dropped a 4-1 decision in Saint Paul (2/23)...C **Joel Eriksson Ek** (0-2=2), RW **Marcus Foligno** (2-0=2), C **Eric Staal** (0-2=2) and RW **Mats Zuccarello** (2-0=2) led the Wild with two points apiece...G **Devan Dubnyk** went 0-2-1 with a 3.32 GAA and a .877 SV% in three starts...C **Ryan O'Reilly** led the Blues with three points (1-2=3)...C **Ivan Barbashev** (1-1=2), LW **Sammy Blais** (2-0=2), D **Carl Gunnarsson** (1-1=2), D **Colton Parayko** (0-2=2), D **Alex Pietrangelo** (1-1=2) and C **Oskar Sundqvist** (1-1=2) tallied two points each...G **Jordan Binnington** went 2-0-0 with a 1.00 GAA and a .971 SV% in two games...G **Jake Allen** stopped 20-of-23 shots in the second contest.

**WILD LEADERS:** C **Mikko Koivu** leads the Wild with 36 points (12-24=36) in 55 games against St. Louis...D **Ryan Suter** owns 36 points (5-31=36) in 74 matches...Staal has 24 points (12-12=24) in 30 contests...LW **Zach Parise** owns 21 points (11-10=21) in 34 games.

**WILD GOALIES:** Dubnyk is 12-15-3 with a 3.00 GAA and a .898 SV% in 30 career starts vs. the Blues...G **Alex Stalock** is 0-1-1 with a 4.11 GAA and a .840 SV% in four games (one start).

**BLUES LEADERS:** LW **Alexander Steen** leads the Blues with 27 points (6-21=27) in 41 contests against Minnesota...RW **Vladimir Tarasenko** has 25 points (11-14=25) in 26 games...LW **David Perron** owns 24 points (9-15=24) in 34 matches...LW **Jaden Schwartz** has 21 points (10-11=21) in 29 contests...Pietrangelo owns 21 points (6-15=21) in 40 games...O'Reilly has 21 points (10-11=21) in 41 contests.

**BLUES GOALIES:** Allen is 8-4-2 with a 2.60 GAA and a .906 SV% in 18 games (15 starts) vs. the Wild...Binnington is 3-0-0 with a 0.67 GAA, a .980 SV% and one shutout in three starts.

**CONNECTIONS:** Wild General Manager **Bill Guerin** registered 47 points (28-19=47) in 61 contests with the Blues during the 2006-07 season...D **Brad Hunt** collected five points (1-4=5) in nine games with St. Louis (2016-17)...C **Luke Kunin** hails from Chesterfield...D **Justin Faulk** hails from South Saint Paul and played one season at University of Minnesota-Duluth (2010-11)...D **Marco Scandella** was selected by Minnesota in the second round (55th overall) of the 2008 NHL Entry Draft and collected 89 points (27-62=89) in 373 games with the Wild (2010-17).

**FAST FACTS:** The Wild has points in 17 of its last 26 contests against the Blues (13-9-4)...Minnesota is 8-4-2 in the last 14 games played at Xcel Energy Center...The Wild topped the Blues in the 2015 Western Conference Quarterfinal, clinching the series with a Game 6 win in Saint Paul marking the first time in franchise history Minnesota won a playoff series on home ice...The Blues defeated the Wild in the 2017 Western Conference Quarterfinal.

## TEAM INFORMATION

Home Ice (Cap., Built).....Rogers Arena (18,870, 1995)  
Mailing Address.....89 W. Georgia St.  
Vancouver, BC V6B 0N8  
Telephone.....604.899.4600  
Website.....canucks.com  
Twitter.....@VanCanucks  
Founded.....1970-71  
Stanley Cup Titles.....None  
Colors.....Blue, White and Green

## DIRECTORY

Chairman and Governor.....Francesco Aquilini  
General Manager.....Jim Benning  
Head Coach.....Travis Green  
Assistant Coach.....Nolan Baumgartner  
Assistant Coach.....Newell Brown  
Assistant Coach.....Manny Malhotra  
Goaltending Coach.....Ian Clark

## WILD vs. VANCOUVER CANUCKS

2019-20 Wild Record: 2-1-0 (1-1-0 at Xcel Energy Center, 1-0-0 at Vancouver)

All-Time Wild Record: 42-37-15 (24-18-6 at Xcel Energy Center, 18-19-9 at Vancouver)

Date	Opp.	Scoring By Period					Shots By Period					Power Plays	Penalties/ Minutes	Game-Winning Goal	Goaltender (Saves-Shots)	Attn.
		1	2	3	OT	F	1	2	3	OT	T					
	VAN	0	3	1	—	4	9	14	7	—	30	1-8	5-10		Horvat (1)	
1/12	MIN	0	1	0	—	1	3	9	12	—	24	0-5	8-16		Dubnyk (26-29)	17,348
	VAN	0	1	1	—	2	10	10	6	—	26	2-4	7-28		Markstrom (33-37)	
2/6	MIN	3	0	1	—	4	13	15	9	—	37	2-4	6-18		Fiala (1)	17,191
	MIN	1	1	1	0	4	5	9	13	1	28	0-2	2-4		Dubnyk (31-34)	
2/19	VAN	0	1	2	0	3	10	11	11	2	34	0-2	2-4		Markstrom (25-28)	*18,871
TOTALS		Scoring By Period					Shots By Period					Power Plays (%)	Penalties/ Minutes		Goaltenders (Record, Saves-Shots)	
		1	2	3	OT	F	1	2	3	OT	T					
	VAN	0	5	4	0	9	29	35	24	2	90	3-14 (21.4)	14-42		Markstrom (1-1-1, 81-89)	
	MIN	4	2	2	0	9	21	33	34	1	89	2-11 (18.2)	16-38		Dubnyk (1-1-0, 57-63); Stalock (1-0-0, 24-26)	

## SERIES NOTES

**2019-20:** Minnesota went 2-1-0 in three season meetings against Vancouver...The Wild fell in the first game, 4-1, at Xcel Energy Center (1/12), earned a 4-2 victory in the second game in Saint Paul (2/6) and claimed a 4-3 SOW in the third meeting at Vancouver (2/19)...LW **Kevin Fiala** (2-1=3), D **Brad Hunt** (1-2=3) and C **Luke Kunin** (1-2=3) led the Wild with three points each...G **Devan Dubnyk** went 1-1-0 with a 2.95 GAA and a .905 SV% in two starts...G **Alex Stalock** made 24 saves in the second meeting...C **J.T. Miller** led Vancouver with five points (3-2=5)...D **Quinn Hughes** recorded four points (0-4=4)...D **Alexander Edler** (0-2=2), C **Bo Horvat** (2-0=2) and (0-2=2), D **Troy Stecher** (1-1=2) and RW **Tyler Toffoli** (0-2=2) tallied two points each...G **Jacob Markstrom** went 1-1-1 with a 2.63 GAA and a .910 SV% in three games.

**WILD LEADERS:** C **Mikko Koivu** leads Minnesota with 47 points (13-34=47) in 64 games against Vancouver...D **Ryan Suter** owns 25 points (6-19=25) in 53 matches...LW **Zach Parise** has 17 points (12-5=17) in 27 contests...D **Jared Spurgeon** owns 17 points (3-14=17) in 34 games...C **Eric Staal** has 15 points (5-10=15) in 25 matches.

**WILD GOALIES:** Dubnyk is 14-11-4 with a 2.54 GAA, a .918 SV% and three shutouts in 31 games (28 starts) vs. the Canucks...Stalock is 1-1-0 with a 2.00 GAA and a .926 SV% in three games (two starts).

**CANUCKS LEADERS:** LW **Loui Eriksson** leads Vancouver with 36 points (16-20=36) in 42 games against Minnesota...Edler has 24 points (4-20=24) in 48 contests...C **Brandon Sutter** owns 15 points (11-4=15) in 19 matches...Miller has 13 points (6-7=13) in 13 games.

**CANUCKS GOALIES:** Markstrom is 3-2-1 with a 2.65 GAA and a .911 SV% in seven games (six starts) vs. the Wild...G **Louis Domingue** is 1-20 with a 2.64 GAA and a .910 SV% in three starts...G **Thatcher Demko** has not faced Minnesota.

**CONNECTIONS:** Minnesota Wild Assistant GM **Tom Kurvers** recorded 27 points (4-23=27) in 32 games with Vancouver (1990-91)...Wild Assistant Coach **Darby Hendrickson** skated in 27 games with the Canucks (1998-99)...Goaltending Coach **Bob Mason** appeared in six games with Vancouver in 1990-91...RW **Brock Boeser** is a Burnsville native.

**FAST FACTS:** Minnesota is 14-8-1 in its last 23 games against the Canucks...The Wild is 8-3-0 in its last 11 games played in Vancouver...The Wild is 12-8-1 in the last 21 games played in Saint Paul...Minnesota's 99 points vs. the Canucks are its third-most against any NHL franchise.

## TEAM INFORMATION

Home Ice (Cap., Built).....	T-Mobile Arena (17,367, 2016)
Mailing Address.....	1550 S. Pavilion Center Drive Las Vegas, NV 89135
Telephone.....	702.692.1600
Website.....	vegasgoldenknights.com
Twitter.....	@GoldenKnights
Founded.....	2017-18
Stanley Cup Titles.....	None
Colors.....	Steel Gray, Black, Gold, Red

## DIRECTORY

Chairman, CEO & Governor.....	Bill Foley
President of Hockey Ops./Alt. Gov.....	George McPhee
General Manager.....	Kelly McCrimmon
Head Coach.....	Peter DeBoer
Assistant Coach.....	Steve Spott
Assistant Coach.....	Ryan Craig
Assistant Coach.....	Ryan McGill
Goaltending Coach.....	David Prior & Mike Rosati

## WILD vs. VEGAS GOLDEN KNIGHTS

**2019-20 Wild Record: 1-1-0 (1-0-0 at Xcel Energy Center, 0-1-0 at Vegas)**

**All-Time Wild Record: 6-1-1 (3-0-1 at Xcel Energy Center, 3-1-0 at Vegas)**

Date	Opp.	Scoring By Period 1 2 3 OT F	Shots By Period 1 2 3 OT T	Power Plays	Penalties/ Minutes	Game-Winning Goal	Goaltender (Saves-Shots)	Attn.
12/17	MIN	1 0 1 - 2	7 10 9 - 26	1-5	1-2		Stalock (26-29)	
	VGK	0 2 1 - 3	8 12 9 - 29	0-1	5-10	Nosek (1)	Fleury (24-26)	*18,220
	VGK	0 0 0 - 0	8 14 4 - 26	0-4	6-12		FLEURY (16-20); Subban (5-5)	
2/11	MIN	2 2 0 - 4	8 12 5 - 25	3-5	5-10	Eriksson Ek (3)	Stalock (26-26)	17,112
	VGK							
3/12	MIN	GAME CANCELLED DUE TO COVID-19						
TOTALS		Scoring By Period 1 2 3 OT F	Shots By Period 1 2 3 OT T	Power Plays (%)	Penalties/ Minutes		Goaltenders (Record, Saves-Shots)	
	VGK	0 2 1 - 3	16 26 13 - 55	0-5 (0.00)	11-22		Fleury (1-1-0, 40-46); Subban (0-0-0, 5-5)	
	MIN	3 2 1 - 6	15 22 14 - 51	4-10 (40.0)	6-12		Stalock (1-1-0, 52-55)	

## SERIES NOTES

**2019-20:** Minnesota went 1-1-0 in two season meetings against Vegas...The Wild dropped the first meeting, 3-2, at T-Mobile Arena (12/17) and earned a 4-0 shutout win at Xcel Energy Center in the second meeting (2/11)...**LW Kevin Fiala** led the Wild with four points (1-3=4)...**LW Zach Parise** recorded three points (2-1=3)...**D Matt Dumba**, **C Eric Staal** and **D Ryan Suter** tallied two assists each...**G Alex Stalock** went 1-1-0 with a 1.53 GAA, a .945 SV% and one shutout in two starts...**RW Mark Stone** led the Golden Knights with two assists...**LW Tomas Nosek**, **C Chandler Stephenson** and **D Shea Theodore** netted a goal apiece...**G Marc-Andre Fleury** went 1-1-0 with a 3.60 GAA and a .870 SV% in two starts.

**WILD LEADERS:** Staal leads the Wild with 12 points (6-6=12) in eight career contests against Vegas...Fiala owns 10 points (4-6=10) in nine contests...**D Matt Dumba** has seven points (2-5=7) in six matches...**D Jonas Brodin** has six points (1-5=6) in eight contests.

**WILD GOALIES:** G **Devan Dubnyk** is 4-0-1 with a 1.77 GAA and a .946 SV% in five career starts vs. the Golden Knights...Stalock is 2-1-0 with a 1.69 GAA, a .940 SV% and one shutout in three starts.

**GOLDEN KNIGHTS LEADERS:** C **Paul Stastny** leads the Golden Knights with 41 points (16-25=41) in 67 games against Minnesota...**LW Max Pacioretty** owns 13 points (8-5=13) in 16 contests...Stone has nine points (1-8=9) in 12 matches.

**GOLDEN KNIGHTS GOALIES:** Fleury is 4-10-0 with a 3.33 GAA and a .885 SV% in 14 starts vs. the Wild...**G Robin Lehner** is 3-2-1 with a 2.60 GAA, a .905 SV% and one shutout in six games (five starts).

**CONNECTIONS:** D **Brad Hunt** collected 25 points (5-20=25) in 58 games with the Golden Knights in parts of two seasons (2017-19)...**D Nate Schmidt** hails from St. Cloud and played at the University of Minnesota (2010-13)...**RW Alex Tuch** was drafted 18th overall by the Wild in the 2014 NHL Entry Draft and made his NHL debut with Minnesota, skating in six games during the 2016-17 season.

**FAST FACTS:** Minnesota owns the second-most wins against Vegas in the NHL...Its 13 team points and .813 win percentage rank third in the NHL.



## TEAM INFORMATION

Home Ice (Cap., Built).....	Bell MTS Place (15,294, 2004)
Mailing Address.....	345 Graham Ave. Winnipeg, Manitoba R3C 5S6
Telephone.....	204.987.7825
Website.....	winnipegjets.com
Twitter.....	@NHLJets
Founded.....	1999; Relocated from ATL in 2011
Stanley Cup Titles.....	None
Colors.....	Navy Blue, Royal Blue, Silver and White

## DIRECTORY

Executive Chairman.....	Mark Chipman
Executive V.P. and COO.....	John Olcott
Executive V.P. and General Manager.....	Kevin Cheveldayoff
Head Coach.....	Paul Maurice
Associate Coach.....	Jamie Kompon
Assistant Coach.....	Charlie Huddy
Goaltending Coach.....	Wade Flaherty

## WILD vs. WINNIPEG JETS

**2019-20 Wild Record: 1-2-0 (1-1-0 at Xcel Energy Center, 0-1-0 at Winnipeg)**

**All-Time Wild Record: 24-15-5 (14-6-3 at Xcel Energy Center, 10-9-2 at Winnipeg)**

Date	Opp.	Scoring By Period 1 2 3 OT F	Shots By Period 1 2 3 OT T	Power Plays	Penalties/ Minutes	Game-Winning Goal	Goaltender (Saves-Shots)	Attn.
	MIN	1 0 1 - 2	16 15 9 - 40	0-2	3-6		Dubnyk (27-31)	
10/10	WPG	0 2 3 - 5	12 10 10 - 32	0-2	3-6	Connor (1)	Hellebuyck (38-40)	*15,325
	WPG	2 1 3 - 6	12 9 10 - 31	1-4	5-13	Wheeler (2)	Hellebuyck (31-31)	
12/21	MIN	0 0 0 - 0	14 11 6 - 31	0-3	6-15		STALOCK (22-28); Dubnyk (3-3)	17,319
	WPG	0 1 1 0 2	7 10 4 0 21	2-5	6-12		Hellebuyck (41-44)	
1/4	MIN	1 0 1 1 3	13 11 16 4 44	1-5	3-10	Staal (5)	Dubnyk (19-21)	17,271
	MIN							
3/20	WPG	GAME CANCELLED DUE TO COVID-19						
TOTALS		Scoring By Period 1 2 3 OT F	Shots By Period 1 2 3 OT T	Power Plays (%)	Penalties/ Minutes		Goaltenders (Record, Saves-Shots)	
	WPG	2 4 7 0 13	31 29 24 0 84	3-11 (27.3)	14-31		Hellebuyck (2-0-1, 110-115)	
	MIN	2 0 2 1 5	43 37 31 4 115	1-10 (10.0)	12-31		Dubnyk (1-1-0, 49-55); Stalock (0-1-0, 22-28)	

## SERIES NOTES

**2019-20:** Minnesota went 1-2-0 in three season meetings against Winnipeg...The Wild fell 5-2 at Bell MTS Place (10/10), lost 6-0 at Xcel Energy Center (12/21) and earned a 3-2 OT win in Saint Paul (1/4)...**LW Marcus Foligno** (1-2=3) led the Wild with three points...**C Joel Eriksson Ek** (0-2=2) and **C Luke Kunin** (1-1=2) recorded two points each...**G Devan Dubnyk** went 1-1-0 with a 2.70 GAA and a .891 SV% in three games (two starts)...**G Alex Stalock** made 22 saves in the second game...**RW Patrik Laine** (4-2=6) and **RW Blake Wheeler** (2-2=4) led the Jets with six points each...**C Mark Scheifele** collected five points (2-3=5)...**D Josh Morrissey** registered four assists...**G Connor Hellebuyck** went 2-0-1 with a 1.65 GAA, a .957 SV% and one shutout in three starts.

**WILD LEADERS:** C **Eric Staal** leads Minnesota with 67 points (28-39=67) in 80 matches against Winnipeg...**LW Zach Parise** owns 43 points (20-23=43) in 50 games...**C Mikko Koivu** has 24 points (7-17=24) in 36 contests...Foligno owns 14 points (6-8=14) in 23 games.

**WILD GOALIES:** Dubnyk is 13-9-1 with a 2.52 GAA and a .913 SV% in 24 games (21 starts) vs. the Jets...Stalock is 4-3-0 with a 2.55 GAA, a .897 SV% and two shutouts in nine games (seven starts).

**JETS LEADERS:** Wheeler leads Winnipeg with 35 points (14-21=35) in 38 matchups against Minnesota...Scheifele has 23 points (8-15=23) in 29 matches...**C Bryan Little** owns 21 points (9-12=21) in 31 contests...**C Mathieu Perreault** owns 19 points (8-11=19) in 27 games...Laine has 14 points (10-4=14) in 17 matches.

**JETS GOALIES:** Hellebuyck is 7-6-1 with a 2.42 GAA, a .922 SV% and two shutouts in 17 games (16 starts) vs. the Wild...**G Laurent Brossoit** stopped 15-of-16 shots in relief in his sole career action against Minnesota (1/31/17).

**CONNECTIONS:** D **Anthony Bitetto** skated in 18 games with the Wild last season...**D Neal Pionk** played two seasons at Hermantown High School (2011-13) and two seasons at the University of Minnesota Duluth (2015-17)...**D Tucker Poolman** played three years at East Grand Forks Senior High School (2008-11)...Wheeler hails from Plymouth and played at the University of Minnesota (2005-08).

**FAST FACTS:** Minnesota has earned points in 21 of its last 33 games against Winnipeg (18-12-3)...Minnesota is 7-7-1 in the last 15 games at Bell MTS Place and 7-2-0 in the last nine contests at Xcel Energy Center...The Wild's sweep of the Jets in 2018-19 marked the third time in franchise history Minnesota swept a season series of more than four games vs. an opponent: 5-0-0 vs. Chicago in 2015-16 and 6-0-0 vs. Edmonton in 2010-11...The Wild fell, 4-1, in its first-ever postseason meeting against the Jets in the 2018 Western Conference Quarterfinal.





PLAYER	2019-20 SEASON VS.					CAREER VS.					CAREER PLAYOFFS VS.				
	GP	G	A	PTS	PIM	GP	G	A	PTS	PIM	GP	G	A	PTS	PIM
Brodin, Jonas	3	0	2	2	0	22	0	3	3	4	-	-	-	-	-
Donato, Ryan	3	1	0	1	0	5	1	1	2	0	-	-	-	-	-
Dumba, Matt	3	1	0	1	0	16	1	5	6	2	-	-	-	-	-
Eriksson Ek, Joel	2	0	1	1	0	8	0	3	3	2	-	-	-	-	-
Fiala, Kevin	3	2	1	3	4	13	3	2	5	10	-	-	-	-	-
Foligno, Marcus	1	1	2	3	0	14	5	4	9	2	-	-	-	-	-
Galchenyuk, Alex	2	0	1	1	2	12	5	3	8	4	-	-	-	-	-
Greenway, Jordan	3	1	1	2	0	6	1	1	2	0	-	-	-	-	-
Hartman, Ryan	3	2	1	3	4	11	4	4	8	8	-	-	-	-	-
Hunt, Brad	3	1	2	3	2	10	1	5	6	2	-	-	-	-	-
Johnson, Luke	1	0	0	0	0	1	0	0	0	0	-	-	-	-	-
Koivu, Mikko	2	1	1	2	2	43	9	26	35	26	-	-	-	-	-
Kunin, Luke	2	1	0	1	0	3	1	0	1	2	-	-	-	-	-
Parise, Zach	3	1	4	5	0	26	12	12	24	8	-	-	-	-	-
Pateryn, Greg	-	-	-	-	-	6	0	1	1	17	-	-	-	-	-
Rask, Victor	3	0	1	1	2	12	2	4	6	2	-	-	-	-	-
Soucy, Carson	3	0	1	1	4	3	0	1	1	4	-	-	-	-	-
Spurgeon, Jared	3	0	2	2	0	24	3	13	16	2	-	-	-	-	-
Staal, Eric	3	1	2	3	4	26	15	8	23	14	-	-	-	-	-
Sturm, Nico	1	0	1	1	0	1	0	1	1	0	-	-	-	-	-
Suter, Ryan	3	1	2	3	0	49	5	15	20	30	5	1	3	4	2
Zuccarello, Mats	3	1	2	3	0	14	1	9	10	0	-	-	-	-	-

PLAYER	2019-20 SEASON VS.					CAREER VS.					CAREER PLAYOFFS VS.				
	GP	G	A	PTS	PIM	GP	G	A	PTS	PIM	GP	G	A	PTS	PIM
Chychrun, Jakob	3	3	0	3	0	10	5	0	5	0	-	-	-	-	-
Crouse, Lawson	3	1	0	1	0	9	2	2	4	5	-	-	-	-	-
Demers, Jason	1	0	0	0	0	32	3	6	9	33	6	0	3	3	4
Dvorak, Christian	3	0	2	2	0	10	1	5	6	0	-	-	-	-	-
Ekman-Larsson, Oliver	3	1	2	3	6	29	2	9	11	18	-	-	-	-	-
Fischer, Christian	3	0	0	0	0	7	0	3	3	0	-	-	-	-	-
Garland, Conor	2	1	0	1	0	3	1	0	1	0	-	-	-	-	-
Goligoski, Alex	3	0	2	2	4	39	5	15	20	14	6	2	1	3	2
Grabner, Michael	3	1	0	1	0	17	3	2	5	2	-	-	-	-	-
Hall, Taylor	2	0	2	2	2	24	6	11	17	23	-	-	-	-	-
Hayton, Barrett	-	-	-	-	-	-	-	-	-	-	-	-	-	-	-
Hinostroza, Vinnie	3	1	0	1	0	13	2	2	4	2	-	-	-	-	-
Hjalmarsson, Niklas	-	-	-	-	-	41	0	7	7	20	15	0	5	5	10
Keller, Clayton	3	1	0	1	0	9	3	1	4	0	-	-	-	-	-
Kessel, Phil	3	1	1	2	0	21	6	12	18	8	-	-	-	-	-
Lyubushkin, Ilya	2	0	0	0	0	2	0	0	0	0	-	-	-	-	-
Ness, Aaron	3	0	1	1	0	4	0	1	1	2	-	-	-	-	-
Oesterle, Jordan	3	0	1	1	2	10	0	4	4	4	-	-	-	-	-
Richardson, Brad	3	0	0	0	0	41	7	10	17	10	-	-	-	-	-
Schmaltz, Nick	3	0	5	5	0	14	2	9	11	4	-	-	-	-	-
Soderberg, Carl	3	0	1	1	0	25	7	8	15	2	-	-	-	-	-
Stepan, Derek	3	0	0	0	0	18	2	7	9	4	-	-	-	-	-

GOALTENDER	2019-20 SEASON VS.					CAREER VS.					CAREER PLAYOFFS VS.				
	GP	W-L-OT	SO	GA	GAA	GP	W-L-OT	SO	GA	GAA	GP	W-L	SO	GA	GAA
Stalock, Alex	-	-	-	-	-	2	1-1-0	0	4	2.73	-	-	-	-	-
Dubnyk, Devan	3	3-0-0	0	10	3.33	23	10-8-4	0	63	2.84	-	-	-	-	-

GOALTENDER	2019-20 SEASON VS.					CAREER VS.					CAREER PLAYOFFS VS.				
	GP	W-L-OT	SO	GA	GAA	GP	W-L-OT	SO	GA	GAA	GP	W-L	SO	GA	GAA
Kuemper, Darcy	2	0-2-0	0	11	5.74	4	1-3-0	1	13	3.35	-	-	-	-	-
Raanta, Antti	2	0-1-0	0	3	3.05	11	4-4-0	0	24	2.85	-	-	-	-	-



PLAYER	2019-20 SEASON VS.					CAREER VS.					CAREER PLAYOFFS VS.				
	GP	G	A	PTS	PIM	GP	G	A	PTS	PIM	GP	G	A	PTS	PIM
Bartkowski, Matt	-	-	-	-	-	9	0	0	0	12	-	-	-	-	-
Brodin, Jonas	3	0	1	1	0	24	0	4	4	10	-	-	-	-	-
Donato, Ryan	3	0	1	1	0	6	1	2	3	2	-	-	-	-	-
Dumba, Matt	3	0	1	1	0	17	2	1	3	13	-	-	-	-	-
Eriksson Ek, Joel	3	1	1	2	0	9	1	2	3	0	-	-	-	-	-
Fiala, Kevin	3	1	1	2	2	13	3	2	5	12	-	-	-	-	-
Foligno, Marcus	3	2	0	2	0	16	6	2	8	18	-	-	-	-	-
Galchenyuk, Alex	2	1	1	2	0	14	1	4	5	2	-	-	-	-	-
Greenway, Jordan	3	1	1	2	4	6	2	3	5	4	-	-	-	-	-
Hartman, Ryan	3	0	0	0	0	10	1	0	1	4	-	-	-	-	-
Hunt, Brad	3	0	0	0	0	8	0	0	0	0	-	-	-	-	-
Koivu, Mikko	2	0	0	0	0	65	13	23	36	42	-	-	-	-	-
Kunin, Luke	3	1	2	3	2	6	1	4	5	6	-	-	-	-	-
Mayhew, Gerald	-	-	-	-	-	-	-	-	-	-	-	-	-	-	-
Parise, Zach	3	0	1	1	2	26	13	9	22	20	-	-	-	-	-
Pateryn, Greg	-	-	-	-	-	8	0	0	0	2	-	-	-	-	-
Rask, Victor	3	0	0	0	0	11	3	2	5	2	-	-	-	-	-
Soucy, Carson	3	0	0	0	0	3	0	0	0	0	-	-	-	-	-
Spurgeon, Jared	3	0	1	1	0	34	5	8	13	6	-	-	-	-	-
Staal, Eric	3	1	0	1	0	24	6	6	12	10	-	-	-	-	-
Sturm, Nico	1	0	1	1	0	1	0	1	1	0	-	-	-	-	-
Suter, Ryan	3	0	2	2	0	54	5	22	27	35	-	-	-	-	-
Zuccarello, Mats	3	1	0	1	0	14	2	3	5	6	-	-	-	-	-

PLAYER	2019-20 SEASON VS.					CAREER VS.					CAREER PLAYOFFS VS.				
	GP	G	A	PTS	PIM	GP	G	A	PTS	PIM	GP	G	A	PTS	PIM
Andersson, Rasmus	3	0	2	2	0	6	0	2	2	0	-	-	-	-	-
Backlund, Mikael	3	0	3	3	0	33	5	9	14	8	-	-	-	-	-
Bennett, Sam	3	0	0	0	0	15	0	2	2	9	-	-	-	-	-
Brodie, TJ	3	0	1	1	4	29	1	10	11	16	-	-	-	-	-
Dube, Dillon	3	0	0	0	0	3	0	0	0	0	-	-	-	-	-
Forbort, Derek	-	-	-	-	-	8	0	0	0	4	-	-	-	-	-
Gaudreau, Johnny	3	1	2	3	0	17	3	12	15	0	-	-	-	-	-
Giordano, Mark	3	1	0	1	2	48	8	15	23	47	-	-	-	-	-
Gustafsson, Erik	2	0	2	2	0	9	2	5	7	2	-	-	-	-	-
Hamonic, Travis	3	1	0	1	0	19	2	2	4	16	-	-	-	-	-
Hanifin, Noah	3	0	1	1	0	12	1	6	7	6	-	-	-	-	-
Jankowski, Mark	2	0	0	0	0	7	0	1	1	2	-	-	-	-	-
Kylington, Oliver	1	0	0	0	0	4	0	0	0	0	-	-	-	-	-
Lindholm, Elias	3	0	1	1	0	14	3	5	8	0	-	-	-	-	-
Lucic, Milan	3	1	0	1	0	24	3	5	8	10	-	-	-	-	-
Mangiapan, Andrew	3	0	0	0	0	7	0	0	0	2	-	-	-	-	-
Monahan, Sean	3	0	1	1	0	21	5	6	11	4	-	-	-	-	-
Rieder, Tobias	2	0	0	0	0	15	1	2	3	2	-	-	-	-	-
Rinaldo, Zac	2	0	0	0	2	10	0	0	0	11	-	-	-	-	-
Ryan, Derek	3	1	1	2	0	10	4	2	6	0	-	-	-	-	-
Stone, Michael	2	1	0	1	0	20	3	4	7	16	-	-	-	-	-
Tkachuk, Matthew	3	0	0	0	0	12	1	1	2	11	-	-	-	-	-

GOALTENDER	2019-20 SEASON VS.					CAREER VS.					CAREER PLAYOFFS VS.				
	GP	W-L-OT	SO	GA	GAA	GP	W-L-OT	SO	GA	GAA	GP	W-L	SO	GA	GAA
Stalock, Alex	2	0-1-1	0	6	2.93	12	3-4-4	0	29	2.51	-	-	-	-	-
Dubnyk, Devan	1	1-0-0	1	0	0.00	28	13-8-4	3	56	2.13	-	-	-	-	-

GOALTENDER	2019-20 SEASON VS.					CAREER VS.					CAREER PLAYOFFS VS.				
	GP	W-L-OT	SO	GA	GAA	GP	W-L-OT	SO	GA	GAA	GP	W-L	SO	GA	GAA
Talbot, Cam	2	1-1-0	0	3	1.51	15	7-7-1	0	33	2.28	-	-	-	-	-
Rittich, David	1	1-0-0	0	4	3.69	2	2-0-0	0	5	2.40	-	-	-	-	-



# MINNESOTA WILD VS. CHICAGO BLACKHAWKS

# CHICAGO BLACKHAWKS VS. MINNESOTA WILD



PLAYER	2019-20 SEASON VS.					CAREER VS.					CAREER PLAYOFFS VS.				
	GP	G	A	PTS	PIM	GP	G	A	PTS	PIM	GP	G	A	PTS	PIM
Brodin, Jonas	2	0	0	0	0	28	2	2	4	10	15	0	0	0	8
Donato, Ryan	2	0	0	0	2	2	0	0	0	2	-	-	-	-	-
Dumba, Matt	2	1	1	2	0	22	3	5	8	13	4	1	2	3	0
Eriksson Ek, Joel	1	0	0	0	0	8	0	1	1	4	-	-	-	-	-
Fiala, Kevin	2	4	0	4	0	15	6	3	9	6	5	2	0	2	0
Foligno, Marcus	2	0	0	0	0	17	3	1	4	14	-	-	-	-	-
Galchenyuk, Alex	1	0	0	0	0	12	0	4	4	0	-	-	-	-	-
Greenway, Jordan	2	0	0	0	4	6	0	2	2	4	-	-	-	-	-
Hartman, Ryan	2	0	0	0	0	6	0	0	0	2	-	-	-	-	-
Hunt, Brad	2	0	0	0	0	5	1	1	2	0	-	-	-	-	-
Koivu, Mikko	1	0	0	0	2	57	8	30	38	34	15	0	2	2	12
Kunin, Luke	2	0	0	0	0	4	0	0	0	4	-	-	-	-	-
Mayhew, Gerald	1	0	0	0	0	1	0	0	0	0	-	-	-	-	-
Menell, Brennan	1	0	0	0	0	1	0	0	0	0	-	-	-	-	-
Parise, Zach	2	0	0	0	0	36	7	9	16	10	15	3	5	8	4
Pateryn, Greg	-	-	-	-	-	9	0	2	2	6	-	-	-	-	-
Rask, Victor	1	0	0	0	0	10	4	0	4	0	-	-	-	-	-
Soucy, Carson	2	0	0	0	0	2	0	0	0	0	-	-	-	-	-
Spurgeon, Jared	1	0	0	0	0	34	3	9	12	4	15	1	3	4	6
Staal, Eric	2	1	0	1	2	28	7	15	22	18	-	-	-	-	-
Suter, Ryan	2	0	4	4	0	77	7	38	45	58	21	0	5	5	4
Zuccarello, Mats	2	0	1	1	2	14	3	5	8	6	-	-	-	-	-

PLAYER	2019-20 SEASON VS.					CAREER VS.					CAREER PLAYOFFS VS.				
	GP	G	A	PTS	PIM	GP	G	A	PTS	PIM	GP	G	A	PTS	PIM
Beaudin, Nicolas	-	-	-	-	-	-	-	-	-	-	-	-	-	-	-
Boqvist, Adam	2	1	0	1	0	2	1	0	1	0	-	-	-	-	-
Caggiula, Drake	1	0	0	0	0	9	0	0	0	4	-	-	-	-	-
Carlsson, Lucas	-	-	-	-	-	-	-	-	-	-	-	-	-	-	-
Carpenter, Ryan	2	0	0	0	0	9	1	0	1	7	-	-	-	-	-
Dach, Kirby	2	0	1	1	2	2	0	1	1	2	-	-	-	-	-
de Haan, Calvin	-	-	-	-	-	10	1	3	4	6	-	-	-	-	-
DeBrincat, Alex	2	0	0	0	0	11	4	4	8	2	-	-	-	-	-
Gilbert, Dennis	1	0	0	0	0	1	0	0	0	0	-	-	-	-	-
Hagel, Brandon	-	-	-	-	-	-	-	-	-	-	-	-	-	-	-
Highmore, Matthew	1	0	0	0	0	1	0	0	0	0	-	-	-	-	-
Kampf, David	2	1	0	1	0	8	1	0	1	0	-	-	-	-	-
Kane, Patrick	2	3	0	3	2	51	24	25	49	14	15	8	7	15	2
Keith, Duncan	1	0	1	1	0	55	5	19	24	26	15	1	8	9	4
Koekkoek, Slater	1	0	0	0	2	2	0	0	0	4	-	-	-	-	-
Kubalik, Dominik	2	0	0	0	0	2	0	0	0	0	-	-	-	-	-
Maatta, Olli	2	1	0	1	0	11	2	1	3	6	-	-	-	-	-
Murphy, Connor	2	0	2	2	0	19	0	4	4	8	-	-	-	-	-
Nylander, Alex	2	0	1	1	0	2	0	1	1	0	-	-	-	-	-
Saad, Brandon	2	1	1	2	0	28	8	8	16	4	15	3	2	5	2
Seabrook, Brent	1	0	0	0	0	58	4	8	12	33	15	1	5	6	2
Seeler, Nick	-	-	-	-	-	-	-	-	-	-	-	-	-	-	-
Shaw, Andrew	-	-	-	-	-	23	4	4	8	42	10	2	5	7	6
Smith, Zack	2	0	0	0	0	14	0	3	3	2	-	-	-	-	-
Strome, Dylan	2	0	1	1	0	5	0	5	5	2	-	-	-	-	-
Toews, Jonathan	2	0	3	3	2	47	16	34	50	18	15	3	5	8	8

GOALTENDER	2019-20 SEASON VS.					CAREER VS.					CAREER PLAYOFFS VS.				
	GP	W-L-OT	SO	GA	GAA	GP	W-L-OT	SO	GA	GAA	GP	W-L	SO	GA	GAA
Stalock, Alex	1	1-0-0	0	2	1.94	6	2-2-1	0	14	2.48	-	-	-	-	-
Dubnyk, Devan	-	-	-	-	-	26	14-9-0	2	63	2.77	4	0-4	0	11	2.81
Kahkonen, Kaapo	1	0-1-0	0	4	4.07	1	0-1-0	0	4	4.07	-	-	-	-	-

GOALTENDER	2019-20 SEASON VS.					CAREER VS.					CAREER PLAYOFFS VS.				
	GP	W-L-OT	SO	GA	GAA	GP	W-L-OT	SO	GA	GAA	GP	W-L	SO	GA	GAA
Subban, Malcolm	1	0-0-0	0	0	0.00	5	0-4-0	0	13	3.45	-	-	-	-	-
Crawford, Corey	1	0-0-1	0	3	2.90	26	13-9-3	1	58	2.31	15	12-3	2	26	1.69



PLAYER	2019-20 SEASON VS.					CAREER VS.					CAREER PLAYOFFS VS.				
	GP	G	A	PTS	PIM	GP	G	A	PTS	PIM	GP	G	A	PTS	PIM
Brodin, Jonas	4	0	1	1	2	35	2	10	12	12	7	0	2	2	4
Donato, Ryan	4	0	0	0	0	5	0	0	0	0	-	-	-	-	-
Dumba, Matt	4	0	2	2	4	25	1	8	9	12	-	-	-	-	-
Eriksson Ek, Joel	4	0	2	2	2	13	0	2	2	6	-	-	-	-	-
Fiala, Kevin	4	1	3	4	2	16	3	9	12	2	6	1	1	2	6
Foligno, Marcus	3	0	0	0	0	20	5	1	6	4	-	-	-	-	-
Galchenyuk, Alex	1	0	0	0	0	13	2	5	7	4	-	-	-	-	-
Greenway, Jordan	4	1	1	2	0	7	1	1	2	0	-	-	-	-	-
Hartman, Ryan	4	0	0	0	2	17	4	1	5	10	4	1	0	1	6
Hunt, Brad	3	1	0	1	0	8	1	1	2	0	-	-	-	-	-
Koivu, Mikko	3	0	1	1	2	73	18	30	48	56	13	5	6	11	12
Kunin, Luke	4	0	2	2	9	7	0	2	2	9	-	-	-	-	-
Parise, Zach	4	1	3	4	0	40	17	23	40	14	7	3	7	10	6
Pateryn, Greg	1	0	0	0	2	11	1	1	2	8	-	-	-	-	-
Rask, Victor	2	1	0	1	0	12	4	0	4	4	-	-	-	-	-
Soucy, Carson	4	1	0	1	4	4	1	0	1	4	-	-	-	-	-
Spurgeon, Jared	4	1	1	2	2	44	5	9	14	8	7	2	1	3	0
Staal, Eric	4	1	2	3	2	30	7	12	19	44	-	-	-	-	-
Sturm, Nico	1	0	0	0	0	1	0	0	0	0	-	-	-	-	-
Suter, Ryan	4	2	3	5	0	65	5	33	38	30	7	1	3	4	4
Zuccarello, Mats	4	2	0	2	2	17	4	11	15	12	-	-	-	-	-

GOALTENDER	2019-20 SEASON VS.					CAREER VS.					CAREER PLAYOFFS VS.				
	GP	W-L-OT	SO	GA	GAA	GP	W-L-OT	SO	GA	GAA	GP	W-L	SO	GA	GAA
Stalock, Alex	1	1-0-0	0	2	2.00	8	4-2-0	0	13	2.07	-	-	-	-	-
Dubnyk, Devan	3	1-2-0	0	10	3.41	37	19-15-1	4	86	2.46	-	-	-	-	-

PLAYER	2019-20 SEASON VS.					CAREER VS.					CAREER PLAYOFFS VS.				
	GP	G	A	PTS	PIM	GP	G	A	PTS	PIM	GP	G	A	PTS	PIM
Barberio, Mark	-	-	-	-	-	10	2	1	3	0	-	-	-	-	-
Bellemare, Pierre-Edouard	4	2	2	4	0	15	3	5	8	4	-	-	-	-	-
Burakovsky, Andre	4	0	2	2	2	11	2	5	7	4	-	-	-	-	-
Calvert, Matt	3	2	2	4	5	20	2	6	8	39	-	-	-	-	-
Cole, Ian	3	0	2	2	0	20	1	4	5	12	-	-	-	-	-
Compher, J.T.	4	0	1	1	0	12	4	3	7	0	-	-	-	-	-
Connauton, Kevin	-	-	-	-	-	12	3	3	6	6	-	-	-	-	-
Donskoi, Joonas	4	0	0	0	4	14	2	2	4	4	-	-	-	-	-
Girard, Samuel	4	0	1	1	2	12	0	5	5	2	-	-	-	-	-
Graves, Ryan	4	1	1	2	4	6	1	1	2	4	-	-	-	-	-
Johnson, Erik	4	0	0	0	0	44	1	8	9	47	7	1	1	2	2
Jost, Tyson	3	0	0	0	4	10	4	1	5	10	-	-	-	-	-
Kadri, Nazem	4	0	1	1	18	16	3	5	8	36	-	-	-	-	-
Kamenev, Vladislav	1	0	0	0	0	2	0	1	1	0	-	-	-	-	-
Landeskog, Gabriel	3	3	0	3	0	39	15	13	28	44	7	3	1	4	8
MacKinnon, Nathan	4	2	3	5	0	30	11	15	26	8	7	2	8	10	4
Makar, Cale	4	2	3	5	0	4	2	3	5	0	-	-	-	-	-
Megna, Jayson	1	0	0	0	2	4	0	0	0	2	-	-	-	-	-
Namestnikov, Vladislav	2	0	0	0	4	11	0	1	1	4	-	-	-	-	-
Nichushkin, Valeri	4	0	2	2	0	14	0	4	4	2	5	0	0	0	0
Nieto, Matt	4	0	0	0	0	19	2	2	4	2	-	-	-	-	-
O'Connor, Logan	1	0	0	0	2	1	0	0	0	2	-	-	-	-	-
Rantanen, Mikko	3	1	2	3	2	17	6	13	19	6	-	-	-	-	-
Timmins, Conor	1	0	0	0	0	1	0	0	0	0	-	-	-	-	-
Tynan, T.J.	1	0	0	0	2	1	0	0	0	2	-	-	-	-	-
Wilson, Colin	-	-	-	-	-	36	4	11	15	16	-	-	-	-	-
Zadorov, Nikita	4	0	0	0	0	17	1	1	2	14	-	-	-	-	-

GOALTENDER	2019-20 SEASON VS.					CAREER VS.					CAREER PLAYOFFS VS.				
	GP	W-L-OT	SO	GA	GAA	GP	W-L-OT	SO	GA	GAA	GP	W-L	SO	GA	GAA
Grubauer, Philipp	2	1-1-0	0	5	2.56	5	3-2-0	0	13	2.63	-	-	-	-	-
Hutchinson, Michael	0	0-0-0	0	0	0.00	11	4-5-1	0	23	2.59	-	-	-	-	-
Francouz, Pavel	2	1-1-0	0	7	3.56	2	1-1-0	0	7	3.56	-	-	-	-	-





PLAYER	2019-20 SEASON VS.					CAREER VS.					CAREER PLAYOFFS VS.				
	GP	G	A	PTS	PIM	GP	G	A	PTS	PIM	GP	G	A	PTS	PIM
Bartkowski, Matt	-	-	-	-	-	6	0	0	0	2	-	-	-	-	-
Brodin, Jonas	4	0	2	2	6	30	0	10	10	20	6	1	2	3	0
Donato, Ryan	4	2	1	3	4	7	2	1	3	4	-	-	-	-	-
Dumba, Matt	4	0	1	1	0	23	6	6	12	2	6	0	2	2	6
Eriksson Ek, Joel	4	2	0	2	2	10	2	0	2	2	-	-	-	-	-
Fiala, Kevin	3	1	3	4	2	17	3	5	8	4	-	-	-	-	-
Foligno, Marcus	4	0	1	1	0	20	0	2	2	5	-	-	-	-	-
Galchenyuk, Alex	-	-	-	-	-	11	6	4	10	8	-	-	-	-	-
Greenway, Jordan	4	0	2	2	6	11	0	2	2	6	-	-	-	-	-
Hartman, Ryan	4	1	1	2	0	20	5	6	11	24	-	-	-	-	-
Hunt, Brad	3	0	1	1	0	12	1	4	5	0	-	-	-	-	-
Koivu, Mikko	3	0	1	1	0	50	13	22	35	38	6	3	2	5	2
Kunin, Luke	4	0	1	1	16	7	0	1	1	23	-	-	-	-	-
Mayhew, Gerald	-	-	-	-	-	-	-	-	-	-	-	-	-	-	-
Parise, Zach	4	2	1	3	0	37	17	17	34	10	-	-	-	-	-
Pateryn, Greg	2	0	0	0	0	8	0	1	1	4	-	-	-	-	-
Rask, Victor	2	0	0	0	0	13	2	5	7	4	-	-	-	-	-
Soucy, Carson	3	1	0	1	0	3	1	0	1	0	-	-	-	-	-
Spurgeon, Jared	4	1	2	3	4	35	6	10	16	8	6	2	3	5	4
Staal, Eric	4	1	2	3	0	32	13	12	25	14	-	-	-	-	-
Suter, Ryan	4	1	3	4	0	60	6	21	27	39	6	0	3	3	4
Zuccarello, Mats	4	1	2	3	4	15	2	8	10	6	-	-	-	-	-

PLAYER	2019-20 SEASON VS.					CAREER VS.					CAREER PLAYOFFS VS.				
	GP	G	A	PTS	PIM	GP	G	A	PTS	PIM	GP	G	A	PTS	PIM
Benn, Jamie	4	0	2	2	0	44	14	23	37	30	6	4	6	10	4
Caamano, Nick	1	0	0	0	0	1	0	0	0	0	-	-	-	-	-
Cogliano, Andrew	4	0	0	0	2	56	6	10	16	22	-	-	-	-	-
Comeau, Blake	3	1	0	1	2	37	4	5	9	40	-	-	-	-	-
Dickinson, Jason	4	0	0	0	2	9	0	1	1	2	-	-	-	-	-
Dowling, Justin	-	-	-	-	-	1	0	0	0	0	-	-	-	-	-
Faksa, Radek	3	0	0	0	6	19	2	2	4	23	6	1	1	2	0
Fedun, Taylor	1	0	1	1	0	5	0	1	1	2	-	-	-	-	-
Gurianov, Denis	4	1	0	1	0	6	1	0	1	0	-	-	-	-	-
Hanley, Joel	1	0	0	0	0	2	0	0	0	0	-	-	-	-	-
Hanzal, Martin	-	-	-	-	-	30	2	7	9	26	-	-	-	-	-
Heiskanen, Miro	3	0	3	3	0	8	0	6	6	0	-	-	-	-	-
Hintz, Roope	4	1	0	1	0	8	2	1	3	2	-	-	-	-	-
Janmark, Mattias	4	0	0	0	0	18	2	3	5	0	5	0	3	3	0
Johns, Stephen	2	0	0	0	2	8	1	0	1	2	6	0	0	0	4
Kiviranta, Joel	1	0	0	0	0	1	0	0	0	0	-	-	-	-	-
Klingberg, John	4	1	1	2	0	26	6	13	19	8	6	1	2	3	0
Lindell, Esa	4	0	1	1	0	18	0	3	3	2	-	-	-	-	-
Oleksiak, Jamie	4	0	1	1	4	15	1	6	7	15	-	-	-	-	-
Pavelski, Joe	4	2	2	4	2	45	19	18	37	20	-	-	-	-	-
Perry, Corey	4	0	0	0	20	49	20	19	39	61	5	1	1	2	11
Polak, Roman	3	0	0	0	0	39	3	8	11	36	-	-	-	-	-
Radulov, Alexander	4	3	1	4	4	21	6	10	16	16	-	-	-	-	-
Seguin, Tyler	4	1	3	4	0	33	15	24	39	4	1	0	0	0	0
Sekera, Andrej	2	0	0	0	0	18	0	7	7	8	-	-	-	-	-

GOALTENDER	2019-20 SEASON VS.					CAREER VS.					CAREER PLAYOFFS VS.				
	GP	W-L-OT	SO	GA	GAA	GP	W-L-OT	SO	GA	GAA	GP	W-L	SO	GA	GAA
Stalock, Alex	3	2-1-0	1	7	2.30	11	6-5-0	1	31	2.87	-	-	-	-	-
Dubnyk, Devan	1	1-0-0	0	2	2.00	23	9-10-3	1	58	2.64	6	2-4	0	20	3.35

GOALTENDER	2019-20 SEASON VS.					CAREER VS.					CAREER PLAYOFFS VS.				
	GP	W-L-OT	SO	GA	GAA	GP	W-L-OT	SO	GA	GAA	GP	W-L	SO	GA	GAA
Khudobin, Anton	2	1-1-0	0	5	4.69	6	2-3-0	0	15	3.26	-	-	-	-	-
Bishop, Ben	4	0-1-1	0	10	3.33	15	6-5-1	1	25	1.90	-	-	-	-	-



PLAYER	2019-20 SEASON VS.					CAREER VS.					CAREER PLAYOFFS VS.				
	GP	G	A	PTS	PIM	GP	G	A	PTS	PIM	GP	G	A	PTS	PIM
Bartkowski, Matt	-	-	-	-	-	10	2	4	6	4	-	-	-	-	-
Brodin, Jonas	3	0	0	0	0	23	0	2	2	2	-	-	-	-	-
Donato, Ryan	2	1	0	1	2	3	1	0	1	2	-	-	-	-	-
Dumba, Matt	3	0	1	1	0	16	4	4	8	8	-	-	-	-	-
Dumont, Gabriel	1	0	0	0	0	2	0	0	0	0	-	-	-	-	-
Eriksson Ek, Joel	2	0	1	1	2	8	2	1	3	4	-	-	-	-	-
Fiala, Kevin	2	1	0	1	0	8	2	0	2	0	-	-	-	-	-
Foligno, Marcus	3	1	0	1	0	15	2	2	4	2	-	-	-	-	-
Galchenyuk, Alex	3	0	2	2	0	17	6	7	13	6	-	-	-	-	-
Greenway, Jordan	3	1	3	4	5	6	1	3	4	7	-	-	-	-	-
Hartman, Ryan	3	0	1	1	0	12	1	3	4	29	-	-	-	-	-
Hunt, Brad	2	1	0	1	0	5	1	1	2	0	-	-	-	-	-
Koivu, Mikko	2	0	0	0	0	65	7	39	46	26	-	-	-	-	-
Kunin, Luke	3	1	1	2	2	4	1	2	3	2	-	-	-	-	-
Mayhew, Gerald	1	0	0	0	0	1	0	0	0	0	-	-	-	-	-
Menell, Brennan	1	0	0	0	0	1	0	0	0	0	-	-	-	-	-
Parise, Zach	3	0	1	1	0	28	9	8	17	10	-	-	-	-	-
Pateryn, Greg	1	0	0	0	0	7	0	0	0	11	-	-	-	-	-
Rask, Victor	2	0	2	2	0	11	0	6	6	2	-	-	-	-	-
Soucy, Carson	3	1	3	4	4	4	1	3	4	4	-	-	-	-	-
Spurgeon, Jared	2	3	0	3	2	28	8	4	12	4	-	-	-	-	-
Staal, Eric	3	3	3	6	0	24	8	19	27	10	7	2	6	8	4
Suter, Ryan	3	0	3	3	0	52	5	20	25	24	-	-	-	-	-
Zuccarello, Mats	3	0	3	3	0	14	4	11	15	2	-	-	-	-	-

GOALTENDER	2019-20 SEASON VS.					CAREER VS.					CAREER PLAYOFFS VS.				
	GP	W-L-OT	SO	GA	GAA	GP	W-L-OT	SO	GA	GAA	GP	W-L	SO	GA	GAA
Stalock, Alex	2	1-0-0	0	3	1.84	8	4-2-0	0	18	2.42	-	-	-	-	-
Dubnyk, Devan	1	1-0-0	0	0	0.00	14	10-4-0	2	21	1.65	-	-	-	-	-
Kahkonen, Kaapo	1	1-0-0	0	5	5.00	1	1-0-0	0	5	5.00	-	-	-	-	-

PLAYER	2019-20 SEASON VS.					CAREER VS.					CAREER PLAYOFFS VS.				
	GP	G	A	PTS	PIM	GP	G	A	PTS	PIM	GP	G	A	PTS	PIM
Archibald, Josh	3	0	0	0	0	9	4	2	6	2	-	-	-	-	-
Athanasious, Andreas	-	-	-	-	-	6	2	0	2	0	-	-	-	-	-
Bear, Ethan	3	0	2	2	2	5	0	3	3	4	-	-	-	-	-
Benning, Matt	2	0	1	1	0	10	0	3	3	6	-	-	-	-	-
Benson, Tyler	1	0	0	0	0	1	0	0	0	0	-	-	-	-	-
Cave, Colby	1	0	0	0	0	2	0	0	0	0	-	-	-	-	-
Chiasson, Alex	3	0	0	0	2	18	5	2	7	4	-	-	-	-	-
Draisaitl, Leon	3	2	1	3	0	14	9	4	13	0	-	-	-	-	-
Ennis, Tyler	2	0	0	0	2	11	1	1	2	2	-	-	-	-	-
Granlund, Markus	1	0	0	0	0	11	3	1	4	10	-	-	-	-	-
Green, Mike	-	-	-	-	-	17	4	7	11	14	-	-	-	-	-
Haas, Gaetan	2	1	0	1	0	2	1	0	1	0	-	-	-	-	-
Jones, Caleb	2	0	0	0	0	2	0	0	0	0	-	-	-	-	-
Jurco, Tomas	1	0	0	0	0	2	0	0	0	0	-	-	-	-	-
Kassian, Zack	2	0	1	1	0	21	4	6	10	9	-	-	-	-	-
Khaira, Jujhar	3	0	0	0	0	9	0	2	2	0	-	-	-	-	-
Klefbom, Oscar	2	1	1	2	4	14	1	8	9	6	-	-	-	-	-
Lagesson, William	1	0	0	0	0	1	0	0	0	0	-	-	-	-	-
Larsson, Adam	2	0	1	1	2	16	1	3	4	6	-	-	-	-	-
Manning, Brandon	1	0	0	0	2	8	0	1	1	2	-	-	-	-	-
McDavid, Connor	2	1	1	2	0	14	7	9	16	2	-	-	-	-	-
Neal, James	2	1	1	2	0	29	9	7	16	28	-	-	-	-	-
Nugent-Hopkins, Ryan	3	2	2	4	2	27	9	11	20	12	-	-	-	-	-
Nurse, Darnell	3	0	1	1	5	11	3	2	5	13	-	-	-	-	-
Nygard, Joakim	1	0	0	0	0	1	0	0	0	0	-	-	-	-	-
Puljujarvi, Jesse	-	-	-	-	-	5	1	0	1	0	-	-	-	-	-
Russell, Kris	2	0	0	0	0	32	2	4	6	8	5	0	2	2	0
Russell, Patrick	2	0	0	0	0	2	0	0	0	0	-	-	-	-	-
Sheahan, Riley	3	0	0	0	0	17	3	3	6	4	-	-	-	-	-
Yamamoto, Kailer	1	0	2	2	0	2	0	2	2	0	-	-	-	-	-

GOALTENDER	2019-20 SEASON VS.					CAREER VS.					CAREER PLAYOFFS VS.				
	GP	W-L-OT	SO	GA	GAA	GP	W-L-OT	SO	GA	GAA	GP	W-L	SO	GA	GAA
Smith, Mike	2	0-2-0	0	9	4.58	23	6-14-2	3	54	2.48	-	-	-	-	-
Koskinen, Mikko	1	0-1-0	0	4	4.07	1	0-1-0	0	4	4.07	-	-	-	-	-



# MINNESOTA WILD VS. NASHVILLE PREDATORS

# MINNESOTA WILD VS. NASHVILLE PREDATORS



PLAYER	2019-20 SEASON VS.					CAREER VS.					CAREER PLAYOFFS VS.				
	GP	G	A	PTS	PIM	GP	G	A	PTS	PIM	GP	G	A	PTS	PIM
Brodin, Jonas	3	0	0	0	2	32	3	2	5	10	-	-	-	-	-
Donato, Ryan	3	0	0	0	0	7	0	0	0	0	-	-	-	-	-
Dumba, Matt	3	1	0	1	0	20	6	4	10	10	-	-	-	-	-
Dumont, Gabriel	1	0	0	0	0	2	0	0	0	0	-	-	-	-	-
Eriksson Ek, Joel	2	0	1	1	0	10	1	1	2	6	-	-	-	-	-
Fiala, Kevin	2	1	1	2	0	5	3	1	4	0	-	-	-	-	-
Foligno, Marcus	3	0	1	1	2	20	0	4	4	20	-	-	-	-	-
Galchenyuk, Alex	3	2	1	3	2	15	4	4	8	4	-	-	-	-	-
Greenway, Jordan	2	0	0	0	2	7	0	1	1	7	-	-	-	-	-
Hartman, Ryan	3	0	0	0	2	11	3	1	4	8	4	0	0	0	14
Hunt, Brad	3	0	1	1	0	9	1	1	2	0	-	-	-	-	-
Koivu, Mikko	3	0	1	1	0	51	9	35	44	26	-	-	-	-	-
Kunin, Luke	3	1	0	1	0	7	1	0	1	2	-	-	-	-	-
Mayhew, Gerald	1	0	0	0	0	1	0	0	0	0	-	-	-	-	-
Parise, Zach	3	1	0	1	0	33	14	11	25	10	-	-	-	-	-
Pateryn, Greg	1	0	0	0	0	10	0	1	1	14	-	-	-	-	-
Rask, Victor	1	0	0	0	0	11	4	2	6	6	-	-	-	-	-
Soucy, Carson	1	0	0	0	0	1	0	0	0	0	-	-	-	-	-
Spurgeon, Jared	3	0	0	0	0	33	3	9	12	6	-	-	-	-	-
Staal, Eric	3	0	1	1	2	30	8	14	22	12	-	-	-	-	-
Suter, Ryan	3	0	2	2	0	34	2	18	20	8	-	-	-	-	-
Zuccarello, Mats	3	0	0	0	2	15	0	8	8	10	6	3	0	3	6

PLAYER	2019-20 SEASON VS.					CAREER VS.					CAREER PLAYOFFS VS.				
	GP	G	A	PTS	PIM	GP	G	A	PTS	PIM	GP	G	A	PTS	PIM
Arvidsson, Viktor	3	1	1	2	0	18	4	7	11	8	-	-	-	-	-
Blackwell, Colin	-	-	-	-	-	-	-	-	-	-	-	-	-	-	-
Bonino, Nick	3	0	2	2	0	25	2	4	6	6	-	-	-	-	-
Duchene, Matt	3	0	3	3	0	46	7	17	24	8	2	0	3	3	2
Ekholm, Mattias	3	0	2	2	0	30	3	7	10	10	-	-	-	-	-
Ellis, Ryan	3	1	1	2	2	32	3	5	8	10	-	-	-	-	-
Fabbro, Dante	3	0	0	0	2	3	0	0	0	2	-	-	-	-	-
Forsberg, Filip	2	1	2	3	0	25	12	6	18	10	-	-	-	-	-
Granlund, Mikael	3	1	0	1	4	6	1	0	1	6	-	-	-	-	-
Grimaldi, Rocco	3	0	1	1	0	6	0	5	5	0	-	-	-	-	-
Hamhuis, Dan	2	0	0	0	0	55	6	14	20	38	-	-	-	-	-
Holzer, Korbinian	2	0	0	0	4	6	0	0	0	4	-	-	-	-	-
Jarnkrok, Calle	3	1	0	1	0	25	4	6	10	2	-	-	-	-	-
Johansen, Ryan	2	0	2	2	2	28	5	15	20	16	-	-	-	-	-
Josi, Roman	3	0	3	3	2	34	9	9	18	8	-	-	-	-	-
Sissons, Colton	3	1	1	2	0	16	1	1	2	6	-	-	-	-	-
Smith, Craig	3	2	1	3	4	38	10	8	18	16	-	-	-	-	-
Tinordi, Jarred	1	0	0	0	0	3	0	0	0	0	-	-	-	-	-
Trenin, Yakov	1	0	0	0	0	1	0	0	0	0	-	-	-	-	-
Turris, Kyle	3	0	0	0	0	26	4	6	10	6	-	-	-	-	-
Watson, Austin	3	1	0	1	0	14	1	1	2	14	-	-	-	-	-
Weber, Yannick	2	0	0	0	2	18	0	3	3	10	-	-	-	-	-

GOALTENDER	2019-20 SEASON VS.					CAREER VS.					CAREER PLAYOFFS VS.				
	GP	W-L-OT	SO	GA	GAA	GP	W-L-OT	SO	GA	GAA	GP	W-L	SO	GA	GAA
Stalock, Alex	2	1-1-0	0	5	2.50	7	1-5-1	0	19	2.71	-	-	-	-	-
Dubnyk, Devan	1	0-1-0	0	4	4.07	26	13-8-4	2	56	2.24	-	-	-	-	-

GOALTENDER	2019-20 SEASON VS.					CAREER VS.					CAREER PLAYOFFS VS.				
	GP	W-L-OT	SO	GA	GAA	GP	W-L-OT	SO	GA	GAA	GP	W-L	SO	GA	GAA
Rinne, Pekka	2	2-0-0	1	2	1.00	37	20-12-4	5	84	2.37	-	-	-	-	-
Saros, Juuse	1	0-1-0	0	3	3.10	4	3-1-0	2	5	1.23	-	-	-	-	-



PLAYER	2019-20 SEASON VS.					CAREER VS.					CAREER PLAYOFFS VS.				
	GP	G	A	PTS	PIM	GP	G	A	PTS	PIM	GP	G	A	PTS	PIM
Brodin, Jonas	3	0	1	1	0	31	1	6	7	8	11	0	1	1	0
Donato, Ryan	2	0	0	0	0	5	2	0	2	0	-	-	-	-	-
Dumba, Matt	3	0	0	0	4	21	6	4	10	14	11	1	0	1	4
Eriksson Ek, Joel	3	0	2	2	0	9	1	2	3	6	3	0	0	0	0
Fiala, Kevin	3	1	0	1	0	14	2	3	5	6	1	0	0	0	0
Foligno, Marcus	3	2	0	2	0	18	3	1	4	13	-	-	-	-	-
Galchenyuk, Alex	3	1	0	1	0	15	3	2	5	0	-	-	-	-	-
Greenway, Jordan	3	0	1	1	0	7	0	4	4	4	-	-	-	-	-
Hartman, Ryan	3	0	0	0	2	15	3	2	5	17	-	-	-	-	-
Hunt, Brad	3	0	1	1	2	9	0	3	3	4	-	-	-	-	-
Koivu, Mikko	3	0	0	0	0	55	12	24	36	42	11	2	3	5	0
Kunin, Luke	2	0	0	0	0	4	0	0	0	0	-	-	-	-	-
Parise, Zach	3	0	1	1	0	34	11	10	21	22	11	5	5	10	10
Pateryn, Greg	1	0	0	0	0	12	0	1	1	8	-	-	-	-	-
Rask, Victor	2	0	0	0	0	10	1	5	6	0	-	-	-	-	-
Soucy, Carson	1	0	0	0	0	1	0	0	0	0	-	-	-	-	-
Spurgeon, Jared	3	0	1	1	0	37	2	6	8	4	11	1	3	4	2
Staal, Eric	3	0	2	2	2	30	12	12	24	20	5	0	1	1	0
Suter, Ryan	3	0	0	0	2	74	5	31	36	34	11	1	3	4	10
Zuccarello, Mats	3	2	0	2	0	14	6	3	9	9	7	1	7	8	0

PLAYER	2019-20 SEASON VS.					CAREER VS.					CAREER PLAYOFFS VS.				
	GP	G	A	PTS	PIM	GP	G	A	PTS	PIM	GP	G	A	PTS	PIM
Barbashev, Ivan	3	1	1	2	0	9	1	2	3	0	4	0	0	0	2
Blais, Sammy	3	2	0	2	6	6	3	0	3	6	-	-	-	-	-
Bortuzzo, Robert	-	-	-	-	-	18	0	0	0	16	4	0	0	0	4
Bouwmeester, Jay	2	0	0	0	0	55	1	13	14	26	11	0	0	0	6
Bozak, Tyler	2	0	1	1	0	16	2	3	5	6	-	-	-	-	-
Brouwer, Troy	-	-	-	-	-	30	6	7	13	21	-	-	-	-	-
de la Rose, Jacob	-	-	-	-	-	4	0	0	0	0	-	-	-	-	-
Dunn, Vince	3	0	1	1	4	10	1	2	3	4	-	-	-	-	-
Faulk, Justin	3	0	1	1	0	15	1	6	7	4	-	-	-	-	-
Gunnarsson, Carl	3	1	1	2	2	24	2	1	3	8	11	0	0	0	2
Kyrou, Jordan	1	1	0	1	0	1	1	0	1	0	-	-	-	-	-
MacEachern, Mackenzie	3	1	0	1	0	5	1	0	1	0	-	-	-	-	-
O'Reilly, Ryan	3	1	2	3	0	41	10	11	21	4	7	2	4	6	0
Parayko, Colton	3	0	2	2	0	21	0	9	9	6	5	1	1	2	0
Perron, David	3	0	1	1	2	34	9	15	24	26	5	0	1	1	2
Pietrangelo, Alex	3	1	1	2	0	40	6	15	21	10	11	0	3	3	2
Sanford, Zach	3	0	0	0	0	6	0	0	0	0	3	0	0	0	0
Scandella, Marco	1	0	1	1	0	5	0	2	2	0	-	-	-	-	-
Schenn, Brayden	3	1	0	1	0	18	3	10	13	6	-	-	-	-	-
Schwartz, Jaden	3	0	1	1	0	29	10	11	21	6	11	3	5	8	0
Steen, Alexander	3	0	0	0	0	41	6	21	27	22	11	3	5	8	4
Sundqvist, Oskar	3	1	1	2	0	8	2	1	3	0	-	-	-	-	-
Tarasenko, Vladimir	-	-	-	-	-	26	11	14	25	2	11	7	3	10	0
Thomas, Robert	3	0	1	1	0	7	0	2	2	2	-	-	-	-	-

GOALTENDER	2019-20 SEASON VS.					CAREER VS.					CAREER PLAYOFFS VS.				
	GP	W-L-OT	SO	GA	GAA	GP	W-L-OT	SO	GA	GAA	GP	W-L	SO	GA	GAA
Stalock, Alex	-	-	-	-	-	4	0-1-1	0	8	4.07	-	-	-	-	-
Dubnyk, Devan	3	0-2-1	0	10	3.33	30	12-15-3	0	86	3.00	11	5-6	2	23	2.09

GOALTENDER	2019-20 SEASON VS.					CAREER VS.					CAREER PLAYOFFS VS.				
	GP	W-L-OT	SO	GA	GAA	GP	W-L-OT	SO	GA	GAA	GP	W-L	SO	GA	GAA
Allen, Jake	1	1-0-0	0	3	2.90	18	8-4-2	0	42	2.60	11	6-5	0	20	1.84
Binnington, Jordan	2	2-0-0	0	2	1.00	3	3-0-0	1	2	0.67	-	-	-	-	-





PLAYER	2019-20 SEASON VS.					CAREER VS.					CAREER PLAYOFFS VS.				
	GP	G	A	PTS	PIM	GP	G	A	PTS	PIM	GP	G	A	PTS	PIM
Bartkowski, Matt	-	-	-	-	-	6	0	0	0	2	-	-	-	-	-
Brodin, Jonas	3	0	1	1	6	23	1	7	8	12	-	-	-	-	-
Donato, Ryan	3	0	1	1	0	4	0	1	1	0	-	-	-	-	-
Dumba, Matt	3	0	1	1	0	18	1	9	10	4	-	-	-	-	-
Eriksson Ek, Joel	3	0	0	0	2	9	0	0	0	2	-	-	-	-	-
Fiala, Kevin	3	2	1	3	0	9	4	2	6	0	-	-	-	-	-
Foligno, Marcus	3	1	0	1	7	16	2	2	4	11	-	-	-	-	-
Galchenyuk, Alex	3	1	0	1	0	16	6	6	12	8	-	-	-	-	-
Greenway, Jordan	3	0	0	0	2	6	1	0	1	4	-	-	-	-	-
Hartman, Ryan	3	1	0	1	0	11	7	0	7	4	-	-	-	-	-
Hunt, Brad	2	1	2	3	0	7	2	2	4	0	-	-	-	-	-
Koivu, Mikko	3	0	1	1	4	64	13	34	47	40	-	-	-	-	-
Kunin, Luke	3	1	2	3	2	4	1	2	3	4	-	-	-	-	-
Mayhew, Gerald	-	-	-	-	-	-	-	-	-	-	-	-	-	-	-
Parise, Zach	3	1	0	1	0	27	12	5	17	8	-	-	-	-	-
Pateryn, Greg	2	0	0	0	0	10	0	0	0	4	-	-	-	-	-
Rask, Victor	-	-	-	-	-	8	2	3	5	0	-	-	-	-	-
Soucy, Carson	2	0	1	1	0	2	0	1	1	0	-	-	-	-	-
Spurgeon, Jared	3	0	1	1	2	34	3	14	17	4	-	-	-	-	-
Staal, Eric	3	0	0	0	0	25	5	10	15	4	-	-	-	-	-
Suter, Ryan	3	0	1	1	2	53	6	19	25	30	6	1	2	3	2
Zuccarello, Mats	3	0	2	2	0	14	4	8	12	4	-	-	-	-	-

PLAYER	2019-20 SEASON VS.					CAREER VS.					CAREER PLAYOFFS VS.				
	GP	G	A	PTS	PIM	GP	G	A	PTS	PIM	GP	G	A	PTS	PIM
Bailey, Justin	-	-	-	-	-	2	0	0	0	0	-	-	-	-	-
Beagle, Jay	3	1	0	1	2	11	2	0	2	6	-	-	-	-	-
Benn, Jordie	1	0	0	0	0	23	3	3	6	4	1	0	0	0	4
Boeser, Brock	2	0	0	0	0	7	1	2	3	0	-	-	-	-	-
Edler, Alexander	3	0	2	2	0	48	4	20	24	30	-	-	-	-	-
Eriksson, Loui	3	0	0	0	2	42	16	20	36	14	-	-	-	-	-
Fantenberg, Oscar	2	0	0	0	0	5	0	0	0	0	-	-	-	-	-
Ferland, Micheal	-	-	-	-	-	11	3	4	7	6	-	-	-	-	-
Gaudette, Adam	3	0	0	0	12	6	0	1	1	12	-	-	-	-	-
Horvat, Bo	3	2	0	2	2	17	6	5	11	6	-	-	-	-	-
Hughes, Quinn	3	0	4	4	2	3	0	4	4	2	-	-	-	-	-
Leivo, Josh	-	-	-	-	-	5	1	0	1	2	-	-	-	-	-
MacEwen, Zack	1	0	0	0	7	1	0	0	0	7	-	-	-	-	-
Miller, J.T.	3	3	2	5	0	13	6	7	13	2	-	-	-	-	-
Motte, Tyler	2	0	1	1	0	6	1	1	2	0	-	-	-	-	-
Myers, Tyler	3	0	1	1	0	25	1	5	6	18	4	2	1	3	4
Pearson, Tanner	3	0	1	1	0	18	6	4	10	8	-	-	-	-	-
Pettersson, Elias	2	1	0	1	0	5	3	1	4	0	-	-	-	-	-
Roussel, Antoine	3	1	0	1	4	31	5	4	9	48	6	1	0	1	8
Stecher, Troy	3	1	1	2	0	11	1	6	7	2	-	-	-	-	-
Sutter, Brandon	2	0	0	0	0	19	11	4	15	7	-	-	-	-	-
Tanev, Christopher	3	0	1	1	0	23	1	2	3	2	-	-	-	-	-
Toffoli, Tyler	3	0	2	2	2	20	4	7	11	12	-	-	-	-	-
Virtanen, Jake	3	0	0	0	7	11	2	0	2	7	-	-	-	-	-

GOALTENDER	2019-20 SEASON VS.					CAREER VS.					CAREER PLAYOFFS VS.				
	GP	W-L-OT	SO	GA	GAA	GP	W-L-OT	SO	GA	GAA	GP	W-L	SO	GA	GAA
Stalock, Alex	1	1-0-0	0	2	2.00	3	1-1-0	0	5	1.99	-	-	-	-	-
Dubnyk, Devan	2	1-1-0	0	6	2.95	31	14-11-4	3	76	2.54	-	-	-	-	-

GOALTENDER	2019-20 SEASON VS.					CAREER VS.					CAREER PLAYOFFS VS.				
	GP	W-L-OT	SO	GA	GAA	GP	W-L-OT	SO	GA	GAA	GP	W-L	SO	GA	GAA
Markstrom, Jacob	3	1-1-1	0	8	2.62	7	3-2-1	0	17	2.64	-	-	-	-	-
Demko, Thatcher	-	-	-	-	-	-	-	-	-	-	-	-	-	-	-
Domingue, Louis	1	0-1-0	0	3	3.05	3	1-2-0	0	8	2.64	-	-	-	-	-



PLAYER	2019-20 SEASON VS.					CAREER VS.					CAREER PLAYOFFS VS.				
	GP	G	A	PTS	PIM	GP	G	A	PTS	PIM	GP	G	A	PTS	PIM
Brodin, Jonas	2	0	1	1	0	8	1	5	6	0	-	-	-	-	-
Donato, Ryan	2	0	0	0	0	3	0	1	1	0	-	-	-	-	-
Dumba, Matt	2	0	2	2	0	6	2	5	7	5	-	-	-	-	-
Eriksson Ek, Joel	1	1	0	1	0	6	1	2	3	4	-	-	-	-	-
Fiala, Kevin	2	1	3	4	0	9	4	6	10	6	-	-	-	-	-
Foligno, Marcus	2	0	0	0	2	8	1	0	1	9	-	-	-	-	-
Galchenyuk, Alex	2	0	0	0	0	8	2	2	4	4	-	-	-	-	-
Greenway, Jordan	2	0	1	1	2	5	0	2	2	2	-	-	-	-	-
Hartman, Ryan	2	0	0	0	6	7	2	1	3	10	-	-	-	-	-
Hunt, Brad	2	0	0	0	0	3	0	0	0	0	-	-	-	-	-
Johnson, Luke	1	0	0	0	0	1	0	0	0	0	-	-	-	-	-
Koivu, Mikko	1	0	0	0	2	6	1	1	2	2	-	-	-	-	-
Kunin, Luke	2	0	0	0	0	4	0	0	0	0	-	-	-	-	-
Menell, Brennan	1	0	0	0	0	1	0	0	0	0	-	-	-	-	-
Parise, Zach	2	2	1	3	0	6	3	2	5	6	-	-	-	-	-
Pateryn, Greg	-	-	-	-	-	5	1	1	2	0	-	-	-	-	-
Rask, Victor	1	0	0	0	0	5	0	0	0	6	-	-	-	-	-
Soucy, Carson	2	0	0	0	0	2	0	0	0	0	-	-	-	-	-
Spurgeon, Jared	1	1	0	1	0	5	2	2	4	0	-	-	-	-	-
Staal, Eric	2	0	2	2	0	8	6	6	12	0	-	-	-	-	-
Sturm, Nico	1	0	0	0	0	1	0	0	0	0	-	-	-	-	-
Suter, Ryan	2	0	2	2	0	8	0	4	4	2	-	-	-	-	-
Zuccarello, Mats	2	1	0	1	0	6	2	3	5	0	-	-	-	-	-

PLAYER	2019-20 SEASON VS.					CAREER VS.					CAREER PLAYOFFS VS.				
	GP	G	A	PTS	PIM	GP	G	A	PTS	PIM	GP	G	A	PTS	PIM
Carrier, William	2	0	1	1	0	5	0	1	1	0	-	-	-	-	-
Cousins, Nick	2	0	1	1	0	10	2	3	5	4	-	-	-	-	-
Engelland, Deryk	1	0	0	0	0	15	2	1	3	9	-	-	-	-	-
Hague, Nicolas	1	0	0	0	0	1	0	0	0	0	-	-	-	-	-
Holden, Nick	2	0	0	0	0	19	0	1	1	2	7	3	1	4	8
Karlsson, William	2	0	0	0	0	13	0	1	1	0	-	-	-	-	-
Marchessault, Jonathan	2	0	0	0	4	12	2	3	5	10	-	-	-	-	-
Martinez, Alec	2	0	0	0	0	25	2	5	7	8	-	-	-	-	-
McNabb, Brayden	2	0	0	0	0	16	1	1	2	4	-	-	-	-	-
Merrill, Jon	1	0	0	0	2	10	1	1	2	12	-	-	-	-	-
Nosek, Tomas	2	1	0	1	0	9	1	0	1	0	-	-	-	-	-
Pacioretty, Max	2	0	1	1	0	16	8	5	13	4	-	-	-	-	-
Reaves, Ryan	2	0	0	0	4	32	2	0	2	29	11	1	0	1	2
Roy, Nicolas	-	-	-	-	-	-	-	-	-	-	-	-	-	-	-
Schmidt, Nate	2	0	0	0	2	12	2	0	2	4	-	-	-	-	-
Smith, Reilly	2	0	0	0	2	17	2	3	5	4	-	-	-	-	-
Stastny, Paul	2	0	0	0	0	67	16	25	41	28	25	9	8	17	14
Stephenson, Chandler	2	1	0	1	2	6	1	0	1	2	-	-	-	-	-
Stone, Mark	2	0	2	2	4	12	1	8	9	4	-	-	-	-	-
Theodore, Shea	2	1	0	1	0	11	1	2	3	4	-	-	-	-	-
Tuch, Alex	2	0	0	0	0	7	1	0	1	0	-	-	-	-	-
Whitecloud, Zach	1	0	0	0	0	1	0	0	0	0	-	-	-	-	-
Zykov, Valentin	1	0	0	0	0	3	0	0	0	2	-	-	-	-	-

GOALTENDER	2019-20 SEASON VS.					CAREER VS.					CAREER PLAYOFFS VS.				
	GP	W-L-OT	SO	GA	GAA	GP	W-L-OT	SO	GA	GAA	GP	W-L	SO	GA	GAA
Stalock, Alex	2	1-1-0	1	3	1.54	3	2-1-0	1	5	1.69	-	-	-	-	-
Dubnyk, Devan	-	-	-	-	-	5	4-0-1	0	9	1.77	-	-	-	-	-

GOALTENDER	2019-20 SEASON VS.					CAREER VS.					CAREER PLAYOFFS VS.				
	GP	W-L-OT	SO	GA	GAA	GP	W-L-OT	SO	GA	GAA	GP	W-L	SO	GA	GAA
Fleury, Marc-Andre	2	1-1-0	0	6	3.60	14	4-10-0	0	43	3.31	-	-	-	-	-
Lehner, Robin	1	1-0-0	0	3	3.00	6	3-2-1	1	14	2.59	-	-	-	-	-





PLAYER	2019-20 SEASON VS.					CAREER VS.					CAREER PLAYOFFS VS.				
	GP	G	A	PTS	PIM	GP	G	A	PTS	PIM	GP	G	A	PTS	PIM
Brodin, Jonas	3	0	0	0	0	29	3	6	9	14	5	0	2	2	2
Donato, Ryan	3	0	0	0	0	6	1	2	3	0	-	-	-	-	-
Dumba, Matt	3	0	1	1	2	24	3	5	8	12	5	1	1	2	4
Eriksson Ek, Joel	2	0	2	2	0	9	2	2	4	2	5	0	1	1	0
Fiala, Kevin	3	0	0	0	4	16	4	3	7	8	6	2	0	2	2
Foligno, Marcus	3	1	2	3	2	23	6	8	14	16	5	1	0	1	16
Galchenyuk, Alex	1	0	0	0	0	14	6	7	13	6	-	-	-	-	-
Greenway, Jordan	3	0	0	0	4	8	1	1	2	10	5	1	1	2	0
Hartman, Ryan	3	1	0	1	2	14	3	1	4	4	5	1	1	2	4
Hunt, Brad	3	1	0	1	0	8	2	0	2	2	-	-	-	-	-
Johnson, Luke	1	0	0	0	0	1	0	0	0	0	-	-	-	-	-
Koivu, Mikko	2	0	0	0	0	36	7	17	24	10	5	0	4	4	2
Kunin, Luke	3	1	1	2	9	9	2	3	5	9	-	-	-	-	-
Parise, Zach	3	0	1	1	2	50	20	23	43	18	3	3	0	3	2
Pateryn, Greg	-	-	-	-	-	11	0	3	3	8	-	-	-	-	-
Rask, Victor	2	0	0	0	0	11	3	1	4	4	-	-	-	-	-
Soucy, Carson	3	0	0	0	2	3	0	0	0	2	4	0	0	0	0
Spurgeon, Jared	3	0	0	0	0	32	0	12	12	4	5	0	1	1	0
Staal, Eric	3	1	0	1	0	80	28	39	67	50	5	1	1	2	2
Sturm, Nico	1	0	0	0	0	1	0	0	0	0	-	-	-	-	-
Suter, Ryan	3	0	1	1	0	41	2	9	11	24	-	-	-	-	-
Zuccarello, Mats	3	0	0	0	4	17	5	4	9	16	-	-	-	-	-

GOALTENDER	2019-20 SEASON VS.					CAREER VS.					CAREER PLAYOFFS VS.				
	GP	W-L-OT	SO	GA	GAA	GP	W-L-OT	SO	GA	GAA	GP	W-L	SO	GA	GAA
Stalock, Alex	1	0-1-0	0	6	7.50	9	4-3-0	2	20	2.54	1	0-0	0	1	1.25
Dubnyk, Devan	3	1-1-0	0	6	2.69	24	13-9-1	0	55	2.52	5	1-4	0	14	3.39

PLAYER	2019-20 SEASON VS.					CAREER VS.					CAREER PLAYOFFS VS.				
	GP	G	A	PTS	PIM	GP	G	A	PTS	PIM	GP	G	A	PTS	PIM
Appleton, Mason	3	0	0	0	0	5	0	0	0	0	-	-	-	-	-
Beaulieu, Nathan	1	0	0	0	5	9	0	1	1	11	-	-	-	-	-
Bitetto, Anthony	3	0	2	2	2	9	0	2	2	2	-	-	-	-	-
Bourque, Gabriel	3	0	0	0	0	27	2	2	4	4	-	-	-	-	-
Connor, Kyle	3	1	2	3	0	13	3	7	10	6	5	0	2	2	0
Copp, Andrew	1	0	1	1	0	18	2	3	5	2	5	1	2	3	0
Dahlstrom, Carl	1	0	0	0	0	4	0	0	0	0	-	-	-	-	-
DeMelo, Dylan	2	0	0	0	0	13	0	3	3	10	-	-	-	-	-
Eakin, Cody	1	0	0	0	0	27	3	4	7	4	6	0	4	4	0
Ehlers, Nikolaj	3	1	0	1	4	21	7	4	11	8	4	0	2	2	0
Harkins, Jansen	2	0	1	1	0	2	0	1	1	0	-	-	-	-	-
Heinola, Ville	1	0	0	0	0	1	0	0	0	0	-	-	-	-	-
Kulikov, Dmitry	1	0	0	0	2	19	0	6	6	6	-	-	-	-	-
Laine, Patrik	3	4	2	6	2	17	10	4	14	6	5	2	2	4	0
Letestu, Mark	1	0	0	0	0	17	2	1	3	6	-	-	-	-	-
Little, Bryan	-	-	-	-	-	31	9	12	21	4	5	1	1	2	0
Lowry, Adam	3	0	1	1	0	23	3	5	8	10	5	0	0	0	2
Morrissey, Josh	3	0	4	4	0	15	1	6	7	6	4	0	1	1	0
Niku, Sami	-	-	-	-	-	1	0	0	0	0	-	-	-	-	-
Perreault, Mathieu	2	0	0	0	0	27	8	11	19	10	1	0	0	0	0
Pionk, Neal	3	0	3	3	6	7	0	4	4	6	-	-	-	-	-
Poolman, Tucker	3	0	0	0	4	3	0	0	0	4	2	0	0	0	0
Roslovic, Jack	3	1	0	1	0	9	1	0	1	0	4	0	2	2	0
Sbisa, Luca	2	0	1	1	2	25	1	5	6	18	-	-	-	-	-
Scheifele, Mark	3	2	3	5	2	29	8	15	23	10	5	4	1	5	0
Shaw, Logan	1	1	0	1	0	7	1	0	1	2	-	-	-	-	-
Shore, Nicholas	3	0	0	0	0	11	1	2	3	6	-	-	-	-	-
Wheeler, Blake	3	3	3	6	2	38	14	21	35	18	5	1	3	4	0

GOALTENDER	2019-20 SEASON VS.					CAREER VS.					CAREER PLAYOFFS VS.				
	GP	W-L-OT	SO	GA	GAA	GP	W-L-OT	SO	GA	GAA	GP	W-L	SO	GA	GAA
Brossoit, Laurent	-	-	-	-	-	1	0-0-0	0	1	2.22	-	-	-	-	-
Hellebuyck, Connor	3	2-0-1	1	5	1.65	17	7-6-1	2	38	2.42	5	4-1	2	9	1.94

## 2018 PLAYOFF STATISTICS

#	POS	PLAYER	GP	TOI/G	G	A	PTS	+/-	PIM	PPG	SHG	GWG	SOG	SH%
9	C	Mikko Koivu	5	18:09	0	4	4	-2	2	0	0	0	13	0.0
64	RW	Mikael Granlund	5	18:24	1	2	3	-1	0	1	0	0	6	16.7
11	LW	Zach Parise	3	16:55	3	0	3	0	2	2	0	0	5	60.0
25	D	Jonas Brodin	5	24:42	0	2	2	-3	2	0	0	0	9	0.0
7	C	Matt Cullen	5	11:18	1	1	2	-3	2	0	0	0	4	25.0
24	D	Matt Dumba	5	26:58	1	1	2	-4	4	0	0	1	10	10.0
18	LW	Jordan Greenway	5	14:12	1	1	2	2	0	0	0	0	3	33.3
36	D	Nick Seeler	5	17:23	0	2	2	1	7	0	0	0	5	0.0
12	C	Eric Staal	5	18:24	1	1	2	-3	2	0	0	0	14	7.1
14	C	Joel Eriksson Ek	5	12:46	0	1	1	0	0	0	0	0	10	0.0
17	LW	Marcus Foligno	5	10:43	1	0	1	-2	16	0	0	0	4	25.0
39	D	Nate Prosser	5	14:00	0	1	1	-1	14	0	0	0	2	0.0
46	D	Jared Spurgeon	5	21:48	0	1	1	-4	0	0	0	0	3	0.0
26	LW	Daniel Winnik	5	13:30	0	1	1	0	5	0	0	0	6	0.0
3	C	Charlie Coyle	5	14:06	0	0	0	-3	2	0	0	0	10	0.0
63	LW	Tyler Ennis	1	7:14	0	0	0	-1	0	0	0	0	1	0.0
6	D	Ryan Murphy	1	16:37	0	0	0	0	0	0	0	0	2	0.0
22	RW	Nino Niederreiter	5	15:58	0	0	0	-4	0	0	0	0	9	0.0
37	C	Kyle Rau	1	10:05	0	0	0	-1	0	0	0	0	0	0.0
60	D	Carson Soucy	4	13:33	0	0	0	-3	0	0	0	0	2	0.0
16	LW	Jason Zucker	5	16:26	0	0	0	-4	0	0	0	0	8	0.0
#	GOALTENDER		GP	GS	W	L	SA	SV	SV%	GA	GAA	SO	MIN	PIM
40	Devan Dubnyk		5	5	1	4	152	138	0.908	14	3.39	0	248	0
32	Alex Stalock		1	0	0	0	16	15	0.938	1	1.25	0	48	0



## 2018 PLAYOFF RESULTS


**2018 WESTERN CONFERENCE QUARTERFINAL**  
**#4 MINNESOTA WILD vs. #2 WINNIPEG JETS**  
*Wild loses series, 4-1 (Wild 1-1 at Xcel Energy Center, 0-3 at Winnipeg)*

DATE	OPP.	Scoring By Period	Shots By Period	Power Plays	Penalties/ Minutes	Game-Winning Goal	Goalie (Saves-Shots)	Attn.
G1	MIN	0 0 2 - 2	4 12 4 - 20	0-1	2-4		Dubnyk (37-40)	
4/11	WPG	0 1 2 - 3	13 8 19 - 40	1-2	1-2	Morrow (1)	Hellebuyck (18-20)	*15,321
G2	MIN	0 0 1 - 1	9 5 3 - 17	1-4	9-40		Dubnyk (40-44)	
4/13	WPG	0 1 3 - 4	13 14 17 - 44	0-2	10-42	Stastny (1)	Hellebuyck (16-17)	*15,321
G3	WPG	1 1 0 - 2	7 12 12 - 31	1-5	3-6		HELLEBUYCK (16-22); Mason (7-7)	
4/15	MIN	2 4 0 - 6	13 9 7 - 29	2-3	5-10	Dumba (1)	Dubnyk (29-31)	*19,175
G4	WPG	1 0 1 - 2	7 12 9 - 28	0-1	2-4	Scheifele (1)	Hellebuyck (30-30)	
4/17	MIN	0 0 0 - 0	11 10 9 - 30	0-2	1-2		Dubnyk (26-27)	*19,277
G5	MIN	0 0 0 - 0	9 10 11 - 30	0-3	2-4		DUBNYK (6-10); Stalock (15-16)	
4/20	WPG	4 0 1 - 5	13 7 6 - 26	1-2	3-6	Trouba (1)	Hellebuyck (30-30)	*15,321
TOTALS		Scoring By Period	Shots By Period	Power Plays (Percentage)	Penalties/ Minutes		Goaltenders (Record, Saves-Shots)	
	WPG	6 3 7 - 16	53 53 63 - 169	3-13 (23.1)	19-60		Hellebuyck (4-1,110-119); Mason (0-0, 7-7)	
	MIN	2 4 3 - 9	46 46 34 - 126	3-13 (23.1)	19-60		Dubnyk (1-4, 138-152); Stalock (0-0, 15-16)	

**SERIES NOTES**

The Wild extended its franchise record streak by advancing to the Stanley Cup Playoffs for the sixth consecutive season as Minnesota and Winnipeg met for the first time in the postseason. Minnesota was one of three NHL teams to make the playoffs in each of the last six seasons, joining Anaheim and Pittsburgh (2013-18). The Wild took a 2-1 lead early in the third period of Game 1 on goals from Matt Cullen and Zach Parise, but the Jets responded with third period goals from Patrik Laine and Joe Morrow to claim a 3-2 win. Winnipeg scored the first four goals in Game 2 to claim a 4-1 win. Parise scored for Minnesota in the third period and the teams combined for 76 PIM in the third period. Six different players scored for the Wild in Game 3 to lead the team to a 6-2 win at Xcel Energy Center. Blake Wheeler opened the scoring before Minnesota responded with three straight goals. Parise scored a goal for the third consecutive game, but suffered a fractured sternum in Game 3 and missed the remainder of the series. Mark Scheifele scored both goals in the Jets 2-0 victory in Game 4, tallying a PPG with 28 seconds remaining in the first period and an empty-net tally with 12 seconds remaining in the contest. The Jets scored four times in the first period of Game 5 and earned a 5-0 series-clinching win. Winnipeg outshot Minnesota, 169-126, in the series and both teams went 3-for-13 on the power play. Mikko Koivu led the Wild in scoring with four assists. Parise (3-0=3) and Mikael Granlund (1-2=3) recorded three points each. Devan Dubnyk stopped 138-of-152 shots faced for a 3.39 GAA and a .908 SV%. Scheifele (4-1=5) and Dustin Byfuglien (0-5=5) led the Jets in scoring with five points each. Laine (2-2=4), Paul Stastny (1-3=4) and Wheeler (1-3=4) added four points each. Connor Hellebuyck stopped 110-of-119 shots faced for a 1.94 GAA, a .924 SV% and two shutouts in the series.





# 2017 PLAYOFF STATISTICS

#	POS	PLAYER	GP	TOI/G	G	A	PTS	+/-	PIM	PPG	SHG	GWG	SOG	SH%
11	LW	Zach Parise	5	19:27	2	1	3	-4	8	1	0	0	19	10.5
20	D	Ryan Suter	5	29:06	1	2	3	-3	10	1	0	0	15	6.7
3	C	Charlie Coyle	5	17:11	2	0	2	-1	2	0	0	1	14	14.3
64	C	Mikael Granlund	5	20:32	0	2	2	0	2	0	0	0	10	0.0
9	C	Mikko Koivu	5	20:09	1	1	2	-1	0	1	0	0	6	16.7
25	D	Jonas Brodin	5	19:00	0	1	1	-3	0	0	0	0	5	0.0
19	C	Martin Hanzal	5	18:44	1	0	1	-2	0	0	0	0	10	10.0
56	C	Erik Haula	4	15:24	0	1	1	-2	0	0	0	0	9	0.0
22	RW	Nino Niederreiter	5	15:58	0	1	1	-2	2	0	0	0	7	0.0
29	RW	Jason Pominville	5	14:05	0	1	1	1	0	0	0	0	11	0.0
39	D	Nate Prosser	3	9:47	0	1	1	0	2	0	0	0	4	0.0
46	D	Jared Spurgeon	5	25:20	0	1	1	-1	0	0	0	0	13	0.0
12	C	Eric Staal	5	18:54	0	1	1	-1	0	0	0	0	12	0.0
16	LW	Jason Zucker	5	17:15	1	0	1	-1	2	0	0	0	20	5.0
24	D	Matt Dumba	5	23:53	0	0	0	-1	2	0	0	0	7	0.0
14	C	Joel Eriksson Ek	3	7:34	0	0	0	0	0	0	0	0	5	0.0
5	D	Christian Folin	2	11:23	0	0	0	-2	2	0	0	0	1	0.0
6	D	Marco Scandella	5	22:55	0	0	0	-1	2	0	0	0	10	0.0
7	RW	Chris Stewart	5	7:50	0	0	0	0	0	0	0	0	2	0.0
21	RW	Ryan White	3	7:04	0	0	0	0	4	0	0	0	2	0.0
#	GOALTENDER		GP	GS	W	L	SA	SV	SV%	GA	GAA	SO	MIN	PIM
40		Devan Dubnyk	5	5	1	4	133	123	0.925	10	1.86	1	322	0



# 2017 PLAYOFF RESULTS

2017 WESTERN CONFERENCE QUARTERFINAL																
#2 MINNESOTA WILD vs. #5 ST. LOUIS BLUES																
Wild loses series, 4-1 (Wild 0-3 at Xcel Energy Center, 1-1 at St. Louis)																
DATE	OPP.	Scoring By Period					Shots By Period					Power	Penalties/	Game-Winning	Goalie	Attn.
		1	2	3	OT	F	1	2	3	OT	T	Plays	Minutes	Goal	(Saves-Shots)	
G1	STL	0	1	0	1	2	9	6	6	5	26	0-4	3-6	Edmundson (1)	Allen (51-52)	
4/12	MIN	0	0	1	0	1	10	16	18	8	52	0-3	4-8		Dubnyk (24-26)	*19,168
G2	STL	0	1	1	—	2	5	11	6	—	22	0-2	4-8	Schwartz (1)	Allen (23-24)	
4/14	MIN	0	1	0	—	1	9	8	7	—	24	1-3	3-6		Dubnyk (20-22)	*19,404
G3	MIN	0	1	0	—	1	9	13	19	—	41	0-4	4-8		Dubnyk (28-30)	
4/16	STL	1	1	1	—	3	15	8	8	—	31	1-3	5-10	Schwartz (2)	Allen (40-41)	*19,334
G4	MIN	1	1	0	—	2	11	10	7	—	28	0-2	3-6	Coyle (1)	Dubnyk (28-28)	
4/19	STL	0	0	0	—	0	4	12	12	—	28	0-2	3-6		Allen (26-28)	*19,791
G5	STL	2	0	1	1	4	12	7	5	3	27	0-4	7-14	Paajarvi (1)	Allen (34-37)	
4/22	MIN	1	0	2	0	3	9	13	13	2	37	2-6	5-10		Dubnyk (23-27)	*19,228
TOTALS		Scoring By Period					Shots By Period					Power Plays	Penalties/	Goaltenders		
		1	2	3	OT	F	1	2	3	OT	T	(Percentage)	Minutes	(Record, Saves-Shots)		
	STL	3	3	3	2	11	45	44	37	8	134	1-15 (6.7)	22-44	Allen (4-1, 174-182)		
	MIN	2	3	3	0	8	48	60	64	10	182	3-18 (16.7)	19-38	Dubnyk (1-4, 123-133)		

## SERIES NOTES

The Wild advanced to the Stanley Cup Playoffs for the fifth consecutive year. Minnesota and St. Louis met for the second time in the Stanley Cup Playoffs. The Wild defeated St. Louis in six games in the first round of the 2015 Stanley Cup Playoffs. The Wild began a series at Xcel Energy Center for the third time in franchise history, the first since the 2008 Western Conference Quarterfinal. Minnesota registered 52 shots on goal in Game 1 — the most shots on goal during any game in team history, regular-season or playoffs — but Joel Edmundson scored 17:48 into overtime to lift the Blues to a 2-1 OT victory in Saint Paul. Jaden Schwartz scored with 2:27 left in regulation to lead the Blues to a 2-1 victory in Game 2. The series shifted to St. Louis in Game 3, where Alexander Steen secured the 3-1 win with an empty-net goal for the Blues. Devan Dubnyk posted a 28-save shutout as the Wild claimed a 2-0 Game 4 victory. The series ended after Magnus Paajarvi scored 9:42 into overtime to lift the Blues to a 4-3 overtime win in Game 5 at Xcel Energy Center. The Wild outshot the Blues in the series, 182-134. Minnesota killed 14-of-15 power-play opportunities in the series, while scoring three goals on 18 power-play chances. Jake Allen allowed eight goals in five games, recording a 1.47 GAA and .956 SV%, while Devan Dubnyk registered a 1.86 GAA and a .925 SV%. Jaden Schwartz led the series with five points (2-3=5), while Alexander Steen posted four points (2-2=4). Zach Parise (2-1=3) and Ryan Suter (1-2=3) led the Wild in scoring, while Parise and Charlie Coyle led the team with two goals each.





# 2016 PLAYOFF STATISTICS

#	POS	PLAYER	GP	TOI/G	G	A	PTS	+/-	PIM	PPG	SHG	GWG	SOG	SH%
29	RW	Jason Pominville	6	15:56	4	3	7	0	6	0	0	0	16	25.0
22	RW	Nino Niederreiter	6	15:26	1	5	6	1	4	0	0	0	19	5.3
9	C	Mikko Koivu	6	21:29	3	2	5	0	2	1	0	2	14	21.4
46	D	Jared Spurgeon	6	26:00	2	3	5	1	4	2	0	0	10	20.0
56	C	Erik Haula	5	18:15	1	3	4	0	2	0	0	0	11	9.1
25	D	Jonas Brodin	6	20:36	1	2	3	3	0	0	0	0	1	100.0
64	C	Mikael Granlund	6	22:22	1	2	3	-2	0	0	0	0	22	4.5
20	D	Ryan Suter	6	29:17	0	3	3	3	4	0	0	0	10	0.0
3	C	Charlie Coyle	6	18:50	1	1	2	-4	6	0	0	0	13	7.7
24	D	Matt Dumba	6	14:31	0	2	2	-2	6	0	0	0	5	0.0
16	LW	Jason Zucker	6	13:56	0	2	2	-4	2	0	0	0	3	0.0
12	RW	David Jones	6	12:54	0	1	1	0	0	0	0	0	3	0.0
7	LW	Chris Porter	6	10:14	1	0	1	0	0	0	0	0	4	25.0
39	D	Nate Prosser	6	11:54	0	1	1	-6	0	0	0	0	2	0.0
6	D	Marco Scandella	6	19:34	1	0	1	-7	4	1	0	0	12	8.3
10	C	Jordan Schroeder	2	11:33	1	0	1	-1	0	0	0	0	2	50.0
18	LW	Ryan Carter	2	10:04	0	0	0	-1	10	0	0	0	1	0.0
27	C	Zac Dalpe	3	8:09	0	0	0	-1	0	0	0	0	0	0.0
14	RW	Justin Fontaine	4	13:21	0	0	0	-1	0	0	0	0	4	0.0
63	RW	Kurtis Gabriel	4	5:25	0	0	0	0	0	0	0	0	2	0.0
19	C	Jarret Stoll	4	9:07	0	0	0	-1	4	0	0	0	2	0.0
#	GOALTENDER		GP	GS	W	L	SA	SV	SV%	GA	GAA	SO	MIN	PIM
40		Devan Dubnyk	6	6	2	4	163	143	0.877	20	3.34	0	359	0



# 2016 PLAYOFF RESULTS



2016 WESTERN CONFERENCE QUARTERFINAL																
#8 MINNESOTA WILD vs. #1 DALLAS STARS																
Wild loses series, 4-2 (Wild 1-2 at Xcel Energy Center, 1-2 at Dallas)																
		Scoring By Period					Shots By Period					Power	Penalties/	Game-Winning	Goalie	
DATE	OPP.	1	2	3	OT	F	1	2	3	OT	T	Plays	Minutes	Goal	(Saves-Shots)	Attn.
G1	MIN	0	0	0	—	0	2	11	9	—	22	0-2	6-12		Dubnyk (28-31)	
4/14	DAL	0	2	2	—	4	14	8	10	—	32	1-6	2-4	Faksa (1)	Lehtonen (22-22)	*18,532
G2	MIN	0	0	1	—	1	7	11	8	—	26	1-5	6-20		Dubnyk (26-28)	
4/16	DAL	0	1	1	—	2	14	10	4	—	28	0-5	5-10	Ja. Benn (1)	Lehtonen (25-26)	*18,988
G3	DAL	2	0	1	—	3	6	4	7	—	17	0-2	3-6		Lehtonen (20-24)	
4/18	MIN	1	2	2	—	5	10	8	7	—	25	1-2	3-6	Koivu (1)	Dubnyk (14-17)	*19,038
G4	DAL	0	3	0	—	3	10	10	2	—	22	2-2	4-10	Spezza (1)	Niemi (28-30)	
4/20	MIN	0	2	0	—	2	9	7	14	—	30	0-3	3-6		Dubnyk (19-22)	*19,080
G5	MIN	2	0	2	1	5	7	10	5	2	24	0-0	3-6	Koivu (2)	Dubnyk (37-41)	
4/22	DAL	1	0	3	0	4	12	11	15	3	41	0-2	1-2		Niemi (19-24)	*18,889
G6	DAL	3	1	1	—	5	13	5	6	—	24	1-2	4-8	Goligoski (1)	Lehtonen (25-29)	
4/24	MIN	0	0	4	—	4	6	7	16	—	29	2-4	2-4		Dubnyk (19-24)	*19,310
		Scoring By Period					Shots By Period					Power Plays	Penalties/	Goaltenders		
TOTALS		1	2	3	OT	F	1	2	3	OT	T	(Percentage)	Minutes		(Record, Saves-Shots)	
	DAL	6	7	8	0	21	69	48	44	3	164	4-19 (21.1)	19-40	Lehtonen (3-1, 92-101); Niemi (1-1, 47-54)		
	MIN	3	4	9	1	17	41	54	59	2	156	4-16 (25.0)	23-54	Dubnyk (2-4, 143-163)		

## SERIES NOTES

Minnesota faced the Dallas Stars for the first time in the Stanley Cup Playoffs. The meeting marked the fourth straight postseason Minnesota played the Central Division champion in the opening round. After posting a shutout win in Game 1 and extending its series lead to 2-0 after the first pair of games in Dallas, the Stars scored twice in the first 4:10 of Game 3 in Saint Paul before Minnesota earned a comeback victory. Dallas claimed a Game 4 win in Minnesota before Mikko Koivu scored an overtime goal to help Minnesota to a Game 5 victory in Dallas. The Stars opened Game 6 with four goals before Minnesota scored four times in the third period, but Alex Goligoski's marker served as the series-winner in Saint Paul. Jason Pominville led Minnesota in points and tied for the series lead in goals (4-3=7), including a three-point performance (2-1=3) in the Game 3 victory. Nino Niederreiter led the Wild in assists and ranked second on the club with six points (1-5=6) — all tallied in a four-game streak to end the series. Devan Dubnyk set the Wild franchise record for all-time playoff games and starts with his 12th contest in Game 2 before stopping a career-high 37 shots on a career-high 41 shots faced in Game 5 — becoming Minnesota's franchise record holder for most career playoff wins with his sixth victory. Jamie Benn led the series in points and assists (4-6=10) and tied for most goals alongside his teammate Jason Spezza, who ranked second in the series with nine points (4-5=9). Kari Lehtonen led Dallas with a 3-1 record in four games played, including the series-clinching Game 6 victory, while Antti Niemi posted a 1-1 record after starting Games 4 and 5.





#	POS	PLAYER	GP	TOI/G	G	A	PTS	+/-	PIM	PPG	SHG	GWG	SOG	SH%
11	LW	Zach Parise	10	18:53	4	6	10	0	4	1	1	0	20	20.0
64	C	Mikael Granlund	10	17:50	2	4	6	2	0	0	0	1	18	11.1
29	RW	Jason Pominville	10	17:29	3	3	6	-1	0	2	0	1	33	9.1
22	RW	Nino Niederreiter	10	15:06	4	1	5	-2	10	0	0	1	19	21.1
55	D	Matt Dumba	10	16:05	2	2	4	-1	2	2	0	0	15	13.3
9	C	Mikko Koivu	10	18:13	1	3	4	-4	2	1	0	0	14	7.1
46	D	Jared Spurgeon	10	21:20	1	3	4	0	4	1	0	0	11	9.1
26	LW	Thomas Vanek	10	14:12	0	4	4	-7	2	0	0	0	19	0.0
6	D	Marco Scandella	10	20:44	2	1	3	4	0	0	0	0	17	11.8
20	D	Ryan Suter	10	26:59	0	3	3	-8	0	0	0	0	13	0.0
16	LW	Jason Zucker	10	14:11	2	1	3	-1	2	0	0	0	21	9.5
24	LW	Matt Cooke	7	11:08	0	2	2	1	4	0	0	0	8	0.0
3	C	Charlie Coyle	10	14:22	1	1	2	-3	0	0	0	0	14	7.1
14	RW	Justin Fontaine	6	10:45	1	1	2	0	2	0	0	1	4	25.0
44	RW	Chris Stewart	8	15:59	0	2	2	-3	2	0	0	0	9	0.0
56	LW	Erik Haula	2	10:59	1	0	1	1	0	0	0	0	4	25.0
23	LW	Sean Bergenheim	3	10:09	0	0	0	-2	0	0	0	0	1	0.0
25	D	Jonas Brodin	10	21:53	0	0	0	-2	0	0	0	0	3	0.0
21	C	Kyle Brodziak	10	12:30	0	0	0	-3	2	0	0	0	12	0.0
18	C	Ryan Carter	1	6:18	0	0	0	0	0	0	0	0	0	0.0
33	D	Jordan Leopold	9	12:00	0	0	0	-3	0	0	0	0	7	0.0
39	D	Nate Prosser	1	4:02	0	0	0	-1	2	0	0	0	0	0.0
10	C	Jordan Schroeder	3	11:14	0	0	0	0	0	0	0	0	5	0.0
#	GOALTENDER		GP	GS	W	L	SA	SV	SV%	GA	GAA	SO	MIN	PIM
40	Devan Dubnyk		10	10	4	6	260	236	0.908	24	2.53	1	570	0
35	Darcy Kuemper		1	0	0	0	9	9	1.000	0	0	0	23	0



### 2015 WESTERN CONFERENCE QUARTERFINAL #6 MINNESOTA WILD vs. #2 ST. LOUIS BLUES Wild wins series, 4-2 (Wild 2-1 at Xcel Energy Center, 2-1 at St. Louis)

DATE	OPP.	Scoring By Period	Shots By Period	Power Plays	Penalties/ Minutes	Game-Winning Goal	Goalie (Saves-Shots)	Attn.
G1	MIN	1 1 2 - 4	7 14 8 - 29	2-4	2-4	Granlund (1)	Dubnyk (19-21)	
4/16	STL	0 0 2 - 2	7 4 10 - 21	0-2	5-18		Allen (25-27)	*19,671
G2	MIN	0 0 1 - 1	7 10 8 - 25	0-1	3-6		Dubnyk (23-26)	
4/18	STL	2 0 2 - 4	9 10 8 - 27	1-3	1-2	Tarasenko(1)	Allen (24-25)	*19,243
G3	STL	0 0 0 - 0	4 6 7 - 17	0-0	4-16		Allen (21-23)	
4/20	MIN	0 2 1 - 3	9 11 4 - 24	0-3	0-0	Pominville (1)	Dubnyk (17-17)	*19,165
G4	STL	3 3 0 - 6	10 8 8 - 26	0-2	1-2	Tarasenko (2)	Allen (17-18)	
4/22	MIN	0 1 0 - 1	4 6 8 - 18	1-1	2-4	DUBNYK (11-17); Kuemper (9-9)	Dubnyk (36-37)	*19,390
G5	MIN	1 2 1 - 4	3 13 3 - 19	1-2	3-6	Niederreiter (1)	Dubnyk (36-37)	
4/24	STL	1 0 0 - 1	12 6 19 - 37	1-2	3-6		Allen (15-19)	*19,653
G6	STL	0 1 0 - 1	4 15 12 - 31	0-2	2-4		ALLEN (11-13); Elliott (6-7)	
4/26	MIN	1 1 2 - 4	10 7 4 - 21	0-1	3-6	Fontaine (1)	Dubnyk (30-31)	*19,318
TOTALS		Scoring By Period	Shots By Period	Power Plays (Percentage)	Penalties/ Minutes		Goaltenders (Record, Saves-Shots)	
	STL	6 4 4 - 14	46 49 64 - 159	2-11 (18.2)	16-48		Allen (2-4, 113-125); Elliott (0-0, 6-7)	
	MIN	3 7 7 - 17	40 61 35 - 136	4-12 (33.3)	13-26		Dubnyk (4-2, 136-196); Kuemper (0-0, 9-9)	

#### SERIES NOTES

For the first time in franchise history, Minnesota clinched a playoff series with a home-ice victory, defeating the St. Louis Blues in Game 6 of the first-round series at Xcel Energy Center. The win also marked the first time Minnesota won a playoff series in fewer than seven games, with its three previous series-clinching victories coming on the road in a Game 7. Zach Parise led the Wild with seven points (3-4=7) in the series, while his linemates Jason Pominville (2-3=5) and Mikael Granlund (1-4=5) ranked T-2nd with five points each. Nino Niederreiter scored three goals in the series to tie Parise for the team lead and ranked fourth on the Wild with four points during the series. Niederreiter scored the winner in Game 5 to become the Wild's all-time leader in playoff GWG (3). In his first NHL postseason, Devan Dubnyk recorded a 2.32 GAA and .913 SV% while going 4-2 in the series, including a 17-save shutout in Game 3. Over the six-game series, the Wild posted a 33.3 percent success rating on the power play (4-of-12) and added one shorthanded goal (Parise). St. Louis defenseman Kevin Shattenkirk led the series with eight points (0-8=8), while Vladimir Tarasenko totaled seven points (6-1=7), including a Game 2 hat trick. Jake Allen went 2-4 for the Blues, posting a 2.20 GAA and a .904 SV%. The Wild led the Blues in both hits (149 to 134) and blocked shots (102 to 79) in the series.

### 2015 WESTERN CONFERENCE SEMIFINAL #6 MINNESOTA WILD vs. #4 CHICAGO BLACKHAWKS Wild loses series, 4-0 (Wild 0-2 at Xcel Energy Center, 0-2 at Chicago)

DATE	OPP.	Scoring By Period	Shots By Period	Power Plays	Penalties/ Minutes	Game-Winning Goal	Goalie (Saves-Shots)	Attn.
G1	MIN	0 3 0 - 3	13 12 8 - 33	1-3	1-2		Dubnyk (31-35)	
5/1	CHI	3 1 0 - 4	8 12 15 - 35	0-1	3-6	Teravainen (1)	Crawford (30-33)	*21,851
G2	MIN	0 0 1 - 1	6 10 15 - 31	1-2	2-4		Dubnyk (27-30)	
5/3	CHI	0 2 2 - 4	9 12 10 - 31	0-2	2-4	Kane (1)	Crawford (30-31)	*21,934
G3	CHI	1 0 0 - 1	9 9 4 - 22	1-1	3-6		Crawford (30-30)	
5/5	MIN	0 0 0 - 0	8 12 10 - 30	0-3	1-2	Kane (2)	Dubnyk (21-22)	*19,349
G4	CHI	1 1 2 - 4	8 10 7 - 25	1-2	3-6		Crawford (34-37)	
5/7	MIN	0 1 2 - 3	8 18 11 - 37	1-3	2-4	Hossa (1)	Dubnyk (21-24)	*19,163
TOTALS		Scoring By Period	Shots By Period	Power Plays (Percentage)	Penalties/ Minutes		Goaltenders (Record, Saves-Shots)	
	CHI	5 4 4 - 13	34 43 36 - 113	2-6 (33.3)	11-22		Crawford (4-0, 124-131)	
	MIN	0 4 3 - 7	35 52 44 - 131	3-11 (27.3)	6-12		Dubnyk (0-4, 100-111)	

#### SERIES NOTES

For the first time in team history, Minnesota advanced to the second round of the Stanley Cup Playoffs in back-to-back seasons. The Blackhawks earned a series sweep en route to the 2015 Stanley Cup Championship. With three points (1-2=3) in the series, Zach Parise became the Wild's all-time playoff points leader, totaling 25 points (9-16=25) in 33 playoff games with Minnesota. Defenseman Matt Dumba, playing in his first NHL postseason, tied Parise as the Wild's leaders in points during the series (1-2=3). Devan Dubnyk posted a 2.82 GAA and .901 SV% in the series. Patrick Kane led the series in both goals and points (5-1=6), while Patrick Sharp ranked second on the Blackhawks with four points (1-3=4). Corey Crawford went 4-0 in net, posting a 1.75 GAA and a .947 SV% during the series, including a 30-save shutout in Game 3. Minnesota outshot Chicago, 122-90, while each team registered 54 blocked shots in the series.

#	POS	PLAYER	GP	TOI/G	G	A	PTS	+/-	PIM	PPG	SHG	GWG	SOG	SH%
11	LW	Zach Parise	13	20:28	4	10	14	-3	6	2	0	1	49	8.2
29	RW	Jason Pominville	13	18:15	2	7	9	-3	0	0	0	0	32	6.3
64	C	Mikael Granlund	13	18:01	4	3	7	3	2	0	0	1	35	11.4
56	C	Erik Haula	13	14:12	4	3	7	2	0	0	0	1	29	13.8
3	C	Charlie Coyle	13	17:50	3	4	7	-2	6	1	0	1	23	13.0
20	D	Ryan Suter	13	29:13	1	6	7	-5	4	1	0	0	29	3.4
9	C	Mikko Koivu	13	20:31	1	6	7	-4	10	0	0	0	30	3.3
46	D	Jared Spurgeon	13	24:03	3	3	6	0	2	1	0	0	22	13.6
22	RW	Nino Niederreiter	13	14:39	3	3	6	0	8	0	0	2	22	13.6
21	C	Kyle Brodziak	12	13:15	3	3	6	-2	2	0	0	0	15	20.0
15	LW	Dany Heatley	11	11:32	1	5	6	6	4	0	0	0	9	11.1
6	D	Marco Scandella	13	21:28	2	1	3	4	0	0	1	0	20	10.0
4	D	Clayton Stoner	13	12:16	1	2	3	2	26	0	0	0	13	7.7
26	LW	Matt Moulson	10	14:59	1	2	3	0	4	0	0	0	21	4.8
24	LW	Matt Cooke	6	15:59	0	3	3	1	8	0	0	0	4	0.0
14	RW	Justin Fontaine	9	11:06	1	1	2	0	2	0	0	0	13	7.7
25	D	Jonas Brodin	13	23:37	0	2	2	3	12	0	0	0	11	0.0
8	C	Cody McCormick	13	8:16	1	0	1	1	14	0	0	0	6	16.7
39	D	Nate Prosser	10	12:31	0	0	0	2	12	0	0	0	7	0.0
2	D	Keith Ballard	3	10:44	0	0	0	-2	0	0	0	0	2	0.0
19	LW	Stephane Veilleux	4	7:17	0	0	0	1	4	0	0	0	4	0.0
#	GOALTENDER		GP	GS	W	L	SA	SV	SV%	GA	GAA	SO	MIN	PIM
37	Darcy Kuemper		6	5	3	1	127	116	0.913	11	2.03	1	325	0
30	Ilya Bryzgalov		9	8	3	6	182	161	0.885	21	2.63	1	479	0



### 2014 WESTERN CONFERENCE QUARTERFINAL

#### #7 MINNESOTA WILD vs. #2 COLORADO AVALANCHE

Wild wins series, 4-3 (Wild 3-0 at Xcel Energy Center, 1-3 at Colorado)

DATE	OPP.	Scoring By Period	Shots By Period	Power Plays	Penalties/ Minutes	Game-Winning Goal	Goalie (Saves-Shots)	Attn.
G1	MIN	1 3 0 0 4	7 12 11 3 33	1-2	5-12		Bryzgalov (26-31)	
4/17	COL	1 1 2 1 5	8 6 14 3 31	0-4	5-10	Stastny (1)	Varlamov (29-33)	*18,074
G2	MIN	1 0 1 - 2	10 9 13 - 32	0-3	4-16		BRYZGALOV (11-14); Kuemper (14-14)	
4/19	COL	1 2 1 - 4	11 9 9 - 29	1-3	4-16	Landeskog (1)	Varlamov (30-32)	*18,402
G3	COL	0 0 0 0 0	8 7 5 2 22	0-4	7-14		Varlamov (45-46)	
4/21	MIN	0 0 0 1 1	22 9 13 2 46	0-3	8-16	Granlund (1)	Kuemper (22-22)	*19,221
G4	COL	0 1 0 - 1	3 4 5 - 12	0-4	4-8		Varlamov (30-32)	
4/24	MIN	1 1 0 - 2	14 11 7 - 32	1-4	4-8	Coyle (1)	Kuemper (11-12)	*19,396
G5	MIN	0 1 2 0 3	11 9 10 2 32	0-3	4-8		Kuemper (31-35)	
4/26	COL	0 2 1 1 4	8 12 12 3 35	0-3	4-8	MacKinnon (1)	Varlamov (29-32)	*18,418
G6	COL	1 1 0 - 2	6 14 3 - 23	1-4	8-32		Varlamov (18-21)	
4/28	MIN	2 0 3 - 5	9 6 8 - 23	1-3	9-34	Parise (1)	Kuemper (21-23)	*19,314
G7	MIN	1 1 2 1 5	12 8 10 5 35	0-3	3-6	Niederreiter (1)	Kuemper (17-21); BRYZGALOV (1-1)	
4/30	COL	2 0 2 0 4	9 5 7 1 22	1-3	3-6		Varlamov (30-35)	*18,511
TOTALS		Scoring By Period	Shots By Period	Power Plays (Percentage)	Penalties/ Minutes		Goaltenders (Record, Saves-Shots)	
	COL	5 7 6 2 20	53 57 55 9 174	3-25 (12.0)	35-94		Varlamov (3-4, 211-231)	
	MIN	6 6 8 2 22	85 64 72 12 233	3-21 (14.3)	37-92	Bryzgalov (1-2, 38-46); Kuemper (3-1, 116-127)		

#### SERIES NOTES

With a 5-4 overtime victory in Game 7, the Wild became the first team in NHL history to record four score-tying goals in a Game 7 (Elias Sports Bureau). Nino Niederreiter scored two goals, including the winner 5:02 into overtime, and added an assist in Game 7 – the fourth-youngest player to ever net a total three points in a Game 7. Zach Parise led the Wild with 10 points (3-7=10) against the Avalanche, a career high for points in a series. He set a playoff career high and a Wild playoff single-game record with four points (2-2=4) in Game 6. Parise also set a franchise record for fastest goal to start a playoff game, scoring 49 seconds into Game 6 and tallied the game winner. Before being held pointless in Game 7, he had a career-best six-game playoff point streak. Darcy Kuemper went 3-1 in five starts posting a 2.03 GAA and a .913 SV%. Ilya Bryzgalov went 1-2 in two starts with a 3.72 GAA and a 4.25 GAA. Bryzgalov earned the Game 7 win by stopping the only shot he faced (in overtime) in relief of Kuemper, who left the game with 8:13 left in regulation. Kuemper stopped all 22 shots in Game 3 to become the first Wild goalie to record a playoff shutout. Mikael Granlund earned his first career playoff point by scoring the overtime winner in Game 3, becoming only the fifth NHL player in the last 75 years to score his first career playoff goal in a 1-0 overtime game. Nathan MacKinnon (2-8=10) and Paul Stastny (5-5=10) led the Avalanche in scoring with 10 points each. Semyon Varlamov posted a 2.78 GAA and a .913 SV% in seven starts. The Wild outshot the Avalanche 233-174 and outhit Colorado 194-188 in the series.

### 2014 WESTERN CONFERENCE SEMIFINAL

#### #7 MINNESOTA WILD vs. #5 CHICAGO BLACKHAWKS

Wild loses series, 4-2 (Wild 2-1 at Xcel Energy Center, 0-3 at Chicago)

DATE	OPP.	Scoring By Period	Shots By Period	Power Plays	Penalties/ Minutes	Game-Winning Goal	Goalie (Saves-Shots)	Attn.
G1	MIN	0 0 2 - 2	8 17 7 - 32	0-3	3-8		Bryzgalov (17-21)	
5/2	CHI	1 1 3 - 5	13 3 6 - 22	2-4	3-6	Kane (2)	Crawford (30-32)	*22,116
G2	MIN	0 0 1 - 1	2 13 4 - 19	0-1	2-4		Bryzgalov (18-21)	
5/4	CHI	1 1 2 - 4	7 8 7 - 22	0-2	1-2	Saad (1)	Crawford (18-19)	*22,018
G3	CHI	0 0 0 - 0	7 8 4 - 19	0-2	4-8		Crawford (14-17)	
5/6	MIN	0 0 4 - 4	5 5 8 - 18	1-4	2-4	Haula (1)	Bryzgalov (19-19)	*19,416
G4	CHI	1 1 0 - 2	4 9 7 - 20	0-2	5-10		Crawford (27-31)	
5/9	MIN	1 2 1 - 4	7 18 6 - 31	1-5	2-4	Niederreiter (2)	Bryzgalov (18-20)	*19,405
G5	MIN	1 0 0 - 1	8 6 14 - 28	0-1	2-4		Bryzgalov (26-28)	
5/11	CHI	0 1 1 - 2	6 15 7 - 28	1-2	1-2	Toews (4)	Crawford (27-28)	*22,016
G6	CHI	1 0 0 1 2	8 8 6 5 27	0-1	3-6		Crawford (34-35)	
5/13	MIN	0 1 0 0 1	9 14 7 5 35	0-3	1-2		Bryzgalov (25-27)	*19,396
TOTALS		Scoring By Period	Shots By Period	Power Plays (Percentage)	Penalties/ Minutes		Goaltenders (Record, Saves-Shots)	
	CHI	4 4 6 1 15	45 51 37 5 138	3-13 (23.1)	17-34		Crawford (4-2, 150-162)	
	MIN	2 3 8 0 13	39 73 46 5 163	2-17 (11.8)	12-26		Bryzgalov (2-4, 123-136)	

#### SERIES NOTES

Minnesota advanced to the second round of the Stanley Cup Playoffs for the first time since 2003, but for the second straight year the team's season ended with a loss to the Blackhawks in the playoffs when Patrick Kane scored at 9:42 of overtime in Game 6. The loss was the first at home during the 2014 playoffs for the Wild. Erik Haula led Minnesota with three goals and five points against Chicago. Mikael Granlund registered two goals for the Wild. Ilya Bryzgalov posted a 2.13 GAA, a .904 SV% and one shutout in six starts. Marian Hossa led the Blackhawks in scoring with nine points (1-8=9). Bryan Bickell recorded a team-best four goals and ranked second in scoring with six points (4-2=6). Corey Crawford registered a 1.97 GAA and a .926 SV% in six starts. Minnesota set a franchise record with 48 hits in Game 5 at Chicago and outhit the Blackhawks 181-105 in the series.



# 2013 PLAYOFF STATISTICS

#	POS	PLAYER	GP	TOI/G	G	A	PTS	+/-	PIM	PPG	SHG	GWG	SOG	SH%
7	C	Matt Cullen	5	19:07	0	3	3	1	2	0	0	0	8	0.0
16	LW	Jason Zucker	5	13:29	1	1	2	1	0	0	0	1	11	9.1
22	RW	Cal Clutterbuck	5	15:51	1	1	2	0	4	0	0	0	11	9.1
96	RW	Pierre-Marc Bouchard	5	14:36	1	1	2	2	0	0	0	0	10	10
6	D	Marco Scandella	5	18:01	1	1	2	-1	0	0	0	0	6	16.7
21	C	Kyle Brodziak	5	20:40	0	2	2	0	4	0	0	0	9	0.0
63	C	Charlie Coyle	5	18:09	0	2	2	-4	2	0	0	0	11	0.0
17	C	Torrey Mitchell	5	11:24	1	0	1	-4	0	0	0	0	8	12.5
10	RW	Devin Setoguchi	5	16:04	1	0	1	-2	0	0	0	0	12	8.3
11	LW	Zach Parise	5	21:23	1	0	1	-7	2	0	0	0	17	5.9
4	D	Clayton Stoner	1	8:18	0	1	1	1	0	0	0	0	0	0.0
9	C	Mikko Koivu	5	20:30	0	0	0	-6	8	0	0	0	11	0.0
29	RW	Jason Pominville	2	13:32	0	0	0	-1	0	0	0	0	4	0.0
19	LW	Stephane Veilleux	2	7:31	0	0	0	0	0	0	0	0	1	0.0
25	D	Jonas Brodin	5	26:23	0	0	0	-3	0	0	0	0	3	0.0
28	C	Zenon Konopka	2	9:52	0	0	0	-2	0	0	0	0	2	0.0
77	D	Tom Gilbert	5	16:16	0	0	0	-2	2	0	0	0	0	0.0
44	D	Justin Falk	4	11:33	0	0	0	-3	2	0	0	0	0	0.0
20	D	Ryan Suter	5	31:37	0	0	0	-5	4	0	0	0	5	0.0
27	C	Mike Rupp	4	6:38	0	0	0	-3	12	0	0	0	2	0.0
46	D	Jared Spurgeon	5	21:15	0	0	0	-3	2	0	0	0	8	0.0
#	GOALTENDER		GP	GS	W	L	SA	SV	SV%	GA	GAA	SO	MIN	PIM
37	Josh Harding		5	5	1	4	135	123	0.911	12	2.94	0	245	0
35	Darcy Kuemper		2	0	0	0	33	29	0.879	4	3.29	0	73	0



# 2013 PLAYOFF RESULTS

2013 WESTERN CONFERENCE QUARTERFINAL																	
#8 MINNESOTA WILD vs. #1 CHICAGO BLACKHAWKS																	
Wild loses series 4-1 (Wild 1-1 at Xcel Energy Center, 0-3 at Chicago)																	
DATE	OPP.	Scoring By Period					Shots By Period					Power Plays	Penalties/ Minutes	Game-Winning Goal	Goalie (Saves-Shots)	Attn.	
G1	MIN	1	0	0	0	1	6	7	7	7	27	0-4	3-6			Harding (35-37)	
4/30	CHI	0	1	0	1	2	6	10	12	9	37	1-3	4-8	Bickell		Crawford (26-27)	*21,428
G2	MIN	0	1	1	—	2	7	15	6	—	28	0-2	5-10			Harding (43-47)	
5/3	CHI	1	1	3	—	5	17	14	17	—	48	0-4	3-6	Sharp		Crawford (26-28)	*22,012
G3	CHI	1	0	1	0	2	9	8	8	2	27	0-2	4-8			Crawford (34-37)	
5/5	MIN	1	0	1	1	3	15	14	7	1	37	0-3	3-6	Zucker (1)		Harding (25-27)	*19,238
G4	CHI	1	1	1	—	3	6	11	7	—	24	0-2	6-12	Sharp		Crawford (25-25)	
5/7	MIN	0	0	0	—	0	7	6	12	—	25	0-6	2-4		HARDING (5-6); Kuemper (16-18)	*19,378	
G5	MIN	0	1	0	—	1	10	8	4	—	22	0-2	5-18		HARDING (15-18); Kuemper (13-15)		
5/9	CHI	1	3	1	—	5	10	13	10	—	33	1-2	3-6	Sharp		Crawford (21-22)	*21,597
TOTALS		Scoring By Period					Shots By Period					Power Plays (Percentage)	Penalties/ Minutes			Goaltenders (Record, Saves-Shots)	
	CHI	4	6	6	1	17	48	56	54	11	169	2-13 (15.4)	20-40			Crawford (4-1, 132-139)	
	MIN	2	2	2	1	7	45	50	36	8	139	0-17 (0.0)	18-44	Harding (1-4, 123-135); Kuemper (0-0, 29-33)			

## SERIES NOTES

The Wild fell to Chicago in five games in the Western Conference Quarterfinal series. It was the fourth all-time postseason appearance for Minnesota. Matt Cullen led the Wild in points (0-3=3), while seven different Wild players scored one goal. After Niklas Backstrom was hurt in warm-ups of Game 1, Josh Harding started all five games. Patrick Sharp had three GWG in the series for Chicago. Jason Zucker became the first Wild rookie to record an overtime goal in the playoffs, scoring in Game 3 at Xcel Energy Center. Chicago went on to win the Stanley Cup.





#	POS	PLAYER	GP	TOI/G	G	A	PTS	+/-	PIM	PPG	SHG	GWG	SOG	SH%
12	LW	Brian Rolston	6	22:26	2	4	6	4	8	0	1	0	31	6.5
9	C	Mikko Koivu	6	21:56	4	1	5	0	4	0	1	0	20	20.0
96	RW	Pierre-Marc Bouchard	6	17:46	2	2	4	1	2	1	0	1	18	11.1
38	RW	Pavol Demitra	6	21:08	1	2	3	0	2	1	0	0	15	6.7
17	LW	Todd Fedoruk	6	13:37	1	1	2	-2	16	1	0	0	5	20.0
3	D	Keith Carney	6	15:12	1	1	2	2	0	0	0	1	2	50.0
8	D	Brent Burns	6	27:34	0	2	2	0	6	0	0	0	17	0.0
34	LW	Aaron Voros	5	10:39	1	0	1	-1	16	0	0	0	10	10.0
5	D	Kim Johnsson	6	28:08	0	1	1	-1	18	0	0	0	12	0.0
15	C	James Sheppard	6	10:36	0	1	1	-1	4	0	0	0	4	0.0
10	RW	Marian Gaborik	6	21:51	0	1	1	-3	4	0	0	0	25	0.0
33	D	Petteri Nummelin	4	16:16	0	1	1	-1	0	0	0	0	10	0.0
19	LW	Stephane Veilleux	6	15:42	0	0	0	-2	27	0	0	0	13	0.0
24	LW	Derek Boogaard	6	4:48	0	0	0	-1	24	0	0	0	0	0.0
41	D	Martin Skoula	6	26:40	0	0	0	-1	0	0	0	0	3	0.0
25	C	Eric Belanger	6	18:34	0	0	0	-1	4	0	0	0	9	0.0
6	D	Sean Hill	5	10:53	0	0	0	-2	4	0	0	0	1	0.0
92	RW	Branko Radivojevic	2	14:35	0	0	0	0	0	0	0	0	2	0.0
11	LW	Chris Simon	2	6:54	0	0	0	-1	0	0	0	0	0	0.0
2	D	Erik Reitz	2	6:17	0	0	0	-1	0	0	0	0	0	0.0
55	D	Nick Schultz	1	16:11	0	0	0	0	0	0	0	0	0	0.0
21	RW	Mark Parrish	1	5:04	0	0	0	0	0	0	0	0	1	0.0
67	LW	Benoit Pouliot	1	10:16	0	0	0	1	0	0	0	0	2	0.0
83	RW	Matt Foy	1	6:49	0	0	0	0	0	0	0	0	0	0.0
#	GOALTENDER		GP	GS	W	L	SA	SV	SV%	GA	GAA	SO	MIN	PIM
32	Niklas Backstrom		6	6	2	4	170	153	.900	17	2.83	0	361	0
29	Josh Harding		1	0	0	0	11	11	1.00	0	0.00	0	20	0



### 2008 WESTERN CONFERENCE QUARTERFINAL


#### #3 MINNESOTA WILD vs. #6 COLORADO AVALANCHE

Wild loses series 4-2 (Wild 1-2 at Xcel Energy Center, 1-2 at Colorado)

DATE	OPP.	Scoring By Period	Shots By Period	Power Plays	Penalties/Minutes	Game-Winning Goal	Goalie (Saves-Shots)	Attn.
G1	COL	0 2 0 1 3	2 5 12 3 22	1-1	6-12	Sakic	Theodore (28-30)	
4/9	MIN	0 0 2 0 2	11 9 8 2 30	1-5	2-4		Backstrom (19-22)	*19,352
G2	COL	1 0 1 0 2	8 8 10 0 26	1-4	4-8		Theodore (28-31)	
4/11	MIN	0 0 2 1 3	7 7 16 1 31	1-3	5-10	Carney (1)	Backstrom (24-26)	*19,360
G3	MIN	0 0 2 1 3	9 14 4 12 39	0-4	7-14	Bouchard (1)	Backstrom (44-46)	
4/14	COL	1 0 1 0 2	12 17 10 7 46	0-6	5-10		Theodore (36-39)	*18,007
G4	MIN	0 0 1 - 1	7 7 11 - 25	0-5	25-101		BACKSTROM (24-29); Harding (11-11)	
4/15	COL	3 2 0 - 5	18 11 11 - 40	2-13	12-43	Wolski	Theodore (24-25)	*18,007
G5	COL	1 0 2 - 3	6 8 3 - 17	2-3	3-6	Stastny	Theodore (38-40)	
4/17	MIN	1 0 1 - 2	17 15 8 - 40	1-3	3-6		Backstrom (14-17)	*19,364
G6	MIN	0 1 0 - 1	11 15 9 - 35	0-1	3-6		Backstrom (28-30)	
4/19	COL	1 1 0 - 2	11 8 11 - 30	0-3	1-2	Smyth	Theodore (34-35)	*18,007
TOTALS		Scoring By Period	Shots By Period	Power Plays (Percentage)	Penalties/Minutes		Goaltenders (Record, Saves-Shots)	
	COL	7 5 4 1 17	57 57 57 10 181	6-30 (20.0)	31-81		Theodore (4-2, 188-200)	
	MIN	1 1 8 2 12	62 67 56 15 200	3-21 (14.3)	45-141	Backstrom (2-4, 153-170); Harding (0-0, 11-11)		

#### SERIES NOTES

The Wild fell in six games to the Colorado Avalanche in the Western Conference Quarterfinal series. It was the third all-time postseason appearance for Minnesota. Brian Rolston led the team in points (2-4=6) and assists. Mikko Koivu led the team in goals with four and tied a franchise record by scoring in four consecutive games to start the series (4/9-4/15). Niklas Backstrom started all six games for the Wild and went 2-4 with a 2.82 GAA and a .900 SV%. For Colorado, Jose Theodore stopped 188-of-200 shots faced (.940 SV%), a franchise record for saves by an opposing goaltender in a series besting Patrick Roy's mark in 2003 of 161 saves. Joe Sakic led the Avalanche with six points (2-4=6) against the Wild. Andrew Brunette's three goals led Colorado and Sakic and Peter Forsberg both notched four assists to lead the Avs. The first three games of the series went to overtime, continuing a streak from 2003 that saw the final two games of Western Conference Quarterfinal between these two teams go to overtime. All five games had 3-2 final scores. The Wild set playoff franchise records with 101 PIM, 25 penalties taken and 13 short-handed opportunities in a 5-1 loss in Game 4 at the Pepsi Center. The Wild lost Game 5 despite setting a franchise record for shots in a period with 17 in the first stanza and totaling 40 shots overall (which tied a franchise record). In Game 6, Aaron Voros tallied his first career playoff goal to tie the score in the second period but the Avs won 2-1 to take the series.





# 2007 PLAYOFF STATISTICS

#	POS	PLAYER	GP	TOI/G	G	A	PTS	+/-	PIM	PPG	SHG	GWG	SOG	SH%
10	RW	Marian Gaborik	5	19:31	3	1	4	3	8	1	1	1	18	16.7
38	C	Pavol Demitra	5	19:47	1	3	4	-1	0	0	0	0	9	11.1
96	RW	Pierre-Marc Bouchard	5	14:48	1	1	2	-3	0	0	0	0	2	50.0
12	C	Brian Rolston	5	20:25	1	1	2	-2	4	0	0	0	23	4.3
33	D	Petteri Nummelin	3	19:59	1	1	2	1	0	1	0	0	5	20.0
26	D	Kurtis Foster	3	18:38	0	2	2	0	0	0	0	0	5	0.0
21	RW	Mark Parrish	5	15:46	1	0	1	2	0	0	0	0	13	7.7
9	C	Mikko Koivu	5	17:43	1	0	1	-1	4	0	0	0	8	12.5
55	D	Nick Schultz	5	18:05	0	1	1	-3	0	0	0	0	4	0.0
37	C	Wes Walz	5	11:50	0	1	1	1	4	0	0	0	9	0.0
8	D	Brent Burns	5	18:59	0	1	1	1	14	0	0	0	12	0.0
24	LW	Derek Boogaard	5	5:59	0	1	1	0	20	0	0	0	1	0.0
41	D	Martin Skoula	5	19:02	0	0	0	2	4	0	0	0	5	0.0
19	LW	Stephane Veilleux	5	12:39	0	0	0	0	4	0	0	0	6	0.0
3	D	Keith Carney	5	13:57	0	0	0	1	4	0	0	0	1	0.0
92	LW	Branko Radivojevic	5	14:14	0	0	0	-1	2	0	0	0	9	0.0
28	C	Todd White	4	14:18	0	0	0	-1	0	0	0	0	6	0.0
17	C	Wyatt Smith	4	11:01	0	0	0	0	0	0	0	0	2	0.0
5	D	Kim Johnsson	4	23:06	0	0	0	-1	2	0	0	0	4	0.0
18	RW	Adam Hall	3	10:06	0	0	0	0	7	0	0	0	2	0.0
#	GOALTENDER	GP	GS	W	L	SA	SV	SV%	GA	GAA	SO	A	MIN	PIM
32	Niklas Backstrom	5	5	1	4	145	134	.924	11	2.22	0	1	296:39	2



# 2007 PLAYOFF RESULTS



2007 WESTERN CONFERENCE QUARTERFINAL																
#7 MINNESOTA WILD vs. #2 ANAHEIM DUCKS																
Wild loses series, 4-1 (Wild 1-1 at Xcel Energy Center, 0-3 at Anaheim)																
DATE	OPP.	Scoring By Period					Shots By Period					Power Plays	Penalties/ Minutes	Game-Winning Goal	Goalie	Attn.
		1	2	3	OT	F	1	2	3	OT	T				(Saves-Shots)	
G1	MIN	0	1	0	—	1	11	8	6	—	25	0-4	4-8		Backstrom (32-34)	
4/11	ANA	0	1	1	—	2	13	9	12	—	34	0-3	5-10	Penner	Bryzgalov (24-25)	*17,180
G2	MIN	0	1	1	—	2	9	10	13	—	32	0-6	9-29		Backstrom (22-25)	
4/13	ANA	1	2	0	—	3	11	8	6	—	25	2-4	11-33	Getzlaf	Bryzgalov (30-32)	*17,324
G3	ANA	1	0	1	—	2	7	6	6	—	19	1-4	7-14	R. Niedermayer	Bryzgalov (19-20)	
4/15	MIN	0	0	1	—	1	6	8	6	—	20	1-5	6-12		Backstrom (17-19)	*19,224
G4	ANA	0	1	0	—	1	9	11	9	—	29	1-4	9-48		BRYZGALOV (32-36); Giguere (4-4)	
4/17	MIN	0	1	3	—	4	14	11	15	—	40	1-7	4-14	Gaborik (1)	Backstrom (28-29)	*19,174
G5	MIN	0	1	0	—	1	6	11	10	—	27	0-5	5-10		Backstrom (35-38)	
4/19	ANA	1	1	2	—	4	11	22	6	—	39	1-4	6-12	Getzlaf	Giguere (26-27)	*17,318
TOTALS		Scoring By Period					Shots By Period					Power Plays	Penalties/ Minutes	Goaltenders (Record, Saves-Shots)		
	ANA	3	5	4	—	12	51	56	39	—	146	5-19 (26.3)	38-117	Bryzgalov (3-1, 105-113); Giguere (1-0, 30-31)		
	MIN	0	4	5	—	9	46	48	50	—	144	2-27 (7.4)	28-73	Backstrom (1-4, 134-145)		

## SERIES NOTES

The Wild fell in five games to the Anaheim Ducks in the Western Conference Quarterfinal series. It was the second all-time postseason appearance for Minnesota. Wild goaltender Niklas Backstrom went 1-4 in his first Stanley Cup Playoffs, posting a 2.22 GAA and a .924 SV%. Marian Gaborik and Pavol Demitra each paced the Wild with four points apiece. Gaborik also led the Wild with three postseason goals, while Demitra was the team-leader with three playoff assists. Ilya Bryzgalov went 3-1 in the first four games of the series, stopping 105 of the 113 shots he faced (.929). J.S. Giguere went 1-0 and stopped 30 of the 31 shots he faced in two appearances. The Ducks won the first three games of the series, extending their postseason winning streak against the Wild to seven games before Minnesota claimed a 4-1 win in Game 4. The Wild victory improved Minnesota's record in playoff elimination games to 7-1. The Wild's season ended with a loss in Game 5 at Anaheim. Gaborik scored a short-handed goal in the first to knot the game at one before Anaheim scored three unanswered goals, including an empty-netter, to give them a 4-1 victory in the game and the series.





## 2003 PLAYOFF STATISTICS

#	POS	PLAYER	GP	TOI/G	G	A	PTS	+/-	PIM	PPG	SHG	GWG	SOG	SH%
10	RW	Marian Gaborik	18	18:09	9	8	17	2	6	4	0	0	52	17.3
37	C	Wes Walz	18	17:19	7	6	13	5	14	0	2	2	29	24.1
15	LW	Andrew Brunette	18	15:01	7	6	13	-3	4	4	0	1	33	21.2
33	RW	Sergei Zholtok	18	15:39	2	11	13	-7	0	1	0	0	34	5.9
7	C	Cliff Ronning	17	16:35	2	7	9	-3	4	1	0	0	37	5.4
11	LW	Pascal Dupuis	16	16:53	4	4	8	0	8	2	0	1	36	11.1
17	D	Filip Kuba	18	26:39	3	5	8	-8	24	3	0	0	21	14.3
18	RW	Richard Park	18	17:00	3	3	6	-2	4	0	0	1	26	11.5
14	C	Darby Hendrickson	17	16:57	2	3	5	1	4	0	0	1	22	9.1
28	LW	Jeremy Stevenson	14	12:24	0	5	5	0	12	0	0	0	17	0.0
24	LW	Antti Laaksonen	16	16:34	1	3	4	-3	4	0	0	0	25	4.0
2	D	Willie Mitchell	18	24:46	1	3	4	5	14	0	0	0	18	5.6
23	RW	Jason Marshall	15	10:50	1	1	2	-1	16	0	0	1	12	8.3
77	D	Lubomir Sekeras	15	16:53	1	1	2	-2	6	1	0	1	13	7.7
34	C	Jim Dowd	15	12:58	0	2	2	-1	0	0	0	0	24	0.0
96	C	Pierre-Marc Bouchard	5	13:15	0	1	1	-1	2	0	0	0	8	0.0
20	D	Andrei Zyuzin	18	23:05	0	1	1	-3	14	0	0	0	30	0.0
55	D	Nick Schultz	18	19:37	0	1	1	5	10	0	0	0	5	0.0
5	D	Brad Bombardir	4	14:52	0	0	0	-1	0	0	0	0	1	0.0
16	RW	Bill Muckalt	5	11:17	0	0	0	-3	0	0	0	0	4	0.0
4	D	Brad Brown	11	8:16	0	0	0	-1	16	0	0	0	0	0.0
12	LW	Matt Johnson	12	6:36	0	0	0	0	25	0	0	0	2	0.0
#	GOALTENDER		GP	W	L	SA	GA	GAA	SV	SV%	SO	A	PIM	MIN
35	Manny Fernandez		9	3	4	253	18	1.96	235	.929	0	0	0	552
30	Dwayne Roloson		11	5	6	257	25	2.59	232	.903	0	0	4	579



## 2003 PLAYOFF RESULTS


**2003 WESTERN CONFERENCE QUARTERFINAL**  
**#6 MINNESOTA WILD vs. #3 COLORADO AVALANCHE**  
*Wild wins series, 4-3 (Wild 1-2 at Xcel Energy Center, 3-1 at Colorado)*

DATE	OPP.	Scoring By Period					Shots By Period					Power Plays	Penalties/ Minutes	Game-Winning Goal	Goalie		
		1	2	3	OT	F	1	2	3	OT	T				(Saves-Shots)	Attn.	
G1	MIN	0	3	1	—	4	3	14	10	—	27	2-3	3/6	Walz (1)	Roloson (39-41)	*18,007	
4/10	COL	0	1	1	—	2	18	14	9	—	41	0-3	3/6		Roy (23-27)		
G2	MIN	1	0	1	—	2	4	12	10	—	26	1-5	9/18		Roloson (25-28)	*18,007	
4/12	COL	2	0	1	—	3	13	10	5	—	28	1-6	7/14	Willisie	Roy (24-26)		
G3	COL	1	1	1	—	3	8	5	5	—	18	1-4	8/16	Tanguay	Roy (18-18)	*19,354	
4/14	MIN	0	0	0	—	0	7	8	3	—	18	0-6	6/12		Roloson (15-18)		
G4	COL	2	0	1	—	3	7	6	8	—	21	1-3	3/6	Sakic	Roy (24-25)	*19,350	
4/16	MIN	0	0	1	—	1	10	5	10	—	25	1-3	3/6	ROLOSON (2-4); Fernandez (16-17)			
G5	MIN	1	2	0	—	3	7	14	7	—	28	1-6	6/12	Dupuis (1)	Fernandez (26-28)	*18,007	
4/19	COL	0	0	2	—	2	8	5	15	—	28	0-6	6/12		Roy (25-28)		
G6	COL	0	0	2	0	2	9	4	11	0	24	0-1	2/4		Roy (20-23)	*19,350	
4/21	MIN	0	0	2	1	3	7	8	4	4	23	0-2	1/2	Park (1)	Fernandez (22-24)		
G7	MIN	0	1	1	1	3	8	6	14	2	30	2-4	4/8	Brunette (1)	Fernandez (43-45)	*18,007	
4/22	COL	0	1	1	0	2	12	17	10	6	45	1-3	5/10		Roy (27-30)		
TOTALS	Scoring By Period					Shots By Period					Power Plays (Percentage)	Penalties/ Minutes	Goaltenders (Record, Saves-Shots)				
	1	2	3	OT	F	1	2	3	OT	T			(Record, Saves-Shots)				
	COL	5	3	9	0	17	75	61	63	6						205	
MIN	2	6	6	2	16	46	67	58	6	177	4-27	34-68	Roy (3-4, 161-177)				
													7-29	32-64	Roloson (1-3, 81-91); Fernandez (3-0, 107-114)		

**SERIES NOTES**

The Minnesota Wild, in its first-ever playoff series, made NHL history. The club became only the eighth team in NHL history to win the first playoff series it completed in. Minnesota also became only the eighth NHL team to come back from a 3-1 deficit and win Games 5 and 7 on the road. Andrew Brunette scored the series-clinching goal, beating Patrick Roy, at 3:25 of overtime in Game 7 at Pepsi Center. Manny Fernandez started and won the final three games of the series. Overall, the netminder was 3-0 and stopped 107-of-114 shots faced in four games played. Brunette (3-3=6), Marian Gaborik (4-2=6) and Sergei Zholtok (0-6=6) finished tied for the team lead in scoring with six points in seven games versus Colorado. The Wild earned a victory in the franchise's first-ever playoff game with a 4-2 win over Colorado in Game 1 at Pepsi Center. Filip Kuba scored the club's first playoff goal and Dwayne Roloson earned the first playoff win in net. The Avalanche rebounded to win the following three games, including two in Saint Paul, and took a commanding 3-1 series advantage. In the first playoff game at Xcel Energy Center, Minnesota fell to Colorado, 3-0. Roy posted his NHL playoff-record 23rd shutout in the win. Facing elimination on the road in Game 5, the Wild raced to a 3-0 second period lead and forced Game 6 back in Minnesota with a 3-2 victory. The Wild earned its first home playoff win and first overtime playoff victory, 3-2, in Game 6 at Xcel Energy Center. Richard Park scored the game-winning goal at 4:22 of the extra session. The tally was his second of the game, marking the franchise's first-ever two-goal playoff game and set the stage for Minnesota's historic Game 7 victory.

**2003 WESTERN CONFERENCE SEMIFINAL**  
**#6 MINNESOTA WILD vs. #4 VANCOUVER CANUCKS**  
*Wild wins series, 4-3 (Wild 1-2 at Xcel Energy Center, 3-1 at Vancouver)*

DATE	OPP.	Scoring By Period					Shots By Period					Power Plays	Penalties/ Minutes	Game-Winning Goal	Goalie	
		1	2	3	OT	F	1	2	3	OT	T				(Saves-Shots)	Attn.
G1	MIN	1	0	2	0	3	5	5	10	1	21	1-2	5-10		Fernandez (35-39)	
4/25	VAN	0	1	2	1	4	7	16	12	4	39	1-4	3-6	Klatt	Cloutier (18-21)	*18,514
G2	MIN	0	1	2	-	3	8	7	3	-	18	0-3	9-42	Walz (2)	Roloson (29-31)	
4/27	VAN	0	1	1	-	2	8	11	12	-	31	0-3	8-32		Cloutier (15-18)	*18,514
G3	VAN	1	2	0	-	3	3	7	3	-	13	3-6	9-21	D. Sedin	Cloutier (16-18)	
4/29	MIN	1	1	0	-	2	5	8	5	-	18	2-7	8-19		Roloson (15-18)	*19,394
G4	VAN	0	0	2	1	3	11	6	9	4	30	1-6	5-10	Sopel	Cloutier (25-27)	
5/2	MIN	1	0	1	0	2	9	8	6	4	27	0-4	7-14		Fernandez (27-30)	*19,386
G5	MIN	1	5	1	-	7	9	12	5	-	26	1-5	6-12	Marshall (1)	Roloson (25-27)	
5/5	VAN	1	1	0	-	2	9	6	12	-	27	0-3	8-16		Cloutier (15-21); Auld (4-5)	*18,514
G6	VAN	0	0	1	-	1	12	7	12	-	31	1-4	8-16		Cloutier (18-23)	
5/7	MIN	0	2	3	-	5	4	12	7	-	23	3-5	7-14	Sekeras (1)	Roloson (30-31)	*19,350
G7	MIN	0	1	3	-	4	6	4	6	-	16	1-2	0-0	Hendrickson (1)	Roloson (24-26)	
5/8	VAN	0	2	0	-	2	12	7	7	-	26	0-0	2-4		Cloutier (12-16)	*18,514
TOTALS	Scoring By Period					Shots By Period					Power Plays (Percentage)	Penalties/ Minutes	Goaltenders (Record, Saves-Shots)			
	1	2	3	OT	F	1	2	3	OT	T						
	VAN	2	7	6	2	17	62	60	67	8	197	6-26 (23.1)	43-105	Cloutier (3-4, 119-144); Auld (0-0, 4-5)		
MIN	4	10	12	0	26	46	56	42	5	149	8-28 (28.6)	42-111	Fernandez (0-2, 62-69); Roloson (4-1, 123-130)			





## SERIES NOTES

For the second straight series, the Minnesota Wild overcame a 3-games-to-1 deficit, this time defeating the Vancouver Canucks in a Western Conference Semifinal series, 4-3. The Wild became the first team in NHL history to come back from a 3-1 deficit twice in the same postseason and also became only the second club ever to win two Game 7's on the road in the same playoff year. The win also raised the team's record to 6-0 in its first six "elimination games." Minnesota outscored the Canucks 16-5 over the final three games of the series. Marian Gaborik led all scorers with five goals and 11 points (5-6=11) in seven games. Wes Walz tied for the team lead in goals with five and finished the seven-game series with nine points (5-4=9). Dwayne Roloson won Games 5, 6 and 7 and finished the series with a 4-1 record and only seven goals allowed in 130 shots faced. Minnesota battled back from a 2-0 second period hole to earn a 4-2 win over Vancouver in Game 7 at GM Place. Darby Hendrickson scored the game-winning goal with just under six minutes to play as the Wild earned its first-ever trip to the Western Conference Final. The two teams split the first two games of the series at GM Place with the Canucks winning Game 1, 4-3 in overtime, and the Wild capturing Game 2, 3-2. Vancouver seized control of the series with two road wins at Xcel Energy Center, including a 3-2 overtime victory in Game 4. Minnesota staved off elimination thanks to five second-period goals and a 7-2 road win in Game 5. The Wild scored five more goals in a 5-1 Game 6 victory at Xcel Energy Center. Gaborik posted his third consecutive multi-point game (0-2=2) and Andrew Brunette scored a pair of goals to set up another historic Game 7 showdown.

### 2003 WESTERN CONFERENCE FINAL

#### #6 MINNESOTA WILD vs. #7 MIGHTY DUCKS OF ANAHEIM

*Wild loses series, 4-0 (Wild 0-2 at Xcel Energy Center, 0-2 at Anaheim)*

DATE	OPP.	Scoring By Period					Shots By Period					Power Plays	Penalties/Minutes	Game-Winning Goal	Goalie (Saves-Shots)		Attn.
		1	2	3	OT	F	1	2	3	OT	T						
G1	ANA	0	0	0	1	1	6	7	4	8/1	26	0-1	5/10	Sykora	Giguere (39-39)		
5/10	MIN	0	0	0	0	0	8	11	10	7/3	39	0-5	1/2		Fernandez (25-26)	*19,350	
G2	ANA	0	1	1	—	2	7	10	5	—	22	0-3	3/6	Sauer	Giguere (24-24)		
5/12	MIN	0	0	0	—	0	9	6	9	—	24	0-3	3/6		Roloson (20-22)	*19,344	
G3	MIN	0	0	0	—	0	16	7	12	—	35	0-4	5/10		ROLOSON (13-16); Fernandez (15-16)		
5/14	ANA	1	3	0	—	4	11	12	9	—	32	0-4	5/10	Rucchin	Giguere (35-35)	*17,174	
G4	MIN	1	0	0	—	1	8	10	7	—	25	1-4	5/10		Fernandez (26-28)		
5/16	ANA	1	1	0	—	2	9	13	6	—	28	2-3	6/12	Oates	Giguere (24-25)	*17,174	
TOTALS		Scoring By Period					Shots By Period					Power Plays (Percentage)	Penalties/Minutes		Goaltenders (Record, Saves-Shots)		
		1	2	3	OT	F	1	2	3	OT	T						
	ANA	2	5	1	1	9	33	42	24	8/1	108	2-11 (18.2)	19-38		Giguere (4-0, 122-123)		
	MIN	1	0	0	0	1	39	34	38	7/3	123	1-16 (6.3)	14-28	Fernandez (0-2, 66-70); Roloson (0-2, 33-38)			

## SERIES NOTES

The Wild fell in four games to the Mighty Ducks of Anaheim during the club's first-ever appearance in the Western Conference Final. Ducks goaltender J.S. Giguere posted a 4-0 mark in the series, turned aside 122-of-123 shots faced and recorded a 212.43 shutout streak. Minnesota's season came to an end with a 2-1 defeat in Game 4 at Arrowhead Pond of Anaheim. Andrew Brunette netted the Wild's lone goal of the series and staked the team to a 1-0 advantage in its seventh "elimination game" of the post season. The Ducks answered with a pair of goals from Adam Oates to clinch the Western Conference crown. The Wild lost its home-ice advantage in the series when it dropped Game 1 at Xcel Energy Center, 1-0, in double overtime. The game marked the franchise's first-ever, double-overtime Stanley Cup Playoff game. Minnesota was shutout in back-to-back games for the first time in its playoff history when it dropped Game 2 to Anaheim, 2-0, in Saint Paul. Both Mighty Ducks goals were short-handed and Giguere ran his playoff scoreless streak to 148:06 with the win. The Wild fell behind 3-0 in the series when it lost Game 3 in Anaheim, 4-0.

### ALL-TIME PLAYOFF OVERTIME RESULTS

Date	Opponent	Game/ Series	Score	Goal Scorer	Time/OT	Series Winner
4/21/03	vs. Colorado	6/Con. Qrt	3-2	Richard Park	4:22/OT	Minnesota (4-3)
4/22/03	@ Colorado	7/Con. Qrt	3-2	Andrew Brunette	3:25/OT	Minnesota (4-3)
4/25/03	@ Vancouver	1/Con. Semi	3-4	Trent Klatt	3:42/OT	Minnesota (4-3)
5/02/03	vs. Vancouver	4/Con. Semi	2-3	Brent Sopel	15:52/OT	Minnesota (4-3)
5/10/03	vs. Anaheim	1/Con. Final	0-1	Petr Sykora	8:06/2OT	Anaheim (4-0)
4/09/08	vs. Colorado	1/Con. Qrt	2-3	Joe Sakic	11:11/OT	Colorado (4-2)
4/11/08	vs. Colorado	2/Con. Qrt	3-2	Keith Carney	1:14/OT	Colorado (4-2)
4/14/08	@ Colorado	3/Con. Qrt	3-2	Pierre-Marc Bouchard	11:58/OT	Colorado (4-2)
4/30/13	@ Chicago	1/Con. Qrt	1-2	Bryan Bickell	16:35/OT	Chicago (4-1)
5/5/13	vs. Chicago	3/Con. Qrt	3-2	Jason Zucker	2:15/OT	Chicago (4-1)
4/17/14	@ Colorado	1/Con. Qrt.	4-5	Paul Stastny	7:27/OT	Minnesota (4-3)
4/21/14	vs. Colorado	3/Con. Qrt.	1-0	Mikael Granlund	5:08/OT	Minnesota (4-3)
4/26/14	@ Colorado	5/Con. Qrt.	3-4	Nathan MacKinnon	3:27/OT	Minnesota (4-3)
4/30/14	@ Colorado	7/Con. Qrt.	5-4	Nino Niederreiter	5:02/OT	Minnesota (4-3)
5/13/14	vs. Chicago	6/Con. Semi	1-2	Patrick Kane	9:42/OT	Chicago (4-2)
4/22/16	@ Dallas	5/Con. Qrt.	5-4	Mikko Koivu	4:55/OT	Dallas (4-2)
4/12/17	vs. St. Louis	1/Con. Qrt.	1-2	Joel Edmundson	17:48/OT	St. Louis (4-1)
4/22/17	vs. St. Louis	5/Con. Qrt.	3-4	Magnus Paajarvi	9:42/OT	St. Louis (4-1)

PLAYOFF OT RECORD: 8-10 • PLAYOFF OT HOME RECORD: 4-6 • PLAYOFF OT ROAD RECORD: 4-4

## TEAM RECORDS

### PLAYOFF HISTORY

#### CONFERENCE FINAL APPEARANCES

1 - 2003

#### CONFERENCE SEMIFINAL APPEARANCES

3 - 2003, 2014, 2015

#### PLAYOFF APPEARANCES

9 - 2003, 2007, 2008, 2013, 2014, 2015, 2016, 2017, 2018

#### GAMES PLAYED, TOTAL: 73

#### GAMES WON, TOTAL: 26

#### GAMES LOST, TOTAL: 47

### GAMES

#### GAMES PLAYED, SEASON

18 - 2003

#### At Home:

8 - 2003

#### On Road:

10 - 2003

#### MOST GAMES PLAYED, SERIES

7 - 3x, last, 2014 Conference Quarterfinal vs. COL

#### FEWEST GAMES PLAYED, SERIES

4 - 2x, last, 2015, Conference Semifinal vs. CHI

### WINS

#### WINS, SEASON

8 - 2003

#### At Home:

5 - 2014

#### On Road:

6 - 2003

#### MOST WINS, SERIES

4 - 4x, last, 2015, Conference Quarterfinal vs. STL

#### FEWEST WINS, SERIES

0 - 2x, last, 2015, Conference Semifinal vs. CHI

### LOSSES

#### LOSSES, SEASON

10 - 2003

#### At Home:

6 - 2003

#### On Road:

6 - 2014

#### MOST LOSSES, SERIES

4 - 9x, last, 2018, Conference Quarterfinal vs. WPG

#### FEWEST LOSSES, SERIES

2 - 2015, Conference Quarterfinal vs. STL

### OVERTIME

#### OVERTIME GAMES, TOTAL: 18

#### OVERTIME WINS, TOTAL: 8

#### OVERTIME LOSSES, TOTAL: 10

#### OVERTIME GAMES, SEASON

5 - 2x, last, 2014

#### At Home:

3 - 2003

#### On Road:

3 - 2014

#### OVERTIME GAMES, SERIES

4 - 2014, Conference Quarterfinal vs. COL

#### At Home:

2 - 2x, last, 2017, Conference Quarterfinal vs. STL

#### On Road:

3 - 2014, Conference Quarterfinal vs. COL

#### OVERTIME WINS, SEASON

2 - 3x, last, 2014

#### At Home:

2 - 3x, last, 2013

#### On Road:

1 - 4x, last, 2016

#### OVERTIME WINS, SERIES

2 - 3x, last, 2014, Conference Quarterfinal vs. COL

#### At Home:

1 - 4x, last, 2014, Conference Quarterfinal vs. COL

#### On Road:

1 - 4x, last, 2016, Conference Quarterfinal vs. DAL

#### OVERTIME LOSSES, SEASON

3 - 2x, last, 2014

#### At Home:

2 - 2x, last, 2017

#### On Road:

2 - 2014

#### OVERTIME LOSSES, SERIES

2 - 3x, last, 2017, Conference Quarterfinal vs. STL

#### At Home:

2 - 2017, Conference Quarterfinal vs. STL

#### On Road:

2 - 2014, Conference Quarterfinal vs. COL

#### LONGEST OVERTIME GAME

28:06 - 5/10/03, 1-0 (OT) loss vs. ANA (CF-Game 1)

#### At Home:

28:06 - 5/10/03, 1-0 (OT) loss vs. ANA (CF-Game 1)

#### On Road:

16:35 - 4/30/13, 2-1 (OT) loss at CHI (CQ-Game 1)

#### SHORTEST OVERTIME GAME

1:14 - 4/11/08, 3-2 (OT) win vs. COL (CQ-Game 2)

#### At Home:

1:14 - 4/11/08, 3-2 (OT) win vs. COL (CQ-Game 2)

#### On Road:

3:25 - 4/22/03, 3-2 (OT) win at COL (CQ-Game 7)

### MARGINS

#### LARGEST MARGIN OF VICTORY, GAME

5 - 5/5/03 in 7-2 win at VAN (CS-Game 5)

#### At Home:

4 - 3x, last, 4/15/18 in 6-2 win vs. WPG (CQ-Game 3)

#### On Road:

5 - 5/5/03 in 7-2 win at VAN (CS-Game 5)

#### LARGEST MARGIN OF DEFEAT, GAME

5 - 2x, last, 4/20/18 in 5-0 loss at WPG (CQ-Game 5)

#### At Home:

5 - 4/22/15 in 6-1 loss vs. STL (CQ-Game 4)

#### On Road:

5 - 4/20/18 in 5-0 loss at WPG (CQ-Game 5)

### STREAKS

#### LONGEST WINNING STREAK

3 - 2x, last, 5/5-5/8/03

#### At Home:

5 - 4/21-5/9/14

#### On Road:

3 - 2x, last, 5/5-5/8/03

#### LONGEST LOSING STREAK

4 - 2x, last, 5/1-5/7/15

#### At Home:

3 - 4/12-4/22/17

#### On Road:

3 - 4x, last, 5/2-5/11/14

## TEAM RECORDS

### LONGEST SHUTOUT STREAK

98:33 - 4/21-4/24/14

#### At Home:

98:33 - 4/21-4/24/14

#### On Road:

56:12 - 4/12-4/19/03

### LONGEST SCORELESS STREAK

215:26 - 5/8-5/16/03

#### At Home:

157:29 - 5/7-5/12/03

#### On Road:

112:42 - 4/14-4/16/16

## GOALS

### MOST GOALS, SEASON

43 - 2003

#### At Home:

17 - 2014

#### On Road:

30 - 2003

### MOST GOALS AGAINST, SEASON

43 - 2003

#### At Home:

18 - 2003

#### On Road:

28 - 2014

### MOST GOALS, SERIES

26 - 2003, Conference Semifinal vs. VAN (7G)

#### At Home:

11 - 2016 Conference Quarterfinal vs. DAL (6G)

#### On Road:

17 - 2003, Conference Semifinal vs. VAN (7G)

### MOST GOALS, 4-GAME SERIES:

7 - 2015, Conference Semifinal vs. CHI

#### At Home:

3 - 2015, Conference Semifinal vs. CHI

#### On Road:

4 - 2015, Conference Semifinal vs. CHI

### MOST GOALS, 5-GAME SERIES:

9 - 2x, last, 2018, Conference Quarterfinal vs. WPG

#### At Home:

6 - 2018, Conference Quarterfinal vs. WPG

#### On Road:

4 - 2x, last, 2013 Conference Quarterfinal vs. CHI

### MOST GOALS, 6-GAME SERIES:

17 - 2x, last, 2016, Conference Quarterfinal vs. DAL

#### At Home:

11 - 2016, Conference Quarterfinal vs. DAL

#### On Road:

9 - 2015, Conference Quarterfinal vs. STL

### MOST GOALS, 7-GAME SERIES

26 - 2003, Conference Semifinal vs. VAN

#### At Home:

9 - 2003, Conference Semifinal vs. VAN

#### On Road:

17 - 2003, Conference Semifinal vs. VAN

### FEWEST GOALS, SERIES

1 - 2003, Conference Final vs. ANA (4G)

#### At Home:

0 - 2003, Conference Final vs. ANA (4G)

#### On Road:

1 - 2003, Conference Final vs. ANA (4G)

### FEWEST GOALS, 4-GAME SERIES

1 - 2003, Conference Final vs. ANA

#### At Home:

0 - 2003, Conference Final vs. ANA

#### On Road:

1 - 2003, Conference Final vs. ANA

### FEWEST GOALS, 5-GAME SERIES:

7 - 2013, Conference Quarterfinal vs. CHI

#### At Home:

3 - 2013, Conference Quarterfinal vs. CHI

#### On Road:

3 - 2x, last, 2018, Conference Quarterfinal vs. WPG

### FEWEST GOALS, 6-GAME SERIES:

12 - 2008, Conference Quarterfinal vs. COL

#### At Home:

7 - 2008, Conference Quarterfinal vs. COL

#### On Road:

4 - 2014, Conference Semifinal vs. CHI

### FEWEST GOALS, 7-GAME SERIES

16 - 2003, Conference Quarterfinal vs. COL

#### At Home:

4 - 2003, Conference Quarterfinal vs. COL

#### On Road:

12 - 2003, Conference Quarterfinal vs. COL

### MOST GOALS AGAINST, SERIES

21 - 2016, Conference Quarterfinal vs. DAL (6G)

#### At Home:

11 - 2016, Conference Quarterfinal vs. DAL (6G)

#### On Road:

17 - 2014, Conference Quarterfinal vs. COL (7G)

### MOST GOALS AGAINST, 4-GAME SERIES

13 - 2015, Conference Semifinal vs. CHI

#### At Home:

5 - 2015, Conference Semifinal vs. CHI

#### On Road:

8 - 2015, Conference Semifinal vs. CHI

### MOST GOALS AGAINST, 5-GAME SERIES

17 - 2013, Conference Quarterfinal vs. CHI

#### At Home:

8 - 2017, Conference Quarterfinal vs. STL

#### On Road:

12 - 2x, last, 2018, Conference Quarterfinal vs. WPG

### MOST GOALS AGAINST, 6-GAME SERIES

21 - 2016, Conference Quarterfinal vs. DAL

#### At Home:

11 - 2016, Conference Quarterfinal vs. DAL

#### On Road:

11 - 2014, Conference Semifinal vs. CHI

### MOST GOALS AGAINST, 7-GAME SERIES

20 - 2014, Conference Quarterfinal vs. COL

#### At Home:

8 - 2003, Conference Quarterfinal vs. COL

#### On Road:

17 - 2014, Conference Quarterfinal vs. COL

### FEWEST GOALS AGAINST, SERIES

9 - 2003, Conference Final vs. ANA (4G)

#### At Home:

3 - 2x, last, 2014, Conference Quarterfinal vs. COL (7G)

#### On Road:

3 - 2017, Conference Quarterfinal vs. STL (5G)

### FEWEST GOALS AGAINST, 4-GAME SERIES

9 - 2003, Conference Final vs. ANA

#### At Home:

3 - 2003, Conference Final vs. ANA

#### On Road:

6 - 2003, Conference Final vs. ANA

### FEWEST GOALS AGAINST, 5-GAME SERIES

11 - 2017, Conference Quarterfinal vs. STL

#### At Home:

3 - 2007, Conference Quarterfinal vs. ANA

#### On Road:

3 - 2017, Conference Quarterfinal vs. STL

## TEAM RECORDS

### FEWEST GOALS AGAINST, 6-GAME SERIES

14 - 2015, Conference Quarterfinal vs. STL

#### At Home:

4 - 2014, Conference Semifinal vs. CHI

#### On Road:

7 - 2015, Conference Quarterfinal vs. STL

### FEWEST GOALS AGAINST, 7-GAME SERIES

17 - 2x, last, 2003, Conference Semifinal vs. VAN

#### At Home:

3 - 2014, Conference Quarterfinal vs. COL

#### On Road:

9 - 2003, Conference Quarterfinal vs. Colorado

### MOST GOALS COMBINED, SERIES

43 - 2003, Conference Semifinal (MIN-26, VAN-17)

#### At Home:

22 - 2016, Conference Quarterfinal (MIN-11, DAL-11)

#### On Road:

31 - 2014, Conference Quarterfinal (MIN-14, COL-17)

### MOST GOALS COMBINED, 4-GAME SERIES

20 - 2015, Conference Semifinal (MIN-7, CHI-13)

#### At Home:

8 - 2015, Conference Semifinal (MIN-3, CHI-5)

#### On Road:

12 - 2015, Conference Semifinal (MIN-4, CHI-8)

### MOST GOALS COMBINED, 5-GAME SERIES

25 - 2018, Conference Quarterfinal (MIN-9, WPG-16)

#### At Home:

13 - 2017, Conference Quarterfinal (MIN-5, STL-8)

#### On Road:

16 - 2013, Conference Quarterfinal (MIN-4, CHI-12)

### MOST GOALS COMBINED, 6-GAME SERIES

38 - 2016, Conference Quarterfinal (MIN-17, DAL-21)

#### At Home:

22 - 2016, Conference Quarterfinal (MIN-11, DAL-11)

#### On Road:

16 - 2x, last, 2016, Conference Quarterfinal (MIN-6, DAL-10)

### MOST GOALS COMBINED, 7-GAME SERIES

43 - 2003, Conference Semifinal (MIN-26, VAN-17)

#### At Home:

16 - 2003, Conference Semifinal (MIN-9, VAN-7)

#### On Road:

31 - 2014, Conference Quarterfinal (MIN-14, COL-17)

### FEWEST GOALS COMBINED, SERIES

10 - 2003, Conference Final (MIN-1, ANA-9)

#### At Home:

3 - 2003, Conference Final (MIN-0, ANA-3)

#### On Road:

6 - 2017, Conference Quarterfinal (MIN-3, STL-3)

### FEWEST GOALS COMBINED, 4-GAME SERIES

10 - 2003, Conference Final (MIN-1, ANA-9)

#### At Home:

3 - 2003, Conference Final (MIN-0, ANA-3)

#### On Road:

7 - 2003, Conference Final (MIN-1, ANA-6)

### FEWEST GOALS COMBINED, 5-GAME SERIES

19 - 2017, Conference Quarterfinal (MIN-8, STL-11)

#### At Home:

8 - 2x, last, 2013, Conference Quarterfinal (MIN-3, CHI-5)

#### On Road:

6 - 2017, Conference Quarterfinal (MIN-3, STL-3)

### FEWEST GOALS COMBINED, 6-GAME SERIES

28 - 2014, Conference Semifinal (MIN-13, CHI-15)

#### At Home:

13 - 2008, Conference Semifinal (MIN-9, CHI-4)

#### On Road:

15 - 2008, Conference Semifinal (MIN-4, CHI-11)

### FEWEST GOALS COMBINED, 7-GAME SERIES

33 - 2003, Conference Quarterfinal (MIN-16, COL-17)

#### At Home:

11 - 2014, Conference Quarterfinal (MIN-8, COL-3)

#### On Road:

21 - 2003, Conference Quarterfinal (MIN-12, COL-9)

### MOST GOALS, GAME

7 - 5/05/03 in 7-2 win at VAN (CS-Game 5)

#### At Home:

5 - 3x, last, 4/18/16 in 5-3 win vs. DAL (CQ-Game 3)

#### On Road:

7 - 5/05/03 in 7-2 win at VAN (CS-Game 5)

### FEWEST GOALS, GAME

0 - 9x, last, 4/20/18 in 5-0 loss at WPG (CQ-Game 5)

#### At Home:

0 - 6x, last, 4/17/18 in 2-0 loss vs. WPG (CQ-Game 4)

#### On Road:

0 - 3x, last, 4/20/18 in 5-0 loss at WPG (CQ-Game 5)

### MOST GOALS AGAINST, GAME

6 - 2x, last, 4/15/18 in 6-2 win vs. WPG (CQ-Game 3)

#### At Home:

6 - 2x, last, 4/15/18 in 6-2 win vs. WPG (CQ-Game 3)

#### On Road:

5 - 4x, last, 5/2/14 in 5-2 loss at CHI (CS-Game 1)

### FEWEST GOALS AGAINST, GAME

0 - 4x, last, 4/19/17 in 2-0 win at STL (CQ-Game 4)

#### At Home:

0 - 3x, last, 4/20/15 in 3-0 win vs. STL (CQ-Game 3)

#### On Road:

0 - 4/19/17 in 2-0 win at STL (CQ-Game 4)

### MOST GOALS COMBINED, GAME

9 - 5x, last, 4/24/16 in 5-4 loss vs. DAL (CQ-Game 6)

#### At Home:

9 - 4/24/16 in 5-4 loss vs. DAL (CQ-Game 6)

#### On Road:

9 - 4x, last, 4/24/16 in 5-4 loss vs. DAL (CQ-Game 6)

### FEWEST GOALS COMBINED, GAME

1 - 3x, last, 5/5/15 in 1-0 loss vs. CHI (CS-Game 3)

#### At Home:

1 - 3x, last, 5/5/15 in 1-0 loss vs. CHI (CS-Game 3)

#### On Road:

2 - 4/19/17 in 2-0 win at STL (CQ-Game 4)





## TEAM RECORDS

## POWER PLAY

## MOST POWER-PLAY GOALS, SEASON

16 - 2003

At Home: 6 - 2003

On Road: 10 - 2003

## MOST POWER-PLAY GOALS AGAINST, SEASON

12 - 2003

At Home: 7 - 2003

On Road: 5 - 2x, last, 2014

## MOST POWER-PLAY GOALS, SERIES

8 - 2003, Conference Semifinal vs. VAN

At Home: 5 - 2003, Conference Semifinal vs. VAN

On Road: 6 - 2003, Conference Quarterfinal vs. COL

## MOST POWER-PLAY GOALS AGAINST, SERIES

6 - 2x, last, 2008, Conference Quarterfinal vs. COL

At Home: 5 - 2003, Conference Semifinal vs. VAN

On Road: 3 - 2007, Conference Quarterfinal vs. ANA

## MOST POWER-PLAY GOALS, GAME

3 - 5/7/03 in 5-1 win vs. VAN (CS-Game 6)

At Home: 3 - 5/7/03 in 5-1 win vs. VAN (CS-Game 6)

On Road: 2 - 3x, last, 4/16/15 in 4-2 win at STL (CQ-Game 1)

## MOST POWER-PLAY GOALS AGAINST, GAME

3 - 4/29/03 in 3-2 loss vs. VAN (CS-Game 3)

At Home: 3 - 4/29/03 in 3-2 loss vs. VAN (CS-Game 3)

On Road: 2 - 4x, last, 5/2/14 in 5-2 loss at CHI (CS-Game 1)

## MOST POWER-PLAY GOALS, PERIOD

2 - 4x, last, 4/15/18 in 1st of 6-2 win vs. WPG (CQ-Game 3)

At Home: 2 - 3x, last, 4/15/18 in 1st of 6-2 win vs. WPG (CQ-Game 3)

On Road: 2 - 4/10/03 in 2nd of 4-2 win at COL (CQ-Game 1)

## MOST POWER-PLAY GOALS AGAINST, PERIOD

2 - 3x, last, 4/20/16 in 2nd of 3-2 loss vs. DAL (CQ-Game 4)

At Home: 2 - 2x, last, 4/20/16 in 2nd of 3-2 loss vs. DAL (CQ-Game 4)

On Road: 2 - 4/18/08 in 2nd of 5-1 loss at COL (CQ-Game 4)

## MOST POWER-PLAY CHANCES, GAME

7 - 2x, last, 4/17/07 in 4-1 win vs. ANA (CQ-Game 4)

At Home: 7 - 2x, last, 4/17/07 in 4-1 win vs. ANA (CQ-Game 4)

On Road: 6 - 2x, last, 4/13/07 in 3-2 loss at ANA (CQ-Game 2)

## SHORT-HANDED GOALS

## MOST SHORT-HANDED GOALS, SEASON

2 - 2x, last, 2008

At Home: 1 - 2015

On Road: 2 - 2x, last, 2008

## MOST SHORT-HANDED GOALS AGAINST, SEASON

3 - 2x, last, 2015

At Home: 2 - 2003

On Road: 2 - 2015

## MOST SHORT-HANDED GOALS, SERIES

2 - 2008, Conference Quarterfinal vs. COL

At Home: 1 - 2015, Conference Quarterfinal vs. STL

On Road: 2 - 2008, Conference Quarterfinal vs. COL

## MOST SHORT-HANDED GOALS AGAINST, SERIES

2 - 3x, last, 2015, Conference Semifinal vs. CHI

At Home: 2 - 2003, Conference Final vs. ANA

On Road: 1 - 6x, last, 2015, Conference Semifinal vs. CHI

## MOST SHORT-HANDED GOALS, GAME

1 - 7x, last, 4/26/15 in 4-1 win vs. STL (CQ-Game 6)

At Home: 1 - 4/26/15 in 4-1 win vs. STL (CQ-Game 6)

On Road: 1 - 6x, last 4/19/14 in 4-2 loss at COL (CQ-Game 2)

## MOST SHORT-HANDED GOALS AGAINST, GAME

2 - 5/12/03 in 2-0 loss vs. ANA (CF-Game 2)

At Home: 2 - 5/12/03 in 2-0 loss vs. ANA (CF-Game 2)

On Road: 1 - 7x, last, 5/3/15 in 4-1 loss at CHI (CS-Game 2)

## MOST SHORT-HANDED GOALS, PERIOD

1 - 8x, last, 4/26/15 in 1st of 4-1 win vs. STL (CQ-Game 6)

At Home: 1 - 4/26/15 in 1st of 4-1 win vs. STL (CQ-Game 6)

On Road: 1 - 6x, last, 4/19/14 in 3rd of 4-2 loss at COL (CQ-Game 2)

## MOST SHORT-HANDED GOALS AGAINST, PERIOD

1 - 10x, last, 5/7/15 in 3rd of 4-3 loss vs. CHI (CS-Game 4)

At Home: 1 - 4x, last, 5/7/15 in 3rd of 4-3 loss vs. CHI (CS-Game 4)

On Road: 1 - 6x, last, 5/3/15 in 2nd of 4-1 loss at CHI (CS-Game 2)

## MOST SHORT-HANDED SITUATIONS, GAME

13 - 4/15/08 in 5-1 loss at COL (CQ-Game 4)

At Home: 6 - 2x, last, 5/2/03 in 3-2 (OT) loss vs. VAN (CS-Game 4)

On Road: 13 - 4/15/08 in 5-1 loss at COL (CQ-Game 4)

## PENALTY MINUTES

## MOST PENALTY MINUTES, SEASON

193 - 2003

At Home: 75 - 2003

On Road: 121 - 2008

## MOST PENALTY MINUTES, SERIES

141 - 2008, Conference Quarterfinal vs. COL

At Home: 47 - 2003, Conference Semifinal vs. VAN

On Road: 121 - 2008, Conference Quarterfinal vs. COL

## MOST PENALTY MINUTES AGAINST, SERIES

123 - 2007, Conference Quarterfinal vs. ANA

At Home: 68 - 2007, Conference Quarterfinal vs. ANA

On Road: 58 - 2003, Conference Semifinal vs. VAN

## MOST PENALTY MINUTES, GAME

101 - 4/15/08 in 5-1 loss at COL (CQ-Game 4)

At Home: 34 - 4/28/14 in 5-2 win vs. COL (CQ-Game 6)

On Road: 101 - 4/15/08 in 5-1 loss at COL (CQ-Game 4)

## TEAM RECORDS

## MOST PENALTY MINUTES AGAINST, GAME

54 - 4/17/07 in 4-1 win vs. ANA (CQ-Game 4)

At Home: 54 - 4/17/07 in 4-1 win vs. ANA (CQ-Game 4)

On Road: 43 - 4/15/08 in 5-1 loss at COL (CQ-Game 4)

## MOST PENALTY MINUTES COMBINED, GAME

144 - 4/15/08 in 5-1 loss at COL (CQ-Game 4)

(MIN-101, COL-43)

At Home: 74 - 4/17/07 in 4-1 win (CQ-Game 4)

(MIN-20, ANA-54)

On Road: 144 - 4/15/08 in 5-1 loss at COL (CQ-Game 4)

(MIN-101, COL-43)

## MOST PENALTY MINUTES, PERIOD

69 - 4/15/08 in 3rd of 5-1 loss at COL (CQ-Game 4)

At Home: 22 - 4/28/14 in 3rd of 5-2 win vs. COL (CQ-Game 6)

On Road: 69 - 4/15/08 in 3rd of 5-1 loss at COL (CQ-Game 4)

## MOST PENALTY MINUTES AGAINST, PERIOD

48 - 4/17/07 in 3rd of 4-1 win vs. ANA (CQ-Game 4)

At Home: 48 - 4/17/07 in 3rd of 4-1 win vs. ANA (CQ-Game 4)

On Road: 38 - 4/13/18 in 3rd of 4-1 loss at WPG (CQ-Game 2)

## MOST PENALTY MINUTES, COMBINED, PERIOD

102 - 4/15/08 in 3rd of 5-1 loss at COL (CQ-Game 4)

(MIN-69, COL-33)

At Home: 62 - 4/17/07 in 3rd of 4-1 win vs. ANA (CQ-Game 4)

(MIN-14, ANA-48)

On Road: 102 - 4/15/08 in 3rd of 5-1 loss at COL (CQ-Game 4)

(MIN-69, COL-33)

## PENALTIES

## MOST PENALTIES, GAME

25 - 4/15/08 in 5-1 loss at COL (CQ-Game 4)

At Home: 9 - 4/28/14 in 5-2 win vs. COL (CQ-Game 6)

On Road: 25 - 4/15/08 in 5-1 loss at COL (CQ-Game 4)

## MOST PENALTIES AGAINST, GAME

12 - 2x, last, 4/15/08 in 5-1 loss at COL (CQ-Game 4)

At Home: 12 - 4/17/07 in 4-1 win vs. ANA (CQ-Game 4)

On Road: 12 - 4/15/08 in 5-1 loss at COL (CQ-Game 4)

## MOST PENALTIES COMBINED, GAME

37 - 4/15/08 in 5-1 loss at COL (CQ-Game 4)

(MIN-25, COL-12)

At Home: 19 - 4/17/07 in 4-1 win (CQ-Game 4); (MIN-7, ANA-12)

On Road: 37 - 4/15/08 in 5-1 loss at COL (CQ-Game 4)

(MIN-25, COL-12)

## FEWEST PENALTIES, GAME

0 - 2x, last, 4/20/15 in 3-0 win vs. STL (CQ-Game 3)

At Home: 0 - 4/20/15 in 3-0 win vs. STL (CQ-Game 3)

On Road: 0 - 5/8/03 in 4-2 win at VAN (CS-Game 7)

## FEWEST PENALTIES AGAINST, GAME

1 - 6x, last, 4/11/18 in 3-2 loss at WPG (CQ-Game 1)

At Home: 1 - 4/22/15 in 6-1 loss vs. STL (CQ-Game 4)

On Road: 1 - 5x, last, 4/11/18 in 3-2 loss at WPG (CQ-Game 1)

## FEWEST PENALTIES COMBINED, GAME

2 - 5/8/03 in 4-2 win (CS-Game 7); (MIN-0, VAN-2)

At Home: 3 - 3x, last, 4/17/18 in 2-0 loss (CQ-Game 4) (MIN-1, WPG-2)

On Road: 2 - 5/8/03 in 4-2 win (CS-Game 7); (MIN-0, VAN-2)

## MOST PENALTIES, PERIOD:

13 - 4/15/08 in 3rd of 5-1 loss at COL (CQ-Game 4)

At Home: 5 - 2x, last, 4/21/14 in 1st of 1-0 win vs. COL (CQ-Game 3)

On Road: 13 - 4/15/08 in 3rd of 5-1 loss at COL (CQ-Game 4)

## MOST PENALTIES AGAINST, PERIOD

9 - 4/17/07 in 3rd of 4-1 win vs. ANA (CQ-Game 4)

At Home: 9 - 4/17/07 in 3rd of 4-1 win vs. ANA (CQ-Game 4)

On Road: 8 - 4/13/18 in 3rd of 4-1 loss at WPG (CQ-Game 2)

## MOST PENALTIES COMBINED, PERIOD

20 - 4/15/08 in 3rd of 5-1 loss at COL (CQ-Game 4)

(MIN-13, COL-7)

At Home: 13 - 4/17/07 in 3rd of 4-1 win vs. ANA (CQ-Game 4)

(MIN-4, ANA-9)

On Road: 20 - 4/15/08 in 3rd of 5-1 loss at COL (CQ-Game 4)

(MIN-13, COL-7)

## SHOTS ON GOAL

## MOST SHOTS, GAME

52 - 4/12/17 in 2-1 loss vs. STL (CQ-Game 1)

At Home: 52 - 4/12/17 in 2-1 loss vs. STL (CQ-Game 1)

On Road: 41 - 4/16/17 in 3-1 loss at STL (CQ-Game 3)

## MOST SHOTS AGAINST, GAME

48 - 5/3/13 in 5-2 loss at CHI (CQ-Game 2)

At Home: 31 - 2x, last, 4/26/15 in 4-1 win vs. STL (CQ-Game 6)

On Road: 48 - 5/3/13 in 5-2 loss at CHI (CQ-Game 2)

## MOST SHOTS COMBINED, GAME

85 - 4/14/08 in 3-2 (OT) win (CQ-Game 3)

(MIN-39, COL-46)

At Home: 78 - 4/12/17 in 2-1 loss (CQ-Game 1)

(MIN-52, STL-26)

On Road: 85 - 4/14/08 in 3-2 (OT) win (CQ-Game 3)

(MIN-39, COL-46)

## FEWEST SHOTS, GAME

16 - 5/8/03 in 4-2 win at VAN (CS-Game 7)

At Home: 18 - 4x, last, 4/22/15 vs. STL (CQ-Game 4)

On Road: 16 - 5/8/03 in 4-2 win at VAN (CS-Game 7)

## FEWEST SHOTS AGAINST, GAME

12 - 4/24/14 in 2-1 win vs. COL (CQ-Game 4)

At Home: 12 - 4/24/14 in 2-1 win vs. COL (CQ-Game 4)

On Road: 21 - 4/16/15 in 4-2 win at STL (CQ-Game 1)

## FEWEST SHOTS COMBINED, GAME

31 - 4/29/03 in 3-2 loss (CS-Game 3); (MIN-18, VAN-13)

At Home: 31 - 4/29/03 in 3-2 loss (CS-Game 3); (MIN-18, VAN-13)

On Road: 41 - 5/4/14 in 4-1 loss (CS-Game 2); (MIN-22, CHI-19)

## TEAM RECORDS

## MOST SHOTS, PERIOD

22 - 4/21/14 in 1st of 1-0 (OT) win vs. COL (CQ-Game 3)

**At Home:**  
22 - 4/21/14 in 1st of 1-0 (OT) win vs. COL (CQ-Game 3)

**On Road:**  
19 - 4/16/17 in 3rd of 3-1 loss at STL (CQ-Game 3)

## MOST SHOTS AGAINST, PERIOD

22 - 4/19/07 in 3rd of 4-1 loss at ANA (CQ-Game 5)

**At Home:**  
15 - 4/26/15 in 2nd of 4-1 win vs. STL (CQ-Game 6)

**On Road:**  
22 - 4/19/07 in 3rd of 4-1 loss at ANA (CQ-Game 5)

## MOST SHOTS COMBINED, PERIOD

33 - 4/19/07 in 2nd of 4-1 loss at ANA (CQ-Game 5) (MIN-11, ANA-22)

**At Home:**  
33 - 4/19/07 in 2nd of 4-1 loss at ANA (CQ-Game 5) (MIN-11, ANA-22)

**On Road:**  
29 - 5/3/13 in 2nd of 5-2 loss at CHI (CQ-Game 2) (MIN-15-CHI-14)

## FEWEST SHOTS, PERIOD

2 - 4/14/16 in 1st of 4-0 loss at DAL (CQ-Game 1)

**At Home:**  
3 - 4/14/03 in 3rd of 3-0 loss vs. COL (CQ-Game 3)

**On Road:**  
2 - 4/14/16 in 1st of 4-0 loss at DAL (CQ-Game 1)

## FEWEST SHOTS AGAINST, PERIOD

2 - 3x, last, 4/20/16 in 3rd of 3-2 loss vs. DAL (CQ-Game 4)

**At Home:**  
2 - 2x, last, 4/20/16 in 3rd of 3-2 loss vs. DAL (CQ-Game 4)

**On Road:**  
2 - 5/4/14 in 1st of 4-1 loss at CHI (CS-Game 2)

## FEWEST SHOTS COMBINED, PERIOD

8 - 3x, last, 4/29/03 in 3rd of 3-2 loss (CS-Game 3) (MIN-5, VAN-3)

**At Home:**  
8 - 3x, last, 4/29/03 in 3rd of 3-2 loss (CS-Game 3) (MIN-5, VAN-3)

**On Road:**  
9 - 5/4/14 in 1st of 4-1 loss at CHI (CS-Game 2) (MIN-7, CHI-2)

## MOST SHOTS, OVERTIME

12 - 4/14/08, 3-2 (OT) win at COL (CQ-Game 3)

**At Home:**  
10 - 5/10/03, 1-0 (2OT) loss vs. ANA (CF-Game 1)

**On Road:**  
12 - 4/14/08, 3-2 (OT) win at COL (CQ-Game 3)

## SHUTOUTS

## MOST SHUTOUTS, SEASON

2 - 2014

## MOST SHUTOUTS AGAINST, SEASON

4 - 2003

**At Home:**  
3 - 2003

**On Road:**  
1 - 5x, last, 2018 Conference Quarterfinal vs. WPG

## MOST SHUTOUTS, SERIES

1 - 3x, last, 2017, Conference Quarterfinal vs. STL

## MOST SHUTOUTS AGAINST, SERIES

3 - 2003, Conference Final vs. ANA

**At Home:**  
2 - 2003, Conference Final vs. ANA

**On Road:**  
1 - 3x, last, 2018 Conference Quarterfinal vs. WPG

## FASTEST GOALS

## FASTEST GOAL TO START GAME

0:49 - Zach Parise (PPG), 4/28/14 vs. COL (CQ-Game 6)

**At Home:**  
0:49 - Zach Parise (PPG), 4/28/14 vs. COL (CQ-Game 6)

**On Road:**  
2:47 - Jason Zucker, 4/16/15 at STL (CQ-Game 1)

## FASTEST GOAL TO START GAME, OPPONENT

0:26 - Patrick Sharp, 4/18/16 vs. DAL (CQ-Game 3)

**At Home:**  
0:26 - Patrick Sharp, 4/18/16 vs. DAL (CQ-Game 3)

**On Road:**  
0:31 - Jacob Trouba, 4/20/18 at WPG (CQ-Game 5)

## FASTEST TWO GOALS, TEAM

0:16 - Jared Spurgeon & Mikael Granlund, 4/24/16 @ 3:48 & 4:04 in 3rd of 5-4 loss vs. DAL (CQ-Game 6)

**At Home:**  
0:16 - Jared Spurgeon & Mikael Granlund, 4/24/16 @ 3:48 & 4:04 in 3rd of 5-4 loss vs. DAL (CQ-Game 6)

**On Road:**  
0:25 - Marian Gaborik & Wes Walz, 4/10/03 @ 9:28 & 9:53 in 2nd of 4-2 win at COL (CQ-Game 1)

## FASTEST TWO GOALS AGAINST, TEAM

0:28 - Jason Spezza & Alex Goligoski, 4/22/16 @ 8:28 & 8:56 in 3rd of 5-4 (OT) win at DAL (CQ-Game 5)

**At Home:**  
1:03 - Vladimir Tarasenko & Patrik Berglund, 4/22/15 @ 15:47 & 16:50 in 2nd of 6-1 loss vs. STL (CQ-Game 4)

**On Road:**  
0:28 - Jason Spezza & Alex Goligoski, 4/22/16 @ 8:28 & 8:56 in 3rd of 5-4 (OT) win at DAL (CQ-Game 5)

## FASTEST THREE GOALS, TEAM

3:40 - Darby Hendrickson, Antti Laaksonen & Andrew Brunette, 5/07/03 @ 6:57, 9:25 & 10:37 in 3rd of 5-1 win vs. VAN (CS-Game 6)

**At Home:**  
3:40 - Darby Hendrickson, Antti Laaksonen & Andrew Brunette, 5/07/03 @ 6:57, 9:25 & 10:37 in 3rd of 5-1 win vs. VAN (CS-Game 6)

**On Road:**  
4:20 - Filip Kuba, Marian Gaborik & Wes Walz, 4/10/03 @ 5:33, 9:28 & 9:53 in 2nd of 4-2 win at COL (CQ-Game 1)

## FASTEST THREE GOALS AGAINST, TEAM

4:32 - Ryan Reaves, Vladimir Tarasenko & David Backes, 4/22/15 @ 5:34, 6:59 & 10:06 in 1st of 6-1 loss vs. STL (CQ-Game 4)

**At Home:**  
4:32 - Ryan Reaves, Vladimir Tarasenko & David Backes, 4/22/15 @ 5:34, 6:59 & 10:06 in 1st of 6-1 loss vs. STL (CQ-Game 4)

**On Road:**  
5:31 - Paul Kariya (2) & Stanislav Chistov, 5/14/03 @ 8:20, 12:16 & 13:51 in 2nd of 4-0 loss at ANA (CF-Game 3)

## FASTEST OVERTIME GOAL SCORED BY WILD

1:14 - 4/11/08, Keith Carney, 3-2 win vs. COL (CQ-Game 2)

**At Home:**  
1:14 - 4/11/08, Keith Carney, 3-2 win vs. COL (CQ-Game 2)

**On Road:**  
3:25 - 4/22/03, Andrew Brunette, 3-2 win at COL (CQ-Game 7)

## INDIVIDUAL RECORDS

## GAMES

## MOST GAMES, CAREER

55 - Mikko Koivu, 2006-18

## By Defenseman

44 - Jonas Brodin & Jared Spurgeon, 2012-18

## MOST GAMES, SEASON

18 - Andrew Brunette, Marian Gaborik, Filip Kuba, Willie Mitchell, Richard Park, Nick Schultz, Wes Walz, Sergei Sholtok & Andrei Zyuzin, 2003

## By Defenseman:

18 - Filip Kuba, Willie Mitchell, Nick Schultz & Andrei Zyuzin, 2003

## GOALS

## MOST GOALS, CAREER

14 - Zach Parise, 2012-18

## By Defenseman

6 - Marco Scandella, 2012-17 & Jared Spurgeon, 2012-18

## MOST GOALS, SEASON

9 - Marian Gaborik, 2003

## By Defenseman:

3 - 2x, last, Jared Spurgeon, 2014

## MOST GOALS, SERIES

5 - 2x, last, Marian Gaborik & Wes Walz, 2003 Conference Semifinal vs. VAN

## By Defenseman:

2 - 3x, last, Jared Spurgeon, 2016 Conference Quarterfinal vs. DAL

## MOST GOALS BY OPPONENT, SERIES

6 - 2x, last, Vladimir Tarasenko, 2015 Conference Quarterfinal vs. STL

## MOST GOALS, GAME

2 - 13x, last, Jared Spurgeon, 4/24/16 vs. DAL (CQ-Game 6)

## By Defenseman:

2 - Jared Spurgeon, 4/24/16 vs. DAL (CQ-Game 6)

## MOST GOALS BY OPPONENT, GAME

3 - Vladimir Tarasenko, 4/18/15 at STL (CQ-Game 2)

## MOST GOALS, PERIOD

2 - 4x, last, Jared Spurgeon, 4/24/16 in 3rd of 5-4 loss vs. DAL (CQ-Game 6)

## MOST GOALS AGAINST, PERIOD

2 - 8x, last, Patrick Sharp, 4/18/16 in 1st of 5-3 win vs. DAL (CQ-Game 3)

## ASSISTS

## MOST ASSISTS, CAREER

17 - Mikko Koivu, 2006-18 & Zach Parise, 2012-18

## By Defenseman:

14 - Ryan Suter, 2012-18

## MOST ASSISTS, SEASON

11 - Sergei Zholtok, 2003

## By Defenseman:

6 - Ryan Suter, 2014

## MOST ASSISTS, SERIES

7 - Zach Parise, 2014 Conference Quarterfinal vs. COL

## By Defenseman

3 - 5x, last, Jared Spurgeon & Ryan Suter, 2016 Conference Quarterfinal vs. DAL

## MOST ASSISTS, GAME

3 - 2x, last, Kyle Brodziak, 4/30/14 at COL (CQ-Game 7)

## By Defenseman:

2 - 7x, last, Nick Seeler, 4/15/18 vs. WPG (CQ-Game 3)

## MOST ASSISTS BY OPPONENT, SERIES

8 - 3x, last, Kevin Shattenkirk, 2015 Conference Quarterfinal vs. STL

## By Defenseman:

8 - Kevin Shattenkirk, 2015 Conference Quarterfinal vs. STL

## MOST ASSISTS BY OPPONENT, GAME

3 - 6x, last, Jason Spezza, 4/26/16 vs. DAL (CQ-Game 6)

## By Defenseman:

3 - Kevin Shattenkirk, 4/22/15 vs. STL (CQ-Game 4)

## MOST ASSISTS, PERIOD

3 - Cliff Ronning, 5/07/03 in 3rd of 5-1 win vs. VAN (CS-Game 5)

## MOST ASSISTS AGAINST, PERIOD

2 - 18x, last, Dustin Byfuglien, 4/20/18 in 1st of 5-0 loss at WPG (CQ-Game 5)

## POINTS

## MOST POINTS, CAREER

31 - Zach Parise (14g-17a), 2012-18

## By Defenseman:

17 - Jared Spurgeon (6g-11a), 2012-18

## MOST POINTS, SEASON

17 - Marian Gaborik (9g-8a), 2003

## By Defenseman:

8 - Filip Kuba (3g-5a), 2003

## By Rookie:

7 - Erik Haula (4g-3a), 2014

## MOST POINTS, SERIES

11 - Marian Gaborik (5g-6a), 2003 Conference Semifinal vs. VAN

## By Defenseman:

5 - Jared Spurgeon (2g-3a), 2016 Conference Quarterfinal vs. DAL

## MOST POINTS BY OPPONENT, SERIES

10 - 3x, last, Jamie Benn (4g-6a), 2016 Conference Quarterfinal vs. DAL

## MOST POINTS, GAME

4 - Zach Parise (2g-2a), 4/28/14 vs. COL (CQ-Game 6)

## By Defenseman:

2 - 11x, last, Matt Dumba (1g-1a) & Nick Seeler (2a), 4/15/18 vs. WPG (CQ-Game 3)

## MOST POINTS BY OPPONENT, GAME

4 - 3x, last, Jamie Benn (1g-3a), 4/24/16 vs. DAL (CQ-Game 6)

## MOST POINTS, PERIOD

3 - Cliff Ronning (0g-3a), 5/7/03 in 3rd of 5-1 win vs. VAN (CS-Game 6)

## MOST POINTS AGAINST, PERIOD

2 - Many times, last, Dustin Byfuglien (2a), 4/20/18 in 1st of 5-0 loss at WPG (CQ-Game 5)

## STREAKS

## LONGEST GOAL-SCORING STREAK

4 - 2x, last, Mikko Koivu (4g); 4/9-4/15/08

## LONGEST POINT-SCORING STREAK

8 - Marian Gaborik (7g-8a=15pts); 4/21-5/07/03

## LONGEST ASSIST STREAK

4 - Zach Parise (5a), 4/17-4/24/14  
- Jason Pominville (4a), 4/21-4/28/14

## MOST CONSECUTIVE WINS BY GOALTENDER

3 - Dwayne Roloson, 5/05-5/08/03  
- Manny Fernandez, 4/19-4/22/03

## MOST CONSECUTIVE LOSSES BY GOALTENDER

4 - Devan Dubnyk, 5/1-5/7/15

## LONGEST SHUTOUT STREAK BY GOALTENDER

98:09 - Darcy Kuemper, 4/21/14

## PENALTY MINUTES

## MOST PENALTY MINUTES, CAREER

44 - Derek Boogaard

## MOST PENALTY MINUTES, SEASON

27 - Stephane Veilleux, 2008



## INDIVIDUAL RECORDS

## MOST PENALTY MINUTES, SERIES

27 - Stephane Veilleux, 2008 Conference Quarterfinal vs. COL

## MOST PENALTY MINUTES, GAME

25 - Stephane Veilleux, 4/15/08 at COL (CQ-Game 4)

## By Goaltender:

2 - 3x, last, Niklas Backstrom, 4/15/07 vs. ANA (CQ-Game 3)

## MOST PENALTY MINUTES BY OPPONENT, SERIES

26 - Steve Ott, 2015 Conference Quarterfinal vs. STL

## MOST PENALTY MINUTES BY OPPONENT, GAME

20 - Brad May, 4/17/07 vs. ANA (CQ-Game 3)

## MOST PENALTY MINUTES, PERIOD

19 - Stephane Veilleux, 4/15/08 in 3rd of 5-1 loss at COL (CQ-Game 4)

## MOST PENALTY MINUTES BY OPPONENT, PERIOD

20 - Brad May, 4/17/07 in 3rd of 4-1 win vs. ANA (CQ-Game 3)

## POWER-PLAY GOALS

## MOST POWER-PLAY GOALS, CAREER

6 - Zach Parise, 2012-18

## MOST POWER-PLAY GOALS, SEASON

4 - Marian Gaborik & Andrew Brunette, 2003

## MOST POWER-PLAY GOALS, SERIES

3 - Marian Gaborik, 2003 Conference Quarterfinal vs. COL

## MOST POWER-PLAY GOALS AGAINST, SERIES

3 - 3x, last, Adam Oates, 2003 Conference Final vs. ANA

## MOST POWER-PLAY GOALS, GAME

2 - 2x, last, Jared Spurgeon, 4/24/16 vs. DAL (CQ-Game 6)

## MOST POWER-PLAY GOALS AGAINST, GAME

2 - 2x, last, Francois Beauchemin, 4/13/07 at ANA (CQ-Game 2)

## MOST POWER-PLAY GOALS, PERIOD

2 - Jared Spurgeon, 4/24/16 in 3rd of 5-4 loss vs. DAL (CQ-Game 6)

## MOST POWER-PLAY GOALS AGAINST, PERIOD

1 - 41x, last, Mark Scheifele, 4/20/18 in 3rd of 5-0 loss at WPG (CQ-Game 5)

## SHORT-HANDED GOALS

## MOST SHORT-HANDED GOALS, CAREER

2 - Wes Walz, 2003-07

## MOST SHORT-HANDED GOALS, SEASON

2 - Wes Walz, 2003

## MOST SHORT-HANDED GOALS, SERIES

1 - 7x, last, Zach Parise, 2015 Conference Quarterfinal vs. STL

## MOST SHORT-HANDED GOALS BY OPPONENT, SERIES

1 - 10x, last, Marian Hossa & Jonathan Toews, 2015 Conference Semifinal vs. CHI

## MOST SHORT-HANDED GOALS, GAME

1 - 7x, last, Zach Parise, 4/26/15 in 4-1 win vs. STL (CQ-Game 6)

## MOST SHORT-HANDED GOALS BY OPPONENT, GAME

1 - 10x, last, Marian Hossa, 5/7/15 in 4-3 loss vs. CHI (CS-Game 4)

## MOST SHORT-HANDED GOALS, PERIOD

1 - 7x, last, Zach Parise, 4/26/15 in 1st of 4-1 win vs. STL (CQ-Game 6)

## MOST SHORT-HANDED GOALS BY OPPONENT, PERIOD

1 - 10x, last, Marian Hossa, 5/7/15 in 3rd of 4-3 loss vs. CHI (CS-Game 4)

## GAME-WINNING GOALS

## MOST GAME-WINNING GOALS, CAREER

3 - Nino Niederreiter, 2013-16

## MOST GAME-WINNING GOALS, SEASON

2 - 3x, last, Mikko Koivu, 2016

## MOST GAME-WINNING GOALS, SERIES

2 - Mikko Koivu, 2016 Conference Quarterfinal vs. DAL

## OVERTIME GOALS

## MOST OVERTIME GOALS, CAREER

1 - 8x, last, 2016, Mikko Koivu

## MOST OVERTIME GOALS, SEASON

1 - 8x, last, 2016, Mikko Koivu

## MOST OVERTIME GOALS, SERIES

1 - 8x, last, Mikko Koivu, 2016 Conference Quarterfinal vs. DAL

## SHOTS ON GOAL

## MOST SHOTS ON GOAL, CAREER

116 - Mikko Koivu, 2006-18

## By Defenseman:

72 - Ryan Suter, 2012-18

## MOST SHOTS ON GOAL, SEASON

52 - Marian Gaborik, 2003

## By Defenseman:

30 - Andrei Zyuzin, 2003

## MOST SHOTS ON GOAL, GAME

9 - Marian Gaborik, 4/14/08 at COL (CQ-Game 3)

## By Defenseman:

7 - Ryan Suter, 4/16/17 at STL (CQ-Game 3)

## MOST SHOTS ON GOAL BY OPPONENT, GAME

8 - 4x, last, Patrick Sharp, 5/3/13 at CHI (CQ-Game 2)

## GAMES PLAYED, GOALTENDER

## MOST GAMES PLAYED BY GOALTENDER, CAREER

26 - Devan Dubnyk, 2014-18

## MOST GAMES PLAYED BY GOALTENDER, SEASON

11 - Dwayne Roloson, 2003

## MOST GAMES PLAYED BY GOALTENDER, SERIES

6 - 5x, last, Devan Dubnyk, 2016 Conference Quarterfinal vs. DAL

## MINUTES PLAYED

## MOST MINUTES PLAYED BY GOALTENDER, CAREER

1,499 - Devan Dubnyk, 2014-18

## MOST MINUTES PLAYED BY GOALTENDER, SEASON

579 - Dwayne Roloson, 2003

## MOST MINUTES PLAYED BY GOALTENDER, SERIES

367 - Ilya Bryzgalov, 2014 Conference Semifinal vs. CHI

## MOST MINUTES PLAYED BY GOALTENDER, GAME

88:06 - Manny Fernandez, 5/10/03 vs. ANA (CF-Game 1)

## WINS / LOSSES

## MOST WINS BY GOALTENDER, CAREER

8 - Devan Dubnyk, 2014-18

## MOST LOSSES BY GOALTENDER, CAREER

18 - Devan Dubnyk, 2014-18

## MOST WINS BY GOALTENDER, SEASON

5 - Dwayne Roloson, 2003

## MOST LOSSES BY GOALTENDER, SEASON

6 - 3x, last, Devan Dubnyk, 2015

## MOST WINS BY GOALTENDER, SERIES

4 - 2x, last, Devan Dubnyk, 2015 Conference Quarterfinal vs. STL

## MOST LOSSES BY GOALTENDER, SERIES

4 - 8x, last, Devan Dubnyk, 2018 Conference Quarterfinal vs. WPG

## SAVES

## MOST SAVES, CAREER

640 - Devan Dubnyk, 2014-18

## MOST SAVES, SEASON

236 - Devan Dubnyk, 2015

## MOST SAVES, SERIES

153 - Niklas Backstrom, 2008 Conference Quarterfinal vs. COL

## MOST SAVES AGAINST, SERIES

211 - Seymon Varlamov, 2014 Conference Quarterfinal vs. COL

## MOST SAVES, GAME

44 - Niklas Backstrom, 4/14/08 at COL (CQ-Game 3)

## MOST SAVES, GAME (REGULATION)

43 - 2x, last, Josh Harding, 5/3/13 at CHI (CQ-Game 2)

## MOST SAVES AGAINST, GAME

51 - Jake Allen, 4/12/17 vs. STL (CQ-Game 1)

## MOST SAVES AGAINST, GAME (REGULATION)

40 - Jake Allen, 4/16/17 at STL (CQ-Game 3)

## MOST SAVES, PERIOD

21 - Niklas Backstrom, 4/19/07 in 2nd of 4-1 loss at ANA (CQ-Game 5)

## MOST SAVES AGAINST, PERIOD

22 - Seymon Varlamov, 4/21/14 in 1st of 1-0 (OT) win vs. COL (CQ-Game 3)

## GOALS ALLOWED

## MOST GOALS ALLOWED BY GOALTENDER, CAREER

68 - Devan Dubnyk, 2014-18

## MOST GOALS ALLOWED BY GOALTENDER, SEASON

25 - Dwayne Roloson, 2003

## MOST GOALS ALLOWED BY GOALTENDER, SERIES

20 - Devan Dubnyk, 2016 Conference Quarterfinal vs. DAL

## FEWEST GOALS ALLOWED BY GOALTENDER, SERIES

4 - Manny Fernandez, 2003 Conference Final vs. ANA

## MOST GOALS ALLOWED, GAME

6 - Devan Dubnyk, 4/22/15 vs. STL in 6-1 loss (CQ-Game 4)

## MOST GOALS ALLOWED, PERIOD

4 - Devan Dubnyk, 4/20/18 in 1st of 5-0 loss at WPG (CQ-Game 5)

## GOALS-AGAINST AVERAGE

## LOWEST GOALS-AGAINST AVERAGE, CAREER

1.96 - Manny Fernandez, 2003

## LOWEST GOALS-AGAINST AVERAGE, SEASON

1.86 - Devan Dubnyk, 2017

## LOWEST GOALS-AGAINST AVERAGE, SERIES

1.37 - Manny Fernandez, 2003 Conference Final vs. ANA

## SAVE PERCENTAGE

## HIGHEST SAVE PERCENTAGE, CAREER

.929 - Manny Fernandez, 2003

## HIGHEST SAVE PERCENTAGE, SEASON

.929 - Manny Fernandez, 2003

## HIGHEST SAVE PERCENTAGE, SERIES

.943 - Manny Fernandez, 2003 Conference Final vs. ANA

## SHUTOUTS

## MOST SHUTOUTS, CAREER

2 - Devan Dubnyk, 2014-18

## MOST SHUTOUTS, SEASON

1 - 4x, last, Devan Dubnyk, 2017

## MOST SHUTOUTS, SERIES

1 - 4x, last, Devan Dubnyk, 2017 Conference Quarterfinal vs. STL

## ALL-TIME PLAYOFF SCORING &amp; GOALTENDING

PLAYER	GP	G	A	PTS	+/-	PIM	PPG	SHG	GWG	SOG	SH%
Zach Parise	36	14	17	31	-14	22	6	1	1	110	12.7
Mikko Koivu	55	11	17	28	-18	32	3	1	2	116	9.5
Jason Pominville	36	9	14	23	-4	6	2	0	1	96	9.4
Marian Gaborik	29	12	10	22	2	18	5	1	1	95	12.6
Mikael Granlund	39	8	13	21	2	4	1	0	2	91	8.8
Nino Niederreiter	39	8	10	18	-7	24	0	0	3	76	10.5
Jared Spurgeon	44	6	11	17	-7	12	4	0	0	67	9.0
Ryan Suter	39	2	14	16	-18	22	2	0	0	72	2.8
Charlie Coyle	44	7	8	15	-17	18	1	0	2	85	8.2
Wes Walz	23	7	7	14	6	18	0	2	2	38	18.4
Andrew Brunette	18	7	6	13	-3	4	4	0	1	33	21.2
Erik Haula	24	6	7	13	1	2	0	0	1	53	11.3
Sergei Zholtok	18	2	11	13	-7	0	1	0	0	34	5.9
Pierre-Marc Bouchard	21	4	5	9	-1	4	1	0	1	38	10.5
Cliff Ronning	17	2	7	9	-3	4	1	0	0	37	5.4
Marco Scandella	39	6	3	9	-1	6	1	1	0	65	9.2
Jonas Brodin	44	1	7	8	-5	14	0	0	0	32	3.1
Kyle Brodziak	27	3	5	8	-5	8	0	0	0	36	8.3
Matt Dumba	26	3	5	8	-8	14	2	0	1	37	8.1
Pascal Dupuis	16	4	4	8	0	8	2	0	1	36	11.1
Filip Kuba	18	3	5	8	-8	24	3	0	0	21	14.3
Brian Rolston	11	3	5	8	2	12	0	1	0	54	5.6
Jason Zucker	31	4	4	8	-9	6	0	0	1	63	6.3
Pavol Demitra	11	2	5	7	-1	2	1	0	0	24	8.3
Dany Heatley	11	1	5	6	6	4	0	0	0	9	11.1
Richard Park	18	3	3	6	-2	4	0	0	1	26	11.5
Matt Cooke	13	0	5	5	2	12	0	0	0	12	0.0
Matt Cullen	10	1	4	5	-2	4	0	0	0	12	8.3
Darby Hendrickson	17	2	3	5	1	4	0	0	1	22	9.1
Jeremy Stevenson	14	0	5	5	0	12	0	0	0	17	0.0
Justin Fontaine	19	2	2	4	-1	4	0	0	1	21	9.5
Antti Laaksonen	16	1	3	4	-3	4	0	0	0	25	4.0
Willie Mitchell	18	1	3	4	5	14	0	0	0	18	5.6
Clayton Stoner	14	1	3	4	3	26	0	0	0	13	7.7
Thomas Vanek	10	0	4	4	-7	2	0	0	0	19	0.0
Brent Burns	11	0	3	3	1	20	0	0	0	29	0.0
Matt Moulson	10	1	2	3	0	4	0	0	0	21	4.8
Petteri Nummelin	7	1	2	3	0	0	1	0	0	15	6.7
Nate Prosser	25	0	3	3	-6	30	0	0	0	15	0.0
Eric Staal	10	1	2	3	-4	2	0	0	0	26	3.8
Keith Carney	11	1	1	2	3	4	0	0	1	3	33.3
Cal Clutterbuck	5	1	1	2	0	4	0	0	0	11	9.1
Jim Dowd	15	0	2	2	-1	0	0	0	0	24	0.0
Todd Fedoruk	6	1	1	2	-2	16	1	0	0	5	20.0
Kurtis Foster	3	0	2	2	0	0	0	0	0	5	0.0
Jordan Greenway	5	1	1	2	2	0	0	0	0	3	33.3
Jason Marshall	15	1	1	2	-1	16	0	0	1	12	8.3
Nick Schultz	24	0	2	2	2	10	0	0	0	9	0.0
Nick Seeler	5	0	2	2	1	7	0	0	0	5	0.0
Lubomir Sekeras	15	1	1	2	-2	6	1	0	1	13	7.7
Chris Stewart	13	0	2	2	-3	2	0	0	0	11	0.0
Derek Boogaard	10	0	1	1	-1	44	0	0	0	1	0.0
Joel Eriksson Ek	8	0	1	1	0	0	0	0	0	15	0.0
Marcus Foligno	5	1	0	1	-2	16	0	0	0	4	25.0

## ALL-TIME PLAYOFF SCORING &amp; GOALTENDING



PLAYER	GP	G	A	PTS	+/-	PIM	PPG	SHG	GWG	SOG	SH%
Martin Hanzal	5	1	0	1	-2	0	0	0	0	10	10.0
Kim Johnsson	10	0	1	1	-2	20	0	0	0	16	0.0
David Jones	6	0	1	1	0	0	0	0	0	3	0.0
Cody McCormick	13	1	0	1	1	14	0	0	0	6	16.7
Torrey Mitchell	5	1	0	1	-4	0	0	0	0	8	12.5
Mark Parrish	6	1	0	1	2	0	0	0	0	14	7.1
Chris Porter	6	1	0	1	0	0	0	0	0	4	25.0
Jordan Schroeder	5	1	0	1	-1	0	0	0	0	7	14.3
Devin Setoguchi	5	1	0	1	-2	0	0	0	0	12	8.3
James Sheppard	6	0	1	1	-1	4	0	0	0	4	0.0
Aaron Voros	5	1	0	1	-1	16	0	0	0	10	10.0
Daniel Winnik	5	0	1	1	0	5	0	0	0	6	0.0
Andrei Zyuzin	18	0	1	1	-3	14	0	0	0	30	0.0
Keith Ballard	3	0	0	0	-2	0	0	0	0	2	0.0
Eric Belanger	6	0	0	0	-1	4	0	0	0	9	0.0
Sean Bergenheim	3	0	0	0	-2	0	0	0	0	1	0.0
Brad Bombardir	4	0	0	0	-1	0	0	0	0	1	0.0
Brad Brown	11	0	0	0	-1	16	0	0	0	0	0.0
Ryan Carter	3	0	0	0	-1	10	0	0	0	1	0.0
Zac Dalpe	3	0	0	0	-1	0	0	0	0	0	0.0
Tyler Ennis	1	0	0	0	-1	0	0	0	0	1	0.0
Justin Falk	4	0	0	0	-3	2	0	0	0	0	0.0
Christian Folin	2	0	0	0	-2	2	0	0	0	1	0.0
Matt Foy	1	0	0	0	0	0	0	0	0	0	0.0
Kurtis Gabriel	4	0	0	0	0	0	0	0	0	2	0.0
Tom Gilbert	5	0	0	0	-2	2	0	0	0	0	0.0
Adam Hall	3	0	0	0	0	7	0	0	0	2	0.0
Sean Hill	5	0	0	0	-2	4	0	0	0	1	0.0
Matt Johnson	12	0	0	0	0	25	0	0	0	2	0.0
Zenon Konopka	2	0	0	0	-2	0	0	0	0	2	0.0
Jordan Leopold	9	0	0	0	-3	0	0	0	0	7	0.0
Bill Muckalt	5	0	0	0	-3	0	0	0	0	4	0.0
Ryan Murphy	1	0	0	0	0	0	0	0	0	2	0.0
Benoit Pouliot	1	0	0	0	1	0	0	0	0	2	0.0
Branko Radivojevic	7	0	0	0	-1	2	0	0	0	11	0.0
Kyle Rau	1	0	0	0	-1	0	0	0	0	0	0.0
Erik Reitz	2	0	0	0	-1	0	0	0	0	0	0.0
Mike Rupp	4	0	0	0	-3	12	0	0	0	2	0.0
Chris Simon	2	0	0	0	-1	0	0	0	0	0	0.0
Martin Skoula	11	0	0	0	1	4	0	0	0	8	0.0
Wyatt Smith	4	0	0	0	0	0	0	0	0	2	0.0
Carson Soucy	4	0	0	0	-3	0	0	0	0	2	0.0
Jarret Stoll	4	0	0	0	-1	4	0	0	0	2	0.0
Stephane Veilleux	17	0	0	0	-1	35	0	0	0	24	0.0
Ryan White	3	0	0	0	0	4	0	0	0	2	0.0
Todd White	4	0	0	0	-1	0	0	0	0	6	0.0
GOALTENDER			GP	W	L	SA	SV	SV%	GA	GAA	MIN
Devan Dubnyk			26	8	18	708	640	0.904	68	2.72	1499
Niklas Backstrom			11	3	8	315	287	0.911	28	2.55	658
Dwayne Roloson			11	5	6	257	232	0.903	25	2.59	578
Ilya Bryzgalov			9	3	6	182	161	0.885	21	2.63	479
Manny Fernandez			9	3	4	253	235	0.929	18	1.96	552
Darcy Kuemper			9	3	1	169	154	0.911	15	2.13	421
Josh Harding			6	1	4	146	134	0.918	12	2.72	265
Alex Stalock			1	0	0	16	15	0.938	1	1.25	48





## GAMES

1. Mikko Koivu	55
2. Jonas Brodin	44
Jared Spurgeon	44
Charlie Coyle	44
5. Ryan Suter	39
Mikael Granlund	39
Nino Niederreiter	39
Marco Scandella	39

## GOALS

1. Zach Parise	14
2. Marian Gaborik	12
3. Mikko Koivu	11
4. Jason Pominville	9
5. Mikael Granlund	8
Nino Niederreiter	8
7. Three Players Tied	7

## ASSISTS

1. Mikko Koivu	17
Zach Parise	17
3. Ryan Suter	14
Jason Pominville	14
5. Mikael Granlund	13
6. Jared Spurgeon	11
Sergei Zholtok	11

## POINTS

1. Zach Parise	31
2. Mikko Koivu	28
3. Jason Pominville	23
4. Marian Gaborik	22
5. Mikael Granlund	21
6. Nino Niederreiter	18
7. Jared Spurgeon	17
8. Ryan Suter	16

## PLUS/MINUS

1. Dany Heatley	6
Wes Walz	6
3. Willie Mitchell	5
4. Keith Carney	3
Clayton Stoner	3

## PENALTY MINUTES

1. Derek Boogaard	44
2. Stephane Veilleux	35
3. Mikko Koivu	32
4. Nate Prosser	30
5. Clayton Stoner	26
6. Matt Johnson	25
7. Filip Kuba	24
Nino Niederreiter	24

## POWER-PLAY GOALS

1. Zach Parise	6
2. Marian Gaborik	5
3. Jared Spurgeon	4
Andrew Brunette	4
5. Mikko Koivu	3
Filip Kuba	3
7. Matt Dumba	2
Ryan Suter	2
Jason Pominville	2
Pascal Dupuis	2

## SHORT-HANDED GOALS

1. Wes Walz	2
2. Mikko Koivu	1
Zach Parise	1
Marian Gaborik	1
Brian Rolston	1
Marco Scandella	1

## GAME-WINNING GOALS

1. Nino Niederreiter	3
2. Mikko Koivu	2
Charlie Coyle	2
Mikael Granlund	2
Wes Walz	2
6. 15 Players Tied	1

## OVERTIME GOALS

1. Mikko Koivu	1
Jason Zucker	1
Pierre-Marc Bouchard	1
Andrew Brunette	1
Keith Carney	1
Mikael Granlund	1
Nino Niederreiter	1
Richard Park	1

## SHOTS ON GOAL

1. Mikko Koivu	116
2. Zach Parise	110
3. Jason Pominville	96
4. Marian Gaborik	95
5. Mikael Granlund	91
6. Charlie Coyle	85

## GAMES PLAYED (GOALTENDERS)

1. Devan Dubnyk	26
2. Niklas Backstrom	11
Dwayne Roloson	11
4. Ilya Bryzgalov	9
Manny Fernandez	9
Darcy Kuemper	9
7. Josh Harding	6
8. Alex Stalock	1

## GAMES STARTED (GOALTENDERS)

1. Devan Dubnyk	26
2. Niklas Backstrom	11
Dwayne Roloson	11
4. Ilya Bryzgalov	8
5. Manny Fernandez	7
6. Josh Harding	5
Darcy Kuemper	5

## GOALS-AGAINST AVERAGE

1. Alex Stalock	1.25
2. Manny Fernandez	1.96
3. Darcy Kuemper	2.13
4. Niklas Backstrom	2.55
5. Dwayne Roloson	2.59
6. Ilya Bryzgalov	2.63
7. Devan Dubnyk	2.72
Josh Harding	2.72

## WINS

1. Devan Dubnyk	8
2. Dwayne Roloson	5
3. Niklas Backstrom	3
Ilya Bryzgalov	3
Manny Fernandez	3
Darcy Kuemper	3
7. Josh Harding	1

## LOSSES

1. Devan Dubnyk	18
2. Niklas Backstrom	8
3. Ilya Bryzgalov	6
Dwayne Roloson	6
5. Manny Fernandez	4
Josh Harding	4
7. Darcy Kuemper	1

## SAVES

1. Devan Dubnyk	640
2. Niklas Backstrom	287
3. Manny Fernandez	235
4. Dwayne Roloson	232
5. Ilya Bryzgalov	161
6. Darcy Kuemper	154
7. Josh Harding	134
8. Alex Stalock	15

## SHOTS FACED

1. Devan Dubnyk	708
2. Niklas Backstrom	315
3. Dwayne Roloson	257
4. Manny Fernandez	253
5. Ilya Bryzgalov	182
6. Darcy Kuemper	169
7. Josh Harding	146
8. Alex Stalock	16

## SAVE PERCENTAGE

1. Alex Stalock	.938
2. Manny Fernandez	.929
3. Josh Harding	.918
4. Niklas Backstrom	.911
Darcy Kuemper	.911
6. Devan Dubnyk	.904
7. Dwayne Roloson	.903
8. Ilya Bryzgalov	.885

## MINUTES PLAYED

1. Devan Dubnyk	1,499
2. Niklas Backstrom	658
3. Dwayne Roloson	578
4. Manny Fernandez	552
5. Ilya Bryzgalov	479
6. Darcy Kuemper	421
7. Josh Harding	265
8. Alex Stalock	48

## SHUTOUTS

1. Devan Dubnyk	2
2. Darcy Kuemper	1
Ilya Bryzgalov	1

## FIRST GAME

Home: vs. COL, 4/14/03  
Road: at COL, 4/10/03

## FIRST WIN

Home: vs. COL (3-2 OT), 04/21/03  
Road: at COL (4-2), 4/10/03

## FIRST OT WIN

Home: vs. COL (3-2 OT), 4/21/03  
Road: at COL (3-2 OT), 4/22/03

## FIRST OT LOSS

Home: vs. VAN (3-2 OT), 5/2/03  
Road: at VAN (4-3 OT), 4/25/03

## FIRST LOSS

Home: vs. COL (3-0), 4/14/03  
Road: at COL (3-2), 4/12/03

## FIRST SHUTOUT FOR

Home: vs. COL (1-0 OT), 4/21/14  
Road: None

## FIRST SHUTOUT AGAINST

Home: vs. COL (3-0, Roy), 4/14/03  
Road: at ANA (4-0, Giguere), 5/14/03

## FIRST GOAL

Home: Marian Gaborik, 17:20 of 3rd per., vs. COL (3-1 loss), 4/16/03  
Road: Filip Kuba, 5:33 of 2nd per., at COL (4-2 win), 4/10/03

## FIRST ASSISTS

Home: Cliff Ronning, Sergei Zholtok, 17:20 of 3rd per., vs. COL (3-1 loss), 4/16/03  
Road: Andrew Brunette, Sergei Zholtok, 5:33 of 2nd per., at COL (4-2 win), 4/10/03

## FIRST GAME-WINNING GOAL

Home: Richard Park, 4:22 of OT, vs. COL (3-2 OT win), 4/21/03  
Road: Wes Walz, 9:53 of 2nd, at COL (4-2 win), 4/10/03

## FIRST OT GOAL

Home: Richard Park, 4:22 of OT, vs. COL (3-2 OT win), 4/21/03  
Road: Andrew Brunette, 3:25 of OT, at Colorado (3-2 OT win), 4/22/03

## FIRST WIN

Home: Manny Fernandez, vs. COL (3-2 OT win), 4/21/03  
Road: Dwayne Roloson, at COL (4-2 win), 4/10/03

## FIRST LOSS

Home: Dwayne Roloson, vs. COL (3-0 loss), 4/14/03  
Road: Dwayne Roloson, at COL (3-2 loss), 4/12/03

## FIRST POWER-PLAY GOAL

Home: Marian Gaborik, 17:20 of 3rd per., vs. COL (3-1 loss), 4/16/03

Road: Filip Kuba, 5:33 of 2nd per., at COL (4-2 win), 4/10/03

## FIRST SHORT-HANDED GOAL

Home: Zach Parise, 7:14 of 1st, vs. STL (4-1 win), 4/26/15  
Road: Wes Walz, 8:09 of 1st, at COL (3-2 loss), 4/12/03

## FIRST EMPTY-NET GOAL

Home: Jason Pominville, 18:34 of 3rd vs. COL (5-2 win), 4/28/14  
Road: Mikael Granlund, 18:47 of 3rd, at STL (4-2 win), 4/16/15

## FIRST PENALTY SHOT

Home: None  
Road: None

## FIRST PENALTY SHOT AGAINST

Home: Ryan Smyth, missed, 17:33 of 3rd vs. COL (3-2 OT loss), 4/9/08  
Road: None

## FIRST PENALTY

Home: Jason Marshall (cross check), 7:32 of 1st vs. COL (3-0 loss), 4/14/03  
Road: Andrew Brunette (hooking), 2:54 of 2nd, at COL (4-2 win), 4/10/03

## FIRST MINOR PENALTY

Home: Jason Marshall (cross check), 7:32 of 1st, vs. COL (3-0 loss), 4/14/03  
Road: Andrew Brunette (hooking), 2:54 of 2nd, at COL (4-2 win), 4/10/03

## FIRST MAJOR PENALTY

Home: Matt Johnson (fighting), 0:07 of 1st, vs. VAN (3-2 loss), 4/29/03  
Road: Brent Burns (fighting), 11:38 of 1st, vs. ANA (3-2 loss), 4/13/07

## FIRST MISCONDUCT PENALTY

Home: Clayton Stoner & Nate Prosser, 20:00 of 3rd, vs. COL (5-2 win), 4/28/14  
Road: Willie Mitchell, Brad Brown & Matt Johnson, 20:00 of 3rd per., at Vancouver (3-2 win), 4/27/03

## GOALTENDING

## FIRST SHUTOUT

Home: Darcy Kuemper, vs. COL (1-0 OT win), 4/21/14  
Road: Devan Dubnyk, at STL (2-0 win), 4/19/17

## FIRST PENALTY SHOT FACED

Home: Niklas Backstrom, vs. Ryan Smyth (COL); miss (3-2 OT loss), 4/9/08  
Road: None

## FIRST PP ATTEMPT

Home: 10:02 of 1st, vs. COL, 4/14/03  
Road: 4:38 of 2nd, at COL, 4/10/03

## FIRST PENALTY KILL

Home: 13:42 of 1st, vs. COL, 4/14/03  
Road: 2:54 of 2nd, at COL, 4/10/03

## FIRST TWO-GOAL GAME

Home: Richard Park, vs. COL, 4/21/03  
Road: Wes Walz, at VAN, 4/25/03

## FIRST HAT TRICK

Home: None  
Road: None

## FIRST TWO-ASSIST GAME

Home: Marian Gaborik (2a), vs. COL (3-2 OT win), 4/21/03  
Road: Darby Hendrickson (2a), at COL (3-2 loss), 4/12/03

## FIRST THREE-ASSIST GAME

Home: Cliff Ronning (3a), vs. VAN (5-1 win), 5/7/03  
Road: None

## FIRST TWO-POINT GAME

Home: Marian Gaborik (1g-2a); Richard Park (2g-0a), vs. COL, 4/21/03  
Road: Andrew Brunette (1g-1a), at COL (4-2 win), 4/10/03

## FIRST THREE-POINT GAME

Home: Marian Gaborik (1g-2a), vs. COL, 4/21/03  
Road: Andrew Brunette (1g-2a), at COL, 4/22/03

## FIRST FOUR-POINT GAME

Home: Zach Parise (2g-2a), vs. COL, 4/28/14  
Road: None