

PLAYOFFS ★ ★ ★ ALL BUSINESS ★ ★ ★

2020  ALL CAPS ★ ★ ★

PLAYOFFS

MEDIA GUIDE



JOHN CARLSON | 74

ALEX OVECHKIN | 8

NICKLAS BACKSTROM | 19

Table of Contents

INTRODUCTION

Table of Contents.....	1
Club Directory.....	2-3

OWNERSHIP & FRONT OFFICE

Ted Leonsis.....	4
Dick Patrick.....	5
Monumental Sports & Entertainment.....	6-7
Brian MacLellan.....	8
Assistant GMs.....	9
Todd Reirden.....	10
Assistant Coaches.....	11-12
Hockey Operations.....	13

PLAYERS

Phase 3 Roster.....	15
Backstrom.....	16-18
Boyd.....	19
Carlson.....	20-21
Dillon.....	22
Dowd.....	23
Eller.....	24
Gudas.....	25
Hagelin.....	26
Hathaway.....	27
Holtby.....	28-29
Jensen.....	30
Kempny.....	31
Kovalchuk.....	32
Kuznetsov.....	33
Orlov.....	34
Oshie.....	35
Ovechkin.....	36-38
Panik.....	39
Samsonov.....	40
Siegenthaler.....	41
Vrana.....	42
Wilson.....	43
Alexeyev.....	44
Copley.....	44
Fehervary.....	45
Gersich.....	45
Lewington.....	46
Maillet.....	46
Malenstyn.....	47
McMichael.....	47
Pilon.....	48
Pinho.....	48
Sprong.....	49
Vanecek.....	50

2019-20 YEAR-IN-REVIEW

2019-20 Standings.....	51
2019-20 Capitals Notes.....	52-59
2019-20 Season Timeline.....	60-61
Individual Statistics.....	62
Game-by-Game Results/Goals & Shots.....	63-65
Home and Road Statistics.....	66
Situational Statistics.....	67-69
Highs, Lows and Streaks.....	70
Shootouts and Penalty Shots.....	71
Individual Game-by-Game Statistics.....	72-77
Goals and Shots by Period.....	78
Injuries, Illnesses & Transactions.....	79

OPPONENTS

Series History and 2018-19 Reviews.....	80-125
---	--------

PLAYOFF HISTORY

Year-by-Year Results.....	127
All-Time Playoff Scoring.....	128-129
Career Leaders and All-Time Goaltending.....	129-130
Overtime.....	131
Hat Tricks and Penalty Shots.....	132
Game-by-Game Results.....	133-139
Year-by-Year Statistics.....	140-144
Record Book.....	145-147
2018 Stanley Cup Timeline.....	148-151

2020 WASHINGTON CAPITALS PLAYOFF GUIDE

Written, edited and designed by the Washington Capitals media relations staff:

Tommy Chalk, Chase Pyke

Special Thanks: Mike Vogel, Ben Raby

Cover Design: Jay Li

Photography: Patrick McDermott, NHL Images/Getty Images Staff, Bruce Bennett, Rafael Suanes, Mitchell Layton, Greg Fiume, Washington Capitals Archives

Washington Capitals

MedStar Capitals Iceplex
627 N. Glebe Rd., Suite 850
Arlington, VA 22203
202.266.2200
Fax: 202.266.2360
WashingtonCaps.com



STANLEY CUP QUALIFIERS 2020										First 10 Days of Stanley Cup Qualifiers									
TORONTO										EDMONTON									
EAST QUALIFYING ROUND										WEST QUALIFYING ROUND									
DAY	ROUND ROBIN	BEST-OF-5 SERIES								DAY	ROUND ROBIN	BEST-OF-5 SERIES							
AUG 1																			5
AUG 2																			5
AUG 3																			6
AUG 4																			6
AUG 5																			6
AUG 6																			6
AUG 7																			6
AUG 8																			6
AUG 9																			6
AUG 10																			TOTAL 52

CAPITALS COMMUNICATIONS STAFF



SERGEY KOCHAROV
Vice President of Communications
Office: 202.266.2356
Cell: 703.405.0984
skocharov@washcaps.com
Twitter - @SergeyKocharov



MEGAN EICHENBERG
Senior Manager of Communications & Publicity
Office: 202.266.2310
Cell: 540.903.1627
meichenberg@washcaps.com
Twitter - @MegEic



TOMMY CHALK
Manager of Media Relations & Content
Office: 202.266.2357
Cell: 240.446.2578
tchalk@washcaps.com
Twitter - @Tommy_Chalk



CHASE PYKE
Assistant Manager of Media Relations
Office: 202.266.2299
Cell: 301.865.6504
cpyke@washcaps.com
Twitter - @chasepyke

Washington Capitals Club Directory

MedStar Capitals Iceplex • 627 North Glebe Road, Suite 850 • Arlington, VA 22203

Ownership (Monumental Sports & Entertainment)

Founder, Chairman, Principal Partner and CEO	Ted Leonsis
Vice Chairman and Capitals President	Dick Patrick
Vice Chairman and Partner	Raul Fernandez
Vice Chairman and Mystics President, Managing Partner	Sheila Johnson
MSE Partner and Managing Partner, AFL	Roger Mody
MSE Partner	David Blair
MSE Partner	Scott Brickman
MSE Partner	Neil Cohen
MSE Partner	Jack Davies
MSE Partner	Richard Fairbank
MSE Partner	Michelle DiFebo Freeman
MSE Partner	Richard Kay
MSE Partner	Jeong H. Kim
MSE Partner	Mark D. Lerner
MSE Partner	Anthony Nader
MSE Partner	Laurene Powell Jobs
MSE Partner	Fred Schaufeld
MSE Partner	Earl Stafford
MSE Partner	George Stamas
MSE Partner	Cliff White

Hockey Operations

Senior Vice President, General Manager & Alternate Governor	Brian MacLellan
Assistant General Manager, Dir. of Legal Affairs	Don Fishman
Assistant General Manager	Ross Mahoney
Director of Player Personnel	Chris Patrick
Director of Hockey Operations	Kris Wagner
Director of Player Development	Steve Richmond
Professional Development Coach	Olie Kolzig
Player Development, Defense	Brooks Orpik
Player Development, Forwards	Jim Slater
Director of Team Services	Rob Tillotson
Director of Hockey Analytics	Tim Barnes
Manager of Hockey Analytics	HT Lenz
Hockey Operations Assistant	Jeremy Sinton

Coaching Staff

Head Coach	Todd Reirden
Assistant Coach	Scott Arniel
Assistant Coach	Reid Cashman
Assistant Coach	Blaine Forsythe
Assistant Coach, Video	Brett Leonhardt
Goaltending Coach	Scott Murray
Video Analyst	Tim Ohashi

Minor League Staff

Vice President of Hockey Ops, Hershey Bears	Bryan Helmer
Head Coach, Hershey Bears	Spencer Carbery
Assistant Coach, Hershey Bears	Scott Allen
Assistant Coach, Hershey Bears	Patrick Wellar
Associate Goaltending Coach	Alex Westlund
Associate Goaltending Coach	Jared Elenberger
Athletic Trainer, Hershey Bears	Murphy Luatua
Assistant Athletic Trainer, Hershey Bears	Brian Riedel
Strength and Conditioning Coach, Hershey Bears	Mike Wagner

Scouting Staff

Head Amateur Scout	Steve Bowman
Pro Scout/Minor League Operations	Jason Fitzsimmons
Scout	Rich Alger

Scout	Darrell Baumgartner
Scout	Matt Bradley
Scout	Danny Brooks
Scout	Alan Haworth
Scout	Phil Horner
Scout	Peter Ihnacak
Scout	Matti Lamberg
Scout	Martin Pouliot
Scout	Karl Stewart
Scout	Brian Sutherby
Scout	A.J. Toews
Scout	Mats Weiderstal

Medical Staff

Head Athletic Trainer	Jason Serbus
Assistant Athletic Trainer	Michael Booi
Massage Therapist	Zach Bryne
Strength and Conditioning Coach	Mark Nemish
Assistant Strength and Conditioning Coach	Zack Leddon
Athletic Training Assistant	Mike Harrington

Equipment Staff

Head Equipment Manager	Brock Myles
Assistant Equipment Manager	Craig Leydig
Equipment Assistant	Dave Marin
Locker Room Assistant	Ray Straccia

Monumental Sports Executives

President of Business Operations and CCO	Jim Van Stone
President of Venues	David Touhey
Chief Financial Officer	Peter Biche
Executive Vice President and General Counsel	Abby Blomstrom
Senior Vice President of Team Finance	Keith Burrows
Executive Vice President, Chief of Staff	Monica Dixon
Senior Vice President of Global Partnerships	Patrick Duffy
Senior Vice President of Strategic Initiatives and GM, MSN	Zach Leonsis
Chief Marketing Officer	Hunter Lochmann
Senior Vice President Ticket Sales & Service	Darren Montgomery
Senior Vice President of Executive Suites	Rick Moreland
Chief People Officer	Kelly Skoloda
Senior Vice President of Ticket Operations	Chris Sheap

Administration

Vice President of Administration	Patricia Maccini
Senior Director of Information Technology	Brian McPartland
Administrative Assistant	Valerie Howell
Administrative Assistant	Chuquita Pettus

Communications

Vice President of Communications	Sergey Kocharov
Manager of Media Relations and Content	Tommy Chalk
Senior Manager of Communications and Publicity	Megan Eichenberg
Assistant Manager of Media Relations	Chase Pyke
Senior Editor and Content Strategist	Mike Vogel

Monumental Sports & Entertainment Foundation

Executive Director, MSE Foundation	Elizabeth Pace
Director, MSE Foundation	Kelly Compton
Manager, MSE Foundation	Michael Pierce

Broadcasting

Senior Director of Radio Broadcasting/Radio Play-by-Play	John Walton
Radio Analyst	Ken Sabourin

Washington Capitals Club Directory

Marketing

Vice President, Marketing.....	Amanda Tischler
Senior Director of Marketing.....	Megan Garner
Director, Youth Hockey Development.....	Peter Robinson
Senior Manager of Marketing and Fan Development.....	Liz Wardlow
Manager of Youth Hockey Development.....	Jessie Thompson
Marketing Coordinator.....	Erica Sandidge
Senior Director of Digital Media.....	James Heuser
Manager of Digital Media.....	Zach Guerette
Social Media Manager.....	Anthony Meier
Digital Media Correspondent.....	Taryn Bray
Senior Managing Web Developer.....	Maggie Wenz
Manager of Community Relations.....	Heidi Hafker
Grassroots Hockey Coordinator.....	Andrew Nash
Hockey Ambassador.....	Haley Skarupa
Vice President, Game Entertainment.....	Cassidy Lien
Senior Director of Game Entertainment.....	Tyler Hines
Manager, Game Presentation.....	Alexa Tanzi
Game Presentation Coordinator.....	Matthew Meyer
Mascot Coordinator.....	Andrew Hill
Art Director.....	Grace Rudder
Graphic Designer.....	Andrew Mattice

Global Partnerships

Vice President of Global Partnerships.....	Roger Moskowitz
Vice President of Global Partnerships.....	Bob Rossi
Vice President of Global Partnerships.....	Lee Stacey
Vice President of Global Partnerships.....	Lew Strudler
Vice President of Global Partnerships.....	John Blume
Vice President of Global Partnerships.....	Erik Leibovitz
Vice President of Global Partnerships.....	Brett Baur
Vice President of Global Partnerships.....	Daniel Collins
Senior Director of Global Partnerships.....	Michael Merolla
Senior Director of Global Partnership Solutions.....	Greg Monares
Senior Manager of Global Partnership Marketing.....	Andrea Martynec
Senior Director Global Partnership.....	Letitia Petrillo
Senior Director Partnership Strategy & Development.....	Mindy Pipes
Senior Director, Partnership Strategy & Development.....	Lauren Johnson
Director, Digital Partnerships.....	Ryan Nava
Senior Manager Global Partnership Strategy.....	Jack Dennehy
Senior Manager Global Partnership Marketing.....	Andrea Martynec
Senior Manager Global Partnership Marketing.....	Matt Kronzek
Senior Manager Global Partnership Marketing.....	Krystin Lawson
Senior Manager Global Partnership Marketing.....	Haley Leonard
Manager Global Partnership Marketing.....	Hayden Terlip
Manager Global Partnership Marketing.....	Molly McShalley
Manager Global Partnership Marketing.....	Lawrence Garrett
Manager Global Partnership Marketing.....	William Glomsted
Manager Global Partnership Marketing.....	Simon Heidingsfelder
Director Global Partnership Strategy.....	Mallory Walker
Senior Manager Global Partnership Strategy.....	Tricia Aoki
Vice President, Retention.....	Patsy Coyle
Manager Systems & Reporting.....	Mike Ratzenberger
Director Global Partnership Design.....	Britton Spark
Manager, Global Partnership Design.....	Brittany Mansourimoaid
Senior Manager Global Partnership Design.....	Katie Spence
Coordinator Global Partnership Design.....	Patrick Henneghan

Finance

Senior Director of Accounting.....	Jill Ruehle
Staff Accountant.....	Mary Clamp
Accounts Payable.....	Alex Guerere

Ticket Sales & Service

Senior Director of Membership Services.....	Greg Gosselin
Membership Services Manager.....	Samantha Kurdyla
Membership Services Manager.....	Allie Smith
Membership Services Manager.....	Lexie Byrne
Membership Services Manager.....	Cody Taduran
Membership Services Manager.....	Morgan Assel
Membership Services Manager.....	Nicholas Castillo
Membership Services Manager.....	Evan Andrew
Membership Services Manager.....	MacKenna Norris
Director of Ticket Operations.....	Jordan Cookler
Director of Ticket Sales.....	Steve Zarick
Senior Manager of Ticket Operations.....	Steve Kaufman
Coordinator of Tickets Sales and Services.....	Melissa Moore
Senior Regional Sales Manager.....	Jaclyn Benjamin
Manager of Ticket Operations.....	Christian Jensen
Regional Sales Manager.....	Matt Bechtel
Regional Sales Manager.....	Marc Bezbatchenko
Regional Sales Manager.....	Vince Carollo
Regional Sales Manager.....	Aaron Freeman
Regional Sales Manager.....	Alberto Sanchez
Regional Sales Manager.....	Peter Sullivan
Regional Sales Manager.....	Kevin Weber
Regional Sales Manager.....	Kyle Wright
Senior Director of Arena Event Sales.....	Jill Buxbaum
Manager of Corporate Sales.....	Jim Anderson
Manager of Corporate Sales.....	Jimm Bonk
Manager of Corporate Sales.....	Zach Gezo
Manager of Corporate Sales.....	Pete Sekulow
Manager of Regional Sales.....	Mark Cormack
Director of Amateur Hockey Sales.....	Tim Bronaugh

Suites

Vice President Client Services and Operations.....	Lorin Fantaskey
Senior Director, Executive Suite Sales.....	Richard Garrard
Senior Director, Executive Suite Sales.....	Greg Turner
Senior Director, Executive Suite Sales.....	Bruce Zalbe
Senior Director, Executive Suite Sales.....	Vlady Entin
Manager, Executive Suite Sales.....	Brian Dean
Director, Executive Suite Sales.....	Ron Potter
Manager, Executive Suite Sales.....	Evan Waghelstein
Senior Manager Client Services.....	Rachel Northridge
Manager Suite Sales Service.....	Jamie Higgins
Senior Director Suite Operations.....	Kerry Gregg
Assistant Director of Operations.....	Sharlett Nobles
Box Office Manager.....	Stephanie Zok

Television Rightsholder

Television Rights Holder.....	NBC Sports Washington
Television Play-by-Play.....	Joe Beninati
Television Analyst.....	Craig Laughlin
Television Reporter.....	Al Koken
Studio Analyst.....	Alan May



Ted Leonsis

Founder, Chairman, Principal Partner and Chief Executive Officer Monumental Sports & Entertainment

Ted Leonsis is founder, chairman, principal owner and chief executive officer of Monumental Sports & Entertainment (MSE), one of the largest integrated sports and entertainment companies in the country with one of the most diverse partnership groups in all of sports. MSE owns and operates the NHL's 2018 Stanley Cup Champion Washington Capitals, the 2019 WNBA Champion Washington Mystics, the NBA's Washington Wizards, the NBA G League's Capital City Go-Go, the NBA 2K League's Wizards District Gaming (NBA 2K) and Capital One Arena in downtown Washington, DC. The partnership operates MedStar Capitals Iceplex, the Washington Capitals' training facility and front office headquarters, and George Mason University's EagleBank Arena. MSE is also co-owner of aXiomatic, which has controlling interest in global esports franchise Team Liquid. Mr. Leonsis is co-executive chairman of aXiomatic.

The company also owns Monumental Sports Network, a first-of-its-kind regional sports network for digital, mobile and over-the-top platforms that allows users to access content whenever and wherever they want.

MSE and NBC Sports Washington, part of the NBC Sports Group, have developed an advanced media partnership that includes NBCSW's exclusive media rights to the Capitals and Wizards, and saw MSE become an equity partner in NBCSW. NBC Sports Group has also invested in Monumental Sports Network, creating a cross-equity leadership structure.

As part of a joint venture with the DC Mayor's Office and Events DC, MSE unveiled a brand-new sports and entertainment facility in Southeast DC on the St. Elizabeths East campus, which opened in the Fall of 2018. The new venue and basketball facility includes a practice court for the Wizards and serves as the Mystics and Go-Go home court. The arena is part of the St. Elizabeths East Campus redevelopment and is expected to generate significant expansion of arts, cultural, entertainment and civic programming. This project is designed to be a catalyst for new opportunities in Ward 8 and citywide and create a destination for residents and visitors.

Mr. Leonsis serves on the Board of Governors for the NBA and NHL as well as on the Executive Committee of the NHL. He is also chairman of the NBA Media Committee.

Revolution and Venture Capital Investor

Mr. Leonsis is a co-founder and partner at Revolution Growth, which invests speed-up capital in businesses outside of Silicon Valley that are leveraging technology and new models to disrupt existing, multi-billion dollar industries. The firm makes a select group of investments each year, typically investing \$25-50 million per deal, and invests in some of the economy's largest sectors including sports, media, entertainment and education technologies, transportation, energy, financial services, food and government services. Investments include companies such as Sportradar USA, DraftKings, Bedrock Manufacturing (parent company of Shinola and Filson), Resonate, Otoro, CustomInk, Cava and sweetgreen. He also serves on the boards of several public companies, American Express and Groupm.

He also has made early stage investments and owned equity in numerous companies, including AOL, Google, Revolution Money, AddThis, Preview Travel (Travelocity), Inside.com, MobilePosse, ObjectVideo, Vox Media, Zedge, i-Village, Proxicom, Cricket Media, MediaBank, Two Harbors, Algentis, Social Radar and Forbes' Travel Guide.

Filmmaker and Digital Entrepreneur

Mr. Leonsis created and produced the award-winning film "Nanking." The film premiered at the 2007 Sundance Film Festival and was awarded the Documentary Editors Award. The film went on to win a Peabody Award and an Emmy Award. The film was distributed theatrically, appeared on HBO and is one of the most viewed documentaries of all time because of its wide distribution in theater and on television throughout China. Mr. Leonsis also produced the documentary film "Kicking It," which premiered at the 2008 Sundance Film Festival and aired on ESPN. He then produced "A Fighting Chance," which aired on ESPN in 2010. In 2013 he produced "Lost for Life," a documentary that explores juvenile offenders who have been sentenced to life without parole. "Lost for Life" was broadcast in 58 countries in 2014 and garnered both critical acclaim and ratings success. Most recently he produced the documentary "We the People: The Market Basket Effect," which aired on Pivot and iTunes and was released theatrically.

Mr. Leonsis is also executive producer of the documentary film, "Willie," along with MSE partners Sheila Johnson and Earl Stafford. "Willie" is the story of Willie O'Ree, who in 1958 became the first black player in the National Hockey League.

Mr. Leonsis is founder and chairman of ViewLift, a full-service content distribution platform for the web, OTT and mobile, which empowers media companies, sports leagues and teams, education providers and others to monetize their content through native branded apps on every major digital device. ViewLift offers a complete end-to-end solution for creating, launching and monetizing video applications across 28 device platforms, including mobile, over-the-top, connected TV and game consoles. Mr. Leonsis also is the founder, chairman and largest shareholder in SnagFilms, which has more than 5,000 movies, TV show episodes, documentaries and original comedy shorts in its free, online digital library.

Philanthropy

Through the Leonsis Foundation, his sports teams, the Monumental Sports & Entertainment Foundation, SnagFilms and his family's personal giving, Mr. Leonsis supports hundreds of charities each year. In 2015 Mr. Leonsis was named chairman of the board of DC-CAP (District of Columbia College Access Program), which is dedicated to encouraging and enabling DC public high school students to enroll in and graduate

from college.

Other highlighted charities and causes include Best Buddies, DC Central Kitchen, Georgetown Entrepreneurship Initiative, The Georgetown Venture Lab and annual Bark Tank competition in partnership with the McDonough School of Business, See Forever Foundation, Venture Philanthropy Partners, Street Soccer USA, YouthAIDS, GlobalGiving.org, College Success Foundation - District of Columbia, Potomac School, Georgetown University, Children's Hospital, Potomac Valley Amateur Hockey Association, Salvation Army Angle Tree, Alliance for Lupus Research, Serve DC, Fort Dupont Ice Arena and Ice Hockey Club, USO of Metropolitan Washington, Capital Area Food Bank, Flashes of Hope, Inova Health System Foundation, UNICEF, obesity prevention and numerous local schools and cancer research and awareness programs.

As the former vice chairman of Washington 2024, Mr. Leonsis assumed a leading role in guiding the region's bid for the 2024 Summer Olympic and Paralympic Games. In June 2014, the United States Olympic Committee identified Washington and three other cities as potential locations.

Mr. Leonsis also co-founded and chairs the Greater Washington Partnership, which played a critical role in organizing the region's bid process for Amazon's HQ2. The bid was successful, which was built on cooperation between Washington, Maryland and Virginia, and offers a great blueprint for tackling economic challenges for everything from housing to transportation to workforce development. Thanks to a \$1.5 million gift from the Leonsis family, the legacy of Georgetown entrepreneurship continues with the launch of the Georgetown Venture Lab. The lab provides a collaborative space for the university and its network of alumni entrepreneurs to catalyze startups and initiatives. The Georgetown Venture Lab extends the Leonsis family's leadership role in supporting the university's entrepreneurial community. In 2016, they launched the Leonsis Family Entrepreneurship Prize to honor and financially assist students and recent alumni who kickstart social impact ventures and initiatives.

AOL

During his 14-year career at AOL, Mr. Leonsis served as president of America Online Services Company, president of AOL Studios, president of AOL Web Properties, vice chairman and president of AOL Core Services, vice chairman and president of AOL Audience Business and vice chairman emeritus. The company recorded its greatest levels of innovation and growth under his leadership, and in May 2010 AOL named a central office tower The Leonsis Creative Center in his honor. Mr. Leonsis retired from active management of AOL in 2006.

Author

Mr. Leonsis has authored numerous books, including "Blue Magic: The People, Power and Politics Behind the IBM PC" and "The Business of Happiness: 6 Secrets to Extraordinary Success in Work and Life."

Leonsis Facts

- Blogs regularly at Ted's Take (TedsTake.com)
- Previously served a 12-year term on the board of directors at Georgetown University
- Coined term "filmanthropy" to signify films that shine a light on important topics and activate charitable giving (2006)
- Created a 101-item life-list following an early 1980s reckoning and has checked off 83 of the 101 things to do
- Founded the first new media company: Redgate Communications in 1986
- Coined the phrase "New Rules - New Media" in 1987
- Co-invented successful board game "Only in New York" (1983)
- Founded six personal computer magazines between 1981 and 1988
- Served as mayor of Orchid, Fla. (1990-94)

Awards and Honors

- Emmy Award
- Peabody Award
- Sports Business Journal 50 Most Influential People in Sports Business
- Washington Business Man of the Year
- Washington CEO of the Year
- Washingtonian of the Year
- Georgetown University John Carroll Award
- United States Sports Academy Theodore Roosevelt Meritorious Achievement Award
- Greater Washington Urban League Unsung Philanthropist Award
- TAPS Engaged Philanthropist Award
- Tech Council of Maryland Lifetime Achievement Award
- Northern Virginia Technology Council Hall of Fame Award
- Top 10 Creative Executives in America
- Top 20 Most Powerful People in Sports
- Lowell (Mass.) High School Alumni Hall of Fame
- Honorary Degrees: Emerson College, LaSalle College, Simmons College and University of Massachusetts



Dick Patrick

Vice Chairman and Partner Monumental Sports and Entertainment; and President, Washington Capitals

Dick Patrick has been part of the Washington Capitals organization since 1982 and was one of Ted Leonsis's original partners when Monumental Sports & Entertainment was formed in June 2010. Mr. Patrick is President of the Capitals and Vice Chairman of Monumental Sports & Entertainment. For the first five years of MSE's existence, Mr. Patrick also assumed initial responsibility as Chief Operating Officer and was involved in all facets of operating three professional sports franchises – the Capitals, Washington Wizards and the Washington Mystics – and Capital One Arena.


For three generations the family name of Patrick has been synonymous with the sport of hockey and the National Hockey League. Mr. Patrick's grandfather, Lester Patrick, was the longtime coach and general manager of the New York Rangers. In his honor, the Lester Patrick Trophy is awarded annually for "outstanding service to hockey in the United States." It was Lester who instilled in his family the desire to remain active in the advancement of the sport of hockey and the National Hockey League. Mr. Patrick's father, Muzz, and uncle, Lynn, both played on the 1940 New York Rangers team that captured the Stanley Cup. In October 2012, Dick Patrick was awarded the Lester Patrick Trophy for his contributions to hockey in the United States. Mr. Patrick and his son, Chris, who is the Capitals director of player personnel, became the sixth and seventh members of the Patrick family to win the Stanley Cup in 2018, a tradition that goes back 100 years in their legendary family.

Mr. Patrick's cousin, Craig Patrick, played for the Capitals from 1977-79. He won two Stanley Cups as general manager of the Pittsburgh Penguins and was enshrined in the Hockey Hall of Fame in November 2001 in the "builder" category.

Before Mr. Patrick's arrival, the Capitals had never advanced to postseason play. In his 37 seasons with the club, Washington has qualified for the playoffs 30 times – including the team's Stanley Cup championship in 2018, the run to the Stanley Cup Final in 1998 and three Presidents' Trophy-winning teams (2009-10, 2015-16, 2016-17).

In addition to his commitment to the Capitals, Mr. Patrick previously served as co-chairman of the Washington, D.C., Division of the Fighting Blindness League. FBL, a charity event sponsored by the National Hockey League, benefits the Foundation Fighting Blindness in the fight against retinal degenerative diseases. Held in nine NHL cities on the eve of the Stanley Cup playoffs, FBL gives participants the chance to "own" an imaginary NHL franchise and participate in a rotisserie-style fantasy draft of NHL players.

Born in 1946 in Victoria, B.C., Mr. Patrick grew up in the United States. He earned his undergraduate degree from Dartmouth College and a law degree from the Washington College of Law at American University. He has developed commercial real estate in the Washington, D.C., area for more than 20 years and, while raising children who have skated within local youth hockey programs, he has been instrumental in increasing the Capitals' involvement in youth programs throughout the area.



Monumental Sports & Entertainment

Monumental Sports & Entertainment (MSE), located in Washington, D.C., is one of the largest integrated sports and entertainment companies in the country with one of the most diverse partnership groups in all of sports. MSE owns and operates seven professional sports teams: the 2018 Arena Football League champion Washington Valor, AFL's Baltimore Brigade, NBA's Washington Wizards, NBA G League's Capital City Go-Go, NBA 2K League's Wizards District Gaming, the 2018 NHL Stanley Cup Champion Washington Capitals and the WNBA's Washington Mystics. The company is also co-owner of aXiomatic, which has controlling interest in global esports franchise Team Liquid, and owns and operates Capital One Arena in Washington, D.C. Monumental Sports & Entertainment also manages MedStar Capitals Iceplex, the state-of-the-art training facility for the Capitals and EagleBank Arena on George Mason University's campus. In conjunction with the District of Columbia and Events DC, MSE is a partner in a new sports and entertainment facility in Southeast DC on the St. Elizabeth's East campus that opened in September 2018. Facility highlights include MedStar Wizards Performance Center, the brand-new training facility for the Wizards, Go-Go and Mystics, and a 4,200-seat arena which will serve as the new home of the Mystics and Go-Go. Monumental Sports & Entertainment also co-owns and operates Monumental Sports Network (MSN) with the NBC Sports Group. MSN is the mid-Atlantic region's top destination for exclusive fan experiences and original sports content across desktop, tablet, mobile and OTT streaming devices. Visit www.monumentalsports.com.

Raul Fernandez

Vice Chairman and Partner, Monumental Sports & Entertainment

Raul J. Fernandez is an entrepreneur, investor, philanthropist and strategic partner who brings more than two decades of executive experience scaling innovative and rapidly growing technology companies. In addition to his role at Monumental, he is an investor in disruptive companies including Undercover Colors, SyncThink, Radius Networks, Cloud9 eSports, Professional Fighters League (MMA) and Snap+Style Business. Mr. Fernandez also serves as a special advisor to global equity firm General Atlantic Partners. He serves on the board of directors at Kate Spade & Company, AtSite Inc. and Perfect Sense Digital. A native Washingtonian and University of Maryland graduate, Mr. Fernandez is an active philanthropist in D.C. regional nonprofits focused primarily on educational reform.

Sheila C. Johnson

Vice Chairman and Partner, Monumental Sports & Entertainment
President and Managing Partner, Washington Mystics

Sheila C. Johnson is an entrepreneur and philanthropist whose accomplishments span the arenas of hospitality, sports, TV/film, the arts and humanitarian causes. She is CEO of Salamander Hospitality, LLC, overseeing a growing portfolio of luxury properties and lifestyle businesses. Ms. Johnson is the only African American woman to have a principal shareholder stake in three professional sports teams: Wizards, Capitals and Mystics, for which she serves as governor. She also serves on the board of the Greater Washington Partnership focused on strengthening the region's commerce and innovation. Ms. Johnson is known as a TV pioneer, having been a founding partner of Black Entertainment Television.

Monumental Sports & Entertainment Partners

David T. Blair is chairman of Accountable Health Solutions Inc., a healthcare services company that develops technology-enabled solutions to improve quality, increase efficiency and reduce costs in the delivery of healthcare. From its founding in 1998 through 2012, Mr. Blair served as chairman and chief executive officer of Catalyst Health Solutions Inc., a Fortune 500 company. Catalyst was acquired by SXC Health Solutions in 2012 for \$4.8 billion. Through their family foundation, Mr. Blair and his wife, Mikel, support a number of local and national philanthropic organizations. He also serves as a board member and acts in an advisory capacity to several corporations and nonprofits.

Scott Brickman is CEO of The Brickman Group, the largest commercial landscape maintenance firm in the U.S. with over 10,000 employees, 170 owned and operated branches and serving 30 states throughout the country. Mr. Brickman has served as a board member and in an advisory capacity to many organizations, including Kellermeyer Building Services, ICON, Sequel Health Services and Kratos Global Strategies. He and his wife, Patrice, are involved in many philanthropic causes, including Neediest Kids and Visible Men, where Mr. Brickman sits on the board, the National Center for Women and Children, Stepping Stones Shelter, the Barbara Bush Foundation Celebration of Reading and the Cystic Fibrosis Foundation.



Neil D. Cohen is the CEO of Snapfish.com and president and chief executive officer of District Photo Inc., which is one of the largest direct-to-consumer digital print, variable data printer and gift fulfillment services in the world. He started with the company in 1976 and has been president and CEO since 1989. Mr. Cohen, a native of Washington, D.C., is the past president of the Photo Marketing Association International. He is also involved in numerous business groups, including the World Presidents' Organization, and a wide-range of philanthropic organizations serving children's needs, education, faith-based organizations and health-related causes.

Jack Davies was the founder and president of AOL International and now serves on the board of directors of Scholastic. Prior to joining AOL in 1993, Mr. Davies was managing director of Citicorp's London-based consumer mortgage business after serving as vice president, Europe, for RCA Records. Active in philanthropy in the D.C. area, Mr. Davies serves on a number of boards, including the board and executive committee of Venture Philanthropy Partners. In addition, he is on the board of See Forever Foundation, CharityWorks, Teach For America – DC Region and The Economic Club of Washington, D.C.

Richard D. Fairbank is founder, chairman and chief executive officer of Capital One Financial Corporation, a broadly diversified financial services company ranked 130th on the Fortune 500. Mr. Fairbank has been recognized for his community and industry leadership, including his 2008 appointment to the President's Council on Service and Civic Participation. He was also honored as a 2008 Washington Business Hall of Fame Laureate and was named 2006 Banker of the Year by the American Banker. Mr. Fairbank has been recognized as one of the top "100 CEO Leaders in STEM" by STEMconnector in partnership with US News and World Report, the Business-Higher Education Forum and Fortune magazine.

Michelle DiFebo Freeman is the owner and CEO of the Carl M. Freeman Companies, a real estate company that specializes in land acquisition, planning, development, redevelopment and management. Ms. Freeman is president and chairman of the Carl M. Freeman Foundation and is the founding chairman of the Joshua M. Freeman Foundation, which honors her late husband. A founding member of Venture Philanthropy Partners, Ms. Freeman serves on the board of CharityWorks and the Landon School in Bethesda, MD. She has also chaired AfterDark@THEARC in Southeast D.C. and annually participates in Covenant's House Executive Sleep-Out. Ms. Freeman is active in YPO, the Urban Land Institute and the ICSC organization. In 2013 Elle Magazine named her as one of the 10 Most Influential Women in Washington, D.C.


Richard Kay is currently chairman of Sentrillion Inc., a border security, cyber-security, information assurance and healthcare managed services company. He is the former founder, chairman and CEO of OTG Software, a leader in the data storage software company that he founded in 1992. OTG became the leader in online data storage solutions. Mr. Kay currently serves on the board of directors of the University of Maryland School of Engineering. He is a special partner with ABS Capital, a multibillion-dollar equity investment firm focused on healthcare, IT and media companies. Mr. Kay is also an honorary member of the board of directors of Venture Philanthropy Partners.

Jeong H. Kim is chairman of Kiswe Mobile Inc., a startup focusing on interactive mobile video. Dr. Kim also served as president of Bell Labs, the communication industry's most heralded research organization. His early career encompassed computer design, satellite systems design and data communications, including seven years as a nuclear submarine officer in the U.S. Navy. Dr. Kim currently serves on the boards of Samsung Electronics Co., ARRIS International Plc., and the Nuclear Threat Initiative. He is a member of the National Academy of Engineering, who named him one of the 10 most influential Asian Americans. In January 2014 the government of France awarded him membership in the Legion of Honor for his services in global technology.

Mark D. Lerner, representing members of the Lerner, Cohen and Tanenbaum family, is a principal owner of the Washington Nationals Baseball Club and a principal of Lerner Enterprises, a real estate development, management and investment company concentrated in the Washington, D.C., metropolitan area. Mr. Lerner and his family are leading philanthropists in the region, supporting numerous organizations and causes. He currently serves as a trustee of the Jewish Community Center of Greater Washington, and as a member of the board of Hillel at The George Washington University.



Monumental Sports & Entertainment



Roger Mody is the founder and chairman of The Mody Foundation, whose goal is to provide higher education, health-based and athletics funding for economically disadvantaged inner-city children. The Mody Foundation has been actively involved in the Washington-area philanthropic community, participating with the St. Jude's Children's Research Hospital, Juvenile Diabetes Research Foundation, The Orphan Network, National Multiple Sclerosis Society and the Easter Seals. Mr. Mody is also an associate publisher of Inc. Magazine and is the former chairman and CEO of SIGNAL Corporation. He was a charter member of the Redskins Leadership Council and is currently a member of the MSE Foundation board of directors.

Anthony Nader is managing director of SWaN & Legend Venture Partners, a portfolio of widely diversified investments, including growth-oriented companies, startup ventures, domestic and international real estate holdings and the Washington Nationals Baseball Club. In addition, Mr. Nader is vice chairman at Asurion. He serves on a number of volunteer and for-profit boards, including serving as chairman of the Inova Health System Board of Trustees. Mr. Nader is a member of Venture Philanthropy Partners, The Economic Club of Washington, D.C. and the YPO Gold (formerly the World Presidents' Organization).

Fredrick D. Schaufeld founded NEW Corp. (now NEW Asurion Corp.) the world's largest consumer product protection company, employing over 18,000 people throughout the globe. In 2006, Mr. Schaufeld founded SWaN Investors (predecessor to SWaN & Legend Venture Partners) with Tony Nader and Cliff White. He serves on boards of CustomInk, KIND, José Andrés' Think Food Group, Noodle Companies and Sugar 23. Mr. Schaufeld is a partner in the Washington Nationals, Team Liquid and the Professional Fighters League. He is a member of Venture Philanthropy Partners and is an active supporter of the Schaufeld Family Heart Center of the Inova Loudoun Hospital, the Fredrick D. and Karen G. Schaufeld Lower School of Loudoun Country Day School and the Fredrick D. Schaufeld Scholarship Program.

Earl Stafford is the chairman and CEO of The Stafford Foundation, a faith-based, nonprofit organization providing services to empowering self-reliance among the disadvantaged and underserved. Mr. Stafford is the former chairman and CEO of UNITECH, a technology solutions company delivering training programs, simulation and homeland security systems for the federal government. He also enjoyed a distinguished career in the U.S. military. Mr. Stafford currently serves on the boards of the Joint Center for Political and Economic Studies, Drexel University, Wesley Theological Seminary, Venture Philanthropy Partners and Business Executives for National Security.

George P. Stamas is a senior partner in the Washington and New York offices of the international law firm Gibson, Dunn & Crutcher LLP. He has been listed numerous times in Chambers USA: America's Leading Lawyers and Best Lawyers in America. Mr. Stamas was the former vice chairman of the board of Deutsche Banc Alex Brown Inc., a founding board member of FTI Consulting (NYSE) and serves on the boards of NexCen Brands Inc., Gridpoint Technologies, Medicity Inc. and MidOcean Partners. He is a venture partner of New Enterprise Associates and is active in numerous local and national civic affairs, including the Council on Foreign Relations, the Shakespeare Theatre Company, Leadership 100, Caves Valley Golf Club, the Baltimore Orioles and is an Archon of the International Order of St. Andrew.

Cliff White was a founding partner and the financial architect of NEW Customer Service Companies Inc. (NEW), the nation's leading provider of extended service plans and buyer protection programs for consumer products. He is also a partner in SWaN Investors, a diversified private investment fund with more than two dozen investments, including the Washington Nationals Baseball Club. Mr. White is an active philanthropist, serving on the board of the Community Foundation of Montgomery County where he also chairs the Neighbors In Need Montgomery Fund and serves on the Sharing Montgomery Grants Committee. He and his wife are also donors and board members of Venture Philanthropy Partners serving children and youth of low-income families in the National Capital region.





Brian MacLellan

Senior Vice President, General Manager and Alternate Governor

Brian MacLellan completed his sixth season as general manager of the Capitals. MacLellan, 61, was named the sixth general manager in the franchise's history on May 26, 2014 and is in his 18th season with Washington after previously serving as the team's assistant general manager, player personnel.

Since appointing MacLellan as general manager, the Capitals are 294-135-50 and have led the League in points (638), road wins (294) and have recorded the second-most wins (294) in the NHL. With 90 points in 69 games before the suspension-shortened 2019-20 season, the Capitals were again on pace to reach the 100-point mark. They would have become the fourth franchise in NHL history to reach the mark six consecutive times, joining the Detroit Red Wings (12 times: 1999-00 to 2011-12), the Montreal Canadiens (eight times: 1974-75 to 1981-82) and the Edmonton Oilers (1981-82 to 1986-87).

During MacLellan's tenure, the Capitals have won two Presidents' Trophies and a franchise-record five consecutive Metropolitan Division titles.

With MacLellan at the helm, the Capitals won their first Stanley Cup in 2018. Of the 19 players to take the ice during the Cup-clinching win in Game 5, eight players were either signed, traded for or drafted by MacLellan, including three of the four players that scored in the game (Jakub Vrana, Devante Smith-Pelly and Lars Eller). The Capitals tied an NHL record with 10 road wins during the run and joined the 1991 Pittsburgh Penguins as the only teams to win the Stanley Cup despite trailing in all four series.

In the 2016-17 season, the Capitals won their second consecutive Presidents' Trophy, marking the seventh time in NHL history a team has won the Presidents' Trophy in consecutive seasons. Washington posted a 55-19-8 record, marking the second-most wins and third-most points (118) in a season in franchise history. The Capitals recorded 55 wins in two straight seasons (2015-16: 56, 2016-17: 55), joining the Montreal Canadiens (1975-78) as the only teams in NHL history to win 55 or more games in consecutive seasons. Washington also earned 238 points in the prior two seasons at the time, marking the most points in two straight seasons since Montreal recorded 244 points from 1977-79.

In the 2015-16 season, Washington led the NHL with a record of 56-18-8 (120 points) and captured its second Presidents' Trophy in franchise history (2009-10). The Capitals set franchise records in wins and road wins (27) and MacLellan was named a finalist for the 2015-16 NHL General Manager of the Year Award.

In his first season, Washington posted a record of 45-26-11 (101 points), reaching the 100 point mark for the eighth time in team history and the first since the 2010-11 season.


In his previous role, MacLellan oversaw the club's professional scouting staff and worked closely with the team's American Hockey League affiliate, the Hershey Bears, who won the Calder Cup in 2006, 2009 and 2010. MacLellan, who served as a pro scout for the Capitals from 2000-03 prior to his promotion to director of player personnel, assisted and advised the general manager in all player-related matters.

MacLellan, who won a Stanley Cup with the Calgary Flames in 1989, recorded 413 points (172 goals, 241 assists) in 606 games during his 10-year NHL career with the Los Angeles Kings, New York Rangers, Minnesota North Stars, Calgary Flames and Detroit Red Wings. MacLellan also won a silver medal with Team Canada at the 1985 World Championship in Prague.

The Guelph, Ont., native played hockey at Bowling Green State University from 1978-82, registering 143 points (64g, 79a) in 160 games. MacLellan's 345 career penalty minutes rank sixth in school history. The 6'3" forward earned 63 points his freshman year, marking the second most points by a freshman in school history behind teammate George McPhee, who tallied 88 points the same season. Late in his junior season, MacLellan moved to defense, and was named an All-American defenseman and First-Team All-CCHA in 1982. MacLellan served as co-captain for the Falcons from 1980-82. He was elected to the Bowling Green Athletic Hall of Fame in 1987. MacLellan graduated with a bachelor of science in business administration from Bowling Green and earned his MBA in finance from the University of St. Thomas in 1995. He went on to work for an investment consulting firm in Minneapolis before joining the Capitals as a pro scout.



MacLellan, second from right, poses with the Capitals' 2019 first-round pick, Connor McMichael, at the 2019 NHL Draft in Vancouver.



MacLellan hoists the Stanley Cup following the Capitals' Game 5 win in Las Vegas.



Nicklas Backstrom waves to the crowd during a ceremony honoring him as the all-time franchise leader in assists as general manager Brian MacLellan and Washington Capitals owner Ted Leonsis look on before the start of a game against the New York Rangers at Verizon Center on April 11, 2015.



Ross Mahoney

Assistant General Manager

Ross Mahoney completed his sixth season as assistant general manager with Washington. Mahoney served as the Capitals' director of amateur scouting for the prior 16 seasons. As assistant general manager, Mahoney is responsible for the NHL Entry Draft, the club's developmental programs, evaluations of opposing teams prospects and oversees the organization's amateur scouting staff. In Game 5 of the 2018 Stanley Cup Final, 12 players, all drafted during Mahoney's tenure, were in the lineup.

Prior to joining the Capitals, Mahoney was a scout with the Buffalo Sabres and Vancouver Canucks. He has coaching experience with the University of Regina, the Western Hockey League's Regina Pats and at the international level. He twice coached Team Western in the World Under-17 Challenge. In 1995, he coached Team Saskatchewan to the gold medal at the Canadian Winter Games.

Mahoney earned a degree in education from the University of Regina, where he played hockey for the Cougars. After graduating, he spent 17 years as a teacher.

Mahoney played junior hockey for the Tier II Regina Pat Blues and the Regina Pats in the WHL. He also played four years at the University of Regina, helping lead his team to two national finals. Mahoney was inducted as a player in the Saskatchewan Baseball Hall of Fame in 1997 and in the Saskatchewan Sports Hall of Fame in 1999.

Mahoney and his wife, Traci, reside in Regina, Saskatchewan. He has a son, Michael, and a daughter, Katie.



Don Fishman


Assistant General Manager, Director of Legal Affairs

Don Fishman completed his 15th season with the Washington Capitals and 11th as assistant general manager and director of legal affairs. In this role, he handles player contract negotiations, player contract research and analysis, the club's day-to-day salary cap position, team salary cap strategic planning, the salary arbitration process, NHL and team salary cap analysis, and interpretation of NHL/NHLPA Collective Bargaining Agreement (CBA) issues. Fishman also assists the club's general manager with the day-to-day operations of the Capitals hockey operations department such as roster issues, player movement, preseason and regular season scheduling, budgeting, and training camp planning.

Fishman, who spent two seasons as director of legal affairs and hockey administration before his appointment to assistant general manager, also helped lead the organization's efforts on a number of other special projects, including attracting two World Cup of Hockey exhibition games to Washington in 2016, bringing the United States Men's Olympic Hockey Team

Orientation Camp to the Capitals' Arlington, Virginia training facility in 2013, and bringing American Hockey League hockey games to Washington in 2012 and 2014. Fishman was also involved with the planning for two NHL Winter Classic outdoor hockey games involving the Capitals, held in Pittsburgh in 2011 and at Nationals Park in Washington D.C. in 2015. Finally, Fishman serves as legal counsel for the Capitals organization generally.

Prior to joining the Capitals, Fishman served as general counsel of two Washington, D.C. city government agencies. In his role with District government, he worked as part of the local host committee that successfully bid for the NCAA Men's Hockey Frozen Four, held in Washington, D.C. in 2009. Fishman also worked as a corporate and communications lawyer in Washington and Los Angeles with Latham & Watkins and Ervin, Cohen & Jessup. Fishman, a native Washingtonian, graduated with an economics degree from Harvard College, where he also served as the radio voice of Harvard Hockey, and a law degree from UCLA School of Law.



Todd Reirden

Head Coach

Todd Reirden, 49, completed his second season as the Capitals' head coach. Reirden previously served as an associate coach from 2016-2018 and as an assistant coach from 2014-16.

In Reirden's second season as head coach, the Capitals finished with a 41-20-8 record in the suspension-shortened season, finishing first in the Metropolitan Division and with the fifth-most points (90) in the NHL. Reirden was named the head coach of the Metropolitan Division at the 2020 All-Star Game, becoming the first head coach in franchise history to coach in multiple All-Star Games (2019). Reirden also became one of nine active NHL head coaches to coach multiple All-Star Games and one of three to do so consecutively (Jon Cooper, Tampa Bay; Todd McLellan, San Jose). Additionally, Reirden is one of three coaches in NHL history to coach the All-Star game twice within his first two career seasons as a head coach (Jimmy Skinner: 1954-55; Doug MacLean: 1996-97).

With a career record of 89-46-16, Reirden's .642 point percentage ranks fifth in NHL history among coaches with at least 100 games.

In his first season as head coach, Reirden led the team to a 48-26-8 record, marking the second-best 82 game start as a head coach in franchise history. The Capitals claimed the Metropolitan Division and finished with the fourth best record in the NHL. The Capitals finished the season with a 24-15-2 record on the road, tied for the third most road wins in the NHL and tied for the second most in franchise history. Washington had seven players who reached the 20-goal plateau, tied with Columbus for the most in the NHL.

From 2014 through 2018, Reirden was responsible for the Capitals' defensemen. During that span, the Capitals posted a record of 205-89-34 and ranked second in goals-against average (2.45). During the 2017-18 season, Washington defensemen combined for 176 points, including 138 at even strength. Capitals defenseman John Carlson led the NHL with 68 points, at the time marking the fourth time in the last 10 seasons a Caps defenseman finished in the top-10 among defensemen scoring, the second to finish in the top two and the first to finish first under Reirden.

During the 2016-17 season, the Capitals ranked first in the NHL in goals against per game (2.16), marking Washington's lowest goals against per game in franchise history. In addition, the Capitals ranked fourth in shots against per game (27.8) and the Capitals held their opponents to the fewest goals in an 82-game season in franchise history (182). During the 2015-16 season, the Capitals held their opponents to 30 or fewer shots in 15 consecutive games (10/15-11/18), marking the longest streak for Washington since 1984-85. Reirden helped lead the Capitals to the fifth-ranked power play in the NHL (21.9) and Washington defensemen ranked tied for sixth in the League in even-strength points (122).

In his first season with the Capitals, Reirden helped lead Washington to the highest power-play percentage in the NHL (25.3%) and helped Capitals blueliners rank third in the NHL in points by defensemen (182), tied for first in the League in even-strength points by defensemen (137) and tied for first in multi-point games by defensemen (37). Washington defensemen also recorded 150 assists in 2014-15, passing their total from 2013-14 (108). Reirden helped the Capitals improve in several defensive categories, ranking seventh in the NHL in goals against (2.43) season after finishing 21st in the League in 2013-14 (2.79) and rank tied for 10th in shots against per game (28.9) in 2014-15 after ranking 27th (33.5) in 2013-14. In addition, the 2014-15 Capitals had the largest decline in shots against (-4.6 per game) from the previous season of any NHL team in the last seven seasons.

Prior to joining the Capitals, Reirden spent four seasons as an assistant coach with the Pittsburgh Penguins and worked closely with Pittsburgh's defensemen and power-play unit. Under his guidance, the Penguins' power play scored the most power-play goals (164) and posted the highest power-play percentage (22.3%) in the NHL since 2011. Reirden oversaw a defensive corps that ranked seventh in goals (38) in 2013-14, sent three players to the 2014 Winter Olympics (Olli Maatta, Paul Martin, Brooks Orpik) and ranked in the top 12 in goals against in three of his four seasons with the team.

Reirden joined the Penguins organization in 2008 as an assistant coach with Wilkes-Barre/Scranton Penguins of the AHL and was promoted to head coach following Dan Bylsma's promotion to Pittsburgh. In his two seasons as head coach of Wilkes-Barre/Scranton, Reirden guided the team to a 55-43-8 record and has seen 36 of his former players reach the NHL, including 15 defensemen who played in the NHL during the 2013-14 season. During the 2009 playoffs, the Deerfield, Ill., native joined Pittsburgh's extended playoff coaching staff and assisted with in-game adjustments, helping the team capture the Stanley Cup. Prior to joining the Penguins organization, Reirden spent one season as an assistant coach with his alma mater - the Bowling Green Falcons.

Reirden was selected by New Jersey in the 12th round, 242nd overall, in the 1990 NHL Draft. He recorded 46 points (11g, 35a) and 181 penalty minutes in 183 career NHL games with Edmonton, St. Louis, Atlanta and Phoenix.

Reirden and his wife, Shelby, have one son, Travis.




Reirden became the third coach in NHL history to earn an All-Star nod in his first two seasons as a head coach.



Reirden hoists the Stanley Cup following the Capitals' Game 5 win in Las Vegas in 2018.



Reirden was named the 18th head coach in Capitals history on June 29, 2018.



Scott Arniel

Assistant Coach

Arniel, 57, completed his second season as an assistant coach with the Capitals after spending the prior five seasons as an associate coach with the New York Rangers. Arniel has more than 18 years of professional coaching experience, which includes serving as head coach for the Columbus Blue Jackets from 2010-12.

The Kingston, Ont., native compiled a 218-136-21-21 record in five seasons as head coach in the American Hockey League with the Chicago Wolves and the Manitoba Moose. Arniel guided the Moose to the Calder Cup Final in 2009 after posting franchise records with 50 wins and 107 points to finish atop the AHL standings. Arniel captured the Louis A.R. Pieri Memorial Award that season as the AHL Coach of the Year.

Arniel also served as an assistant coach with the Buffalo Sabres (2002-2006) and with the Manitoba Moose (1999-2002).

Prior to joining the coaching ranks, Arniel won two Memorial Cup Championships with the Cornwall Royals in the QMJHL and won a gold medal in the 1982 World Junior Championship, Canada's first-ever gold medal in the tournament. Arniel appeared in 730 NHL games with the Winnipeg Jets (1981-86; 1990-91), Buffalo Sabres (1986-90), and Boston Bruins (1991-92), registering 338 points (149g, 189a) in 11 seasons. Arniel was originally selected by Winnipeg in the second round, 22nd overall, in the 1981 Entry Draft.

Arniel and his wife, Lia, have a son, Brendan, and a daughter, Stephanie.



Reid Cashman

Assistant Coach

Cashman, 37, completed his second season as an assistant coach with the Capitals. Cashman is responsible for the Capitals defensemen.

Cashman joined the Hershey Bears in 2016 after a successful tenure at Quinnipiac University. Cashman coached at his alma mater for five seasons, the latter two as an associate head coach, prior to joining the Bears. At Quinnipiac, he spent four years as an assistant coach, and two as an associate head coach, helping lead the program to 129 wins as well as four-consecutive NCAA Tournament appearances, including two NCAA Frozen Four and Championship Game appearances. In addition, Quinnipiac won three Cleary Cups for the ECAC Hockey Regular Season Championship and the program's first Whitelaw Cup for the ECAC Hockey Tournament Championship in 2016.

The Minnesota native graduated from Quinnipiac University where he is the program's all-time leader in career assists (125) as well as defenseman career points (148). Cashman earned All-American

recognition in 2005, 2006 and 2007 after he completed his last two seasons as the only defenseman ranked in the top-20 in scoring in NCAA Division I men's ice hockey. Cashman was named to the ECAC Hockey All-Decade Team for the period from 2000 through 2009 and was also recognized as one of the Top 50 players in ECAC Hockey history.

Upon completion of his Quinnipiac career, Cashman signed with the Toronto Maple Leafs. He played for the AHL's Toronto Marlies, Wilkes-Barre/Scranton Penguins and the Milwaukee Admirals. He also played for the Columbia Inferno, Wheeling Nailers and the Cincinnati Cyclones of the ECHL before completing his professional career overseas with EHC Black Wings Linz of the Austrian Erste Bank Ice Hockey League.

Cashman's hometown is Red Wing, Minnesota. He is joined in Washington by his wife, Stefanie and his daughters, Maggie and Sophia.



Blaine Forsythe

Assistant Coach

Blaine Forsythe completed his 14th season with Washington and his 11th as an assistant coach. Forsythe is responsible for the Capitals power play and the team's centers.

Over the last six seasons, the Capitals have converted on 318 of their 1,431 power play opportunities (22.2 percent), ranking second in power play percentage.

During the Capitals' Stanley Cup run, Washington opened up its first six playoff games with a power play goal, marking the first time since 1989 the Capitals recorded a power play goal in six straight playoff games. The Capitals power play converted on 22 of their 75 opportunities (29.4 percent), the most power play goals in a postseason over the last eight seasons.

The Capitals have ranked in the top-10 in the NHL in power-play percentage six of the last eight seasons and top-five in five of the last eight, including the top-ranked unit in 2012-13, 2013-14 and 2014-15. In addition, Forsythe took over the responsibility of working with the team's centers prior to the 2014-15 season. He helped improve the team's faceoff win percentage from 48.4% (19th) in 2013-14 to 51.2% (12th) in 2014-15.

Forsythe joined the Capitals as a video coach prior to the 2006-07 season and was an integral member of the Capitals staff that helped lead the Capitals to the 2007-08 Southeast Division championship. He was promoted to a position as an amateur scout in 2008-09 before returning to the coaching staff in 2009-10. In his first season back as an assistant coach, Forsythe led the team's video coaching operations and helped the team win the Presidents' Trophy and the Southeast Division championship.

Prior to joining the Washington organization, the Calgary, Alberta, native worked for the Calgary Hitmen from 1998-2006, where he served as both an assistant general manager (1998-06) and an assistant coach (2002-06). Forsythe helped lead Calgary to a WHL championship in 1999.

Forsythe received a business degree from the University of Minnesota and played Division II hockey at the University of Minnesota, Crookston. He played junior hockey with the CJHL's Pembroke Lumber Kings in Pembroke, Ontario.

Forsythe and his wife, Ivy, reside in Arlington. He has a daughter, Sloan, and a son, Bodhi.



Scott Murray

Goaltending Coach

Scott Murray completed his third season as the Capitals' goaltending coach. Murray previously spent four seasons with the Hershey Bears.

Over the last three seasons, Capitals goaltenders have combined for 138 wins, the third most wins in the NHL.

During the 2019-20 season, Murray worked with Braden Holtby and Ilya Samsonov. Holtby ranked eighth in the NHL in wins (25) and was named to the NHL All-Star Game for the fifth straight season. Murray guided rookie goaltender Samsonov to a 16-6-2 record, and he ranked second among NHL rookie goaltenders in wins. Samsonov became the first netminder in franchise history to record 10 wins within his first 12 starts (10-2-1) and the second goaltender in NHL history to win his first 10 road decisions.

During the Capitals' 2017-18 Stanley Cup-winning season, Murray helped Holtby set a franchise record for most wins in the postseason and lead all NHL goalies in goals-against average (2.16) during the playoffs.

Murray joined the Capitals organization in 2013 after spending four seasons as the goaltending coach for the Sudbury Wolves of the Ontario Hockey League. Murray, 40, played hockey collegiately at Lake Superior State University. The St. Clements, Ontario, native also played for the San Angelo Saints (Central Hockey League) and Motor City Mechanics (United Hockey League) during his professional career.

Murray and his wife Renee have three children, a son Tylar, and two daughters, Ella and Liv.



Brett Leonhardt

Assistant Coach - Video

Brett Leonhardt completed his eighth season as the Capitals' video coach and second as an assistant coach.

Leonhardt spent two seasons in the NHL office in Toronto as their video manager for hockey operations beginning in 2011. In his role, he was responsible for breaking down and handling all video for rule changes, video reviews, officiating issues and more.

Prior to his time with the NHL, Leonhardt received a bachelor of arts in communications and media arts at Neumann University and was a recipient of the John A. Phillips Scholar-Athlete Award as well

as the John Facenda Award for excellence in communication arts. He played hockey collegiately at both Neumann University and Oswego State University after spending three seasons playing for the Cambridge Winterhawks and Kitchener Dutchmen of the GOJHL.

Leonhardt was born in Kitchener, Ont. He and his wife Logan, a DCPS kindergarten teacher at Janney Elementary, reside in Reston, Va.



Tim Ohashi

Video Analyst

Tim Ohashi completed his fifth year with the Capitals as an analyst.

Prior to his time with the Capitals, Ohashi earned his Bachelor of Arts from Bates College in Lewiston, Maine, where he studied psychology and math. While at Bates, he served as Vice President of the club hockey team and was recipient of the Abigail Smith Award. He earned his Master's from Georgetown

University in Sports Industry Management where he was a recipient of the Academic Excellence Award.

Ohashi was born in Washington, D.C. and grew up in Maryland. He resides with his fiancée, Nicole, in Arlington, Va.

SCOUTING STAFF



Steve Bowman
Head Amateur Scout



Jason Fitzsimmons
Pro Scout/Minor League
Operations



Rich Alger
Scout



Darrell Baumgartner
Scout



Matt Bradley
Scout



Danny Brooks
Scout



Alan Haworth
Scout



Phil Horner
Scout



Matti Lamberg
Scout



Martin Pouliot
Scout



Karl Stewart
Scout



Brian Sutherby
Scout



A.J. Toews
Scout



Mats Weiderstal
Scout

HOCKEY OPERATIONS STAFF



Kris Wagner
Director, Hockey Operations



Chris Patrick
Director of Player
Personnel



Steve Richmond
Director, Player Development



Rob Tillotson
Team Services Manager



Tim Barnes
Director of Hockey Analytics


Not Pictured
Peter Ihnacak
Scout



Olie Kolzig
Professional Development
Coach



Brooks Orpik
Player Development,
Defense



Jim Slater
Player Development,
Forwards



H.T. Lenz
Manager of Hockey
Analytics



Jeremy Sinton
Hockey Operations
Assistant

Not Pictured
Ralph Rice
Security Representative

EQUIPMENT AND TRAINING STAFF



Mark Nemish
Strength & Conditioning Coach



Jason Serbus
Head Athletic Trainer



Michael Booi
Assistant Athletic Trainer



Zach Bryne
Massage Therapist



Brock Myles
Head Equipment Manager



Craig Leydig
Assistant Equipment Manager



Dave Marin
Equipment Assistant



Ray Straccia
Equipment Assistant

Not Pictured
Zack Leddon
Assistant Strength &
Conditioning Coach



NHL RTP Phase 3 Roster

FORWARDS (20)

#	Player	Ht.	Wt.	Shoots	Born	Hometown
19	BACKSTROM, Nicklas	6'1"	206	Left	11/23/87	Gavle, Sweden
72	BOYD, Travis	6'0"	190	Right	9/14/93	Hopkins, Minnesota
26	DOWD, Nic	6'1"	195	Right	5/27/90	Huntsville, Alabama
20	ELLER, Lars	6'2"	205	Left	5/8/89	Rodovre, Denmark
63	GESICH, Shane	6'0"	180	Left	7/10/96	Chaska, Minnesota
62	HAGELIN, Carl	6'0"	185	Left	8/23/88	Sodertalje, Sweden
21	HATHAWAY, Garnet	6'3"	210	Right	11/23/91	Kennebunkport, Maine
17	KOVALCHUK, Ilya	6'3"	222	Right	4/15/83	Tver, Russia
92	KUZNETSOV, Evgeny	6'2"	197	Left	5/19/92	Chelyabinsk, Russia
16	MAILLET, Philippe	5'10"	190	Left	11/7/92	Lachenaie, Quebec
47	MALENSTYN, Beck	6'3"	200	Left	2/4/98	Delta, British Columbia
24	MCMICHAEL, Connor	6'0"	183	Left	1/15/01	Ajax, Ontario
77	OSHIE, T.J.	6'0"	195	Right	12/23/86	Everett, Washington
8	OVECHKIN, Alex	6'3"	236	Right	9/17/85	Moscow, Russia
14	PANIK, Richard	6'2"	202	Left	2/7/91	Martin, Slovakia
40	PILON, Garrett	6'0"	192	Right	4/13/98	Kindersley, Saskatchewan
64	PINHO, Brian	6'1"	193	Right	5/11/95	Beverly, Massachusetts
10	SPRONG, Daniel	5'11"	191	Right	3/17/97	Amsterdam, Netherlands
13	VRANA, Jakub	6'0"	195	Left	2/28/96	Prague, Czech Republic
43	WILSON, Tom	6'4"	220	Right	3/29/94	Toronto, Ontario

DEFENSEMEN (10)

#	Player	Ht.	Wt.	Shoots	Born	Hometown
27	ALEXEYEV, Alexander	6'4"	210	Left	11/15/99	St. Petersburg, Russia
74	CARLSON, John	6'3"	217	Right	1/10/90	Natick, Massachusetts
4	DILLON, Brenden	6'4"	225	Left	11/13/90	New Westminster, British Columbia
42	FEHERVARY, Martin	6'2"	200	Left	10/6/99	Bratislava, Slovakia
33	GUDAS, Radko	6'0"	205	Right	6/5/90	Prague, Czech Republic
3	JENSEN, Nick	6'1"	196	Right	9/21/90	Rogers, Minnesota
6	KEMPNY, Michal	6'1"	195	Left	9/8/90	Hodonin, Czech Republic
78	LEWINGTON, Tyler	6'2"	200	Right	12/5/94	Edmonton, Alberta
9	ORLOV, Dmitry	5'11"	208	Left	7/23/91	Novokuznetsk, Russia
34	SIEGENTHALER, Jonas	6'3"	210	Left	5/6/97	Zurich, Switzerland

GOALTENDERS (4)

#	Player	Ht.	Wt.	Catches	Born	Hometown
1	COPLEY, Pheonix	6'4"	200	Left	1/18/92	North Pole, Alaska
70	HOLTBY, Braden	6'2"	214	Left	9/16/89	Lloydminster, Saskatchewan
30	SAMSONOV, Ilya	6'3"	208	Left	2/22/97	Magnitogorsk, Russia
41	VANECEK, Vitek	6'2"	187	Left	1/9/96	Havlickuv Brod, Czech Republic

1	Pheonix Copley.....	G
3	Nick Jensen.....	D
4	Brenden Dillon.....	D
6	Michal Kempny.....	D
8	Alex Ovechkin.....	LW
9	Dmitry Orlov.....	D
10	Daniel Sprong.....	RW
13	Jakub Vrana.....	LW
14	Richard Panik.....	RW
16	Philippe Maillet.....	C
17	Ilya Kovalchuk.....	RW
19	Nicklas Backstrom.....	C
20	Lars Eller.....	C
21	Garnet Hathaway.....	RW
24	Connor McMichael.....	C
26	Nic Dowd.....	C
27	Alexander Alexeyev.....	D
30	Ilya Samsonov.....	G
33	Radko Gudas.....	D
34	Jonas Siegenthaler.....	D
40	Garrett Pilon.....	C
41	Vitek Vanecek.....	G
42	Martin Fehervary.....	D
43	Tom Wilson.....	RW
47	Beck Malenstyn.....	LW
62	Carl Hagelin.....	LW
63	Shane Gersich.....	LW
64	Brian Pinho.....	C
70	Braden Holtby.....	G
72	Travis Boyd.....	C
74	John Carlson.....	D
77	T.J. Oshie.....	RW
78	Tyler Lewington.....	D
92	Evgeny Kuznetsov.....	C

Senior Vice President and General Manager.....Brian MacLellan
Assistant General Manager.....Ross Mahoney
Assistant General Manager, Director of Legal Affairs.....Don Fishman
Head Coach.....Todd Reirden
Assistant Coach.....Scott Arniel
Assistant Coach.....Reid Cashman
Assistant Coach.....Blaine Forsythe
Goaltending Coach.....Scott Murray
Assistant Coach/Video.....Brett Leonhardt
Video Analyst.....Tim Ohashi



NICKLAS BACKSTROM

19

BIOGRAPHICAL INFO

CENTER | **HEIGHT:** 6'1" | **WEIGHT:** 206 | **SHOOTS:** Left
BORN: November 23, 1987 | **BIRTHPLACE:** Gävle, Sweden
DRAFTED: Capitals' first-round choice, fourth overall, in the 2006 NHL Draft

VS. THE NHL

TEAM	GP	G	A	PTS	PIM
ANA	17	7	12	19	2
ARI	17	3	8	11	16
BOS	40	8	34	42	14
BUF	42	8	21	29	16
CGY	19	7	15	22	8
CAR	61	15	46	61	34
CHI	15	5	10	15	4
COL	18	5	7	12	6
CBJ	36	8	20	28	20
DAL	18	5	14	19	10
DET	23	4	19	23	10
EDM	17	5	7	12	8
FLA	52	13	37	50	42
LA	17	3	8	11	6
MIN	17	2	18	20	6
MTL	40	11	24	35	22
NSH	21	5	15	20	10
NJ	50	15	34	49	16
NYI	47	11	37	48	24
NYR	49	11	32	43	24
OTT	42	10	27	37	18
PHI	49	19	36	55	24
PIT	49	8	47	55	30
SJ	17	2	13	15	10
STL	19	8	16	24	4
TB	52	14	48	62	38
TOR	41	9	36	45	24
VAN	17	0	12	12	12
VGK	6	4	1	5	0
WPG	48	18	30	48	4

REGULAR SEASON

PLAYOFFS

YEAR	TEAM	LEAGUE	GP	G	A	PTS	PIM	+/-	PP	SH	GW	S	GP	G	A	PTS	PIM
2004-05	Brynäs	J20Selit	29	17	17	34	24	-	-	-	-	-	10	1	1	2	0
	Brynäs	SEL	19	0	0	0	2	-	-	-	-	-	-	-	-	-	-
2005-06	Brynäs	SEL	46	10	16	26	30	-	-	-	-	-	4	1	0	1	2
	Brynäs	J20Selit	-	-	-	-	-	-	-	-	-	-	1	0	0	0	2
	Sweden	WJC	6	4	3	7	2	-	-	-	-	-	-	-	-	-	-
	Sweden	WJC	6	4	3	7	2	-	-	-	-	-	-	-	-	-	-
2006-07	Brynäs	SEL	45	12	28	40	46	-	-	-	-	-	7	3	3	6	6
	Sweden	WJC	7	0	7	7	6	-	-	-	-	-	-	-	-	-	-
	Sweden	WC	9	1	5	6	4	-	-	-	-	-	-	-	-	-	-
2007-08	CAPITALS	NHL	82	14	55	69	24	13	3	0	4	153	7	4	2	6	2
	Sweden	WC	9	3	4	7	4	-	-	-	-	-	-	-	-	-	-
2008-09	CAPITALS	NHL	82	22	66	88	46	16	14	0	1	174	14	3	12	15	8
2009-10	CAPITALS	NHL	82	33	68	101	50	37	11	0	4	222	7	5	4	9	4
	Sweden	Olympics	4	1	5	6	0	-	-	-	-	-	-	-	-	-	-
2010-11	CAPITALS	NHL	77	18	47	65	40	24	4	1	2	202	9	0	2	2	4
2011-12	CAPITALS	NHL	42	14	30	44	24	-4	3	0	4	95	13	2	6	8	18
2012-13	CAPITALS	NHL	48	8	40	48	20	8	3	0	1	82	7	1	2	3	0
2013-14	CAPITALS	NHL	82	18	61	79	54	-20	6	1	1	196	-	-	-	-	-
	Sweden	Olympics	5	0	4	4	0	3	0	0	0	7	-	-	-	-	-
2014-15	CAPITALS	NHL	82	18	*60	78	40	5	3	0	3	153	14	3	5	8	2
2015-16	CAPITALS	NHL	75	20	50	70	36	17	3	0	4	129	12	2	9	11	8
2016-17	CAPITALS	NHL	82	23	63	86	38	17	8	0	5	162	13	6	7	13	2
	Sweden	World Cup	4	2	2	4	2	3	-	-	-	-	-	-	-	-	-
	Sweden	WC	5	3	4	7	8	6	-	-	-	-	-	-	-	-	-
2017-18	CAPITALS	NHL	81	21	50	71	46	5	7	0	4	165	20	5	18	23	6
2018-19	CAPITALS	NHL	80	22	52	74	30	2	7	0	5	169	7	5	3	8	4
2019-20	CAPITALS	NHL	61	12	42	54	14	-1	2	0	0	132	-	-	-	-	-
NHL / CAPITALS TOTALS			956	243	684	927	462	119	74	2	38	2,034	123	36	70	106	58
* League Leader																	

2019-20

Led Capitals forwards in assists (42) for the sixth time in the last eight seasons ... His 52.5 shot attempt percentage at five-on-five (876 shot attempts for, 791 shot attempts against) ranked first among Capitals forwards with at least 13 minutes per game at five-on-five ... His 0.87 primary assists per 60 minutes of five-on-five play were tied for the fifth-highest season total in his career ... Led Capitals forwards in power play assists (16) and tied Alex Ovechkin for the most power play points among Capitals forwards (18) ... Passed Kelly Miller (940) for fourth place on the Capitals' franchise games played list, at LA (2/4) ... Recorded four points (2g, 2a), including his 900th career point and became one of two active Capitals players to reach the mark (Alex Ovechkin), at NJD (12/20) ... Passed Peter Forsberg (885) for seventh place among Swedish-born players in career points, at FLA (11/7) ... Recorded three assists, at TOR (10/29), marking his 43rd career game with at least three assists ... Passed Daniel Sedin (648) for fifth place among Swedish-born players in career assists, at CGY (10/22)... Played in his 900th career NHL/ Capitals game, at NSH (10/10).

PLAYOFFS VS. THE NHL

TEAM	GP	G	A	PTS	PIM
BOS	6	1	3	4	16
CAR	7	5	3	8	4
CBJ	6	2	6	8	2
MTL	7	5	4	9	4
NYI	7	3	3	6	2
NYR	33	2	15	17	8
PHI	13	6	7	13	8
PIT	25	8	16	24	6
TB	8	1	3	4	4
TOR	6	2	4	6	2
VGK	5	1	6	7	2

NICKLAS BACKSTROM

19



PLAYOFF CAREER

2019: Led the Capitals in goals (5) and ranked second on the team in points (8) during the playoffs ... Recorded four points (2g, 2a), including the game winning goal, in Game 5 of the First Round vs. CAR (4/20) ... Recorded two points (1g, 1a) in Game 2 of the First Round vs. CAR (4/13) ... Scored two goals, including his 100th career playoff point, in Game 1 of the First Round vs. CAR (4/11). **2018:** Ranked second on the team in assists (18) and third in points (23) during playoffs ... Recorded seven multi-point games, including three three-point games ... Scored the game-winning goal in OT in Game 5 of the ECQF vs. CBJ (4/21), marking his fourth career playoff overtime goal, the most in franchise history ... Moved into second in franchise history in playoff goals scored (31) ... Passed Kelly Miller for second in franchise history in playoff games played (116). **2017:** Led the Capitals in goals (6), assists (7) and points (13) during the postseason ... Recorded five multi-point games in 13 playoff games ... Scored the game-winning goal in Game 6 of the ECSF at PIT (5/8), marking his fifth career postseason game-winning goal ... Ranked first on the team in power-play points (1g, 4a) ... Assisted on two game-winning goals during the postseason, in Game 4 of the ECQF at TOR (4/19) and in Game 3 of the ECSF at PIT (5/1) ... Finished second among Capitals forwards for time on ice per game (20:44) ... Scored a goal in Game 5 of the ECSF vs. PIT (5/6), passing Dale Hunter (72) for second place on the franchise playoff point list ... Recorded his 75th career playoff point in Game 6 of the ECSF at PIT (5/8). **2016:** Ranked first on the team in assists (9) and third in points (11) during the postseason ... Recorded three points (1g, 2a) in Game 2 of the ECQF vs. PHI (4/16), marking his fifth career three-point playoff game ... Earned two assists in Game 3 of the ECQF at PHI (4/18) ... Scored the game-winning and series-clinching goal in Game 6 of the ECQF vs. PHI (4/24), marking his fourth career postseason game-winning goal ... Won 18 of 20 faceoffs (90.0%) in Game 2 of the ECSF vs. PIT (4/30), marking the highest faceoff win percentage in the NHL playoffs since 1987-88 (min. 20 faceoffs) ... Earned two assists in Game 6 of the ECSF at PIT (5/10), passing Mike Ridley (60) for third place on the franchise playoff points list and fourth place on the Capitals franchise assists list. **2015:** Registered eight points (3g, 5a) in 14 playoff games ... Ranked tied for second on the team in playoff assists and faceoff win percentage (58.5%) and third in playoff points ... Recorded three points (1g, 2a) in Game 2 of the ECQF vs. NYI (4/17), marking his fourth career playoff game with three or more points, his sixth career multi-assist playoff game and his ninth multi-point playoff game ... Scored a goal in Game 3 of the ECQF at NYI (4/19) ... Earned two points (1g, 1a) in Game 4 of the ECQF at NYI (4/21) and scored the game-winning goal 11:09 into overtime, marking his franchise-leading third career playoff OT goal and second career postseason overtime goal against Jaroslav Halak (4/17/10 vs. MTL) ... Tallied an assist in Game 1 of the ECSF at NYR (4/30) ... Earned an assist in game 7 of the ECSF at NYR (5/13). **2013:** Ranked T-4th on the team with three points during the postseason ... Led the team in faceoff winning percentage (54.5%) during the playoffs ... Scored a goal in Game 3 of the ECQF at NYR. **2012:** Ranked 2nd on WSH in playoff scoring in 2012 and 1st in assists and penalty minutes ... Led all WSH forwards in ice time per game (21:31) and all Capitals in takeaways during the postseason (19) ... Scored the GWG in double overtime of Game 2 of the ECQF on 4/14 at BOS ... Had two, two-assist games during the playoffs. **2011:** Finished the 2011 playoffs 2nd among forwards in ice time per game (23:18) ... Led the team with 6 postseason takeaways ... **2010:** 2nd on the team with 9 points (5g-4a) in 7 playoff games in the 2010 playoffs ... Had his 1st hat trick as a professional and added an assist in Game 2 of the ECQF vs. MTL (4/17) ... He and MTL's Andrei Kostitsyn became the 5th pair of playoff opponents to both record hat tricks in the same game ... Had a 3-point night (1g-2a) and was +4 in Game 4 at MTL (4/21). **2009:** His 12 assists in 14 playoff games during 2009 led the Caps, while his 15 points was 2nd on the team behind Ovechkin ... Led the NHL with 7 assists in the first round of the playoffs ... Finished with the second-best assist total in Caps playoff history, one shy of Andrei Nikolishin's single-season record (13, 1998) ... Had a point in all 7 Capitals wins in the playoffs ... 2 of his goals were PPGs ... Recorded a 9-game point streak (3g-8a from 4/24—5/11) ... Notched 3 assists on 4/20 at NYR in Game 3 of the ECQF ... Tallied 8 points (3g-5a) vs. PIT in the ECSF ... Scored goals in Games 3, 4 and 5 vs. PIT (3g-1a; 5/6—5/9). **2008:** Shared the team lead in playoff goals (4) and was t-2nd in the NHL in first-round goals in 2008 ... Scored goals in 4 straight games to close out the ECQF series vs. PHI, notching the Capitals' first goal in each of those games.

NICKLAS BACKSTROM

19

RANKINGS AMONG ACTIVE PLAYERS

MOST PLAYOFF ASSISTS PER GAME

PLAYER	GP	A	A/GP
Sidney Crosby	164	120	0.73
Ryan Getzlaf	125	83	0.66
Evgeni Malkin	162	105	0.65
Nicklas Backstrom	123	70	0.57
Patrick Kane	127	73	0.57
Joe Thornton	179	102	0.57
Jonathan Toews	128	70	0.55
David Krejci	132	67	0.51

*Minimum 100 games played

MOST PLAYOFF OTG

PLAYER	GP	OTG
Patrick Kane	127	5
Nicklas Backstrom	123	4
Corey Perry	118	4
Patrick Marleau	191	4
Nick Bonino	94	3
Joe Pavelski	134	3
Patrice Bergeron	136	3
Brent Seabrook	123	3
Kyle Turris	65	3

HIGHEST PLAYOFF POINTS PER GAME

PLAYER	TEAM	GP	G	A	P	P/GP
Sidney Crosby	PIT	164	66	120	186	1.13
Evgeni Malkin	PIT	162	63	105	168	1.04
Alex Ovechkin	WSH	128	65	61	126	0.98
Patrick Kane	CHI	127	50	73	123	0.97
Ryan Getzlaf	ANA	125	37	83	120	0.96
Logan Couture	SJ	116	48	53	101	0.87
Nicklas Backstrom	WSH	123	36	70	106	0.86
Jonathan Toews	CHI	128	40	70	110	0.86
David Krejci	BOS	132	36	67	103	0.78
Brad Marchand	BOS	108	30	53	83	0.77

*Minimum 100 games played



TRAVIS BOYD

BIOGRAPHICAL INFO

CENTER | HEIGHT: 6'0" | WEIGHT: 190 | SHOOTS: Right
BORN: September 14, 1993 | **BIRTHPLACE:** Hopkins, Minnesota
DRAFTED: Capitals' sixth-round choice, 177th overall, in the 2011 NHL Draft

72

VS. THE NHL

TEAM	GP	G	A	PTS	PIM
ANA	2	1	1	2	0
ARI	3	0	2	2	0
BOS	3	1	0	1	0
BUF	2	0	2	2	0
CGY	1	0	0	0	0
CAR	5	1	0	1	2
CHI	3	0	2	2	2
COL	3	0	1	1	0
CBJ	4	1	1	2	0
DAL	2	0	0	0	0
DET	5	2	1	3	2
EDM	1	0	2	2	0
FLA	3	0	0	0	0
LA	2	0	0	0	0
MIN	2	0	0	0	0
MTL	4	1	0	1	0
NSH	3	0	0	0	0
NJ	1	0	1	1	0
NYI	5	0	0	0	0
NYR	4	0	2	2	0
OTT	2	0	0	0	2
PHI	5	1	3	4	0
PIT	3	0	0	0	2
SJ	4	0	1	1	0
STL	1	0	1	1	0
TB	3	0	1	1	0
TOR	3	0	0	0	0
VAN	3	0	1	1	0
VGK	2	0	1	1	0
WPG	1	0	0	0	0

REGULAR SEASON

PLAYOFFS

YEAR	TEAM	LEAGUE	GP	G	A	PTS	PIM	+/-	PP	SH	GW	S	GP	G	A	PTS	PIM
2009-10	USNTDP	USHL	1	0	0	0	0	-	-	-	-	-	-	-	-	-	-
	U.S. National U17	USDP	52	10	14	24	22	-	-	-	-	-	-	-	-	-	-
	USA U17	WHC-17	6	1	2	3	0	-	-	-	-	-	-	-	-	-	-
2010-11	USNTDP	USHL	60	13	25	38	16	-	-	-	-	-	-	-	-	-	-
	USA U18	WJC-18	6	2	4	6	2	-	-	-	-	-	-	-	-	-	-
2011-12	Minnesota	NCAA	35	1	8	9	4	2	0	0	0	-	-	-	-	-	-
2012-13	Minnesota	NCAA	40	3	11	14	8	2	3	0	0	-	-	-	-	-	-
2013-14	Minnesota	NCAA	41	9	23	32	18	-	5	0	0	-	-	-	-	-	-
2014-15	Minnesota	NCAA	32	19	22	41	10	9	-	-	-	-	-	-	-	-	-
	Hershey	AHL	2	1	1	2	0	-1	1	0	0	5	-	-	-	-	-
2015-16	Hershey	AHL	76	21	32	53	24	6	7	0	2	116	21	2	7	9	4
2016-17	Hershey	AHL	76	16	47	63	16	19	6	0	4	113	12	1	7	8	2
2017-18	CAPITALS	NHL	8	0	1	1	2	2	0	0	0	2	1	0	0	0	0
	Hershey	AHL	61	15	32	47	12	-24	7	0	1	147	-	-	-	-	-
2018-19	CAPITALS	NHL	53	5	15	20	6	6	0	0	1	35	1	0	0	0	0
2019-20	CAPITALS	NHL	24	3	7	10	2	9	0	0	0	26	-	-	-	-	-
NHL / CAPITALS TOTALS			85	8	23	31	10	17	0	0	1	63	2	0	0	0	0

2019-20

Set a career high in plus/minus (9) ... Ranked fourth on the team in points per 60 minutes at five-on-five (2.15) ... Led the Capitals with 1.44 assists per 60 minutes of five-on-five play, which ranked 39th in the NHL among players with at least 24 games played ... Recorded his third career multi-point game (0g, 2a), vs. BUF (11/1).

PLAYOFFS VS. THE NHL

TEAM	GP	G	A	PTS	PIM
CAR	1	0	0	0	0
PIT	1	0	0	0	0

PLAYOFF CAREER

2019: Appeared in his second career Stanley Cup Playoff game in Game 4 of the First Round vs. CAR (4/18), skating 10:04 and recording one shot on goal. **2018:** Made his postseason debut in Game 6 of the ECSF at PIT (5/7), skating 12:12. **2017:** Led Hershey in assists (7) and ranked tied for second in points (8) in 12 Calder Cup Playoff games ... Scored the game winning goal in overtime in Game 2 of the Division Final vs. Providence (5/7). **2016:** Appeared in all 21 games for Hershey during the Calder Cup Playoffs ... Ranked tied for first on the team in game winning goals (2) ... tied for fourth in assists (7) and tied for sixth in points (9) during the playoffs.



JOHN CARLSON

74

BIOGRAPHICAL INFO

DEFENSE | **HEIGHT:** 6'3" | **WEIGHT:** 217 | **SHOOTS:** Right
BORN: January 10, 1990 | **BIRTHPLACE:** Natick, Massachusetts
DRAFTED: Capitals' first-round choice, 27th overall, in the 2008 NHL Draft

REGULAR SEASON

PLAYOFFS

YEAR	TEAM	LEAGUE	GP	G	A	PTS	PIM	+/-	PP	SH	GW	S	GP	G	A	PTS	PIM
2005-06	N.J. Rockets	ATJHL	38	2	10	12	42	-	-	-	-	-	-	-	-	-	-
2006-07	N.J. Rockets	ATJHL	44	12	38	50	96	-	-	-	-	-	-	-	-	-	-
	Indiana	USHL	2	0	0	0	6	-	-	-	-	-	-	-	-	-	-
2007-08	Indiana	USHL	59	12	31	43	72	-	-	-	-	-	4	1	0	1	0
2008-09	London	OHL	59	16	60	76	65	-	-	-	-	-	14	7	15	22	16
	Hershey	AHL	-	-	-	-	-	-	-	-	-	-	16	2	1	3	0
2009-10	CAPITALS	NHL	22	1	5	6	8	11	0	0	0	21	7	1	3	4	0
	Hershey	AHL	48	4	35	39	26	+37	1	0	1	100	13	2	5	7	8
	United States	WJC	7	4	3	7	2	-	-	-	-	-	-	-	-	-	-
2010-11	CAPITALS	NHL	82	7	30	37	44	21	1	0	3	144	9	2	1	3	4
2011-12	CAPITALS	NHL	82	9	23	32	22	-15	4	0	0	152	14	2	3	5	8
2012-13	CAPITALS	NHL	48	6	16	22	18	11	0	0	0	97	7	0	1	1	4
2013-14	CAPITALS	NHL	82	10	27	37	22	-3	5	0	0	208	-	-	-	-	-
	United States	Olympics	6	1	1	2	0	1	0	0	0	5	-	-	-	-	-
2014-15	CAPITALS	NHL	82	12	43	55	28	11	3	1	3	193	14	1	5	6	4
2015-16	CAPITALS	NHL	56	8	31	39	14	16	2	0	4	124	12	5	7	12	4
2016-17	CAPITALS	NHL	72	9	28	37	10	7	3	0	3	180	13	2	2	4	4
	United States	World Cup	2	0	0	0	0	-3	0	0	0	-	-	-	-	-	-
2017-18	CAPITALS	NHL	82	15	53	68	32	0	4	0	4	237	24	5	15	20	8
2018-19	CAPITALS	NHL	80	13	57	70	34	21	3	0	1	185	7	0	5	5	6
2019-20	CAPITALS	NHL	69	15	60	75	26	12	2	0	6	189	-	-	-	-	-
NHL / CAPITALS TOTALS			757	105	373	478	258	92	27	1	24	1,730	107	18	42	60	42

VS. THE NHL

TEAM	GP	G	A	PTS	PIM
ANA	15	3	11	14	0
ARI	16	4	5	9	2
BOS	30	6	12	18	6
BUF	29	2	7	9	6
CGY	17	2	3	5	6
CAR	46	7	25	32	18
CHI	15	3	8	11	2
COL	16	3	7	10	6
CBJ	28	6	13	19	10
DAL	16	4	6	10	4
DET	22	4	13	17	4
EDM	15	1	12	13	2
FLA	36	6	16	22	16
LA	15	3	5	8	4
MIN	14	0	6	6	6
MTL	33	2	15	17	18
NSH	16	0	13	13	22
NJ	39	5	24	29	26
NYI	38	4	20	24	8
NYR	36	5	23	28	8
OTT	30	6	11	17	4
PHI	41	1	16	17	14
PIT	38	7	16	23	10
SJ	17	2	12	14	8
STL	16	2	10	12	2
TB	39	6	19	25	18
TOR	31	5	19	24	10
VAN	15	4	9	13	4
VGK	6	0	5	5	2
WPG	32	2	12	14	12

2019-20

Led all NHL defensemen in points (75), assists (60) and game winning goals (6) ... Ranked fourth among all NHL skaters in assists ... Ranked first among all defensemen in primary assists (38) and third among all skaters ... Led all NHL defensemen in even strength points (49) and ranked second among defensemen in power play points (26) ... Ranked seventh in the NHL in time on ice (1,699:41) ... Led the Capitals in points and assists ... Set career highs in points and assists ... Recorded 1.09 points per game, the highest points per game rate by a Capitals defenseman in franchise history and the highest by a defenseman since Ray Bourque, Sergei Zubov and Al MacInnis in the 1993-94 season ... Passed Calle Johansson (470) for the most points in franchise history by a defenseman, vs. PIT (2/23) ... Passed Calle Johansson (361) for the most assists in franchise history by a defenseman, at OTT (1/31) ... Passed Bengt-Ake Gustafsson (359) for the seventh-most assists in franchise history, at NYI (1/18) ... Passed Peter Bondra (353) for the eighth-most assists in franchise history, vs. OTT (1/7) ... Named to the All-Star Game for the second-straight season ... Passed Rod Langway (726) for the second-most games played in franchise history by a defenseman, vs. CBJ (12/27) ... Recorded 100th career goal, at LA (12/4) ... Passed Scott Stevens (98) for the fifth-most goals in franchise history by a defenseman, at LA (12/4) ... Passed Scott Stevens for the second-most assists (331) and points (429) in franchise history by a defenseman, vs. VGK (11/9) ... Played in his 700th career NHL/Capitals game, at EDM (10/24) ... Recorded longest point streak of his career (nine games, 5g, 13a) from 10/8 to 10/24 ... Passed Sergei Gonchar (416) for the fourth-most points in franchise history by a defenseman, vs. TOR (10/16) ... Became third defenseman in NHL history to record five multi-point games within his first eight games of the season.

PLAYOFFS VS. THE NHL

TEAM	GP	G	A	PTS	PIM
BOS	7	0	2	2	4
CAR	7	0	5	5	6
CBJ	6	1	8	9	2
MTL	7	1	3	4	0
NYI	7	1	3	4	2
NYR	26	2	5	7	14
PHI	6	3	3	6	4
PIT	19	5	5	10	6
TB	11	2	5	7	0
TOR	6	1	1	2	0
VGK	5	2	2	4	4

JOHN CARLSON

74



PLAYOFF CAREER

2019: Led the Capitals in time on ice per game (26:14) and power play points (4) during the playoffs ... Recorded two assists in Game 5 of the First Round vs. CAR (4/20), passing Mike Ridley (41) and tying Calle Johansson (42) for the fifth-most playoff assists in franchise history ... Recorded three assists in the first period of Game 1 in the First Round vs. CAR (4/11), tying an NHL record for the most assists in a single period in the playoffs ... Passed Dale Hunter (100) for the third most playoff games played in franchise history in Game 1 of the First Round (4/11). **2018:** Recorded 20 points (5g, 15a) in 24 playoff games ... Led NHL defensemen in goals, assists and points during playoffs ... Set new franchise record for points by a defenseman in a single postseason ... Moved into first among defensemen in franchise history in playoff goals (18), total points (55) and games played (100) and third in assists (37). **2017:** Recorded four points (2g, 2a) in 13 postseason games ... Registered two power play goals, tying for the team lead ... Ranked second on the team in time on ice per game (22:24) ... Scored a power-play goal and assisted on the game-winning goal in Game 5 of the ECSC vs. PIT (5/6) ... Led Capitals defensemen in shots (38) ... Appeared in his 76th career playoff game against PIT (5/10), tying Mike Ridley for ninth on the franchise postseason games played list. **2016:** Registered 12 points (5g, 7a) in 12 games during the postseason, tying the franchise record for most points in a postseason by a defenseman (Kevin Hatcher, 1988; Scott Stevens, 1988) ... Became the third defenseman in franchise history to score five goals in a postseason (Sergei Gonchar, 1998: 7; Kevin Hatcher, 1988: 5) and the sixth defenseman in franchise history to earn seven assists in a postseason (Calle Johansson, Kevin Hatcher, Mike Green, Scott Stevens, Sylvain Cote) ... Set the franchise record for power-play goals in a postseason by a defenseman (4) and his eight power-play points (4g, 4a) mark the most by a Capitals skater since Alex Ovechkin (3g, 5a) in the 2009 Stanley Cup playoffs ... Registered a point in six consecutive games (4/28-5/10: 2g, 4a), marking the longest playoff point streak by a Capitals defenseman since Sergei Gonchar in the 1998 Stanley Cup playoffs (5/3/98-5/15/98: 3g, 3a) ... Led the Capitals in ice time per game (26:53), power-play points (8) and power-play goals (4), ranked tied for first in points (12), tied for second in assists (7), goals (5) and power-play assists (4) and second in shots (49) during the postseason ... Scored his first career playoff game-winning goal in Game 1 of the ECQF vs. PHI (4/14) ... Tallied two points (1g, 1a) in Game 2 of the ECQF vs. PHI (4/16) ... Earned three points (1g, 2a) in Game 3 of the ECQF at PHI (4/18), marking his first career postseason three-point game and first career multi-assist playoff game ... He is the first defenseman in the NHL to record three power-play points (1g, 2a) in a single playoff game since Sami Salo on May 22, 2011 (2g, 1a) ... He is the first NHL player to score a power-play goal in three straight postseason games (4/14-4/18: 3 PPG) in one playoff year since Patrick Marleau in 2011 (5/15/11-5/20/11: 3g) and the first Capitals defenseman to score a power-play goal in three straight postseason games since Al Iafrate in the 1993 Patrick Division semifinals (4/24/93-4/28/93: 3g) ... He is the first Capitals defenseman to record a power-play point in the first three playoff games of any series since Scott Stevens in the 1989 Patrick Division semifinals (4/5/89-4/8/89: 3a). **2015:** Registered playoff career highs in assists (5) and points (6) in 14 playoff games ... Led Washington in blocked shots (41) and ranked third in shots (41) during the postseason ... Led Capitals defensemen in assists and points ... Recorded an assist in Game 2 of the ECQF vs. NYI (4/17) ... Earned an assist in Game 4 of the ECQF at NYI (4/21) ... Scored a goal in Game 6 of the ECQF at NYI (4/25) ... Earned an assist in Game 7 of the ECQF vs. NYI (4/27) ... Earned an assist in Game 1 of the ECSC at NYR (4/30), extending his points streak to three games ... Tallied an assist in Game 6 of the ECSC vs. NYR (5/10). **2013:** Led the team with 22 blocked shots during playoffs ... Ranked 2nd on the team in shots on goal (21) and ice time per game (22:28) during the postseason ... Earned an assist in Game 3 of the ECQF at NYR. **2012:** Led WSH defensemen and T-5th on the team in 2012 postseason points ... T-1st among blueliners in goals and assists during playoffs ... Tied for team lead among defensemen in shots (27) ... 2nd on team in ice time per game (24:02) ... 4th on WSH in hits (30) and 1st in blocked shots (38) during the playoffs ... Scored a goal in Game 3 of ECSC vs. NYR on 5/2 ... Scored in Game 5 of ECSC at NYR on 5/7. **2011:** 2nd among rookies in the NHL in playoff ice time, skating 23:58 per game ... During the playoffs was 4th on the team in blocked shots (17) ... Tied for the league lead in goals by a rookie defenseman during the postseason (2). **2010:** Rejoined Hershey after the 2010 Stanley Cup playoffs and posted 7 points (2g-5a) in 13 games ... Had 5 points (2g-3a) in the last 3 games of the Calder Cup final (6/9—6/14), including the GWG in Games 4 and 6 ... Was +7 in the playoffs, including +4 in the final series vs. Texas ... Won a gold medal with the U.S. in the 2010 World Junior Championship ... Named to the tournament all-star team ... Averaged a point per game in 7 games (4g-3a), 3rd in scoring among tournament defensemen ... Scored twice in the gold-medal game against Canada, including the overtime winner ... Led American defensemen in scoring and was t-3rd on the team at +8. **2009:** Appeared in 16 playoff games for Hershey in 2009 upon finishing his junior season with the London Knights (OHL) ... Recorded 2 goals, 1 assist and was +3 as the Bears won the Calder Cup.



BRENDEN DILLON

4

BIOGRAPHICAL INFO

DEFENSE | **HEIGHT:** 6'4" | **WEIGHT:** 225 | **SHOOTS:** Left

BORN: November 13, 1990 | **BIRTHPLACE:** New Westminster, British Columbia

ACQUIRED: From San Jose for Washington's 2020 second-round pick (COL) and a conditional 2021 third-round pick, Feb. 18, 2020

REGULAR SEASON

PLAYOFFS

YEAR	TEAM	LEAGUE	GP	G	A	PTS	PIM	+/-	PP	SH	GW	S	GP	G	A	PTS	PIM
2007-08	Seattle	WHL	71	1	10	11	54	16	1	0	0	-	12	0	2	2	21
2008-09	Seattle	WHL	70	0	10	10	68	-11	0	0	0	-	5	0	1	1	6
2009-10	Seattle	WHL	67	2	12	14	101	-12	0	0	0	-	-	-	-	-	-
2010-11	Seattle	WHL	72	8	51	59	139	-25	2	0	0	-	-	-	-	-	-
	Texas	AHL	10	0	0	0	8	-2	0	0	0	8	6	0	2	2	7
2011-12	Dallas	NHL	1	0	0	0	0	0	0	0	0	6	-	-	-	-	-
	Texas	AHL	76	6	23	29	97	-6	1	1	0	119	-	-	-	-	-
2012-13	Dallas	NHL	48	3	5	8	65	1	0	0	1	75	-	-	-	-	-
	Texas	AHL	37	3	11	14	45	-1	0	0	0	72	-	-	-	-	-
	Canada	WC	8	1	0	1	0	3	-	-	-	-	-	-	-	-	-
2013-14	Dallas	NHL	80	6	11	17	86	9	0	2	1	97	2	0	0	0	0
2014-15	Dallas	NHL	20	0	1	1	23	-2	0	0	0	16	-	-	-	-	-
	San Jose	NHL	60	2	7	9	54	-11	0	0	1	75	-	-	-	-	-
2015-16	San Jose	NHL	76	2	9	11	61	8	0	0	1	93	24	0	2	2	11
2016-17	San Jose	NHL	81	2	8	10	60	-2	0	0	0	86	6	0	1	1	4
2017-18	San Jose	NHL	81	5	17	22	60	-7	0	0	0	88	10	0	4	4	32
2018-19	San Jose	NHL	82	1	21	22	61	19	0	1	0	71	20	0	2	2	24
2019-20	San Jose	NHL	59	1	13	14	83	0	0	0	0	48	-	-	-	-	-
	CAPITALS	NHL	10	0	0	0	21	-2	0	0	0	10	-	-	-	-	-
NHL TOTALS			598	22	92	114	574	13	0	4	4	665	62	0	9	9	73
CAPITALS TOTALS			10	0	0	0	21	-2	0	0	0	10	-	-	-	-	-

VS. THE NHL

TEAM	GP	G	A	PTS	PIM
ANA	32	2	5	7	22
ARI	33	3	6	9	31
BOS	12	0	1	1	6
BUF	13	0	0	0	15
CGY	31	2	7	9	46
CAR	12	1	1	2	17
CHI	26	0	3	3	20
COL	22	0	2	2	28
CBJ	16	1	4	5	15
DAL	15	0	2	2	6
DET	17	0	3	3	11
EDM	32	2	5	7	32
FLA	11	1	3	4	11
LA	35	0	7	7	33
MIN	26	0	5	5	17
MTL	14	1	1	2	6
NSH	28	2	4	6	27
NJ	13	0	3	3	6
NYI	12	0	1	1	9
NYR	13	1	0	1	4
OTT	13	0	5	5	14
PHI	15	0	4	4	23
PIT	16	0	2	2	30
SJ	8	0	0	0	8
STL	26	1	2	3	9
TB	11	0	1	1	8
TOR	13	2	1	3	8
VAN	34	2	6	8	38
VGK	12	0	1	1	8
WSH	13	1	2	3	30
WPG	24	0	5	5	36

2019-20

Appeared in every regular season game for the third time in his career ... Ranked third on the Capitals in time on ice per game played (20:02) and fourth in shorthanded time on ice per game played (2:40) since Feb. 20 ... Ranked 13th in the NHL in hits (194) ... Made Capitals debut, vs. MTL (2/20) ... With San Jose, his 2:02 minutes per game on the penalty kill ranked third among San Jose defensemen ... His 19:22 TOI per game ranked fifth on San Jose and marks his highest TOI per game since the 2014-15 season (19:34).

PLAYOFF CAREER

2019: Skated in all 20 of San Jose's playoff games ... Recorded an assist in Game 3 of the WCF at STL (5/15) ... Recorded an assist in Game 2 of the Second Round vs. VGK (4/12). **2018:** Skated in all 10 of San Jose's playoff games ... Ranked second on San Jose in hits (28) and fourth in blocked shots (15) during the playoffs ... Recorded two assists in Game 4 of the Second Round vs. VGK (5/2). **2017:** Skated in all six of San Jose's playoff games ... Led San Jose defensemen in hits (14) during the playoffs. **2016:** Skated in all 24 of San Jose's playoff games ... Ranked second on San Jose in hits (72) during the playoffs ... Recorded an assist on the game winning goal in Game 5 of the SCF at PIT (6/9) ... Recorded an assist in Game 4 of the SCF vs. PIT (6/6). **2014:** Appeared in two postseason games for the Dallas Stars ... Made his Stanley Cup Playoff debut in Game 5 of the WCQF at ANA (4/25).

PLAYOFFS VS. THE NHL

TEAM	GP	G	A	PTS	PIM
ANA	6	0	2	2	6
COL	7	0	0	0	10
EDM	6	0	1	1	4
LA	5	0	0	0	0
NSH	7	0	0	0	6
PIT	6	0	2	2	0
STL	12	0	1	1	13
VGK	13	0	3	3	34



NIC DOWD

BIOGRAPHICAL INFO

CENTER | **HEIGHT:** 6'1" | **WEIGHT:** 195 | **SHOOTS:** Right
BORN: May 27, 1990 | **BIRTHPLACE:** Huntsville, Alabama
ACQUIRED: Signed as a free agent, July 1, 2018

26

VS. THE NHL

TEAM	GP	G	A	PTS	PIM
ANA	10	1	2	3	0
ARI	10	0	0	0	0
BOS	9	2	0	2	0
BUF	7	0	1	1	4
CGY	10	2	1	3	8
CAR	9	2	3	5	10
CHI	6	1	0	1	4
COL	8	0	2	2	4
CBJ	8	0	1	1	4
DAL	7	2	2	4	2
DET	6	1	2	3	0
EDM	9	1	2	3	0
FLA	7	0	2	2	4
LA	7	1	0	1	2
MIN	8	0	1	1	4
MTL	10	1	0	1	4
NSH	5	1	3	4	0
NJ	9	0	3	3	2
NYI	10	1	0	1	2
NYR	7	3	1	4	6
OTT	7	0	0	0	2
PHI	8	0	3	3	4
PIT	8	3	1	4	0
SJ	13	1	4	5	8
STL	9	0	1	1	0
TB	10	1	0	1	6
TOR	7	0	1	1	0
VAN	5	0	1	1	4
VGK	7	0	0	0	6
WSH	4	0	0	0	6
WPG	11	0	2	2	7

REGULAR SEASON

PLAYOFFS

YEAR	TEAM	LEAGUE	GP	G	A	PTS	PIM	+/-	PP	SH	GW	S	GP	G	A	PTS	PIM
2007-08	Culver M.A.	USHS-Prep	45	15	31	46	38	-	-	-	-	-	-	-	-	-	-
2008-09	St. Louis	NAHL	3	0	0	0	2	-1	-	-	-	-	-	-	-	-	-
	Wenatchee	NAHL	43	16	33	49	71	9	-	-	-	-	13	8	14	22	34
2009-10	Indiana	USHL	46	16	23	39	48	20	-	-	-	-	9	2	4	6	2
2010-11	St. Cloud State	NCAA	36	5	13	18	34	1	1	0	2	44	-	-	-	-	-
2011-12	St. Cloud State	NCAA	39	11	13	24	36	2	2	1	0	91	-	-	-	-	-
2012-13	St. Cloud State	NCAA	41	14	25	39	41	6	4	0	5	92	-	-	-	-	-
2013-14	St. Cloud State	NCAA	38	22	18	40	32	17	10	2	5	95	-	-	-	-	-
	Manchester	AHL	7	0	3	3	0	1	0	0	0	6	4	1	0	1	0
2014-15	Manchester	AHL	75	9	32	41	44	17	2	0	2	118	19	7	6	13	10
2015-16	Los Angeles	NHL	5	0	0	0	2	1	0	0	0	3	-	-	-	-	-
	Ontario	AHL	58	14	34	48	49	13	3	1	3	140	13	4	7	11	14
2016-17	Los Angeles	NHL	70	6	16	22	25	-15	1	0	2	78	-	-	-	-	-
2017-18	Los Angeles	NHL	16	0	1	1	12	-3	0	0	0	11	-	-	-	-	-
	Vancouver	NHL	40	3	0	3	16	-7	1	0	1	40	-	-	-	-	-
2018-19	CAPITALS	NHL	64	8	14	22	20	10	0	0	3	47	7	1	0	1	6
2019-20	CAPITALS	NHL	56	7	8	15	28	11	0	3	1	52	-	-	-	-	-
NHL TOTALS			251	24	39	63	103	-3	2	3	7	231	7	1	0	1	6
CAPITALS TOTALS			120	15	22	37	48	21	0	3	4	99	7	1	0	1	6

2019-20

Led the team in shorthanded goals (3) and ranked tied for fifth in the NHL ... Scored the most shorthanded goals in a season by a Capitals player since Matt Pettinger and Brooks Laich in 2006-07 ... Set a career high in plus/minus (11) ... Recorded his first career multi-goal game and his second career three-point game (2g, 1a), at PIT (3/7) ... Recorded his fourth career multi-point game (2a), at SJ (12/3) ... Scored the game winning goal, vs. NYR (10/18) ... Played in his 200th career NHL game, vs. COL (10/14).

PLAYOFFS VS. THE NHL

TEAM	GP	G	A	PTS	PIM
CAR	7	1	0	1	6

PLAYOFF CAREER

2019: Skated in all seven of Washington's playoff games ... Led Capitals centers in faceoff win percentage (57.4) during the playoffs ... Scored on a penalty shot in Game 5 of the First Round vs. CAR (4/20), marking the first successful penalty shot in the playoffs in franchise history and his first career playoff goal ... Made his Stanley Cup Playoff debut in Game 1 of the First Round vs. CAR (4/11).



LARS ELLER

20

BIOGRAPHICAL INFO

CENTER | **HEIGHT:** 6'2" | **WEIGHT:** 205 | **SHOOTS:** Left

BORN: May 8, 1989 | **BIRTHPLACE:** Rodovre, Denmark

ACQUIRED: From Montreal in exchange for Washington's second-round pick in the 2017 and 2018 NHL Drafts, June 24, 2016

REGULAR SEASON

PLAYOFFS

YEAR	TEAM	LEAGUE	GP	G	A	PTS	PIM	+/-	PP	SH	GW	S	GP	G	A	PTS	PIM
2007-08	Frolunda HC	Sweden	14	0	2	2	4	-2	-	-	-	-	7	0	1	1	2
	Denmark	WJC	6	3	3	6	37	-5	-	-	-	-	-	-	-	-	-
	Denmark	WC	6	0	2	2	0	-7	-	-	-	-	-	-	-	-	-
2008-09	Frolunda HC	Sweden	48	12	17	29	28	13	-	-	-	-	10	3	1	4	12
2009-10	St. Louis	NHL	7	2	0	2	4	2	1	0	0	8	-	-	-	-	-
	Peoria	AHL	70	18	39	57	84	-1	-	-	-	-	-	-	-	-	-
	Denmark	WC	7	2	3	5	8	2	-	-	-	-	-	-	-	-	-
2010-11	Montreal	NHL	77	7	10	17	48	-4	0	0	2	79	7	0	2	2	4
2011-12	Montreal	NHL	79	16	12	28	66	-5	2	2	2	129	-	-	-	-	-
	Denmark	WC	7	3	2	5	14	-2	-	-	-	-	-	-	-	-	-
2012-13	Montreal	NHL	46	8	22	30	45	8	1	0	1	84	1	0	0	0	0
	JyP HY Jyväskylä	Finland	15	5	10	15	18	2	-	-	-	-	-	-	-	-	-
2013-14	Montreal	NHL	77	12	14	26	68	-15	2	1	3	137	17	5	8	13	18
2014-15	Montreal	NHL	77	15	12	27	42	-6	1	0	7	150	12	1	2	3	4
2015-16	Montreal	NHL	79	13	13	26	28	-13	1	1	2	149	-	-	-	-	-
2016-17	CAPITALS	NHL	81	12	13	25	36	15	0	1	2	115	13	0	5	5	10
2017-18	CAPITALS	NHL	81	18	20	38	38	-6	3	0	2	161	24	7	11	18	18
2018-19	CAPITALS	NHL	81	13	23	36	37	-1	0	1	1	163	7	1	2	3	2
	Denmark	WC	3	2	3	5	6	2	-	-	-	-	-	-	-	-	-
2019-20	CAPITALS	NHL	69	16	23	39	48	3	2	1	1	151	-	-	-	-	-
NHL TOTALS			754	132	162	294	460	-22	13	7	23	1,326	81	14	30	44	56
CAPITALS TOTALS			312	59	79	138	159	11	5	3	6	590	44	8	18	26	30

VS. THE NHL

TEAM	GP	G	A	PTS	PIM
ANA	15	1	2	3	6
ARI	16	1	2	3	10
BOS	38	10	4	14	41
BUF	40	3	5	8	6
CGY	19	7	4	11	16
CAR	35	11	6	17	18
CHI	14	2	5	7	4
COL	16	3	4	7	14
CBJ	26	2	3	5	6
DAL	14	2	5	7	6
DET	24	1	5	6	8
EDM	17	3	3	6	14
FLA	33	6	11	17	24
LA	15	3	2	5	10
MIN	14	2	4	6	6
MTL	12	6	2	8	8
NSH	18	1	3	4	4
NJ	36	8	7	15	18
NYI	36	7	10	17	30
NYR	34	5	9	14	28
OTT	39	7	9	16	28
PHI	37	4	9	13	31
PIT	34	8	9	17	16
SJ	16	2	2	4	20
STL	15	2	6	8	6
TB	36	3	7	10	22
TOR	39	7	12	19	18
VAN	18	4	4	8	12
VGK	6	0	0	0	0
WSH	19	4	2	6	18
WPG	23	7	6	13	12

2019-20

Set career highs in points (39) and time on ice per game (17:01) ... Tied a career high in assists (23) ... Played in all 69 games ... Led Capitals centers in faceoff win percentage (51.9) ... Led the Capitals with a 55.8 shot attempt percentage at five-on-five (908 shot attempts for, 717 against) ... Led Capitals forwards in takeaways (44) ... Recorded two assists, at COL (2/13) ... Recorded his ninth career multi-goal game, vs. PIT (2/2) ... Recorded two points (1g, 1a), including the game winning goal in overtime, vs. SJ (1/5) ... Recorded two points (1g, 1a), at CAR (1/3) ... Played in his 700th career game, becoming the second Danish-born player in NHL history to reach the milestone, vs. BUF (11/1) ... Recorded two points (1g, 1a), at VAN (10/25) ... Recorded two points (1g, 1a), at CHI (10/20) ... Recorded two assists, at STL (10/2).

PLAYOFF CAREER

2019: Skated in all seven of Washington's playoff games ... Scored a goal in Game 1 of the First Round vs. CAR (4/11). **2018:** Recorded playoff career highs in goals (7), assists (11) and points (18) ... Led the team in game-winning goals during the playoffs ... Recorded four multi-point games, including three three-point games ... Scored the series-clinching goal in Game 5 of the SCF at VGK (6/7) ... Scored the game-winning goal in 2OT in Game 3 of the ECQF at CBJ (4/17). **2017:** Played in all 13 of Washington's playoff games ... Ranked tied for third on the team in assists (5) ... Registered an assist in Game 6 of the ECQF at TOR (4/23) ... Tallied two assists in Game 5 of the ECSF vs. PIT (5/6), his fifth career multi-point postseason game. **2015:** Played in all 12 of Montreal's playoff games ... Scored a shorthanded goal in Game 1 of the ECQF vs. OTT (4/15) ... Earned an assist in Game 5 of the ECQF vs. OTT (4/24) ... Tallied an assist in Game 4 of the ECSF vs. TB (5/7). **2014:** Played in all 17 of Montreal's playoff games ... Set playoff career highs in points (13), goals (5), assists (8), games played (17) and plus/minus (+6) ... Ranked second on the team in points and plus/minus (+6), tied for second in goals and third in assists during the postseason ... Earned two points (1g, 1a) in Game 1 of the ECQF vs. TB (4/16) ... Registered a career-high five-game point streak from April 16-May 1 (2g, 4a) ... Earned two points (1g, 1a) in Game 3 of the ECSF vs. BOS ... Scored the game-winning goal in Game 6 of the ECSF vs. BOS ... Earned two points (1g, 1a), including a shorthanded goal, in Game 1 of the ECF vs. NYR (5/17) ... Tallied two assists in Game 5 of the ECF vs. NYR (5/27). **2013:** Appeared in one playoff game with Montreal. **2011:** Played in all seven of Montreal's playoff games ... Made his NHL playoff debut at BOS (4/14) ... Earned his first career playoff point with an assist in Game 2 of the ECQF at BOS (4/16).

PLAYOFFS VS. THE NHL

TEAM	GP	G	A	PTS	PIM
BOS	14	2	4	6	12
CAR	7	1	2	3	2
CBJ	6	2	0	2	6
NYR	6	1	3	4	8
OTT	7	1	1	2	4
PIT	13	1	7	8	4
TB	17	4	9	13	12
TOR	6	0	2	2	6
VGK	5	2	2	4	2



RADKO GUDAS

BIOGRAPHICAL INFO

DEFENSE | HEIGHT: 6'0" | WEIGHT: 205 | SHOOTS: Right
 BORN: June 5, 1990 | BIRTHPLACE: Prague, Czech Republic
 ACQUIRED: From Philadelphia in exchange for Matt Niskanen, June 14, 2019

33

VS. THE NHL

TEAM	GP	G	A	PTS	PIM
ANA	11	0	0	0	27
ARI	11	0	1	1	4
BOS	18	0	2	2	22
BUF	20	2	6	8	33
CGY	11	0	3	3	16
CAR	27	2	6	8	18
CHI	10	1	2	3	12
COL	10	1	3	4	4
CBJ	21	2	5	7	34
DAL	11	0	1	1	16
DET	19	1	2	3	12
EDM	10	1	4	5	16
FLA	19	1	2	3	52
LA	11	0	0	0	6
MIN	12	0	4	4	6
MTL	19	0	0	0	33
NSH	11	0	1	1	16
NJ	21	1	5	6	54
NYI	25	2	7	9	16
NYR	23	0	6	6	15
OTT	22	2	6	8	38
PHI	8	0	1	1	6
PIT	20	2	6	8	28
SJ	11	0	1	1	20
STL	9	0	1	1	8
TB	14	2	2	4	11
TOR	22	5	6	11	22
VAN	9	0	2	2	4
VGK	6	1	1	2	4
WSH	23	0	4	4	26
WPG	15	0	4	4	40

REGULAR SEASON

PLAYOFFS

YEAR	TEAM	LEAGUE	GP	G	A	PTS	PIM	+/-	PP	SH	GW	S	GP	G	A	PTS	PIM
2007-08	Kladno	Czech	-	-	-	-	-	-	-	-	-	-	1	0	0	0	0
	Berounsti Medvedi	Czech2	35	0	4	4	61	-7	-	-	-	-	8	1	1	2	29
	Czech Rep. U-18	WJC-18	5	1	1	2	12	6	-	-	-	-	-	-	-	-	-
2008-09	Kladno	Czech	7	0	1	1	8	-3	-	-	-	-	7	0	0	0	2
	Berounsti Medvedi	Czech2	21	0	3	3	74	-7	-	-	-	-	11	1	3	4	36
	Czech Rep.	WJC	6	2	1	3	8	-1	-	-	-	-	-	-	-	-	-
2009-10	Everett	WHL	65	7	30	37	151	45	-	-	-	-	3	0	2	2	4
	Czech Rep.	WJC	6	0	2	2	14	2	-	-	-	-	-	-	-	-	-
2010-11	Norfolk	AHL	76	4	13	17	165	15	1	0	3	116	6	0	0	0	7
2011-12	Norfolk	AHL	73	7	13	20	195	19	0	1	1	74	16	0	3	3	14
2012-13	Tampa Bay	NHL	22	2	3	5	38	3	0	0	1	31	-	-	-	-	-
	Syracuse	AHL	57	4	16	20	207	32	1	0	0	136	12	2	0	2	34
2013-14	Tampa Bay	NHL	73	3	19	22	152	2	1	0	1	114	3	0	1	1	9
	Czech Rep.	Olympics	3	0	0	0	4	-1	-	-	-	-	-	-	-	-	-
2014-15	Tampa Bay	NHL	31	2	3	5	34	-5	0	0	1	63	-	-	-	-	-
	Philadelphia	NHL	-	-	-	-	-	-	-	-	-	-	-	-	-	-	-
2015-16	Philadelphia	NHL	76	5	9	14	116	-3	0	0	1	150	6	0	0	0	18
2016-17	Philadelphia	NHL	67	6	17	23	93	8	0	0	0	113	-	-	-	-	-
	Czech Rep.	WC	8	2	1	3	6	-1	-	-	-	-	-	-	-	-	-
2017-18	Philadelphia	NHL	70	2	14	16	83	0	0	0	0	142	6	0	0	0	9
	Czech Rep.	WC	8	0	2	2	4	6	-	-	-	-	-	-	-	-	-
2018-19	Philadelphia	NHL	77	4	16	20	63	6	0	0	0	136	-	-	-	-	-
	Czech Rep.	WC	10	1	3	4	12	11	-	-	-	-	-	-	-	-	-
2019-20	CAPITALS	NHL	63	2	13	15	40	15	0	0	1	90	-	-	-	-	-
NHL TOTALS			479	26	94	120	619	26	1	0	5	839	15	0	1	1	36
CAPITALS TOTALS			63	2	13	15	40	15	0	0	1	90	-	-	-	-	-

2019-20

Set a career high in plus/minus (15) ... Led Capitals defensemen in hits (164) ... His 51.4 shot attempt percentage at five-on-five (827 shot attempts for, 781 shot attempts against) ranked second among Capitals defensemen with at least 10 games played ... Scored the game winning goal, vs. OTT (1/7) ... Scored first goal as a Capital, vs. TB (12/21) ... Recorded his first point as a Capital, an assist, at NYI (10/4).

PLAYOFFS VS. THE NHL

TEAM	GP	G	A	PTS	PIM
MTL	3	0	0	1	9
PIT	6	0	0	0	9
WSH	6	0	0	0	18

PLAYOFF CAREER

2018: Skated in all six of Philadelphia's playoff games ... Led Philadelphia in hits (32) and ranked fourth in time on ice per game (19:18) during the playoffs. **2016:** Skated in all six of Philadelphia's playoff games ... Led Philadelphia in hits (30) and ranked fourth in time on ice per game (19:37) during the playoffs. **2014:** Appeared in three postseason games for the Tampa Bay Lightning ... Recorded an assist in Game 3 of the ECQF at MTL (4/20) ... Made his Stanley Cup Playoff debut in Game 1 of the ECQF vs. MTL (4/16). **2013:** Skated in 12 game with Syracuse during the Calder Cup Playoffs, recording three points (2g, 1a). **2012:** Won Calder Cup with Norfolk, appearing in 16 contests. **2011:** Skated in six games with Norfolk during the Calder Cup Playoffs.



CARL HAGELIN

62

BIOGRAPHICAL INFO

LEFT WING | HEIGHT: 6'0" | WEIGHT: 185 | SHOOT: Left
BORN: August 23, 1988 | **BIRTHPLACE:** Sodertälje, Sweden
ACQUIRED: From L.A. in exchange for Washington's third-round choice in the 2019 NHL Draft and a conditional sixth-round choice in the 2020 NHL Draft, February 21, 2019

REGULAR SEASON

PLAYOFFS

YEAR	TEAM	LEAGUE	GP	G	A	PTS	PIM	+/-	PP	SH	GW	S	GP	G	A	PTS	PIM
2004-05	Södertälje SK J18	J18 Allsvenskan	14	10	7	17	16	-	-	-	-	-	2	0	2	2	0
2005-06	Södertälje SK J18	J18 Allsvenskan	7	4	8	12	2	-	-	-	-	-	-	-	-	-	-
	Södertälje SK J20	SuperElit	41	20	20	40	42	-	-	-	-	-	4	1	2	3	22
2006-07	Södertälje SK J20	SuperElit	40	24	31	55	42	-	-	-	-	-	3	1	5	6	20
2007-08	Michigan	NCAA	41	11	11	22	28	18	-	-	-	-	-	-	-	-	-
	Sweden U20	WJC-20	6	0	0	0	0	-1	-	-	-	-	-	-	-	-	-
2008-09	Michigan	NCAA	41	13	18	31	32	19	-	-	-	-	-	-	-	-	-
2009-10	Michigan	NCAA	45	19	31	50	34	20	-	-	-	-	-	-	-	-	-
2010-11	Michigan	NCAA	44	18	31	49	39	21	-	-	-	-	-	-	-	-	-
	Connecticut	AHL	0	0	0	0	0	0	-	-	-	-	5	1	1	2	4
2011-12	NY Rangers	NHL	64	14	24	38	24	21	0	2	2	131	17	0	3	3	17
	Connecticut	AHL	17	7	6	13	6	12	-	-	-	-	-	-	-	-	-
2012-13	Södertälje SK	Allsvenskan	8	5	6	11	0	9	-	-	-	-	-	-	-	-	-
	NY Rangers	NHL	48	10	14	24	18	10	1	0	1	132	12	3	3	6	0
2013-14	NY Rangers	NHL	72	17	16	33	44	8	0	1	5	144	25	7	5	12	16
	Sweden	Olympics	6	2	0	2	0	1	-	-	-	-	-	-	-	-	-
2014-15	NY Rangers	NHL	82	17	16	33	44	8	1	0	4	185	25	7	5	12	16
2015-16	Anaheim	NHL	43	4	8	12	14	-10	0	0	0	82	-	-	-	-	-
	Pittsburgh	NHL	37	10	17	27	18	18	0	0	6	96	24	6	10	16	14
2016-17	Pittsburgh	NHL	61	6	16	22	16	10	0	0	2	128	15	2	0	2	19
	Sweden	WC	4	0	1	1	0	1	-	-	-	-	-	-	-	-	-
2017-18	Pittsburgh	NHL	81	10	21	31	28	8	0	0	2	169	9	2	1	3	2
2018-19	Pittsburgh	NHL	16	1	2	3	12	2	0	0	0	28	-	-	-	-	-
	Los Angeles	NHL	22	1	4	5	8	-2	0	0	1	36	-	-	-	-	-
	CAPITALS	NHL	20	3	8	11	10	7	0	0	1	35	7	0	1	1	0
2019-20	CAPITALS	NHL	58	8	17	25	16	12	0	1	2	107	-	-	-	-	-
NHL TOTALS			604	101	165	266	254	102	2	5	26	1,273	128	22	26	48	74
CAPITALS TOTALS			78	11	25	36	26	19	0	1	3	142	7	0	1	1	0

VS. THE NHL

TEAM	GP	G	A	PTS	PIM
ANA	9	2	4	6	2
ARI	14	1	4	5	8
BOS	24	2	3	5	10
BUF	24	7	3	10	18
CGY	12	2	3	5	6
CAR	33	7	17	24	20
CHI	13	2	6	8	4
COL	13	1	2	3	0
CBJ	21	5	2	7	10
DAL	14	4	3	7	10
DET	15	2	5	7	10
EDM	12	3	0	3	2
FLA	23	5	5	10	8
LA	9	0	2	2	4
MIN	13	2	5	7	6
MTL	21	3	9	12	8
NSH	16	0	5	5	12
NJ	37	7	15	22	16
NYI	38	6	6	12	12
NYR	17	5	6	11	4
OTT	23	5	6	11	8
PHI	36	3	12	15	14
PIT	25	5	6	11	14
SJ	13	1	3	4	2
STL	14	0	4	4	2
TB	28	5	7	12	10
TOR	22	4	6	10	6
VAN	15	2	6	8	4
VGK	4	0	3	3	0
WSH	29	4	6	10	20
WPG	17	6	1	7	4

2019-20

Led Capitals forwards in shorthanded time on ice per game (2:55) ... Set a career high with three shorthanded points (1g, 2a) ... Ranked tied for fourth on the Capitals in plus/minus (12) ... Played in his 600th career NHL game, at MIN (3/1) ... Recorded his 10th career multi-goal game, including his 100th career goal, vs. PIT (2/23) ... Recorded longest point streak of his career (seven games, 3g, 4a) from 1/16 to 2/4 ... Scored the game winning goal, at OTT (1/31) ... Scored the game winning goal, vs. NJD (1/16) ... Recorded two assists, at CHI (10/20).

PLAYOFF CAREER

2019: Skated in all seven of Washington's playoff games ... Recorded an assist in Game 7 of the First Round vs. CAR (4/24). **2018:** Skated in nine playoff games with Pittsburgh ... Recorded two points (1g, 1a) in Game 1 of the ECQF vs. PHI (4/11) ... Scored a goal in Game 6 of the ECQF at PHI (4/22). **2017:** Won Stanley Cup with Pittsburgh, appearing in 15 contests ... Scored a goal in Game 5 of the ECSF at WSH (5/6) ... Scored an empty net goal in Game 6 of the SCF at NSH (6/11). **2016:** Won Stanley Cup with Pittsburgh, appearing in 24 contests ... Ranked fourth on the team in points (16) ... Set playoff career highs in assists (10), points (16) and plus/minus (9) ... Recorded two assists in Game 1 of the ECSF at WSH (4/28) ... Scored the game-winning goal in Game 3 of the ECSF vs. WSH (5/2) ... Recorded three points (1g, 2a) in Game 6 of the ECSF vs. WSH (5/10) ... Registered two points (1g, 1a) in Game 3 of the ECF at TB (5/18) ... Recorded four points (1g, 3a) in six games during 2016 SCF against San Jose. **2015:** Scored a goal in Game 3 of the ECQF at PIT (4/30). **2014:** Appeared in 25 playoff games with the New York Rangers and set a postseason career high in goals (7) ... Scored a goal in Game 1 of the ECQF vs. PHI (4/17) ... Recorded an assist in Game 3 of the ECQF at PHI (4/22) ... Scored the game-winning goal in Game 6 of the ECSF vs. PIT (5/11) ... Registered two points (1g, 1a) in Game 4 of the ECF vs. MTL (5/25) ... Scored a shorthanded goal in Game 1 of the SCF at LA (6/4) ... **2013:** Recorded his first career playoff goal in Game 1 of the ECQF at WSH (5/2) ... Recorded three points (1g, 2a) in Game 4 of the ECQF vs. WSH (5/8) ... **2012:** Made his postseason debut in Game 1 of the ECQF vs. OTT (4/12) and registered his first career playoff point, an assist ... Recorded two assists in Game 7 of the ECSF vs. WSH (5/12).

PLAYOFFS VS. THE NHL

TEAM	GP	G	A	PTS	PIM
BOS	5	1	1	2	0
CAR	7	0	1	1	0
LA	5	1	1	2	2
MTL	6	2	1	3	2
NSH	4	1	0	1	2
NJ	6	0	0	0	10
NYR	5	1	0	1	4
OTT	4	0	1	1	5
PHI	13	4	3	7	12
PIT	12	4	2	6	4
SJ	6	1	3	4	4
TB	14	1	4	5	4
WSH	35	6	9	15	10



GARNET HATHAWAY

21

BIOGRAPHICAL INFO

RIGHT WING | **HEIGHT:** 6'3" | **WEIGHT:** 210 | **SHOOTS:** Right
BORN: November 23, 1991 | **BIRTHPLACE:** Kennebunkport, Maine
ACQUIRED: Signed as a free agent, July 1, 2019

VS. THE NHL

TEAM	GP	G	A	PTS	PIM
ANA	10	1	3	4	67
ARI	16	0	1	1	11
BOS	9	1	1	2	20
BUF	8	0	2	2	4
CGY	2	0	0	0	0
CAR	7	2	2	4	4
CHI	9	1	0	1	11
COL	9	0	0	0	14
CBJ	7	0	0	0	7
DAL	7	1	1	2	6
DET	4	1	0	1	0
EDM	11	1	0	1	8
FLA	4	0	0	0	7
LA	9	0	1	1	4
MIN	9	0	0	0	18
MTL	8	1	0	1	4
NSH	7	1	1	2	6
NJ	8	0	0	0	7
NYI	8	0	0	0	16
NYR	6	5	0	5	9
OTT	5	1	1	2	2
PHI	9	1	1	2	6
PIT	8	0	1	1	4
SJ	12	3	3	6	24
STL	5	0	0	0	4
TB	7	1	2	3	11
TOR	7	0	2	2	0
VAN	8	1	6	7	4
VGK	10	1	1	2	8
WSH	2	1	0	1	2
WPG	10	1	2	3	10

REGULAR SEASON

PLAYOFFS

YEAR	TEAM	LEAGUE	GP	G	A	PTS	PIM	+/-	PP	SH	GW	S	GP	G	A	PTS	PIM
2006-07	Phillips Acad.	USHS	25	0	6	6	-	-	-	-	-	-	-	-	-	-	-
2007-08	Phillips Acad.	USHS	27	5	9	14	-	-	-	-	-	-	-	-	-	-	-
2008-09	Phillips Acad.	USHS	26	16	13	29	-	-	-	-	-	-	-	-	-	-	-
2009-10	Phillips Acad.	USHS	28	17	20	37	32	-	-	-	-	-	-	-	-	-	-
2010-11	Brown	NCAA	31	5	9	14	42	3	-	-	-	-	-	-	-	-	-
2011-12	Brown	NCAA	26	3	5	8	48	-9	0	0	0	42	-	-	-	-	-
2012-13	Brown	NCAA	33	6	15	21	47	6	0	0	0	39	-	-	-	-	-
2013-14	Brown	NCAA	31	6	9	15	41	-1	0	0	1	50	-	-	-	-	-
	Abbotsford	AHL	8	0	0	0	10	1	0	0	0	7	1	0	0	0	10
2014-15	Adirondack	AHL	72	19	17	36	77	-8	6	2	0	123	-	-	-	-	-
2015-16	Calgary	NHL	14	0	3	3	31	-1	0	0	0	11	-	-	-	-	-
	Stockton	AHL	44	8	13	21	39	-4	1	3	0	87	-	-	-	-	-
2016-17	Calgary	NHL	26	1	4	5	44	0	0	0	0	2	-	-	-	-	-
	Stockton	AHL	31	8	12	20	67	22	1	1	0	81	5	2	2	4	2
2017-18	Calgary	NHL	59	4	9	13	88	3	0	1	0	68	-	-	-	-	-
	Stockton	AHL	18	11	8	19	30	16	2	0	1	41	-	-	-	-	-
2018-19	Calgary	NHL	76	11	8	19	56	14	0	2	5	77	5	0	0	0	14
2019-20	CAPITALS	NHL	66	9	7	16	79	6	0	0	1	80	-	-	-	-	-
NHL TOTALS			241	25	31	56	298	22	0	3	6	258	5	0	0	0	14
CAPITALS TOTALS			66	9	7	16	79	6	0	0	1	80	-	-	-	-	-

2019-20

Ranked third in the NHL in penalties drawn (36) and first in penalties drawn per 60 (3.04, minimum 25 games played) ... Ranked second on the Capitals in hits and 16th in the NHL (189) ... Ranked second on the Capitals in penalty minutes (79) ... Scored the game winning goal, at TB (12/14) ... Recorded second career multi-goal game, at SJ (12/3) ... Played in his 200th career NHL game, at DET (11/30) ... Scored first goal as a Capital, vs. CAR (10/5).

PLAYOFFS VS. THE NHL

TEAM	GP	G	A	PTS	PIM
COL	5	0	0	0	14

PLAYOFF CAREER

2019: Skated in all five of Calgary's playoff games ... Led Calgary in hits (26) during the playoffs ... Made his Stanley Cup Playoff debut in Game 1 of the First Round vs. COL (4/11). **2017:** Skated in five games with Stockton during the Calder Cup Playoffs, recording four points (2g, 2a). **2014:** Made his Calder Cup Playoff debut with Abbotsford in Game 2 of the Conference Quarterfinals vs. Grand Rapids (4/26).



BRADEN HOLTBY

70

BIOGRAPHICAL INFO

GOALTENDER | HEIGHT: 6'2" | WEIGHT: 214 | CATCHES: Left
BORN: September 16, 1989 | **BIRTHPLACE:** Lloydminster, Saskatchewan
DRAFTED: Capitals' fourth-round choice, 93rd overall, in the 2008 NHL Draft

VS. THE NHL

TEAM	GP	MIN	SO	W	L	OT	GAA	SV%
ANA	9	511	0	5	4	0	3.53	.879
ARI	7	418	0	4	3	0	2.44	.906
BOS	22	1242	4	18	4	0	1.98	.939
BUF	16	908	1	10	4	2	2.44	.916
CGY	10	511	0	6	2	1	3.05	.894
CAR	24	1424	2	16	7	1	2.15	.931
CHI	13	726	1	9	3	0	2.89	.915
COL	8	427	0	6	1	0	2.67	.907
CBJ	27	1530	2	15	8	2	2.55	.916
DAL	9	433	0	2	4	2	4.02	.867
DET	16	974	1	12	2	2	2.09	.925
EDM	12	728	2	7	3	2	2.06	.932
FLA	17	940	1	12	2	2	2.87	.906
LA	5	299	1	2	2	1	2.41	.916
MIN	12	721	1	9	3	0	2.33	.923
MTL	20	1158	2	14	2	3	1.81	.939
NSH	10	532	0	3	5	1	4.29	.860
NJ	24	1449	5	17	4	3	2.03	.924
NYI	27	1547	0	16	6	3	2.44	.918
NYR	25	1436	1	13	10	1	2.47	.917
OTT	13	785	1	9	3	1	2.06	.931
PHI	29	1696	2	13	7	8	2.69	.910
PIT	26	1476	2	11	11	3	2.97	.910
SJ	11	611	0	5	4	1	3.53	.882
STL	9	546	0	8	1	0	2.31	.924
TB	21	1174	2	12	4	3	2.86	.905
TOR	17	944	1	10	5	1	2.41	.924
VAN	8	458	1	5	2	1	2.23	.922
VGK	5	297	0	2	3	0	2.83	.905
WPG	16	928	2	11	3	2	2.39	.925

REGULAR SEASON

PLAYOFFS

YEAR	TEAM	LEAGUE	GP	W	L	OT	MIN	GA	SO	GAA	SA	SV%	GP	W	L	GAA	SV%
2005-06	Saskatoon	WHL	1	0	1	0	59	4	0	4.07	53	.925	-	-	-	-	-
2006-07	Saskatoon	WHL	51	17	29	3	2,725	146	0	3.21	1394	.895	-	-	-	-	-
2007-08	Saskatoon	WHL	64	25	29	0	3,632	172	1	2.84	1875	.908	-	-	-	-	-
2008-09	Saskatoon	WHL	61	40	16	4	3,571	156	6	2.62	1732	.910	7	3	4	2.32	.912
2009-10	Hershey	AHL	37	24	8	2	2,146	83	2	2.32	1000	.917	3	2	1	3.60	.857
	South Carolina	ECHL	12	7	2	3	712	35	0	2.95	392	.911	-	-	-	-	-
2010-11	CAPITALS	NHL	14	10	2	2	736	22	2	1.79	332	.934	-	-	-	-	-
	Hershey	AHL	30	17	10	2	1,785	68	5	2.29	845	.920	6	2	4	3.01	.893
2011-12	CAPITALS	NHL	7	4	2	1	361	15	1	2.49	192	.922	14	7	7	1.95	.935
	Hershey	AHL	40	20	15	2	2,322	101	3	2.61	975	.906	-	-	-	-	-
2012-13	CAPITALS	NHL	36	23	12	1	2,089	90	4	2.58	1,123	.920	7	3	4	2.22	.922
	Hershey	AHL	25	12	12	1	1,458	52	4	2.14	712	.932	-	-	-	-	-
2013-14	CAPITALS	NHL	48	23	15	4	2,656	126	4	2.85	1,475	.915	-	-	-	-	-
2014-15	CAPITALS	NHL	*73	41	20	10	4,247	157	9	2.22	*2,044	.923	13	6	7	1.71	.944
2015-16	CAPITALS	NHL	66	*48	9	7	3,841	141	3	2.20	1,802	.922	12	6	6	1.72	.942
2016-17	CAPITALS	NHL	63	*42	13	6	3,680	127	*9	2.07	1,690	.925	13	7	6	2.47	.909
2017-18	CAPITALS	NHL	54	34	16	4	3,068	153	0	2.99	1,648	.907	23	16	7	2.16	.922
2018-19	CAPITALS	NHL	59	32	19	5	3,407	160	3	2.82	1,795	.911	7	3	4	2.67	.914
2019-20	CAPITALS	NHL	48	25	14	6	2,744	142	0	3.11	1,385	.897	-	-	-	-	-
NHL/CAPITALS TOTALS			468	282	122	46	26,829	1,133	35	2.53	13,486	.916	89	48	41	2.09	.928
* League Leader																	

2019-20

Ranked eighth in the NHL in wins (25) ... Recorded at least 25 wins for the sixth consecutive season, which marks the second-longest streak among active goaltenders ... Recorded his 11th career assist, vs. SJ (1/5) ... Named to the All-Star Game for the fifth-straight season, tied for the second-most selections in franchise history ... Surpassed 25,000 minutes played in his career, vs. ANA (11/18) ... Recorded an eleven-game point streak (10-0-1) from 10/18 to 11/18, becoming the only goaltender in Capitals history to post three point streaks of 11 games or more during his tenure with the franchise ... Stopped a season high 41 of 44 shots, at CHI (10/20).

PLAYOFFS VS. THE NHL

TEAM	GP	MIN	SO	W	L	GAA	SV%
BOS	7	449	0	4	3	2.00	.940
CAR	7	449	1	3	4	2.67	.914
CBJ	5	313	0	4	1	1.92	.932
NYI	6	369	0	3	3	1.63	.943
NYR	21	1343	2	9	12	1.97	.933
PHI	6	358	2	4	2	0.84	.968
PIT	19	1133	0	9	10	2.44	.912
TB	7	412	2	4	3	2.04	.919
TOR	6	406	0	4	2	2.36	.925
VGK	5	298	0	4	1	2.62	.916

BRADEN HOLTBY

70



PLAYOFF CAREER

2019: Posted a 3-4 record with a 2.67 GAA and .914 save percentage in seven games vs. CAR ... Recorded a shutout in Game 5 of the First Round vs. Carolina (4/20), passing Olie Kolzig (6) for the most postseason shutouts in franchise history. **2018:** Posted 16-7 record in 23 playoff games ... Set franchise record for wins in a single postseason ... Led NHL goaltenders (min. 10 games played) in goals-against average (2.16) during the playoffs ... Recorded consecutive shutouts in Game 6 of the ECF vs. TB (5/21) and Game 7 of the ECF at TB (5/23), stopping a combined 53 shots. **2017:** Posted a 2.47 goals-against average and a .909 save percentage in 13 games started ... Made 47 saves in Game 2 of the ECQF vs. TOR (4/15) ... Stopped 37 of 38 shots in Game 6 of the ECQF at TOR (4/23) ... Is the second goaltender in franchise history to win three overtime games in a single playoff series, joining Olie Kolzig (1998 ECF vs. BUF) ... His career postseason 2.00 goals against-average and .932 save percentage is the lowest in franchise history (min 5 GP). **2016:** Posted two shutouts, a 1.72 goals-against average and a .942 save percentage during the postseason ... Stopped all 19 shots he faced to earn his third career playoff shutout in Game 1 of the ECQF vs. PHI (4/14) ... Stopped 41 of 42 shots in Game 2 vs. PHI (4/16) ... His 19 saves in the first period of Game 2 marked the second-most saves in a period by a goaltender in franchise postseason history ... Earned his second career postseason assist (4/30/15 at NYR) in Game 3 at PHI (4/18), passing Don Beaupre for the most assists by a goaltender in franchise postseason history ... Stopped all 26 shots he faced in Game 6 at PHI (4/24) to earn his fourth career playoff shutout and second of the series (Game 1: 19 saves) ... Is the third goaltender in franchise history to record two shutouts in a single playoff series, joining Olie Kolzig (1998 ECSF vs. OTT) and Semyon Varlamov (2009 CQF vs. NYR) ... Is also the second goaltender in franchise history to record a series-clinching shutout, joining Kolzig (29 saves) in Game 5 of the 1998 Eastern Conference semifinals against Ottawa (W, 3-0) ... Stopped 42 of 45 shots in Game 1 of the ECSF vs. PIT (4/28) to earn his 21st career playoff win, passing Olie Kolzig (20) for first place on the franchise postseason wins list ... Played in his 46th career playoff game in Game 6 at PIT (5/10), passing Olie Kolzig (45) for first place on the Capitals postseason games played list. **2015:** Holtby registered one shutout, a 1.71 goals-against average and a .944 save percentage in 13 games during the 2015 playoffs, ranking first in the NHL in goals-against average and save percentage (min. 5 GP) ... His .944 save percentage is the fifth-highest single-postseason save percentage in NHL history (min. 10 GP) ... Made 41 saves in Game 5 at NYR (5/8) ... Stopped 28 shots in Game 4 win vs. NYR (5/6), including a penalty shot in the third period ... Stopped all 30 shots he faced in Game 3 vs. NYR (4/5) to earn his second career playoff shutout ... Made 31 saves in Game 1 victory at NYR (5/2) ... Registered a 1.63 GAA and a .943 save percentage in six games vs. NYI in the first round ... Made 10 saves in Game 7 win vs. NYI (4/27) ... Made 40 saves in Game 3 at NYI (4/19). **2013:** Posted a 3-4 record with a 2.22 GAA and .922 SV% in 7 games vs. NYR in the postseason ... Recorded his first career playoff shutout in Game 2 vs. NYR ... Stopped 35 of 36 shots during Game 1 vs. NYR. **2012:** Finished 5th in the NHL in 2012 postseason wins, 3rd in goals-against average and save percentage and 5th in playoff minutes (922) and saves (429) ... Became just the third goaltender to own a .920 save percentage and 2.00 goals-against average or better (in a minimum of 13 games played) in the playoffs at age 22 or younger (Martin Brodeur and Patrick Roy) ... Went all 14 postseason games without suffering back-to-back losses ... Set a Capitals rookie record with 14 playoff games and tied a rookie record with seven wins in a single postseason ... Became the third rookie goaltender to defeat the defending Stanley Cup champions in a playoff series (Montreal's Ken Dryden and Calgary's Mike Vernon), defeating Boston in seven games in the ECQF ... Became the seventh rookie goaltender to post an overtime win in Game 7 of a playoff series and the first since Buffalo's Steve Shields defeated Ottawa in 1997 ... Earned his second career NHL playoff win in Game 4 of the quarterfinals against Boston, stopping 44 of the 45 shots he faced ... His 44 saves were the second-most in the expansion era in a regulation playoff win for a rookie goaltender since Ken Dryden made 46 stops for Montreal in a 4-2 win against Boston on April 16, 1971. **2011:** Went 2-4 with a 3.01 GAA in the 2011 Calder Cup playoffs. **2010:** Made 3 playoff starts for Hershey in 2010, winning 2 ... Both wins came in overtime.



NICK JENSEN

3

BIOGRAPHICAL INFO

DEFENSE | **HEIGHT:** 6'1" | **WEIGHT:** 196 | **SHOOTS:** Right
BORN: September 21, 1990 | **BIRTHPLACE:** Rogers, Minnesota
ACQUIRED: From DET along with DET's fifth-round choice in the 2019 NHL Draft for Madison Bowey and WSH's second-round choice in the 2020 NHL Draft, February 22, 2019

REGULAR SEASON

PLAYOFFS

YEAR	TEAM	LEAGUE	GP	G	A	PTS	PIM	+/-	PP	SH	GW	S	GP	G	A	PTS	PIM
2008-09	Green Bay	USHL	52	5	17	22	27	34	-	-	-	-	7	0	1	1	2
2009-10	Green Bay	USHL	53	6	21	27	35	36	-	-	-	-	12	2	6	8	6
2010-11	St. Cloud State	NCAA	38	5	18	23	18	-5	-	-	-	-	-	-	-	-	-
2011-12	St. Cloud State	NCAA	39	6	26	32	4	14	4	0	0	68	-	-	-	-	-
2012-13	St. Cloud State	NCAA	41	4	27	31	14	19	1	0	2	76	-	-	-	-	-
2013-14	Grand Rapids	AHL	45	0	9	9	8	12	0	0	0	40	10	0	1	1	2
	Toledo	ECHL	3	0	0	0	0	-2	-	-	-	-	-	-	-	-	-
2014-15	Grand Rapids	AHL	75	6	21	27	15	30	1	0	2	87	16	0	3	3	4
2015-16	Grand Rapids	AHL	75	3	16	19	17	1	0	0	1	94	9	0	2	2	0
2016-17	Detroit	NHL	49	4	9	13	12	-7	0	0	0	59	-	-	-	-	-
	Grand Rapids	AHL	27	1	5	6	6	8	1	0	0	44	-	-	-	-	-
2017-18	Detroit	NHL	81	0	15	15	27	-8	0	0	0	107	-	-	-	-	-
	United States	WC	10	1	3	4	0	0	-	-	-	-	-	-	-	-	-
2018-19	Detroit	NHL	60	2	13	15	17	1	0	0	0	66	-	-	-	-	-
	CAPITALS	NHL	20	0	5	5	4	3	0	0	0	28	7	0	0	0	2
2019-20	CAPITALS	NHL	68	0	8	8	13	1	0	0	0	61	-	-	-	-	-
NHL TOTALS			278	6	50	56	73	-10	0	0	0	321	7	0	0	0	2
CAPITALS TOTALS			88	0	13	13	17	4	0	0	0	89	7	0	0	0	2

VS. THE NHL

TEAM	GP	G	A	PTS	PIM
ANA	7	0	0	0	0
ARI	6	0	1	1	5
BOS	13	0	2	2	10
BUF	11	0	0	0	0
CGY	7	0	2	2	0
CAR	13	0	3	3	4
CHI	6	0	3	3	0
COL	7	0	1	1	0
CBJ	10	1	0	1	6
DAL	7	0	0	0	2
DET	1	0	0	0	0
EDM	6	0	1	1	2
FLA	11	0	1	1	4
LA	7	0	1	1	5
MIN	7	0	2	2	0
MTL	13	0	0	0	0
NSH	7	0	3	3	0
NJ	13	1	2	3	9
NYI	13	0	1	1	0
NYR	11	0	2	2	2
OTT	14	0	5	5	2
PHI	12	0	2	2	2
PIT	10	1	4	5	6
SJ	5	0	0	0	0
STL	5	0	1	1	2
TB	15	0	2	2	2
TOR	14	3	6	9	6
VAN	7	0	0	0	0
VGK	5	0	1	1	0
WSH	8	0	3	3	2
WPG	7	0	1	1	2

2019-20

Ranked third among Capitals defensemen in takeaways (26), time on ice (1,212:05) and shorthanded time on ice (160:52) ... His 2.98 power play goals against per 60 minutes of penalty kill time ranked first in the NHL among players with at least 120 minutes played on the penalty kill ... Recorded an assist on Alex Ovechkin's 700th career goal, at NJD (2/22) ... Recorded the primary assist on the game-winning goal, at COL (2/13).

PLAYOFFS VS. THE NHL

TEAM	GP	G	A	PTS	PIM
CAR	7	0	0	0	2

PLAYOFF CAREER

2019: Skated in all seven of Washington's playoff games ... Made his Stanley Cup Playoff debut in Game 1 of the First Round vs. CAR (4/11).



MICHAL KEMPNY

6

BIOGRAPHICAL INFO

DEFENSE | **HEIGHT:** 6'1" | **WEIGHT:** 195 | **SHOOTS:** Left
BORN: September 8, 1990 | **BIRTHPLACE:** Hodonin, Czech Republic
ACQUIRED: From Chicago for Washington's third-round choice in the 2018 NHL Draft, February 19, 2018

REGULAR SEASON

PLAYOFFS

YEAR	TEAM	LEAGUE	GP	G	A	PTS	PIM	+/-	PP	SH	GW	S	GP	G	A	PTS	PIM
2008-09	HC Kometa Brno U20	Czech U20	23	2	5	7	91	-10	-	-	-	-	-	-	-	-	-
	HC Kometa Brno	Czech2	18	1	0	1	6	4	-	-	-	-	14	1	0	1	6
	SHK Hodonin	Czech3	1	0	0	0	0	-	-	-	-	-	-	-	-	-	-
2009-10	HC Kometa Brno U20	Czech U20	8	2	1	3	34	7	-	-	-	-	-	-	-	-	-
	HC Kometa Brno	Czech	24	0	0	0	18	-13	-	-	-	-	-	-	-	-	-
	SK Horacka Slavia Trebic	Czech2	8	1	0	1	14	-8	-	-	-	-	11	2	1	3	32
	Czech Republic	WJC-20	6	0	2	2	0	-1	-	-	-	-	-	-	-	-	-
2010-11	HC Kometa Brno U20	Czech U20	1	0	0	0	0	1	-	-	-	-	-	-	-	-	-
	HC Kometa Brno	Czech	21	0	0	0	14	-9	-	-	-	-	-	-	-	-	-
	HC Havlickuv Brod	Czech2	32	3	4	7	26	8	-	-	-	-	14	1	6	7	16
2011-12	HC Kometa Brno U20	Czech U20	0	0	0	0	0	-	-	-	-	-	3	0	2	2	2
	HC Kometa Brno	Czech	23	1	1	2	14	-8	-	-	-	-	-	-	-	-	-
	HC Havlickuv Brod	Czech2	3	0	0	0	2	1	-	-	-	-	-	-	-	-	-
2012-13	HC Slavia Praha	Czech	51	5	9	14	32	15	-	-	-	-	11	1	3	4	12
2013-14	HC Kometa Brno	Czech	51	7	8	15	74	10	-	-	-	-	18	2	4	6	20
2014-15	HC Kometa Brno	Czech	43	8	21	29	94	19	-	-	-	-	2	1	0	1	2
2015-16	Avangard Omsk	KHL	59	5	16	21	46	18	-	-	-	-	11	2	2	4	12
2016-17	Chicago	NHL	50	2	6	8	22	1	-	-	-	-	1	0	0	0	0
	Czech Republic	World Cup	3	0	0	0	2	-4	-	-	-	-	-	-	-	-	-
2017-18	Chicago	NHL	31	1	6	7	12	13	-	-	-	-	-	-	-	-	-
	CAPITALS	NHL	22	2	1	3	14	1	0	0	0	32	24	2	3	5	10
2018-19	CAPITALS	NHL	71	6	19	25	60	24	0	0	3	111	-	-	-	-	-
2019-20	CAPITALS	NHL	58	3	15	18	22	19	0	0	0	73	-	-	-	-	-
NHL TOTALS			232	14	47	61	130	58	0	0	3	333	25	2	3	5	10
CAPITALS TOTALS			151	11	35	46	96	44	0	0	3	216	24	2	3	5	10

VS. THE NHL

TEAM	GP	G	A	PTS	PIM
ANA	7	0	0	0	0
ARI	5	0	1	1	2
BOS	6	0	0	0	2
BUF	8	0	6	6	8
CGY	7	0	4	4	2
CAR	7	2	1	3	4
CHI	3	1	1	2	4
COL	8	0	3	3	2
CBJ	9	0	1	1	8
DAL	7	0	1	1	4
DET	8	2	1	3	2
EDM	7	0	0	0	8
FLA	5	0	2	2	2
LA	7	0	1	1	4
MIN	9	0	1	1	2
MTL	9	0	1	1	0
NSH	12	1	0	1	2
NJ	12	1	5	6	12
NYI	10	0	2	2	2
NYR	9	2	2	4	10
OTT	7	1	2	3	6
PHI	10	0	3	3	2
PIT	9	0	1	1	6
SJ	5	0	2	2	2
STL	8	1	2	3	4
TB	7	0	0	0	6
TOR	8	0	1	1	6
VAN	7	2	1	3	12
VGK	5	0	0	0	4
WSH	2	0	1	1	0
WPG	9	1	1	2	2

2019-20

Ranked third on the Capitals in blocked shots per 60 (3.99) ... Ranked sixth on the Capitals in time on ice per game (18:38) ... Recorded his first career three-point game (0g, 3a), vs. BUF (11/1) ... Recorded his first career multi-goal game, at VAN (10/25) ... Scored a goal in his season debut, vs. NYR (10/18) ... Recorded 10 points (3g, 7a) in his first nine games of the season.

PLAYOFF CAREER

2019: Did not play due to injury. **2018:** Registered five points (2g, 3a) in 24 playoff games ... Scored a goal in Game 4 of the SCF vs. VGK (6/4) ... Scored a goal in Game 1 of the ECF at TB (5/11) ... Recorded an assist in Game 5 of the ECQF vs. CBJ, marking his first career playoff point. **2017:** Made his postseason debut with the Chicago Blackhawks in Game 4 of the WCQF at NSH (4/20).

PLAYOFFS VS. THE NHL

TEAM	GP	G	A	PTS	PIM
CBJ	6	0	1	1	0
NSH	1	0	0	0	0
PIT	6	0	0	0	4
TB	7	1	0	1	6
VGK	5	1	2	3	0



ILYA KOVALCHUK

17

BIOGRAPHICAL INFO

RIGHT WING | HEIGHT: 6'3" | WEIGHT: 222 | SHOOTS: Right

BORN: April 15, 1983 | **BIRTHPLACE:** Tver, Russia

ACQUIRED: From Montreal for Washington's 2020 third-round pick, Feb. 23, 2020

REGULAR SEASON

PLAYOFFS

YEAR	TEAM	LEAGUE	GP	G	A	PTS	PIM	+/-	PP	SH	GW	S	GP	G	A	PTS	PIM
2001-02	Atlanta	NHL	65	29	22	51	28	-19	7	0	4	184	-	-	-	-	-
	Russia	Olympics	6	1	2	3	14	-1	-	-	-	-	-	-	-	-	-
2002-03	Atlanta	NHL	81	38	29	67	57	-24	9	0	3	257	-	-	-	-	-
2003-04	Atlanta	NHL	81	*41	46	87	63	-10	16	1	6	*341	-	-	-	-	-
2004-05	Ak Bars Kazan	Russia	53	19	23	42	72	16	-	-	-	-	-	-	-	-	-
	Khimik Mytishchi	Russia	11	8	5	13	24	5	-	-	-	-	-	-	-	-	-
2005-06	Atlanta	NHL	78	52	46	98	68	-6	*27	0	7	323	-	-	-	-	-
	Russia	Olympics	8	4	1	5	31	3	-	-	-	-	-	-	-	-	-
2006-07	Atlanta	NHL	82	42	34	76	66	-2	18	0	7	336	4	1	1	2	19
2007-08	Atlanta	NHL	79	52	35	87	52	-12	16	2	4	283	-	-	-	-	-
2008-09	Atlanta	NHL	79	43	48	91	50	-12	12	0	6	275	-	-	-	-	-
2009-10	Atlanta	NHL	49	31	27	58	45	1	10	0	3	179	-	-	-	-	-
	New Jersey	NHL	27	10	17	27	8	9	2	0	1	111	5	2	4	6	6
	Russia	Olympics	4	1	2	3	0	1	-	-	-	-	-	-	-	-	-
2010-11	New Jersey	NHL	81	31	29	60	28	-26	9	0	9	245	-	-	-	-	-
2011-12	New Jersey	NHL	77	37	46	83	33	-9	10	3	5	310	23	8	11	19	6
2012-13	SKA St. Petersburg	KHL	36	18	24	42	12	21	2	3	5	118	-	-	-	-	-
	New Jersey	NHL	37	11	20	31	18	-6	2	*4	5	123	-	-	-	-	-
2013-14	SKA St. Petersburg	KHL	45	16	24	40	38	2	4	0	2	172	10	3	2	5	31
	Russia	Olympics	5	3	0	3	2	3	-	-	-	-	-	-	-	-	-
2014-15	SKA St. Petersburg	KHL	54	25	30	55	69	4	9	0	7	232	22	8	11	19	12
2015-16	SKA St. Petersburg	KHL	50	16	33	49	24	-3	9	0	4	182	4	0	0	0	2
2016-17	SKA St. Petersburg	KHL	60	32	46	78	47	28	11	0	5	245	18	6	3	9	35
2017-18	SKA St. Petersburg	KHL	53	31	32	63	26	12	13	0	6	230	15	6	4	10	12
	OAR	Olympics	6	5	2	7	4	5	-	-	-	-	-	-	-	-	-
2018-19	Los Angeles	NHL	64	16	18	34	10	-26	4	0	1	141	-	-	-	-	-
2019-20	Los Angeles	NHL	17	3	6	9	12	-10	1	0	0	35	-	-	-	-	-
	Montreal	NHL	22	6	7	13	2	6	1	0	3	62	-	-	-	-	-
	CAPITALS	NHL	7	1	3	4	4	0	0	0	0	18	-	-	-	-	-
NHL TOTALS			926	443	433	876	544	-146	144	10	64	3,223	32	11	16	27	31
CAPITALS TOTALS			7	1	3	4	4	0	0	0	0	18	-	-	-	-	-

* League Leader

VS. THE NHL

TEAM	GP	G	A	PTS	PIM
ANA	14	4	7	11	6
ARI	15	6	2	8	10
BOS	44	23	19	42	16
BUF	43	24	15	39	35
CGY	15	10	7	17	4
CAR	61	37	37	74	45
CHI	14	9	6	15	8
COL	12	4	5	9	8
CBJ	12	3	10	13	6
DAL	16	2	7	9	4
DET	13	1	11	12	0
EDM	16	3	4	7	13
FLA	61	35	33	68	39
LA	11	6	6	12	2
MIN	13	6	3	9	4
MTL	46	13	26	39	20
NSH	15	10	6	16	8
NJ	30	16	9	25	14
NYI	50	22	23	45	24
NYR	51	23	27	50	45
OTT	43	27	18	45	22
PHI	53	27	26	53	39
PIT	49	26	28	54	43
SJ	16	5	6	11	0
STL	15	6	3	9	12
TB	61	35	30	65	26
TOR	44	19	21	40	36
VAN	13	2	2	4	16
VGK	6	3	1	4	0
WSH	57	29	30	59	37
WPG	17	7	5	12	2

2019-20

Recorded three points (1g, 2a), including his first goal as a Capital, at NYR (3/5) ... Recorded his first point as a Capital, an assist, vs. MIN (3/1) ... Made his Capitals debut, vs. WPG (2/25) ... Scored two goals, at PHI (1/16) ... Scored his first goal as a Canadian, at OTT (1/11) ... Played in his 900th career game, vs. EDM (1/9) ... Made his Canadiens debut, vs. WPG (1/6) ... Signed with Montreal Canadiens on Jan. 3 ... Recorded two points (1g, 1a), vs. NSH (10/12) ... Recorded three points (1g, 2a), at CGY (10/8).

PLAYOFF CAREER

2012: Played in 23 games for New Jersey during the playoffs ... Led New Jersey in points (19), assists (11) and tied for first in goals (8) ... Scored a goal in Game 4 of the SCF at LA (6/6) ... Recorded two points (1g, 1a) in Game 6 of the ECF vs. NYR (5/25) ... Recorded two assists in Game 5 of the ECF at NYR (5/23) ... Recorded three points (1g, 2a), including the assist on the game winning goal in overtime, in Game 3 of the ECSF vs. PHI (5/3) ... Recorded two points (1g, 1a), including an assist on the game winning goal in overtime in Game 6 of the ECQF vs. FLA (4/24) ... **2010:** Skated in all five of New Jersey's playoff games ... Led New Jersey in points (6) and tied for first on the team in goals (2) and assists (4). **2007:** Scored his first career playoff goal in Game 2 of the ECQF vs. NYR (4/14) ... Made his Stanley Cup Playoff debut with Atlanta in Game 1 of the ECQF vs. NYR (4/12).

PLAYOFFS VS. THE NHL

TEAM	GP	G	A	PTS	PIM
FLA	7	3	2	5	0
LA	6	1	0	1	0
NYR	10	3	5	8	23
PHI	9	4	9	13	8



EVGENY KUZNETSOV

BIOGRAPHICAL INFO

CENTER | HEIGHT: 6'2" | WEIGHT: 197 | SHOOTS: Left
BORN: May 19, 1992 | **BIRTHPLACE:** Chelyabinsk, Russia
DRAFTED: Capitals' first-round choice, 26th overall, in the 2010 NHL Draft

92

VS. THE NHL

TEAM	GP	G	A	PTS	PIM
ANA	13	3	6	9	6
ARI	11	4	6	10	8
BOS	19	5	13	18	10
BUF	17	3	11	14	6
CGY	12	2	8	10	10
CAR	23	5	12	17	18
CHI	10	2	4	6	2
COL	10	5	11	16	8
CBJ	25	5	15	20	14
DAL	12	4	4	8	6
DET	14	3	11	14	2
EDM	11	5	3	8	6
FLA	17	4	10	14	12
LA	14	6	7	13	10
MIN	11	3	6	9	4
MTL	17	5	10	15	12
NSH	13	3	10	13	10
NJ	26	6	12	18	8
NYI	24	5	12	17	10
NYR	23	7	13	20	12
OTT	17	6	10	16	8
PHI	23	4	11	15	8
PIT	26	4	10	14	6
SJ	13	1	6	7	6
STL	11	2	4	6	10
TB	19	3	11	14	12
TOR	18	4	11	15	6
VAN	13	7	9	16	6
VGK	5	2	6	8	2
WPG	12	2	7	9	8

REGULAR SEASON

PLAYOFFS

YEAR	TEAM	LEAGUE	GP	G	A	PTS	PIM	+/-	PP	SH	GW	S	GP	G	A	PTS	PIM
2009-10	Chelyabinsk	KHL	35	2	7	9	10	-	-	-	-	-	4	1	0	1	0
	Russia U18	WJC-18	7	5	7	12	6	-	-	-	-	-	-	-	-	-	-
	Russia U20	WJC-20	6	2	0	2	10	-	-	-	-	-	-	-	-	-	-
2010-11	Chelyabinsk	KHL	44	17	15	32	30	-	-	-	-	-	-	-	-	-	-
	Russia U20	WJC-20	7	4	7	11	4	-	-	-	-	-	-	-	-	-	-
2011-12	Chelyabinsk	KHL	49	19	22	41	30	5	-	-	-	-	12	7	2	9	10
	Russia U20	WJC-20	7	6	7	13	4	6	-	-	-	-	-	-	-	-	-
	Russia	WC	10	2	4	6	4	3	-	-	-	-	-	-	-	-	-
2012-13	Chelyabinsk	KHL	51	19	25	44	42	-1	-	-	-	-	25	5	6	11	28
	Russia	EHT	9	2	2	4	8	1	-	-	-	-	-	-	-	-	-
	Russia	WC	3	1	0	1	2	1	-	-	-	-	-	-	-	-	-
2013-14	CAPITALS	NHL	17	3	6	9	6	-2	0	1	0	22	-	-	-	-	-
	Chelyabinsk	KHL	31	8	13	21	12	-10	-	-	-	-	-	-	-	-	-
	Russia	WC	10	1	1	2	4	3	0	0	0	8	-	-	-	-	-
2014-15	CAPITALS	NHL	80	11	26	37	24	10	4	0	1	127	14	5	2	7	8
2015-16	CAPITALS	NHL	82	20	57	77	32	27	5	0	4	193	12	1	1	2	8
	Russia	WC	6	1	1	2	0	4	0	0	1	16	-	-	-	-	-
2016-17	CAPITALS	NHL	82	19	40	59	46	18	3	0	4	170	13	5	5	10	-8
	Russia	World Cup	4	2	0	2	6	0	0	0	0	5	-	-	-	-	-
2017-18	CAPITALS	NHL	79	27	56	83	48	3	7	1	8	187	24	12	20	32	16
2018-19	CAPITALS	NHL	76	21	51	72	50	7	8	0	3	193	7	1	5	6	2
	Russia	WC	10	2	4	6	6	7	-	-	-	-	-	-	-	-	-
2019-20	CAPITALS	NHL	63	19	33	52	40	-2	6	0	0	129	-	-	-	-	-
NHL / CAPITALS TOTALS			479	120	269	389	246	61	33	2	20	1,021	70	24	33	57	42

2019-20

Became the 10th player in franchise history to record five-straight 50 point seasons ... Ranked first among Capitals with at least 30 games played in assists per 60 minutes of five-on-five play (1.41) ... Ranked second in points per 60 minutes of five-on-five play (2.33) ... Passed Adam Oates (363) for the 19th-most points in franchise history ... Led the Capitals with 19 points (6g, 13a) in the month of November ... Recorded four game multi-point streak (3g, 6a, Nov. 3-11) ... Led Capitals forwards with two three-assist games (Nov. 7 at FLA; Nov. 30 at DET) ... Recorded his highest shooting percentage of his career (14.7 percent).

PLAYOFF CAREER

2019: Passed Peter Bondra for the sixth most playoff points in franchise history ... Passed Kevin Hatcher for the ninth-most assists in franchise history (33) ... Placed in the top-15 in playoff games played in franchise history (70) ... Recorded two multi-point games ... Tied for the team lead in assists (5a). **2018:** Led NHL with 32 points (12g, 20a) in 24 playoff games ... Became the fifth NHL player since 1997, and the fourth active player, to register 30 or more points in a single postseason ... One of three Russian players to lead the NHL in postseason scoring during the league's modern era (since 1943-44), the others being Sergei Fedorov (1995 Red Wings) and Evgeni Malkin (2009 and 2017 Penguins) ... Recorded seven multi-point games ... Recorded four assists in Game 4 of the SCF vs. VGK, matching a single-game Stanley Cup Final record ... Recorded an 11-game point streak (5/3-5/28, 6g, 10a), setting a franchise playoff record ... Scored the series-clinching goal in OT in Game 6 of the ECSF at PIT (5/7) ... Registered four points (1g, 3a) in Game 4 of the ECQF at CBJ (4/19). **2017:** Ranked third on the team in points with 10 (5g, 5a), setting a new career high ... Scored the game-winning goal in Game 5 of the ECSF vs. PIT (5/6) ... Scored a goal and assisted on the game-winning goal in Game 3 of the ECSF at PIT (5/1) ... Tallied two assists in Game 6 of the ECSF at PIT (5/8), marking his fourth career multi-point playoff game ... Recorded at least one point in four consecutive games (5/1-5/8), while also scoring a goal in three-consecutive postseason contests (5/1-5/6). **2016:** Scored a power-play goal in Game 3 of the ECQF at PHI (4/18) ... Earned an assist in Game 2 of the ECSF vs. PIT (4/30). **2015:** Led NHL rookies in playoff goals (5) and ranked tied for third among NHL rookies in playoff points (7) ... Made his NHL playoff debut in Game 1 of the ECQF vs. NYI (4/15) ... Scored two goals and added an assist in Game 5 of the ECQF vs. NYI (4/23), marking his first three career playoff points ... Became the second player in franchise history to record his first three playoff points in the same game, joining Sergei Gonchar (5/6/95 at PIT: 2g, 1a) ... Became the fourth rookie in franchise history to score two goals in a playoff game, joining Marcus Johansson (4/20/11 at NYR: 2g), Richard Zednik (5/28/98 at BUF: 2g, 1a) and Sergei Gonchar (5/6/95 at PIT: 2g, 1a) ... Is the third rookie in Capitals playoff history to record three points in a game, joining Zednik and Gonchar ... Scored the game-winning goal with 7:18 remaining in the third period in Game 7 of the ECQF vs. NYI (4/27) ... Became the first rookie in Capitals playoff history to score a series-clinching goal in a Game 7 and is one of six rookies in NHL history to score the game-winning goal in a Game 7 decided by a one-goal margin.

PLAYOFFS VS. THE NHL

TEAM	GP	G	A	PTS	PIM
CAR	7	1	5	6	2
CBJ	6	4	4	8	8
NYI	7	3	1	4	2
NYR	7	2	1	3	6
PHI	6	1	0	1	2
PIT	19	7	7	14	16
TB	7	4	6	10	2
TOR	6	1	2	3	2
VGK	5	1	7	8	2



DMITRY ORLOV

9

BIOGRAPHICAL INFO

DEFENSE | **HEIGHT:** 5'11" | **WEIGHT:** 208 | **SHOOTS:** Left
BORN: July 23, 1991 | **BIRTHPLACE:** Novokuznetsk, Russia
DRAFTED: Capitals' second-round choice, 55th overall, in the 2010 NHL Draft

REGULAR SEASON

PLAYOFFS

YEAR	TEAM	LEAGUE	GP	G	A	PTS	PIM	+/-	PP	SH	GW	S	GP	G	A	PTS	PIM
2007-08	Novokuznetsk	Russia	6	0	0	0	0	-	-	-	-	-	-	-	-	-	-
2008-09	Novokuznetsk	KHL	16	1	0	1	4	-	-	-	-	-	-	-	-	-	-
2009-10	Novokuznetsk	KHL	41	4	3	7	49	-	-	-	-	-	-	-	-	-	-
	Novo. Jr.	Russia-Jr.	7	7	6	13	6	-	-	-	-	-	17	9	10	19	26
	Russia	WJC	6	0	4	4	4	-	-	-	-	-	-	-	-	-	-
2010-11	Novokuznetsk	KHL	45	2	10	12	43	-	-	-	-	-	-	-	-	-	-
	Novo. Jr.	Russia-Jr.	1	0	0	0	0	-	-	-	-	-	-	-	-	-	-
	Hershey	AHL	19	2	7	9	12	1	0	0	0	24	6	0	1	1	4
	Russia	WJC	7	1	8	9	6	-	-	-	-	-	-	-	-	-	-
2011-12	CAPITALS	NHL	60	3	16	19	18	1	0	0	1	51	-	-	-	-	-
	Hershey	AHL	15	4	5	9	12	0	0	0	1	21	-	-	-	-	-
2012-13	CAPITALS	NHL	5	0	1	1	0	5	0	0	0	1	-	-	-	-	-
	Hershey	AHL	31	3	14	17	20	-2	2	0	0	52	4	1	2	3	4
2013-14	CAPITALS	NHL	54	3	8	11	19	-1	0	0	0	59	-	-	-	-	-
	Hershey	AHL	11	3	6	9	4	1	1	0	0	15	-	-	-	-	-
	Russia	WC	3	0	1	1	2	3	0	0	0	1	-	-	-	-	-
2014-15	CAPITALS	NHL	-	-	-	-	-	-	-	-	-	-	-	-	-	-	-
	Hershey	AHL	3	0	3	3	4	-3	0	0	0	6	-	-	-	-	-
2015-16	CAPITALS	NHL	82	8	21	29	26	8	0	0	3	90	11	0	1	1	2
	Russia	WC	6	0	3	3	2	3	0	0	0	7	-	-	-	-	-
2016-17	CAPITALS	NHL	82	6	27	33	51	30	1	0	0	125	13	0	3	3	2
	Russia	World Cup	4	0	0	0	4	3	0	0	0	11	-	-	-	-	-
2017-18	CAPITALS	NHL	82	10	21	31	22	10	0	0	2	125	24	2	6	8	4
2018-19	CAPITALS	NHL	82	3	26	29	33	3	1	0	0	101	7	0	4	4	4
	Russia	WC	10	2	4	6	2	8	-	-	-	-	-	-	-	-	-
2019-20	CAPITALS	NHL	69	4	23	27	36	5	1	0	2	105	-	-	-	-	-
NHL / CAPITALS TOTALS			516	37	143	180	205	61	2	0	8	657	55	2	14	16	12

VS. THE NHL

TEAM	GP	G	A	PTS	PIM
ANA	12	0	1	1	6
ARI	12	0	3	3	2
BOS	21	0	6	6	4
BUF	21	1	6	7	8
CGY	11	0	0	0	6
CAR	27	4	7	11	20
CHI	11	1	6	7	0
COL	11	1	3	4	2
CBJ	23	1	4	5	10
DAL	11	1	2	3	6
DET	15	1	2	3	6
EDM	9	2	1	3	0
FLA	21	0	7	7	8
LA	13	1	3	4	4
MIN	11	4	3	7	6
MTL	20	1	7	8	7
NSH	13	0	2	2	6
NJ	26	1	8	9	17
NYI	28	3	8	11	10
NYR	28	0	11	11	14
OTT	19	1	7	8	10
PHI	25	5	4	9	11
PIT	27	3	6	9	12
SJ	14	1	3	4	0
STL	11	1	5	6	10
TB	23	2	10	12	6
TOR	19	1	4	5	2
VAN	11	0	3	3	4
VGK	6	0	4	4	2
WPG	17	1	7	8	8

2019-20

On an active 397 consecutive games played streak - dating back to Oct. 10, 2015 - the fifth-longest active streak in the NHL ... One of five current players and two defensemen to record at least 20 assists in five straight seasons for Washington (John Carlson, Nicklas Backstrom, Evgeny Kuznetsov and T.J. Oshie) ... One of three Russian defensemen to average over 20 minutes per game over the last three seasons (Ivan Provorov: 24:42; Orlov: 22:19; Nikita Zaitsev: 21:30) ... Played in his 500th career game, vs. PIT (2/2) ... Scored his first career overtime goal, vs. TB (11/2).

PLAYOFF CAREER

2019: Ranked fourth on the Capitals with four assists ... Passed Sergei Gonchar (51) for the 10th most playoff games played in franchise history by a defenseman ... **2018:** Set career highs in playoff goals (2), assists (6) and points (8) ... Ranked third on the Capitals in TOI (24:12) ... **2017:** Set career highs in games played (13), assists (3) and points (3) during 2017 playoffs ... Registered an assist in Game 2 of the ECQF vs. TOR (4/15) ... Registered an assist in Game 4 of the ECQF at TOR (4/19) ... Assisted on game-winning goal in Game 6 of the ECSF at PIT (5/8) ... Ranked third on the team in time on ice per game (21:24). **2016:** Made his NHL playoff debut in Game 1 of the ECQF vs. PHI ... Earned his first NHL playoff point with an assist in Game 3 of the ECQF at PHI (4/18).

PLAYOFFS VS. THE NHL

TEAM	GP	G	A	PTS	PIM
CBJ	6	1	2	3	0
CAR	7	0	4	4	4
PHI	6	0	1	1	2
PIT	18	0	4	4	2
TB	7	1	1	2	0
TOR	6	0	2	2	2
VGK	5	0	0	0	2



T.J. OSHIE

77

BIOGRAPHICAL INFO

RIGHT WING | HEIGHT: 6'0" | WEIGHT: 195 | SHOOTS: Right
BORN: December 23, 1986 | **BIRTHPLACE:** Everett, Washington
ACQUIRED: : From St. Louis in exchange for Troy Brouwer, Pheonix Copley and a third-round pick in the 2016 NHL Draft, July 2, 2015

REGULAR SEASON

PLAYOFFS

YEAR	TEAM	LEAGUE	GP	G	A	PTS	PIM	+/-	PP	SH	GW	S	GP	G	A	PTS	PIM
2004-05	Sioux Falls	USHL	11	3	2	5	6	-2	0	0	1	-	-	-	-	-	-
2005-06	North Dakota	NCAA	44	24	21	45	33	-	11	0	9	-	-	-	-	-	-
	United States	WJC	7	1	0	1	10	-	-	-	-	-	-	-	-	-	-
2006-07	North Dakota	NCAA	43	17	35	52	30	-	6	2	2	-	-	-	-	-	-
2007-08	North Dakota	NCAA	42	18	27	45	57	-	-	-	-	-	-	-	-	-	-
2008-09	St. Louis	NHL	57	14	25	39	30	16	6	1	1	101	4	0	0	0	2
	United States	WC	9	1	2	3	2	-	-	-	-	-	-	-	-	-	-
2009-10	St. Louis	NHL	76	18	30	48	36	-1	1	1	3	158	-	-	-	-	-
	United States	WC	6	4	2	6	2	-	-	-	-	-	-	-	-	-	-
2010-11	St. Louis	NHL	49	12	22	34	15	10	3	1	3	103	-	-	-	-	-
2011-12	St. Louis	NHL	80	19	35	54	50	15	3	1	3	188	9	0	3	3	6
2012-13	St. Louis	NHL	30	7	13	20	15	-5	2	1	1	65	6	2	0	2	2
	United States	WC	4	1	0	1	2	-	-	-	-	-	-	-	-	-	-
2013-14	St. Louis	NHL	79	21	39	60	42	19	5	2	5	152	5	2	0	2	2
	United States	Olympics	6	1	3	4	4	0	0	0	1	7	-	-	-	-	-
2014-15	St. Louis	NHL	72	19	36	55	51	17	3	0	4	162	6	1	1	2	0
2015-16	CAPITALS	NHL	80	26	25	51	34	16	11	0	5	185	12	6	4	10	11
2016-17	CAPITALS	NHL	68	33	23	56	36	28	7	1	4	143	13	4	8	12	4
	United States	World Cup	3	1	0	1	0	-2	0	0	0	4	-	-	-	-	-
2017-18	CAPITALS	NHL	74	18	29	47	31	2	9	0	3	127	24	8	13	21	31
2018-19	CAPITALS	NHL	69	25	29	54	36	5	6	1	4	143	4	1	1	2	4
2019-20	CAPITALS	NHL	69	26	23	49	26	4	10	0	4	133	-	-	-	-	-
NHL TOTALS			803	238	329	567	402	126	66	9	40	1,660	83	24	30	54	62
CAPITALS TOTALS			360	128	129	257	163	55	43	2	20	731	53	19	26	45	50

2019-20

Named to All-Star Game for the first time in his career ... Played in all 69 games ... Played his 800th career game, vs. PHI (3/4) ... Recorded 26 goals, the second consecutive season he reached the 25 goal mark and tied for the second-most goals in a single season in his career ... Recorded 10 power play goals, his most since 2015-16 ... Ranked first on the Capitals in shooting percentage (19.6 percent) and fifth in the NHL among players with at least 50 shots.

PLAYOFF CAREER

2019: Passed Mike Gartner (43) for the 13th-most playoff points in franchise history. **2018:** Set career highs in playoff goals (8), assists (13) and points (21) ... Ranked fourth on the team in points during playoffs ... Recorded six multi-point games ... Tied for the team lead in power play goals (6) during playoffs. **2017:** Ranked second on team in points with 12 (4g, 8a) ... Ranked first in time on ice per game among Capitals forwards ... Ranked first on team in assists (8), setting a new playoff career high ... Scored two goals, including the game-winning goal, in Game 4 of the ECQF at TOR (4/19), his third career multi-goal playoff game ... Tallied two assists in Game 3 of the ECQF at TOR (4/17) ... Tied for second on the team in power-play points (4). **2016:** Recorded 10 points (6g, 4a) in 12 games during the postseason after registering nine points (5g, 4a) in his previous 30 playoff games ... Led the team in goals (6) and game-winning goals (2) during the postseason and ranked tied for third in power-play goals (2), fourth in points (10), fifth in power-play points (4) and tied for fifth in assists (4) ... Made his Capitals playoff debut in Game 1 of the ECQF vs. PHI (4/14) ... Earned his first Capitals playoff point with an assist in Game 2 of the ECQF vs. PHI (4/16) ... Earned two assists in Game 3 of the ECQF at PHI (4/18) ... Scored a goal in Game 4 of the ECQF at PHI (4/20) ... Earned a point in three straight games (4/16-4/20: 1g, 3a) ... Earned his first career playoff hat trick and scored the game-winning goal in overtime in Game 1 of the ECSF vs. PIT (4/28) ... Became the first player to record a postseason hat trick that included an overtime goal since Patrick Kane vs. LA on June 8, 2013 ... Is the third player in franchise postseason history to record a hat trick and score an overtime goal in the same game, joining Dino Ciccarelli on April 5, 1990 at New Jersey and Nicklas Backstrom on April 17, 2010 against Montreal ... His goal in overtime marked his first career playoff game-winning goal and overtime goal ... The game also marked his second career multi-goal playoff game (May 6, 2013 at LA: 2g) ... Earned two points (1g, 1a), including the game-winning goal, in Game 5 of the ECSF vs. PIT (5/7) ... Scored a power-play goal in Game 6 of the ECSF at PIT (5/10). **2015:** Earned two points (1g, 1a) in six playoff games. **2014:** Ranked second on the club with two goals in five playoff games. **2013:** Posted a postseason career high with two goals in Game Four on May 6 at Los Angeles ... Tied for the club lead with two goals in six appearances. **2012:** Recorded three points (3a) in nine games including his first career playoff points on Apr. 14 vs. San Jose. **2009:** Made his postseason debut on April 15 at Vancouver.

VS. THE NHL

TEAM	GP	G	A	PTS	PIM
ANA	25	9	8	17	20
ARI	28	7	12	19	22
BOS	22	7	5	12	16
BUF	18	3	8	11	10
CGY	33	6	14	20	16
CAR	27	7	8	15	16
CHI	40	8	24	32	14
COL	31	9	19	28	23
CBJ	45	11	15	26	20
DAL	32	12	14	26	20
DET	37	10	10	20	20
EDM	31	7	18	25	12
FLA	21	2	4	6	10
LA	30	9	8	17	18
MIN	30	11	12	23	14
MTL	20	5	8	13	4
NSH	39	16	10	26	16
NJ	20	4	4	8	6
NYI	26	12	15	27	0
NYR	25	5	8	13	13
OTT	21	9	7	15	8
PHI	28	8	7	15	21
PIT	29	14	15	29	24
SJ	30	11	10	21	19
STL	6	1	5	6	0
TB	23	16	17	33	8
TOR	20	5	16	21	6
VAN	31	9	15	24	4
VGK	5	3	1	4	2
WSH	7	2	5	7	4
WPG	23	1	6	7	16

PLAYOFFS VS. THE NHL

TEAM	GP	G	A	PTS	PIM
CBJ	6	3	1	4	4
CAR	4	1	1	2	4
CHI	5	2	0	2	2
LA	10	2	3	5	8
MIN	6	1	1	2	0
PHI	6	1	3	4	9
PIT	19	8	7	15	15
SJ	5	0	3	3	0
TB	7	2	5	7	2
TOR	6	3	4	7	2
VAN	4	0	0	0	2
VGK	5	1	5	6	14



ALEX OVECHKIN

8

BIOGRAPHICAL INFO

LEFT WING | HEIGHT: 6'3" | WEIGHT: 236 | SHOOTS: Right
BORN: September 17, 1985 | **BIRTHPLACE:** Moscow, Russia
DRAFTED: Capitals' first-round choice, first overall, in the 2004 NHL Draft

REGULAR SEASON

PLAYOFFS

YEAR	TEAM	LEAGUE	GP	G	A	PTS	PIM	+/-	PP	SH	GW	S	GP	G	A	PTS	PIM
2005-06	CAPITALS	NHL	81	52	54	106	52	2	21	3	5	*425	-	-	-	-	-
	Russia	Olympics	8	5	0	5	8	-	-	-	-	-	-	-	-	-	-
	Russia	WC	7	6	3	9	6	-	-	-	-	-	-	-	-	-	-
2006-07	CAPITALS	NHL	82	46	46	92	52	-19	16	0	8	*392	-	-	-	-	-
	Russia	WC	8	1	2	3	29	-	-	-	-	-	-	-	-	-	-
2007-08	CAPITALS	NHL	82	*65	47	*112	40	28	22	0	11	*446	7	4	5	9	0
	Russia	WC	9	6	6	12	8	-	-	-	-	-	-	-	-	-	-
2008-09	CAPITALS	NHL	79	*56	54	110	72	8	19	1	10	*528	14	11	10	21	8
2009-10	CAPITALS	NHL	72	50	59	109	89	45	13	0	7	*368	7	5	5	10	0
	Russia	Olympics	4	2	2	4	2	-	-	-	-	-	-	-	-	-	-
	Russia	WC	9	5	1	6	4	-	-	-	-	-	-	-	-	-	-
2010-11	CAPITALS	NHL	79	32	53	85	41	24	7	0	*11	*367	9	5	5	10	10
	Russia	WC	5	0	0	0	4	-	-	-	-	-	-	-	-	-	-
2011-12	CAPITALS	NHL	78	38	27	65	26	-8	13	0	3	303	14	5	4	9	8
	Russia	WC	3	2	2	4	2	-	-	-	-	-	-	-	-	-	-
2012-13	CAPITALS	NHL	48	*32	24	56	36	2	*16	0	4	*220	7	1	1	2	4
	Russia	WC	1	1	1	2	0	-2	0	0	0	8	-	-	-	-	-
2013-14	CAPITALS	NHL	78	*51	28	79	48	-35	*24	0	10	*386	-	-	-	-	-
	Russia	Olympics	5	1	1	2	0	2	0	0	0	24	-	-	-	-	-
	Russia	WC	9	4	7	11	8	6	2	0	1	52	-	-	-	-	-
2014-15	CAPITALS	NHL	81	*53	28	81	58	10	*25	0	*11	*395	14	5	4	9	6
	Russia	WC	2	1	1	2	0	1	0	0	0	6	-	-	-	-	-
2015-16	CAPITALS	NHL	79	*50	21	71	53	21	*19	0	8	*398	12	5	7	12	2
	Russia	WC	6	1	1	2	2	3	0	0	0	23	-	-	-	-	-
2016-17	CAPITALS	NHL	82	33	36	69	50	6	*17	0	7	313	13	5	3	8	8
	Russia	World Cup	4	1	2	3	6	1	-	-	-	-	-	-	-	-	-
2017-18	CAPITALS	NHL	82	*49	38	87	32	3	17	0	7	355	24	15	12	27	8
2018-19	CAPITALS	NHL	81	*51	38	89	40	7	18	0	5	338	7	4	5	9	19
	Russia	WC	10	2	1	3	2	6	0	0	0	-	-	-	-	-	-
2019-20	CAPITALS	NHL	68	48*	19	67	30	-12	13	0	3	311	-	-	-	-	-
NHL / CAPITALS TOTALS			1,152	706	572	1,278	719	82	260	4	110	5,545	128	65	61	126	73

* League Leader

VS. THE NHL

TEAM	GP	G	A	PTS	PIM
ANA	20	12	14	26	14
ARI	20	8	11	19	16
BOS	51	25	25	50	37
BUF	50	33	18	51	69
CGY	19	11	14	25	4
CAR	81	43	52	95	53
CHI	19	10	9	19	39
COL	20	8	8	16	10
CBJ	37	18	10	28	24
DAL	20	10	6	16	10
DET	27	19	12	31	8
EDM	19	13	10	23	6
FLA	65	39	43	82	20
LA	21	11	10	21	6
MIN	17	17	12	29	4
MTL	50	33	22	55	38
NSH	21	13	6	19	18
NJ	57	30	34	64	18
NYI	58	39	19	58	42
NYR	59	35	20	55	39
OTT	48	31	20	51	38
PHI	57	34	25	59	24
PIT	59	35	24	59	42
SJ	22	12	8	20	10
STL	20	18	13	31	6
TB	72	48	43	91	40
TOR	50	41	32	73	34
VAN	20	9	8	17	12
VGK	6	3	0	3	2
WPG	67	48	44	92	36

PLAYOFFS VS. THE NHL

TEAM	GP	G	A	PTS	PIM
BOS	7	2	3	5	4
CAR	7	4	5	9	19
CBJ	6	5	3	8	0
MTL	7	5	5	10	0
NYI	7	2	3	5	4
NYR	33	13	10	23	18
PHI	13	7	7	14	0
PIT	26	15	18	33	20
TB	11	6	5	11	4
TOR	6	3	0	3	2
VGK	5	3	2	5	2

2019-20

Won NHL-record ninth career Maurice "Rocket" Richard Trophy as NHL's top goal scorer ... Recorded 11th career 40-goal season, one shy of Wayne Gretzky for the NHL record ... Selected to 11th All-Star Game ... Passed Al MacInnis (1,274) for 32nd on NHL's all-time points list, at NYR (3/5) ... Became eighth player in NHL history to score 700 goals, at NJD (2/22) ... Recorded first career natural hat trick, the 27th of his career, passing Maurice Richard for the eighth most in NHL history, vs. LA (2/4) ... Passed Mark Messier (694) for the eighth most goals in NHL history, at OTT (1/31) ... Passed Steve Yzerman (692) for the ninth most goals in NHL history, vs. NSH (1/29) ... Passed Mario Lemieux (690) for the 10th most goals in NHL history, at NYI (1/18) ... Recorded 26th career hat trick, passing Cy Denney for the ninth most in NHL history, at NYI (1/18) ... Recorded 25th career hat trick, tying Cy Denney for the ninth most in NHL history ... Passed Teemu Selanne (684) for the 11th most goals in NHL history, vs. CAR (1/13) ... Passed Teemu Selanne (255) for third most power play goals in NHL history, at CAR (12/28) ... Recorded 24th career hat trick, passing Jari Kurri for the 10th most in NHL history and recorded a four point game (3g, 1a), at DET (11/30) ... Played in 1,100th career game, vs. CGY (11/4) ... Passed Luc Robitaille (668) for the 12th most goals in NHL history and recorded a four point game (2g, 2a), at TOR (10/29) ... Passed Luc Robitaille (247) for the fourth most power play goals in NHL history, at NSH (10/10).

ALEX OVECHKIN

8



PLAYOFF CAREER

Career: Ranks first in franchise playoff history in points (126), goals (65), shots (568), power-play goals (24), game-winning goals (9), games played (128) and second in assists (61) ... Ranks first among active NHL players (min. 100 games played) in career playoff goals per game (0.51) and third in playoff points per game (0.98) ... Passed Peter Bondra (30) for first place in all-time playoff goal scoring in Capitals history with a goal in Game 1 of the 2013 ECQF vs. NYR ... Became the first NHL player to score at least 30 goals in his first 50 Stanley Cup playoff games since Joe Sakic reached the 50-game mark with 33 goals in May 1997. **2019:** Led the Capitals with nine points (4g, 5a) ... Recorded three-point game in Game 5 (1g, 2a) ... Scored game-winning goal in Game 1 vs. CAR ... **2018:** Became first Russian captain in NHL history to win the Stanley Cup ... Set single playoff record for goals (15) ... Recorded two game-winning goals ... Scored in Stanley Cup-clinching game ... Became first player in franchise history to win the Conn Smythe Trophy ... **2017:** Recorded eight points in 13 postseason games ... Ranked tied for second on the team in goals (5) ... Led team in shots (49) ... Ranked tied for first on the team in power-play goals (2) and tie for second in power-play points (4) ... Scored a goal in three consecutive games in ECQF vs. TOR (4/15-4/19) ... Registered two assists in Game 2 of the ECSF vs. PIT (4/29), marking his 23rd career multi-point playoff game ... Recorded his 43rd career postseason assist in Game 2 of the ECSF vs. PIT (4/28), passing Calle Johansson (42) for fourth on the franchise postseason assist list ... Scored a goal in game 5 of the ECSF vs. PIT (5/6), his franchise-leading 46th career playoff goal ... Played in his 96th career postseason game in Game 6 of the ECSF at PIT (5/8), passing Calle Johansson (95) for third place on franchise postseason games played list. **2016:** Led the team in shots (62) and hits (59), ranked tied for first in points (12) and plus/minus (+3), second in power-play goals (3) and tied for second in assists (7) and goals (5) during the postseason ... Earned three points (2g, 1a) in Game 3 of the ECQF vs. PHI (4/18), passing Dale Hunter (72) for first place on the Capitals franchise playoff points list ... The game marked his franchise-leading sixth three-point playoff game and fifth multi-goal game ... Scored his sixth career playoff game-winning goal in Game 3 against the Flyers, tying Jason Chimera and Peter Bondra for the most game-winning goals in franchise postseason history ... Earned two points (1g, 1a) in Game 3 of the ECSF at PIT (5/2) ... Tallied two points (1g, 1a) in Game 5 vs. PIT, including his 13th career postseason power-play goal, tying Peter Bondra (13) for first place in franchise playoff history ... Earned two points (2a) in Game 6 at PIT (5/10), marking his franchise-leading 22nd career multi-point playoff game and his sixth career multi-assist game. **2015:** Scored a goal in Game 2 of the ECQF vs. NYI (4/17) ... Earned two points (1g, 1a) in Game 4 at NYI (4/21) ... Earned two points (1g, 1a) in Game 1 of the ECSF at NYR (4/30), marking his 18th career multi-point performance in the playoffs ... Scored a goal in Game 2 at NYR (5/2), extending his point streak to four games (4/25-5/2: 2g, 3a) ... Scored a goal in Game 7 at NYR (5/13). **2013:** Led the team in shots (30) and hits (34) and all forwards in ice time per game (20:44) during the postseason. **2012:** Led the Capitals in goals, shots and points during the 2012 postseason and was T-3rd in assists ... Tallied a goal and an assist in Game 3 of the ECQF vs. BOS ... Scored GWG in Game 2 of the ECSF at NYR. **2011:** Led the team in goals (5) and points (10) in the 2011 playoffs and was T-2nd in assists (5) ... Now ranks 7th all-time in Capitals postseason points (50) and T-2nd (Dale Hunter) in goals (25). **2010:** Led the team in scoring (10 points) and was tied for the lead in goals (five) in 7 2010 playoff games ... Finished T-4th in the league in each category through the 1st round ... Had a playoff-career-high 4 points (1g-3a) and was +3 in Game 2 vs. MTL (4/17) ... Scored goals in 4-straight games from 4/17—4/23 (5g) ... Had 3 points (2g-1a) in Game 4 at MTL (4/21) ... Had an assist, 10 shots on goal, 6 hits and a goal waved off in Game 7 vs. MTL (4/28). **2009:** Through 2 rounds of the 2009 playoffs, led the NHL in points (tied), shots (90) and plus/minus (+10) ... Ranked 2nd in goals through 2 rounds and finished the playoffs T-4th in goals ... Had 6 points (3g-3a) in 5 games when the Caps faced elimination ... Had 13 shots and 2 assists in Game 1 of the ECQF vs. NYR (4/15) ... Recorded his 1st career playoff hat trick in Game 2 of the ECSF vs. PIT (3g, 5/4), the 1st playoff hat trick for a Cap in 85 games, since 4/26/93 (Al Iafrate) ... Had back-to-back 3-point games vs. PIT in Games 5 (2g-1a, 5/9) and 6 (3a, 5/11). **2008:** Led the team with 9 points and shared the team lead with 4 goals in the 2008 playoffs ... Scored 2 GWGs, tied for the club record in a playoff series ... Finished T-2nd in the NHL in 1st-round scoring ... Made his playoff debut and had 2 points (1g-1a), including the GWG, in Game 1 of the ECQF vs. PHI (4/11) ... Had 3 goals and 4 points in Games 6 and 7 combined, with 9 shots on goal in each game.

ALEX OVECHKIN

8

RANKINGS AMONG ACTIVE PLAYERS

MOST PLAYOFF GOALS PER GAME

PLAYER	GP	G	G/GP
Alex Ovechkin	128	65	0.51
Logan Couture	116	48	0.41
Sidney Crosby	164	66	0.40
Patrick Kane	127	50	0.39
Evgeni Malkin	162	63	0.39
Patrick Marleau	191	72	0.38
Joe Pavelski	134	48	0.36
Jeff Carter	120	39	0.33

*Minimum 100 games played

MOST PLAYOFF PPG

PLAYER	GP	PPG
Evgeni Malkin	162	27
Alex Ovechkin	128	24
Patrick Marleau	191	24
Joe Pavelski	134	22
Sidney Crosby	164	19
Jonathan Toews	128	17
Logan Couture	116	16
Jeff Carter	120	16
Ryan Getzlaf	125	15

HIGHEST PLAYOFF POINTS PER GAME

PLAYER	TEAM	GP	G	A	P	P/GP
Sidney Crosby	PIT	164	66	120	186	1.13
Evgeni Malkin	PIT	162	63	105	168	1.04
Alex Ovechkin	WSH	128	65	61	126	0.98
Patrick Kane	CHI	127	50	73	123	0.97
Ryan Getzlaf	ANA	125	37	83	120	0.96
Logan Couture	SJ	116	48	53	101	0.87
Nicklas Backstrom	WSH	123	36	70	106	0.86
Jonathan Toews	CHI	128	40	70	110	0.86
David Krejci	BOS	132	36	67	103	0.78
Brad Marchand	BOS	108	30	53	83	0.77

*Minimum 100 games played



RICHARD PANIK

BIOGRAPHICAL INFO

RIGHT WING | HEIGHT: 6'2" | WEIGHT: 202 | SHOOTS: Left

BORN: February 7, 1991 | BIRTHPLACE: Martin, Slovakia

ACQUIRED: Signed as a free agent, July 1, 2019

14

VS. THE NHL

TEAM	GP	G	A	PTS	PIM
ANA	17	1	3	4	15
ARI	12	3	3	6	12
BOS	16	1	1	2	0
BUF	16	1	3	4	6
CGY	14	3	1	4	4
CAR	19	3	2	5	2
CHI	8	1	1	2	0
COL	15	5	3	8	10
CBJ	14	2	4	6	10
DAL	20	1	1	2	8
DET	15	2	4	6	11
EDM	16	4	4	8	4
FLA	16	4	3	7	33
LA	17	0	0	0	2
MIN	19	5	4	9	14
MTL	17	2	4	6	4
NSH	21	7	7	14	8
NJ	15	1	3	4	12
NYI	15	3	3	6	2
NYR	15	1	5	6	4
OTT	16	4	4	8	18
PHI	16	2	1	3	22
PIT	15	4	7	11	8
SJ	16	2	4	6	6
STL	17	5	5	10	10
TB	12	4	4	8	6
TOR	10	2	1	3	2
VAN	13	5	6	11	6
VGK	8	3	2	5	4
WSH	13	3	3	6	5
WPG	16	0	1	1	8

REGULAR SEASON

PLAYOFFS

YEAR	TEAM	LEAGUE	GP	G	A	PTS	PIM	+/-	PP	SH	GW	S	GP	G	A	PTS	PIM
2009-10	Windsor	OHL	33	9	9	18	19	15	-	-	-	-	-	-	-	-	-
	Belleville	OHL	27	12	11	23	36	-12	-	-	-	-	-	-	-	-	-
	Norfolk	AHL	5	0	1	1	0	-1	0	0	0	2	-	-	-	-	-
	Slovakia	WJC	6	6	2	8	2	0	-	-	-	-	-	-	-	-	-
	Slovakia	WC	6	0	2	2	6	3	-	-	-	-	-	-	-	-	-
2010-11	Belleville	OHL	27	14	17	31	33	0	-	-	-	-	-	-	-	-	-
	Guelph	OHL	27	13	12	25	42	-6	-	-	-	-	6	1	2	3	10
	Slovakia	WJC	6	7	2	9	12	1	-	-	-	-	-	-	-	-	-
2011-12	Norfolk	AHL	64	19	22	41	62	13	7	0	1	108	18	5	1	6	23
2012-13	Tampa Bay	NHL	25	5	4	9	4	-2	1	0	1	34	-	-	-	-	-
	Syracuse	AHL	51	22	19	41	81	17	7	1	6	110	16	9	5	14	59
2013-14	Tampa Bay	NHL	50	3	10	13	21	-9	0	0	0	56	2	0	0	0	4
	Syracuse	AHL	13	3	8	11	8	1	2	0	1	24	-	-	-	-	-
	Slovakia	Olympics	4	0	0	0	0	-2	-	-	-	-	-	-	-	-	-
	Slovakia	WC	7	0	0	0	2	-5	-	-	-	-	-	-	-	-	-
2014-15	Toronto	NHL	76	11	6	17	49	-8	2	0	1	87	-	-	-	-	-
	Slovakia	WC	7	0	2	2	2	-2	-	-	-	-	-	-	-	-	-
2015-16	Chicago	NHL	30	6	2	8	6	4	0	0	1	39	6	0	3	3	6
	Toronto	AHL	33	9	16	25	34	5	0	0	2	66	-	-	-	-	-
2016-17	Chicago	NHL	82	22	22	44	58	14	4	0	5	155	4	0	1	1	2
2017-18	Chicago	NHL	37	6	10	16	26	3	3	0	0	70	-	-	-	-	-
	Arizona	NHL	35	8	11	19	12	4	1	0	0	66	-	-	-	-	-
2018-19	Arizona	NHL	75	14	19	33	44	-3	0	1	2	140	-	-	-	-	-
	Slovakia	WC	7	1	6	7	2	3	-	-	-	-	-	-	-	-	-
2019-20	CAPITALS	NHL	59	9	13	22	36	16	0	0	1	67	-	-	-	-	-
NHL TOTALS			469	84	97	181	256	19	11	1	11	714	12	0	4	4	12
CAPITALS TOTALS			59	9	13	22	36	16	0	0	1	67	-	-	-	-	-

2019-20

Ranked fourth on the Capitals in points per 60 minutes of play at five-on-five (2.15) ... Ranked second on Washington with a 54.9 shot attempt percentage at five-on-five (611 shot attempts for, 501 shot attempts against) ... Ranked first on the team and seventh in the NHL in points per 60 minutes of play at five-on-five from Dec. 14 to March 12 (3.18) ... Scored the game-winning goal, at PIT (3/7) ... Recorded two assists, vs. NYR (3/5) ... Recorded his fifth career multi-goal game, vs. NSH (1/29).

PLAYOFFS VS. THE NHL

TEAM	GP	G	A	PTS	PIM
MTL	2	0	0	0	4
NSH	4	0	1	1	2
STL	6	0	3	3	6

PLAYOFF CAREER

2017: Tied for third on Chicago with one assist. **2016:** Ranked fourth on Chicago with three assists ... Recorded a point in three-straight games (3a) in the First Round against STL ... Recorded first career playoff point, an assist, in Game 5 of the Western Conference First Round vs. STL as a member of CHI. **2014:** Made NHL playoff debut in Game 1 of the Eastern Conference First Round vs. MTL as a member of the Tampa Bay Lightning. **2013:** Skated in 16 game with Syracuse during the Calder Cup Playoffs ... Ranked second on Syracuse with nine goals ... Ranked fourth on Syracuse with 14 points. **2012:** Won Calder Cup with Norfolk, appearing in all 18 contests ... Ranked tied for fourth on Norfolk with five goals.



ILYA SAMSONOV

30

BIOGRAPHICAL INFO

GOALTENDER | HEIGHT: 6'3" | WEIGHT: 208 | CATCHES: Left
BORN: February 22, 1997 | **BIRTHPLACE:** Magnitogorsk, Russia
DRAFTED: Capitals' first-round choice, 22nd overall, in the 2015 NHL Draft

VS. THE NHL

TEAM	GP	MIN	SO	W	L	OT	GAA	SV%
ARI	1	64	0	0	0	1	2.81	.914
BOS	1	38	0	0	0	0	1.59	.750
CGY	1	60	0	1	0	0	2.01	.926
CAR	2	119	1	2	0	0	1.51	.953
COL	1	49	0	0	1	0	2.46	.905
CBJ	1	63	0	1	0	0	0.95	.964
DAL	1	60	0	1	0	0	1.00	.960
DET	1	59	0	1	0	0	2.02	.926
LA	1	60	0	1	0	0	1.00	.957
MTL	1	59	0	0	1	0	4.07	.897
NJ	3	177	0	2	1	0	2.71	.911
NYI	3	110	0	2	1	0	3.26	.887
NYR	1	59	0	0	0	1	6.12	.846
OTT	2	120	0	2	0	0	2.01	.927
PHI	1	12	0	0	0	0	0.00	1.00
PIT	1	58	0	0	1	0	4.11	.879
TB	1	60	0	1	0	0	2.00	.929
TOR	1	60	0	1	0	0	3.00	.906
VAN	1	65	0	1	0	0	4.63	.853
WPG	1	59	0	0	1	0	2.03	.935

REGULAR SEASON

PLAYOFFS

YEAR	TEAM	LEAGUE	GP	W	L	OT	MIN	GA	SO	GAA	SA	SV%	GP	W	L	GAA	SV%
2014-15	Magnitogorsk	Russia-Jr.	18	11	4	1	1,039	-	2	2.66	-	.918	-	-	-	-	-
	Magnitogorsk	KHL	1	0	0	0	22	1	0	5.50	4	.500	-	-	-	-	-
2015-16	Magnitogorsk	KHL	19	6	4	3	853	29	2	2.04	386	.925	6	2	2	2.63	2.29
	Russia U20	WJC-20	2	-	-	-	-	-	-	1.00	-	.956	-	-	-	-	-
2016-17	Magnitogorsk	KHL	27	15	3	5	1,128	40	2	2.13	589	.936	3	1	0	.93	1.28
	Russia U20	WJC-20	6	-	-	-	-	-	-	2.11	-	.926	-	-	-	-	-
2017-18	Magnitogorsk	KHL	26	12	9	1	1,325	51	3	2.31	690	.926	5	1	2	2.34	2.30
2018-19	Hershey	AHL	37	20	14	2	2,202	99	3	2.70	967	.898	5	2	3	2.99	.897
2019-20	CAPITALS	NHL	26	16	6	2	1,412	60	1	2.55	689	.913	-	-	-	-	-
NHL/CAPITALS TOTALS			26	16	6	2	1,412	60	1	2.55	689	.913	-	-	-	-	-

2019-20

Ranked second among NHL rookie goaltenders in wins (16) ... Became the first goaltender in franchise history to record 10 wins within his first 12 starts (10-2-1) ... Became second goaltender in NHL history to win first career 10 decisions on the road (Brent Johnson) ... Tied for the second-longest win streak by a rookie goaltender in NHL history, recording an 11-0-0 record from 11/30 through 1/31 ... Earned first career shutout, recording 23 saves, vs. CAR (1/13) ... Made NHL debut and earned first career win, at NYI (10/4).

PLAYOFF CAREER

2019: Earned first career AHL playoff win, stopping 26 of 27 shots, 4/23 vs. Bridgeport ... Made AHL playoff debut, 4/19 at Bridgeport, stopping 49 of 52 shots. **2018:** Recorded a 2.30 goals against average and a .913 save percentage in five KHL playoff games with Metallurg Magnitogorsk.



JONAS SIEGENTHALER

34

BIOGRAPHICAL INFO

DEFENSE | **HEIGHT:** 6'3" | **WEIGHT:** 210 | **SHOOTS:** Left
BORN: May 6, 1997 | **BIRTHPLACE:** Zurich, Switzerland
DRAFTED: Capitals' second-round choice, 57th overall, in the 2015 NHL Draft

REGULAR SEASON

PLAYOFFS

YEAR	TEAM	LEAGUE	GP	G	A	PTS	PIM	+/-	PP	SH	GW	S	GP	G	A	PTS	PIM
2013-14	Zurich	Swiss	6	0	0	0	2	-	-	-	-	-	-	-	-	-	-
	GCK Zurich	Swiss-2	40	2	6	8	24	-	-	-	-	-	-	-	-	-	-
2014-15	Zurich	Swiss	41	0	3	3	39	4	-	-	-	-	18	0	2	2	4
	GCK Zurich	Swiss-2	10	1	7	8	10	-	-	-	-	-	-	-	-	-	-
	Switzerland	WJC	6	0	1	1	8	-	-	-	-	-	-	-	-	-	-
2015-16	Hershey	AHL	6	0	1	1	8	-4	0	0	0	4	-	-	-	-	-
	Zurich	Swiss	40	3	5	8	28	16	-	-	-	-	4	0	0	0	2
	Switzerland	WJC	6	0	1	1	6	-4	-	-	-	-	-	-	-	-	-
2016-17	ZSC	NLA	28	1	6	7	16	1	-	-	-	-	6	0	0	0	8
	Hershey	AHL	7	0	0	0	2	2	0	0	0	10	5	0	0	0	2
	Switzerland U20	WJC-20	5	1	5	6	2	-1	-	-	-	-	-	-	-	-	-
2017-18	Hershey	AHL	75	6	6	12	61	-20	0	1	0	85	-	-	-	-	-
2018-19	CAPITALS	NHL	26	0	4	4	10	6	0	0	0	12	4	0	0	0	2
2019-20	CAPITALS	NHL	64	2	7	9	43	11	0	0	1	49	-	-	-	-	-
NHL / CAPITALS TOTALS			90	2	11	13	53	17	0	0	1	61	4	0	0	0	2

VS. THE NHL

TEAM	GP	G	A	PTS	PIM
ANA	2	0	0	0	2
ARI	3	0	0	0	0
BOS	5	0	2	2	2
BUF	4	0	0	0	2
CGY	3	0	0	0	2
CAR	6	0	1	1	6
CHI	1	0	0	0	0
COL	2	0	0	0	2
CBJ	6	0	0	0	9
DAL	3	0	1	1	4
DET	2	0	0	0	2
EDM	1	0	1	1	0
FLA	2	0	2	2	0
LA	1	0	0	0	0
MIN	1	0	0	0	0
MTL	2	0	0	0	0
NSH	4	0	0	0	0
NJ	4	1	0	1	2
NYI	6	0	0	0	0
NYR	4	0	0	0	2
OTT	4	0	3	3	2
PHI	5	0	0	0	2
PIT	3	0	0	0	6
SJ	3	0	0	0	0
STL	1	0	0	0	2
TB	3	0	1	1	2
TOR	3	0	0	0	2
VAN	3	0	0	0	2
VGK	2	1	0	1	0
WPG	1	0	0	0	0

2019-20


Set career highs in games played (64), points (9), goals (2) and assists (7) ... Led Capitals in penalty kill minutes per game (3:11) ... Ranked second on the Capitals in blocked shots (105) ... Scored his first career goal and game-winning goal, vs. VGK (11/9) ... Recorded first multi-point game (2a), vs. FLA (11/27).

PLAYOFFS VS. THE NHL

TEAM	GP	G	A	PTS	PIM
CAR	4	0	0	0	2

PLAYOFF CAREER

2019: Made NHL playoff debut in Game 4 of the Eastern Conference First Round vs. CAR, 4/18. **2017:** Made AHL playoff debut with Hershey, appearing in five games.



JAKUB VRANA

13

BIOGRAPHICAL INFO

LEFT WING | HEIGHT: 6'0" | WEIGHT: 195 | SHOOT: Left
BORN: February 28, 1996 | **BIRTHPLACE:** Prague, Czech Republic
DRAFTED: Capitals' first-round choice, 13th overall, in the 2014 NHL Draft

REGULAR SEASON

PLAYOFFS

YEAR	TEAM	LEAGUE	GP	G	A	PTS	PIM	+/-	PP	SH	GW	S	GP	G	A	PTS	PIM
2011-12	Czech Republic	WJC-18	6	4	4	8	4	1	0	0	2	17	-	-	-	-	-
2012-13	Linköping	SHL	5	0	0	0	0	-2	-	-	-	-	-	-	-	-	-
	Czech Republic	WJC	6	0	1	1	2	+1	0	0	0	8	-	-	-	-	-
	Czech Republic	WJC-18	5	2	0	2	2	-4	0	0	0	21	-	-	-	-	-
2013-14	Linköping	SHL	24	2	1	3	2	-3	-	-	-	-	12	1	1	2	4
	Czech Republic	WJC	5	1	1	2	2	-1	1	0	0	7	-	-	-	-	-
	Czech Republic	WJC-18	7	8	2	10	4	3	1	0	2	30	-	-	-	-	-
2014-15	Linköping	SHL	44	12	12	24	12	3	-	-	-	-	11	4	1	5	2
	Hershey	AHL	3	0	5	5	0	2	0	0	0	7	10	2	4	6	2
	Czech Republic	WJC	5	2	1	3	2	2	-	-	-	-	-	-	-	-	-
2015-16	Hershey	AHL	36	16	18	34	20	7	5	0	1	101	21	8	6	14	2
2016-17	CAPITALS	NHL	21	3	3	6	2	2	3	0	2	32	-	-	-	-	-
	Hershey	AHL	49	19	17	36	28	12	4	0	4	106	7	0	0	0	4
2017-18	CAPITALS	NHL	73	13	14	27	12	2	1	0	2	133	23	3	5	8	2
2018-19	CAPITALS	NHL	82	24	23	47	27	20	1	0	4	161	7	0	0	0	6
2019-20	CAPITALS	NHL	69	25	27	52	18	3	1	0	6	187	-	-	-	-	-
NHL / CAPITALS TOTALS			245	65	67	132	59	27	6	0	14	513	30	3	5	8	8

VS. THE NHL

TEAM	GP	G	A	PTS	PIM
ANA	7	2	3	5	0
ARI	6	1	2	3	2
BOS	10	2	2	4	8
BUF	9	4	1	5	2
CGY	6	5	2	7	0
CAR	13	2	3	5	0
CHI	4	0	2	2	0
COL	5	1	2	3	0
CBJ	10	0	2	2	4
DAL	7	0	1	1	2
DET	7	0	2	2	0
EDM	5	2	1	3	0
FLA	8	2	2	4	4
LA	7	3	1	4	0
MIN	6	0	1	1	0
MTL	10	1	4	5	0
NSH	6	1	2	3	4
NJ	13	4	1	5	6
NYI	15	4	4	8	0
NYR	11	1	2	3	2
OTT	8	3	7	10	0
PHI	13	5	4	9	4
PIT	10	5	2	7	6
SJ	7	6	3	9	0
STL	5	1	0	1	2
TB	11	1	3	4	5
TOR	8	3	1	4	4
VAN	7	2	3	5	4
VGK	6	2	4	6	0
WPG	5	2	0	0	0

2019-20

Set career highs in goals (25), assists (27) and points (52) ... Played in every game for the second straight season ... Ranked fourth in the NHL in goals per 60 minutes of play (1.54) at five-on-five ... Only player in the NHL with 25 goals and just one power play goal ... Led the Capitals and ranked 13th in the NHL in points per 60 minutes of play (2.66) ... Recorded career high four multi-goal games ... Recorded 100th career point, vs. FLA (11/27) ... Played 200th career game, at NYR (11/20) ... Recorded first career hat trick, vs. CGY (11/3).

PLAYOFF CAREER

2019: Averaged 14:23 TOI per game in ECFR vs. CAR. **2018:** Registered eight points (3g, 5a) in 23 playoff games ... Scored a goal in Game 5 of the SCF at VGK (6/7) ... Recorded three points (1g, 2a) in Game 5 of the ECSF vs. PIT (5/5), including the game-winning goal ... Scored his first career NHL playoff goal in Game 2 of the ECSF vs. PIT (4/29) ... Earned an assist in Game 1 of the ECQF vs. CLB (4/12), marking his first career postseason point.

PLAYOFFS VS. THE NHL

TEAM	GP	G	A	PTS	PIM
CAR	7	0	0	0	6
CBJ	5	0	1	1	2
PIT	6	2	2	4	0
TB	7	0	1	1	0
VGK	5	1	1	2	0



TOM WILSON

BIOGRAPHICAL INFO

RIGHT WING | HEIGHT: 6'4" | WEIGHT: 220 | SHOOTS: Right

BORN: March 29, 1994 | **BIRTHPLACE:** Toronto, Ontario

DRAFTED: Capitals' first-round choice, 16th overall, in the 2012 NHL Draft

REGULAR SEASON

PLAYOFFS

YEAR	TEAM	LEAGUE	GP	G	A	PTS	PIM	+/-	PP	SH	GW	S	GP	G	A	PTS	PIM
2009-10	Toronto	GTHL	73	52	63	115	148	-	-	-	-	-	-	-	-	-	-
2010-11	Plymouth	OHL	28	3	3	6	71	0	-	-	-	-	-	-	-	-	-
	Can. Ontario U17	WHC-17	4	0	1	1	6	-	-	-	-	-	-	-	-	-	-
2011-12	Plymouth	OHL	49	9	18	27	141	17	-	-	-	-	13	7	6	13	39
2012-13	CAPITALS	NHL	-	-	-	-	-	-	-	-	-	-	3	0	0	0	0
	Plymouth	OHL	48	23	35	58	104	36	-	-	-	-	12	9	8	17	41
	Hershey	AHL	-	-	-	-	-	-	-	-	-	-	3	1	0	1	6
2013-14	CAPITALS	NHL	82	3	7	10	151	1	1	0	0	63	-	-	-	-	-
2014-15	CAPITALS	NHL	67	4	13	17	172	-1	0	0	0	79	13	0	1	1	25
	Hershey	AHL	2	0	0	0	0	-1	0	0	0	5	-	-	-	-	-
2015-16	CAPITALS	NHL	82	7	16	23	163	3	0	0	1	99	12	0	1	1	13
2016-17	CAPITALS	NHL	82	7	12	19	133	9	0	0	0	95	13	3	0	3	34
2017-18	CAPITALS	NHL	78	14	21	35	187	10	0	1	1	123	21	5	10	15	31
2018-19	CAPITALS	NHL	63	22	18	40	128	11	3	2	2	130	7	3	2	5	2
2019-20	CAPITALS	NHL	68	21	23	44	93	-3	5	1	5	154	-	-	-	-	-
NHL / CAPITALS TOTALS			522	78	110	188	1027	30	9	4	9	743	69	11	14	25	105

VS. THE NHL

TEAM	GP	G	A	PTS	PIM
ANA	13	3	1	4	27
ARI	12	1	4	5	17
BOS	18	2	6	8	50
BUF	20	2	5	7	27
CGY	12	2	5	7	12
CAR	28	1	3	4	29
CHI	13	6	4	10	24
COL	14	1	5	6	40
CBJ	26	3	3	6	75
DAL	13	1	2	3	27
DET	18	3	2	5	12
EDM	10	1	4	5	17
FLA	18	2	1	3	32
LA	14	1	2	3	21
MIN	13	4	3	7	43
MTL	18	5	8	13	31
NSH	14	4	1	5	42
NJ	26	4	8	12	61
NYI	29	5	6	11	57
NYR	25	3	2	5	36
OTT	19	4	8	12	34
PHI	29	5	5	10	96
PIT	25	3	2	5	58
SJ	12	1	5	6	15
STL	13	0	2	2	23
TB	20	1	7	8	44
TOR	19	4	2	6	39
VAN	12	4	1	5	23
VGK	5	1	0	1	2
WPG	14	1	3	4	13

2019-20

Recorded at least 20 goals in back-to-back seasons for the first time in his career ... Set career high in assists (23) and points (44) ... Set career highs in power play goals (5) and game-winning goals (5) ... Ranked third in the NHL in hits (253) ... Recorded fewest penalty minutes (93) of his career ... Played 500th career game, vs. CAR (1/13) ... Recorded 1,000th penalty minute, vs. NYJ (1/11) ... Recorded 100th career assist, vs. TB (12/21) ... Scored first career overtime goal in a two-goal effort, at FLA (11/7) ... Recorded three point game (1g, 2a), vs. BUF (11/1).

PLAYOFF CAREER

2019: Ranked third on the team in goals (3) ... Tied Marcus Johansson (69) for the 16th-most playoff games played in franchise history ... Scored first career playoff power play goal, CAR (4/20) ... Recorded most points in single playoff series in career (3g, 2a) in ECFR vs. CAR ... **2018:** Set career highs in playoff goals (5), assists (10) and points (15) ... Recorded four multi-point games. **2017:** Ranked tied for fourth on the team in goals (3), setting a postseason career-high ... Tied a career high with 13 postseason games played in 2017 ... Ranked first on the team in penalty minutes (34) ... Scored his first career game-winning goal in overtime in Game 1 of the ECQF vs. TOR (4/13) ... Scored two goals in Game 4 of the ECQF at TOR (4/19), marking his first career multi-point playoff game. **2016:** Earned an assist vs. NYJ (10/10) ... Ranked second on the team in playoff hits (40) ... Earned an assist in Game 5 of the ECSF at PIT (5/4). **2015:** Tallied seven hits in Game 2 of the ECQF vs. NYI (4/17) ... Registered five hits in Game 3 at NYI (4/19) ... Recorded five hits in Game 4 at NYI (4/21) ... Earned his first career NHL playoff point with an assist in Game 5 of the ECSF at NYR (5/8). **2013:** Made NHL debut in Game 5 of ECQF vs. NYR ... Became first WSH teenager (19) to make NHL debut in the playoffs ... Recorded four hits in 6:24 in Game 5 vs. NYR ... Skated a career-high 9:02 vs. NYR in Game 7 ... Made professional debut with Hershey (AHL) in Game 3 of the AHL ECQF vs. Providence (5/4) ... Scored his first career AHL goal in Game 4 of the AHL ECQF (5/5) ... Recorded one goal and six penalty minutes in three playoff games.

PLAYOFFS VS. THE NHL

TEAM	GP	G	A	PTS	PIM
CAR	7	3	2	5	2
CBJ	6	2	1	3	10
NYI	6	0	0	0	9
NYR	10	0	1	1	16
PHI	6	0	0	0	9
PIT	16	0	5	5	30
TB	7	1	4	5	9
TOR	6	3	0	3	12
VGK	5	2	1	3	8



ALEXANDER ALEXEYEV

27

DEFENSEMAN • HEIGHT: 6'4" • WEIGHT: 210 • SHOOTS: Left

BORN: November 15, 1999 (St. Petersburg, Russia)

DRAFTED: Capitals' First-round choice, 31st overall, in the 2018 NHL Draft

REGULAR SEASON														PLAYOFFS				
YEAR	TEAM	LEAGUE	GP	G	A	PTS	PIM	+/-	PP	SH	GW	S		GP	G	A	PTS	PIM
2015-16	Serebryanye Lvy	MHL	20	1	1	2	8	4	-	-	-	-	-	-	-	-	-	-
	Russia U17	WHC-17	6	0	4	4	2	-	-	-	-	-	-	-	-	-	-	-
	Russia U18	WJC-18	5	0	2	2	4	-1	-	-	-	-	-	-	-	-	-	-
2016-17	Red Deer	WHL	41	4	17	21	24	7	1	0	1	-	-	-	-	-	-	-
2017-18	Red Deer	WHL	45	7	30	37	29	-3	2	0	0	79	-	3	2	3	5	2
2018-19	Red Deer	WHL	49	10	33	43	34	19	3	0	2	129	-	-	-	-	-	-
	Russia U20	WJC-20	7	2	4	6	10	9	-	-	-	-	-	-	-	-	-	-
2019-20	Hershey	AHL	58	3	18	21	16	8	0	0	0	86	-	-	-	-	-	-



PHEONIX COPLEY

1

GOALTENDER • HEIGHT: 6'4" • WEIGHT: 200 • CATCHES: Left

BORN: January 18, 1992 (North Pole, Alaska)

ACQUIRED: From St. Louis along with Kevin Shattenkirk for Zach Sanford, Brad Malone, the Capitals' first-round selection in the 2017 NHL Draft and a conditional draft pick(s), February 27, 2017

VS. THE NHL										
TEAM	GP	MIN	SO	W	L	OT	GAA	SV%		
ARI	1	60	0	1	0	0	2.00	.931		
BUF	1	65	0	1	0	0	2.77	.897		
CGY	1	65	0	1	0	0	2.77	.900		
CHI	1	37	0	0	1	0	4.91	.824		
COL	2	124	0	2	0	0	2.41	.921		
CBJ	1	34	0	0	0	1	1.75	.909		
DAL	1	64	0	0	0	1	1.89	.931		
EDM	1	60	0	1	0	0	2.00	.939		
FLA	2	101	0	0	1	1	2.98	.904		
LA	2	120	0	2	0	0	3.00	.902		
MIN	1	60	0	1	0	0	2.00	.929		
MTL	1	22	0	0	0	0	11.12	.818		
NSH	2	84	0	0	1	0	5.68	.771		
NJD	2	120	0	1	1	0	3.51	.877		
NYI	1	58	0	0	1	0	2.07	.913		
NYR	2	124	0	2	0	0	3.86	.869		
OTT	2	120	1	2	0	0	1.00	.971		
PHI	1	60	0	1	0	0	3.01	.925		
STL	1	58	0	0	1	0	4.15	.892		
WPG	3	177	0	1	2	0	2.71	.907		

REGULAR SEASON														PLAYOFFS				
YEAR	TEAM	LEAGUE	GP	W	L	OT	MIN	GA	SO	GAA	SA	SV%		GP	W	L	GAA	SV%
2010-11	Corpus Christi	NAHL	42	14	23	-	2,376	165	0	4.17	1,375	.880	-	-	-	-	-	-
2011-12	Tri-City	USHL	25	9	13	-	1,451	75	2	3.14	804	.905	-	-	-	-	-	-
	Des Moines	USHL	20	7	11	-	1,163	60	0	3.09	659	.909	-	-	-	-	-	-
2012-13	Michigan Tech	WCHA	24	8	5	-	1,322	71	3	3.22	708	.900	-	-	-	-	-	-
2013-14	Michigan Tech	WCHA	30	10	13	-	1,724	72	1	2.51	808	.911	7	3	4	2.32	.912	
	South Carolina	ECHL	3	2	1	-	147	8	0	3.26	85	.906	-	-	-	-	-	-
2014-15	Hershey	AHL	26	17	4	3	1,520	55	3	2.17	732	.925	5	3	1	1.83	.946	
2015-16	St. Louis	NHL	1	0	0	0	25	1	0	2.50	6	.833	-	-	-	-	-	-
	Chicago	AHL	37	15	16	3	2,088	97	3	2.79	1,066	.909	-	-	-	-	-	-
2016-17	St. Louis	NHL	1	0	1	0	59	5	0	5.08	24	.828	-	-	-	-	-	-
	Chicago	AHL	25	15	6	3	1,452	56	1	2.31	641	.920	-	-	-	-	-	-
	Hershey	AHL	16	11	5	3	920	33	0	2.15	443	.931	9	5	4	2.13	.933	
2017-18	Hershey	AHL	41	15	17	6	2,184	106	2	2.91	1,018	.896	-	-	-	-	-	-
2018-19	CAPITALS	NHL	27	16	7	3	1,529	74	1	2.90	776	.905	-	-	-	-	-	-
2019-20	Hershey	AHL	31	17	8	6	1,868	77	2	2.47	810	.905	-	-	-	-	-	-
NHL TOTALS			29	16	8	3	1,612	80	1	2.98	811	.901	-	-	-	-	-	-
CAPITALS TOTALS			27	16	7	3	1,529	74	1	2.90	776	.905	-	-	-	-	-	-



MARTIN FEHERVARY

42

DEFENSEMAN • HEIGHT: 6'2" • WEIGHT: 200 • SHOOTS: Left

BORN: October 6, 1999 (Bratislava, Slovakia)

DRAFTED: Capitals' second-round choice, 46th overall, in the 2018 NHL Draft

VS. THE NHL

TEAM	GP	G	A	PTS	PIM
CAR	1	0	0	0	0
LA	1	0	0	0	2
NYI	2	0	0	0	2
PHI	1	0	1	1	0
STL	1	0	0	0	2

REGULAR SEASON

PLAYOFFS

YEAR	TEAM	LEAGUE	GP	G	A	PTS	PIM	+/-	PP	SH	GW	S	GP	G	A	PTS	PIM
2016-17	Malmö J18	J18 Allsvenskan	-	-	-	-	-	-	-	-	-	-	2	1	1	2	6
	Malmö J20	SuperElit	32	4	5	9	41	10	-	-	-	-	2	0	0	0	0
	Malmö	SHL	9	0	0	0	0	-2	-	-	-	-	-	-	-	-	-
	Slovakia U18	WJC-18	5	1	1	2	4	1	-	-	-	-	-	-	-	-	-
	Slovakia U20	WJC-20	5	1	0	1	4	-3	-	-	-	-	-	-	-	-	-
2017-18	IK Oskarshamn	Allsvenskan	42	1	6	7	24	1	-	-	-	-	8	1	2	3	2
	HV71	SHL	1	0	0	0	0	-1	-	-	-	-	-	-	-	-	-
	Slovakia U20	WJC-20	5	1	1	2	4	0	-	-	-	-	-	-	-	-	-
2018-19	HV71	SHL	45	1	6	7	10	1	-	-	-	-	9	0	3	3	2
	Slovakia U20	WJC-20	5	1	4	5	2	1	-	-	-	-	-	-	-	-	-
	Slovakia	WC	7	0	1	1	0	-1	-	-	-	-	-	-	-	-	-
2019-20	CAPITALS	NHL	6	0	1	1	6	-2	0	0	0	7	-	-	-	-	-
	Hershey	AHL	56	4	10	14	32	15	0	1	0	102	-	-	-	-	-
NHL / CAPITALS TOTALS			6	0	1	1	6	-2	0	0	0	7	-	-	-	-	-



SHANE GERSICH

63

LEFT WING • HEIGHT: 6'0" • WEIGHT: 180 • SHOOTS: Left

BORN: July 10, 1996 (Chaska, Minnesota)

DRAFTED: Capitals' Fifth-round choice, 134th overall, in the 2014 NHL Draft

VS. THE NHL

TEAM	GP	G	A	PTS	PIM
NJ	1	0	1	1	0
NYR	1	0	0	0	0
STL	1	0	0	0	0

REGULAR SEASON

PLAYOFFS

YEAR	TEAM	LEAGUE	GP	G	A	PTS	PIM	+/-	PP	SH	GW	S	GP	G	A	PTS	PIM
2012-13	Omaha	USHL	6	1	0	1	19	-4	-	-	-	-	-	-	-	-	-
2013-14	USNTDP	USHL	26	8	8	16	4	8	-	-	-	-	-	-	-	-	-
	US U-18	USDP	61	16	16	32	18	-	-	-	-	-	-	-	-	-	-
	United States	WJC-18	7	0	0	0	2	2	-	-	-	-	-	-	-	-	-
2014-15	Omaha	USHL	52	27	22	49	32	13	-	-	-	-	3	1	1	2	4
2015-16	North Dakota	NCAA	37	9	2	11	16	15	0	0	1	-	-	-	-	-	-
2016-17	North Dakota	NCAA	40	21	16	37	20	16	4	0	5	-	-	-	-	-	-
2017-18	CAPITALS	NHL	3	0	1	1	0	-1	0	0	0	4	2	0	0	0	0
	North Dakota	NCAA	40	13	16	29	18	0	5	0	4	125	-	-	-	-	-
2018-19	Hershey	AHL	66	8	16	24	57	5	2	0	0	125	9	1	2	3	6
2019-20	Hershey	AHL	54	10	8	18	24	5	0	2	2	76	-	-	-	-	-
NHL / CAPITALS TOTALS			3	0	1	1	0	-1	0	0	0	4	2	0	0	0	0



TYLER LEWINGTON

78

DEFENSEMAN • HEIGHT: 6'2" • WEIGHT: 200 • SHOOTS: Right

BORN: December 5, 1994 (Edmonton, Alberta)

DRAFTED: Capitals' Seventh-round choice, 204th overall, in the 2013 NHL Draft

VS. THE NHL

TEAM	GP	G	A	PTS	PIM
COL	1	0	0	0	17
DAL	2	0	0	0	0
MTL	1	0	0	0	0
NSH	1	0	0	0	0
OTT	2	1	1	2	7
TOR	1	0	0	0	0

REGULAR SEASON

PLAYOFFS

YEAR	TEAM	LEAGUE	GP	G	A	PTS	PIM	+/-	PP	SH	GW	S	GP	G	A	PTS	PIM
2011-12	Medicine Hat	WHL	44	0	3	3	46	7	-	-	-	-	8	0	1	1	2
2012-13	Medicine Hat	WHL	69	2	24	26	131	14	-	-	-	-	8	1	0	1	14
2013-14	Medicine Hat	WHL	68	7	31	38	121	40	-	-	-	-	18	0	3	3	26
2014-15	Medicine Hat	WHL	69	9	36	45	113	25	-	-	-	-	9	1	1	2	10
2015-16	Hershey	AHL	32	3	3	6	89	8	0	0	0	12	21	4	1	5	19
	South Carolina	ECHL	14	1	5	6	20	0	0	0	0	21	-	-	-	-	-
2016-17	Hershey	AHL	72	4	13	17	142	16	0	0	1	67	12	1	3	4	17
2017-18	Hershey	AHL	71	2	9	11	149	-2	0	0	0	61	-	-	-	-	-
2018-19	CAPITALS	NHL	2	1	1	2	7	3	0	0	0	3	-	-	-	-	-
	Hershey	AHL	65	3	12	15	121	7	0	0	0	56	8	0	0	0	20
2019-20	CAPITALS	NHL	6	0	0	0	17	-2	0	0	0	2	-	-	-	-	-
	Hershey	AHL	43	4	9	13	76	17	0	0	1	54	-	-	-	-	-
NHL / CAPITALS TOTALS			8	1	1	2	24	1	0	0	0	5	-	-	-	-	-



PHILIPPE MAILLET

16

CENTER • HEIGHT: 5'10" • WEIGHT: 190 • SHOOTS: Left

BORN: November 7, 1992 (Lachenaie, Quebec)

ACQUIRED: Signed as a Free Agent, July 1, 2019

REGULAR SEASON

PLAYOFFS

YEAR	TEAM	LEAGUE	GP	G	A	PTS	PIM	+/-	PP	SH	GW	S	GP	G	A	PTS	PIM
2009-10	Victoriaville	QMJHL	58	3	9	12	4	-2	-	-	-	-	16	6	1	7	2
2010-11	Victoriaville	QMJHL	67	31	38	69	17	7	-	-	-	-	9	4	10	14	2
2011-12	Victoriaville	QMJHL	62	33	43	76	28	28	-	-	-	-	4	2	1	3	2
2012-13	Victoriaville	QMJHL	65	25	58	83	17	-12	-	-	-	-	8	2	7	9	0
2013-14	New Brunswick	USports	26	16	25	41	4	16	-	-	-	-	4	0	1	1	0
2014-15	New Brunswick	USports	28	14	25	39	28	17	-	-	-	-	7	5	2	7	0
2015-16	New Brunswick	USports	17	7	24	31	4	-	-	-	-	-	5	2	2	4	0
2016-17	New Brunswick	USports	30	23	32	55	26	-	-	-	-	-	9	8	8	16	4
	Ontario	AHL	8	2	2	4	4	0	0	0	1	16	4	0	0	0	0
2017-18	Ontario	AHL	64	18	18	36	18	3	5	0	3	133	4	2	0	2	4
2018-19	Ontario	AHL	68	16	38	54	20	-7	5	0	2	174	-	-	-	-	-
2019-20	Hershey	AHL	61	17	27	44	18	1	5	0	3	136	-	-	-	-	-



BECK MALENSTYN

47

LEFT WING • HEIGHT: 6'3" • WEIGHT: 200 • SHOOTS: Left

BORN: February 4, 1998 (Delta, British Columbia)

DRAFTED: Capitals' Fifth-round choice, 145th overall, in the 2016 NHL Draft

VS. THE NHL

TEAM	GP	G	A	PTS	PIM
FLA	1	0	0	0	0
NYR	1	0	0	0	0
VAN	1	0	0	0	0

REGULAR SEASON

PLAYOFFS

YEAR	TEAM	LEAGUE	GP	G	A	PTS	PIM	+/-	PP	SH	GW	S	GP	G	A	PTS	PIM
2013-14	Calgary	WHL	5	0	3	3	4	4	0	0	0	-	-	-	-	-	-
2014-15	Calgary	WHL	51	8	4	12	25	1	0	0	1	-	11	1	1	2	4
	Canada Black U17	WHC-17	5	0	1	1	0	-	-	-	-	-	-	-	-	-	-
2015-16	Calgary	WHL	70	8	17	25	47	0	0	0	0	-	5	2	1	3	2
	Canada U18	WJC-18	7	1	2	3	4	2	-	-	-	-	-	-	-	-	-
2016-17	Calgary	WHL	70	32	24	56	60	-13	7	2	4	-	4	0	0	0	2
2017-18	Calgary	WHL	4	0	3	3	0	2	0	0	0	5	-	-	-	-	-
	Swift Current	WHL	38	17	12	29	28	10	4	3	3	105	26	4	7	11	18
2018-19	Hershey	AHL	74	7	9	16	66	0	0	1	1	92	9	0	2	2	6
2019-20	CAPITALS	NHL	3	0	0	0	0	-1	0	0	0	4	-	-	-	-	-
	Hershey	AHL	46	7	8	15	20	5	0	1	3	64	-	-	-	-	-
NHL / CAPITALS TOTALS			3	0	0	0	0	-1	0	0	0	4	-	-	-	-	-



CONNOR MCMICHAEL

24

CENTER • HEIGHT: 6'0" • WEIGHT: 183 • SHOOTS: Left

BORN: January 15, 2001 (Ajax, Ontario)

DRAFTED: Capitals' first-round choice, 25th overall, in the 2019 NHL Draft

REGULAR SEASON

PLAYOFFS

YEAR	TEAM	LEAGUE	GP	G	A	PTS	PIM	+/-	PP	SH	GW	S	GP	G	A	PTS	PIM
2016-17	Ajax/Pickering	ETAMMHL	34	35	27	62	28	-	-	-	-	-	7	7	3	10	12
	Ajax/Pickering	ETAHL	1	1	2	3	0	-	-	-	-	-	-	-	-	-	-
	St. Michael's	OJHL	1	0	0	0	0	-	-	-	-	-	-	-	-	-	-
2017-18	Hamilton	OHL	32	5	5	10	10	-5	0	0	2	67	-	-	-	-	-
	London	OHL	28	3	3	6	4	-2	0	0	2	27	4	0	0	0	0
	Canada White	WHC-17	6	1	3	4	0	-	-	-	-	-	-	-	-	-	-
2018-19	London	OHL	67	36	36	72	19	15	10	1	4	221	11	2	3	5	2
2019-20	London	OHL	52	47	55	102	26	32	16	2	8	283	-	-	-	-	-
	Canada	WJC	7	5	2	7	0	2	1	0	2	18	-	-	-	-	-





GARRETT PILON

40

CENTER • HEIGHT: 6'0" • WEIGHT: 192 • SHOOTS: Right

BORN: April 13, 1998 (Kindersley, Saskatchewan)

DRAFTED: Capitals' Third-round choice, 87th overall, in the 2016 NHL Draft

REGULAR SEASON														PLAYOFFS				
YEAR	TEAM	LEAGUE	GP	G	A	PTS	PIM	+/-	PP	SH	GW	S		GP	G	A	PTS	PIM
2013-14	Saskatoon	SMHL	43	10	19	29	10	-	-	-	-	-		3	2	0	2	0
2014-15	Saskatoon	SMHL	44	30	57	87	40	-	-	-	-	-		4	1	4	5	2
2015-16	Kamloops	WHL	71	15	32	47	24	1	1	1	6	-		7	2	1	3	0
2016-17	Kamloops	WHL	67	20	45	65	20	26	3	1	5	-		6	1	3	4	6
	Hershey	AHL	-	-	-	-	-	-	-	-	-	-		1	0	0	0	0
2017-18	Kamloops	WHL	39	18	26	44	34	5	4	2	1	205		-	-	-	-	-
	Everett	WHL	30	16	20	36	14	17	6	0	3	138		22	11	17	28	8
2018-19	Hershey	AHL	71	10	23	33	12	-4	1	0	1	97		9	0	5	5	0
2019-20	Hershey	AHL	61	18	18	36	17	7	5	0	1	138		-	-	-	-	-



BRIAN PINHO

64

CENTER • HEIGHT: 6'1" • WEIGHT: 193 • SHOOTS: Right

BORN: May 11, 1995 (Beverly, Massachusetts)

DRAFTED: Capitals' Sixth-round choice, 174th overall, in the 2013 NHL Draft

REGULAR SEASON														PLAYOFFS				
YEAR	TEAM	LEAGUE	GP	G	A	PTS	PIM	+/-	PP	SH	GW	S		GP	G	A	PTS	PIM
2011-12	St. Johns	USHS	24	20	37	57	-	-	-	-	-	-		-	-	-	-	-
2012-13	St. Johns	USHS	21	12	24	36	24	-	-	-	-	-		-	-	-	-	-
2013-14	Indiana	USHL	59	28	28	56	21	29	-	-	-	-		12	2	4	6	0
2014-15	Providence	NCAA	39	6	12	18	6	8	0	0	1	91		-	-	-	-	-
2015-16	Providence	NCAA	38	9	16	25	16	16	1	0	2	66		-	-	-	-	-
2016-17	Providence	NCAA	39	12	28	40	24	17	4	1	2	91		-	-	-	-	-
2017-18	Providence	NCAA	40	12	20	32	26	11	3	0	1	123		-	-	-	-	-
2018-19	Hershey	AHL	73	4	8	12	8	-1	1	0	1	74		8	1	1	2	0
2019-20	Hershey	AHL	62	20	17	37	14	16	0	3	4	132		-	-	-	-	-



DANIEL SPRONG

10

RIGHT WING • HEIGHT: 5'11" • WEIGHT: 191 • SHOOTS: Right

BORN: March 17, 1997 (Amsterdam, Netherlands)

ACQUIRED: From Anaheim for Christian Djoos, February 24, 2020

VS. THE NHL

TEAM	GP	G	A	PTS	PIM
ANA	1	0	0	0	0
ARI	4	1	0	1	0
BOS	5	0	0	0	0
BUF	3	0	0	0	0
CGY	3	0	0	0	2
CAR	3	0	0	0	0
CHI	3	1	0	1	2
COL	3	1	1	2	0
CBJ	4	2	0	2	0
DAL	3	0	0	0	0
DET	3	0	0	0	0
EDM	3	1	0	1	0
FLA	1	0	0	0	0
LA	4	2	0	2	2
MIN	2	0	0	0	0
MTL	6	1	2	3	0
NSH	4	2	1	3	0
NJ	4	1	1	2	0
NYI	4	2	1	3	0
NYR	3	0	0	0	0
OTT	4	1	0	1	0
PHI	2	0	0	0	0
PIT	2	1	1	2	0
SJ	2	0	0	0	2
STL	2	1	0	1	0
TB	1	0	0	0	0
TOR	4	0	0	0	0
VAN	5	0	1	1	0
VGK	3	1	0	1	0
WSH	3	0	1	1	0
WPG	3	1	2	3	2

REGULAR SEASON

PLAYOFFS

YEAR	TEAM	LEAGUE	GP	G	A	PTS	PIM	+/-	PP	SH	GW	S	GP	G	A	PTS	PIM
2013-14	Charlottetown	QMJHL	67	30	38	68	20	-20	9	0	0	260	4	4	1	5	0
2014-15	Charlottetown	QMJHL	68	39	49	88	18	-23	16	0	4	270	10	7	4	11	6
2015-16	Pittsburgh	NHL	18	2	0	2	0	-1	0	0	0	23	-	-	-	-	-
	Charlottetown	QMJHL	33	16	30	46	22	-7	5	0	6	145	12	4	11	15	12
	Wilkes-Barre	AHL	-	-	-	-	-	-	-	-	-	-	10	5	2	7	2
2016-17	Charlottetown	QMJHL	31	32	27	59	8	29	6	0	5	140	12	9	11	20	17
2017-18	Pittsburgh	NHL	8	2	1	3	0	2	0	0	1	22	-	-	-	-	-
	Wilkes-Barre	AHL	65	32	33	65	28	4	11	0	7	214	3	1	0	1	0
2018-19	Pittsburgh	NHL	16	0	4	4	0	-7	1	0	0	16	-	-	-	-	-
	Anaheim	NHL	47	14	5	19	10	-9	2	0	3	109	-	-	-	-	-
2019-20	Anaheim	NHL	8	1	1	2	0	-2	1	0	0	17	-	-	-	-	-
	San Diego	AHL	39	11	16	27	24	-11	3	0	2	122	-	-	-	-	-
	Hershey	AHL	5	1	5	6	2	-1	0	0	1	17	-	-	-	-	-
NHL TOTALS			97	19	11	30	10	-17	3	0	4	187	-	-	-	-	-





VITEK VANECEK

41

GOALTENDER • HEIGHT: 6'2" • WEIGHT: 187 • CATCHES: Left

BORN: January 9, 1996 (Havlickuv Brod, Czech Republic)

DRAFTED: Capitals' second-round choice, 39th overall, in the 2014 NHL Draft

REGULAR SEASON													PLAYOFFS				
YEAR	TEAM	LEAGUE	GP	W	L	OT	MIN	GA	SO	GAA	SA	SV%	GP	W	L	GAA	SV%
2013-14	Liberec Jr.	Czech U20	38	-	-	-	2,156	-	2	2.64	-	.921	4	-	-	4.23	.898
	Czech Republic	WJC-18	7	4	2	0	437	20	0	2.74	194	.897	-	-	-	-	-
2014-15	Liberec	Czech	2	0	2	0	120	3	1	1.50	53	.943	4	-	-	3.26	.870
	Benatky	Czech-2	20	-	-	-	-	-	-	2.24	-	.925	5	-	-	2.77	.902
	Czech Republic	WJC	3	1	2	0	181	13	0	4.31	76	.871	-	-	-	-	-
2015-16	South Carolina	ECHL	32	18	7	6	1,867	63	4	2.03	760	.917	11	6	4	624	2.31
	Hershey	AHL	1	1	0	0	65	1	0	0.92	26	.962	-	-	-	-	-
	Czech Republic	WJC-20	5	2	3	0	264	12	1	2.73	101	.881	-	-	-	-	-
2016-17	Hershey	AHL	39	18	10	7	2,147	91	5	2.54	997	.909	4	1	2	196	2.75
2017-18	Hershey	AHL	32	12	13	2	1,695	86	2	3.04	765	.888	-	-	-	-	-
	South Carolina	ECHL	2	1	1	0	119	4	0	2.01	62	.935	-	-	-	-	-
2018-19	Hershey	AHL	38	21	10	6	2,220	97	2	2.62	1042	.907	4	1	3	2.25	0.935
2019-20	Hershey	AHL	31	19	10	1	1,832	69	2	2.26	827	.917	-	-	-	-	-

2019-20 NHL Standings

EASTERN CONFERENCE

Metropolitan		GP	W	L	OT	P
1.	y - Washington	69	41	20	8	90
2.	x - Philadelphia	69	41	21	7	89
3.	q - Pittsburgh	69	40	23	6	86
4.	q - Carolina	68	38	25	5	81
5.	q - NY Islanders	68	35	23	10	80
6.	q - Columbus	70	33	22	15	81
7.	q - NY Rangers	70	37	28	5	79
8.	New Jersey	69	28	29	12	68

Atlantic		GP	W	L	OT	P
1.	p - Boston	70	44	14	12	100
2.	x - Tampa Bay	70	43	21	6	92
3.	q - Toronto	70	36	25	9	81
4.	q - Florida	69	35	26	8	78
5.	q - Montreal	71	31	31	9	71
6.	Buffalo	69	30	31	8	68
7.	Ottawa	71	25	34	12	62
8.	Detroit	71	17	49	5	39

WESTERN CONFERENCE

Central		GP	W	L	OT	P
1.	z - St. Louis	71	42	19	10	94
2.	x - Colorado	70	42	20	8	92
3.	x - Dallas	69	37	24	8	82
4.	q - Nashville	69	35	26	8	78
5.	q - Winnipeg	71	37	28	6	80
6.	q - Minnesota	69	35	27	7	77
7.	q - Chicago	70	32	30	8	72

Pacific		GP	W	L	OT	P
1.	y - Vegas	71	39	24	8	86
2.	q - Edmonton	71	37	25	9	83
3.	q - Vancouver	69	36	27	6	78
4.	q - Calgary	70	36	27	7	79
5.	q - Arizona	70	33	29	8	74
6.	Anaheim	71	29	33	9	67
7.	Los Angeles	70	29	35	6	64
8.	San Jose	70	29	36	5	63

Note: Standings reflect end of season point percentage

q - Clinched Qualifying Round Seed

x - Clinched First Round Seed

y - Clinched Division

z - Clinched Conference

p - Clinched Presidents' Trophy

2019-20 Capitals Notes

700 Club

With a goal against the New Jersey Devils on Feb. 22, Alex Ovechkin became the eighth player in NHL history to reach the 700-goal mark. Ovechkin reached the mark in his 1,144th career game, the second-fewest games required to reach the milestone in NHL history. Wayne Gretzky (886 games) and Brett Hull (1,157 games) were the only players to record 700 goals in fewer than 1,200 games. Ovechkin went from 600 to 700 goals in only 155 games, the fewest games to make that leap for any member of the 700-goal club. It marked the second-fewest games Ovechkin has required to go from one 100-goal milestone to another in his career (100 to 200 goals, 129 games). Ovechkin averaged 0.61 goals-per-game when he reached the 700 goal mark, ranking fifth in NHL history (minimum 300 games played), including an NHL-best 0.58 rate since his 30th birthday on Sept. 17, 2015. Among players in the 700-goal club, only two scored at a rate of 0.50 goals per game or higher from the age of 30 onward (Phil Esposito: 0.57; Marcel Dionne: 0.51).

Another Rocket

Ovechkin won his third straight and NHL-record ninth overall Maurice "Rocket" Richard Trophy this season. Ovechkin tied Boston's David Pastrnak for the NHL lead with 48 goals, marking the third time in a row Ovechkin has won the trophy and the seventh time in the last eight seasons. Ovechkin became the third player in NHL history to lead the League in goals at the age of 34 or older, joining Bill Cook (1932-33: 28g in 48 games) and Gordie Howe (1962-63: 38g in 70 games). Additionally, Ovechkin became just the fourth player in NHL history to score 48 or more goals in a season at age 34 or older, joining Jaromir Jagr in 2005-06 (54g; age 34), Johnny Bucyk in 1970-71 (51g; age 35) and Teemu Selanne in 2006-07 (48g, age 36). Of Ovechkin's 48



goals, 35 were scored at even strength, the fourth-highest total of his career. His 48 goals were the second-most Ovechkin has scored in a single season when scoring 13 or fewer power play goals (2009-10: 50G, 37 ESG, 13 PPG).

Passing Legends

This season, Ovechkin passed Luc Robitaille (668), Teemu Selanne (684), Mario Lemieux (690), Steve Yzerman (692) and Mark Messier (694) on the NHL's all-time scoring list, jumping from 13th place to eighth, passing Selanne through Messier from Jan. 13 to Jan. 31. Each of those former players are in the Hockey Hall of Fame.

48

With 13 games remaining prior to the season suspension, Ovechkin was on pace for 57 goals, which would have been the second-highest total of his career, his highest total since 2007-08 (65g) and the ninth time Ovechkin would have reached the 50-goal mark. Ovechkin was on pace to join Gretzky and Mike Bossy as the only players in NHL history with nine 50-goal seasons. He would have also joined Esposito as the only players in NHL history to record at least three 50-goal seasons after their 30th birthday (Esposito: four). Additionally, Ovechkin would have become the second-oldest player in NHL history to record a 50-goal season, only trailing Bucyk (35 years, 308 days old at the conclusion of the 1970-71 season).

Crazy Stretch

From Jan. 13 through Feb. 4, Ovechkin scored 14 goals over a span of seven games, a stretch which included three hat tricks. Ovechkin became the first player to score three hat tricks over a span of six games (also Jan. 16 vs. New Jersey and Jan. 18 at New York Islanders) since 1992-93, when Alexander Mogilny (Buffalo) and Selanne (Winnipeg) each accomplished the feat. Over that seven game span, no other player in the NHL had more than seven goals.

2019-20 Capitals Notes

All Natural

On Feb. 4 against the Los Angeles Kings, Ovechkin recorded three straight goals in a span of 4:24 during the third period. The hat trick marked the first natural hat trick of his career, and it established a career high for his fastest three goals in a game. It was his 27th career hat trick in the regular season overall, moving him past Maurice Richard (26) for sole possession of eighth place on the NHL's all-time list. With his hat trick coming in the final seven minutes of regulation, he became one of 13 players in NHL history to accomplish the feat and the first since Washington's own Peter Bondra on March 26, 1996 against the New York Islanders. Additionally, Ovechkin recorded the fourth-quickest hat trick in franchise history (4:24) and the quickest since Bondra's on March 26, 1996 (4:21).

Straight Tricks

On Jan. 16 against the New Jersey Devils and on Jan. 18 against the New York Islanders, Ovechkin scored two hat tricks in as many games and tallied his third straight multi-goal outing – a first in his NHL career. Ovechkin scored hat tricks in consecutive games for the third time in his career, with each instance coming since his 32nd birthday (also Oct. 5-7, 2017 and Dec. 11-14, 2018). At 34 years and 123 days old at the time, Ovechkin became one of three players in NHL history – and just the second in the past 98 years – to record consecutive hat tricks three times in his career, joining Gretzky (three times) and Joe Malone (four times). Both Malone (31 years, 327 days) and Gretzky (23 years, 28 days) recorded their last such instances at a younger age than Ovechkin. Ovechkin's four hat tricks this season established a new single season high.

First to 40

Ovechkin scored his 40th goal of the season against the Anaheim Ducks on Feb. 17 to reach the 40-goal mark for the 11th time in his career, joining Gretzky (12) as the only players in NHL history to reach the milestone as many times, and Ovechkin is the only player to reach the mark with one team. Ovechkin reached the mark in 53 games, the third-fewest games to reach the mark in his career, trailing his 2009-10 season (51 games), when he was 24 years old, and his 2007-08 season (52 games), when he was 22 years old. He became the 10th player in NHL history to score 40 goals at the age of 34 or older and the first since Daniel Alfredsson in 2007-08. Ovechkin also became the first player this season to reach the mark, the ninth time in his career he was the first player to 40 goals, more than any other player in NHL history.

1,100

Ovechkin played in his 1,100th career game on Nov. 3 against the Calgary Flames, becoming the first player from the 2004 NHL Draft Class and the fifth Russian player in NHL history to reach the mark (Alex Kovalev, Sergei Gonchar, Sergei Fedorov, Vyacheslav Kozlov). Since joining the NHL during the 2005-06 season, only Patrick Marleau (1,165 games) and Eric Staal (1,159 games) have played in more games than Ovechkin. He became the 13th former No. 1 overall pick to reach the mark.

Multi-Ovi

Ovechkin recorded 13 multi-goal games this season – the fifth time in his career he's recorded at least 12 multi-goal games – giving him 145 career multi-goal games. That moved him passed Phil Esposito (143) for the fifth-most in NHL history.

Road Master

Following this season, Ovechkin has scored 359 career regular-season goals on the road (in 576 games), the third-most in NHL history, trailing only Gretzky (402) and Yzerman (362). Ovechkin



has scored 50.8% of his career regular-season goals on the road (359 of 706). That's the highest such percentage among the NHL's eight members of the 700-goal club, three percentage points more than the next-closest player.

Pure Dominance

Ovechkin ranks first in franchise history in goals (706), points (1,278), power play goals (260), game-winning goals (110), overtime goals (23), shots (5,545) and multi-goal games (145). Additionally, since entering the NHL at the beginning of the 2005-06 season, Ovechkin leads the NHL in goals (706), power play goals (260), game-winning goals (110), overtime goals (23), shots (5,545) and multi-goal games (145).

Super Carly

This season, John Carlson set personal records for points (15g, 60a) and assists in a season, leading all NHL defensemen in both respective categories. Carlson's 60 assists were one shy of tying the franchise record for the most by a defenseman in a single season (Scott Stevens, 1988-89: 61a), and his 75 points were six shy of the record (Larry Murphy, 1986-87: 81). With 13 games remaining on the schedule at the time of the season suspension, Carlson was on pace to record 89 points this season. Had he reached the mark, he would have become the 10th defenseman in NHL history to record 89 points in a season and the first since Ray Bourque and Sergei Zubov in 1993-94.

2019-20 Capitals Notes

Mr. October

Carlson was named the NHL's First Star of the Month for October, becoming the first defenseman to receive the honor since Calgary's Mark Giordano (November 2014) and the first Capital's defenseman to receive a Three Star Award for a month since Mike Green (February 2009, Second Star). Carlson recorded 23 points in October (7g, 16a) to establish a franchise record for the most points by a defenseman in any calendar month, eclipsing the previous high of 22 set by Sergei Gonchar in January 2000 (10g, 12a in 14 games). Only one blueliner in NHL history has recorded more points than Carlson in a single month of October: Calgary's Al MacInnis in 1990 (8g, 17a, 25 points in 13 games). Carlson matched Alex Ovechkin's franchise mark for most points by a player in October (14g, 9a, 23 points in 13 games in 2009).

Franchise leader

After recording two points on Feb. 23 against the Pittsburgh Penguins, Carlson recorded his 475th career point (105g, 370a), passing Calle Johansson (474) for the most points in franchise history among defensemen. Carlson passed the franchise point mark set by Johansson in 233 fewer games (Johansson: 983 games; Carlson: 750 games). Carlson, who also became the franchise leader in assists on Jan. 31 against Ottawa, currently ranks second in games played (757), trailing Johansson (983). Since his first season in 2009-10, Carlson ranks sixth among NHL defensemen in points. Carlson's 213 points since 2017-18 season (43g, 170a) rank first in the NHL.

"A" For Carly

This season, Carlson was named as an alternate captain for the first time in his career. Among active Capitals, Carlson's 757 games rank third, only trailing captain Ovechkin (1,152 games) and alternate captain Nicklas Backstrom (956 games).



Torrid Pace

Carlson became the 10th defenseman since 1978-79 to record 60 assists within 67 games after recording two assists on March 5 against the New York Rangers. Over the last twenty seasons, only three other defensemen have recorded at least 60 assists in a season (Nicklas Lidstrom, twice, 2005-06 and 2007-08: 64 and 60 assists, respectively; Erik Karlsson, 2015-16: 66 assists; Brent Burns, 2018-19: 67 assists).

Hot Start

Braden Holtby earned 11 wins through his first 15 decisions this season and for the second time in his career (also 2017-18). Only two other Capitals goaltenders have recorded more than 11 wins through their first 15 decisions: Michal Neuvirth (12-3-0 in 2010-11) and Semyon Varlamov (12-1-2 in 2009-10).

Getting Streaky

From Oct. 18 to Nov. 18, Holtby led his team to an 11 game point streak (10-0-1), becoming the only goaltender in Capitals history to post three point streaks of 11 games or more during his tenure with the franchise (2015-16: Nov. 12 through Jan. 14: 20-0-2; 2016-17: Dec. 29 through March 4: 19-0-2). He also became the fifth active goaltender with three personal point streaks of 11 or more games, joining Marc-Andre Fleury (four times with Pittsburgh and one time with Vegas), Pekka Rinne (four times with Nashville), Sergei Bobrovsky (four times with Columbus) and Tuukka Rask (three times with Boston).

Climbing Wins List

With 25 wins this season, Holtby climbed to 45th on the NHL's all-time wins list by a goaltender. This season, Holtby passed notable goaltenders Ken Dryden, Jean-Sebastien Giguere, Felix Potvin, Bernie Parent and Marty Turco en route to 45th. Holtby is the only goaltender to rank in the NHL's top-50 with fewer than 500 games played (468).

2019-20 Capitals Notes

Hey Now, You're an All Star

John Carlson, Braden Holtby, T.J. Oshie and head coach Todd Reirden each represented the Capitals at the 2020 NHL All-Star Game in St. Louis as members of the Metropolitan Division. Carlson made his second-straight appearance at the NHL All-Star Game and became the first defenseman in franchise history to score a goal in an All-Star Game. Oshie made his All-Star Game debut, recording two points (1g, 1a) and became the eighth player in franchise history to score a goal at the All-Star game. Holtby stopped five of the nine shots he faced in his fifth-straight All-Star appearance. Holtby and Chicago's Patrick Kane are the only players in the NHL that have appeared in each of the last five All-Star Games, and only two other active goaltenders have participated in at least five NHL All-Star Games (Montreal's Carey Price: 6; New York's Henrik Lundqvist: 5).

End of a Streak

From 2014-15 to 2018-19, the Capitals recorded five consecutive 100-point seasons, the only active team in the NHL with as many during that time. With 90 points in 69 games before the suspension-shortened 2019-20 season, the Capitals were again on pace to reach the 100-point mark. Had they reached 100 points, the Capitals would have become the fourth franchise in NHL history to reach the mark six consecutive times, joining the Detroit Red Wings (12 times: 1999-00 to 2011-12), the Montreal Canadiens (eight times: 1974-75 to 1981-82) and the Edmonton Oilers (1981-82 to 1986-87).

Team	Streak Started	Streak Ended	Total Seasons
Detroit Red Wings	1999-00	2011-12	12
Montreal Canadiens	1974-75	1981-82	8
Edmonton Oilers	1981-82	1986-87	6

Over the last six seasons, the Capitals are 294-135-50, and have recorded the most points in the NHL during that time span, while their 1,512 goals are second and their 1,256 goals against are tied for fourth.

Claiming the Division

The Capitals finished first in the Metropolitan Division, marking their fifth consecutive division title, the first time in franchise history they've accomplished the feat. The Capitals became the eighth franchise in NHL history to win five consecutive division titles and the first since the Anaheim Ducks from 2012-13 to 2016-17.

Comeback in Vancouver

Trailing 5-1 to the Vancouver Canucks in the final minute of the second period on Oct. 25, the Capitals scored four unanswered goals in regulation and Nicklas Backstrom notched the shootout winner as Washington overcame a four-goal deficit to win. The Capitals overcame a deficit of four goals for the fifth time in franchise history, following Dec. 15, 1979 (5-4 win vs. New York Rangers), Feb. 2, 1986 (5-4 W at Hartford), Oct. 23, 1991 (6-5 W at Edmonton) and Dec. 23, 2009 (5-4 OTW at New York Rangers). It marked just the third time in franchise history the Capitals accomplished a four goal comeback with less than 21 minutes remaining in the game and the first time since Feb. 2, 1986 (5-4 W at Hartford).



Don't Seal

On Jan. 5 against the San Jose Sharks, Jakub Vrana and T.J. Oshie each scored in the final minute of regulation to erase a 4-2 Sharks lead before winning in overtime. With the win, the Capitals became the seventh different team in NHL history to win after overcoming a multi-goal deficit in the final minute of regulation.

Team	Opponent	Date
Washington Capitals	San Jose Sharks	Jan. 5, 2020
Detroit Red Wings	Chicago Blackhawks	Dec. 23, 2005
San Jose Sharks	Los Angeles Kings	April 4, 2004
Pittsburgh Penguins	Boston Bruins	Jan. 22, 1996
Dallas Stars	Boston Bruins	Oct. 14, 1995
Vancouver Canucks	Hartford Whalers	March 3, 1985
Pittsburgh Penguins	Winnipeg Jets	Nov. 14, 1984
Montreal Maroons	New York Rangers	March 15, 1932
New York Americans	Montreal Maroons	Jan. 6, 1927

Additionally, the game marked the sixth occurrence in NHL history where a team won the game after allowing an empty net goal. However, in four of the prior five instances, each empty net goal was scored when the goalie was pulled during a delayed penalty and an own goal was scored. In the instance where the goalie wasn't pulled during a delayed penalty (New York vs. Detroit, April 5, 1970), the Rangers pulled their goaltender during a power play in an effort to add to their season goal total in an effort to win a tiebreaker for the playoffs, allowing two empty net goals in the process. The Capitals are the first team in NHL history to allow an empty-net goal in the final minute of regulation while trying to win the game in any fashion.

2019-20 Capitals Notes

Five Unanswered

The Capitals scored five unanswered goals in the third period against the New York Islanders to win 6-4 on Jan. 18. Washington, which also won after overcoming a three-goal, third-period deficit on Oct. 25 at Vancouver, accomplished the feat multiple times in a single season for the first time in franchise history.

900 for Ovi and Backy

On Dec. 20 against the New Jersey Devils, Alex Ovechkin and Nicklas Backstrom played in their 900th regular season game together. The duo has led the Capitals to a record of 550-276-106 – good for a .650 point percentage – which is equivalent to 107 standings points over an 82-game season. In games together, Ovechkin has 1,031 points (575g, 456a), while Backstrom has 900 points (234g, 666a). Since Backstrom's NHL debut on Oct. 5, 2007, against the Atlanta Thrashers – where each recorded an assist in the game – Backstrom has assisted on 262 of Ovechkin's career goals, more than double any other teammate in Ovechkin's career (John Carlson: second with 116 assists). Backstrom and Ovechkin became the 21st pair in NHL history to play at least 900 games together.

900-Point Mark

Following a four-point night (2g, 2a) against the New Jersey Devils on Dec. 20, Nicklas Backstrom became the second player in franchise history to record 900 points (Ovechkin: 1,278 points). He became the first player from the 2006 NHL Draft class to reach the mark and the seventh Swedish-born player in NHL history. With 684 career assists, Backstrom is already the franchise leader in the respective category and ranks fifth among Swedish-born players in NHL history.

End of a Rare Streak

At the time of the season suspension, Backstrom had 42 assists in 61 games, on pace for 50 assists in an 82-game season. Backstrom entered 2019-20 with a streak of six 50-assist seasons. Had he recorded 50 assists this season, he would have become the 19th player in NHL history to record seven consecutive 50-assist seasons. Of the 18 players to achieve this feat, 16 are in the Hockey Hall of Fame. The two that aren't – Henrik Sedin and Joe Thornton – are not yet eligible for the Hall of Fame.



Super Swede

On Nov. 7 against the Florida Panthers, Backstrom passed Peter Forsberg (249g, 636a, 885 points) for the seventh-most points in NHL history by a Swedish-born player. Backstrom (956 games), Forsberg (708 games) and Tomas Sandstrom are the only three Swedish players to rank in the top 10 that have played fewer than 1,000 career games. Backstrom also passed Daniel Sedin on Oct. 22nd against Calgary for the fifth-most assists by a Swedish-born player in NHL history, and now trails Daniel Alfredsson (713) by 29 assists for the fourth-most in NHL history.



Games Played List

On Feb. 4 against the Los Angeles Kings, Backstrom played in his 941st career game, passing Kelly Miller (940) for the fourth most in franchise history. Backstrom, now at 956 career games, now only trails Ovechkin (1,152), Calle Johansson (983) and Peter Bondra (961) on the franchise games played list. Among players selected in the 2006 NHL Draft, Backstrom's 956 games rank fourth, only trailing Phil Kessel (1,066), Jordan Staal (961) and Milan Lucic (958).

SAT%

This season, the Capitals' 51.6 shot attempt percentage at five-on-five was the third-highest total since the NHL began tracking the data in 2009-10 (2009-10: 52.8 shot attempt percentage; 2016-17: 51.8 shot attempt percentage).

2019-20 Capitals Notes

Perfect Attendance

Six Capitals (John Carlson, Brenden Dillon, Lars Eller, Dmitry Orlov, T.J. Oshie and Jakub Vrana) played in all 69 games this season. This marks the second consecutive season Vrana has appeared in every game. Dillon played his first 59 games of the season with the San Jose Sharks, and currently owns a streak of 206 consecutive games played. Orlov has played in every Capitals game in each of the last five seasons, and his 397 consecutive game streak is the fifth-longest active streak in the NHL.

SRO

For the 11th consecutive season, the Capitals sold out every home game and set a franchise record with 492 consecutive sellouts at Capital One Arena (including playoffs) dating back to the 2008-09 season (3/5/09-present).

Penalty S-Kill

The Capitals penalty kill ranked sixth in the NHL, killing 199 of the 241 penalties they faced (82.6 percent). That's a 3.7 percent improvement from last year's penalty kill (78.9 percent), which ranked 24th in the NHL. The Capitals allowed 42.22 shots per 60 minutes of penalty kill time this season, the second lowest rate in the NHL. Jonas Siegenthaler (203:46), Radko Gudas (172:16) and Carl Hagelin (169:30) led the Capitals in penalty kill ice time, and all three established full time roles with the Capitals within the last year. Additionally, Nick Jensen's 2.98 power play goals against per 60 minutes of penalty kill time ranked first in the NHL among players with at least 120 minutes played on the penalty kill this season.

Never Out of It

This season, the Capitals won 21 games after trailing by at least one goal at some point in the game, tied with the St. Louis Blues for the most instances in the NHL. Washington also held a 17-16-3 record when they allowed the game's first goal, the second-highest win percentage in the NHL (.472). Additionally, the Capitals' 11-12-3 record when trailing after the first period marked the second-highest win percentage in the NHL (.423), while their 9-17-2 record when trailing after the second period marked the highest win percentage in the NHL (.321). The Capitals are the only team in the NHL that ranked in the top two in each of the three categories.

Rookie Sammy

Ilya Samsonov made his NHL debut on Oct. 4 against the New York Islanders, earning a win in a 25 save performance. Samsonov became the 14th goaltender selected by the Capitals to make his NHL debut with the franchise and the 11th to make his first appearance under the age of 23. Additionally, Samsonov, who was 22 and 223 days old at the time of his debut, became the 10th youngest Russian-born goaltender to make his debut in NHL history.

Getting Streaky

From Nov. 30 to Jan. 31, Samsonov won 11-straight games. With that consecutive game streak, Samsonov tied George Hainsworth for the second-longest win streak by a rookie in NHL history (Hainsworth: 11-0-0 in 1926-27; Ross Brooks: 14-0-0 in 1973-74). During that stretch, Samsonov had a 1.73 goals against average and a .936 save percentage, the lowest goals against average and the second-highest save percentage among all goaltenders during that span.

Shutout Sammy

On Jan. 13 against the Carolina Hurricanes, Samsonov stopped all 23 shots he faced to record his first career shutout. At 22 years and 325 days of age, he became the sixth goaltender in franchise history to record a shutout before his 23rd birthday and the first since Braden Holtby on March 25, 2012 (Holtby: 22 years and 191 days old).



Rare Road Achievement

Samsonov became one of two goaltenders in NHL history to win each of his first 10 career games on the road, one win shy of the NHL record set by Brent Johnson (11-0-0 from Feb. 26, 1999 to Jan. 13, 2001 with St. Louis). However, Samsonov is the only goaltender in NHL history to win his first 10 career road games in one single season.

800 Club

On March 4 against the Philadelphia Flyers, T.J. Oshie played in his 800th game. He became the 15th player from the 2005 NHL Draft class and 56th American forward all-time to reach the mark.

Just Ahead of Pace

Oshie ranked second on the Capitals this season with 26 goals in 69 games. During the 2018-19 season, Oshie also played in 69 games and finished the season with 25 goals. This season marked Oshie's fourth as a Capital with at least 25 goals. He had never reached the 25 goals mark in his seven seasons with the St. Louis Blues prior to joining the Capitals in 2015-16. Oshie became the ninth player in franchise history to record four 25-goal seasons.

Career Year for Willy

Tom Wilson recorded a career high 44 points (21g, 23a) this season, also setting a new career high in assists. Additionally, Wilson set career highs in power play goals (5), game-winning goals and scored his first career overtime goal on Nov. 7 against the Florida Panthers. During the suspension-shortened season, Wilson had 93 penalty minutes in 68 games, on pace for 110 penalty minutes, which would have been the lowest total of his career.

2019-20 Capitals Notes

500 for Willy

Wilson played in his 500th career game on Jan. 13 against the Carolina Hurricanes, where he became the 28th player in franchise history to reach the mark. At 25 years and 290 days old on the day of the game, Wilson became the third youngest player and the youngest forward in franchise history to play 500 games (Scott Stevens: 24 years, 264 days; Kevin Hatcher: 25 years, 139 days).

V Efficiency

This season, Jakub Vrana set career highs in both goals (25) and assists (27), despite having 13 games remaining on the schedule. This season, 24 of Vrana's 25 goals came at even strength, on pace for 28 even-strength goals over an 82-game season. Had he reached the mark, he would have become one of two players in NHL history to record at least 28 even-strength goals while averaging less than 15 minutes per game (Vrana: 14:53 TOI; Chicago's Dominik Kubalik had 26 even-strength goals this season while averaging 14:22 TOI this season). His 24 even-strength goals were tied for the 11th-most in the NHL.

Tricky V

On Nov. 3 against the Calgary Flames, Vrana scored the Capitals' first three goals of the game, including the game-winner, to record his first career hat trick. The next day, Vrana earned the NHL's Second Star of the Week honors and at the age of 23 years and 249 days, became the youngest Capital to receive the honor since Nicklas Backstrom in 2008 (20 years, 358 days).



Kuz Control

With a 52-point season (19g, 33a), Evgeny Kuznetsov became the 14th player in franchise history to record at least five 50-point seasons. Each of Kuznetsov's 50-point seasons have been in the last five seasons, making him one of nine players to do so consecutively.

Year of Lars

Lars Eller established a new career high with 39 points (16g, 23a) and recorded a 51.89 face-off percentage, his highest since joining the Capitals in 2016-17. Eller led the Capitals this season with a 55.8 shot attempt percentage at five-on-five (908 shot attempts for, 717 against), which was not only a personal career high for Eller, it was the third-highest percentage by a Capital since the NHL began recording the data in 2009-10. Additionally, it was the sixth-highest percentage by a forward with at least 69 games this season.

No Need to Panik

From the season opener to Dec. 11, Richard Panik recorded two points (2g) in 23 games, tied for 588th in the NHL. He averaged 0.53 points per 60 minutes of five-on-five play. However, from Dec. 14 to the conclusion of the season, Panik recorded 20 points (7g, 13a) in 36 games, tied for 151st in the NHL. All 20 of his points came at even strength, which was tied for 69th in the NHL. During that time frame from Dec. 14 to the season finale, Panik led the Capitals in points per 60 minutes of five-on-five play (3.18) and ranked seventh in the NHL among players with at least 30 games played in that span. He averaged the fewest five-on-five minutes per game (10:28) among players to rank in the top-50 in this respective category.

2019-20 Capitals Notes

High Scoring Pair

Upon the arrival of Ilya Kovalchuk on Feb. 23 and combined with Alex Ovechkin, the Capitals had two first overall picks on the same team for the second time in franchise history (2019-20: Ovechkin, 2004 first overall and Kovalchuk, 2001 first overall; 2011-12/2012-13: Ovechkin and Roman Hamrlik, 1992 first overall). Additionally, the duo has combined for 1,149 goals (Ovechkin: 706; Kovalchuk: 443), marking the 32nd time two teammates have combined for at least that total. Ovechkin and Kovalchuk are the first set of European-born players in NHL history to combine for at least 1,149 goals. It also marked the first time since 2008 two players have combined for at least 1,149 goals.

Dynamic Duo

Nic Dowd and Garnet Hathaway played together for 364:22 minutes of five-on-five time this season. During that time together, the two combined for a 56.73 shot attempt percentage (375 shot attempts for, 286 shot attempts against), a 61.54 goals for percentage (16 goals for, 10 against) and a 58.36 shots for percentage (199 shots for, 142 against).

Defensive Dmitry

This season, Dmitry Orlov recorded a 53.4 shot attempt percentage at five-on-five (1,279 shot attempts for, 1,114 against), the second-highest percentage in his career. Orlov also started only 49.8 percent of his face-offs in the offensive zone, the third-lowest of his career and the second consecutive season he's recorded a percentage below 50 percent.

That A'Boyd

With 10 points (3g, 7a) in 24 games, Travis Boyd averaged 2.15 points per 60 minutes of play at five-on-five, which was tied for fourth among all Capitals this season. Additionally, his 1.44 assists per 60 minutes of five-on-five play led the team. Among all players in the NHL with at least 24 games played, Boyd's assists per 60 rate was tied for 39th in the NHL.

Hitmen

This season, the Capitals had five players ranked in the top-30 in the NHL in hits (Tom Wilson: 253 hits, ranked 3rd in the NHL; Brenden Dillon: 194 hits, ranked 13th; Garnet Hathaway: 189 hits, ranked 17th; Alex Ovechkin: 184 hits, tied for 18th; Radko Gudas: 164 hits; tied for 30th). The Capitals were the only team in the NHL to feature five players in the top-30, and no other team had more than three players featured.

California Sweep

From Dec. 3 to Dec. 6, the Capitals swept each of the three California teams (San Jose, Los Angeles and Anaheim) on the road for the first time in franchise history. Additionally, with a road win in Detroit on Nov. 30, the Capitals had completed a four-win road sweep for the second time in franchise history (Feb. 9-16, 1993: wins against Minnesota North Stars, St. Louis, Los Angeles and San Jose).



2019-20 Season Timeline

OCT. 2: CAPS TAKE ON THE STANLEY CUP CHAMPS

In a rematch of the two most recent Stanley Cup champions, the Capitals made their way to St. Louis to take on the Blues, officially kicking off the 2019-20 NHL season. Deadlocked at 2-2 at the end of regulation, Jakub Vrana scored the game-clinching overtime goal, the first of his career. The Capitals improved their all-time record in season-opening games to 22-21-1 with the win.

OCT. 18: KEMPNY RETURNS IN STYLE

Michal Kempny scored in his season debut, returning to the Capitals' lineup seven months after a torn hamstring prematurely ended his 2018-19 campaign. Kempny's goal put the Capitals ahead late in the first period against the visiting New York Rangers and they never looked back, earning a 5-2 victory. Kempny would start off the season with 10 points (3g, 7a) in his first nine games of the season.

OCT. 25: CAPITALS COMEBACK IN THRILLING FASHION IN VANCOUVER

Down by four goals against the Vancouver Canucks, Evgeny Kuznetsov scored with less than one second remaining in the second period to cut the deficit by three heading into the third. The Capitals would start off the third with three unanswered goals within the first eight minutes of the period, including two straight goals from Michal Kempny, marking his first career multi-goal game. The Capitals would head to overtime before winning in a shootout, the first career shootout victory for rookie goaltender Ilya Samsonov. The effort marked the fifth time in franchise history the Capitals overcame a four-goal deficit and the third time they accomplished a four-goal comeback with only 21 minutes remaining in the game.

OCT. 29: OVECHKIN RECORDS FOUR POINTS, PASSES ROBITAILLE

In a 4-3 overtime win against the Toronto Maple Leafs, Alex Ovechkin recorded four points (2g, 2a), including the game-winning power play goal in overtime. With his two goals, Ovechkin passed Luc Robitaille for 12th on the NHL's all-time list and the most by a left wing in NHL history. Additionally, Ovechkin recorded his 135th career multi-goal game, tying former Capital Mike Gartner for the seventh most efforts in NHL history. The win marked the Capitals' last game in the month of October, and with a 9-2-3 record, the Capitals set a new franchise record with 21 points (previously 19 points, 2009-10) in the season's opening month and tied a franchise record for the most wins (1991-92: nine wins). Seven of the Capitals wins came on the road, tying an NHL record for the most road wins in the month of October (New Jersey: 2009). No other team in the NHL had more than four.

NOV. 3: NATIONALS VISIT THE CAPS AND VRANA SHINES

With the 2019 World Series Champion Washington Nationals in attendance at Capital One Arena, Jakub Vrana recorded his first career hat trick in the Capitals' 4-2 win against the Calgary Flames. Vrana, who scored the Capitals' first goal of the game, became the sixth player in franchise history to score the Capitals' first goal of the game five times within the first 16 games of the season and the first since Alex Ovechkin in 2009-10 (six times). With the hat trick, Vrana capped off his week with Second Star of the Week honors, and at the age of 23 years and 249 days, became the youngest Capital to receive the honor since Nicklas Backstrom in 2008 (20 years, 358 days).

NOV. 7: WILSON MOUNTS THE COMEBACK IN FLORIDA

Down by a goal against the Florida Panthers, Tom Wilson tied the game with an early third period goal and sent the game into overtime. Within the first 17 seconds of the overtime, Braden Holtby made a critical pad save on a Panthers' breakaway, springing John Carlson and Wilson on a two-on-one rush, where Wilson scored his first career overtime goal to give the Capitals the 5-4 win. Earlier in the game, Nicklas Backstrom recorded an assist, marking his 886th career point, passing Peter Forsberg for the seventh-most points in NHL history by a Swedish-born player. With the win, the Capitals extended their point streak to 10 games (9-0-1) and their winning streak to five games. It marked their first five-game win streak of the season and, at the time, their NHL-leading 24th since 2009-10.



NOV. 30: OVECHKIN RECORDS HAT TRICK AND REACHES 20-GOAL PLATEAU

Alex Ovechkin recorded a hat trick and added an assist in the Capitals' 5-2 win over the Detroit Red Wings. Ovechkin's three goals marked the 24th hat trick of his career, passing Jari Kurri for the 10th most hat tricks in NHL history. Two of the tallies were empty-net goals, and Ovechkin became the sixth player in NHL history to complete a hat trick with two empty-net goals. Ovechkin's third goal of the game marked his 20th goal of the season, which marked his 15th consecutive season recording at least 20 goals, joining Marcel Dionne, Mike Gartner, Jaromir Jagr and Mats Sundin as the only players in NHL history to accomplish the feat. Additionally, Ovechkin tied Gartner for the eighth most 20-goal seasons in NHL history.

DEC. 6: CAPITALS COMPLETE RARE UNDEFEATED ROAD TRIP

From Nov. 30 to Dec. 6, the Capitals kicked off a four-game road trip with visits to Detroit, San Jose, Los Angeles and Anaheim, where Washington won all four games. The Capitals accomplished a four-game road sweep for the second time in franchise history (also Feb. 9-16, 1993: wins against Minnesota North Stars, St. Louis, Los Angeles and San Jose). Additionally, the Capitals beat each of the three California teams on the road for the first time in franchise history. Braden Holtby's 3-2 win against Anaheim on Dec. 6 marked his 15th win in his 22nd start, marking the third fewest starts he's required to reach the 15-win mark in his career. Additionally, the win marked Holtby's 19th game with a point in his first 22 starts, tied for the third-most games with a point within 22 starts by a goaltender since 2009-10.

2019-20 Season Timeline

DEC. 13: CAPITALS IMPRESS IN FRONT OF MENTORS

Accompanied by their loved ones as part of the team's annual Mentors' Trip, the Capitals rattled off four third-period goals to defeat the Tampa Bay Lightning 5-2. During a first intermission interview, Garnet Hathaway was joined by his father, John, who gave an inspiring message on what it meant to watch his son play with the Capitals. "As parents, we try to teach our sons two lessons as kids growing up. If you can dream it, you can do it, and never, never, never give up." Hathaway scored the Capitals' third goal of the game, which proved to be the game-winning goal.

DEC. 20: BACKSTROM AND OVECHKIN MAKE HISTORY TOGETHER

When Alex Ovechkin and Nicklas Backstrom took the ice against the New Jersey Devils, it marked the duo's 900th game played together. Through their first 900 games together, Ovechkin and Backstrom had a record of 535-262-103 – good for a .652 point percentage – which is equivalent to 107 standings points over an 82-game season. In their first 900 games together, Ovechkin recorded 1,000 points (549g, 451a), while Backstrom recorded 874 points (231g, 643a). Backstrom led the Capitals to a 6-3 win against the Devils with a four-point effort (2g, 2a), including his 900th career point. Backstrom joined Ovechkin as the second player in franchise history to reach the 900-point mark, the first player from the 2006 NHL Draft class to reach the mark and the seventh Swedish-born player in NHL history.

JAN. 5: NEVER BEFORE SEEN COMEBACK

Down 3-2 in the final minutes against the San Jose Sharks at Capital One Arena, the Capitals pulled goaltender Braden Holtby for the extra attacker. With exactly one minute remaining in the game, Sharks forward Logan Couture scored on the empty net to give the Sharks a seemingly surefire 4-2 win. The Capitals continued playing with Holtby pulled, and Jakub Vrana scored a goal 13 seconds after Couture's empty netter to cut the deficit to 4-3. With Holtby still pulled, T.J. Oshie scored the equalizer with just 15 seconds remaining in regulation to send it to overtime. Lars Eller would score the game-winning overtime goal to secure the win. The Capitals not only became the seventh team in NHL history to overcome a multi-goal deficit within the final minute of regulation and win, they became the first team in NHL history to allow an empty-net goal in the final minute of regulation while trying to win the game and eventually win the game in any fashion.

JAN. 13: SAMSONOV RECORDS FIRST CAREER NHL SHUTOUT

In a 23-save performance against the Carolina Hurricanes, Ilya Samsonov recorded his first career shutout. At 22 years and 325 days of age, he became the sixth goaltender in franchise history to record a shutout before his 23rd birthday and the first since Braden Holtby on March 25, 2012 (Holtby: 22 years and 191 days old). The win also marked Samsonov's eighth-straight, tying Bob Mason (8-0-0 from Dec. 2, 1984 – Jan. 17, 1985) for the longest win streak by a rookie goaltender in Capitals history. Samsonov would later extend that win streak to 11 games, tied for the second-longest win streak by a rookie goaltender in NHL history.

JAN. 16: OVECHKIN RECORDS 25TH CAREER HAT TRICK

In a 5-2 win over the New Jersey Devils at Capital One Arena, Alex Ovechkin scored his 687th, 688th and 689th goals of his career to record his 25th career hat trick, tying Cy Denneny for the ninth most in NHL history. With the hat trick, Ovechkin also reached the 30 goal-mark for the 15th consecutive season, becoming one of three players in NHL history to record 15 straight 30 goal-seasons (Jaromir Jagr and Mike Gartner) and one of two to score 30 goals or more in each of their first 15 seasons (Gartner). Ovechkin is the only player in NHL history to accomplish the feat with one team.

JAN. 18: OVECHKIN'S BACK-TO-BACK HAT TRICK CAPS COMEBACK

In the final game before the bye week and the NHL's All-Star weekend, the Capitals found themselves down 4-1 heading into the third period against the New York Islanders at Nassau Coliseum. Carl Hagelin gave the Capitals a bit of life with an early period goal to cut the Islanders lead to 4-2. Then, both Alex Ovechkin, who scored the Capitals' first goal of the game, and Tom Wilson scored to tie the game with five minutes remaining. In the final five minutes, Jakub Vrana scored the game-winning goal and Ovechkin closed out the victory with an empty-net goal, giving him his 26th career hat trick, which tied Maurice Richard for the eighth-most hat tricks in NHL history. With the three goals, Ovechkin tied and passed Mario Lemieux for the 10th-most goals in NHL history and tied Steve Yzerman for the ninth-most goals in NHL history. The Capitals' five third-period goals marked the most goals Washington scored in

a single period and the first time the Capitals had recorded that many goals in a period since Nov. 5, 2013 (five, vs. the Islanders in a 6-2 win). Additionally, the Capitals, who also won after overcoming a three-goal, third-period deficit on Oct. 25 at Vancouver, accomplished a three-goal comeback multiple times in a single season for the first time in franchise history.

FEB. 4: OVECHKIN NOTCHES FIRST CAREER NATURAL HAT TRICK IN WIN

The Capitals' matchup against the Los Angeles Kings at Capital One Arena started off relatively uneventful. But then, in the span of 4:24, Alex Ovechkin rattled off three straight goals for a natural hat trick, the first of his career, securing the Capitals' win. The hat trick marked Ovechkin's third in his last six games, and he became the first player to score three hat tricks over a span of six games (also Jan. 16 vs. New Jersey and Jan. 18 at New York Islanders) since 1992-93, when Alexander Mogilny (Buffalo) and Teemu Selanne (Winnipeg) each achieved the feat. Ovechkin's hat trick came in the final seven minutes of regulation, making him one of 13 players in NHL history to accomplish the feat and the first since Washington's own Peter Bondra on March 26, 1996 against the New York Islanders. Additionally, Ovechkin recorded the fourth-quickest hat trick in franchise history and the quickest since Bondra's on March 26, 1996 (4:21). Ovechkin's third goal marked his 40th of the season, where he became the first player to reach the mark this season, the ninth time in his career he was the first player to reach the mark, extending his NHL record. Ovechkin's 11 40-goal seasons are the second-most in NHL history, only trailing Wayne Gretzky's 12, and he is the only player in NHL history to record 11 40-goal seasons with one team.

FEB. 22: OVECHKIN JOINS EXCLUSIVE 700-GOAL CLUB

The Capitals fell to the New Jersey Devils 3-2 at Prudential Center, but the game will go down in Capitals history despite the result. With a goal in the game, Alex Ovechkin became the eighth player in NHL history to reach the 700-goal milestone. Ovechkin became both the second-youngest and second-fastest player to join the NHL's 700-goal club. The only player to reach the 700-goal mark at a younger age or in fewer games than Ovechkin (age 34, 1,144 games) is all-time goals leader Wayne Gretzky (age 29, 886 games). Additionally, Ovechkin joined Gordie Howe (786g with Detroit) as the second player to score at least 700 goals with one NHL franchise.

FEB. 23: CARLSON SURPASSES JOHANSSON

The Capitals faced the Pittsburgh Penguins at Capital One Arena on the tail end of a back-to-back, looking to end a 0-3-1 skid. Down 2-1 after the second period, the Capitals scored four third-period goals to secure a 5-3 win. Carl Hagelin scored two goals in the game, his first multi-goal game as a Capital. With an assist on one of Hagelin's goals, John Carlson recorded his 475th career point, passing Calle Johansson for the most points by a Capitals defenseman. The Capitals also took over the top spot in the Metropolitan Division with the win.



2019-20 Individual Statistics

Players	GP	G	A	P	+/-	PIM	PPG	SH	GW	OT	S	S%	TOI/G	Sft/G	FO%
John Carlson	69	15	60	75	12	26	2	0	6	0	189	7.9	24:38	25.7	0.0
Alex Ovechkin	68	48	19	67	-12	30	13	0	3	1	311	15.4	20:40	20.4	100.0
Nicklas Backstrom	61	12	42	54	-1	14	2	0	0	0	132	9.1	19:01	21.0	49.2
Jakub Vrana	69	25	27	52	3	18	1	0	6	1	187	13.4	14:53	17.9	54.5
Evgeny Kuznetsov	63	19	33	52	-2	40	6	0	0	0	129	14.7	17:51	19.7	43.3
T.J. Oshie	69	26	23	49	4	26	10	0	4	1	133	19.6	18:18	19.8	50.0
Tom Wilson	68	21	23	44	-3	93	5	1	5	1	154	13.6	18:16	22.3	31.6
Lars Eller	69	16	23	39	3	48	2	1	1	1	151	10.6	17:01	21.0	51.9
Dmitry Orlov	69	4	23	27	5	36	1	0	2	1	105	3.8	22:10	24.0	0.0
Carl Hagelin	58	8	17	25	12	16	0	1	2	0	107	7.5	14:19	18.9	46.4
Richard Panik	59	9	13	22	16	36	0	0	1	0	67	13.4	11:20	14.8	57.9
Michal Kempny	58	3	15	18	19	22	0	0	0	0	73	4.1	18:38	21.9	0.0
Garnet Hathaway	66	9	7	16	6	79	0	0	1	0	80	11.3	10:47	14.7	31.0
Nic Dowd	56	7	8	15	11	28	0	3	1	0	52	13.9	10:50	15.4	49.7
Radko Gudas	63	2	13	15	15	40	0	0	1	0	90	2.2	16:44	19.7	0.0
Brendan Leipsic	61	3	8	11	3	13	0	0	1	0	49	6.1	9:10	12.6	42.9
Travis Boyd	24	3	7	10	9	2	0	0	0	0	26	11.5	11:45	14.4	42.0
Jonas Siegenthaler	64	2	7	9	11	43	0	0	1	0	49	4.1	15:44	19.5	0.0
Nick Jensen	68	0	8	8	1	13	0	0	0	0	61	0.0	17:49	21.2	0.0
Chandler Stephenson	24	3	1	4	5	6	0	0	2	0	18	16.7	11:50	15.8	50.3
Ilya Kovalchuk	7	1	3	4	0	4	0	0	0	0	18	5.6	14:40	17.7	0.0
Martin Fehervary	6	0	1	1	-2	6	0	0	0	0	7	0.0	15:59	21.7	0.0
Michael Sgarbossa	2	0	0	0	0	0	0	0	0	0	1	0.0	8:07	10.5	50.0
Brenden Dillon	10	0	0	0	-2	21	0	0	0	0	10	0.0	20:02	25.5	0.0
Beck Malenstyn	3	0	0	0	-1	0	0	0	0	0	4	0.0	9:16	12.3	0.0
Christian Djoos	2	0	0	0	1	0	0	0	0	0	1	0.0	8:57	12.5	0.0
Tyler Lewington	6	0	0	0	-2	17	0	0	0	0	2	0.0	10:10	13.3	0.0
Goaltenders	GP	GS	W	L	OT	SA	GA	GAA	Sv	Sv%	SO	G	A	PIM	MIN
Braden Holtby	48	47	25	14	6	1385	142	3.11	1243	.897	0	0	1	4	2743
Ilya Samsonov	26	22	16	6	2	689	60	2.55	629	.913	1	0	0	2	1411

2019-20 Game-by-Game Results

#	Date	Team	W-L-OT	Record	GF-GA	Scorers	W Goal	PP	PK	SF-SA	W-L Gldr.	Attend.
1	10/02/2019	@ STL	W*	01-00-00	3-2	8,9p,13	13	1-3	1-2	34-22	70 / 50	18096+
2	10/04/2019	@ NYI	W	02-00-00	2-1	13,77p	77	1-2	1-1	28-26	30 / 40	13917+
3	10/05/2019	CAR	O*	02-00-01	2-3	21,77	51	0-6	3-4	34-28	47 / 70	18573+
4	10/08/2019	DAL	O*	02-00-02	3-4	92,74,19	91	0-5	4-4	32-26	30 / 70	18573+
5	10/10/2019	@ NSH	L	02-01-02	5-6	20,8p,43s,8p,77	14	2-4	3-4	26-38	35 / 70	17386+
6	10/12/2019	@ DAL	W	03-01-02	4-1	43p,74,92p,8	74	2-5	6-6	25-25	30 / 35	18532+
7	10/14/2019	COL	L	03-02-02	3-6	20,77,8	96	0-2	3-4	32-25	31 / 30	18573+
8	10/16/2019	TOR	W	04-02-02	4-3	13,92,19,74p	74	1-5	1-1	32-32	30 / 30	18573+
9	10/18/2019	NYR	W	05-02-02	5-2	77p,6,26,77p,21	26	2-4	3-4	34-28	70 / 30	18573+
10	10/20/2019	@ CHI	W	06-02-02	5-3	77p,26s,8,43,20	43	1-1	5-5	30-44	70 / 50	21187+
11	10/22/2019	@ CGY	W	07-02-02	5-3	74,18,8,43,74	43	0-3	3-4	30-35	70 / 39	18002
12	10/24/2019	@ EDM	O*	07-02-03	3-4	13,8,8p	29	1-2	2-2	28-40	19 / 70	17144
13	10/25/2019	@ VAN	W**	08-02-03	6-5	92,92,20s,6,6	19	0-2	4-5	29-34	30 / 25	18871+
14	10/29/2019	@ TOR	W*	09-02-03	4-3	74,74p,8,8p	8	2-7	7-8	33-31	70 / 31	19258+
15	11/01/2019	BUF	W	10-02-03	6-1	13,18,13,28,43,77	18	0-1	2-2	34-30	70 / 35	18573+
16	11/03/2019	CGY	W	11-02-03	4-2	13,13,13,20p	13	1-2	2-2	32-27	30 / 39	18573+
17	11/07/2019	@ FLA	W*	12-02-03	5-4	74,8p,8,43,43	43	1-4	4-5	31-36	70 / 72	14085
18	11/09/2019	VGK	W	13-02-03	5-2	92,43,34,19p,19	34	1-6	3-4	34-32	70 / 29	18573+
19	11/11/2019	ARI	O**	13-02-04	3-4	92,92,77	8	0-3	2-2	34-35	32 / 30	18573+
20	11/13/2019	@ PHI	W**	14-02-04	2-1	28	92	0-3	3-4	36-31	70 / 79	18159
21	11/15/2019	MTL	L	14-03-04	2-5	8p,92	43	1-1	1-1	28-40	31 / 30	18573+
22	11/16/2019	@ BOS	W**	15-03-04	3-2	72,77	13	0-2	3-3	44-23	70 / 41	17850+
23	11/18/2019	ANA	W	16-03-04	5-2	14,8p,18,13,43	18	1-1	3-4	31-34	70 / 36	18573+
24	11/20/2019	@ NYR	L	16-04-04	1-4	92p	10	1-3	1-3	31-31	30 / 70	17239
25	11/23/2019	VAN	O**	16-04-05	1-2	13	53	0-3	4-5	33-33	25 / 70	18573+
26	11/27/2019	FLA	W	17-04-05	4-3	8,14,20,28	28	0-2	3-3	20-40	70 / 72	18573+
27	11/29/2019	TBL	W*	18-04-05	4-3	92p,13,8p,9	9	2-2	3-4	35-30	70 / 88	18573+
28	11/30/2019	@ DET	W	19-04-05	5-2	77p,8,43,8,8	43	1-3	3-4	34-27	30 / 45	19190
29	12/03/2019	@ SJS	W	20-04-05	5-2	21,13,74,21,13	74	0-2	0-0	28-25	70 / 31	15762
30	12/04/2019	@ LAK	W	21-04-05	3-1	74,74,43	74	0-2	3-3	22-23	30 / 32	16102
31	12/06/2019	@ ANA	W	22-04-05	3-2	72,92p,13	13	1-3	3-3	36-29	70 / 30	15945
32	12/09/2019	CBJ	L	22-05-05	2-5	8,19	20	0-3	5-5	39-38	70 / 70	18573+
33	12/11/2019	BOS	W	23-05-05	3-2	77p,77,74	74	1-3	5-5	25-32	70 / 41	18573+
34	12/14/2019	@ TBL	W	24-05-05	5-2	19,20,21,77,43	21	0-2	4-5	34-28	30 / 88	19092+
35	12/16/2019	@ CBJ	L	24-06-05	0-3		50	0-4	2-2	30-21	70 / 70	16602
36	12/20/2019	@ NJD	W	25-06-05	6-3	8,19,19,74,34,14	74	0-1	2-3	29-27	30 / 29	15021
37	12/21/2019	TBL	W	26-06-05	3-1	33,9,26s	9	0-3	7-7	35-27	70 / 35	18573+
38	12/23/2019	@ BOS	L	26-07-05	3-7	8,20,21	37	0-5	4-6	42-17	40 / 70	17850+
39	12/27/2019	CBJ	W*	27-07-05	2-1	62,77p	77	1-5	2-2	36-28	30 / 70	18573+
40	12/28/2019	@ CAR	L	27-08-05	4-6	26,8p,92p,14	88	2-5	2-3	29-29	34 / 70	18680+
41	12/31/2019	NYI	L	27-09-05	3-4	92,43,92	14	0-2	2-2	39-22	40 / 70	18573+

* Overtime

** Shootout

s Shorthanded goal

p Power-play goal

ps Penalty shot

e Empty net goal

+ Sellout

2019-20 Game-by-Game Results

#	Date	Team	W-L-OT	Record	GF-GA	Scorers	W Goal	PP	PK	SF-SA	W-L Gtldr.	Attend.
42	01/03/2020	@ CAR	W	28-09-05	4-3	14,92p,20p,13	13	2-4	4-6	29-41	30 / 34	18680+
43	01/05/2020	SJS	W*	29-09-05	5-4	26,13,13,77,20	20	0-2	2-4	29-29	70 / 31	18573+
44	01/07/2020	OTT	W	30-09-05	6-1	77,33,8,77,20,8	33	0-0	1-1	41-27	30 / 41	18573+
45	01/08/2020	@ PHI	L	30-10-05	2-3	19,13	13	0-5	2-2	28-27	79 / 70	18595
46	01/11/2020	NJD	L	30-11-05	1-5	13p	97	1-5	1-1	34-22	70 / 70	18573+
47	01/13/2020	CAR	W	31-11-05	2-0	8,8p	8	1-6	3-3	30-23	30 / 34	18573+
48	01/16/2020	NJD	W	32-11-05	5-2	8p,8,62,13,8	62	1-5	4-4	38-34	30 / 35	18573+
49	01/18/2020	@ NYI	W	33-11-05	6-4	8,62,8,43,13,8	13	0-4	3-4	30-29	30 / 40	13917+
50	01/27/2020	@ MTL	W	34-11-05	4-2	43p,72,13,19	13	1-3	3-3	40-33	70 / 31	21302+
51	01/29/2020	NSH	L	34-12-05	4-5	14,8,14,43p	7	1-5	3-4	33-24	74 / 70	18573+
52	01/31/2020	@ OTT	W	35-12-05	5-3	77,92,8,62s,8p	62	1-5	2-3	37-28	30 / 35	14279
53	02/02/2020	PIT	L	35-13-05	3-4	20,92,20	13	0-3	6-6	32-33	30 / 30	18573+
54	02/04/2020	LAK	W	36-13-05	4-2	74,8,8,8	8	0-1	2-2	24-31	70 / 32	18573+
55	02/08/2020	PHI	L	36-14-05	2-7	77p,92	14	1-4	3-5	27-26	37 / 70	18573+
56	02/10/2020	NYI	L	36-15-05	3-5	74,20,77p	47	1-3	2-2	29-32	1 / 30	18573+
57	02/13/2020	@ COL	W	37-15-05	3-2	19p,43p,77	77	2-5	3-4	38-34	70 / 31	18146+
58	02/15/2020	@ ARI	L	37-16-05	1-3	62	81	0-3	2-3	37-30	32 / 70	17139+
59	02/17/2020	@ VGK	L	37-17-05	2-3	77,77p	67	1-3	2-2	27-29	29 / 70	18399+
60	02/20/2020	MTL	O*	37-17-06	3-4	8,20,43	8	0-1	1-1	32-32	31 / 70	18573+
61	02/22/2020	@ NJD	L	37-18-06	2-3	43p,8	28	1-6	1-3	35-29	29 / 30	16514+
62	02/23/2020	PIT	W	38-18-06	5-3	13,43,62,77,62	77	0-1	3-3	23-35	70 / 30	18573+
63	02/25/2020	WPG	W**	39-18-06	4-3	8,13,21	8	0-1	3-3	37-33	70 / 30	18573+
64	02/27/2020	@ WPG	L	39-19-06	0-3		7	0-3	3-3	34-32	37 / 30	15325+
65	03/01/2020	@ MIN	W	40-19-06	4-3	8p,14,8,43	43	1-2	2-4	30-40	70 / 32	17388
66	03/04/2020	PHI	L	40-20-06	2-5	20,21	18	0-5	4-5	27-29	37 / 70	18573+
67	03/05/2020	@ NYR	O*	40-20-07	5-6	62,17,21,8,8	93	0-2	4-6	34-39	40 / 30	17277
68	03/07/2020	@ PIT	W	41-20-07	5-2	26,19,14,26s,77	14	0-1	4-5	28-28	70 / 30	18656+
69	03/09/2020	@ BUF	O**	41-20-08	2-3	8,9	95	0-1	2-3	35-26	35 / 70	16539

* Overtime

** Shootout

s Shorthanded goal

p Power-play goal

ps Penalty shot

e Empty net goal

+ Sellout



2019-20 Results

GOALS BY PERIOD

	1	2	3	OT	T	Avg
Washington Capitals:	64	71	95	6	236	(3.4 avg.)
Opponents:	65	68	74	5	212	(3.1 avg.)

SHOTS BY PERIOD

	1	2	3	OT	T	Avg
Washington Capitals:	711	712	734	49	2206	(32.0 avg.)
Opponents:	679	698	673	34	2084	(30.2 avg.)

POWER PLAY

	G	Att	%
Overall:	42	216	19.4 (17th NHL)
Home:	17	101	16.8 (23rd NHL)
Road:	25	115	21.7 (10th NHL)

9 SHORT HANDED GOALS ALLOWED (T-26th NHL)

PENALTY KILLING

	G	Att	%
Overall:	42	241	82.6 (6th NHL)
Home:	13	109	88.1 (1st NHL)
Road:	29	132	78.0 (23rd NHL)

6 SHORT HANDED GOALS SCORED (T-10th NHL)

PENALTIES

GP	Min	Avg./Rank
69	699	10:07 (27th NHL)



2019-20 Home and Road Statistics

HOME					ROAD				
Player	G	A	P	+/-	Player	G	A	P	+/-
John Carlson	5	26	31	-8	John Carlson	10	34	44	20
Alex Ovechkin	19	10	29	-9	Alex Ovechkin	29	9	38	-3
Jakub Vrana	15	12	27	3	Nicklas Backstrom	7	20	27	-1
Evgeny Kuznetsov	11	16	27	0	Jakub Vrana	10	15	25	0
Nicklas Backstrom	5	22	27	0	Evgeny Kuznetsov	8	17	25	-2
T.J. Oshie	15	11	26	7	Tom Wilson	14	9	23	-2
Tom Wilson	7	14	21	-1	T.J. Oshie	11	12	23	-3
Lars Eller	10	7	17	2	Lars Eller	6	16	22	1
Carl Hagelin	4	8	12	4	Dmitry Orlov	2	13	15	-2
Dmitry Orlov	2	10	12	7	Carl Hagelin	4	9	13	8
Richard Panik	4	7	11	6	Richard Panik	5	6	11	10
Michal Kempny	1	8	9	2	Garnet Hathaway	5	5	10	8
Radko Gudas	2	5	7	7	Nic Dowd	4	6	10	9
Garnet Hathaway	4	2	6	-2	Michal Kempny	2	7	9	17
Jonas Siegenthaler	1	5	6	2	Radko Gudas	0	8	8	8
Nic Dowd	3	2	5	2	Brendan Leipsic	1	5	6	4
Brendan Leipsic	2	3	5	-1	Nick Jensen	0	6	6	-7
Travis Boyd	0	5	5	3	Travis Boyd	3	2	5	6
Chandler Stephenson	2	0	2	3	Ilya Kovalchuk	1	3	4	2
Nick Jensen	0	2	2	8	Jonas Siegenthaler	1	2	3	9
Martin Fehervary	0	1	1	-3	Chandler Stephenson	1	1	2	2
Michael Sgarbossa	0	0	0	0	Christian Djoos	0	0	0	0
Tyler Lewington	0	0	0	-2	Tyler Lewington	0	0	0	0
Christian Djoos	0	0	0	1	Brenden Dillon	0	0	0	-1
Beck Malenstyn	0	0	0	-1	Martin Fehervary	0	0	0	1
Brenden Dillon	0	0	0	-1	Beck Malenstyn	0	0	0	0
Ilya Kovalchuk	0	0	0	-2	Michael Sgarbossa	0	0	0	0

2019-20 Situational Statistics

GOALS BY PERIOD

	1st	2nd	3rd	OT
Nicklas Backstrom	4	3	5	-
Travis Boyd	2	1	-	-
John Carlson	6	6	3	-
Brenden Dillon	-	-	-	-
Nic Dowd	1	4	2	-
Lars Eller	3	3	9	1
Martin Fehervary	-	-	-	-
Radko Gudas	-	2	-	-
Carl Hagelin	1	2	5	-
Garnet Hathaway	2	4	3	-
Braden Holtby	-	-	-	-
Nick Jensen	-	-	-	-
Michal Kempny	1	-	2	-
Ilya Kovalchuk	-	1	-	-
Evgeny Kuznetsov	5	7	7	-
Brendan Leipsic	2	-	1	-
Dmitry Orlov	-	1	2	1
T.J. Oshie	4	8	13	1
Alex Ovechkin	13	13	21	1
Richard Panik	4	3	2	-
Ilya Samsonov	-	-	-	-
Jonas Siegenthaler	-	1	1	-
Chandler Stephenson	1	2	-	-
Jakub Vrana	11	6	7	1
Tom Wilson	4	4	12	1
Total	64	71	95	6

SITUATIONAL GOALS

	For	Against
5 on 5:	157	142
5 on 4:	36	9
5 on 3:	4	0
4 on 4:	5	1
4 on 3:	1	0
3 on 3:	4	5
3 on 4:	0	0
3 on 5:	0	3
4 on 5:	5	39
Empty Net:	16	10
Penalty Shots:	0	0
Total:	236	212

Quickest back-to-back goals scored: 0:11, 10/16/19 vs. TOR

Quickest back-to-back goals scored, one player: 0:40, Alex Ovechkin, 11/30/19 at DET

Quickest back-to-back goals allowed: 0:14, 2/8/20 vs. PHI

Fastest goal to start a game: 0:25, John Carlson, 11/7/19 at FLA

Fastest goal allowed to start a game: 0:40, Andreas Johnsson, 10/29/19 at TOR

Fastest goal to start a period: 0:16, Carl Hagelin, 1/17/20 vs. NJD, 2nd

Fastest goal allowed to start a period: 0:08, Warren Foegele, 12/28/19 at CAR, 2nd

Fastest goal after an opponent's goal: 0:10, Alex Ovechkin, 10/22/19 at CGY, 2nd

5-on-3 PP Goals/Opp.: 4-10/5:22

5-on-3 PK Kill/Opp.: 7-11/7:23

4-on-4 Goals/Opp.: 5-42/56:30

4-on-3 PP Goals/Opp.: 1-9/11:08

4-on-3 PK Kill/Opp.: 2-2/2:23

3-on-3 Goals/Opp.: 4-20/44:37

2019-20 Situational Statistics

Last 10 Games:	4 - 3 - 3	Outshooting opponent:	25-12-3	Playing on a Monday:	3-6-2
1-Goal Games:	18 - 7 - 8	Outshot by opponent:	12-6-3	Playing on a Tuesday:	6-1-1
2-Goal Games:	11 - 3	Even shots:	4-2-2	Playing on a Wednesday:	6-4-0
3-Goal Games:	12 - 10			Playing on a Thursday:	3-2-3
Scoring first:	24 - 4 - 5	Washington has 10-19 shots on net:	0-0-0	Playing on a Friday:	10-1-0
Opponent scoring first:	17 - 16 - 3	Washington has 20-29 shots on net:	13-8-1	Playing on a Saturday:	8-5-2
Leading after 1 period:	20 - 1 - 2	Washington has 30-39 shots on net:	25-11-7	Playing on a Sunday:	5-1-0
Trailing after 1 period:	11 - 12 - 3	Washington has 40+ shots on net:	3-1-0		
Tied after 1 period:	10 - 7 - 3			Record in first of back-to-back games:	6-3-1
Leading after 2 periods:	27 - 2 - 3	Opponent has 10-19 shots on net:	0-1-0	Record in second of back-to-back games:	6-2-2
Trailing after 2 periods:	9 - 17 - 2	Opponent has 20-29 shots on net:	20-11-3	Record in second following a win:	3-2-1
Tied after 2 periods:	5 - 1 - 3	Opponent has 30-39 shots on net:	17-7-4	Record in second following a loss:	3-0-1
		Opponent has 40+ shots on net:	4-1-1		
OT Record - This Season:	10 - 8			At night:	36-16-7
Shootout:	4 - 3	Washington has more penalties than opponent:	25-5-3	Afternoon (before 6 p.m.):	5-4-1
		Opponent has more penalties:	11-8-3		
SCORING FIVE OR MORE GOALS	19-1-0	Penalties are even:	5-7-2	vs. Atlantic:	14 - 2 - 2
SCORING FOUR GOALS	10-2-1			vs. Metropolitan:	11 - 12 - 2
SCORING THREE GOALS	7-5-4	Washington scores on the power play:	23-10-1	vs. EASTERN CONFERENCE:	25 - 14 - 4
SCORING TWO GOALS	4-7-2	Opponent scores on the power play:	19-10-4	vs. Central:	6 - 4 - 1
SCORING ONE GOAL	1-3-1	Washington fails to score on the power play:	18-10-7	vs. Pacific:	10 - 2 - 3
NOT SCORING (not incl. shootout)	0-2-0	Opponent fails to score on the power play:	22-10-4	vs. WESTERN CONFERENCE:	16 - 6 - 4
ALLOWING FIVE OR MORE GOALS	1-11-1	October:	9-2-3		
ALLOWING FOUR GOALS	3-3-3	November:	10-2-2		
ALLOWING THREE GOALS	12-6-2	December:	8-5-0		
ALLOWING TWO GOALS	16-0-1	January:	8-3-0		
ALLOWING ONE GOAL	8-0-1	February:	4-7-1		
NOT ALLOWING A GOAL (not incl. shootout)	1-0-0	March:	2-1-2		

SCORING BY MONTH

PLAYER	OCT.	NOV.	DEC.	JAN.	FEB.	MARCH
Nicklas Backstrom	2-10-12	2-4-6	4-8-12	2-8-10	1-9-10	1-3-4
Travis Boyd	0-1-1	1-5-6	1-0-1	1-0-1	0-1-1	
John Carlson	7-16-23	1-13-14	5-8-13	0-12-12	2-8-10	0-3-3
Brenden Dillon	-	-	-	-	0-0-0	0-0-0
Nic Dowd	2-1-3	0-1-1	2-3-5	1-0-1	0-1-1	2-2-4
Lars Eller	4-6-10	2-2-4	2-5-7	3-6-9	4-3-7	1-1-2
Martin Fehervary	0-0-0	-	-	-	0-1-1	-
Radko Gudas	0-4-4	0-3-3	1-4-5	1-1-2	0-1-1	-
Carl Hagelin	0-5-5	0-0-0	1-3-4	3-2-5	3-4-7	1-3-4
Garnet Hathaway	2-4-6	0-1-1	4-1-5	0-0-0	1-0-1	2-1-3
Braden Holtby	0-0-0	0-0-0	0-0-0	0-1-1	0-0-0	0-0-0
Nick Jensen	0-2-2	0-0-0	0-0-0	0-1-1	0-3-3	0-2-2
Michal Kempny	3-2-5	0-6-6	0-2-2	0-3-3	0-1-1	0-1-1
Ilya Kovalchuk	-	-	-	-	0-0-0	1-3-4
Evgeny Kuznetsov	5-4-9	6-13-19	4-5-9	2-5-7	2-3-5	0-3-3
Brendan Leipsic	0-3-3	3-2-5	0-1-1	0-2-2	0-0-0	-
Dmitry Orlov	1-5-6	1-3-4	1-8-9	0-4-4	0-3-3	1-0-1
T.J. Oshie	7-4-11	4-5-9	4-4-8	4-5-9	6-4-10	1-1-2
Alex Ovechkin	11-7-18	9-4-13	4-4-8	13-2-15	6-0-6	5-2-7
Richard Panik	0-0-0	2-0-2	2-2-4	3-3-6	0-4-4	2-4-6
Ilya Samsonov	0-0-0	0-0-0	0-0-0	0-0-0	0-0-0	-
Jonas Siegenthaler	0-2-2	1-2-3	1-2-3	0-1-1	0-0-0	0-0-0
Chandler Stephenson	1-1-2	2-0-2	-	-	-	-
Jakub Vrana	4-5-9	8-6-14	3-5-8	8-5-13	2-5-7	0-1-1
Tom Wilson	4-3-7	6-6-12	3-5-8	3-7-10	4-0-4	1-2-3

2019-20 Statistics & Notes

CAPITALS MULTIPLE GAMES

	Goals			Assists			Points			Total
	2	3+	Total	2	3+	Total	2	3	4	
Nicklas Backstrom	2	-	2	5	1	6	10	1	1	12
Travis Boyd	-	-	-	1	-	1	1	-	-	1
John Carlson	3	-	3	13	3	16	17	7	-	24
Brenden Dillon	-	-	-	-	-	-	-	-	-	-
Nic Dowd	1	-	1	1	-	1	1	1	-	2
Lars Eller	1	-	1	2	-	2	7	-	-	7
Martin Fehervary	-	-	-	-	-	-	-	-	-	-
Radko Gudas	-	-	-	-	-	-	-	-	-	-
Carl Hagelin	1	-	1	1	-	1	2	-	-	2
Garnet Hathaway	1	-	1	-	-	-	1	-	-	1
Braden Holtby	-	-	-	-	-	-	-	-	-	-
Michal Kempny	1	-	1	-	1	1	1	1	-	2
Ilya Kovalchuk	-	-	-	1	-	1	-	1	-	1
Evgeny Kuznetsov	3	-	3	3	2	5	9	2	-	11
Nick Jensen	-	-	-	-	-	-	-	-	-	-
Brendan Leipsic	-	-	-	-	-	-	1	-	-	1
Dmitry Orlov	-	-	-	1	-	1	3	-	-	3
T.J. Oshie	4	-	4	1	1	2	9	1	-	10
Alex Ovechkin	10	4	14	1	-	1	11	5	2	18
Richard Panik	1	-	1	1	-	1	3	-	-	3
Ilya Samsonov	-	-	-	-	-	-	-	-	-	-
Jonas Siegenthaler	-	-	-	1	-	1	1	-	-	1
Chandler Stephenson	-	-	-	-	-	-	-	-	-	-
Jakub Vrana	3	1	4	3	-	3	10	1	-	11
Tom Wilson	1	-	1	4	-	4	6	1	-	7
Total	32	5	37	39	8	47	94	21	3	118

CAPITALS THREE STAR

	1st	2nd	3rd	Selections	Points (5, 3, 1)
Nicklas Backstrom	1	1	3	5	11
Travis Boyd	-	-	-	-	-
John Carlson	3	5	4	12	34
Brenden Dillon	-	-	-	-	-
Nic Dowd	1	-	-	1	5
Lars Eller	1	2	-	3	11
Martin Fehervary	-	-	-	-	-
Radko Gudas	-	-	-	-	-
Carl Hagelin	-	1	-	1	3
Garnet Hathaway	1	1	1	3	7
Braden Holtby	2	4	3	9	25
Nick Jensen	-	-	-	-	-
Michal Kempny	-	-	2	2	2
Ilya Kovalchuk	-	-	-	-	-
Evgeny Kuznetsov	3	5	1	9	31
Brendan Leipsic	-	1	1	2	4
Dmitry Orlov	2	1	-	3	13
T.J. Oshie	5	2	4	11	35
Alex Ovechkin	9	3	9	21	63
Richard Panik	-	2	1	3	7
Ilya Samsonov	4	3	2	9	31
Jonas Siegenthaler	-	2	-	2	6
Chandler Stephenson	-	-	1	1	1
Jakub Vrana	4	4	4	12	36
Tom Wilson	2	2	3	8	19

RECORD WITH A

	GOAL	ASSIST	POINT
NICK JENSEN	0-0-0	5-2-1	5-2-1
BRENDEN DILLON	0-0-0	0-0-0	0-0-0
MICHAL KEMPNY	2-0-0	9-2-2	11-2-2
ALEX OVECHKIN	19-8-4	11-4-3	24-9-6
DMITRY ORLOV	3-0-1	16-6-0	17-6-1
JAKUB VRANA	16-2-2	17-4-3	30-6-4
RICHARD PANIK	6-2-0	7-3-2	12-5-2
ILYA KOVALCHUK	0-0-1	1-0-1	1-0-1
CHANDLER STEPHENSON	3-0-0	0-1-0	3-1-0
NICKLAS BACKSTROM	7-2-1	23-9-3	26-10-3
LARS ELLER	8-6-1	17-2-2	21-8-3
GARNET HATHAWAY	4-2-2	5-2-0	9-4-2
NIC DOWD	5-1-0	6-1-0	10-2-0
BRENDAN LEIPSIC	3-0-0	7-0-1	9-0-1
RADKO GUDAS	2-0-0	9-3-1	11-3-1
JONAS SIEGENTHALER	2-0-0	3-1-2	5-1-2
MARTIN FEHERVARY	0-0-0	0-1-0	0-1-0
TOM WILSON	15-4-1	11-4-4	23-8-5
CARL HAGELIN	5-1-1	10-5-1	15-6-2
TRAVIS BOYD	3-0-0	5-1-0	8-1-0
JOHN CARLSON	10-1-1	27-10-4	30-10-4
T.J. OSHIE	15-5-2	18-2-0	28-6-2
TYLER LEWINGTON	0-0-0	0-0-0	0-0-0
EVGENY KUZNETSOV	8-6-2	19-5-2	24-11-4
BRADEN HOLTBY	0-0-0	1-0-0	1-0-0
ILYA SAMSONOV	0-0-0	0-0-0	0-0-0

2019-20 Highs, Lows & Streaks

TEAM

Most goals, game: 6 – four times, m.r. 1/18/20 at NYI
 Most goals, period: 5 – 1/18/20 at NYI
 Most goals allowed, game: 7 – twice, m.r. 2/8/20 vs. PHI
 Most goals allowed, period: 4 – four times, m.r. 12/23/19 at BOS
 Most shots, game: 44 – 11/16/19 at BOS
 Most shots, period: 19 – 2/13/20 at COL
 Most shots allowed, game: 44 – 10/20/19 at CHI
 Most shots allowed, period: 20 – 12/9/19 vs. CBJ
 Fewest shots, game: 20 – 11/27/19 vs. FLA
 Fewest shots, period (regulation): 4 – twice, m.r. 12/4/19 at LA
 Fewest shots allowed, game: 17 – 12/23/19 at BOS
 Fewest shots allowed, period (regulation): 2 – twice, m.r. 12/23/19 at BOS
 Most power-play goals, game: 2 – eight times, m.r. 2/13/20 at COL
 Most power-play goals allowed, game: 2 – seven times, m.r. 3/5/20 at NYR
 Most shorthanded goals, game: 1 – six times, m.r. 3/7/20 at PIT
 Most shorthanded goals allowed, game: 1 – nine times, m.r. 1/31/20 at OTT
 Largest margin of victory: 5 – twice, m.r. 1/7/20 vs. OTT
 Largest margin of defeat: 5 – 2/8/20 vs. PHI
 Longest winning streak: 6 – twice, m.r. 11/27/19-12/6/19: 6-0-0
 Longest home winning streak: 5 – 10/16/19 – 11/9/19: 5-0-0
 Longest road winning streak: 5 – twice, m.r. 11/30/19-12/14/19: 5-0-0
 Longest losing streak: 2 – four times, m.r. 2/15/20-2/17/20: 0-2-0
 Longest home losing streak: 2 – twice, m.r. 2/8/20-2/10/20: 0-2-0
 Longest road losing streak: 4 – 2/15/20-2/27/20: 0-4-0
 Largest deficit overcome in a win: 4 – 10/25/19 at VAN
 Largest deficit overcome in an OT or SO loss: 3, 11/11/19 vs. ARI
 Largest lead surrendered in a regulation loss: 2, 10/10/19 at NSH
 Largest lead surrendered in an OT or SO loss: 2, twice, m.r. 10/24 at EDM

INDIVIDUAL

Most goals, game: 3 – Jakub Vrana, 11/3/19 vs. CGY
 Alex Ovechkin, four times, m.r. 2/4/20 vs. LA
 Most goals, period: 3 –
 Alex Ovechkin, 2/4/20 vs. LA
 Most assists, game: 3 –
 John Carlson, three times, m.r. 11/18/19 vs. ANA
 Nicklas Backstrom, 10/29/19 at TOR
 Michal Kempny, 11/1/19 vs. BUF
 Evgeny Kuznetsov, twice, m.r., 11/30/19 at DET
 T.J. Oshie, 11/29/19 vs. TB
 Most points, game: 4 –
 Alex Ovechkin, twice, m.r., 11/30/19 at DET
 Nicklas Backstrom, 12/20/19 at NJD
 Most power-play goals, game: 2, twice, m.r. T.J. Oshie, 10/18/19 vs. NYR
 Most shorthanded goals, game: 1, six times, m.r. Nic Dowd, 3/7/20 at PIT
 Most penalty minutes, game: 17 – Tyler Lewington, 10/14/19 vs. COL
 Most saves, game: 41 – Braden Holtby, 10/20/19 at CHI
 Most saves, period: 19 – Braden Holtby, 12/9/19 vs. CBJ
 Most ice time, game: 29:28, Dmitry Orlov, 11/16/19 at BOS
 Most shots on goal, game: 11 – Alex Ovechkin: 1/31/20 at OTT
 Most face-off wins, game: 15, Nicklas Backstrom, 12/16/19 at CBJ
 Most face-offs taken, game: 29, Nicklas Backstrom, 2/13/20 at COL
 Most hits, game: 13, Tom Wilson, 2/2/20 vs. PIT
 Most blocked shots, game: 5, five times, m.r. T.J. Oshie, 2/25/20 vs. WPG
 Longest point streak: 9 games –
 John Carlson: 10/8/19 – 10/24/19: 5g, 13a
 Alex Ovechkin: 10/8/19 – 10/24/19: 8g, 5a
 Jakub Vrana: 1/3/20 – 1/27/20: 8g, 3a
 Longest goal streak: 5 games –
 Alex Ovechkin, 1/13/20 – 1/31/20: 11 goals
 Longest assist streak: 8 games –
 John Carlson: 11/4/19 – 11/20/19: 12 assists



2019-20 Shootouts & Penalty Shots

SHOOTOUTS

Date	Shootout Score	Rounds	Clinching Goal	Goaltender	Site
10/25/19	Washington 2 - Vancouver 1	3	Nicklas Backstrom	Ilya Samsonov	Vancouver
11/11/19	Arizona 2 - Washington 2	2	Conor Garland	Ilya Samsonov	Washington
11/13/19	Washington 2 - Philadelphia 1	3	Evgeny Kuznetsov	Braden Holtby	Philadelphia
11/16/19	Washington 2 - Boston 1	5	Jakub Vrana	Braden Holtby	Boston
11/23/19	Vancouver 1 - Washington 0	7	Bo Horvat	Braden Holtby	Washington
2/25/20	Washington 3 - Winnipeg 2	5	Alex Ovechkin	Braden Holtby	Washington
3/9/20	Buffalo 2 - Washington 1	7	Dominik Kahun	Braden Holtby	Buffalo

Player	Goals/Shots	Pct.	GDG
Nicklas Backstrom	3 / 4	75.0	1
Ilya Kovalchuk	2 / 4	50.0	1
T.J. Oshie	3 / 7	42.9	0
Jakub Vrana	1 / 3	33.3	1
Evgeny Kuznetsov	2 / 7	28.6	1
Alex Ovechkin	1 / 4	25.0	1
Lars Eller	0 / 1	0.0	0
John Carlson	0 / 1	0.0	0
Dmitry Orlov	0 / 1	0.0	0
Richard Panik	0 / 1	0.0	0

Goaltenders

Braden Holtby	3 - 2	7/27	.741
Ilya Samsonov	1 - 1	3/5	.400

PENALTY SHOTS

Capitals

Jakub Vrana: 10/18/19 vs. NYR, stopped

Carl Hagelin: 12/20/19 at NJD, stopped

Opponents

Jared McCann: 3/7/20 at PIT, stopped

2019-20 GAME-BY-GAME STATISTICS

Date	Opp.	Jensen #3	Dillon #4	Kempny #6	Ovechkin #8	Orlov #9	Vrana #13	Panik #14
Oct 2	@ STL	0-1,0/-1 20:04			1-0,5/0 23:50	1-0,4/-1 23:31	1-0(W),5/1 17:33	0-0,0/0 14:21
Oct 4	@ NYI	0-0,0/0 18:03			0-0,2/0 20:08	0-0,1/0 22:56	1-0,3/1 14:45	0-0,1/1 14:09
Oct 5	Vs CAR	0-0,2/1 21:52			0-0,7/-1 22:53	0-0,1/1 22:12	0-1,1/0 18:02	0-0,1/0 14:55
Oct 8	Vs DAL	0-0,0/-1 20:47			0-1,6/0 23:43	0-0,1/-1 21:20	0-0,0/-1 13:59	0-0,1/1 11:29
Oct 10	@ NSH	0-0,1/-2 20:55			2-0,2/-1 19:45	0-1,3/-3 19:43	0-0,1/-1 11:15	0-0,0/0 11:50
Oct 12	@ DAL	0-0,0/0 17:31			1-0,2/0 17:11	0-0,0/-1 19:05	0-1,2/0 11:53	0-0,1/0 12:42
Oct 14	Vs COL	0-0,1/-1 15:36			1-1,6/0 21:42	0-1,2/0 23:25	0-0,1/-1 10:07	0-0,1/-1 07:28
Oct 16	Vs TOR	0-1,0/0 16:40			0-1,2/-1 21:41	0-0,0/-1 25:29	1-0,6/1 13:50	0-0,2/-2 07:52
Oct 18	Vs NYR	0-0,1/0 17:52		1-0,1/1 14:24	0-1,8/1 21:20	0-1,2/0 20:01	0-0,4/-1 12:55	INJ
Oct 20	@ CHI	0-0,0/-2 18:24		0-1,1/0 19:28	1-0,5/0 17:24	0-1,0/-1 18:59	0-0,1/-1 11:04	INJ
Oct 22	@ CGY	0-0,1/0 20:13		0-1,0/2 19:33	1-1,5/2 19:40	0-0,2/0 19:12	0-0,3/0 14:41	INJ
Oct 24	@ EDM	0-0,0/-1 14:10		0-0,0/-1 17:27	2-0,9/-2 22:39	0-0,0/-2 24:14	1-1,3/0 10:44	INJ
Oct 25	@ VAN	0-0,1/0 17:34		2-0,3/2 18:09	0-0,1/-2 20:50	0-0,2/0 22:36	0-1,3/0 17:01	INJ
Oct 29	@ TOR	0-0,1/-1 12:32		0-0,2/1 18:26	2-2(W),10/1 25:53	0-1,0/0 23:12	0-1,0/0 12:52	INJ
Nov 1	Vs BUF	0-0,3/1 16:54		0-3,1/3 20:57	0-1,2/1 18:12	0-0,1/2 21:00	2-0,8/2 16:45	INJ
Nov 3	Vs CGY	0-0,2/0 16:45		0-1,2/2 20:50	0-0,4/-2 19:15	0-0,2/-1 19:19	3-0(W),5/3 14:01	INJ
Nov 7	@ FLA	0-0,0/0 17:21		0-1,1/0 21:28	2-1,8/1 20:13	0-1,0/1 17:05	0-0,2/0 13:27	INJ
Nov 9	Vs VEG	0-0,0/1 14:16		0-0,1/0 19:04	0-0,6/1 21:21	0-1,2/2 19:20	0-2,3/1 15:36	INJ
Nov 11	Vs ARI	0-0,1/1 16:17		0-1,0/-1 21:55	0-1,7/0 25:31	0-0,2/-1 23:56	0-1,3/0 15:22	0-0,0/1 10:47
Nov 13	@ PHI	0-0,1/0 14:04		0-0,1/1 19:59	0-0,2/0 24:36	0-0,1/0 24:26	0-0,1/0 14:15	0-0,6/0 13:34
Nov 15	Vs MTL	0-0,0/-2 15:19		0-0,0/-2 20:26	1-0,6/-2 19:02	0-0,0/1 23:32	0-0,1/0 16:51	0-0,0/0 14:22
Nov 16	@ BOS	0-0,0/0 18:07		0-0,0/0 14:37	0-0,3/0 21:18	0-0,3/0 29:28	0-0,5/0 17:45	0-0,3/0 09:40
Nov 18	Vs ANA	0-0,5/0 21:37		0-0,0/1 21:10	1-0,3/0 15:59	0-0,1/2 20:21	1-0,3/1 13:08	1-0,1/1 12:21
Nov 20	@ NYR	0-0,1/-1 16:31		0-0,1/-1 17:24	0-0,1/-2 21:10	0-0,4/0 20:55	0-0,1/0 16:25	0-0,1/0 11:21
Nov 23	Vs VAN	0-0,1/0 19:23		0-0,1/0 16:26	0-0,7/0 21:30	0-0,3/0 24:37	1-0,4/1 14:53	0-0,2/0 11:10
Nov 27	Vs FLA	0-0,0/1 20:14		0-0,1/0 19:43	1-0,5/0 20:48	0-0,0/-1 23:22	0-1,2/-1 15:18	1-0,1/2 12:05
Nov 29	Vs TBL	0-0,1/1 19:18		0-0,0/0 20:06	1-0,7/-1 20:57	1-1(W),1/1 22:50	1-1,9/1 20:51	0-0,0/0 07:09
Nov 30	@ DET	0-0,0/-1 15:30		0-0,4/3 19:58	3-1,4/4 20:33	0-0,0/0 19:50	0-1,5/-1 14:05	0-0,3/0 10:32
Dec 3	@ SJS	0-0,1/0 19:33		0-1,2/2 19:46	0-0,5/0 20:10	0-1,1/1 20:59	2-0,4/1 17:17	0-0,1/1 13:22
Dec 4	@ LAK	0-0,1/-1 21:03		0-0,0/2 17:50	0-0,2/0 20:04	0-0,1/0 22:38	0-0,0/1 15:19	0-0,2/1 13:21
Dec 6	@ ANA	0-0,2/1 21:32		0-0,0/-1 19:10	0-0,5/-1 18:13	0-1,2/0 22:43	1-1(W),4/1 15:44	0-0,0/1 12:23
Dec 9	Vs CBJ	0-0,0/-2 19:08		0-0,0/-1 17:18	1-1,6/0 20:22	0-1,3/-2 19:45	0-0,4/-1 13:30	0-0,2/-2 12:50
Dec 11	Vs BOS	0-0,1/0 18:12		0-0,2/-1 19:12	0-0,0/0 18:59	0-0,3/0 22:31	0-1,2/1 13:23	0-0,2/0 09:52
Dec 14	@ TBL	0-0,2/1 17:55		0-0,1/1 21:30	0-0,3/0 16:16	0-1,3/3 21:32	0-1,2/1 13:30	0-1,0/1 08:10
Dec 16	@ CBJ	0-0,0/0 17:36		0-0,2/-3 14:18	0-0,9/-2 24:51	0-0,1/0 24:33	0-0,3/-1 18:22	0-0,1/0 08:54
Dec 20	@ NJD	0-0,0/0 19:06		0-1,4/-1 19:22	1-1,4/3 19:01	0-1,0/2 21:31	0-0,2/0 15:08	1-0,2/0 12:11
Dec 21	Vs TBL	0-0,1/0 18:46		0-0,2/0 16:23	0-0,5/-1 17:41	1-1(W),1/1 21:08	0-1,3/1 14:21	0-0,0/1 08:41
Dec 23	@ BOS	0-0,1/0 15:17		0-0,2/-1 19:22	1-0,8/-3 24:39	0-0,3/-1 16:21	0-1,1/-1 09:35	0-0,1/0 07:56
Dec 27	Vs CBJ	0-0,5/0 21:15		DNP	0-0,7/0 21:23	0-0,2/0 26:36	0-0,2/0 15:52	0-1,0/0 11:34
Dec 28	@ CAR	0-0,1/-2 13:50		DNP	1-0,4/-4 20:19	0-1,1/0 24:17	0-0,2/-2 13:37	1-0,2/1 12:18
Dec 31	Vs NYI	0-0,1/3 19:31		0-0,1/-1 12:59	0-1,3/-1 18:58	0-1,4/2 23:58	0-0,1/0 15:52	0-0,2/0 14:46
Jan 3	@ CAR	0-0,2/0 16:18		0-0,0/1 20:35	0-1,1/-1 18:34	0-1,1/0 22:09	1-0(W),4/1 12:15	1-0,2/1 10:02
Jan 5	Vs SJS	0-0,0/1 20:19		0-1,1/1 19:33	0-0,3/0 17:40	0-0,4/0 25:00	2-0,4/1 17:36	0-0,0/1 13:53
Jan 7	Vs OTT	0-0,1/2 19:35		0-1,1/0 20:56	2-0,6/3 17:15	0-1,3/4 21:24	0-1,2/1 15:18	0-1,1/1 15:59
Jan 8	@ PHI	0-0,1/-1 13:04		0-1,1/0 16:51	0-0,4/-2 20:35	0-0,2/0 22:27	1-0,2/1 17:14	0-0,0/0 11:04
Jan 11	Vs NJD	0-0,0/-1 15:37		0-0,2/-1 19:29	0-0,2/-2 21:43	0-0,0/-1 21:56	1-0,6/-2 18:48	0-0,0/-1 04:00
Jan 13	Vs CAR	0-0,3/0 16:11		0-0,1/0 20:38	2-0(W),4/1 21:39	0-0,1/0 21:18	0-1,1/0 15:42	0-0,1/0 14:26
Jan 16	Vs NJD	0-0,1/-1 17:03		0-0,2/1 20:36	3-0,5/0 17:55	0-0,4/1 18:08	1-0,1/0 16:09	0-1,1/1 13:56
Jan 18	@ NYI	0-1,0/2 16:14		0-0,0/2 20:25	3-0,3/4 23:19	0-1,1/1 21:25	1-0(W),4/1 15:51	0-1,0/-1 09:09
Jan 27	@ MTL	0-0,1/-1 20:07		0-0,2/0 20:15	DNP	0-0,0/1 21:52	1-1(W),3/-1 15:33	0-0,2/0 12:35
Jan 29	Vs NSH	0-0,0/2 17:31		0-0,0/-1 17:59	1-1,5/0 24:27	0-0,2/1 21:30	0-0,0/0 14:40	2-0,2/0 10:32
Jan 31	@ OTT	0-0,1/-1 19:04		0-0,2/3 20:34	2-0,11/0 23:00	0-1,3/-1 21:17	0-2,1/1 16:00	0-0,1/0 09:59
Feb 2	Vs PIT	0-1,1/0 16:25		0-0,3/1 21:08	0-0,4/-2 23:15	0-0,2/-1 22:17	0-1,3/0 13:20	0-1,0/1 08:10
Feb 4	Vs LAK	0-0,0/-2 12:14		0-0,3/2 23:10	3-0(W),5/3 18:11	0-0,2/-1 25:04	0-0,2/-1 11:19	0-0,3/-1 14:04
Feb 8	Vs PHI	DNP		0-0,2/-2 18:34	0-0,2/0 21:55	0-0,1/-1 21:46	0-1,2/-2 13:06	0-0,1/-1 13:35
Feb 10	Vs NYI	0-0,1/0 14:20		0-1,0/0 18:31	0-0,6/-4 21:50	0-0,0/-1 23:08	0-0,2/0 14:06	0-0,2/1 12:36
Feb 13	@ COL	0-1,1/1 17:26		0-0,0/0 17:15	0-0,7/0 25:48	0-0,1/0 23:01	0-1,10/1 15:58	0-0,0/0 12:15
Feb 15	@ ARI	0-0,1/1 17:55		0-0,4/0 19:03	0-0,8/-1 23:52	0-0,1/1 22:42	0-0,1/-2 18:09	0-1,1/1 11:28
Feb 17	@ VEG	0-0,0/-1 16:47		0-0,0/0 16:41	0-0,4/-1 21:39	0-1,3/-1 24:33	0-2,1/0 16:35	0-0,0/0 13:41
Feb 20	Vs MTL	0-0,1/0 16:12	0-0,1/2 20:22	0-0,2/1 19:44	1-0,6/0 22:31	0-0,0/-1 23:33	0-0,2/-1 16:23	0-1,1/0 12:20
Feb 22	@ NJD	0-1,1/1 17:09	0-0,1/0 13:50	0-0,1/0 17:13	1-0,3/1 23:46	0-0,1/-1 21:40	0-0,3/0 16:15	0-0,0/-1 08:48
Feb 23	Vs PIT	0-0,1/0 13:32	0-0,1/2 20:38	0-0,1/0 20:28	0-0,1/-1 19:00	0-0,1/1 22:49	1-0,2/1 17:17	0-0,1/1 11:58
Feb 25	Vs WPG	0-0,0/2 20:19	0-0,2/0 22:06	0-0,0/-1 14:44	1-0,4/1 19:53	0-2,0/1 24:14	1-0,4/0 15:35	0-1,2/1 09:02
Feb 27	@ WPG	0-0,1/0 17:03	0-0,1/-1 19:55	0-0,2/-1 16:03	0-0,4/-1 18:41	0-0,3/0 23:28	0-0,2/-1 15:57	0-0,1/0 10:27
Mar 1	@ MIN	0-0,1/0 18:01	0-0,1/2 23:00	0-0,0/0 14:07	2-1,4/2 17:18	0-0,1/-1 20:27	0-0,3/0 14:20	1-0,1/0 08:29
Mar 4	Vs PHI	0-0,1/2 22:43	0-0,0/-1 17:41	DNP	0-0,2/-2 20:38	0-0,2/0 21:10	0-0,1/-1 13:53	0-1,2/1 11:44
Mar 5	@ NYR	0-1,1/0 22:41	0-0,0/-1 22:22	0-1,1/2 14:45	2-0,5/-1 14:49	0-0,1/-1 19:17	0-0,1/0 13:18	0-2,1/2 08:57
Mar 7	@ PIT	0-1,0/2 20:11	0-0,1/-1 20:36	0-0,1/3 15:45	0-0,0/1 16:34	0-0,0/1 21:19	0-1,3/0 11:24	1-1(W),2/2 10:03
Mar 9	@ BUF	0-0,1/0 21:31	0-0,2/0 19:54	0-0,5/1 17:06	1-1,6/2 19:24	1-0,2/1 26:40	0-0,2/0 13:59	0-0,0/0 11:35

Goals-Assists-PIM/Rating

DND-Did Not Dress

INJ-Injured

SPD-Suspension

2019-20 GAME-BY-GAME STATISTICS

Date	Opp.	Kovalchuk #17	Backstrom #19	Eller #20	Hathaway #21	Dowd #26	Djoos #29	Gudas #33
Oct 2	@ STL		0-0,5/0 22:13	0-2,4/0 17:35	0-0,0/0 10:09	0-0,0/0 09:38		0-0,2/0 14:29
Oct 4	@ NYI		0-1,1/0 18:54	0-1,1/1 16:17	0-0,1/-1 11:53	0-0,0/-1 11:41		0-1,2/0 17:34
Oct 5	Vs CAR		0-0,2/-2 20:24	0-0,0/1 20:20	1-0,2/1 09:31	0-0,0/1 09:48		0-1,1/1 17:07
Oct 8	Vs DAL		1-1,3/1 21:51	0-0,2/-2 15:33	0-0,1/0 08:48	DNP		0-0,2/-1 15:12
Oct 10	@ NSH		0-1,2/-2 20:41	1-0,3/0 13:52	0-1,1/1 11:38	DNP		0-0,2/2 14:00
Oct 12	@ DAL		0-1,1/0 17:01	0-0,2/0 19:42	0-1,2/1 11:40	0-1,0/1 13:44		0-0,2/0 19:05
Oct 14	Vs COL		0-0,3/-1 21:20	1-0,3/0 14:09	0-0,1/-1 12:47	0-0,0/0 10:01		0-0,2/1 23:10
Oct 16	Vs TOR		1-1,3/0 19:17	0-0,1/0 20:08	0-1,0/1 15:37	DNP		0-0,1/1 18:33
Oct 18	Vs NYR		0-1,2/1 22:30	0-0,2/1 18:40	1-0,2/1 10:41	1-0(W),1/1 08:09		0-0,0/0 16:06
Oct 20	@ CHI		0-0,2/1 17:46	1-1,2/1 17:51	0-0,2/-1 12:58	1-0,2/0 11:44		0-0,2/1 16:32
Oct 22	@ CGY		0-1,3/2 18:07	0-1,4/0 16:31	0-0,1/0 13:08	0-0,1/0 10:29		0-1,1/1 16:50
Oct 24	@ EDM		0-0,1/-2 21:38	0-0,0/0 12:37	0-0,4/0 10:56	0-0,1/0 11:24		0-0,2/-1 18:23
Oct 25	@ VAN		0-0,1/-2 20:07	1-1,2/2 15:05	0-1,0/2 13:07	0-0,2/0 10:01		0-1,0/4 18:49
Oct 29	@ TOR		0-3,1/1 23:32	0-0,2/-1 19:43	0-0,0/0 14:12	0-0,0/0 03:34		0-0,1/0 19:01
Nov 1	Vs BUF		0-0,3/1 15:43	0-0,1/0 14:38	0-0,1/0 13:45	DNP		0-1,3/2 19:11
Nov 3	Vs CGY		0-0,3/-2 17:56	1-0,3/0 16:35	0-0,1/0 13:45	DNP		0-0,0/-1 16:49
Nov 7	@ FLA		0-1,2/1 18:20	0-0,0/-1 17:20	0-0,0/-1 12:19	DNP		0-0,1/-1 17:10
Nov 9	Vs VIK		2-0,6/1 19:22	0-0,0/1 15:16	0-0,0/0 09:22	0-0,1/1 12:09		0-0,0/1 17:57
Nov 11	Vs ARI		0-0,3/0 21:56	0-0,1/0 17:16	0-0,2/-1 09:30	0-0,0/-1 08:17		0-0,0/-1 17:09
Nov 13	@ PHI		0-0,0/0 21:43	0-0,4/0 19:36	0-0,0/1 09:25	0-1,1/1 07:07		0-0,1/0 19:44
Nov 15	Vs MTL		0-1,2/-3 18:13	0-0,6/-2 16:19	0-0,1/-2 12:24	DNP		0-0,3/0 15:58
Nov 16	@ BOS		0-1,3/1 19:15	0-0,5/0 18:08	0-0,1/0 10:21	DNP		0-0,1/-1 17:10
Nov 18	Vs ANA		0-1,2/1 14:44	0-1,4/1 16:01	0-1,0/1 09:49	INJ		0-0,2/2 18:23
Nov 20	@ NYR		DNP	0-0,3/0 20:47	DNP	INJ		0-0,1/-1 16:34
Nov 23	Vs VAN		DNP	0-1,0/1 21:48	DNP	INJ	DNP	0-0,0/1 18:06
Nov 27	Vs FLA		DNP	1-0,1/1 17:19	DNP	0-0,0/0 09:26	DNP	0-1,1/2 15:44
Nov 29	Vs TBL		DNP	0-0,3/1 21:05	0-0,1/0 10:43	0-0,0/0 10:34	DNP	0-0,0/-2 17:21
Nov 30	@ DET		DNP	0-0,4/0 16:28	0-0,2/0 16:00	0-0,1/0 14:19	DNP	0-1,1/1 19:57
Dec 3	@ SJS		DNP	0-1,0/1 17:30	2-0,3/1 13:07	0-2,2/1 11:09		0-0,0/1 14:53
Dec 4	@ LAK		DNP	0-1,1/1 16:04	0-0,2/0 11:23	0-0,0/0 11:36		0-0,1/0 15:28
Dec 6	@ ANA		DNP	0-0,4/0 17:57	0-0,0/0 08:26	0-0,1/0 12:25		0-0,0/0 15:04
Dec 9	Vs CBJ		1-1,3/1 19:13	0-0,7/0 19:00	0-0,0/-1 08:32	0-0,0/-1 08:08		0-0,2/0 16:32
Dec 11	Vs BOS		0-1,0/0 20:07	0-0,3/0 17:02	0-0,2/0 09:05	0-0,0/0 09:09		0-0,2/0 16:51
Dec 14	@ TBL		1-1,1/1 18:57	1-0,3/1 15:13	1-0(W),2/1 11:18	0-0,0/2 11:58		0-1,5/3 17:19
Dec 16	@ CBJ		0-0,3/-2 20:05	0-0,3/0 15:16	0-0,0/0 11:29	DNP		0-0,0/-2 13:27
Dec 20	@ NJD		2-2,3/3 17:35	0-1,2/0 14:19	0-0,1/1 09:45	0-1,1/1 11:12		0-1,1/1 20:19
Dec 21	Vs TBL		0-0,1/-1 17:36	0-1,3/1 17:14	0-0,3/0 10:26	1-0,3/1 11:02		1-0,3/2 16:03
Dec 23	@ BOS		0-0,4/-2 21:16	1-0,3/-2 20:55	1-0,3/1 10:26	0-0,0/1 12:50		0-1,1/1 16:47
Dec 27	Vs CBJ		0-1,3/0 19:48	0-0,3/-1 20:19	0-0,0/0 10:25	0-0,1/0 11:18	0-0,1/1 12:39	0-0,1/0 11:20
Dec 28	@ CAR		0-1,2/-3 18:07	0-1,3/-3 17:41	0-1,0/1 11:56	1-0,1/1 10:10	0-0,0/0 05:14	0-1,1/1 19:27
Dec 31	Vs NYI		0-1,4/0 18:49	0-0,0/0 15:35	0-0,1/0 10:50	DNP		0-0,3/-1 17:13
Jan 3	@ CAR		0-1,0/0 17:54	1-1,3/0 16:48	0-0,3/0 11:37	0-0,0/0 06:41	DNP	0-0,1/0 19:00
Jan 5	Vs SJS		0-1,0/0 16:36	1-1(W),2/1 15:52	0-0,2/1 10:07	1-0,2/1 10:11	DNP	0-1,2/1 13:20
Jan 7	Vs OTT		0-1,0/3 16:20	0-1,3/1 15:05	0-0,0/0 11:22	0-0,1/0 12:49	DNP	1-0(W),4/2 19:21
Jan 8	@ PHI		1-0,4/-2 17:40	0-0,2/0 18:55	0-0,3/0 10:44	0-0,1/0 12:02	DNP	0-0,2/1 17:25
Jan 11	Vs NJD		0-1,4/-2 20:04	0-0,2/-1 15:11	0-0,0/0 12:35	0-0,1/0 10:53	MIN	0-0,4/-1 17:54
Jan 13	Vs CAR		0-0,1/1 18:22	0-0,3/0 20:18	0-0,1/0 07:44	0-0,1/0 10:11	MIN	0-0,2/1 15:38
Jan 16	Vs NJD		0-2,2/0 17:12	0-1,0/1 17:26	0-0,1/0 09:53	0-0,2/0 10:28	MIN	0-0,3/3 16:26
Jan 18	@ NYI		0-1,4/3 18:12	0-0,0/-1 15:02	0-0,0/1 11:54	0-0,1/1 13:46	MIN	0-0,2/-2 17:10
Jan 27	@ MTL		1-0,3/1 16:10	0-1,6/1 16:45	0-0,3/0 12:50	0-0,1/0 12:57	MIN	0-0,2/0 15:03
Jan 29	Vs NSH		0-0,4/2 20:17	0-1,2/-2 15:57	0-0,2/-1 08:04	0-0,3/-1 10:40	MIN	0-0,1/-1 14:15
Jan 31	@ OTT		0-1,2/1 21:42	0-1,2/0 14:24	0-0,1/0 09:34	0-0,0/0 12:00	MIN	0-0,1/1 15:23
Feb 2	Vs PIT		0-0,0/-2 19:01	2-0,2/1 15:13	0-0,1/0 08:42	0-0,1/0 09:38	MIN	0-1,1/-1 17:38
Feb 4	Vs LAK		0-1,2/4 16:15	0-0,1/-1 16:08	0-0,0/0 13:06	0-0,0/0 15:51	MIN	0-0,2/0 14:56
Feb 8	Vs PHI		0-1,2/0 18:13	0-0,2/-1 17:46	0-0,0/-2 10:28	0-0,1/-1 11:58	MIN	0-0,3/-1 16:14
Feb 10	Vs NYI		0-2,2/-3 21:11	1-0,2/0 20:57	0-0,0/0 08:09	0-0,0/0 11:57	MIN	DNP
Feb 13	@ COL		1-0,2/0 23:56	0-2,0/1 16:24	0-0,1/-1 08:04	0-0,2/-1 08:44	MIN	0-0,0/0 13:56
Feb 15	@ ARI		0-0,3/-1 21:03	0-0,2/-1 16:30	0-0,1/0 10:29	0-0,3/0 09:09	MIN	0-0,1/-1 15:18
Feb 17	@ VIK		0-0,3/-1 19:57	0-0,2/0 17:21	0-0,2/-1 07:45	0-0,1/-1 10:59	MIN	0-0,2/0 17:50
Feb 20	Vs MTL		0-2,2/0 18:24	1-0,2/0 15:30	0-0,2/0 10:33	0-0,0/0 12:19	MIN	0-0,0/1 11:52
Feb 22	@ NJD		0-1,2/0 23:30	0-0,0/-1 15:04	0-0,1/0 10:40	0-0,1/0 10:16	MIN	DNP
Feb 23	Vs PIT		0-2,0/3 17:04	0-1,2/1 14:32	0-0,0/-1 07:22	0-0,0/-1 11:42	MIN	0-0,2/-1 19:01
Feb 25	Vs WPG	0-0,3/-2 14:39	0-0,1/0 15:00	0-0,1/-1 16:52	1-0,2/1 09:42	0-1,5/1 10:59		0-0,0/-1 16:34
Feb 27	@ WPG	0-0,3/-1 16:57	0-0,3/-2 17:39	0-0,4/-1 17:38	0-0,0/0 08:14	0-0,0/0 08:04		0-0,1/-1 14:31
Mar 1	@ MIN	0-1,2/1 13:11	0-1,1/0 17:01	0-0,2/1 16:41	0-0,2/-1 07:13	0-0,2/-1 10:57		DNP
Mar 4	Vs PHI	0-0,0/0 15:14	0-0,2/-3 15:19	1-0,2/0 17:18	1-0,2/1 10:19	0-1,0/1 13:08		0-0,0/-2 12:24
Mar 5	@ NYR	1-2,4/3 14:06	0-1,2/2 18:48	0-1,1/2 15:06	1-0,1/1 11:26	0-0,0/1 09:18		DNP
Mar 7	@ PIT	0-0,1/0 12:57	1-1,3/1 15:34	0-0,2/0 16:38	0-1,4/2 10:26	2-1,4/3 14:26		DNP
Mar 9	@ BUF	0-0,5/-1 15:39	0-0,0/0 17:58	0-0,1/0 15:57	0-0,2/0 10:41	0-0,0/0 11:47		DNP

Goals-Assists-PIM/Rating

DND-Did Not Dress

INJ-Injured

SPD-Suspension

2019-20 GAME-BY-GAME STATISTICS

Date	Opp.	Siegenthaler #34	Fehervary #42	Wilson #43	Malenstyn #47	Hagelin #62	Boyd #72	Carlson #74
Oct 2	@ STL	0-0,1/0 18:27	0-0,0/1 13:35	0-0,2/0 19:53		0-0,2/0 10:57	DNP	0-2,0/2 27:06
Oct 4	@ NYI	0-0,0/0 18:57	0-0,1/0 15:31	0-0,2/0 16:03		0-0,5/0 14:14	DNP	0-1,1/0 24:05
Oct 5	Vs CAR	0-0,0/0 14:46	0-0,3/-1 14:21	0-0,3/-1 18:50		0-0,1/0 14:11	DNP	0-0,4/-1 25:40
Oct 8	Vs DAL	0-1,0/1 17:07	MIN	0-1,4/1 20:14		0-0,1/0 13:09		1-1,4/1 26:06
Oct 10	@ NSH	0-0,1/-1 22:41	MIN	0-1,2/-1 16:02		0-0,2/0 15:07		0-3,1/0 27:30
Oct 12	@ DAL	0-0,2/2 22:49	MIN	1-1,4/0 17:18		0-0,0/0 16:48		1-1(W),2/1 24:14
Oct 14	Vs COL	0-0,0/0 18:22	MIN	0-0,3/-1 20:09		0-0,2/-1 11:53		0-1,2/-2 25:32
Oct 16	Vs TOR	0-0,0/-1 13:05	MIN	0-0,2/1 18:51		0-1,1/1 10:54		1-2(W),4/1 28:05
Oct 18	Vs NYR	0-0,1/1 20:51	MIN	0-0,0/0 16:03		0-1,1/1 14:52	DNP	0-3,1/2 25:13
Oct 20	@ CHI	0-0,1/2 21:32	MIN	1-0(W),2/1 16:48		0-2,4/3 16:53	DNP	0-1,1/2 25:04
Oct 22	@ CGY	0-0,0/1 15:03	MIN	1-0(W),3/1 17:37		0-0,1/-1 16:14	DNP	2-0,3/2 23:11
Oct 24	@ EDM	0-1,0/1 18:02	MIN	0-1,0/0 16:18		0-0,1/0 12:23	DNP	0-1,3/1 25:26
Oct 25	@ VAN	0-0,0/0 18:43	MIN	0-0,1/-1 17:22		0-1,2/0 15:30	0-1,1/2 08:14	0-0,2/-3 25:27
Oct 29	@ TOR	0-0,2/-1 13:39	MIN	0-0,4/0 16:59		0-0,0/-1 14:30	0-0,0/-1 09:18	2-0,7/1 27:58
Nov 1	Vs BUF	0-0,2/0 17:00	MIN	1-2,2/2 17:09		0-0,0/0 13:32	0-2,0/2 11:53	0-0,1/2 23:33
Nov 3	Vs CGY	0-0,0/0 17:58	MIN	2-0,2/3 15:17		0-0,0/0 15:31	0-0,0/0 09:32	0-0,6/2 24:50
Nov 7	@ FLA	0-0,1/-1 16:23	MIN	2-0(W),2/1 17:20		0-0,4/-1 14:13	1-2,5/2 24:08	0-2,4/1 24:11
Nov 9	Vs VEG	1-0(W),1/1 15:21	MIN	1-0,2/1 17:32		DNP	0-1,0/1 10:05	0-1,3/0 27:17
Nov 11	Vs ARI	0-0,0/1 11:45	MIN	0-1,2/1 21:38		DNP	MIN	0-1,4/1 25:52
Nov 13	@ PHI	0-0,0/0 15:04	MIN	0-0,4/0 18:37		DNP	MIN	0-1,3/-2 21:50
Nov 15	Vs MTL	0-0,1/-2 14:23	MIN	0-1,1/-1 18:28		DNP	MIN	0-1,5/1 26:53
Nov 16	@ BOS	0-0,0/-1 14:34	MIN	0-0,6/0 20:02		DNP	1-0,1/0 07:38	0-3,0/1 20:00
Nov 18	Vs ANA	0-0,2/0 18:09	MIN	1-0,4/1 17:25	MIN	INJ	0-1,1/0 16:18	0-1,3/0 26:52
Nov 20	@ NYR	0-0,2/-1 15:37	MIN	0-0,1/-2 18:15	0-0,3/0 10:02	INJ	0-0,3/0 13:36	0-0,1/0 27:19
Nov 23	Vs VAN	0-0,2/1 16:01	MIN	0-0,3/0 23:24	0-0,1/0 09:59	INJ	0-0,2/0 14:54	0-0,1/-2 23:56
Nov 27	Vs FLA	0-2,0/2 15:21	MIN	0-0,3/0 19:35	0-0,0/-1 07:48	INJ	0-0,1/1 11:27	0-0,5/0 27:09
Nov 29	Vs TBL	0-0,0/-1 14:02	MIN	0-0,1/0 20:30	DNP	INJ	0-1,0/-1 10:12	0-1,2/3 22:48
Nov 30	@ DET	0-0,1/0 17:25	MIN	1-0(W),2/2 18:17	DNP	INJ	0-0,2/0 11:12	1-2(W),2/2 22:34
Dec 3	@ SJS	0-0,1/0 15:39	MIN	0-0,1/0 16:53	MIN	0-0,1/1 12:21	0-0,1/1 16:21	0-0,2/1 13:02
Dec 4	@ LAK	0-0,0/0 17:04	MIN	1-0,2/0 18:25	MIN	0-0,1/1 14:41	1-0,3/1 12:36	0-1,5/-1 22:06
Dec 6	@ ANA	0-0,1/1 16:46	MIN	0-0,3/-1 17:59	MIN	0-1,2/1 13:41	DNP	0-0,3/-1 23:55
Dec 9	Vs CBJ	0-0,1/0 17:18	MIN	0-0,0/1 19:12	MIN	0-0,1/-1 14:03	DNP	1-1(W),3/0 24:43
Dec 11	Vs BOS	0-0,0/1 13:57	MIN	0-1,1/0 15:35	MIN	0-0,0/-1 14:12	DNP	0-0,2/0 24:09
Dec 14	@ TBL	0-0,0/0 15:22	MIN	1-0,4/1 20:04	MIN	0-0,2/1 13:58	0-0,1/0 10:24	0-0,1/-1 26:39
Dec 16	@ CBJ	0-0,1/0 10:53	MIN	0-0,0/-2 18:53	MIN	0-0,0/0 10:48	DNP	1-1(W),4/3 20:34
Dec 20	@ NJD	1-0,1/3 17:00	MIN	0-2,1/1 17:27	MIN	0-1,1/0 13:40	DNP	0-0,2/0 25:21
Dec 21	Vs TBL	0-1,1/1 16:50	MIN	0-1,1/0 18:12	MIN	0-0,1/1 15:29	DNP	0-1,3/-2 25:00
Dec 23	@ BOS	0-1,1/2 14:55	MIN	0-1,3/-1 16:43	MIN	0-0,3/1 10:00	DNP	0-0,3/0 28:06
Dec 27	Vs CBJ	0-0,0/-1 14:55	MIN	0-0,0/0 16:26	MIN	1-0,3/0 16:18	DNP	0-2,1/-1 27:04
Dec 28	@ CAR	0-0,0/-2 22:06	MIN	DNP	MIN	0-1,1/1 15:55	0-0,0/0 16:58	0-0,6/-4 23:38
Dec 31	Vs NYI	0-0,2/-1 18:31	MIN	1-0,4/0 17:45	MIN	0-0,0/0 14:20	0-0,0/0 08:40	0-1,4/1 25:11
Jan 3	@ CAR	0-0,1/0 12:26	MIN	0-0,1/-1 18:51	MIN	0-0,3/1 16:06	DNP	0-1,3/1 25:25
Jan 5	Vs SJS	0-0,0/1 13:38	MIN	0-0,1/-1 17:59	MIN	0-0,2/0 14:38	DNP	0-2,4/1 21:04
Jan 7	Vs OTT	0-1,2/1 17:40	MIN	0-2,2/2 15:33	MIN	0-0,4/1 15:09	DNP	0-0,1/-1 24:47
Jan 8	@ PHI	0-0,0/0 14:41	MIN	0-1,3/0 18:15	MIN	0-0,2/0 14:28	DNP	0-1,1/-3 23:06
Jan 11	Vs NJD	0-0,1/-1 13:08	MIN	0-0,4/-2 19:56	MIN	0-0,1/-3 12:43	DNP	0-1,2/0 23:41
Jan 13	Vs CAR	0-0,0/1 13:10	MIN	0-1,2/1 18:05	MIN	0-0,3/0 17:31	DNP	0-2,2/1 22:26
Jan 16	Vs NJD	0-0,2/0 17:18	MIN	0-1,6/1 19:00	MIN	1-0(W),4/1 15:55	DNP	0-2,5/3 24:02
Jan 18	@ NYI	0-0,0/0 14:13	MIN	1-0,2/1 15:53	MIN	1-0,3/-2 12:15	DNP	0-0,3/1 23:48
Jan 27	@ MTL	0-0,1/0 14:03	MIN	1-1,5/1 17:57	MIN	0-1,6/1 17:48	1-0,1/1 12:09	0-0,3/-2 23:44
Jan 29	Vs NSH	0-0,1/0 13:20	MIN	1-0,3/0 19:24	MIN	0-1,0/1 13:57	DNP	0-2,1/2 23:08
Jan 31	@ OTT	0-0,0/1 12:50	MIN	0-1,3/0 19:00	MIN	1-0(W),3/1 13:23	DNP	0-0,4/0 23:32
Feb 2	Vs PIT	0-0,2/-1 11:28	MIN	0-0,2/-3 21:11	MIN	0-1,1/1 12:11	DNP	1-2,2/3 23:00
Feb 4	Vs LAK	DNP	0-0,1/2 19:55	0-0,0/0 16:21	MIN	0-1,1/0 15:19	DNP	0-0,1/-2 22:34
Feb 8	Vs PHI	0-0,1/-1 15:35	0-1,1/-1 18:14	0-0,0/-3 16:05	MIN	0-0,3/0 15:05	DNP	1-1,5/-2 27:56
Feb 10	Vs NYI	0-0,1/0 14:42	0-0,1/-3 14:15	0-0,2/-3 20:45	MIN	0-1,1/1 14:31	DNP	0-2,2/-1 26:34
Feb 13	@ COL	0-0,0/0 12:29	MIN	1-0,4/0 20:28	MIN	0-0,1/0 13:21	0-0,3/0 12:16	0-0,3/-1 25:45
Feb 15	@ ARI	0-0,0/-1 11:23	MIN	0-0,3/-1 22:32	MIN	1-0,1/1 13:06	0-1,1/1 14:13	0-1,1/-1 24:18
Feb 17	@ VEG	0-0,1/-1 13:16	MIN	0-0,3/0 19:36	MIN	0-0,1/0 15:33	0-0,1/0 14:26	0-0,2/-1 25:36
Feb 20	Vs MTL	DNP	MIN	1-0,6/1 20:09	MIN	0-1,1/0 12:46	0-0,1/0 09:16	0-1,5/0 24:00
Feb 22	@ NJD	0-0,2/0 13:51	MIN	1-0,4/1 16:53	MIN	0-0,2/-1 12:32	DNP	0-1,1/2 22:00
Feb 23	Vs PIT	DNP	MIN	1-0,3/0 18:17	MIN	2-0,3/2 15:24	DNP	0-0,4/-1 25:10
Feb 25	Vs WPG	DNP	MIN	0-0,2/0 20:21	MIN	0-0,2/-1 16:07	DNP	0-0,1/-2 23:16
Feb 27	@ WPG	DNP	MIN	0-0,0/-1 18:55	MIN	0-0,2/-1 12:04	DNP	0-1,3/3 27:12
Mar 1	@ MIN	0-0,0/0 15:15	MIN	1-0(W),2/1 16:09	MIN	0-1,3/1 18:21	DNP	0-0,4/-3 22:18
Mar 4	Vs PHI	0-0,2/-1 14:10	MIN	0-1,0/-2 12:19	MIN	0-1,2/1 13:19	DNP	0-2,2/0 22:00
Mar 5	@ NYR	0-0,0/2 13:48	MIN	0-0,5/-4 19:32	MIN	1-0,4/1 18:03	DNP	0-0,1/0 24:36
Mar 7	@ PIT	0-0,2/3 15:39	MIN	0-0,0/0 16:10	MIN	0-1,2/1 14:44	DNP	0-0,2/0 26:24
Mar 9	@ BUF	0-0,1/0 14:13	MIN	0-1,1/2 21:22	MIN	0-0,3/-1 13:55	DNP	

Goals-Assists-PIM/Rating

DND-Did Not Dress

INJ-Injured

SPD-Suspension

2019-20 GAME-BY-GAME STATISTICS

Date	Opp.	Oshie #77	Lewington #78	Kuznetsov #92
Oct 2	@ STL	0-1,3/1 20:18	DNP	
Oct 4	@ NYI	1-0(W),2/0 18:08	DNP	
Oct 5	Vs CAR	1-0,3/1 19:40	DNP	
Oct 8	Vs DAL	0-0,2/-1 19:00	0-0,0/-1 11:15	1-0,3/1 18:44
Oct 10	@ NSH	1-0,1/-2 18:54	0-0,0/0 10:25	0-1,3/-1 16:54
Oct 12	@ DAL	0-0,1/0 13:54	0-0,0/0 10:48	1-0,3/0 12:36
Oct 14	Vs COL	1-0,1/0 19:04	0-0,0/-2 09:19	0-2,3/-1 18:44
Oct 16	Vs TOR	0-1,4/0 21:27	0-0,2/1 10:21	1-0,3/1 15:37
Oct 18	Vs NYR	2-0,4/1 20:44	DNP	0-0,2/-1 13:03
Oct 20	@ CHI	1-0,1/0 17:49	DNP	0-1,1/0 13:46
Oct 22	@ CGY	0-1,0/1 18:41	DNP	0-0,0/1 17:37
Oct 24	@ EDM	0-0,1/-1 20:38	DNP	0-0,1/0 16:55
Oct 25	@ VAN	0-0,0/-2 19:13	DNP	2-0,7/1 21:58
Oct 29	@ TOR	0-1,1/1 24:08	DNP	0-0,2/0 18:18
Nov 1	Vs BUF	1-0,2/1 16:52	DNP	0-0,2/2 16:04
Nov 3	Vs CGY	0-0,0/-2 18:41	DNP	0-2,3/3 19:30
Nov 7	@ FLA	0-0,3/1 20:06	DNP	0-3,2/1 18:16
Nov 9	Vs VGK	0-1,1/1 19:51	DNP	1-1,5/0 19:08
Nov 11	Vs ARI	1-0,4/0 20:43	MIN	2-0,5/2 23:28
Nov 13	@ PHI	0-0,3/0 19:06	MIN	0-0,2/0 19:30
Nov 15	Vs MTL	0-0,1/-3 17:17	0-0,0/0 08:49	1-0,2/0 20:14
Nov 16	@ BOS	1-0,6/1 21:03	MIN	0-1,1/0 22:50
Nov 18	Vs ANA	0-0,1/1 15:06	MIN	0-1,0/0 15:04
Nov 20	@ NYR	0-0,1/0 17:53	DNP	1-0,5/-2 20:09
Nov 23	Vs VAN	0-0,3/1 19:26	MIN	0-0,1/0 21:14
Nov 27	Vs FLA	0-0,0/1 15:34	MIN	0-1,3/-1 20:22
Nov 29	Vs TBL	0-3,3/1 19:16	MIN	1-1,2/0 20:06
Nov 30	@ DET	1-1,2/1 14:48	MIN	0-3,0/3 18:35
Dec 3	@ SJS	0-1,1/1 17:01	MIN	0-0,2/0 18:30
Dec 4	@ LAK	0-1,3/1 16:09	MIN	0-0,0/0 18:13
Dec 6	@ ANA	0-0,0/0 17:47	MIN	1-0,3/-1 17:46
Dec 9	Vs CBJ	0-0,4/-2 16:35	MIN	0-1,2/-2 18:19
Dec 11	Vs BOS	2-0,2/0 20:31	MIN	0-1,2/0 17:38
Dec 14	@ TBL	1-1,1/2 17:56	MIN	0-1,0/0 15:38
Dec 16	@ CBJ	0-0,4/-1 22:49	MIN	0-0,1/-1 22:05
Dec 20	@ NJD	0-0,1/0 17:20	MIN	0-0,1/0 17:17
Dec 21	Vs TBL	0-0,2/1 16:31	MIN	0-1,3/1 17:02
Dec 23	@ BOS	0-0,2/-3 20:43	MIN	0-0,1/-3 18:52
Dec 27	Vs CBJ	1-0(W),2/0 21:25	MIN	0-1,2/1 18:29
Dec 28	@ CAR	0-0,4/-4 17:55	MIN	1-0,3/-1 17:51
Dec 31	Vs NYI	0-1,1/-1 16:42	MIN	2-0,3/-1 18:38
Jan 3	@ CAR	0-1,0/1 16:10	MIN	1-1,2/1 20:18
Jan 5	Vs SJS	1-1,2/2 18:16	MIN	0-1,0/1 21:36
Jan 7	Vs OTT	2-0,5/2 17:06	MIN	0-1,1/1 15:46
Jan 8	@ PHI	0-0,0/-1 17:13	MIN	0-1,0/0 19:10
Jan 11	Vs NJD	0-0,2/-2 20:30	MIN	0-0,3/-3 19:12
Jan 13	Vs CAR	0-0,0/0 17:02	MIN	0-0,2/0 16:33
Jan 16	Vs NJD	0-0,0/0 15:42	MIN	0-0,2/1 17:55
Jan 18	@ NYI	0-1,3/2 19:49	MIN	0-0,2/0 17:27
Jan 27	@ MTL	0-2,0/-1 18:25	MIN	0-1,1/0 14:14
Jan 29	Vs NSH	0-0,2/-1 18:57	MIN	0-0,3/-1 19:12
Jan 31	@ OTT	1-0,1/1 18:22	MIN	1-0,3/0 15:31
Feb 2	Vs PIT	0-0,2/1 19:12	MIN	1-0,3/0 18:30
Feb 4	Vs LAK	0-1,0/3 15:20	MIN	0-0,0/-1 12:46
Feb 8	Vs PHI	1-1,1/1 16:53	MIN	1-0,4/-2 13:54
Feb 10	Vs NYI	1-0,2/0 20:50	MIN	0-0,1/0 09:06
Feb 13	@ COL	1-0(W),3/1 18:38	MIN	DNP
Feb 15	@ ARI	0-0,3/-2 16:25	MIN	DNP
Feb 17	@ VGK	2-0,2/-1 18:09	MIN	DNP
Feb 20	Vs MTL	0-0,2/0 16:23	MIN	0-1,1/0 18:28
Feb 22	@ NJD	0-0,6/0 21:04	MIN	0-1,2/1 18:05
Feb 23	Vs PIT	1-1(W),2/2 15:21	MIN	0-0,2/-1 17:15
Feb 25	Vs WPG	0-1,1/0 17:39	MIN	0-1,4/0 20:04
Feb 27	@ WPG	0-0,3/-2 16:31	MIN	0-0,3/-1 19:05
Mar 1	@ MIN	0-0,2/0 18:27	MIN	0-2,0/2 17:13
Mar 4	Vs PHI	0-0,3/-1 17:56	MIN	0-0,2/0 18:55
Mar 5	@ NYR	0-0,2/1 17:32	MIN	0-0,3/-3 14:38
Mar 7	@ PIT	1-1,2/1 15:48	MIN	0-0,0/0 14:58
Mar 9	@ BUF	0-0,1/0 15:56	MIN	0-1,1/1 19:11

Goals-Assists-PIM/Rating

DND-Did Not Dress

INJ-Injured

SPD-Suspension

2019-20 ILYA SAMSONOV GAME-BY-GAME STATISTICS

Date	Opp.	GP	GS	W	L	OT	SA	GA	SV	SO	MIN
Oct 4	@ NYI	1	1	0	0	0	26	1	.962	0	59:45
Oct 12	@ DAL	1	1	0	0	0	25	1	.960	0	59:49
Oct 14	vs COL	--	0	1	0	0	21	2	.905	0	48:48
Oct 16	vs TOR	1	1	0	0	0	32	3	.906	0	60:00
Oct 25	@ VAN	1	1	0	0	0	34	5	.853	0	64:50
Nov 3	vs CGY	1	1	0	0	0	27	2	.926	0	59:37
Nov 11	vs ARI	1	--	--	--	1	35	3	.914	0	63:59
Nov 15	vs MTL	1	0	1	0	0	39	4	.897	0	58:55
Nov 30	@ DET	1	1	0	0	0	27	2	.926	0	59:22
Dec 4	@ LAK	1	1	0	0	0	23	1	.957	0	60:00
Dec 14	@ TBL	1	1	0	0	0	28	2	.929	0	60:00
Dec 20	@ NJD	1	1	0	0	0	27	3	.889	0	60:00
Dec 23	@ BOS	--	--	--	--	0	4	1	.750	0	37:41
Dec 27	vs CBJ	1	1	0	0	0	28	1	.964	0	63:08
Jan 3	@ CAR	1	1	0	0	0	41	3	.927	0	59:35
Jan 7	vs OTT	1	1	0	0	0	27	1	.963	0	60:00
Jan 13	vs CAR	1	1	0	0	0	23	0	1.000	1	59:47
Jan 16	vs NJD	1	1	0	0	0	34	2	.941	0	59:50
Jan 18	@ NYI	--	1	0	0	0	7	0	1.000	0	20:00
Jan 31	@ OTT	1	1	0	0	0	28	3	.893	0	59:30
Feb 2	vs PIT	1	0	1	0	0	33	4	.879	0	58:24
Feb 8	vs PHI	--	--	--	--	0	1	0	1.000	0	11:58
Feb 10	vs NYI	1	0	1	0	0	20	5	.750	0	30:36
Feb 22	@ NJD	1	0	1	0	0	29	3	.897	0	57:25
Feb 27	@ WPG	1	0	1	0	0	31	2	.935	0	59:11
Mar 5	@ NYR	1	--	--	--	1	39	6	.846	0	58:52

2019-20 BRADEN HOLTBY GAME-BY-GAME STATISTICS

Date	Opp.	GP	GS	W	L	OT	SA	GA	SV	SO	MIN
Oct 2	@ STL	1	1	0	0	0	22	2	.909	0	62:51
Oct 5	vs CAR	1	--	--	--	1	28	3	.893	0	63:56
Oct 8	vs DAL	1	--	--	--	1	26	4	.846	0	59:46
Oct 10	@ NSH	1	0	1	0	0	38	6	.842	0	58:28
Oct 14	vs COL	1	--	--	--	0	3	3	0	0	07:54
Oct 18	vs NYR	1	1	0	0	0	28	2	.929	0	60:00
Oct 20	@ CHI	1	1	0	0	0	44	3	.932	0	60:00
Oct 22	@ CGY	1	1	0	0	0	35	3	.914	0	60:00
Oct 24	@ EDM	1	--	--	--	1	40	4	.900	0	61:18
Oct 29	@ TOR	1	1	0	0	0	31	3	.903	0	63:59
Nov 1	vs BUF	1	1	0	0	0	30	1	.967	0	60:00
Nov 7	@ FLA	1	1	0	0	0	36	4	.889	0	60:16
Nov 9	vs VGK	1	1	0	0	0	32	2	.938	0	59:45
Nov 13	@ PHI	1	1	0	0	0	31	1	.968	0	65:00
Nov 16	@ BOS	1	1	0	0	0	23	2	.913	0	64:38
Nov 18	vs ANA	1	1	0	0	0	34	2	.941	0	60:00
Nov 20	@ NYR	1	0	1	0	0	31	4	.871	0	57:46
Nov 23	vs VAN	1	--	--	--	1	33	1	.970	0	65:00
Nov 27	vs FLA	1	1	0	0	0	40	3	.925	0	60:00
Nov 29	vs TBL	1	1	0	0	0	30	3	.900	0	62:59
Dec 3	@ SJS	1	1	0	0	0	25	2	.920	0	60:00
Dec 6	@ ANA	1	1	0	0	0	29	2	.931	0	60:00
Dec 9	vs CBJ	1	0	1	0	0	37	4	.892	0	58:49
Dec 11	vs BOS	1	1	0	0	0	32	2	.938	0	60:00
Dec 16	@ CBJ	1	0	1	0	0	21	3	.857	0	54:58
Dec 21	vs TBL	1	1	0	0	0	27	1	.963	0	60:00
Dec 23	@ BOS	1	0	1	0	0	11	4	.636	0	20:00
Dec 28	@ CAR	1	0	1	0	0	28	5	.821	0	59:36
Dec 31	vs NYI	1	0	1	0	0	22	4	.818	0	58:17
Jan 5	vs SJS	1	1	0	0	0	28	3	.893	0	60:44
Jan 8	@ PHI	1	0	1	0	0	27	3	.889	0	59:14
Jan 11	vs NJD	1	0	1	0	0	21	4	.810	0	59:47
Jan 18	@ NYI	1	--	--	--	0	22	4	.818	0	40:00
Jan 27	@ MTL	1	1	0	0	0	33	2	.939	0	60:00
Jan 29	vs NSH	1	0	1	0	0	24	5	.792	0	58:43
Feb 4	vs LAK	1	1	0	0	0	31	2	.935	0	60:00
Feb 8	vs PHI	1	0	1	0	0	25	7	.720	0	47:22
Feb 10	vs NYI	--	--	--	--	0	12	0	1.000	0	26:25
Feb 13	@ COL	1	1	0	0	0	34	2	.941	0	59:33
Feb 15	@ ARI	1	0	1	0	0	29	2	.931	0	58:06
Feb 17	@ VGK	1	0	1	0	0	29	3	.897	0	58:29
Feb 20	vs MTL	1	--	--	--	1	32	4	.875	0	59:31
Feb 23	vs PIT	1	1	0	0	0	35	3	.914	0	60:00
Feb 25	vs WPG	1	1	0	0	0	33	3	.909	0	65:00
Mar 1	@ MIN	1	1	0	0	0	40	3	.925	0	60:00
Mar 4	vs PHI	1	0	1	0	0	29	5	.828	0	60:00
Mar 7	@ PIT	1	1	0	0	0	28	2	.929	0	60:00
Mar 9	@ BUF	1	--	--	--	1	26	2	.923	0	65:00

2019-20 GOALS & SHOTS BY PERIOD

			WSH GOALS				OPP GOALS				WSH SHOTS				OPP SHOTS				GOALS		SHOTS	
1	Oct. 2	STL	1	1	0	1	2	0	0	0	5	15	10	4	7	8	7	0	3	2	34	22
2	Oct. 4	NYI	1	1	0	0	1	0	0	0	10	8	10	0	9	9	8	0	2	1	28	26
3	Oct. 5	CAR	1	1	0	0	0	0	2	1	10	9	9	6	12	7	8	1	2	3	34	28
4	Oct. 8	DAL	1	1	1	0	0	1	2	1	14	13	5	0	5	6	12	3	3	4	32	26
5	Oct. 10	NSH	1	3	1	0	1	1	4	0	9	7	10	0	13	9	16	0	5	6	26	38
6	Oct. 12	DAL	1	1	2	0	0	0	1	0	11	7	7	0	9	8	8	0	4	1	25	25
7	Oct. 14	COL	0	2	1	0	4	0	2	0	4	16	12	0	10	7	8	0	3	6	32	25
8	Oct. 16	TOR	1	3	0	0	2	0	1	0	12	12	8	0	11	8	13	0	4	3	32	32
9	Oct. 18	NYR	2	1	2	0	1	1	0	0	9	16	9	0	12	7	9	0	5	2	34	28
10	Oct. 20	CHI	1	1	3	0	0	1	2	0	12	9	9	0	14	15	15	0	5	3	30	44
11	Oct. 22	CGY	0	3	2	0	0	2	1	0	9	8	13	0	15	10	10	0	5	3	30	35
12	Oct. 24	EDM	0	3	0	0	1	0	2	1	8	11	9	0	11	14	14	1	3	4	28	40
13	Oct. 25	VAN	1	1	3	0	2	3	0	0	10	6	6	7	12	13	7	2	5	5	29	34
14	Oct. 29	TOR	1	1	1	1	1	1	1	0	7	8	12	6	7	10	14	0	4	3	33	31
15	Nov. 1	BUF	4	1	1	0	0	1	0	0	11	8	15	0	16	9	5	0	6	1	34	30
16	Nov. 3	CGY	2	1	1	0	2	0	0	0	10	13	9	0	8	11	8	0	4	2	32	27
17	Nov. 7	FLA	1	2	1	1	2	2	0	0	7	10	13	1	11	13	11	1	5	4	31	36
18	Nov. 9	VGK	2	1	2	0	1	1	0	0	11	8	15	0	7	13	12	0	5	2	34	32
19	Nov. 11	ARI	0	1	2	0	1	2	0	0	12	9	11	2	13	13	6	3	3	3	34	35
20	Nov. 13	PHI	1	0	0	0	0	0	1	0	16	6	11	3	5	12	10	4	1	1	36	31
21	Nov. 15	MTL	0	0	2	0	0	4	1	0	9	9	10	0	15	15	10	0	2	5	28	40
22	Nov. 16	BOS	1	0	1	0	1	1	0	0	18	12	11	3	9	6	6	2	2	2	44	23
23	Nov. 18	ANA	1	2	2	0	0	0	2	0	12	12	7	0	7	12	15	0	5	2	31	34
24	Nov. 20	NYR	0	0	1	0	0	1	3	0	10	14	7	0	10	9	12	0	1	4	31	31
25	Nov. 23	VAN	1	0	0	0	1	0	0	0	11	7	12	3	7	11	10	5	1	1	33	33
26	Nov. 27	FLA	1	1	2	0	0	2	1	0	7	5	8	0	12	13	15	0	4	3	20	40
27	Nov. 29	TB	0	1	2	1	1	2	0	0	14	5	13	3	7	14	9	0	4	3	35	30
28	Nov. 30	DET	0	2	3	0	1	0	1	0	12	13	9	0	9	5	13	0	5	2	34	27
29	Dec. 3	SJ	3	2	0	0	1	0	1	0	13	10	5	0	10	7	8	0	5	2	28	25
30	Dec. 4	LA	2	0	1	0	0	0	1	0	8	4	10	0	8	10	5	0	3	1	22	23
31	Dec. 6	ANA	1	1	1	0	0	1	1	0	12	15	9	0	14	8	7	0	3	2	36	29
32	Dec. 9	CBJ	0	0	2	0	1	1	3	0	6	15	18	0	20	6	12	0	2	5	39	38
33	Dec. 11	BOS	0	2	1	0	1	0	1	0	8	6	11	0	8	15	9	0	3	2	25	32
34	Dec. 14	TB	1	0	4	0	0	1	1	0	12	9	13	0	8	11	9	0	5	2	34	28
35	Dec. 16	CBJ	0	0	0	0	1	0	2	0	8	8	14	0	14	2	5	0	0	3	30	21
36	Dec. 20	NJD	2	1	3	0	1	1	1	0	11	12	6	0	6	11	10	0	6	3	29	27
37	Dec. 21	TB	0	1	2	0	0	0	1	0	13	16	6	0	6	7	14	0	3	1	35	27
38	Dec. 23	BOS	0	1	2	0	4	1	2	0	8	17	17	0	11	2	4	0	3	7	42	17
39	Dec. 27	CBJ	0	0	1	1	0	1	0	0	8	13	11	4	9	8	11	0	2	1	36	28
40	Dec. 28	CAR	0	2	2	0	1	3	2	0	7	13	9	0	11	7	11	0	4	6	29	29
41	Dec. 31	NYI	2	1	0	0	2	2	0	0	11	10	18	0	7	11	4	0	3	4	39	22
42	Jan. 3	CAR	0	2	2	0	0	0	3	0	7	14	8	0	18	8	15	0	4	3	29	41
43	Jan. 5	SJ	0	2	2	1	0	3	1	0	10	12	6	1	13	11	3	2	5	4	29	29
44	Jan. 7	OTT	0	3	3	0	1	0	0	0	13	15	13	0	8	7	12	0	6	1	41	27
45	Jan. 8	PHI	2	0	0	0	2	1	0	0	8	11	9	0	13	3	11	0	2	3	28	27
46	Jan. 11	NJD	0	1	0	0	1	3	1	0	12	9	13	0	8	9	5	0	1	5	34	22
47	Jan. 13	CAR	2	0	0	0	0	0	0	0	14	5	11	0	6	10	7	0	2	0	30	23
48	Jan. 16	NJD	2	1	2	0	0	1	1	0	15	15	8	0	9	13	12	0	5	2	38	34
49	Jan. 18	NYI	1	0	5	0	2	2	0	0	11	11	11	0	11	11	7	0	6	4	30	29
50	Jan. 27	MTL	1	2	1	0	1	0	1	0	13	15	12	0	9	9	15	0	4	2	40	33
51	Jan. 29	NSH	2	2	0	0	3	0	2	0	15	14	4	0	7	7	10	0	4	5	33	24
52	Jan. 31	OTT	2	1	2	0	0	2	1	0	16	10	11	0	5	17	6	0	5	3	37	28
53	Feb. 2	PIT	1	0	2	0	2	1	1	0	10	9	13	0	12	16	5	0	4	3	32	33
54	Feb. 4	LA	0	1	3	0	1	0	1	0	6	6	12	0	8	10	13	0	4	2	24	31
55	Feb. 8	PHI	1	0	1	0	1	3	3	0	11	9	7	0	9	9	8	0	2	7	27	26
56	Feb. 10	NYI	1	2	0	0	3	2	0	0	10	8	11	0	10	14	8	0	3	5	29	32
57	Feb. 13	COL	0	1	2	0	2	0	0	0	8	11	19	0	11	11	12	0	3	2	38	34
58	Feb. 15	ARI	0	1	0	0	0	1	2	0	14	9	14	0	10	11	9	0	1	3	37	30
59	Feb. 17	VGK	0	0	2	0	2	1	0	0	12	6	9	0	15	8	6	0	2	3	27	29
60	Feb. 20	MTL	1	1	1	0	1	1	1	1	9	12	11	0	7	17	7	1	3	4	32	32
61	Feb. 22	NJD	0	1	1	0	1	1	1	0	11	11	13	0	7	13	9	0	2	3	35	29
62	Feb. 23	PIT	1	0	4	0	0	2	1	0	6	5	12	0	9	10	17	0	5	3	23	35
63	Feb. 25	WPG	2	1	0	0	0	1	2	0	10	12	11	4	6	17	7	0	3	3	37	33
64	Feb. 27	WPG	0	0	0	0	1	0	2	0	7	13	14	0	9	11	12	0	0	3	34	32
65	Mar. 1	MIN	3	0	1	0	2	0	1	0	11	9	10	0	15	8	17	0	4	3	30	40
66	Mar. 4	PHI	1	1	0	0	0	3	2	0	7	8	12	0	7	18	4	0	2	5	27	29
67	Mar. 5	NYR	1	2	2	0	1	2	2	1	9	17	8	0	9	12	16	2	5	6	34	39
68	Mar. 7	PIT	3	0	2	0	0	0	2	0	12	7	9	0	6	7	15	0	5	2	28	28
69	Mar. 9	BUF	0	0	2	0	1	1	0	0	9	8	16	2	8	9	5	4	2	2	35	26
Totals			64	71	95	6	65	68	74	5	711	712	734	49	680	698	673	31	237	211	2206	2084

2019-20 Injuries & Illnesses

BY PLAYER

Evgeny Kuznetsov - 2/13 - 2/17 (3 games)

Ilya Samsonov - 2/4 (1 game)

Christian Djoos - 12/28 - 12/31 (2 games)

Tom Wilson - 12/28 (1 game)

Michal Kempny - 10/2 - 10/16, 12/27-12/28 (10 games)

Nicklas Backstrom - 11/20 - 12/6 (8 games)

Carl Hagelin - 11/9 - 11/30 (11 games)

Nic Dowd - 11/1 - 11/3, 11/15 - 11/23 (7 games)

Richard Panik - 10/18 - 11/9 (10 games)

Man Games Lost - 53

2019-20 Transactions

March 5, 2020	Damien Riat	Signed two-year contract extension	Nov. 20, 2019	Tyler Lewington	Recalled from Hershey
Feb. 24, 2020	Daniel Sprong	Acquired via trade from ANA in exchange for Christian Djoos	Nov. 20, 2019	Michael Sgarbossa	Recalled from Hershey
Feb. 23, 2020	Ilya Kovalchuk	Acquired via trade from MTL for a 2020 third-round pick	Nov. 20, 2019	Beck Malenstyn	Recalled from Hershey
Feb. 18, 2020	Brenden Dillon	Acquired via trade from SJ for a 2020 second-round pick and a conditional 2021 third-round pick	Nov. 20, 2019	Vitek Vanecek	Assigned to Hershey
Feb. 8, 2020	Martin Fehervary	Recalled from Hershey	Nov. 20, 2018	Nic Dowd	Placed on IR
Feb. 5, 2020	Vitek Vanecek	Assigned to Hershey	Nov 16, 2019	Carl Hagelin	Placed on LTIR
Feb. 5, 2020	Martin Fehervary	Assigned to Hershey	Nov 16, 2019	Travis Boyd	Recalled from Hershey
Feb. 4, 2020	Vitek Vanecek	Recalled from Hershey	Nov 16, 2019	Vitek Vanecek	Recalled from Hershey
Feb. 4, 2020	Martin Fehervary	Recalled from Hershey	Nov 16, 2019	Tyler Lewington	Assigned to Hershey
Jan. 14, 2020	Nicklas Backstrom	Signed five-year contract extension	Nov 15, 2019	Ilya Samsonov	Assigned to Hershey
Jan. 11, 2020	Christian Djoos	Assigned to Hershey	Nov 11, 2019	Tyler Lewington	Recalled from Hershey
Dec. 27, 2019	Christian Djoos	Recalled from Hershey	Nov 11, 2019	Travis Boyd	Assigned to Hershey
Dec. 5, 2019	Tobias Geisser	Loaned to EV Zug (Swiss-NLA)	Nov 6, 2019	Tyler Lewington	Assigned to Hershey
Dec. 3, 2019	Chandler Stephenson	Traded to VGK for 2021 fifth-round pick	Nov 1, 2019	Liam O'Brien	Assigned to Hershey
Dec. 1, 2019	Christian Djoos	Assigned to Hershey	Nov 1, 2019	Liam O'Brien	Recalled from Hershey
Dec. 1, 2019	Beck Malenstyn	Assigned to Hershey	Oct. 19, 2019	Martin Fehervary	Assigned to Hershey
Nov. 24, 2019	Michael Sgarbossa	Assigned to Hershey	Oct. 18, 2019	Martin Fehervary	Recalled from Hershey
Nov. 22, 2019	Christian Djoos	Recalled from Hershey	Oct 18, 2019	Travis Boyd	Recalled from Hershey
Nov. 22, 2019	Tyler Lewington	Assigned to Hershey	Oct 6, 2019	Travis Boyd	Assigned to Hershey
Nov. 20, 2019	Ilya Samsonov	Recalled from Hershey	Oct 6, 2019	Martin Fehervary	Assigned to Hershey
			Oct 2, 2019	Pheonix Copley	Assigned to Hershey

Arizona Coyotes

CLUB INFORMATION

Founded..... 1972-73 (WHA), 1979-80 (Winnipeg), 1996-97 (Arizona)
Home Arena..... Gila River Arena (18,300)
Stanley Cups..... None
President of Hockey Ops, General Manager and Alt. Gov...... John Chayka
Head Coach..... Rick Tocchet
Assistant Coaches..... John MacLean, Phil Housley
Executive Vice President, Communications & Broadcasting..... Rich Nairn
 2019-20 Record 33-29-8 (74 points)
 2019-20 Finish 5th, Pacific Division
 2018-19 Playoffs..... DNQ

Gila River Arena
 9400 W. Maryland Ave.
 Glendale, AZ 85305
 623.772.3200
 Fax: 623.872.2000
 @ArizonaCoyotes

2019-20 MEETINGS

Nov. 11 at Washington: SOL, 3-4
 Feb. 15 at Arizona: L, 1-3



ALL-TIME SERIES HISTORY

YEAR	TOTALS									HOME									AWAY								
	GP	W	L	T	OT	PTS	GF	GA		GP	W	L	T	OT	PTS	GF	GA		GP	W	L	T	OT	PTS	GF	GA	
79-80	4	3	0	1	-	7	18	11		2	2	0	0	-	4	11	7		2	1	0	1	-	3	7	4	
80-81	4	3	0	1	-	7	17	11		2	2	0	0	-	4	8	4		2	1	0	1	-	3	9	7	
81-82	3	2	1	0	-	4	13	9		1	1	0	0	-	2	7	3		2	1	1	0	-	2	6	6	
82-83	3	1	0	2	-	4	12	7		2	1	0	1	-	3	9	4		1	0	0	1	-	1	3	3	
83-84	3	2	1	0	-	4	18	10		1	1	0	0	-	2	8	3		2	1	1	0	-	2	10	7	
84-85	3	1	2	0	-	2	14	14		2	1	1	0	-	2	11	9		1	0	1	0	-	0	3	5	
85-86	3	1	1	1	-	3	16	17		1	1	0	0	-	2	5	3		2	0	1	1	-	1	11	14	
86-87	3	1	1	1	-	3	11	10		2	1	1	0	-	2	8	7		1	0	0	1	-	1	3	3	
87-88	3	1	2	0	-	2	10	6		1	0	1	0	-	0	2	3		2	1	1	0	-	2	8	3	
88-89	3	2	1	0	-	4	14	9		2	2	0	0	-	4	12	6		1	0	1	0	-	0	2	3	
89-90	3	0	3	0	-	0	8	16		1	0	1	0	-	0	3	4		2	0	2	0	-	0	5	12	
90-91	3	2	1	0	-	4	7	6		2	1	1	0	-	2	5	5		1	1	0	0	-	2	2	1	
91-92	3	0	2	1	-	1	11	13		1	0	0	1	-	1	3	3		2	0	2	0	-	0	8	10	
92-93	2	1	1	0	-	2	10	12		1	1	0	0	-	2	8	6		1	0	1	0	-	0	2	6	
93-94	2	1	1	0	-	2	8	9		1	1	0	0	-	2	4	3		1	0	1	0	-	0	4	6	
94-95										Teams did not meet in 1994-95																	
95-96	2	1	0	1	-	3	7	2		1	0	0	1	-	1	1	1		1	1	0	0	-	2	6	1	
96-97	2	1	1	0	-	2	6	4		1	1	0	0	-	2	3	0		1	0	1	0	-	0	3	4	
97-98	2	1	0	1	-	3	5	4		1	1	0	0	-	2	2	1		1	0	0	1	-	1	3	3	
98-99	2	0	2	0	-	0	3	6		1	0	1	0	-	0	1	2		1	0	1	0	-	0	2	4	
99-00	2	1	0	1	0	3	5	4		1	1	0	0	0	2	3	2		1	0	0	1	0	1	2	2	
00-01	1	0	0	1	0	1	2	2		1	0	0	1	0	1	2	2		0	0	0	0	0	0	0	0	
01-02	2	0	1	1	0	1	4	7		1	0	0	1	0	1	2	2		1	0	1	0	0	0	2	5	
02-03	2	1	0	0	1	3	5	5		1	0	0	0	1	1	1	2		1	1	0	0	0	2	4	3	
03-04	1	0	1	0	0	0	0	3		1	0	1	0	0	0	0	3		0	0	0	0	0	0	0	0	
05-06	1	1	0	-	0	2	6	1		0	0	0	-	0	0	0	0		1	1	0	-	0	2	6	1	
06-07	1	0	1	-	0	0	2	3		1	0	1	-	0	0	2	3		0	0	0	-	0	0	0	0	
07-08										Teams did not meet in 2007-08																	
08-09	1	0	1	-	0	0	1	2		0	0	0	-	0	0	0	0		1	0	1	-	0	0	1	2	
09-10	1	1	0	-	0	2	4	2		1	1	0	-	0	2	4	2		0	0	0	-	0	0	0	0	
10-11	1	0	1	-	0	0	2	3		0	0	0	-	0	0	0	0		1	0	1	-	0	0	2	3	
11-12	1	1	0	-	0	2	4	3		1	1	0	-	0	2	4	3		0	0	0	-	0	0	0	0	
12-13										Teams did not meet in 2012-13																	
13-14	2	1	0	-	1	3	6	5		1	1	0	-	0	2	3	2		1	0	0	-	1	1	3	3	
14-15	2	1	1	-	0	2	7	7		1	0	1	-	0	0	5	6		1	1	0	-	0	2	2	1	
15-16	2	1	1	-	0	2	3	5		1	1	0	-	0	2	3	2		1	0	1	-	0	0	0	3	
16-17	2	1	1	-	0	2	7	7		1	1	0	-	0	2	4	1		1	0	1	-	0	0	3	6	
17-18	2	1	0	-	1	3	5	5		1	1	0	-	0	2	3	2		1	0	0	-	1	1	2	3	
18-19	2	1	1	-	0	2	5	6		1	0	1	-	0	0	1	4		1	1	0	-	0	2	4	2	
19-20	2	0	1	-	1	1	4	6		1	0	0	-	1	1	3	3		1	0	1	-	0	0	1	3	
Totals	81	35	30	12	4	86	280	252		41	24	10	5	2	55	151	113		40	11	20	7	2	31	129	139	

SERIES INFORMATION

All-Time Series (W-L-T-OT)

Current Streak
 Last Washington Win
 Last Arizona Win
 Last Tie
 Last Overtime Game
 Overtime Record
 Last 10 Games (W-L-T-OT)
 Longest Unbeaten Streak
 Longest Winning Streak
 Longest Winless Streak
 Longest Losing Streak
 Washington Shutouts (Last)
 Arizona Shutouts (Last)
 Last Washington Hat Trick
 Last Arizona Hat Trick
 Most Washington Goals
 Most Arizona Goals

Overall

WSH leads, 35-30-12-4
 2 ARI wins (11/11/19-2/15/20)
 12/6/18 (4-2)
 2/15/20 (1-3)
 11/2/01 (2-2)
 11/11/19 (L, 3-4 SO)
 3-5-9
 4-4-2
 9 (11/2/79-12/4/81)
 4 (11/7/79-10/10/80)
 4 (10/27/91-10/26/92)
 3 (10/25/89-1/23/90)
 2 (1/3/97)
 3 (4/2/16)
 S. Konowalchuk (12/10/95)
 D. Langkow (10/13/01)
 8 (two times)
 7 (three times)

at Washington

WSH leads, 24-10-5-2
 2 ARI wins (11/11/18-11/11/19)
 11/6/17 (3-2 OT)
 11/11/19 (3-4 SO)
 11/2/01 (2-2)
 11/11/19 (L, 3-4 SO)
 2-2-4
 6-3-1
 8 (11/7/79-1/17/84)
 5 (11/7/79-12/4/81)
 5 (11/14/00-1/1/07)
 3 (1/1/03-1/1/07)
 1 (1/3/97)
 1 (1/7/04)
 D. Maruk (12/4/81)
 T. Selanne (12/11/92)
 8 (two times)
 7 (12/7/84)

at Arizona

WSH trails, 11-20-7-2
 1 ARI wins (2/15/20)
 11/18/14 (2-1 OT)
 2/15/20 (1-3)
 10/23/99 (2-2)
 12/22/17 (L, 2-3)
 1-3-5
 3-5-2
 4 (11/2/79-12/31/80)
 2 (12/13/02-1/16/06)
 6 (2/19/84-10/30/87)
 4 (10/27/91-10/6/93)
 1 (2/19/88)
 2 (4/2/16)
 S. Konowalchuk (12/10/95)
 D. Langkow (10/13/01)
 7 (two times)
 7 (two times)

Arizona Coyotes

2019-20 WASHINGTON CAPITALS VS. ARIZONA COYOTES

CAPITALS LOST SEASON SERIES, 0-1-1 • ARIZONA 2-0-0

WASHINGTON	COYOTES	CAPITALS	ATTEND	GOALTENDERS	W. GOAL
NOV 11, 2019	4	3	18,573	ANTTI RAANTA / ILYA SAMSONOV	NICK SCHMALTZ
ARIZONA	COYOTES	CAPITALS	ATTEND	GOALTENDERS	W. GOAL
FEB 15, 2020	3	1	17,139	ANTTI RAANTA / BRADEN HOLTBY	PHIL KESSEL

CAPITALS	GP	G	A	P	+/-	PIM	PP	SH	GW	EN	S	%	COYOTES	GP	G	A	P	+/-	PIM	PP	SH	GW	EN	S	%
EVGENY KUZNETSOV	1	2	0	2	2	0	0	0	0	0	5	40.0	CLAYTON KELLER	2	1	1	2	0	0	0	0	0	0	5	20.0
CHANDLER STEPHENSON	2	1	0	1	2	0	1	0	0	0	2	50.0	JAKOB CHYCHRUN	2	0	2	2	1	0	0	0	0	0	2	0.0
CARL HAGELIN	1	1	0	1	1	0	0	0	0	0	1	100.0	ALEX GOLIGOSKI	2	0	2	2	2	0	0	0	0	0	2	0.0
T.J. OSHIE	2	1	0	1	-2	2	0	0	0	0	7	14.3	CHRISTIAN DVORAK	2	1	0	1	0	0	0	0	0	0	4	25.0
MICHAL KEMPNY	2	0	1	1	-1	2	0	0	0	0	4	0.0	CHRISTIAN FISCHER	2	1	0	1	2	0	0	0	0	0	5	20.0
ALEX OVECHKIN	2	0	1	1	-1	0	0	0	0	0	15	0.0	MICHAEL GRABNER	1	1	0	1	0	0	0	0	0	0	3	33.3
JAKUB VRANA	2	0	1	1	-2	2	0	0	0	0	4	0.0	LAWSON CROUSE	2	1	0	1	1	0	0	0	0	1	4	25.0
RICHARD PANIK	2	0	1	1	2	0	0	0	0	0	1	0.0	PHIL KESSEL	2	1	0	1	-1	0	1	0	1	0	4	25.0
TOM WILSON	2	0	1	1	0	2	0	0	0	0	5	0.0	VINNIE HINOSTROZA	2	0	1	1	0	2	0	0	0	0	6	0.0
TRAVIS BOYD	1	0	1	1	1	0	0	0	0	0	1	0.0	BRAD RICHARDSON	2	0	1	1	2	2	0	0	0	0	1	0.0
JOHN CARLSON	2	0	1	1	-1	0	0	0	0	0	6	0.0	DEREK STEPAN	2	0	1	1	-1	2	0	0	0	0	8	0.0
NICK JENSEN	2	0	0	0	2	0	0	0	0	0	2	0.0	CONOR GARLAND	2	0	1	1	0	0	0	0	0	0	3	0.0
BRENDEN DILLON	3	0	0	0	-4	0	0	0	0	0	1	0.0	NIKLAS HJALMARSSON	1	0	0	0	0	0	0	0	0	0	1	0.0
DMITRY ORLOV	2	0	0	0	0	0	0	0	0	0	3	0.0	NICK SCHMALTZ	2	0	0	0	-1	2	0	0	0	0	3	0.0
ILYA KOVALCHUK	1	0	0	0	0	0	0	0	0	0	4	0.0	OLIVER EKMAN-LARSSON	2	0	0	0	0	2	0	0	0	0	5	0.0
NICKLAS BACKSTROM	2	0	0	0	-1	0	0	0	0	0	6	0.0	CARL SODER-BERG	2	0	0	0	0	0	0	0	0	0	7	0.0
LARS ELLER	2	0	0	0	-1	2	0	0	0	0	3	0.0	AARON NESS	1	0	0	0	0	0	0	0	0	0	1	0.0
GARNET HATHAWAY	2	0	0	0	-1	0	0	0	0	0	3	0.0	ILYA LYUBUSHKIN	1	0	0	0	0	0	0	0	0	0	0	0.0
NIC DOWD	2	0	0	0	-1	0	0	0	0	0	3	0.0	JASON DEMERS	1	0	0	0	-1	2	0	0	0	0	0	0.0
BRENDAN LEIPSIC	2	0	0	0	-1	0	0	0	0	0	0	0.0	JORDAN OESTERLE	2	0	0	0	0	0	0	0	0	0	0	0.0
RADKO GUDAS	2	0	0	0	-2	0	0	0	0	0	1	0.0	TAYLOR HALL	1	0	0	0	1	0	0	0	0	0	1	0.0
JONAS SIEGENTHALER	2	0	0	0	0	0	0	0	0	0	0	0.0													

GOALTENDER	GP	MIN	GA	GAA	SO	W	L	OT	SA	SV%	GOALTENDER	GP	MIN	GA	GAA	SO	W	L	OT	SA	SV%
ILYA SAMSONOV	1	64	3	2.81	0	0	0	1	35	.914	ANTTI RAANTA	2	125	4	1.93	0	2	0	0	71	.944
BRADEN HOLTBY	1	58	2	2.07	0	0	1	0	29	.931											

POWER PLAY: 0 - 6 (0%)

PENALTY KILLING: 4 - 5 (80%)

POWER PLAY: 1 - 5 (20%)

PENALTY KILLING: 6 - 6 (100%)

Boston Bruins

CLUB INFORMATION

Founded.....1924-25
Home Arena.....TD Garden (17,565)
Stanley Cups.....6 (most recent, 2011)
General Manager.....Don Sweeney
Head Coach.....Bruce Cassidy
Assistant Coaches.....Joe Sacco, Jay Pandolfo, Kevin Dean
Vice President of Marketing & Communications.....Matthew Chmura
 2019-20 Record.....44-14-12 (100 points)
 2019-20 Finish.....1st, Atlantic Division
 2018-19 Playoffs.....Stanley Cup Final (def. by STL, 4-3)

TD Garden
 100 Legends Way
 Boston, MA 02114
 617.624.2327
 Fax: 617.523.7184
 @NHLBruins



2019-20 MEETINGS

Nov. 16 at Boston: W, 3-2 SO
 Dec. 11 at Washington: W, 3-2
 Dec. 23 at Boston: L, 3-7

ALL-TIME SERIES HISTORY

YEAR	TOTALS								HOME								AWAY							
	GP	W	L	T	OT	PTS	GF	GA	GP	W	L	T	OT	PTS	GF	GA	GP	W	L	T	OT	PTS	GF	GA
74-75	5	0	4	1	-	1	10	41	2	0	1	1	-	1	3	11	3	0	3	0	-	0	7	30
75-76	5	0	4	1	-	1	14	20	3	0	2	1	-	1	9	13	2	0	2	0	-	0	5	7
76-77	5	0	4	1	-	1	12	20	2	0	2	0	-	0	3	7	3	0	2	1	-	1	9	13
77-78	5	0	4	1	-	1	10	25	3	0	2	1	-	1	9	15	2	0	2	0	-	0	1	10
78-79	4	0	3	1	-	1	10	20	2	0	1	1	-	1	6	9	2	0	2	0	-	0	4	11
79-80	4	1	2	1	-	3	13	15	2	1	1	0	-	2	8	9	2	0	1	1	-	1	5	6
80-81	4	1	2	1	-	3	9	18	2	0	1	1	-	1	3	9	2	1	1	0	-	2	6	9
81-82	3	0	3	0	-	0	8	16	1	0	1	0	-	0	4	7	2	0	2	0	-	0	4	9
82-83	3	3	0	0	-	6	12	8	2	2	0	0	-	4	10	7	1	1	0	0	-	2	2	1
83-84	3	1	2	0	-	2	5	9	1	0	1	0	-	0	1	4	2	1	1	0	-	2	4	5
84-85	3	2	1	0	-	4	12	8	2	1	1	0	-	2	7	4	1	1	0	0	-	2	5	4
85-86	3	2	0	1	-	5	10	6	1	1	0	0	-	2	6	3	2	1	0	1	-	3	4	3
86-87	3	1	1	1	-	3	8	8	2	1	0	1	-	3	6	5	1	0	1	0	-	0	2	3
87-88	3	2	1	0	-	4	10	5	1	1	0	0	-	2	4	1	2	1	1	0	-	2	6	4
88-89	3	1	1	1	-	3	11	7	2	0	1	1	-	1	4	5	1	1	0	0	-	2	7	2
89-90	3	1	2	0	-	2	13	13	1	0	1	0	-	0	3	5	2	1	1	0	-	2	10	8
90-91	3	1	1	1	-	3	11	11	2	0	1	1	-	1	6	8	1	1	0	0	-	2	5	3
91-92	3	1	1	1	-	3	12	12	2	1	1	0	-	2	7	7	1	0	0	1	-	1	5	5
92-93	3	1	2	0	-	2	13	11	1	1	0	0	-	2	6	2	2	0	2	0	-	0	7	9
93-94	4	0	4	0	-	0	10	23	2	0	2	0	-	0	5	9	2	0	2	0	-	0	5	14
94-95	3	2	0	1	-	5	6	3	1	1	0	0	-	2	2	1	2	1	0	1	-	3	4	2
95-96	4	2	2	0	-	4	11	11	2	0	2	0	-	0	5	9	2	2	0	0	-	4	6	2
96-97	4	1	1	2	-	4	11	11	2	0	0	2	-	2	5	5	2	1	1	0	-	2	6	6
97-98	4	1	2	1	-	3	5	7	2	1	1	0	-	2	4	4	2	0	1	1	-	1	1	3
98-99	4	1	3	0	-	2	13	14	2	1	1	0	-	2	6	5	2	0	2	0	-	0	7	9
99-00	4	1	1	2	0	4	7	7	2	0	1	1	0	1	2	5	2	1	0	1	0	3	5	2
00-01	4	2	1	1	0	5	7	7	2	1	0	1	0	3	4	3	2	1	1	0	0	2	3	4
01-02	4	2	2	0	0	4	7	12	2	2	0	0	0	4	3	1	2	0	2	0	0	0	4	11
02-03	4	1	1	1	1	4	14	18	2	1	1	0	0	2	7	10	2	0	0	1	1	2	7	8
03-04	4	1	2	1	0	3	12	14	2	1	1	0	0	2	7	8	2	0	1	1	0	1	5	6
05-06	4	1	2	-	1	3	9	11	2	0	1	-	1	1	5	7	2	1	1	-	0	2	4	4
06-07	4	0	0	-	4	4	9	10	2	0	0	-	2	2	4	4	2	0	0	-	2	2	5	6
07-08	4	2	2	-	0	4	12	7	2	2	0	-	0	4	11	3	2	0	2	-	0	0	1	4
08-09	4	3	0	-	1	7	11	8	2	2	0	-	0	4	5	2	2	1	0	-	1	3	6	6
09-10	4	3	0	-	1	7	14	7	2	1	0	-	1	3	6	5	2	2	0	-	0	4	8	2
10-11	4	1	3	-	0	2	9	13	2	1	1	-	0	2	6	6	2	0	2	-	0	0	3	7
11-12	4	3	1	-	0	6	12	12	2	1	1	-	0	2	6	7	2	2	0	-	0	4	6	5
12-13	3	2	1	-	0	4	8	9	2	2	0	-	0	4	7	5	1	0	1	-	0	0	1	4
13-14	3	1	2	-	0	2	6	9	1	0	1	-	0	0	2	4	2	1	1	-	0	2	4	5
14-15	3	3	0	-	0	6	9	0	2	2	0	-	0	4	5	0	1	1	0	-	0	2	4	0
15-16	3	3	0	-	0	6	9	4	1	1	0	-	0	2	4	1	2	2	0	-	0	4	5	3
16-17	3	3	0	-	0	6	12	7	2	2	0	-	0	4	9	6	1	1	0	-	0	2	3	1
17-18	3	3	0	-	0	6	11	8	1	1	0	-	0	2	3	3	2	2	0	-	0	4	8	5
18-19	3	2	1	-	0	4	11	3	2	1	1	-	0	2	7	1	1	1	0	-	0	2	4	2
19-20	3	2	1	-	0	4	8	11	1	1	0	-	0	2	3	2	2	1	1	-	0	2	5	9
Totals	163	64	70	21	8	157	456	519	81	34	31	12	4	84	238	247	82	30	39	9	4	73	218	272

SERIES INFORMATION

All-Time Series (W-L-T-OT)

Current Streak
 Last Washington Win
 Last Boston Win
 Last Tie
 Last Overtime Game
 Overtime Record
 Last 10 Games (W-L-OT)
 Longest Unbeaten Streak
 Longest Winning Streak
 Longest Winless Streak
 Longest Losing Streak
 Washington Shutouts (Last)
 Boston Shutouts (Last)
 Last Washington Hat Trick
 Last Boston Hat Trick
 Most Washington Goals
 Most Boston Goals

Overall

WSH trails, 64-70-21-8
 1 BOS win (12/23/19)
 12/11/19
 12/23/19
 4/1/04 (3-3)
 11/16/19 (W, 3-2, SO)
 13-11-14
 8-2-0
 14 (10/11/14-1/10/19)
 14 (10/11/14-1/10/19)
 26 (11/7/74-11/15/79)
 6 (two times)
 9 (10/3/18)
 9 (2/3/19)
 M. Perreault (1/24/12)
 C. Neely (1/2/94)
 10 (3/3/08)
 12 (12/14/74)

at Washington

WSH leads, 34-31-12-4
 1 WSH win (12/11/19)
 12/11/19
 2/3/19 (0-1)
 1/20/03 (3-3)
 12/28/17 (W, 4-3, SO)
 7-4-7
 8-2-0
 7 (3/15/15-10/3/18)
 7 (3/15/15-10/3/18)
 13 (1/7/75-10/13/79)
 5 (12/29/03-2/6/07)
 4 (10/3/18)
 4 (2/3/19)
 M. Perreault (1/24/12)
 R. Middleton (12/23/81)
 10 (3/3/08)
 8 (3/4/75)

at Boston

WSH trails, 30-39-9-4
 1 BOS win (12/23/19)
 11/16/19
 12/23/19
 4/1/04 (3-3)
 11/16/19 (W, 3-2 SO)
 6-7-7
 8-2-0
 6 (10/11/14-1/10/19)
 6 (10/11/14-1/10/19)
 15 (11/7/74-12/7/80)
 6 (two times)
 5 (10/11/14)
 5 (3/6/14)
 C. Clark (3/15/07)
 C. Neely (1/2/94)
 7 (two times)
 12 (12/14/74)

Boston Bruins

2019-20 WASHINGTON CAPITALS VS. BOSTON BRUINS

CAPITALS WON SEASON SERIES, 2-1-0 • BOSTON 1-1-1

WASHINGTON	BRUINS	CAPITALS	ATTEND	GOALTENDERS	W. GOAL
DEC 11, 2019	2	3	18,573	BRADEN HOLTBY / JAROSLAV HALAK	JOHN CARLSON
BOSTON	BRUINS	CAPITALS	ATTEND	GOALTENDERS	W. GOAL
NOV 16, 2019	2	3	17,850	BRADEN HOLTBY / JAROSLAV HALAK	JAKUB VRANA
DEC 23, 2019	7	3	17,850	TUUKKA RASK / BRADEN HOLTBY	PATRICE BERGERON

CAPITALS	GP	G	A	P	+/-	PIM	PPG	SH	GW	EN	S	%	BRUINS	GP	G	A	P	+/-	PIM	PPG	SH	GW	EN	S	%
JOHN CARLSON	3	1	3	4	-1	4	0	0	1	0	11	9.1	DAVID PASTRNAK	3	2	3	5	3	4	0	0	0	0	10	20.0
T.J. OSHIE	3	3	0	3	-2	0	1	0	0	0	10	30.0	DAVID KREJCI	3	1	3	4	0	2	0	0	0	1	2	50.0
JAKUB VRANA	3	0	2	2	0	4	0	0	0	0	8	0.0	BRAD MARCHAND	3	1	3	4	3	0	0	0	0	0	9	11.1
NICKLAS BACKSTROM	3	0	2	2	-1	0	0	0	0	0	7	0.0	CHARLIE MCAVOY	3	0	4	4	3	2	0	0	0	0	2	0.0
TOM WILSON	3	0	2	2	-1	23	0	0	0	0	10	0.0	CHARLIE COYLE	3	2	1	3	2	2	0	1	0	0	8	25.0
EVGENY KUZNETSOV	3	0	2	2	-3	4	0	0	0	0	4	0.0	SEAN KURALY	3	1	2	3	0	0	0	0	0	0	1	100.0
ALEX OVECHKIN	3	1	0	1	-3	2	0	0	0	0	11	9.1	PATRICE BERGERON	2	2	0	2	3	0	1	0	1	1	4	50.0
LARS ELLER	3	1	0	1	-2	0	0	0	0	0	11	9.1	ANDERS BJORK	3	1	0	1	1	0	0	0	0	0	3	33.3
GARNET HATHAWAY	3	1	0	1	1	4	0	0	0	0	6	16.7	JAKE DEBRUSK	2	1	0	1	-3	2	1	0	0	0	5	20.0
TRAVIS BOYD	1	1	0	1	0	0	0	0	0	0	1	100.0	ONDREJ KASE	2	0	1	1	-2	0	0	0	0	0	4	0.0
BRENDAN LEIPSIC	3	0	1	1	1	0	0	0	0	0	3	0.0	DANTON HEINEN	3	0	1	1	-1	2	0	0	0	0	2	0.0
RADKO GUDAS	3	0	1	1	0	4	0	0	0	0	4	0.0	TOREY KRUG	2	0	1	1	2	0	0	0	0	0	3	0.0
JONAS SIEGENTHALER	3	0	1	1	2	0	0	0	0	0	1	0.0	MATT GRZELCYK	3	0	1	1	2	0	0	0	0	0	3	0.0
NICK JENSEN	3	0	0	0	0	2	0	0	0	0	2	0.0	CHRIS WAGNER	2	0	0	0	0	2	0	0	0	0	1	0.0
BRENDEN DILLON	1	0	0	0	0	2	0	0	0	0	1	0.0	BRETT RITCHIE	2	0	0	0	0	2	0	0	0	0	1	0.0
MICHAL KEMPNY	3	0	0	0	-2	0	0	0	0	0	4	0.0	JOAKIM NORDSTROM	3	0	0	0	0	2	0	0	0	0	4	0.0
DMITRY ORLOV	3	0	0	0	-1	0	0	0	0	0	9	0.0	NICK RITCHIE	2	0	0	0	-1	10	0	0	0	0	2	0.0
RICHARD PANIK	3	0	0	0	0	0	0	0	0	0	6	0.0	BRANDON CARLO	3	0	0	0	2	0	0	0	0	0	7	0.0
ILYA KOVALCHUK	1	0	0	0	0	0	0	0	0	0	1	0.0	PAR LINDHOLM	2	0	0	0	-1	0	0	0	0	0	3	0.0
CHANDLER STEPHENSON	2	0	0	0	-1	2	0	0	0	0	0	0.0	JOHN MOORE	1	0	0	0	-2	0	0	0	0	0	0	0.0
NIC DOWD	2	0	0	0	1	0	0	0	0	0	0	0.0	ZDENO CHARA	2	0	0	0	0	7	0	0	0	0	2	0.0
CARL HAGELIN	2	0	0	0	0	0	0	0	0	0	3	0.0	PAUL CAREY	1	0	0	0	-1	0	0	0	0	0	0	0.0
													URHO VAAKANAINEN	1	0	0	0	0	0	0	0	0	0	1	0.0
													CONNOR CLIFTON	3	0	0	0	-3	2	0	0	0	0	1	0.0
													TRENT FREDERIC	1	0	0	0	-1	0	0	0	0	0	0	0.0

GOALTENDERS	GP	MIN	GA	GAA	SO	W	L	OT	SA	SV%	GOALTENDERS	GP	MIN	GA	GAA	SO	W	L	OT	SA	SV%
BRADEN HOLTBY	3	145	8	3.32	0	2	1	0	66	.879	TUUKKA RASK	1	60	3	3.02	0	1	0	0	42	.929
ILYA SAMSONOV	1	38	1	1.59	0	0	0	0	4	.750	JAROSLAV HALAK	2	123	5	2.44	0	0	1	1	69	.928

POWER PLAY: 1 - 10 (10%)

PENALTY KILLING: 12 - 14 (85.7%)

POWER PLAY: 2 - 14 (14%)

PENALTY KILLING: 9 - 10 (90%)

Calgary Flames

CLUB INFORMATION

Founded 1972-73 (Atlanta), 1980-91 (Calgary)
Home Arena Scotiabank Saddledome (19,289)
Stanley Cups 1 (1989)
President & Chief Executive Officer John Bean
General Manager Brad Treliving
Interim Head Coach Geoff Ward
Assistant Coach Ryan Huska, Martin Gelin, Ray Edwards
Vice President of Communications Peter Hanlon
 2019-20 Record 36-27-7 (79 points)
 2019-20 Finish 3rd, Pacific Division
 2018-19 Playoffs W. Conference First Round (def. by COL 4-1)

Scotiabank Saddledome
 P.O. Box 1540 Station M
 Calgary, Alberta T2P 3B9
 403.777.2177
 Fax: 403.777.2195
 @NHLFlames



2019-20 MEETINGS

Oct. 22 at Calgary: W, 5-3
 Nov. 3 at Washington: W, 4-2

ALL-TIME SERIES HISTORY

	TOTALS								HOME								AWAY							
YEAR	GP	W	L	T	OT	PTS	GF	GA	GP	W	L	T	OT	PTS	GF	GA	GP	W	L	T	OT	PTS	GF	GA
74-75	4	0	3	1	-	1	5	14	2	0	1	1	-	1	2	7	2	0	2	0	-	0	3	7
75-76	4	0	4	0	-	0	4	18	2	0	2	0	-	0	2	7	2	0	2	0	-	0	2	11
76-77	4	1	3	0	-	2	10	22	2	1	1	0	-	2	8	9	2	0	2	0	-	0	2	13
77-78	4	2	1	1	-	5	13	11	2	1	0	1	-	3	6	4	2	1	1	0	-	2	7	7
78-79	4	1	2	1	-	3	17	21	2	1	1	0	-	2	11	13	2	0	1	1	-	1	6	8
79-80	4	0	3	1	-	1	8	15	2	0	1	1	-	1	6	8	2	0	2	0	-	0	2	7
80-81	4	1	3	0	-	2	9	19	2	1	1	0	-	2	7	8	2	0	2	0	-	0	2	11
81-82	3	3	0	0	-	6	22	12	2	2	0	0	-	4	17	9	1	1	0	0	-	2	5	3
82-83	3	2	1	0	-	4	12	11	1	1	0	0	-	2	5	3	2	1	1	0	-	2	7	8
83-84	3	2	1	0	-	4	12	7	2	2	0	0	-	4	10	4	1	0	1	0	-	0	2	3
84-85	3	2	1	0	-	4	11	11	1	1	0	0	-	2	4	3	2	1	1	0	-	2	7	8
85-86	3	0	3	0	-	0	9	13	2	0	2	0	-	0	7	9	1	0	1	0	-	0	2	4
86-87	3	1	2	0	-	2	9	12	1	0	1	0	-	0	3	6	2	1	1	0	-	2	6	6
87-88	3	1	2	0	-	2	11	17	2	1	1	0	-	2	9	9	1	0	1	0	-	0	2	8
88-89	3	0	2	1	-	1	5	10	1	0	1	0	-	0	1	2	2	0	1	1	-	1	4	8
89-90	3	1	0	2	-	4	11	8	2	1	0	1	-	3	8	5	1	0	0	1	-	1	3	3
90-91	3	1	2	0	-	2	10	19	1	1	0	0	-	2	4	2	2	0	2	0	-	0	6	17
91-92	3	2	0	1	-	5	13	7	2	2	0	0	-	4	9	3	1	0	0	1	-	1	4	4
92-93	2	1	1	0	-	2	7	7	1	0	1	0	-	0	4	6	1	1	0	0	-	2	3	1
93-94	2	0	1	1	-	1	6	7	1	0	0	1	-	1	4	4	1	0	1	0	-	0	2	3
94-95	Teams did not meet in 1994-95																							
95-96	2	1	0	1	-	3	7	6	1	1	0	0	-	2	3	2	1	0	0	1	-	1	4	4
96-97	2	1	1	0	-	2	4	6	1	1	0	0	-	2	2	1	1	0	1	0	-	0	2	5
97-98	2	1	1	0	-	2	7	5	1	1	0	0	-	2	5	2	1	0	1	0	-	0	2	3
98-99	2	0	1	1	-	1	4	5	1	0	1	0	-	0	4	5	1	0	0	1	-	1	0	0
99-00	1	1	0	0	0	2	2	1	1	1	0	0	0	2	2	1	0	0	0	0	0	0	0	0
00-01	1	0	0	1	0	1	4	4	0	0	0	0	0	0	0	0	1	0	0	1	0	1	4	4
01-02	1	1	0	0	0	2	3	2	1	1	0	0	0	2	3	2	0	0	0	0	0	0	0	0
02-03	2	2	0	0	0	4	8	3	1	1	0	0	0	2	4	2	1	1	0	0	0	2	4	1
03-04	1	0	0	1	0	1	3	3	1	0	0	1	0	1	3	3	0	0	0	0	0	0	0	0
05-06	Teams did not meet in 2005-06																							
06-07	1	1	0	-	0	2	4	2	0	0	0	-	0	0	0	0	1	1	0	-	0	2	4	2
07-08	1	1	0	-	0	2	3	2	1	1	0	-	0	2	3	2	0	0	0	-	0	0	0	0
08-09	1	0	1	-	0	0	1	2	0	0	0	-	0	0	0	0	1	0	1	-	0	0	1	2
09-10	1	0	1	-	0	0	3	5	1	0	1	-	0	0	3	5	0	0	0	-	0	0	0	0
10-11	1	1	0	-	0	2	7	2	0	0	0	-	0	0	0	0	1	1	0	-	0	2	7	2
11-12	1	1	0	-	0	2	3	1	1	1	0	-	0	2	3	1	0	0	0	-	0	0	0	0
12-13	Teams did not meet in 2012-13																							
13-14	2	1	1	-	0	2	6	9	1	1	0	-	0	2	4	4	1	0	1	-	0	0	2	5
14-15	2	1	0	-	1	3	6	5	1	0	0	-	1	1	3	4	1	1	0	-	0	2	3	1
15-16	2	1	0	-	1	3	8	5	1	0	0	-	1	1	2	3	1	1	0	-	0	2	6	2
16-17	2	2	0	-	0	4	7	3	1	1	0	-	0	2	4	2	1	1	0	-	0	2	3	1
17-18	2	0	2	-	0	0	2	6	1	0	1	-	0	0	1	4	1	0	1	-	0	0	1	2
18-19	2	2	0	-	0	4	7	6	1	1	0	-	0	2	4	3	1	1	0	-	0	2	3	3
19-20	2	2	0	-	0	4	9	5	1	1	0	-	0	2	4	2	1	1	0	-	0	2	5	3
Totals	99	41	43	13	2	97	312	349	51	27	16	6	2	62	184	169	48	14	27	7	0	35	128	180

SERIES INFORMATION

All-Time Series (W-L-T-OT)
 Current Streak
 Last Washington Win
 Last Calgary Win
 Last Tie
 Last Overtime Game
 Overtime Record
 Last 10 Games (W-L-T-OT)
 Longest Unbeaten Streak
 Longest Winning Streak
 Longest Winless Streak
 Longest Losing Streak
 Washington Shutouts (Last)
 Calgary Shutouts (Last)
 Last Washington Hat Trick
 Last Calgary Hat Trick
 Most Washington Goals
 Most Calgary Goals

Overall

WSH trails, 41-43-13-2
 4 WSH wins (10/27/18-11/3/19)
 11/3/19 (4-2)
 11/20/17 (1-4)
 1/14/04 (3-3)
 10/27/18 (W, 4-3 SO)
 3-4-10
 7-2-1
 8 (1/26/00-3/12/08)
 4 (12/2/81-11/16/82)
 8 (11/12/74-3/28/76)
 7 (11/13/74-3/28/76)
 1 (10/30/98)
 6 (10/30/98)
 J. Vrana (11/3/19)
 T. Lysiak (10/14/78)
 9 (12/2/81)
 9 (10/27/90)

at Washington

WSH leads, 27-16-6-2
 2 WSH wins (2/1/19-11/3/19)
 11/3/19 (4-2)
 11/20/17 (1-4)
 1/14/04 (3-3)
 11/13/15 (L, 2-3 OT)
 2-3-4
 6-2-2
 6 (12/2/81-10/30/84)
 6 (12/2/81-10/30/84)
 4 (two times)
 4 (11/9/85-12/8/87)
 none
 1 (3/23/75)
 J. Vrana (11/3/19)
 T. Lysiak (10/14/78)
 9 (12/2/81)
 7 (11/14/78)

at Calgary

WSH trails, 14-27-7-0
 2 WSH wins (10/27/18-10/22/19)
 10/22/19 (5-2)
 10/29/17 (1-2)
 2/13/01 (4-4)
 10/27/18 (W, 4-3 SO)
 1-1-6
 7-3-0
 4 (10/30/98-10/30/06)
 3 (10/25/14-10/30/16)
 7 (two times)
 6 (11/13/74-11/24/76)
 1 (10/30/98)
 5 (10/30/98)
 A. Haworth (2/24/83)
 None
 7 (10/30/10)
 9 (10/27/90)

Calgary Flames

2019-20 WASHINGTON CAPITALS VS. CALGARY FLAMES

CAPITALS WON SEASON SERIES, 2-0-0 • CALGARY 0-2-0

WASHINGTON	FLAMES	CAPITALS	ATTEND	GOALTENDERS	W. GOAL
NOV 3, 2019	2	4	18,573	ILYA SAMSONOV / CAM TALBOT	JAKUB VRANA
CALGARY	FLAMES	CAPITALS	ATTEND	GOALTENDERS	W. GOAL
OCT 22, 2019	3	5	18,002	BRADEN HOLTBY / CAM TALBOT	TOM WILSON

CAPITALS	GP	G	A	P	+/-	PIM	PP	SH	GW	EN	S	%	FLAMES	GP	G	A	P	+/-	PIM	PP	SH	GW	EN	S	%
ILYA KOVALCHUK	3	2	2	4	2	0	1	0	0	0	8	25.0	ANDREW MANGIAPANE	2	1	2	3	1	2	0	0	0	0	5	20.0
JAKUB VRANA	2	3	0	3	3	0	0	0	1	0	8	37.5	ELIAS LINDHOLM	2	2	0	2	-4	0	1	0	0	0	4	50.0
TOM WILSON	2	1	2	3	4	0	0	0	1	0	3	33.3	TOBIAS RIEDER	2	1	0	1	0	0	0	0	0	0	4	25.0
JOHN CARLSON	2	2	0	2	4	2	0	0	0	1	9	22.2	AUSTIN CZARNIK	1	1	0	1	1	0	0	0	0	0	2	50.0
ALEX OVECHKIN	2	1	1	2	0	2	0	0	0	0	9	11.1	MARK GIORDANO	2	0	1	1	-5	2	0	0	0	0	3	0.0
LARS ELLER	2	1	1	2	0	0	1	0	0	0	7	14.3	TJ BRODIE	2	0	1	1	-1	2	0	0	0	0	6	0.0
CHANDLER STEPHENSON	3	1	1	2	2	0	0	0	0	0	2	50.0	DEREK RYAN	2	0	1	1	0	2	0	0	0	0	3	0.0
MICHAL KEMPNY	2	0	2	2	4	0	0	0	0	0	2	0.0	JOHNNY GAUDREAU	2	0	1	1	-5	0	0	0	0	0	5	0.0
EVGENY KUZNETSOV	2	0	2	2	4	2	0	0	0	0	3	0.0	MILAN LUCIC	1	0	1	1	0	0	0	0	0	0	2	0.0
NICKLAS BACKSTROM	2	0	1	1	0	0	0	0	0	0	6	0.0	MATTHEW TKACHUK	2	0	1	1	-1	0	0	0	0	0	2	0.0
RADKO GUDAS	2	0	1	1	0	0	0	0	0	0	1	0.0	OLIVER KYLINGTON	1	0	1	1	2	0	0	0	0	0	1	0.0
T.J. OSHIE	2	0	1	1	-1	2	0	0	0	0	0	0.0	RASMUS ANDERSSON	2	0	0	0	1	0	0	0	0	0	4	0.0
NICK JENSEN	2	0	0	0	0	0	0	0	0	0	3	0.0	MIKAEL BACKLUND	2	0	0	0	2	2	0	0	0	0	4	0.0
BRENDEN DILLON	3	0	0	0	2	8	0	0	0	0	4	0.0	SEAN MONAHAN	2	0	0	0	-5	0	0	0	0	0	5	0.0
DMITRY ORLOV	2	0	0	0	-1	2	0	0	0	0	4	0.0	TRAVIS HAMONIC	2	0	0	0	-3	0	0	0	0	0	2	0.0
GARNET HATHAWAY	2	0	0	0	0	0	0	0	0	0	2	0.0	MICHAEL STONE	1	0	0	0	0	0	0	0	0	0	0	0.0
NIC DOWD	1	0	0	0	0	2	0	0	0	0	1	0.0	NOAH HANIFIN	2	0	0	0	-2	0	0	0	0	0	4	0.0
BRENDAN LEIPSIC	2	0	0	0	1	0	0	0	0	0	2	0.0	ERIK GUSTAFSSON	1	0	0	0	0	0	0	0	0	0	2	0.0
JONAS SIEGENTHALER	2	0	0	0	1	2	0	0	0	0	0	0.0	MICHAEL FROLIK	2	0	0	0	-1	0	0	0	0	0	3	0.0
CARL HAGELIN	2	0	0	0	-1	0	0	0	0	0	1	0.0	MARK JANKOWSKI	2	0	0	0	-1	0	0	0	0	0	1	0.0
TRAVIS BOYD	1	0	0	0	0	0	0	0	0	0	0	0.0	ALAN QUINE	1	0	0	0	0	2	0	0	0	0	0	0.0
													SAM BENNETT	1	0	0	0	0	0	0	0	0	0	2	0.0
GOALTENDER	GP	MIN	GA	GAA	SO	W	L	OT	SA	SV%	GOALTENDER	GP	MIN	GA	GAA	SO	W	L	OT	SA	SV%				
BRADEN HOLTBY	1	60	3	3.00	0	1	0	0	35	.914	CAM TALBOT	2	116	8	4.13	0	0	2	0	61	.869				
ILYA SAMSONOV	1	60	2	2.01	0	1	0	0	27	.926															

POWER PLAY: 1 - 5 (20%)

PENALTY KILLING: 5 - 6 (83.3%)

POWER PLAY: 1 - 6 (16.7%)

PENALTY KILLING: 4 - 5 (80%)

Carolina Hurricanes

CLUB INFORMATION

Founded.....1972-73 (WHA), 1979-80 (Hartford- NHL), 1997-98 (Carolina)
Home Arena.....PNC Arena (18,680)
Stanley Cups.....1 (2006)
Owner/Governor.....Tom Dundon
President & General Manager.....Don Waddell
Head Coach.....Rod Brind'Amour
Assistant Coach.....Jeff Daniels, Dean Chynoweth
Vice President of Communications & Team Services.....Mike Sundheim
 2019-20 Record.....38-25-5 (81 points)
 2019-20 Finish.....4th, Metropolitan Division
 2018-19 Playoffs.....E. Conference Final (def. by BOS 4-0)

PNC Arena
 1400 Edwards Mill Rd.
 Raleigh, NC 27607
 919.467.7825
 Fax: 919.462.0123
 @CanesNHL



2019-20 MEETINGS

Oct. 5 at Washington: OTL, 2-3
 Dec. 28 at Carolina: L, 4-6
 Jan. 3 at Carolina: W, 4-3
 Jan. 13 at Washington: W, 2-0

ALL-TIME SERIES HISTORY

TOTALS										HOME										AWAY									
YEAR	GP	W	L	T	OT	PTS	GF	GA		GP	W	L	T	OT	PTS	GF	GA			GP	W	L	T	OT	PTS	GF	GA		
79-80	4	2	1	1	-	5	22	16		2	1	0	1	-	3	12	8			2	1	1	0	-	2	10	8		
80-81	4	3	1	0	-	6	19	13		2	2	0	0	-	2	6	7			2	2	0	0	-	4	13	6		
81-82	3	2	1	0	-	4	13	7		1	1	0	0	-	2	7	1			2	1	1	0	-	2	6	6		
82-83	3	2	0	1	-	5	15	10		2	2	0	0	-	4	11	6			1	0	0	1	-	1	4	4		
83-84	3	2	1	0	-	4	8	8		1	1	0	0	-	2	4	2			2	1	1	0	-	2	4	6		
84-85	3	1	2	0	-	2	4	7		2	1	1	0	-	2	4	5			1	0	1	0	-	0	0	2		
85-86	3	2	0	1	-	5	15	12		1	1	0	0	-	2	4	2			2	1	0	1	-	3	11	10		
86-87	3	1	2	0	-	2	9	9		2	0	2	0	-	0	3	8			1	1	0	0	-	2	6	1		
87-88	3	2	1	0	-	4	14	10		1	1	0	0	-	2	6	2			2	1	1	0	-	2	8	8		
88-89	3	3	0	0	-	6	12	4		2	2	0	0	-	4	4	2			1	1	0	0	-	2	8	2		
89-90	3	1	2	0	-	2	9	10		1	0	1	0	-	0	3	4			2	1	1	0	-	2	6	6		
90-91	3	0	3	0	-	0	6	10		2	0	2	0	-	0	4	6			1	0	1	0	-	0	2	4		
91-92	3	1	1	1	-	3	7	12		1	0	1	0	-	0	2	8			2	1	0	1	-	3	5	4		
92-93	4	3	1	0	-	6	18	13		2	2	0	0	-	4	9	5			2	1	1	0	-	2	9	8		
93-94	4	2	2	0	-	4	9	12		2	1	1	0	-	2	5	7			2	1	1	0	-	2	4	5		
94-95	4	2	1	1	-	5	15	8		2	1	1	0	-	2	9	7			2	1	0	1	-	3	6	1		
95-96	4	2	1	1	-	5	9	6		2	1	0	1	-	3	5	2			2	1	1	0	-	2	4	4		
96-97	4	2	1	1	-	5	9	8		2	2	0	0	-	4	8	5			2	0	1	1	-	1	1	3		
97-98	4	4	0	0	-	8	9	5		2	2	0	0	-	4	3	1			2	2	0	0	-	4	6	4		
98-99	5	2	2	1	-	5	11	11		2	1	1	0	-	2	6	4			3	1	1	1	-	3	5	7		
99-00	5	2	1	2	0	6	12	10		3	2	0	1	0	5	9	6			2	0	1	1	0	1	3	4		
00-01	5	2	1	1	1	6	15	11		2	1	1	0	0	2	7	3			3	1	0	1	1	4	8	8		
01-02	5	2	1	2	0	6	19	15		3	1	1	1	0	3	13	10			2	1	0	1	0	3	6	5		
02-03	5	4	1	0	0	8	14	8		2	2	0	0	0	4	7	3			3	2	1	0	0	4	7	5		
03-04	6	4	1	1	0	9	22	11		3	2	1	0	0	4	12	4			3	2	0	1	0	5	10	7		
05-06	8	3	3	-	2	8	26	28		4	1	2	-	1	3	11	13			4	2	1	-	1	5	15	15		
06-07	8	3	5	-	0	6	23	29		4	2	2	-	0	4	13	12			4	1	3	-	0	2	10	17		
07-08	8	4	4	-	0	8	20	22		4	3	1	-	0	6	12	5			4	1	3	-	0	2	8	17		
08-09	6	3	3	-	0	6	16	19		3	2	1	-	0	4	9	11			3	1	2	-	0	2	7	8		
09-10	6	3	1	-	2	8	19	20		3	2	1	-	0	4	11	12			3	1	0	-	2	4	8	8		
10-11	6	5	0	-	1	11	15	9		3	2	0	-	1	5	6	5			3	3	0	-	0	6	9	4		
11-12	6	3	2	-	1	7	14	17		3	2	0	-	1	5	9	8			3	1	2	-	0	2	5	9		
12-13	5	4	1	-	0	8	14	10		3	2	1	-	0	4	6	5			2	2	0	-	0	4	8	5		
13-14	5	2	2	-	1	5	15	15		3	0	2	-	1	1	6	11			2	2	0	-	0	4	9	4		
14-15	4	3	1	-	0	6	10	9		2	2	0	-	0	4	8	5			2	1	1	-	0	2	2	4		
15-16	4	3	1	-	0	6	10	7		2	2	0	-	0	4	6	2			2	1	1	-	0	2	4	5		
16-17	4	3	1	-	0	6	16	9		2	2	0	-	0	4	11	1			2	1	1	-	0	2	5	8		
17-18	4	2	2	-	0	4	11	14		2	0	2	-	0	0	2	7			2	2	0	-	0	4	9	7		
18-19	4	4	0	-	0	8	15	9		2	2	0	-	0	4	7	2			2	2	0	-	0	4	8	7		
19-20	4	2	1	-	1	5	12	12		2	1	0	-	1	3	4	3			2	1	1	-	0	2	8	9		
Totals	178	100	55	14	9	223	550	475		89	54	26	4	5	117	284	220			89	46	29	10	4	106	266	255		

SERIES INFORMATION

All-Time Series (W-L-T-OT)
 Current Streak
 Last Washington Win
 Last Carolina Win
 Last Tie
 Last Overtime Game
 Overtime Record
 Last 10 Games (W-L-OT)
 Longest Unbeaten Streak
 Longest Winning Streak
 Longest Winless Streak
 Longest Losing Streak
 Washington Shutouts (Last)
 Carolina Shutouts (Last)
 Last Washington Hat Trick
 Last Carolina Hat Trick
 Most Washington Goals
 Most Carolina Goals

Overall

WSH leads, 100-55-14-9
 2 WSH wins (1/3/20-1/13/20)
 1/13/20 (2-0)
 12/28/19 (4-6)
 2/12/04 (3-3)
 10/5/19 (L, 2-3 OT)
 10-7-19
 7-2-1
 6 (3/2/03-2/12/04)
 5 (three times)
 4 (two times)
 4 (3/2/90-3/12/91)
 12 (1/13/20)
 11 (2/27/15)
 A. Semin (10/7/06)
 J. Skinner (1/2/14)
 9 (3/8/80)
 8 (3/24/92)

at Washington

WSH leads, 54-26-4-5
 1 WSH win (1/3/20)
 1/3/20 (4-3)
 10/5/19 (2-3 OT)
 12/30/01 (5-5)
 10/5/19 (L, 2-3 OT)
 6-4-7
 7-2-1
 7 (4/21/95-4/19/98)
 5 (2/27/82-12/29/84)
 4 (3/2/90-3/24/92)
 4 (3/2/90-3/24/92)
 8 (2/7/17)
 3 (3/12/13)
 A. Semin (10/7/06)
 J. Skinner (1/2/14)
 9 (3/8/80)
 8 (3/24/92)

at Carolina

WSH leads, 46-29-10-4
 1 WSH wins (1/13/20)
 1/13/20 (2-0)
 12/28/19 (4-6)
 2/12/04 (3-3)
 12/14/18 (W, 6-5 SO)
 4-3-12
 7-3-0
 5 (3/14/13-12/4/14)
 5 (two times)
 5 (two times)
 5 (1/26/07-2/23/08)
 4 (1/13/20)
 8 (2/27/15)
 A. Ovechkin (12/14/18)
 J. Tlustý (4/2/13)
 8 (two times)
 7 (10/12/05)

Carolina Hurricanes

2019-20 WASHINGTON CAPITALS VS. CAROLINA HURRICANES

CAPITALS WON SEASON SERIES 2-1-1 • CAROLINA 2-2-0

WASHINGTON	HURRICANES	CAPITALS	ATTEND	GOALTENDERS	W. GOAL
OCT 5, 2019	3	2	18,573	JAMES REIMER / BRADEN HOLTBY	JAKE GARDINER
JAN 13, 2020	0	2	18,573	ILYA SAMSONOV / PETR MRAZEK	ALEX OVECHKIN
CAROLINA	HURRICANES	CAPITALS	ATTEND	GOALTENDERS	W. GOAL
DEC 28, 2019	6	4	18,680	PETR MRAZEK / BRADEN HOLTBY	MARTIN NECAS
JAN 3, 2020	3	4	18,680	ILYA SAMSONOV / PETR MRAZEK	JAKUB VRANA

CAPITALS	GP	G	A	P	+/-	PIM	PPG	SH	GW	EN	S	%	HURRICANES	GP	G	A	P	+/-	PIM	PPG	SH	GW	EN	S	%
ALEX OVECHKIN	4	3	1	4	-5	2	2	0	1	0	16	18.8	ANDREI SVECHNIKOV	4	1	4	5	3	6	0	0	0	1	10	10.0
JOHN CARLSON	4	0	4	4	-1	0	0	0	0	0	11	0.0	WARREN FOEGELE	4	2	2	4	5	4	0	1	0	0	10	20.0
EVGENY KUZNETSOV	3	2	1	3	0	2	2	0	0	0	7	28.6	RYAN DZINGEL	4	1	2	3	-1	0	1	0	0	0	5	20.0
JAKUB VRANA	4	1	2	3	-1	0	0	0	1	0	8	12.5	JORDAN STAAL	4	1	1	2	3	8	0	0	0	0	6	16.7
LARS ELLER	4	1	2	3	-2	6	1	0	0	0	9	11.1	VINCENT TROCHECK	1	1	1	2	1	0	0	0	0	0	5	20.0
RICHARD PANIK	4	2	0	2	2	0	0	0	0	0	6	33.3	JAKE GARDINER	4	1	1	2	-1	2	0	0	1	0	8	12.5
CHANDLER STEPHENSON	3	1	1	2	2	0	0	1	0	0	5	20.0	ERIK HAULA	4	1	1	2	-1	4	1	0	0	0	6	16.7
GARNET HATHAWAY	4	1	1	2	2	0	0	0	0	0	6	16.7	JACCOB SLAVIN	4	1	1	2	5	0	0	0	0	0	5	20.0
T.J. OSHIE	4	1	1	2	-2	2	0	0	0	0	7	14.3	TEUVO TERAVAINEN	4	1	1	2	0	2	1	0	0	0	6	16.7
DMITRY ORLOV	4	0	2	2	1	2	0	0	0	0	4	0.0	MARTIN NECAS	4	1	1	2	-1	2	0	0	1	0	5	20.0
NICKLAS BACKSTROM	4	0	2	2	-4	0	0	0	0	0	5	0.0	JORDAN MARTINOOK	4	0	2	2	-1	0	0	0	0	0	3	0.0
RADKO GUDAS	4	0	2	2	3	2	0	0	0	0	5	0.0	DOUGIE HAMILTON	4	1	0	1	3	6	0	0	0	0	14	7.1
NIC DOWD	4	1	0	1	2	10	0	0	0	0	2	50.0	LUCAS WALLMARK	4	1	0	1	-2	0	1	0	0	0	5	20.0
BRENDEN DILLON	2	0	1	1	1	0	0	0	0	0	2	0.0	HAYDN FLEURY	3	0	1	1	-2	0	0	0	0	0	6	0.0
BRENDAN LEIPSIC	4	0	1	1	2	0	0	0	0	0	8	0.0	SEBASTIAN AHO	4	0	1	1	0	4	0	0	0	0	9	0.0
TOM WILSON	3	0	1	1	-1	4	0	0	0	0	6	0.0	NINO NIEDERREITER	4	0	1	1	0	4	0	0	0	0	3	0.0
CARL HAGELIN	4	0	1	1	2	2	0	0	0	0	8	0.0	BRETT PESCE	4	0	1	1	0	0	0	0	0	0	9	0.0
NICK JENSEN	4	0	0	0	-1	4	0	0	0	0	8	0.0	JOEL EDMUNDSON	4	0	0	0	-4	4	0	0	0	0	3	0.0
MICHAL KEMPNY	2	0	0	0	1	0	0	0	0	0	1	0.0	JULIEN GAUTHIER	1	0	0	0	0	0	0	0	0	0	0	0.0
ILYA KOVALCHUK	1	0	0	0	-2	0	0	0	0	0	3	0.0	BROCK MCGINN	4	0	0	0	-4	0	0	0	0	0	7	0.0
CHRISTIAN DJOOS	1	0	0	0	0	0	0	0	0	0	0	0.0	TREVOR VAN RIEMSDYK	1	0	0	0	0	0	0	0	0	0	1	0.0
JONAS SIEGENTHALER	4	0	0	0	-1	6	0	0	0	0	1	0.0	BRADY SKJEI	2	0	0	0	0	0	0	0	0	0	3	0.0
MARTIN FEHERVARY	1	0	0	0	-1	0	0	0	0	0	3	0.0													
TRAVIS BOYD	1	0	0	0	0	2	0	0	0	0	1	0.0													

GOALTENDERS	GP	MIN	GA	GAA	SO	W	L	OT	SA	SV%	GOALTENDERS	GP	MIN	GA	GAA	SO	W	L	OT	SA	SV%
ILYA SAMSONOV	2	119	3	1.51	1	2	0	0	64	.953	JAMES REIMER	1	64	2	1.87	0	1	0	0	34	.941
BRADEN HOLTBY	2	124	8	3.89	0	0	1	1	56	.857	PETR MRAZEK	3	176	10	3.40	0	1	2	0	88	.886

POWER PLAY: 5 - 21 (24%)

PENALTY KILLING: 12 - 16 (75%)

POWER PLAY: 4 - 16 (25%)

PENALTY KILLING: 16 - 21 (76.2%)

Chicago Blackhawks

CLUB INFORMATION

Founded.....1926-27
Home Arena.....United Center (19,717)
Stanley Cups.....6 (most recent, 2015)
Interim President.....Danny Wirtz
Senior Vice President/General Manager.....Stan Bowman
Head Coach.....Jeremy Colliton
Assistant Coaches.....Sheldon Brookbank, Tomas Mitell, Marc Crawford
Vice President of Communications.....Adam Rogowin
2019-20 Record.....32-30-8 (72 points)
2019-20 Finish.....7th, Central Division
2018-19 Playoffs.....DNQ

United Center
 1901 W. Madison
 Chicago, IL 60612
 312.455.7000
 Fax: 312.455.7041
 @NHLBlackhawks



2019-20 MEETINGS

Oct. 20 at Chicago: W, 5-3

ALL-TIME SERIES HISTORY

YEAR	TOTALS								HOME								AWAY															
	GP	W	L	T	OT	PTS	GF	GA	GP	W	L	T	OT	PTS	GF	GA	GP	W	L	T	OT	PTS	GF	GA								
74-75	4	1	3	0	-	2	11	22	2	1	1	0	-	2	6	9	2	0	2	0	-	0	5	13								
75-76	4	2	2	0	-	4	15	17	2	1	1	0	-	2	6	8	2	1	1	0	-	2	9	9								
76-77	4	1	2	1	-	3	19	18	2	1	1	0	-	2	11	9	2	0	1	1	-	1	8	9								
77-78	4	0	3	1	-	1	7	16	2	0	1	1	-	1	4	8	2	0	2	0	-	0	3	8								
78-79	4	1	2	1	-	3	11	12	2	1	1	0	-	2	6	5	2	0	1	1	-	1	5	7								
79-80	4	2	2	0	-	4	14	13	2	2	0	0	-	4	12	4	2	0	2	0	-	0	2	9								
80-81	4	1	1	2	-	4	13	15	2	1	0	1	-	3	7	5	2	0	1	1	-	1	6	10								
81-82	3	1	2	0	-	2	12	15	2	1	1	0	-	2	9	8	1	0	1	0	-	0	3	7								
82-83	3	2	0	1	-	5	13	9	1	1	0	0	-	2	4	2	2	1	0	1	-	3	9	7								
83-84	3	1	1	1	-	3	9	9	2	1	0	1	-	3	7	5	1	0	1	0	-	0	2	4								
84-85	3	3	0	0	-	6	13	5	1	1	0	0	-	2	5	0	2	2	0	0	-	4	8	5								
85-86	3	2	1	0	-	4	16	13	2	1	1	0	-	2	12	11	1	1	0	0	-	2	4	2								
86-87	3	1	1	1	-	3	10	11	1	1	0	0	-	2	3	2	2	0	1	1	-	1	7	9								
87-88	3	2	1	0	-	4	12	10	2	2	0	0	-	4	8	5	1	0	1	0	-	0	4	5								
88-89	3	2	1	0	-	4	14	13	1	1	0	0	-	2	6	3	2	1	1	0	-	2	8	10								
89-90	3	1	2	0	-	2	6	4	2	1	1	0	-	2	6	3	1	0	1	0	-	0	0	1								
90-91	3	0	3	0	-	0	7	10	1	0	1	0	-	0	3	4	2	0	2	0	-	0	4	6								
91-92	2	0	2	0	-	0	4	11	1	0	1	0	-	0	2	7	1	0	1	0	-	0	2	4								
92-93	3	1	1	1	-	3	8	9	2	1	0	1	-	3	6	3	1	0	1	0	-	0	2	6								
93-94	2	2	0	0	-	4	10	4	1	1	0	0	-	2	4	1	1	1	0	0	-	2	6	3								
94-95	Teams did not meet in 1994-95																															
95-96	2	1	1	0	-	2	4	6	1	0	1	0	-	0	1	4	1	1	0	0	-	2	3	2								
96-97	2	0	2	0	-	0	5	10	1	0	1	0	-	0	2	5	1	0	1	0	-	0	3	5								
97-98	2	2	0	0	-	4	5	2	1	1	0	0	-	2	3	2	1	1	0	0	-	2	2	0								
98-99	2	1	1	0	-	2	5	5	1	0	1	0	-	0	2	4	1	1	0	0	-	2	3	1								
99-00	2	1	0	1	0	3	7	6	1	0	0	1	0	1	2	2	1	1	0	0	0	2	5	4								
00-01	2	0	2	0	0	0	3	6	1	0	1	0	0	0	2	3	1	0	1	0	0	0	1	3								
01-02	1	1	0	0	0	2	3	1	1	1	0	0	0	2	3	1	0	0	0	0	0	0	0	0								
02-03	1	0	0	1	0	1	2	2	0	0	0	0	0	0	0	0	1	0	0	1	0	1	2	2								
03-04	2	1	1	0	0	2	7	4	1	0	1	0	0	0	3	4	1	1	0	0	0	2	4	0								
05-06	1	0	0	-	1	1	3	4	1	0	0	-	1	1	3	4	0	0	0	-	0	0	0	0								
06-07	Teams did not meet in 2006-07																															
07-08	1	0	1	-	0	0	0	5	0	0	0	-	0	0	0	0	1	0	1	-	0	0	0	5								
08-09	1	1	0	-	0	2	4	2	1	1	0	-	0	2	4	2	0	0	0	-	0	0	0	0								
09-10	1	1	0	-	0	2	4	3	0	0	0	-	0	0	0	0	1	1	0	-	0	2	4	3								
10-11	1	1	0	-	0	2	4	3	1	1	0	-	0	2	4	3	0	0	0	-	0	0	0	0								
11-12	1	0	1	-	0	0	2	5	0	0	0	-	0	0	0	0	1	0	1	-	0	0	2	5								
12-13	Teams did not meet in 2012-13																															
13-14	2	1	1	-	0	2	8	6	1	1	0	-	0	2	4	0	1	0	1	-	0	0	4	6								
14-15	2	2	0	-	0	4	6	4	1	1	0	-	0	2	3	2	1	1	0	-	0	2	3	2								
15-16	2	1	1	-	0	2	6	4	1	1	0	-	0	2	4	1	1	0	1	-	0	0	2	3								
16-17	2	2	0	-	0	4	9	2	1	1	0	-	0	2	6	0	1	1	0	-	0	2	3	2								
17-18	2	1	1	-	0	2	7	9	1	1	0	-	0	2	6	2	1	0	1	-	0	0	1	7								
18-19	2	1	1	-	0	2	9	10	1	1	0	-	0	2	4	2	1	0	1	-	0	0	5	8								
19-20	1	1	0	-	0	2	5	3	Teams did not meet in 2019-20																1	1	0	-	0	2	5	3
TOTALS	100	45	43	11	1	102	332	338	50	29	15	5	1	64	183	143	50	16	28	6	0	38	149	190								

Chicago Blackhawks

2019-20 WASHINGTON CAPITALS VS. CHICAGO BLACKHAWKS

CAPITALS WON SEASON SERIES, 1-0-0 • CHICAGO 0-1-0

CHICAGO	BLACKHAWKS	CAPITALS	ATTEND	GOALTENDERS	W. GOAL
OCT 20, 2019	3	5	21,187	BRADEN HOLTBY / COREY CRAWFORD	TOM WILSON

CAPITALS	GP	G	A	P	+/-	PIM	PP	SH	GW	EN	S	%	BLACKHAWKS	GP	G	A	P	+/-	PIM	PP	SH	GW	EN	S	%
LARS ELLER	1	1	1	2	1	2	0	0	0	1	2	50.0	ALEX NYLANDER	1	0	2	2	2	0	0	0	0	0	2	0.0
CARL HAGELIN	1	0	2	2	3	0	0	0	0	0	4	0.0	DOMINIK KUBALIK	1	1	0	1	1	0	0	0	0	0	10	10.0
ALEX OVECHKIN	1	1	0	1	0	0	0	0	0	0	5	20.0	PATRICK KANE	1	1	0	1	-2	0	0	0	0	0	3	33.3
NIC DOWD	1	1	0	1	0	0	0	1	0	0	2	50.0	DRAKE CAGGIULA	1	1	0	1	1	0	0	0	0	0	1	100.0
TOM WILSON	1	1	0	1	1	0	0	0	1	0	2	50.0	BRANDON SAAD	1	0	1	1	0	0	0	0	0	0	5	0.0
T.J. OSHIE	1	1	0	1	0	0	1	0	0	0	1	100.0	RYAN CARPENTER	1	0	1	1	2	0	0	0	0	0	1	0.0
BRENDEN DILLON	2	0	1	1	3	2	0	0	0	0	1	0.0	DAVID KAMPF	1	0	1	1	1	0	0	0	0	0	2	0.0
MICHAL KEMPNY	1	0	1	1	0	2	0	0	0	0	1	0.0	DUNCAN KEITH	1	0	0	0	-1	0	0	0	0	0	2	0.0
DMITRY ORLOV	1	0	1	1	-1	0	0	0	0	0	0	0.0	CONNOR MURPHY	1	0	0	0	-1	2	0	0	0	0	2	0.0
ILYA KOVALCHUK	3	0	1	1	0	2	0	0	0	0	8	0.0	OLLI MAATTA	1	0	0	0	1	0	0	0	0	0	1	0.0
CHRISTIAN DJOOS	1	0	1	1	0	0	0	0	0	0	2	0.0	BRENT SEABROOK	1	0	0	0	0	0	0	0	0	0	4	0.0
JOHN CARLSON	1	0	1	1	2	0	0	0	0	0	1	0.0	ALEX DEBRINCAT	1	0	0	0	-3	0	0	0	0	0	3	0.0
EVGENY KUZNETSOV	1	0	1	1	0	0	0	0	0	0	1	0.0	DYLAN STROME	1	0	0	0	-2	0	0	0	0	0	2	0.0
NICK JENSEN	1	0	0	0	-2	0	0	0	0	0	0	0.0	JONATHAN TOEWS	1	0	0	0	-3	0	0	0	0	0	2	0.0
JAKUB VRANA	1	0	0	0	-1	0	0	0	0	0	1	0.0	CALVIN DE HAAN	1	0	0	0	1	0	0	0	0	0	0	0.0
NICKLAS BACKSTROM	1	0	0	0	1	0	0	0	0	0	2	0.0	ERIK GUSTAFSSON	1	0	0	0	0	0	0	0	0	0	2	0.0
CHANDLER STEPHENSON	2	0	0	0	0	6	0	0	0	0	2	0.0	ANDREW SHAW	1	0	0	0	-2	2	0	0	0	0	2	0.0
GARNET HATHAWAY	1	0	0	0	-1	0	0	0	0	0	2	0.0	KIRBY DACH	1	0	0	0	-1	0	0	0	0	0	0	0.0
BRENDAN LEIPSIC	1	0	0	0	-1	0	0	0	0	0	2	0.0													
RADKO GUDAS	1	0	0	0	1	4	0	0	0	0	2	0.0													
JONAS SIEGENTHALER	1	0	0	0	2	0	0	0	0	0	1	0.0													

GOALTENDER	GP	MIN	GA	GAA	SO	W	L	OT	SA	SV%	GOALTENDER	GP	MIN	GA	GAA	SO	W	L	OT	SA	SV%
BRADEN HOLTBY	1	60	3	3.00	0	1	0	0	44	.932	COREY CRAWFORD	1	58	4	4.14	0	0	1	0	29	.862

POWER PLAY: 1 - 1 (100%)

PENALTY KILLING: 5 - 5 (100%)

POWER PLAY: 0 - 5 (0%)

PENALTY KILLING: 0 - 1 (0%)

Colorado Avalanche

CLUB INFORMATION

Founded..... 1972-73 (WHA), 1979-80 (NHL), 1995-96 (Colorado)
Home Arena..... Pepsi Center (17,809)
Stanley Cups..... 2 (most recent, 2001)
President & Governor..... Josh Kroenke
Executive Vice President, General Manager & Alt. Governor..... Joe Sakic
Head Coach..... Jared Bednar
Assistant Coaches..... Ray Bennett, Nolan Pratt
Sr. Vice President, Communications & Team Services..... Jean Martineau
2019-20 Record..... 42-20-8 (92 points)
2019-20 Finish..... 2nd, Central Division
2018-19 Playoffs..... W. Conference Second Round (def. by SJ 4-3)

Pepsi Center
 1000 Chopper Circle
 Denver, CO 80204
 303.405.1100
 Fax: 303.893.0614
 @Avalanche



2019-20 MEETINGS

Oct. 14 at Washington: L, 3-6
 Feb. 13 at Colorado: W, 3-2

ALL-TIME SERIES HISTORY

TOTALS									HOME									AWAY								
YEAR	GP	W	L	T	OT	PTS	GF	GA	GP	W	L	T	OT	PTS	GF	GA	GP	W	L	T	OT	PTS	GF	GA		
79-80	4	1	1	2	-	4	12	8	2	1	0	1	-	3	8	3	2	0	1	1	-	1	4	5		
80-81	4	0	4	0	-	0	17	30	2	0	2	0	-	0	11	17	2	0	2	0	-	0	6	13		
81-82	3	0	2	1	-	1	8	14	2	0	1	1	-	1	8	11	1	0	1	0	-	0	0	3		
82-83	3	1	1	1	-	3	15	13	1	0	1	0	-	0	4	5	2	1	0	1	-	3	11	8		
83-84	3	1	2	0	-	2	10	13	2	1	1	0	-	2	7	7	1	0	1	0	-	0	3	3		
84-85	3	2	1	0	-	4	16	8	1	0	1	0	-	0	3	5	2	2	0	0	-	4	13	3		
85-86	3	3	0	0	-	6	14	8	2	2	0	0	-	4	7	3	1	1	0	0	-	2	7	5		
86-87	3	0	2	1	-	1	8	12	1	0	1	0	-	0	1	4	2	0	1	1	-	1	7	8		
87-88	3	2	1	0	-	4	9	7	2	1	1	0	-	2	7	6	1	1	0	0	-	2	2	1		
88-89	3	2	0	1	-	5	12	6	1	1	0	0	-	2	4	1	2	1	0	1	-	3	8	5		
89-90	3	3	0	0	-	6	19	5	2	2	0	0	-	4	16	5	1	1	0	0	-	2	3	0		
90-91	3	2	1	0	-	4	12	8	1	1	0	0	-	2	5	3	2	1	1	0	-	2	7	5		
91-92	3	3	0	0	-	6	17	7	1	1	0	0	-	2	3	1	2	2	0	0	-	4	14	6		
92-93	3	2	0	1	-	5	14	8	2	1	0	1	-	3	8	4	1	1	0	0	-	2	6	4		
93-94	4	2	2	0	-	4	12	10	2	1	1	0	-	2	5	5	2	1	1	0	-	2	7	5		
94-95	4	2	2	0	-	4	13	15	2	2	0	0	-	4	10	6	2	0	2	0	-	0	3	9		
95-96	2	1	1	0	-	2	5	5	1	1	0	0	-	2	3	1	1	0	1	0	-	0	2	4		
96-97	2	1	1	0	-	2	6	4	1	1	0	0	-	2	6	3	1	0	1	0	-	0	0	1		
97-98	2	0	1	1	-	1	9	10	1	0	0	1	-	1	6	6	1	0	1	0	-	0	3	4		
98-99	2	0	2	0	-	0	3	6	1	0	1	0	-	0	2	3	1	0	1	0	-	0	1	3		
99-00	1	1	0	0	0	2	2	1	1	1	0	0	0	2	2	1	0	0	0	0	0	0	0	0		
00-01	2	1	0	0	1	3	6	5	1	0	0	0	1	1	3	4	1	1	0	0	0	2	3	1		
01-02	1	1	0	0	0	2	3	0	0	0	0	0	0	0	0	0	1	1	0	0	0	2	3	0		
02-03	2	1	0	1	0	3	4	3	1	1	0	0	0	2	2	1	1	0	0	1	0	1	2	2		
03-04	1	0	1	0	0	0	1	4	0	0	0	0	0	0	0	0	1	0	1	0	0	0	1	4		
05-06	Teams did not meet in 2005-06																									
06-07	1	1	0	-	0	2	5	3	0	0	0	-	0	0	0	0	1	1	0	-	0	2	5	3		
07-08	1	1	0	-	0	2	2	1	1	1	0	-	0	2	2	1	0	0	0	-	0	0	0	0		
08-09	1	0	1	-	0	0	1	4	1	0	1	-	0	0	1	4	0	0	0	-	0	0	0	0		
09-10	1	1	0	-	0	2	6	1	0	0	0	-	0	0	0	0	1	1	0	-	0	2	6	1		
10-11	1	0	1	-	0	0	2	3	1	0	1	-	0	0	2	3	0	0	0	-	0	0	0	0		
11-12	1	0	1	-	0	0	1	2	0	0	0	-	0	0	0	0	1	0	1	-	0	0	1	2		
12-13	Teams did not meet in 2012-13																									
13-14	2	0	2	-	0	0	2	9	1	0	1	-	0	0	1	5	1	0	1	-	0	0	1	4		
14-15	2	2	0	-	0	4	5	3	1	1	0	-	0	2	2	1	1	1	0	-	0	2	3	2		
15-16	2	2	0	-	0	4	11	5	1	1	0	-	0	2	7	3	1	1	0	-	0	2	4	2		
16-17	2	2	0	-	0	4	8	3	1	1	0	-	0	2	3	0	1	1	0	-	0	2	5	3		
17-18	2	1	1	-	0	2	7	8	1	1	0	-	0	2	5	2	1	0	1	-	0	0	2	6		
18-19	2	2	0	-	0	4	7	5	1	1	0	-	0	2	4	3	1	1	0	-	0	2	3	2		
19-20	2	1	1	-	0	2	6	8	1	0	1	-	0	0	3	6	1	1	0	-	0	2	3	2		
Totals	87	45	32	9	1	100	310	265	43	24	14	4	1	53	161	133	44	21	18	5	0	47	149	132		

SERIES INFORMATION

All-Time Series (W-L-T-OT)

Current Streak

Last Washington Win

Last Colorado Win

Last Tie

Last Overtime Game

Overtime Record

Last 10 Games (W-L-T-OT)

Longest Unbeaten Streak

Longest Winning Streak

Longest Winless Streak

Longest Losing Streak

Washington Shutouts (Last)

Colorado Shutouts (Last)

Last Washington Hat Trick

Last Colorado Hat Trick

Most Washington Goals

Most Colorado Goals

Overall

WSH leads, 45-32-9-1

1 WSH win (2/13/20)

2/13/20 (3-2)

10/14/19 (3-6)

12/16/03 (2-2)

2/7/19 (W, 4-3)

0-2-5

8-2-0

9 (12/22/87-11/6/90)

6 (11/20/14-3/29/17)

9 (1/20/80-2/7/82)

6 (11/18/80-1/5/82)

5 (3/29/17)

2 (10/28/96)

P. Bondra (3/6/97)

G. Landeskog (11/16/17)

12 (2/6/90)

11 (2/22/81)

at Washington

WSH leads, 24-14-4-1

1 COL win (10/14/19)

2/7/19 (4-3 OT)

10/14/19 (3-6)

11/18/97 (6-6)

2/7/19 (W, 4-3)

0-2-2

6-4-0

9 (3/4/88-11/9/93)

6 (3/4/88-12/17/91)

7 (1/26/80-10/16/83)

3 (2/22/81-10/21/81)

1 (11/23/85)

None

P. Bondra (3/6/97)

C. Lemieux (11/18/97)

12 (2/6/90)

11 (2/22/81)

at Colorado

WSH leads, 21-18-5-0

2 WSH wins (11/16/18-2/13/20)

2/13/20 (3-2)

11/16/17 (2-6)

12/16/03 (2-2)

11/16/18 (W, 3-2)

0-0-3

7-3-0

5 (12/22/87-11/6/90)

3 (three times)

6 (1/24/95-3/26/99)

6 (1/24/95-3/26/99)

4 (3/29/17)

2 (10/28/96)

None

G. Landeskog (11/16/17)

10 (11/10/91)

7 (3/4/81)

Colorado Avalanche

2019-20 WASHINGTON CAPITALS VS. COLORADO AVALANCHE

CAPITALS TIED SEASON SERIES 1-1-0 • COLORADO 1-1-0

WASHINGTON OCT 14, 2019	AVALANCHE 6	CAPITALS 3	ATTEND 18,573	GOALTENDERS PHILIPP GRUBAUER / ILYA SAMSONOV	W. GOAL MIKKO RANTANEN
COLORADO FEB 13, 2020	AVALANCHE 2	CAPITALS 3	ATTEND 18,146	GOALTENDERS BRADEN HOLTBY / PHILIPP GRUBAUER	W. GOAL T.J. OSHIE

CAPITALS	GP	G	A	P	+/-	PIM	PP	SH	GW	EN	S	%	AVALANCHE	GP	G	A	P	+/-	PIM	PP	SH	GW	EN	S	%
LARS ELLER	2	1	2	3	1	4	0	0	0	0	3	33.3	MIKKO RANTANEN	2	2	2	4	0	0	2	0	1	0	4	50.0
JOHN CARLSON	2	0	3	3	-3	0	0	0	0	0	4	0.0	NATHAN MACKINNON	2	1	3	4	2	0	0	0	0	1	11	9.1
T.J. OSHIE	2	2	0	2	1	2	0	0	1	0	4	50.0	NAZEM KADRI	1	1	2	3	1	0	0	0	0	0	3	33.3
ALEX OVECHKIN	2	1	1	2	0	2	0	0	0	0	13	7.7	ANDRE BURAKOVSKY	2	1	2	3	2	2	0	0	0	0	4	25.0
EVGENY KUZNETSOV	1	0	2	2	-1	2	0	0	0	0	3	0.0	GABRIEL LANDESKOG	2	0	2	2	-2	2	0	0	0	0	3	0.0
NICKLAS BACKSTROM	2	1	0	1	-1	0	1	0	0	0	5	20.0	ERIK JOHNSON	2	1	0	1	1	2	0	0	0	0	4	25.0
TOM WILSON	2	1	0	1	-1	2	1	0	0	0	7	14.3	NIKITA ZADOROV	2	1	0	1	1	2	0	0	0	0	2	50.0
NICK JENSEN	2	0	1	1	0	0	0	0	0	0	2	0.0	MATT NIETO	2	1	0	1	1	0	0	0	0	0	1	100.0
DMITRY ORLOV	2	0	1	1	0	0	0	0	0	0	3	0.0	CALE MAKAR	2	0	1	1	1	0	0	0	0	0	3	0.0
JAKUB VRANA	2	0	1	1	0	0	0	0	0	0	11	0.0	TYSON JOST	2	0	1	1	1	2	0	0	0	0	1	0.0
CHANDLER STEPHENSON	1	0	1	1	1	0	0	0	0	0	1	0.0	JOONAS DONSKOI	2	0	1	1	1	2	0	0	0	0	2	0.0
BRENDEN DILLON	1	0	0	0	-1	2	0	0	0	0	0	0.0	VLADISLAV KAMENEV	1	0	1	1	1	0	0	0	0	0	0	0.0
MICHAL KEMPNY	1	0	0	0	0	0	0	0	0	0	0	0.0	MATT CALVERT	2	0	0	0	-1	0	0	0	0	0	1	0.0
RICHARD PANIK	2	0	0	0	-1	0	0	0	0	0	1	0.0	VALERI NICHUSHKIN	2	0	0	0	1	5	0	0	0	0	2	0.0
GARNET HATHAWAY	2	0	0	0	-2	0	0	0	0	0	2	0.0	COLIN WILSON	1	0	0	0	1	0	0	0	0	0	2	0.0
NIC DOWD	2	0	0	0	-1	2	0	0	0	0	2	0.0	RYAN GRAVES	2	0	0	0	-1	0	0	0	0	0	4	0.0
BRENDAN LEIPSIC	2	0	0	0	-1	0	0	0	0	0	2	0.0	IAN COLE	2	0	0	0	2	2	0	0	0	0	5	0.0
CHRISTIAN DJOOS	1	0	0	0	1	0	0	0	0	0	0	0.0	J.T. COMPHER	1	0	0	0	0	0	0	0	0	0	0	0.0
RADKO GUDAS	2	0	0	0	1	0	0	0	0	0	2	0.0	PIERRE-EDOUARD BELLEMARE	2	0	0	0	-1	0	0	0	0	0	1	0.0
JONAS SIEGENTHALER	2	0	0	0	0	2	0	0	0	0	0	0.0	SAMUEL GIRARD	2	0	0	0	0	2	0	0	0	0	6	0.0
CARL HAGELIN	2	0	0	0	-1	0	0	0	0	0	3	0.0	VLADISLAV NAMESTNIKOV	2	0	0	0	-1	0	0	0	0	0	5	0.0
TRAVIS BOYD	1	0	0	0	0	0	0	0	0	0	3	0.0													
TYLER LEWINGTON	1	0	0	0	-2	17	0	0	0	0	0	0.0													

GOALTENDER	GP	MIN	GA	GAA	SO	W	L	OT	SA	SV%	GOALTENDER	GP	MIN	GA	GAA	SO	W	L	OT	SA	SV%
BRADEN HOLTBY	2	67	5	4.45	0	1	0	0	37	.865	PHILIPP GRUBAUER	2	117	6	3.07	0	1	1	0	70	.914
ILYA SAMSONOV	1	49	2	2.46	0	0	1	0	21	.905	MICHAEL HUTCHINSON	1	58	4	4.16	0	0	1	0	32	.875

POWER PLAY: 2 - 7 (29%)

PENALTY KILLING: 6 - 8 (75%)

POWER PLAY: 2 - 8 (25%)

PENALTY KILLING: 5 - 7 (71.4%)

Columbus Blue Jackets

CLUB INFORMATION

Founded 2000-01
Home Arena Nationwide Arena (18,144)
Stanley Cups None
General Manager/Alt. Governor Jarmo Kekalainen
Head Coach John Tortorella
Assistant Coaches Brad Larsen, Kenny McCudden, Brad Shaw, Paul MacLean
Vice President of Communications & Team Services Todd Sharrock
2019-20 Record 33-22-15 (81 points)
2019-20 Finish 5th, Metropolitan Division
2018-19 Playoffs E. Conference Second Round (def. by BOS 4-2)

Nationwide Arena
 200 W. Nationwide Blvd.
 Columbus, OH 43215
 614.246.4625
 Fax: 614.246.4007
 @BlueJacketsNHL

2019-20 MEETINGS

Dec. 9 at Washington: L, 2-5
 Dec. 16 at Columbus: L, 0-3
 Dec. 27 at Washington: OTW, 2-1



ALL-TIME SERIES HISTORY

	TOTALS								HOME								AWAY							
YEAR	GP	W	L	T	OT	PTS	GF	GA	GP	W	L	T	OT	PTS	GF	GA	GP	W	L	T	OT	PTS	GF	GA
00-01	1	0	1	0	0	0	1	3	0	0	0	0	0	0	0	0	1	0	1	0	0	0	1	3
01-02	2	2	0	0	0	4	11	5	1	1	0	0	0	2	6	3	1	1	0	0	0	2	5	2
02-03	2	1	0	1	0	3	6	5	1	0	0	1	0	1	2	2	1	1	0	0	0	2	4	3
03-04	1	1	0	0	0	2	5	3	0	0	0	0	0	0	0	0	1	1	0	0	0	2	5	3
05-06	1	1	0	-	0	2	3	2	1	1	0	-	0	2	3	2	0	0	0	-	0	0	0	0
06-07	Teams did not meet in 2006-07																							
07-08	1	1	0	-	0	2	4	3	0	0	0	-	0	0	0	0	1	1	0	-	0	2	4	3
08-09	2	0	2	-	0	0	0	6	1	0	1	-	0	0	0	3	1	0	1	-	0	0	0	3
09-10	2	1	0	-	1	3	7	7	1	0	0	-	1	1	4	5	1	1	0	-	0	2	3	2
10-11	1	1	0	-	0	2	4	3	1	1	0	-	0	2	4	3	0	0	0	-	0	0	0	0
11-12	1	1	0	-	0	2	4	2	0	0	0	-	0	0	0	0	1	1	0	-	0	2	4	2
12-13	Teams did not meet in 2012-13																							
13-14	4	2	2	-	0	4	11	14	2	2	0	-	0	4	8	4	2	0	2	-	0	0	3	10
14-15	5	3	1	-	1	7	19	16	2	1	0	-	1	3	6	5	3	2	1	-	0	4	13	11
15-16	4	3	0	-	1	7	16	9	2	2	0	-	0	4	6	2	2	1	0	-	1	3	10	7
16-17	5	3	1	-	1	7	13	8	3	2	1	-	0	4	9	4	2	1	0	-	1	3	4	4
17-18	4	3	1	-	0	6	12	12	2	2	0	-	0	4	8	5	2	1	1	-	0	2	4	7
18-19	4	1	2	-	1	3	6	7	2	0	1	-	1	1	2	4	2	1	1	-	0	2	4	3
19-20	3	1	2	-	0	2	4	9	2	1	1	-	0	2	4	6	1	0	1	-	0	0	0	3
Totals	43	25	12	1	5	56	125	114	21	13	4	1	3	30	61	48	22	12	8	0	2	26	64	66

SERIES INFORMATION

All-Time Series (W-L-T-OT)

Current Streak
 Last Washington Win
 Last Columbus Win
 Last Tie
 Last Overtime Game
 Overtime Record
 Last 10 Games (W-L-OT)
 Longest Unbeaten Streak
 Longest Winning Streak
 Longest Winless Streak
 Longest Losing Streak
 Washington Shutouts (Last)
 Columbus Shutouts (Last)
 Last Washington Hat Trick
 Last Columbus Hat Trick
 Most Washington Goals
 Most Columbus Goals

Overall

WSH leads, 25-12-1-5
 1 WSH win (12/27/19)
 12/27/19 (2-1 OT)
 12/16/19 (0-3)
 1/3/03 (2-2)
 12/27/19 (W, 2-1 OT)
 7-5-1
 4-5-1
 7 (1/09/02-2/5/08)
 5 (4/3/10-11/12/13)
 4 (1/12/19-12/16/19)
 3 (2/12/19-12/16/19)
 2 (last, 12/8/19)
 4 (12/16/19)
 P. Bondra (11/29/03)
 None
 6 (two times)
 5 (four times)

at Washington

WSH leads, 13-4-1-3
 1 WSH win (12/27/19)
 12/27/19 (2-1 OT)
 1/12/19 (1-2 OT)
 1/3/03 (2-2)
 12/27/19 (W, 2-1 OT)
 4-4-1
 6-3-1
 4 (two times)
 4 (two times)
 3 (11/9/18-12/9/19)
 1 (four times)
 1 (1/5/17)
 1 (1/9/09)
 None
 None
 6 (1/9/02)
 5 (11/1/09)

at Columbus

WSH leads, 12-8-0-2
 2 CBJ wins (2/12/19-12/16/19)
 12/8/18 (4-0)
 12/16/19 (0-3)
 None
 11/15/16 (L, 1-2 OT)
 3-1-0
 5-3-2
 4 (3/23/02-2/5/08)
 4 (3/23/02-2/5/08)
 2 (two times)
 2 (two times)
 1 (12/8/19)
 3 (12/16/19)
 P. Bondra (11/29/03)
 None
 6 (1/19/16)
 5 (three times)

Columbus Blue Jackets

2019-20 WASHINGTON CAPITALS VS. COLUMBUS BLUE JACKETS

CAPITALS LOST SEASON SERIES 1-2-0 • COLUMBUS 2-0-1

WASHINGTON	BLUE JACKETS	CAPITALS	ATTEND	GOALTENDERS	W. GOAL
DEC 9, 2019	5	2	18,573	JOONAS KORPISALO / BRADEN HOLTBY	RILEY NASH
DEC 27, 2019	1	2	18,573	ILYA SAMSONOV / JOONAS KORPISALO	T.J. OSHIE
COLUMBUS	BLUE JACKETS	CAPITALS	ATTEND	GOALTENDERS	W. GOAL
DEC 16, 2019	3	0	16,602	JOONAS KORPISALO / BRADEN HOLTBY	ERIC ROBINSON

CAPITALS	GP	G	A	P	+/-	PIM	PP	SH	GW	EN	S	%	BLUE JACKETS	GP	G	A	P	+/-	PIM	PP	SH	GW	EN	S	%
ALEX OVECHKIN	3	1	2	3	-2	0	0	0	0	0	22	4.6	OLIVER BJORKSTRAND	2	3	0	3	4	2	0	0	0	0	11	27.3
NICKLAS BACKSTROM	3	1	2	3	-1	2	0	0	0	0	9	11.1	CAM ATKINSON	2	2	0	2	2	2	0	0	0	1	6	33.3
EVGENY KUZNETSOV	3	0	2	2	-2	0	0	0	0	0	5	0.0	RILEY NASH	3	1	1	2	4	0	0	0	1	0	4	25.0
CARL HAGELIN	3	1	0	1	-1	0	0	0	0	0	4	25.0	ERIC ROBINSON	3	1	1	2	2	2	0	0	1	0	3	33.3
T.J. OSHIE	3	1	0	1	-3	0	1	0	1	0	10	10.0	GUSTAV NYQUIST	3	0	2	2	4	0	0	0	0	0	3	0.0
BRENDEN DILLON	2	0	1	1	-1	5	0	0	0	0	1	0.0	ALEXANDRE TEXIER	3	0	2	2	2	2	0	0	0	0	5	0.0
DMITRY ORLOV	3	0	1	1	-2	0	0	0	0	0	6	0.0	JAKOB LILJA	1	1	0	1	1	0	0	0	0	0	1	100.0
RICHARD PANIK	3	0	1	1	-2	2	0	0	0	0	3	0.0	RYAN MURRAY	1	1	0	1	-1	0	0	0	0	0	2	50.0
ILYA KOVALCHUK	1	0	1	1	1	0	0	0	0	0	1	0.0	ANDREW PEEKE	2	0	1	1	2	0	0	0	0	0	0	0.0
NICK JENSEN	3	0	0	0	-2	0	0	0	0	0	5	0.0	SETH JONES	3	0	1	1	2	0	0	0	0	0	3	0.0
MICHAL KEMPNY	2	0	0	0	-4	0	0	0	0	0	2	0.0	SCOTT HARRINGTON	1	0	1	1	0	0	0	0	0	0	1	0.0
JAKUB VRANA	3	0	0	0	-2	2	0	0	0	0	9	0.0	ALEXANDER WENNERBERG	3	0	1	1	1	2	0	0	0	0	4	0.0
LARS ELLER	3	0	0	0	-1	0	0	0	0	0	13	0.0	SONNY MILANO	1	0	1	1	0	0	0	0	0	0	4	0.0
CHANDLER STEPHENSON	1	0	0	0	-1	0	0	0	0	0	1	0.0	BOONE JENNER	3	0	1	1	1	0	0	0	0	0	6	0.0
GARNET HATHAWAY	3	0	0	0	-1	0	0	0	0	0	0	0.0	RYAN MACINNIS	1	0	1	1	1	0	0	0	0	0	1	0.0
NIC DOWD	2	0	0	0	-1	4	0	0	0	0	1	0.0	DAVID SAVARD	3	0	1	1	4	19	0	0	0	0	5	0.0
BRENDAN LEIPSIC	3	0	0	0	-1	0	0	0	0	0	2	0.0	DEVIN SHORE	2	0	1	1	-1	0	0	0	0	0	5	0.0
CHRISTIAN DJOOS	1	0	0	0	1	0	0	0	0	0	1	0.0	ZACH WERENSKI	1	0	0	0	0	0	0	0	0	0	2	0.0
RADKO GUDAS	3	0	0	0	-2	0	0	0	0	0	3	0.0	KEVIN STENLUND	2	0	0	0	0	2	0	0	0	0	3	0.0
JONAS SIEGENTHALER	3	0	0	0	-1	7	0	0	0	0	2	0.0	PIERRE-LUC DUBOIS	3	0	0	0	0	2	0	0	0	0	3	0.0
TOM WILSON	3	0	0	0	-1	11	0	0	0	0	0	0.0	NATHAN GERBE	1	0	0	0	0	2	0	0	0	0	0	0.0
TRAVIS BOYD	1	0	0	0	0	0	0	0	0	0	1	0.0	VLADISLAV GAVRIKOV	3	0	0	0	7	0	0	0	0	0	3	0.0
JOHN CARLSON	3	0	0	0	-2	2	0	0	0	0	7	0.0	DEAN KUKAN	3	0	0	0	-1	2	0	0	0	0	7	0.0
													GABRIEL CARLSSON	1	0	0	0	-1	0	0	0	0	0	0	0.0
													MARKO DANO	1	0	0	0	0	0	0	0	0	0	0	0.0
													NICK FOLIGNO	3	0	0	0	-2	11	0	0	0	0	6	0.0
													JOSH ANDERSON	1	0	0	0	-2	0	0	0	0	0	4	0.0
GOALTENDERS	GP	MIN	GA	GAA	SO	W	L	OT	SA	SV%	GOALTENDERS	GP	MIN	GA	GAA	SO	W	L	OT	SA	SV%				
ILYA SAMSONOV	1	63	1	.95	0	1	0	0	28	.964	JOONAS KORPISALO	3	183	4	1.31	1	2	0	1	105	.962				
BRADEN HOLTBY	2	114	7	3.69	0	0	2	0	58	.879															

POWER PLAY: 1 - 12 (8%)

PENALTY KILLING: 9 - 9 (100%)

POWER PLAY: 0 - 9 (0%)

PENALTY KILLING: 11 - 12 (91.7%)

Dallas Stars

CLUB INFORMATION

Founded.....1967-68 (Minnesota), 1993-94 (Dallas)
Home Arena.....American Airlines Center (18,532)
Stanley Cups.....1 (1999)
General Manager.....Jim Nill
Interim Head Coach.....Rick Bowness
Assistant Coaches.....John Stevens, Todd Nelson, Derek Laxdal
Vice President of Communications and Broadcasting.....Tom Holy
2019-20 Record.....37-24-8 (82 points)
2019-20 Finish.....3rd, Central Division
2018-19 Playoffs.....W. Conference Second Round (def. by STL 4-3)

American Airlines Center
 2500 Victory Avenue
 Dallas, TX 75219
 214.387.5500
 Fax: 214.387.5564
 @DallasStars



2019-20 MEETINGS

Oct. 8 at Washington: OTL, 3-4
 Oct. 12 at Dallas: W, 4-1

ALL-TIME SERIES HISTORY

YEAR	TOTALS								HOME								AWAY							
	GP	W	L	T	OT	PTS	GF	GA	GP	W	L	T	OT	PTS	GF	GA	GP	W	L	T	OT	PTS	GF	GA
74-75	4	0	3	1	-	1	9	21	2	0	1	1	-	1	5	9	2	0	2	0	-	0	4	12
75-76	4	0	2	2	-	2	11	17	2	0	0	2	-	2	5	5	2	0	2	0	-	0	6	12
76-77	4	1	1	2	-	4	12	14	2	1	0	1	-	3	7	4	2	0	1	1	-	1	5	10
77-78	4	1	2	1	-	3	8	14	2	1	1	0	-	2	2	5	2	0	1	1	-	1	6	9
78-79	4	2	2	0	-	4	10	18	2	1	1	0	-	2	6	10	2	1	1	0	-	2	4	8
79-80	4	0	3	1	-	1	10	18	2	0	2	0	-	0	7	9	2	0	1	1	-	1	3	9
80-81	4	0	3	1	-	1	6	11	2	0	1	1	-	1	4	5	2	0	2	0	-	0	2	6
81-82	3	0	2	1	-	1	8	17	1	0	1	0	-	0	1	6	2	0	1	1	-	1	7	11
82-83	3	1	1	1	-	3	8	8	2	1	1	0	-	2	4	4	1	0	0	1	-	1	4	4
83-84	3	3	0	0	-	6	15	2	1	1	0	0	-	2	5	1	2	2	0	0	-	4	10	1
84-85	3	2	0	1	-	5	12	8	2	1	0	1	-	3	9	6	1	1	0	0	-	2	3	2
85-86	3	2	1	0	-	4	16	13	1	1	0	0	-	2	7	5	2	1	1	0	-	2	9	8
86-87	3	2	0	1	-	5	14	6	2	2	0	0	-	4	12	4	1	0	0	1	-	1	2	2
87-88	3	2	0	1	-	5	10	4	1	1	0	0	-	2	4	1	2	1	0	1	-	3	6	3
88-89	3	1	1	1	-	3	11	10	2	1	1	0	-	2	7	6	1	0	0	1	-	1	4	4
89-90	3	3	0	0	-	6	13	9	1	1	0	0	-	2	5	3	2	2	0	0	-	4	8	6
90-91	3	1	1	1	-	3	7	8	2	1	0	1	-	3	5	3	1	0	1	0	-	0	2	5
91-92	3	1	2	0	-	2	8	10	2	0	2	0	-	0	4	8	1	1	0	0	-	2	4	2
92-93	2	1	1	0	-	2	7	7	1	0	1	0	-	0	4	5	1	1	0	0	-	2	3	2
93-94	2	0	2	0	-	0	5	12	1	0	1	0	-	0	3	6	1	0	1	0	-	0	2	6
94-95	Teams did not meet in 1994-95																							
95-96	2	2	0	0	-	4	6	4	1	1	0	0	-	2	2	1	1	1	0	0	-	2	4	3
96-97	2	0	2	0	-	0	5	10	1	0	1	0	-	0	2	5	1	0	1	0	-	0	3	5
97-98	2	0	2	0	-	0	4	6	1	0	1	0	-	0	3	4	1	0	1	0	-	0	1	2
98-99	2	1	1	0	-	2	2	5	1	1	0	0	-	2	2	1	1	0	1	0	-	0	0	4
99-00	2	0	1	1	0	1	3	4	1	0	0	1	0	1	2	2	1	0	1	0	0	0	1	2
00-01	1	0	1	0	0	0	0	3	0	0	0	0	0	0	0	0	1	0	1	0	0	0	0	3
01-02	2	1	1	0	0	2	5	7	1	0	1	0	0	0	2	5	1	1	0	0	0	2	3	2
02-03	2	0	2	0	0	0	3	11	1	0	1	0	0	0	1	6	1	0	1	0	0	0	2	5
03-04	1	0	1	0	0	0	2	4	0	0	0	0	0	0	0	0	1	0	1	0	0	0	2	4
05-06	1	0	1	-	0	0	1	4	0	0	0	-	0	0	0	0	1	0	1	-	0	0	1	4
06-07	1	1	0	-	0	2	4	3	1	1	0	-	0	2	4	3	0	0	0	-	0	0	0	0
07-08	Teams did not meet in 2007-08																							
08-09	1	1	0	-	0	2	6	5	0	0	0	-	0	0	0	0	1	1	0	-	0	2	6	5
09-10	1	0	0	-	1	1	3	3	1	0	0	-	1	1	3	3	0	0	0	-	0	0	0	0
10-11	1	0	1	-	0	0	1	2	0	0	0	-	0	0	0	0	1	0	1	-	0	0	1	2
11-12	1	0	1	-	0	0	2	5	1	0	1	-	0	0	2	5	0	0	0	-	0	0	0	0
12-13	Teams did not meet in 2012-13																							
13-14	2	0	2	-	0	0	1	7	1	0	1	-	0	0	0	5	1	0	1	-	0	0	1	2
14-15	2	0	2	-	0	0	6	9	1	0	1	-	0	0	2	4	1	0	1	-	0	0	4	5
15-16	2	0	2	-	0	0	5	7	1	0	1	-	0	0	2	3	1	0	1	-	0	0	3	4
16-17	2	1	1	-	0	2	6	7	1	0	1	-	0	0	2	4	1	1	0	-	0	2	4	3
17-18	2	2	0	-	0	4	8	6	1	1	0	-	0	2	4	3	1	1	0	-	0	2	4	3
18-19	2	0	0	-	2	2	4	6	1	0	0	-	1	1	3	4	1	0	0	-	1	1	1	2
19-20	2	1	0	-	1	3	7	5	1	0	0	-	1	1	3	4	1	1	0	-	0	2	4	1
Totals	101	33	48	16	4	86	284	350	50	17	22	8	3	45	145	167	51	16	26	8	1	41	139	183

SERIES INFORMATION

All-Time Series (W-L-T-OT)
 Current Streak
 Last Washington Win
 Last Dallas Win
 Last Tie
 Last Overtime Game
 Overtime Record
 Last 10 Games (W-L-T-OT)
 Longest Unbeaten Streak
 Longest Winning Streak
 Longest Winless Streak
 Longest Losing Streak
 Washington Shutouts (Last)
 Dallas Shutouts (Last)
 Last Washington Hat Trick
 Last Dallas Hat Trick
 Most Washington Goals
 Most Dallas Goals

Overall

WSH trails, 33-48-16-4
 1 WSH win (10/12/19)
 10/12/19 (4-1)
 10/8/19 (3-4 OT)
 11/17/99 (2-2)
 10/8/19 (L, 3-4 OT)
 6-4-7
 4-3-3
 10 (1/21/86-1/30/89)
 4 (2/3/83-3/21/84)
 13 (11/3/79-12/16/82)
 9 (3/8/10-2/13/16)
 2 (2/20/88)
 6 (4/1/14)
 None
 R. Eriksson (11/27/76)
 8 (10/24/86)
 7 (four times)

at Washington

WSH trails, 17-22-8-3
 2 DAL wins (11/3/18-10/8/19)
 3/20/18 (4-3)
 10/8/19 (3-4 OT)
 11/17/99 (2-2)
 10/8/19 (L, 3-4 OT)
 1-2-4
 2-5-3
 9 (2/3/83-11/15/88)
 6 (1/14/85-11/15/88)
 6 (two times)
 6 (3/8/10-3/6/17)
 None
 2 (4/1/14)
 None
 None
 8 (10/24/86)
 6 (four times)

at Dallas

WSH trails, 16-26-8-1
 1 WSH win (10/12/19)
 10/12/19 (4-1)
 1/4/19 (1-2 OT)
 1/30/89 (4-4)
 1/4/19 (L, 1-2 OT)
 5-2-3
 4-5-1
 7 (1/25/86-3/18/90)
 3 (2/13/84-12/12/84)
 8 (two times)
 5 (two times)
 2 (2/20/88)
 4 (10/14/00)
 None
 R. Eriksson (11/27/76)
 6 (three times)
 7 (four times)

Dallas Stars

2019-20 WASHINGTON CAPITALS VS. DALLAS STARS

CAPITALS WON SEASON SERIES, 1-0-1 • DALLAS 1-1-0

WASHINGTON	STARS	CAPITALS	ATTEND	GOALTENDERS	W. GOAL
OCT 8, 2019	4	3	18,573	BEN BISHOP / BRADEN HOLTBY	TYLER SEGUIN
DALLAS	STARS	CAPITALS	ATTEND	GOALTENDERS	W. GOAL
OCT 12, 2019	1	4	18,532	ILYA SAMSONOV / ANTON KHUDOBIN	JOHN CARLSON

CAPITALS	GP	G	A	P	+/-	PIM	PP	SH	GW	EN	S	%	STARS	GP	G	A	P	+/-	PIM	PP	SH	GW	EN	S	%
JOHN CARLSON	2	2	2	4	2	0	0	0	1	0	6	33.3	ALEXANDER RADULOV	2	1	1	2	3	0	0	0	0	0	7	14.3
NICKLAS BACKSTROM	2	1	2	3	1	0	0	0	0	0	4	25.0	TYLER SEGUIN	2	1	1	2	1	2	0	0	1	0	5	20.0
TOM WILSON	2	1	2	3	1	4	1	0	0	0	8	12.5	RADEK FAKSA	2	1	0	1	-3	0	0	0	0	0	4	25.0
EVGENY KUZNETSOV	2	2	0	2	1	2	1	0	0	0	6	33.3	NICK CAAMANO	2	1	0	1	0	0	0	0	0	0	2	50.0
ALEX OVECHKIN	2	1	1	2	0	0	0	0	0	1	8	12.5	ROOPE HINTZ	2	1	0	1	-1	0	0	0	0	0	6	16.7
CHANDLER STEPHENSON	2	1	0	1	1	0	0	0	0	0	1	100.0	JAMIE OLEKSIK	2	0	1	1	0	0	0	0	0	0	2	0.0
JAKUB VRANA	2	0	1	1	-1	0	0	0	0	0	2	0.0	MIRO HEISKANEN	2	0	1	1	2	0	0	0	0	0	2	0.0
GARNET HATHAWAY	2	0	1	1	1	2	0	0	0	0	3	0.0	ANDREW COGLIANO	2	0	1	1	1	0	0	0	0	0	2	0.0
NIC DOWD	1	0	1	1	1	0	0	0	0	0	0	0.0	MATTIAS JANMARK	2	0	1	1	-1	0	0	0	0	0	6	0.0
BRENDAN LEIPSIC	2	0	1	1	1	0	0	0	0	0	3	0.0	JAMIE BENN	2	0	1	1	1	0	0	0	0	0	3	0.0
JONAS SIEGENTHALER	2	0	1	1	3	4	0	0	0	0	2	0.0	ESA LINDELL	2	0	1	1	-1	2	0	0	0	0	3	0.0
NICK JENSEN	2	0	0	0	-1	0	0	0	0	0	0	0.0	JOHN KLINGBERG	2	0	0	0	0	4	0	0	0	0	1	0.0
BRENDEN DILLON	1	0	0	0	0	2	0	0	0	0	1	0.0	ANDREJ SEKERA	2	0	0	0	-2	0	0	0	0	0	0	0.0
DMITRY ORLOV	2	0	0	0	-2	2	0	0	0	0	1	0.0	JOE PAVELSKI	2	0	0	0	0	0	0	0	0	0	3	0.0
RICHARD PANIK	2	0	0	0	1	0	0	0	0	0	2	0.0	JASON DICKINSON	1	0	0	0	-2	0	0	0	0	0	0	0.0
ILYA KOVALCHUK	1	0	0	0	0	0	0	0	0	0	4	0.0	JUSTIN DOWLING	1	0	0	0	0	2	0	0	0	0	0	0.0
LARS ELLER	2	0	0	0	-2	4	0	0	0	0	4	0.0	JOEL L'ESPERANCE	2	0	0	0	-1	2	0	0	0	0	1	0.0
RADKO GUDAS	2	0	0	0	-1	2	0	0	0	0	4	0.0	JOEL HANLEY	1	0	0	0	-1	6	0	0	0	0	0	0.0
CARL HAGELIN	2	0	0	0	0	0	0	0	0	0	1	0.0	TAYLOR FEDUN	1	0	0	0	1	0	0	0	0	0	1	0.0
T.J. OSHIE	2	0	0	0	-1	0	0	0	0	0	3	0.0	RHETT GARDNER	2	0	0	0	0	0	0	0	0	0	3	0.0
TYLER LEWINGTON	2	0	0	0	-1	0	0	0	0	0	0	0.0													

GOALTENDERS	GP	MIN	GA	GAA	SO	W	L	OT	SA	SV%	GOALTENDERS	GP	MIN	GA	GAA	SO	W	L	OT	SA	SV%
ILYA SAMSONOV	1	60	1	1.00	0	1	0	0	25	.960	BEN BISHOP	1	61	3	2.97	0	1	0	0	32	.906
BRADEN HOLTBY	1	60	4	4.02	0	0	0	1	26	.846	ANTON KHUDOBIN	1	58	3	3.11	0	0	1	0	24	.875

POWER PLAY: 2 - 10 (20%)

PENALTY KILLING: 10 - 10 (100%)

POWER PLAY: 0 - 10 (0%)

PENALTY KILLING: 8 - 10 (80%)

Edmonton Oilers

CLUB INFORMATION

Founded 1972-73 (WHA), 1979-80 (NHL)
Home Arena Rogers Place (18,347)
Stanley Cups 5 (most recent, 1990)
General Manager and President of Hockey Operations Ken Holland
Head Coach Dave Tippett
Assistant Coaches Jim Playfair, Glen Gulutzan, Brian Wiseman
Sr. Director, Communications/Gov. Relations Tim Shipton
 2019-20 Record 37-25-9 (83 points)
 2019-20 Finish 2nd, Pacific Division
 2018-19 Playoffs DNQ

Rogers Place
 10220 104 Ave NW
 Edmonton, Alb. T5J 0H6
 780.414.5483
 @EdmontonOilers



2019-20 MEETINGS

Oct. 24 at Edmonton: OTL, 3-4

ALL-TIME SERIES HISTORY

ALL TIME SERIES HISTORY																												
YEAR	TOTALS								HOME								AWAY											
	GP	W	L	T	OT	PTS	GF	GA	GP	W	L	T	OT	PTS	GF	GA	GP	W	L	T	OT	PTS	GF	GA				
79-80	4	1	3	0	-	2	13	22	2	0	2	0	-	0	5	10	2	1	1	0	-	2	8	12				
80-81	4	2	1	1	-	5	17	14	2	2	0	0	-	4	12	6	2	0	1	1	-	1	5	8				
81-82	3	0	2	1	-	1	10	15	2	0	1	1	-	1	7	10	1	0	1	0	-	0	3	5				
82-83	3	0	2	1	-	1	9	14	1	0	1	0	-	0	3	5	2	0	1	1	-	1	6	9				
83-84	3	1	2	0	-	2	16	20	2	1	1	0	-	2	13	9	1	0	1	0	-	0	3	11				
84-85	3	0	1	2	-	2	11	14	1	0	1	0	-	0	5	8	2	0	0	2	-	2	6	6				
85-86	3	3	0	0	-	6	15	8	2	2	0	0	-	4	10	6	1	1	0	0	-	2	5	2				
86-87	3	2	1	0	-	4	13	11	1	1	0	0	-	2	5	2	2	1	1	0	-	2	8	9				
87-88	3	2	1	0	-	4	8	5	2	2	0	0	-	4	6	2	1	0	1	0	-	0	2	3				
88-89	3	2	1	0	-	4	16	9	1	1	0	0	-	2	5	3	2	1	1	0	-	2	11	6				
89-90	3	1	2	0	-	2	11	13	2	0	2	0	-	0	7	10	1	1	0	0	-	2	4	3				
90-91	3	3	0	0	-	6	12	6	1	1	0	0	-	2	6	3	2	2	0	0	-	4	6	3				
91-92	2	2	0	0	-	4	12	7	1	1	0	0	-	2	6	2	1	1	0	0	-	2	6	5				
92-93	2	1	1	0	-	2	6	7	1	1	0	0	-	2	4	3	1	0	1	0	-	0	2	4				
93-94	2	1	0	1	-	3	5	4	1	0	0	1	-	1	2	2	1	1	0	0	-	2	3	2				
94-95	Teams did not meet in 1994-95																											
95-96	2	2	0	0	-	4	8	4	1	1	0	0	-	2	6	3	1	1	0	0	-	2	2	1				
96-97	2	0	2	0	-	0	2	7	1	0	1	0	-	0	1	3	1	0	1	0	-	0	1	4				
97-98	2	1	1	0	-	2	4	5	1	1	0	0	-	2	2	1	1	0	1	0	-	0	2	4				
98-99	2	1	1	0	-	2	6	11	1	1	0	0	-	2	4	3	1	0	1	0	-	0	2	8				
99-00	1	0	1	0	0	0	2	6	0	0	0	0	0	0	0	0	1	0	1	0	0	0	2	6				
00-01	1	1	0	0	0	2	4	0	1	1	0	0	0	2	4	0	0	0	0	0	0	0	0	0				
01-02	2	1	1	0	0	2	5	6	1	1	0	0	0	2	4	2	1	0	1	0	0	0	1	4				
02-03	1	0	1	0	0	0	3	5	0	0	0	0	0	0	0	0	1	0	1	0	0	0	3	5				
03-04	1	1	0	0	0	2	1	0	1	1	0	0	0	2	1	0	0	0	0	0	0	0	0	0				
05-06	Teams did not meet in 2005-06																											
06-07	1	0	1	-	0	0	0	4	0	0	0	-	0	0	0	0	1	0	1	-	0	0	0	4				
07-08	1	1	0	-	0	2	4	4	1	1	0	-	0	2	4	4	0	0	0	-	0	0	0	0				
08-09	1	0	1	-	0	0	2	5	1	0	1	-	0	0	2	5	0	0	0	-	0	0	0	0				
09-10	1	1	0	-	0	2	4	2	0	0	0	-	0	0	0	0	1	1	0	-	0	2	4	2				
10-11	1	1	0	-	0	2	5	0	1	1	0	-	0	2	5	0	0	0	0	-	0	0	0	0				
11-12	1	0	1	-	0	0	1	2	0	0	0	-	0	0	0	0	1	0	1	-	0	0	1	2				
12-13	Teams did not meet in 2012-13																											
13-14	2	2	0	-	0	4	8	3	1	1	0	-	0	2	4	2	1	1	0	-	0	2	4	1				
14-15	2	0	1	-	1	1	6	7	1	0	0	-	1	1	4	4	1	0	1	-	0	0	2	3				
15-16	2	2	0	-	0	4	8	4	1	1	0	-	0	2	1	0	1	1	0	-	0	2	7	4				
16-17	2	1	1	-	0	2	3	5	1	1	0	-	0	2	2	1	1	0	1	-	0	0	1	4				
17-18	2	2	0	-	0	4	6	3	1	1	0	-	0	2	1	1	1	1	0	-	0	2	5	2				
18-19	2	1	1	-	0	2	5	6	1	1	0	-	0	2	4	2	1	0	1	-	0	0	1	4				
19-20	1	0	0	-	1	1	3	4	Teams did not meet in 2019-20																			
Totals	77	39	30	6	2	86	264	262	38	25	10	2	1	53	145	112	39	14	20	4	1	33	119	150				

SERIES INFORMATION

All-Time Series (W-L-T-OT)

Current Streak
 Last Washington Win
 Last Edmonton Win
 Last Tie
 Last Overtime Game
 Overtime Record
 Last 10 Games (W-L-T-OT)
 Longest Unbeaten Streak
 Longest Winning Streak
 Longest Winless Streak
 Longest Losing Streak
 Washington Shutouts (Last)
 Edmonton Shutouts (Last)
 Last Washington Hat Trick
 Last Edmonton Hat Trick
 Most Washington Goals
 Most Edmonton Goals

Overall

WSH leads, 39-30-6-2
 1 EDM win (10/24/19)
 11/5/18 (4-2)
 10/24/19 (3-4 OT)
 2/15/94 (2-2)
 10/24/19 (3-4 OT)
 3-3-5
 6-2-2
 6 (2/14/90-3/22/92)
 6 (2/14/90-3/22/92)
 8 (1/13/82-11/9/83)
 4 (2/23/83-11/9/83)
 6 (11/23/15)
 1 (10/28/06)
 E. Kuznetsov (10/23/15)
 E. Cole (1/13/09)
 9 (2/5/84)
 11 (11/2/83)

at Washington

WSH leads, 25-10-2-1
 4 WSH wins (11/23/15-11/5/18)
 11/12/17 (2-1 SO)
 1/20/15 (4-5)
 2/15/94 (2-2)
 11/12/17 (W, 2-1 SO)
 2-1-3
 8-1-1
 6 (two times)
 6 (two times)
 4 (1/13/82-11/9/83)
 3 (2/28/82-11/9/83)
 5 (11/23/15)
 None
 P. Bondra (3/10/02)
 E. Cole (1/13/09)
 9 (2/5/84)
 8 (11/9/84)

at Edmonton

WSH trails, 14-20-4-1
 2 EDM win (10/25/18-10/24/19)
 10/28/17 (5-2)
 10/24/19 (3-4 OT)
 10/24/84 (3-3)
 10/24/19 (3-4 OT)
 1-2-2
 4-5-1
 5 (2/17/89-10/23/91)
 5 (2/17/89-10/23/91)
 9 (2/15/80-2/23/85)
 7 (2/9/97-10/28/06)
 1 (10/28/90)
 1 (10/28/06)
 E. Kuznetsov (10/23/15)
 F. Pisani (3/22/03)
 8 (2/17/89)
 11 (11/2/83)

Edmonton Oilers

2019-20 WASHINGTON CAPITALS VS. EDMONTON OILERS

CAPITALS LOST SEASON SERIES, 0-0-1 • EDMONTON 1-0-0

EDMONTON

OCT 24, 2019

OILERS

4

CAPITALS

3

ATTEND

17,144

GOALTENDERS

MIKKO KOSKINEN / BRADEN HOLTBY

W. GOAL

LEON DRAISAITL

CAPITALS

	GP	G	A	P	+/-	PIM	PP	SH	GW	EN	S	%
ALEX OVECHKIN	1	2	0	2	-2	2	1	0	0	0	9	22.2
JAKUB VRANA	1	1	1	2	0	0	0	0	0	0	3	33.3
BRENDEN DILLON	3	0	2	2	4	2	0	0	0	0	2	0.0
ILYA KOVALCHUK	2	0	1	1	-3	0	0	0	0	0	3	0.0
JONAS SIEGENTHALER	1	0	1	1	1	0	0	0	0	0	0	0.0
TOM WILSON	1	0	1	1	0	2	0	0	0	0	0	0.0
JOHN CARLSON	1	0	1	1	1	0	0	0	0	0	3	0.0
NICK JENSEN	1	0	0	0	-1	0	0	0	0	0	0	0.0
MICHAL KEMPNY	1	0	0	0	-1	0	0	0	0	0	0	0.0
DMITRY ORLOV	1	0	0	0	-2	0	0	0	0	0	0	0.0
NICKLAS BACKSTROM	1	0	0	0	-2	0	0	0	0	0	1	0.0
LARS ELLER	1	0	0	0	0	0	0	0	0	0	0	0.0
CHANDLER STEPHENSON	2	0	0	0	0	0	0	0	0	0	4	0.0
GARNET HATHAWAY	1	0	0	0	0	0	0	0	0	0	4	0.0
NIC DOWD	1	0	0	0	0	0	0	0	0	0	1	0.0
BRENDAN LEIPSIC	1	0	0	0	0	0	0	0	0	0	0	0.0
CHRISTIAN DJOOS	1	0	0	0	0	0	0	0	0	0	1	0.0
RADKO GUDAS	1	0	0	0	-1	0	0	0	0	0	2	0.0
CARL HAGELIN	1	0	0	0	0	0	0	0	0	0	1	0.0
T.J. OSHIE	1	0	0	0	-1	0	0	0	0	0	1	0.0
EVGENY KUZNETSOV	1	0	0	0	0	2	0	0	0	0	1	0.0

OILERS

	GP	G	A	P	+/-	PIM	PP	SH	GW	EN	S	%
LEON DRAISAITL	1	2	1	3	3	0	0	0	1	0	5	40.0
CONNOR MCDAVID	1	1	2	3	4	0	0	0	0	0	4	25.0
ZACK KASSIAN	1	0	2	2	2	2	0	0	0	0	3	0.0
DARNELL NURSE	1	1	0	1	1	0	0	0	0	0	6	16.7
JAMES NEAL	1	0	1	1	-1	0	0	0	0	0	3	0.0
MIKE GREEN	1	0	1	1	1	0	0	0	0	0	0	0.0
ALEX CHIASSON	1	0	1	1	-1	0	0	0	0	0	2	0.0
TYLER ENNIS	2	0	1	1	-1	0	0	0	0	0	5	0.0
KRIS RUSSELL	1	0	0	0	0	0	0	0	0	0	1	0.0
JOSH ARCHIBALD	1	0	0	0	0	0	0	0	0	0	1	0.0
JUJHAR KHAIRA	1	0	0	0	0	0	0	0	0	0	0	0.0
RILEY SHEAHAN	1	0	0	0	0	0	0	0	0	0	1	0.0
BRANDON MANNING	1	0	0	0	0	0	0	0	0	0	2	0.0
ANDREAS ATHANASIOU	1	0	0	0	-3	0	0	0	0	0	3	0.0
PATRICK RUSSELL	1	0	0	0	0	0	0	0	0	0	0	0.0
MARKUS GRANLUND	1	0	0	0	0	2	0	0	0	0	0	0.0
ETHAN BEAR	1	0	0	0	0	0	0	0	0	0	2	0.0
OSCAR KLEFBOM	1	0	0	0	1	0	0	0	0	0	3	0.0
MATT BENNING	1	0	0	0	1	2	0	0	0	0	1	0.0
SAM GAGNER	1	0	0	0	0	0	0	0	0	0	3	0.0
RYAN NUGENT-HOPKINS	1	0	0	0	-1	0	0	0	0	0	3	0.0

GOALTENDER

	GP	MIN	GA	GAA	SO	W	L	OT	SA	SV%
BRADEN HOLTBY	1	61	4	3.92	0	0	0	1	40	.900

GOALTENDER

	GP	MIN	GA	GAA	SO	W	L	OT	SA	SV%
MIKKO KOSKINEN	1	61	3	2.95	0	1	0	0	28	.893

POWER PLAY: 1 - 2 (50%)

PENALTY KILLING: 2 - 2 (100%)

POWER PLAY: 0 - 2 (0%)

PENALTY KILLING: 1 - 2 (50%)

Florida Panthers

CLUB INFORMATION

Founded 1993-94
Home Arena BB&T Center (19,250)
Stanley Cups None
President & CEO Matthew Caldwell
President of Hockey Operations & General Manager Dale Tallon
Head Coach Joel Quenneville
Assistant Coaches Mike Kitchen, Andrew Brunette, Derek MacKenzie
2019-20 Record 35-26-8 (78 points)
2019-20 Finish 4th, Atlantic Division
2018-19 Playoffs DNQ

BB&T Center
 1 Panther Way
 Sunrise, FL 33323
 954.835.7000
 Fax: 954.835.7700
 @FlaPanthers

2019-20 MEETINGS

Nov. 7 at Florida: W, 5-4 OT
 Nov. 27 at Washington: W, 4-3



ALL-TIME SERIES HISTORY

YEAR	TOTALS								HOME								AWAY							
	GP	W	L	T	OT	PTS	GF	GA	GP	W	L	T	OT	PTS	GF	GA	GP	W	L	T	OT	PTS	GF	GA
93-94	5	2	2	1	-	5	13	15	2	1	0	1	-	3	7	5	3	1	2	0	-	2	6	10
94-95	4	2	1	1	-	5	9	9	2	2	0	0	-	4	6	2	2	0	1	1	-	1	3	7
95-96	5	1	3	1	-	3	16	18	3	0	3	0	-	0	9	12	2	1	0	1	-	3	7	6
96-97	5	2	1	2	-	6	13	11	2	0	0	2	-	2	4	4	3	2	1	0	-	4	9	7
97-98	6	3	3	0	-	6	20	19	3	2	1	0	-	4	9	9	3	1	2	0	-	2	11	10
98-99	5	3	1	1	-	7	15	7	3	1	1	1	-	3	8	7	2	2	0	0	-	4	7	0
99-00	5	3	2	0	0	6	14	11	2	2	0	0	0	4	7	4	3	1	2	0	0	2	7	7
00-01	5	4	1	0	0	8	14	10	3	3	0	0	0	6	10	4	2	1	1	0	0	2	4	6
01-02	5	3	2	0	0	6	12	13	2	1	1	0	0	2	5	5	3	2	1	0	0	4	7	8
02-03	5	4	0	1	0	9	20	5	3	3	0	0	0	6	17	3	2	1	0	1	0	3	3	2
03-04	6	1	2	2	1	5	11	13	3	0	1	1	1	2	4	6	3	1	1	1	0	3	7	7
05-06	8	1	5	-	2	4	15	24	4	0	2	-	2	2	8	14	4	1	3	-	0	2	7	10
06-07	8	3	3	-	2	8	24	28	4	2	1	-	1	5	12	11	4	1	2	-	1	3	12	17
07-08	8	4	3	-	1	9	20	16	4	2	1	-	1	5	12	9	4	2	2	-	0	4	8	7
08-09	6	3	3	-	0	6	19	21	3	1	2	-	0	2	8	12	3	2	1	-	0	4	11	9
09-10	6	6	0	-	0	12	32	15	3	3	0	-	0	6	17	7	3	3	0	-	0	6	15	8
10-11	6	3	2	-	1	7	14	14	3	2	1	-	0	4	8	7	3	1	1	-	1	3	6	7
11-12	6	4	2	-	0	8	19	12	3	3	0	-	0	6	11	2	3	1	2	-	0	2	7	10
12-13	4	4	0	-	0	8	22	9	2	2	0	-	0	4	12	1	2	2	0	-	0	4	10	8
13-14	3	2	0	-	1	5	9	8	1	1	0	-	0	2	2	2	2	1	0	-	1	3	7	6
14-15	3	2	0	-	1	5	6	5	2	2	0	-	0	4	5	4	1	0	0	-	1	1	1	1
15-16	3	1	2	-	0	2	5	10	1	0	1	-	0	0	2	5	2	1	1	-	0	2	3	5
16-17	3	2	1	-	0	4	8	6	2	1	1	-	0	2	4	4	1	1	0	-	0	2	4	2
17-18	3	1	2	-	0	2	7	9	1	0	1	-	0	0	1	4	2	1	1	-	0	2	6	5
18-19	3	0	1	-	2	2	12	15	0	0	0	-	2	2	9	10	1	0	1	-	0	0	3	5
19-20	2	2	0	-	0	4	9	7	1	1	0	-	0	2	4	3	1	1	0	-	0	2	5	4
Totals	128	66	42	9	11	152	378	330	64	35	17	5	7	82	201	156	64	31	25	4	4	70	177	174

SERIES INFORMATION

All-Time Series (W-L-T-OT)

Current Streak

Last Washington Win

Last Florida Win

Last Tie

Last Overtime Game

Overtime Record

Last 10 Games (W-L-OT)

Longest Unbeaten Streak

Longest Winning Streak

Longest Winless Streak

Longest Losing Streak

Washington Shutouts (Last)

Florida Shutouts (Last)

Last Washington Hat Trick

Last Florida Hat Trick

Most Washington Goals

Most Florida Goals

Overall

WSH leads, 66-42-9-11

2 WSH wins (11/7/19-11/27/19)

11/27/19 (4-3)

4/1/19 (5-3)

2/21/04 (2-2)

11/7/19 (W, 5-4 OT)

8-4-9

4-4-2

8 (2/7/12-11/2/13)

8 (2/7/12-11/2/13)

8 (3/2/04-3/22/06)

8 (3/2/04-3/22/06)

10 (2/9/13)

6 (4/9/17)

A. Ovechkin (4/6/13)

O. Jokinen (2/27/07)

12 (1/11/03)

7 (two times)

at Washington

WSH leads, 32-18-6-5

1 WSH win (11/27/19)

11/27/19 (4-3)

2/9/19 (5-4)

2/21/04 (2-2)

10/19/18 (L, 6-5 SO)

3-2-5

5-3-2

10 (1/8/11-1/4/15)

10 (1/8/11-1/4/15)

7 (11/22/03-3/18/06)

5 (3/2/04-3/18/06)

5 (2/9/13)

5 (4/9/17)

C. Clark (3/18/06)

O. Jokinen (2/27/07)

12 (1/11/03)

6 (Two times)

at Florida

WSH leads, 31-25-4-4

1 WSH win (11/7/19)

11/7/19 (5-4 OT)

4/1/19 (5-3)

12/17/03 (2-2)

11/7/19 (W, 5-4 OT)

5-2-4

5-3-2

4 (1/12/02-12/17/03)

4 (1/12/02-12/17/03)

4 (1/13/07-11/15/07)

4 (1/13/07-11/15/07)

5 (3/17/09)

1 (4/9/11)

A. Ovechkin (4/6/13)

S. Weiss (1/13/07)

7 (3/16/10)

7 (two times)

Florida Panthers

2019-20 WASHINGTON CAPITALS VS. FLORIDA PANTHERS

CAPITALS WON SEASON SERIES, 2-0-0 • FLORIDA 0-1-1

WASHINGTON	PANTHERS	CAPITALS	ATTEND	GOALTENDERS	W. GOAL
NOV 27, 2019	3	4	18,573	BRADEN HOLTBY / SERGEI BOBROVSKY	BRENDAN LEIPSIC
FLORIDA	PANTHERS	CAPITALS	ATTEND	GOALTENDERS	W. GOAL
NOV 7, 2019	4	5	14,085	BRADEN HOLTBY / SERGEI BOBROVSKY	TOM WILSON

CAPITALS	GP	G	A	P	+/-	PIM	PP	SH	GW	EN	S	%	PANTHERS	GP	G	A	P	+/-	PIM	PP	SH	GW	EN	S	%
ALEX OVECHKIN	2	3	1	4	1	0	1	0	0	0	13	23.1	ALEKSANDER BARKOV	2	1	2	3	-2	4	0	0	0	0	7	14.3
EVGENY KUZNETSOV	2	0	4	4	0	4	0	0	0	0	5	0.0	BRETT CONNOLLY	2	2	0	2	1	0	0	0	0	0	5	40.0
JOHN CARLSON	2	1	2	3	0	2	0	0	0	0	6	16.7	VINCENT TROCHECK	1	1	1	2	1	0	0	0	0	0	5	20.0
CHANDLER STEPHENSON	4	0	3	3	5	0	0	0	0	0	5	0.0	ERIK HAULA	4	1	1	2	-1	4	1	0	0	0	6	16.7
TOM WILSON	2	2	0	2	1	2	0	0	1	0	5	40.0	EVGENII DADONOV	2	1	1	2	-2	0	1	0	0	0	8	12.5
JONAS SIEGENTHALER	2	0	2	2	1	0	0	0	0	0	1	0.0	KEITH YANDLE	2	0	2	2	2	4	0	0	0	0	3	0.0
RICHARD PANIK	1	1	0	1	2	0	0	0	0	0	1	100.0	JONATHAN HUBERDEAU	2	0	2	2	-2	2	0	0	0	0	4	0.0
LARS ELLER	2	1	0	1	0	2	0	0	0	0	1	100.0	MIKE HOFFMAN	2	1	0	1	1	0	0	0	0	0	5	20.0
BRENDAN LEIPSIC	2	1	0	1	0	0	0	0	1	0	1	100.0	LUCAS WALLMARK	4	1	0	1	-2	0	1	0	0	0	5	20.0
MICHAL KEMPNY	2	0	1	1	0	2	0	0	0	0	2	0.0	FRANK VATRANO	2	1	0	1	-1	0	0	0	0	0	5	20.0
DMITRY ORLOV	2	0	1	1	0	2	0	0	0	0	0	0.0	ANTON STRALMAN	2	0	1	1	0	0	0	0	0	0	3	0.0
JAKUB VRANA	2	0	1	1	-1	0	0	0	0	0	4	0.0	BRIAN BOYLE	2	0	1	1	0	2	0	0	0	0	2	0.0
NICKLAS BACKSTROM	1	0	1	1	1	0	0	0	0	0	2	0.0	JOSH BROWN	2	0	0	0	0	0	0	0	0	0	0	0.0
RADKO GUDAS	2	0	1	1	1	2	0	0	0	0	2	0.0	AARON EKBLAD	2	0	0	0	-2	0	0	0	0	0	6	0.0
NICK JENSEN	2	0	0	0	1	0	0	0	0	0	0	0.0	COLTON SCEVIOUR	2	0	0	0	0	0	0	0	0	0	3	0.0
BRENDEN DILLON	2	0	0	0	-1	4	0	0	0	0	0	0.0	MARK PYSYK	2	0	0	0	0	0	0	0	0	0	0	0.0
ILYA KOVALCHUK	1	0	0	0	1	0	0	0	0	0	1	0.0	DOMINIC TONINATO	2	0	0	0	-2	0	0	0	0	0	3	0.0
GARNET HATHAWAY	1	0	0	0	-1	2	0	0	0	0	0	0.0	MIKE MATHESON	2	0	0	0	0	0	0	0	0	0	5	0.0
NIC DOWD	1	0	0	0	0	0	0	0	0	0	0	0.0	MACKENZIE WEEGAR	1	0	0	0	-2	0	0	0	0	0	3	0.0
BECK MALENSTYN	1	0	0	0	-1	0	0	0	0	0	0	0.0	NOEL ACCIARI	1	0	0	0	0	0	0	0	0	0	0	0.0
CARL HAGELIN	1	0	0	0	-1	0	0	0	0	0	4	0.0	DENIS MALGIN	2	0	0	0	0	0	0	0	0	0	6	0.0
TRAVIS BOYD	2	0	0	0	1	0	0	0	0	0	1	0.0	DRYDEN HUNT	1	0	0	0	0	2	0	0	0	0	3	0.0
T.J. OSHIE	2	0	0	0	2	0	0	0	0	0	3	0.0													

GOALTENDER	GP	MIN	GA	GAA	SO	W	L	OT	SA	SV%	GOALTENDER	GP	MIN	GA	GAA	SO	W	L	OT	SA	SV%
BRADEN HOLTBY	2	120	7	3.49	0	2	0	0	76	.908	SERGEI BOBROVSKY	2	119	9	4.54	0	0	1	1	51	.824

POWER PLAY: 1 - 6 (16.7%)

PENALTY KILLING: 7 - 8 (87.5%)

POWER PLAY: 1 - 8 (13%)

PENALTY KILLING: 5 - 6 (83.3%)

Minnesota Wild

CLUB INFORMATION

Founded.....2000-01
Home Arena.....Xcel Energy Center (17,954)
Stanley Cups.....None
General Manager.....Bill Guerin
Head Coach.....Dean Evason
Assistant Coaches.....Darby Hendrickson, Bob Woods
Director of Media Relations.....Aaron Sickman
 2019-20 Record35-27-7 (77 points)
 2019-20 Finish.....6th, Central Division
 2018-19 Playoffs.....DNQ

317 Washington Street
 St. Paul, MN 55102
 651.602.6000
 Fax: 651.222.1055
 @mnwild



2019-20 MEETINGS

Mar. 1 at Minnesota: W, 4-3

ALL-TIME SERIES HISTORY

YEAR	TOTALS								HOME								AWAY							
	GP	W	L	T	OT	PTS	GF	GA	GP	W	L	T	OT	PTS	GF	GA	GP	W	L	T	OT	PTS	GF	GA
00-01	2	1	1	0	0	2	2	4	1	1	0	0	0	2	2	1	1	0	1	0	0	0	0	3
01-02	1	1	0	0	0	2	2	1	1	1	0	0	0	2	2	1	0	0	0	0	0	0	0	0
02-03	2	0	2	0	0	0	3	5	1	0	1	0	0	0	3	4	1	0	1	0	0	0	0	1
03-04	1	0	1	0	0	0	1	2	0	0	0	0	0	0	0	0	1	0	1	0	0	0	1	2
05-06	Teams did not meet in 2005-06																							
06-07	1	0	0	-	1	1	2	2	0	0	-	0	0	0	0	0	1	0	0	-	1	1	2	2
07-08	1	1	0	-	0	2	4	1	1	1	0	-	0	2	4	1	0	0	0	-	0	0	0	0
08-09	1	0	1	-	0	0	3	4	0	0	0	-	0	0	0	0	1	0	1	-	0	0	3	4
09-10	1	1	0	-	0	2	3	1	1	1	0	-	0	2	3	1	0	0	0	-	0	0	0	0
10-11	1	0	1	-	0	0	1	2	0	0	0	-	0	0	0	0	1	0	1	-	0	0	1	2
11-12	1	1	0	-	0	2	3	0	1	1	0	-	0	2	3	0	0	0	0	-	0	0	0	0
12-13	Teams did not meet in 2012-13																							
13-14	2	1	1	-	0	2	5	7	1	1	0	-	0	2	2	2	1	0	1	-	0	0	3	5
14-15	2	1	1	-	0	2	4	4	1	0	1	-	0	0	1	2	1	1	0	-	0	2	3	2
15-16	2	2	0	-	0	4	7	5	1	1	0	-	0	2	3	2	1	1	0	-	0	2	4	3
16-17	2	2	0	-	0	4	9	6	1	1	0	-	0	2	4	2	1	1	0	-	0	2	5	4
17-18	2	2	0	-	0	4	8	3	1	1	0	-	0	2	3	1	1	1	0	-	0	2	5	2
18-19	2	1	1	-	0	2	6	4	1	0	1	-	0	0	1	2	1	1	0	-	0	2	5	2
19-20	1	1	0	-	0	2	4	3	Teams did not meet in 2019-20								1	1	0	-	0	2	4	3
Totals	25	15	9	0	1	31	67	54	12	9	3	0	0	18	31	19	13	6	6	0	1	13	36	35

SERIES INFORMATION

All-Time Series (W-L-T-OT)
 Current Streak
 Last Washington Win
 Last Minnesota Win
 Last Tie
 Last Overtime Game
 Overtime Record
 Last 10 Games (W-L-OT)
 Longest Unbeaten Streak
 Longest Winning Streak
 Longest Winless Streak
 Longest Losing Streak
 Washington Shutouts (Last)
 Minnesota Shutouts (Last)
 Last Washington Hat Trick
 Last Minnesota Hat Trick
 Most Washington Goals
 Most Minnesota Goals

Overall

WSH leads, 15-9-0-1
 1 WSH win (3/1/20)
 3/1/20 (4-3)
 3/22/19 (2-1)
 None
 3/28/17 (W, 5-4 OT)
 2-1-0
 9-1-0
 7 (3/19/15-2/15/18)
 7 (3/19/15-2/15/18)
 4 (11/16/02-10/12/06)
 4 (11/16/02-10/12/06)
 None
 2 (11/16/02)
 A. Ovechkin (3/28/17)
 R. Suter (1/4/14)
 5 (2/15/18)
 5 (1/4/14)

at Washington

WSH leads, 9-3-0-0
 1 MIN wins (3/22/19)
 11/18/17 (3-1)
 3/22/19 (2-1)
 None
 11/7/13 (W, 3-2 SO)
 1-0-0
 7-3-0
 4 (2/26/08-11/7/13)
 4 (2/26/08-11/7/13)
 1 (two times)
 1 (two times)
 None
 None
 None
 None
 4 (2/26/08)
 4 (11/21/03)

at Minnesota

WSH trails, 6-6-1-0
 6 WSH wins (3/19/15-3/1/20)
 3/1/20 (4-3)
 1/4/14 (5-3)
 None
 3/28/17 (W, 5-4 OT)
 1-1-0
 6-3-1
 3 (3/19/15-11/13/18)
 6 (3/19/15-3/1/20)
 7 (1/10/01-1/4/14)
 7 (1/10/01-1/4/14)
 None
 2 (11/16/02)
 A. Ovechkin (3/28/17)
 R. Suter (1/4/14)
 5 (2/15/18)
 5 (1/4/14)

Minnesota Wild

2019-20 WASHINGTON CAPITALS VS. MINNESOTA WILD

CAPITALS WON SEASON SERIES 1-0-0 • MINNESOTA 0-1-0

MINNESOTA

MAR 1, 2020

WILD

3

CAPITALS

4

ATTEND

17,388

GOALTENDERS

BRADEN HOLTBY / ALEX STALOCK

W. GOAL

TOM WILSON

CAPITALS

	GP	G	A	P	+/-	PIM	PP	SH	GW	EN	S	%
ALEX OVECHKIN	1	2	1	3	2	0	1	0	0	0	4	50.0
ILYA KOVALCHUK	2	0	2	2	1	4	0	0	0	0	5	0.0
EVGENY KUZNETSOV	1	0	2	2	2	0	0	0	0	0	0	0.0
RICHARD PANIK	1	1	0	1	0	2	0	0	0	0	1	100.0
CHANDLER STEPHENSON	2	1	0	1	0	2	0	0	0	0	1	100.0
CHRISTIAN DJOOS	1	1	0	1	0	0	0	0	0	0	3	33.3
TOM WILSON	1	1	0	1	1	0	0	0	1	0	2	50.0
NICKLAS BACKSTROM	1	0	1	1	0	2	0	0	0	0	1	0.0
CARL HAGELIN	1	0	1	1	1	0	0	0	0	0	3	0.0
JOHN CARLSON	1	0	1	1	3	2	0	0	0	0	3	0.0
NICK JENSEN	1	0	0	0	0	0	0	0	0	0	1	0.0
BRENDEN DILLON	3	0	0	0	-1	7	0	0	0	0	3	0.0
MICHAL KEMPNY	1	0	0	0	0	2	0	0	0	0	0	0.0
DMITRY ORLOV	1	0	0	0	-1	0	0	0	0	0	1	0.0
JAKUB VRANA	1	0	0	0	0	0	0	0	0	0	3	0.0
LARS ELLER	1	0	0	0	1	0	0	0	0	0	2	0.0
GARNET HATHAWAY	1	0	0	0	-1	2	0	0	0	0	2	0.0
NIC DOWD	1	0	0	0	-1	0	0	0	0	0	2	0.0
JONAS SIEGENTHALER	1	0	0	0	0	0	0	0	0	0	0	0.0
T.J. OSHIE	1	0	0	0	0	0	0	0	0	0	2	0.0

GOALTENDER

	GP	MIN	GA	GAA	SO	W	L	OT	SA	SV%
BRADEN HOLTBY	1	60	3	3.00	0	1	0	0	40	.925

POWER PLAY: 1 - 2 (50%)

PENALTY KILLING: 2 - 4 (50%)

WILD

	GP	G	A	P	+/-	PIM	PP	SH	GW	EN	S	%
KEVIN FIALA	1	1	1	2	0	0	1	0	0	0	4	25.0
JASON ZUCKER	2	0	2	2	-2	0	0	0	0	0	7	0.0
RYAN DONATO	1	1	0	1	0	0	0	0	0	0	4	25.0
ZACH PARISE	1	1	0	1	-2	0	1	0	0	0	2	50.0
RYAN SUTER	1	0	1	1	0	2	0	0	0	0	1	0.0
ALEX GALCHENYUK	2	0	1	1	0	0	0	0	0	0	5	0.0
JARED SPURGEON	1	0	1	1	0	0	0	0	0	0	2	0.0
BRAD HUNT	1	0	1	1	0	0	0	0	0	0	4	0.0
MIKKO KOIVU	1	0	0	0	0	0	0	0	0	0	0	0.0
ERIC STAAL	1	0	0	0	0	0	0	0	0	0	1	0.0
JOEL ERIKSSON EK	1	0	0	0	-2	0	0	0	0	0	3	0.0
MARCUS FOLIGNO	1	0	0	0	0	0	0	0	0	0	1	0.0
JORDAN GREENWAY	1	0	0	0	-2	2	0	0	0	0	4	0.0
MATT DUMBA	1	0	0	0	-2	0	0	0	0	0	5	0.0
JONAS BRODIN	1	0	0	0	-2	0	0	0	0	0	1	0.0
GERALD MAYHEW	1	0	0	0	0	0	0	0	0	0	1	0.0
GREG PATERYN	1	0	0	0	0	2	0	0	0	0	1	0.0
MATS ZUCCARELLO	1	0	0	0	0	0	0	0	0	0	3	0.0
RYAN HARTMAN	1	0	0	0	0	7	0	0	0	0	0	0.0

GOALTENDER

	GP	MIN	GA	GAA	SO	W	L	OT	SA	SV%
ALEX STALOCK	1	59	4	4.07	0	0	1	0	30	.867

POWER PLAY: 2 - 4 (50%)

PENALTY KILLING: 1 - 2 (50%)

Montreal Canadiens

CLUB INFORMATION

Founded..... 1909-10, 1917-18 (NHL)
Home Arena..... Bell Centre (21,302)
Stanley Cups..... 24 (most recent, 1993)
Executive Vice President & General Manager..... Marc Bergevin
Head Coach..... Claude Julien
Associate Coach..... Kirk Muller
Assistant Coaches..... Dominique Ducharme, Luke Richardson
Senior Director, Hockey Communications..... Dominick Saillant
 2019-20 Record..... 31-31-9 (71 points)
 2019-20 Finish..... 5th, Atlantic Division
 2018-19 Playoffs..... DNQ

Bell Centre
 1909, avenue des Canadiens-de-
 Montréal
 Montréal, Qué. H3B 5E8
 514.932.2582
 Fax: 514.932.8285
 @CanadiensMTL



2019-20 MEETINGS

Nov. 15 at Washington: L, 2-5
 Jan. 27 at Montreal: W, 4-2
 Feb. 20 at Washington: OTL, 3-4

ALL-TIME SERIES HISTORY

	TOTALS								HOME								AWAY							
YEAR	GP	W	L	T	OT	PTS	GF	GA	GP	W	L	T	OT	PTS	GF	GA	GP	W	L	T	OT	PTS	GF	GA
74-75	6	0	6	0	-	0	9	49	3	0	3	0	-	0	3	21	3	0	3	0	-	0	6	28
75-76	6	0	6	0	-	0	9	34	3	0	3	0	-	0	5	13	3	0	3	0	-	0	4	21
76-77	6	0	6	0	-	0	5	34	3	0	3	0	-	0	1	11	3	0	3	0	-	0	4	23
77-78	6	0	5	1	-	1	13	31	3	0	2	1	-	1	9	17	3	0	3	0	-	0	4	14
78-79	8	0	7	1	-	1	17	43	4	0	3	1	-	1	11	24	4	0	4	0	-	0	6	19
79-80	4	1	2	1	-	3	8	11	2	1	0	1	-	3	5	3	2	0	2	0	-	0	3	8
80-81	4	0	2	2	-	2	10	18	2	0	0	2	-	2	5	5	2	0	2	0	-	0	5	13
81-82	3	2	1	0	-	4	11	9	2	2	0	0	-	4	8	3	1	0	1	0	-	0	3	6
82-83	3	0	1	2	-	2	7	10	1	0	0	1	-	1	3	3	2	0	1	1	-	1	4	7
83-84	3	3	0	0	-	6	11	3	2	2	0	0	-	4	6	1	1	1	0	0	-	2	5	2
84-85	3	1	1	1	-	3	7	6	1	1	0	0	-	2	3	1	2	0	1	1	-	1	4	5
85-86	3	2	0	1	-	5	12	9	2	2	0	0	-	4	8	5	1	0	0	1	-	1	4	4
86-87	3	3	0	0	-	6	10	6	1	1	0	0	-	2	3	1	2	2	0	0	-	4	7	5
87-88	3	1	1	1	-	3	8	8	2	1	1	0	-	2	6	6	1	0	0	1	-	1	2	2
88-89	3	1	1	1	-	3	6	4	1	1	0	0	-	2	4	1	2	0	1	1	-	1	2	3
89-90	3	2	1	0	-	4	12	10	2	1	1	0	-	2	8	7	1	1	0	0	-	2	4	3
90-91	3	0	3	0	-	0	5	11	1	0	1	0	-	0	3	4	2	0	2	0	-	0	2	7
91-92	3	3	0	0	-	6	11	6	2	2	0	0	-	4	7	4	1	1	0	0	-	2	4	2
92-93	3	2	0	1	-	5	8	3	1	1	0	0	-	2	4	0	2	1	0	1	-	3	4	3
93-94	4	1	2	1	-	3	8	12	2	0	1	1	-	1	2	6	2	1	1	0	-	2	6	6
94-95	3	1	2	0	-	2	7	8	1	1	0	0	-	2	5	1	2	0	2	0	-	0	2	7
95-96	4	3	1	0	-	6	13	7	2	2	0	0	-	4	9	2	2	1	1	0	-	2	4	5
96-97	4	4	0	0	-	8	11	4	2	2	0	0	-	4	6	3	2	2	0	0	-	4	5	1
97-98	4	2	1	1	-	5	13	12	2	0	1	1	-	1	7	8	2	2	0	0	-	4	6	4
98-99	4	1	1	2	-	4	7	9	2	0	1	1	-	1	2	5	2	1	0	1	-	3	5	4
99-00	4	3	1	0	0	6	10	2	2	1	1	0	0	2	6	2	2	2	0	0	0	4	4	0
00-01	4	3	1	0	0	6	15	11	2	2	0	0	0	4	7	4	2	1	1	0	0	2	8	7
01-02	4	1	3	0	0	2	10	13	2	1	1	0	0	2	7	6	2	0	2	0	0	0	3	7
02-03	4	2	1	1	0	5	9	7	2	1	1	0	0	2	4	3	2	1	0	1	0	3	5	4
03-04	4	1	3	0	0	2	8	16	2	1	1	0	0	2	6	7	2	0	2	0	0	0	2	9
05-06	4	2	1	-	1	5	13	10	2	1	1	-	0	2	6	6	2	1	0	-	1	3	7	4
06-07	4	1	3	-	0	2	10	14	2	1	1	-	0	2	6	5	2	0	2	-	0	0	4	9
07-08	4	2	2	-	0	4	12	17	2	1	1	-	0	2	7	9	2	1	1	-	0	2	5	8
08-09	4	3	1	-	0	6	12	9	2	2	0	-	0	4	6	3	2	1	1	-	0	2	6	6
09-10	4	2	1	-	1	5	14	14	2	1	1	-	0	2	6	5	2	1	0	-	1	3	8	9
10-11	4	3	0	-	1	7	11	4	2	1	0	-	1	3	5	3	2	2	0	-	0	4	6	1
11-12	4	4	0	-	0	8	12	3	2	2	0	-	0	4	6	3	2	2	0	-	0	4	6	0
12-13	3	2	1	-	0	4	9	7	1	0	1	-	0	0	1	4	2	2	0	-	0	4	8	3
13-14	3	2	1	-	0	4	9	5	2	1	1	-	0	2	4	5	1	1	0	-	0	2	5	0
14-15	3	1	0	-	2	4	5	6	1	0	0	-	1	1	1	1	2	1	0	-	1	3	4	5
15-16	3	2	1	-	0	4	9	7	2	1	1	-	0	2	6	5	1	1	0	-	0	2	3	2
16-17	3	2	1	-	0	4	8	5	1	0	1	-	0	0	1	2	2	2	0	-	0	4	7	3
17-18	3	2	1	-	0	4	14	8	2	1	1	-	0	2	8	4	1	1	0	-	0	2	6	4
18-19	3	2	1	-	0	4	11	11	1	1	0	-	0	2	2	1	2	1	1	-	0	2	9	10
19-20	3	1	1	-	1	3	9	11	2	0	1	-	1	1	5	9	1	1	0	-	0	2	4	2
Totals	171	74	74	17	6	171	448	537	85	39	34	9	3	90	233	241	86	35	40	8	3	81	215	296

SERIES INFORMATION

All-Time Series (W-L-T-OT)

Current Streak

Last Washington Win

Last Montreal Win

Last Tie

Last Overtime Game

Overtime Record

Last 10 Games (W-L-OT)

Longest Unbeaten Streak

Longest Winning Streak

Longest Winless Streak

Longest Losing Streak

Washington Shutouts (Last)

Montreal Shutouts (Last)

Last Washington Hat Trick

Last Montreal Hat Trick

Most Washington Goals

Most Montreal Goals

Overall

Series tied, 74-74-17-6

1 MTL win (2/20/20)

1/27/20 (4-2)

2/20/20 (3-4 OT)

1/25/03 (1-1)

2/20/20 (L, 3-4 OT)

8-4-17

6-3-1

8 (11/11/91-12/11/93)

7 (3/27/96-11/15/97)

34 (10/31/74-11/5/79)

23 (10/31/74-3/25/78)

12 (1/25/14)

20 (1/31/15)

A. Ovechkin (10/17/17) 4 goals

P. Turgeon (4/17/9

Montreal Canadiens

2019-20 WASHINGTON CAPITALS VS. MONTREAL CANADIENS

CAPITALS LOST SEASON SERIES 1-1-1 • MONTRÉAL 2-1-0

WASHINGTON

NOV 15, 2019

FEB 20, 2020

CANADIENS

5

4

CAPITALS

2

3

ATTEND

18,573

18,573

GOALTENDERS

CAREY PRICE / ILYA SAMSONOV

CAREY PRICE / BRADEN HOLTBY

W. GOAL

JORDAN WEAL

BEN CHIAROT

MONTRÉAL

JAN 27, 2020

CANADIENS

2

CAPITALS

4

ATTEND

21,302

GOALTENDERS

BRADEN HOLTBY / CAREY PRICE

W. GOAL

JAKUB VRANA

CAPITALS

	GP	G	A	P	+/-	PIM	PP	SH	GW	EN	S	%
TOM WILSON	3	2	2	4	1	2	1	0	0	0	12	16.7
NICKLAS BACKSTROM	3	1	3	4	-2	2	0	0	0	1	7	14.3
EVGENY KUZNETSOV	3	1	2	3	0	0	0	0	0	0	4	25.0
ALEX OVECHKIN	2	2	0	2	-2	2	1	0	0	0	12	16.7
JAKUB VRANA	3	1	1	2	-2	0	0	0	1	0	6	16.7
LARS ELLER	3	1	1	2	-1	0	0	0	0	0	14	7.1
CARL HAGELIN	2	0	2	2	1	0	0	0	0	0	7	0.0
T.J. OSHIE	3	0	2	2	-4	2	0	0	0	0	3	0.0
TRAVIS BOYD	2	1	0	1	1	0	0	0	0	0	2	50.0
RICHARD PANIK	3	0	1	1	0	0	0	0	0	0	3	0.0
BRENDAN LEIPSIC	2	0	1	1	1	0	0	0	0	0	1	0.0
JOHN CARLSON	3	0	1	1	-2	0	0	0	0	0	8	0.0
NICK JENSEN	3	0	0	0	-3	0	0	0	0	0	2	0.0
BRENDEN DILLON	2	0	0	0	-3	2	0	0	0	0	2	0.0
MICHAL KEMPNY	3	0	0	0	-1	0	0	0	0	0	4	0.0
DMITRY ORLOV	3	0	0	0	1	0	0	0	0	0	0	0.0
ILYA KOVALCHUK	1	0	0	0	0	0	0	0	0	0	3	0.0
CHANDLER STEPHENSON	2	0	0	0	0	0	0	0	0	0	1	0.0
GARNET HATHAWAY	3	0	0	0	-2	2	0	0	0	0	6	0.0
NIC DOWD	2	0	0	0	0	0	0	0	0	0	1	0.0
RADKO GUDAS	3	0	0	0	1	0	0	0	0	0	5	0.0
JONAS SIEGENTHALER	2	0	0	0	-2	0	0	0	0	0	2	0.0
TYLER LEWINGTON	1	0	0	0	0	0	0	0	0	0	0	0.0

GOALTENDER

	GP	MIN	GA	GAA	SO	W	L	OT	SA	SV%
BRADEN HOLTBY	2	120	6	3.01	0	1	0	1	65	.908
ILYA SAMSONOV	1	59	4	4.07	0	0	1	0	39	.897

POWER PLAY: 2 - 5 (40%)

PENALTY KILLING: 5 - 5 (100%)

CANADIENS

	GP	G	A	P	+/-	PIM	PP	SH	GW	EN	S	%
TOMAS TATAR	3	1	5	6	5	0	0	0	0	1	7	14.3
BEN CHIAROT	3	2	2	4	4	0	0	0	1	0	5	40.0
PHILLIP DANAULT	3	1	3	4	3	2	0	0	0	0	2	50.0
SHEA WEBER	3	2	1	3	2	0	0	0	0	0	7	28.6
BRENDAN GALLAGHER	2	1	1	2	6	0	0	0	0	0	3	33.3
NICK SUZUKI	3	1	1	2	-1	0	0	0	0	0	4	25.0
JEFF PETRY	3	1	1	2	0	2	0	0	0	0	7	14.3
DALE WEISE	1	1	0	1	1	0	0	0	0	0	1	100.0
JORDAN WEAL	2	1	0	1	1	0	0	0	1	0	5	20.0
MARCO SCANDELLA	1	0	1	1	0	0	0	0	0	0	1	0.0
MAX DOMI	3	0	1	1	-1	2	0	0	0	0	8	0.0
NICK COUSINS	3	0	1	1	1	0	0	0	0	0	4	0.0
NATE THOMPSON	4	0	1	1	0	5	0	0	0	0	5	0.0
BRETT KULAK	3	0	1	1	-1	0	0	0	0	0	7	0.0
MIKE REILLY	2	0	0	0	-1	0	0	0	0	0	3	0.0
JESPERI KOTKANIEMI	1	0	0	0	1	0	0	0	0	0	2	0.0
ILYA KOVALCHUK	2	0	0	0	0	0	0	0	0	0	6	0.0
CALE FLEURY	1	0	0	0	0	0	0	0	0	0	1	0.0
RYAN POEHLING	1	0	0	0	0	0	0	0	0	0	1	0.0
CHRISTIAN FOLIN	1	0	0	0	1	0	0	0	0	0	2	0.0
JOEL ARMIA	3	0	0	0	-4	0	0	0	0	0	9	0.0
PAUL BYRON	2	0	0	0	0	0	0	0	0	0	3	0.0
VICTOR METE	2	0	0	0	0	2	0	0	0	0	5	0.0
XAVIER OUELLET	1	0	0	0	0	0	0	0	0	0	1	0.0
ARTTURI LEHKONEN	2	0	0	0	1	0	0	0	0	0	6	0.0
JONATHAN DROUIN	2	0	0	0	-2	2	0	0	0	0	3	0.0

GOALTENDER

	GP	MIN	GA	GAA	SO	W	L	OT	SA	SV%
CAREY PRICE	3	180	8	2.67	0	2	1	0	99	.919

POWER PLAY: 0 - 5 (0%)

PENALTY KILLING: 3 - 5 (60%)

Nashville Predators

CLUB INFORMATION

Founded 1998-99
Home Arena Bridgestone Arena (17,159)
Stanley Cups None
President of Hockey Operations/General Manager & Alternate Gov. ... David Poile
Head Coach John Hynes
Assistant Coach Dan Lambert, Dan Muse
Interim Assistant Coach Rob Scuderi
Director of Communications Kevin Wilson
 2019-20 Record 35-26-8 (78 points)
 2019-20 Finish 4th, Central Division
 2018-19 Playoffs W. Conference First Round (def. by DAL, 4-2)

Bridgestone Arena
 501 Broadway
 Nashville, TN 37203
 615.770.2100
 Fax: 615.770.2309
 @PredsNHL



2019-20 MEETINGS

Oct. 10 at Nashville: L, 5-6
 Jan. 29 at Washington: L, 4-5

ALL-TIME SERIES HISTORY

TOTALS										HOME										AWAY									
YEAR	GP	W	L	T	OT	PTS	GF	GA		GP	W	L	T	OT	PTS	GF	GA			GP	W	L	T	OT	PTS	GF	GA		
98-99	2	0	2	0	-	0	3	6		1	0	1	0	-	0	2	3			1	0	1	0	-	0	1	3		
99-00	2	2	0	0	0	4	5	2		1	1	0	0	0	2	1	0			1	1	0	0	0	2	4	2		
00-01	2	1	1	0	0	2	3	4		1	1	0	0	0	2	2	1			1	0	1	0	0	0	1	3		
01-02	1	0	0	1	0	1	3	3		0	0	0	0	0	0	0	0			1	0	0	1	0	1	3	3		
02-03	1	1	0	0	0	2	5	4		1	1	0	0	0	2	5	4			0	0	0	0	0	0	0	0		
03-04	1	0	1	0	0	0	2	5		0	0	0	0	0	0	0	0			1	0	1	0	0	0	2	5		
05-06	1	0	1	-	0	0	2	5		1	0	1	-	0	0	2	5			0	0	0	-	0	0	0	0		
06-07										Teams did not meet in 2006-07																			
07-08	1	1	0	-	0	2	4	2		0	0	0	-	0	0	0	0			1	1	0	-	0	2	4	2		
08-09	2	2	0	-	0	4	5	4		1	1	0	-	0	2	3	3			1	1	0	-	0	2	2	1		
09-10	1	1	0	-	0	2	2	2		1	1	0	-	0	2	2	2			0	0	0	-	0	0	0	0		
10-11	1	1	0	-	0	2	3	2		0	0	0	-	0	0	0	0			1	1	0	-	0	2	3	2		
11-12	2	1	1	-	0	2	5	4		1	1	0	-	0	2	4	1			1	0	1	-	0	0	1	3		
12-13										Teams did not meet in 2012-13																			
13-14	2	1	0	-	1	3	8	5		1	1	0	-	0	2	5	2			1	0	0	-	1	1	3	3		
14-15	2	0	2	-	0	0	6	8		1	0	1	-	0	0	3	4			1	0	1	-	0	0	3	4		
15-16	2	2	0	-	0	4	9	4		1	1	0	-	0	2	4	1			1	1	0	-	0	2	5	3		
16-17	2	0	1	-	1	1	3	7		1	0	0	-	1	1	1	2			1	0	1	-	0	0	2	5		
17-18	2	0	2	-	0	0	6	10		1	0	1	-	0	0	3	4			1	0	1	-	0	0	3	6		
18-19	2	0	2	-	0	0	5	13		1	0	1	-	0	0	3	6			1	0	1	-	0	0	2	7		
19-20	2	0	2	-	0	0	9	11		1	0	1	-	0	0	4	5			1	0	1	-	0	0	5	6		
Totals	31	13	15	1	2	29	88	101		15	8	6	0	1	17	44	43			16	5	9	1	1	12	44	58		

SERIES INFORMATION

All-Time Series (W-L-T-OT)

Current Streak

Last Washington Win

Last Nashville Win

Last Tie

Last Overtime Game

Overtime Record

Last 10 Games (W-L-T-OT)

Longest Unbeaten Streak

Longest Winning Streak

Longest Winless Streak

Longest Losing Streak

Washington Shutouts (Last)

Nashville Shutouts (Last)

Last Washington Hat Trick

Last Nashville Hat Trick

Most Washington Goals

Most Nashville Goals

Overall

WSH trails 13-15-1-2

8 NSH win (2/25/17-1/29/20)

3/18/16 (4-1)

1/29/20 (4-5)

2/8/02 (3-3)

3/16/17 (L, 1-2 OT)

4-2-1

2-7-1

5 (3/18/08-10/16/10)

5 (3/18/08-10/16/10)

8 (2/25/17-1/29/20)

6 (11/14/17-1/29/20)

1 (11/26/99)

None

None

V. Arvidsson (1/15/19)

5 (four times)

7 (1/15/19)

at Washington

WSH leads, 8-6-0-1

4 NSH wins (3/16/17-1/29/20)

3/18/16 (4-1)

1/29/20 (4-5)

None

3/16/17 (L, 1-2 OT)

2-1-0

5-4-1

4 (10/28/08-12/7/13)

4 (10/28/08-12/7/13)

4 (3/16/2017-1/29/20)

3 (4/5/18-1/29/20)

1 (11/26/99)

None

None

None

5 (two times)

6 (12/31/18)

at Nashville

WSH trails, 5-9-1-1

4 NSH wins (2/25/17-10/10/19)

2/9/16 (5-3)

10/10/19 (5-6)

2/8/02 (3-3)

3/30/14 (L, 3-4 SO)

2-1-1

3-6-1

3 (3/18/08-10/16/10)

3 (3/18/08-10/16/10)

4 (2/25/17-10/10/19)

4 (2/25/17-10/10/19)

None

None

None

V. Arvidsson (1/15/19)

5 (two times)

7 (1/15/19)

Nashville Predators

2019-20 WASHINGTON CAPITALS VS. NASHVILLE PREDATORS

CAPITALS LOST SEASON SERIES, 0-2-0 • NASHVILLE 2-0-0

WASHINGTON	PREDATORS	CAPITALS	ATTEND	GOALTENDERS	W. GOAL
JAN 29, 2020	5	4	18,573	JUUSE SAROS / BRADEN HOLTBY	YANNICK WEBER
NASHVILLE	PREDATORS	CAPITALS	ATTEND	GOALTENDERS	W. GOAL
OCT 10, 2019	6	5	17,386	PEKKA RINNE / BRADEN HOLTBY	MATTIAS EKHOLM

CAPITALS	GP	G	A	P	+/-	PIM	PP	SH	GW	EN	S	%	PREDATORS	GP	G	A	P	+/-	PIM	PP	SH	GW	EN	S	%
ALEX OVECHKIN	2	3	1	4	-1	0	2	0	0	0	7	42.9	RYAN JOHANSEN	2	3	1	4	2	2	1	1	0	0	5	60.0
JOHN CARLSON	2	0	3	3	-2	2	0	0	0	0	4	0.0	FILIP FORSBERG	2	1	3	4	2	0	0	0	0	0	4	25.0
RICHARD PANIK	2	2	0	2	0	2	0	0	0	0	2	100.0	MIKAEL GRANLUND	2	1	2	3	-1	0	1	0	0	0	6	16.7
TOM WILSON	2	2	0	2	-1	0	1	1	0	0	5	40.0	NICK BONINO	2	1	1	2	0	0	0	0	0	0	2	50.0
ILYA KOVALCHUK	1	1	1	2	1	2	0	0	0	0	1	100.0	MATT DUCHENE	2	1	1	2	0	2	0	0	0	0	8	12.5
LARS ELLER	2	1	1	2	-2	2	0	0	0	0	5	20.0	CALLE JARNKROK	2	0	2	2	3	0	0	0	0	0	0	0.0
CHANDLER STEPHENSON	2	1	1	2	2	0	0	0	1	0	1	100.0	VIKTOR ARVIDSSON	2	0	2	2	3	2	0	0	0	0	3	0.0
T.J. OSHIE	2	1	0	1	-3	0	0	0	0	0	3	33.3	ROMAN JOSI	2	0	2	2	2	2	0	0	0	0	6	0.0
DMITRY ORLOV	2	0	1	1	-2	2	0	0	0	0	5	0.0	YANNICK WEBER	2	1	0	1	0	0	0	0	1	0	2	50.0
NICKLAS BACKSTROM	2	0	1	1	0	0	0	0	0	0	6	0.0	MATTIAS EKHOLM	2	1	0	1	1	2	0	0	1	0	5	20.0
GARNET HATHAWAY	2	0	1	1	0	4	0	0	0	0	3	0.0	ROCCO GRIMALDI	1	1	0	1	0	0	0	0	0	0	3	33.3
CARL HAGELIN	2	0	1	1	1	0	0	0	0	0	2	0.0	JARRED TINORDI	1	1	0	1	1	2	0	0	0	0	1	100.0
EVGENY KUZNETSOV	2	0	1	1	-2	2	0	0	0	0	6	0.0	DAN HAMHUIS	1	0	1	1	1	0	0	0	0	0	1	0.0
NICK JENSEN	2	0	0	0	0	0	0	0	0	0	1	0.0	KYLE TURRIS	2	0	1	1	-1	2	0	0	0	0	3	0.0
BRENDEN DILLON	3	0	0	0	-1	2	0	0	0	0	3	0.0	COLTON SISSONS	1	0	1	1	0	2	0	0	0	0	1	0.0
MICHAL KEMPNY	1	0	0	0	-1	0	0	0	0	0	0	0.0	AUSTIN WATSON	2	0	1	1	0	0	0	0	0	0	2	0.0
JAKUB VRANA	2	0	0	0	-1	2	0	0	0	0	1	0.0	RYAN ELLIS	1	0	0	0	1	2	0	0	0	0	3	0.0
NIC DOWD	1	0	0	0	-1	0	0	0	0	0	3	0.0	CRAIG SMITH	2	0	0	0	-1	2	0	0	0	0	3	0.0
BRENDAN LEIPSIC	2	0	0	0	-2	0	0	0	0	0	1	0.0	KORBINIAN HOLZER	2	0	0	0	-1	0	0	0	0	0	0	0.0
RADKO GUDAS	2	0	0	0	1	2	0	0	0	0	3	0.0	DANIEL CARR	1	0	0	0	0	0	0	0	0	0	1	0.0
JONAS SIEGENTHALER	2	0	0	0	-1	0	0	0	0	0	2	0.0	COLIN BLACKWELL	1	0	0	0	0	0	0	0	0	0	0	0.0
TYLER LEWINGTON	1	0	0	0	0	0	0	0	0	0	0	0.0	MATT IRWIN	1	0	0	0	-1	0	0	0	0	0	0	0.0
													DANTE FABBRO	2	0	0	0	2	0	0	0	0	0	3	0.0

GOALTENDERS	GP	MIN	GA	GAA	SO	W	L	OT	SA	SV%	GOALTENDERS	GP	MIN	GA	GAA	SO	W	L	OT	SA	SV%
BRADEN HOLTBY	2	117	11	5.63	0	0	2	0	62	.823	PEKKA RINNE	1	60	5	5.00	0	1	0	0	26	.808
											JUUSE SAROS	1	60	4	4.00	0	1	0	0	33	.879

POWER PLAY: 3 - 9 (33%)

PENALTY KILLING: 6 - 8 (75%)

POWER PLAY: 2 - 8 (25%)

PENALTY KILLING: 6 - 9 (66.7%)

New York Islanders

CLUB INFORMATION

Founded 1972-73
Home Arena Barclays Center (15,759)
Stanley Cups 4 (most recent, 1983)
President & General Manager, & Alternate Governor Lou Lamoriello
Head Coach Barry Trotz
Associate Coach Lane Lambert
Assistant Coaches John Gruden, Jim Hiller
Executive Director of Communications Kimber Auerbach
 2019-20 Record 35-23-10 (80 points)
 2019-20 Finish 5th, Metropolitan Division
 2018-19 Playoffs E. Conference Second Round (def. by CAR 4-0)

Barclays Center
 620 Atlantic Ave.
 Brooklyn, NY 11217
 917.618.6100
 Fax: 718-942-9595
 @NYIslanders



2019-20 MEETINGS

Oct. 4 at NY Islanders: W, 2-1
 Dec. 31 at Washington: L, 3-4
 Jan. 18 at NY Islanders: W, 6-4
 Feb. 10 at Washington: L, 3-5

ALL-TIME SERIES HISTORY

YEAR	GP	W	L	TOTALS		PTS	GF	GA	GP	W	L	HOME		PTS	GF	GA	GP	W	L	AWAY		PTS	GF	GA
				T	OT							T	OT							T	OT			
74-75	4	0	4	0	-	0	3	22	2	0	2	0	-	0	0	12	2	0	2	0	-	0	3	10
75-76	4	0	4	0	-	0	8	22	2	0	2	0	-	0	2	9	2	0	2	0	-	0	6	13
76-77	4	0	1	3	-	3	8	9	2	0	0	2	-	2	4	4	2	0	1	1	-	1	4	5
77-78	4	0	4	0	-	0	3	19	2	0	2	0	-	0	0	10	2	0	2	0	-	0	3	9
78-79	4	1	3	0	-	2	11	18	2	1	1	0	-	2	8	8	2	0	2	0	-	0	3	10
79-80	4	2	2	0	-	4	13	9	2	2	0	0	-	4	10	2	2	0	2	0	-	0	3	7
80-81	4	0	4	0	-	0	10	17	2	0	2	0	-	0	5	7	2	0	2	0	-	0	5	10
81-82	8	0	7	1	-	1	20	39	4	0	3	1	-	1	8	14	4	0	4	0	-	0	12	25
82-83	7	2	4	1	-	5	20	32	3	1	1	1	-	3	7	11	4	1	3	0	-	2	13	21
83-84	7	3	4	0	-	6	27	28	4	2	2	0	-	4	22	15	3	1	2	0	-	2	5	13
84-85	7	4	3	0	-	8	27	26	3	2	1	0	-	4	10	10	4	2	2	0	-	4	17	16
85-86	7	4	3	0	-	8	30	26	4	2	2	0	-	4	16	15	3	2	1	0	-	4	14	11
86-87	7	3	2	2	-	8	18	23	3	1	0	2	-	4	7	6	4	2	2	0	-	4	11	17
87-88	7	2	4	1	-	5	24	26	4	1	2	1	-	3	15	15	3	1	2	0	-	2	9	11
88-89	7	4	3	0	-	8	29	27	3	3	0	0	-	6	14	10	4	1	3	0	-	2	15	17
89-90	7	3	4	0	-	6	24	25	4	2	2	0	-	4	14	13	3	1	2	0	-	2	10	12
90-91	7	7	0	0	-	14	30	17	3	3	0	0	-	6	12	9	4	4	0	0	-	8	18	8
91-92	7	4	2	1	-	9	28	24	4	2	1	1	-	5	16	11	3	2	1	0	-	4	12	13
92-93	7	4	3	0	-	8	23	18	3	0	3	0	-	0	6	11	4	4	0	0	-	8	17	7
93-94	5	1	3	1	-	3	12	17	3	1	1	1	-	3	8	7	2	0	2	0	-	0	4	10
94-95	4	4	0	0	-	8	20	14	2	2	0	0	-	4	11	7	2	2	0	0	-	4	9	7
95-96	5	4	1	0	-	8	21	14	2	2	0	0	-	4	10	8	3	2	1	0	-	4	11	6
96-97	5	1	4	0	-	2	7	14	3	1	2	0	-	2	6	6	2	0	2	0	-	0	1	8
97-98	6	5	0	1	-	11	20	9	3	2	0	1	-	5	10	5	3	3	0	0	-	6	10	4
98-99	4	4	0	0	-	8	16	8	2	2	0	0	-	4	9	4	2	2	0	0	-	4	7	4
99-00	4	4	0	0	0	8	15	10	2	2	0	0	0	4	8	5	2	2	0	0	0	4	7	5
00-01	4	3	0	1	0	7	13	7	2	1	0	1	0	3	5	4	2	2	0	0	0	4	8	3
01-02	4	2	1	1	0	5	16	14	2	2	0	0	0	4	7	4	2	0	1	1	0	1	9	10
02-03	4	4	0	0	0	8	12	5	2	2	0	0	0	4	7	3	2	2	0	0	0	4	5	2
03-04	4	2	2	0	0	4	14	10	2	1	1	0	0	2	10	6	2	1	1	0	0	2	4	4
05-06	4	1	3	-	0	2	11	17	2	1	1	-	0	2	8	7	2	0	2	-	0	0	3	10
06-07	4	1	3	-	0	2	6	16	2	1	1	-	0	2	3	7	2	0	2	-	0	0	3	9
07-08	4	1	1	-	2	4	8	11	2	0	1	-	1	1	4	7	2	1	0	-	1	3	4	4
08-09	4	4	0	-	0	8	17	10	2	2	0	-	0	4	10	5	2	2	0	-	0	4	7	5
09-10	4	3	0	-	1	7	17	12	2	1	0	-	1	3	7	8	2	2	0	-	0	4	10	4
10-11	4	4	0	-	0	8	9	5	2	2	0	-	0	4	4	2	2	2	0	-	0	4	5	3
11-12	4	2	2	-	0	4	10	14	2	1	1	-	0	2	3	5	2	1	1	-	0	2	7	9
12-13	3	1	2	-	0	2	5	9	2	1	1	-	0	2	3	4	1	0	1	-	0	0	2	5
13-14	4	3	1	-	0	6	12	8	2	1	1	-	0	2	6	3	2	2	0	-	0	4	6	5
14-15	4	2	0	-	2	6	12	11	2	2	0	-	0	4	7	4	2	0	0	-	2	2	5	7
15-16	4	3	0	-	1	7	13	9	2	1	0	-	1	3	6	6	2	2	0	-	0	4	7	3
16-17	5	2	3	-	0	4	11	13	2	1	1	-	0	2	2	4	3	1	2	-	0	2	9	9
17-18	4	3	1	-	0	6	18	12	2	2	0	-	0	4	10	6	2	1	1	-	0	2	8	6
18-19	4	2	2	-	0	4	7	7	2	0	2	-	0	0	0	5	2	2	0	-	0	4	7	2
19-20	4	2	2	-	0	4	14	14	2	0	2	-	0	0	6	9	2	2	0	-	0	4	8	5
Totals	222	111	92	13	6	241	692	717	111	56	41	11	3	126	346	333	111	55	51	2	3	115	346	384

SERIES INFORMATION

All-Time Series (W-L-T-OT)
 Current Streak
 Last Washington Win
 Last New York Win
 Last Tie
 Last Overtime Game
 Overtime Record
 Last 10 Games (W-L-OT)
 Longest Unbeaten Streak
 Longest Winning Streak
 Longest Winless Streak
 Longest Losing Streak
 Washington Shutouts (Last)
 New York Shutouts (Last)
 Last Washington Hat Trick
 Last New York Hat Trick
 Most Washington Goals
 Most New York Goals

Overall
 WSH leads, 111-92-13-6
 1 NYI win (2/10/20)
 1/18/20 (6-4)
 2/10/20 (3-5)
 11/27/01 (5-5)
 4/5/16 (L, 3-4 OT)
 13-9-15
 6-4-0
 22 (4/12/97-3/30/02)
 11 (3/12/98-3/15/00)
 19 (10/20/74-1/16/79)
 9 (10/20/74-1/15/77)
 6 (2/7/03)
 15 (4/6/19)
 Last Washington Hat Trick
 M. Czerkawski (11/27/01)
 8 (1/1/92)
 8 (four times)

at Washington
 WSH leads, 56-41-11-3
 4 NYI wins (1/18/19-2/10/20)
 3/16/18 (6-3)
 2/10/20 (3-5)
 10/21/00 (4-4)
 4/5/16 (L, 3-4 OT)
 6-4-12
 4-5-1
 15 (4/12/97-10/9/03)
 6 (11/24/00-10/9/03)
 9 (10/24/74-11/17/78)
 4 (10/20/74-2/22/76)
 3 (2/7/03)
 11 (4/6/19)
 P. Bondra (2/3/96)
 D. King (1/1/92)
 8 (1/1/92)
 8 (10/8/83)

at NY Islanders
 WSH leads, 55-51-2-3
 5 WSH wins (3/15/18-1/18/20)
 1/18/20 (6-4)
 12/11/17 (1-3)
 11/27/01 (5-5)
 2/18/16 (W, 3-2 OT)
 7-5-3
 7-3-0
 10 (10/8/97-11/27/01)
 9 (10/8/97-3/6/01)
 19 (1/2/75-10/21/82)
 13 (2/4/78-10/21/82)
 3 (4/13/98)
 4 (4/8/06)
 Ovechkin (1/18/20)
 M. Czerkawski (11/27/01)
 7 (four times)
 8 (three times)

New York Islanders

2019-20 WASHINGTON CAPITALS VS. NEW YORK ISLANDERS

CAPITALS TIED SEASON SERIES 2-2-0 • NEW YORK 2-2-0

WASHINGTON	ISLANDERS	CAPITALS	ATTEND	GOALTENDERS	W. GOAL
DEC 31, 2019	4	3	18,573	SEMYON VARLAMOV / BRADEN HOLTBY	TOM KUHNHACKL
FEB 10, 2020	5	3	18,573	THOMAS GREISS / ILYA SAMSONOV	LEO KOMAROV
NEW YORK	ISLANDERS	CAPITALS	ATTEND	GOALTENDERS	W. GOAL
OCT 4, 2019	1	2	13,917	ILYA SAMSONOV / SEMYON VARLAMOV	T.J. OSHIE
JAN 18, 2020	4	6	13,917	ILYA SAMSONOV / SEMYON VARLAMOV	JAKUB VRANA

CAPITALS	GP	G	A	P	+/-	PIM	PP	SH	GW	EN	S	%	ISLANDERS	GP	G	A	P	+/-	PIM	PP	SH	GW	EN	S	%
JOHN CARLSON	4	1	4	5	-3	0	0	0	0	0	17	5.9	ANTHONY BEAUVILLIER	4	2	4	6	3	0	0	0	0	0	10	20.0
NICKLAS BACKSTROM	4	0	5	5	0	0	0	0	0	0	11	0.0	DEVON TOEWS	4	3	2	5	3	0	0	0	0	0	8	37.5
ALEX OVECHKIN	4	3	1	4	-1	2	0	0	0	1	14	21.4	BROCK NELSON	4	2	3	5	2	4	0	0	0	0	13	15.4
T.J. OSHIE	4	2	2	4	1	0	2	0	1	0	8	25.0	LEO KOMAROV	4	1	3	4	3	2	0	0	1	0	6	16.7
JAKUB VRANA	4	2	0	2	2	0	0	0	1	0	10	20.0	JOSH BAILEY	4	0	4	4	0	0	0	0	0	0	5	0.0
TOM WILSON	4	2	0	2	-2	0	0	0	0	0	10	20.0	CASEY CIZIKAS	4	3	0	3	1	4	0	0	0	0	7	42.9
EVGENY KUZNETSOV	3	2	0	2	-1	0	0	0	0	0	6	33.3	MATHEW BARZAL	4	0	3	3	-4	2	0	0	0	0	9	0.0
LARS ELLER	4	1	1	2	0	4	0	0	0	0	3	33.3	JORDAN EBERLE	4	2	0	2	-3	4	1	0	0	0	7	28.6
CARL HAGELIN	4	1	1	2	-1	2	0	0	0	0	9	11.1	NICK LEDDY	4	0	2	2	-2	2	0	0	0	0	6	0.0
DMITRY ORLOV	4	0	2	2	2	2	0	0	0	0	6	0.0	ANDERS LEE	4	0	2	2	-3	0	0	0	0	0	5	0.0
NICK JENSEN	4	0	1	1	5	0	0	0	0	0	2	0.0	TOM KUHNHACKL	2	1	0	1	-1	0	0	0	1	0	2	50.0
MICHAL KEMPNY	3	0	1	1	1	0	0	0	0	0	1	0.0	ANDY GREENE	3	0	1	1	1	0	0	0	0	0	3	0.0
RICHARD PANIK	4	0	1	1	1	0	0	0	0	0	5	0.0	RYAN PULOCK	4	0	1	1	-3	0	0	0	0	0	8	0.0
RADKO GUDAS	3	0	1	1	-3	2	0	0	0	0	7	0.0	DERICK BRASSARD	4	0	1	1	2	0	0	0	0	0	4	0.0
BRENDEN DILLON	1	0	0	0	0	5	0	0	0	0	2	0.0	MATT MARTIN	4	0	1	1	1	4	0	0	0	0	3	0.0
CHANDLER STEPHENSON	3	0	0	0	0	0	0	0	0	0	5	0.0	SCOTT MAYFIELD	4	0	1	1	5	4	0	0	0	0	1	0.0
GARNET HATHAWAY	4	0	0	0	0	9	0	0	0	0	2	0.0	ADAM PELECH	2	0	0	0	1	0	0	0	0	0	4	0.0
NIC DOWD	3	0	0	0	0	0	0	0	0	0	1	0.0	NOAH DOBSON	2	0	0	0	0	0	0	0	0	0	2	0.0
BRENDAN LEIPSIC	4	0	0	0	-1	2	0	0	0	0	6	0.0	CAL CLUTTERBUCK	1	0	0	0	0	0	0	0	0	0	1	0.0
JONAS SIEGENTHALER	4	0	0	0	-1	0	0	0	0	0	3	0.0	MICHAEL DAL COLLE	2	0	0	0	0	0	0	0	0	0	3	0.0
MARTIN FEHERVARY	2	0	0	0	-3	2	0	0	0	0	2	0.0	ROSS JOHNSTON	3	0	0	0	0	5	0	0	0	0	3	0.0
TRAVIS BOYD	1	0	0	0	0	0	0	0	0	0	0	0.0	JEAN-GABRIEL PAGEAU	2	0	0	0	-3	0	0	0	0	0	4	0.0
													JOHNNY BOYCHUK	4	0	0	0	-2	0	0	0	0	0	2	0.0

GOALTENDER	GP	MIN	GA	GAA	SO	W	L	OT	SA	SV%	GOALTENDER	GP	MIN	GA	GAA	SO	W	L	OT	SA	SV%
ILYA SAMSONOV	3	110	6	3.26	0	2	1	0	53	.887	THOMAS GREISS	1	60	3	3.00	0	1	0	0	29	.897
BRADEN HOLTBY	3	125	8	3.85	0	0	1	0	56	.857	SEMYON VARLAMOV	3	177	10	3.39	0	1	2	0	96	.896

POWER PLAY: 2 - 11 (18%)

PENALTY KILLING: 1 - 9 (88.9%)

POWER PLAY: 1 - 9 (11%)

PENALTY KILLING: 9 - 11 (81.8%)

New York Rangers

CLUB INFORMATION

Founded.....1926-27
Home Arena.....Madison Square Garden (18,006)
Stanley Cups.....4 (most recent, 1994)
President and Alt. Gov......John Davidson
General Manager.....Jeff Gorton
Head Coach.....David Quinn
Assistant Coaches.....Greg Brown, David Oliver, Lindy Ruff
Senior Vice President, Public Relations & Player Recruitment.....John Rosasco
 2019-20 Record.....37-28-5 (79 points)
 2019-20 Finish.....7th, Metropolitan Division
 2018-19 Playoffs.....DNQ

Madison Square Garden
 Two Pennsylvania Plaza
 New York, NY 10121
 212.465.6486
 Fax: 212.465.6494
 @NYRangers



2019-20 MEETINGS

Oct. 18 at Washington: W, 5-2
 Nov. 20 at NY Rangers: L, 1-4
 Mar. 5 at NY Rangers: OTL, 5-6

ALL-TIME SERIES HISTORY

TOTALS									HOME									AWAY								
YEAR	GP	W	L	T	OT	PTS	GF	GA	GP	W	L	T	OT	PTS	GF	GA	GP	W	L	T	OT	PTS	GF	GA		
74-75	4	1	2	1	-	3	19	23	2	1	0	1	-	3	13	10	2	0	2	0	-	0	6	13		
75-76	4	2	2	0	-	4	18	23	2	2	0	0	-	4	12	7	2	0	2	0	-	0	6	16		
76-77	4	2	2	0	-	4	17	16	2	1	1	0	-	2	9	7	2	1	1	0	-	2	8	9		
77-78	4	0	2	2	-	2	14	27	2	0	1	1	-	1	7	14	2	0	1	1	-	1	7	13		
78-79	4	1	1	2	-	4	17	18	2	1	0	1	-	3	7	3	2	0	1	1	-	1	10	15		
79-80	4	2	2	0	-	4	15	18	2	1	1	0	-	2	8	10	2	1	1	0	-	2	7	8		
80-81	4	2	2	0	-	4	21	17	2	2	0	0	-	4	15	5	2	0	2	0	-	0	6	12		
81-82	8	2	3	3	-	7	28	30	4	0	3	1	-	1	12	16	4	2	0	2	-	6	16	14		
82-83	7	3	3	1	-	7	26	28	3	1	1	1	-	3	9	11	4	2	2	0	-	4	17	17		
83-84	7	3	3	1	-	7	26	23	4	3	0	1	-	7	17	8	3	0	3	0	-	0	9	15		
84-85	7	5	2	0	-	10	32	21	3	2	1	0	-	4	16	9	4	3	1	0	-	6	16	12		
85-86	7	3	3	1	-	7	24	21	4	2	1	1	-	5	13	9	3	1	2	0	-	2	11	12		
86-87	7	3	4	0	-	6	27	27	3	1	2	0	-	2	12	11	4	2	2	0	-	4	15	16		
87-88	7	5	2	0	-	10	31	23	4	2	2	0	-	4	14	14	3	3	0	0	-	6	17	9		
88-89	7	2	3	2	-	6	16	22	3	1	1	1	-	3	7	8	4	1	2	1	-	3	9	14		
89-90	7	4	3	0	-	8	21	20	4	3	1	0	-	6	15	13	3	1	2	0	-	2	6	7		
90-91	7	2	4	1	-	5	23	28	3	1	2	0	-	2	8	12	4	1	2	1	-	3	15	16		
91-92	7	5	2	0	-	10	35	24	4	2	2	0	-	4	20	16	3	3	0	0	-	6	15	8		
92-93	9	5	4	0	-	10	32	28	5	3	2	0	-	6	18	17	4	2	2	0	-	4	14	11		
93-94	6	1	5	0	-	2	12	19	3	0	3	0	-	0	5	10	3	1	2	0	-	2	7	9		
94-95	4	2	2	0	-	4	16	13	2	2	0	0	-	4	8	3	2	0	2	0	-	0	8	10		
95-96	6	3	2	1	-	7	17	19	3	1	1	1	-	3	8	12	3	2	1	0	-	4	9	7		
96-97	5	3	2	0	-	6	13	12	3	2	1	0	-	4	8	7	2	1	1	0	-	2	5	5		
97-98	5	3	1	1	-	7	15	11	2	1	1	0	-	2	5	4	3	2	0	1	-	5	10	7		
98-99	5	2	2	1	-	5	12	11	3	1	2	0	-	2	8	9	2	1	0	1	-	3	4	2		
99-00	4	3	0	0	1	7	15	9	2	1	0	0	1	3	8	6	2	2	0	0	0	4	7	3		
00-01	4	1	3	0	0	2	13	17	2	1	1	0	0	2	8	8	2	0	2	0	0	0	5	9		
01-02	4	3	1	0	0	6	19	12	2	2	0	0	0	4	11	4	2	1	1	0	0	2	8	8		
02-03	4	2	0	1	1	6	12	7	2	1	0	0	1	3	8	4	2	1	0	1	0	3	4	3		
03-04	4	2	1	0	1	5	10	10	2	1	0	0	1	3	6	6	2	1	1	0	0	2	4	4		
05-06	4	2	1	-	1	5	14	10	2	2	0	-	0	4	8	3	2	0	1	-	1	1	6	7		
06-07	4	1	3	-	0	2	8	15	2	1	1	-	0	2	5	6	2	0	2	-	0	0	3	9		
07-08	4	2	2	-	0	4	9	11	2	2	0	-	0	4	8	6	2	0	2	-	0	0	1	5		
08-09	4	3	0	-	1	7	14	11	2	2	0	-	0	4	5	2	2	1	0	-	1	3	9	9		
09-10	4	3	1	-	0	6	15	10	2	1	1	-	0	2	5	4	2	2	0	-	0	4	10	6		
10-11	4	1	2	-	1	3	6	17	2	0	1	-	1	1	1	7	2	1	1	-	0	2	5	10		
11-12	4	2	2	-	0	4	13	11	2	1	1	-	0	2	7	7	2	1	1	-	0	2	6	4		
12-13	3	1	2	-	0	2	4	8	1	0	1	-	0	0	1	4	2	1	1	-	0	2	3	4		
13-14	4	2	2	-	0	4	8	9	2	1	1	-	0	2	3	4	2	1	1	-	0	2	5	5		
14-15	4	1	3	-	0	2	10	13	2	0	2	-	0	0	3	7	2	1	1	-	0	2	7	6		
15-16	5	3	2	-	0	6	20	16	2	1	1	-	0	2	7	5	3	2	1	-	0	4	13	11		
16-17	4	2	2	-	0	4	9	7	2	1	1	-	0	2	4	4	2	1	1	-	0	2	5	3		
17-18	4	3	0	-	1	7	11	6	2	2	0	-	0	4	7	4	2	1	0	-	1	3	4	2		
18-19	4	4	0	-	0	8	17	13	2	2	0	-	0	4	10	8	2	2	0	-	0	4	7	5		
19-20	3	1	1	-	1	3	11	12	1	1	0	-	0	2	5	2	2	0	1	-	1	1	6	10		
Totals	222	108	91	18	8	242	765	746	112	59	40	9	4	131	394	346	113	49	51	9	4	111	371	400		

SERIES INFORMATION

All-Time Series (W-L-T-OT)

Current Streak
 Last Washington Win
 Last New York Win
 Last Tie
 Last Overtime Game
 Overtime Record
 Last 10 Games (W-L-OT)
 Longest Unbeaten Streak
 Longest Winning Streak
 Longest Winless Streak
 Longest Losing Streak
 Washington Shutouts (Last)
 New York Shutouts (Last)
 Last Washington Hat Trick
 Last New York Hat Trick
 Most Washington Goals
 Most New York Goals

Overall

WSH leads, 108-91-18-8
 2 NYR wins (11/20/19-3/5/20)
 10/18/19 (5-2)
 3/5/20 (5-6 OT)
 1/4/03 (2-2)
 3/5/20 (L, 5-6 OT)
 14-6-18
 7-1-2
 11 (2/28/18-10/18/19)
 7 (3/26/18-10/18/19)
 5 (two times)
 4 (three times)
 8 (12/27/17)
 10 (12/27/17)
 J. Williams (1/17/16)
 M. Zibanejad (3/5/20)
 8 (four times)
 11 (two times)

at Washington

WSH leads, 59-40-9-4
 6 WSH wins (4/5/17-10/18/19)
 10/18/19 (5-2)
 10/22/16 (2-4)
 1/5/96 (4-4)
 2/24/19 (W, 6-5 OT)
 7-4-9
 7-3-0
 6 (4/5/17-10/18/19)
 6 (4/5/17-10/18/19)
 6 (11/7/81-1/1/83)
 3 (two times)
 6 (4/5/17)
 6 (10/16/13)
 J. Williams (1/17/16)
 M. Messier (12/13/91)
 8 (three times)
 11 (3/24/78)

at NY Rangers

WSH trails, 49-51-9-4
 2 NYR wins (11/20/19-3/5/20)
 3/3/19 (3-2 SO)
 3/5/20 (5-6 OT)
 1/4/03 (2-2)
 3/5/20 (L, 5-6 OT)
 7-2-9
 6-2-1
 7 (12/2/97-3/23/00)
 4 (4/1/87-3/16/88)
 7 (3/5/04-11/1/07)
 7 (3/5/04-11/1/07)
 2 (12/27/17)
 4 (12/27/17)
 P. Bondra (1/8/98)
 M. Zibanejad (3/5/20)
 8 (3/16/88)
 11 (2/18/76)

New York Rangers

2019-20 WASHINGTON CAPITALS VS. NEW YORK RANGERS

CAPITALS LOST SEASON SERIES, 1-1-1 • NY RANGERS 2-1-0

WASHINGTON	RANGERS	CAPITALS	ATTEND	GOALTENDERS	W. GOAL
OCT 18, 2019	2	5	18,573	BRADEN HOLTBY / HENRIK LUNDQVIST	NIC DOWD
NEW YORK	RANGERS	CAPITALS	ATTEND	GOALTENDERS	W. GOAL
NOV 20, 2019	4	1	17,239	HENRIK LUNDQVIST / BRADEN HOLTBY	ARTEMI PANARIN
MAR 5, 2020	6	5	17,277	ALEXANDAR GEORGIEV / ILYA SAMSONOV	MIKA ZIBANEJAD

CAPITALS	GP	G	A	P	+/-	PIM	PP	SH	GW	EN	S	%	RANGERS	GP	G	A	P	+/-	PIM	PP	SH	GW	EN	S	%
JOHN CARLSON	3	0	6	6	2	4	0	0	0	0	6	0.0	MIKA ZIBANEJAD	2	5	2	7	-1	0	2	0	1	0	9	55.6
ALEX OVECHKIN	3	2	1	3	-2	2	0	0	0	0	14	14.3	ARTEMI PANARIN	3	3	3	6	1	2	2	0	1	0	8	37.5
ILYA KOVALCHUK	1	1	2	3	3	0	0	0	0	0	4	25.0	PAVEL BUCHNEVICH	3	2	3	5	1	2	1	0	0	0	7	28.6
GARNET HATHAWAY	2	2	0	2	2	5	0	0	0	1	3	66.7	TONY DEANGELO	3	1	2	3	-3	0	0	0	0	0	9	11.1
T.J. OSHIE	3	2	0	2	2	0	2	0	0	0	7	28.6	KAAPPO KAKKO	3	0	3	3	-5	0	0	0	0	0	3	0.0
MICHAL KEMPNY	3	1	1	2	2	2	0	0	0	0	3	33.3	CHRIS KREIDER	2	0	2	2	0	2	0	0	0	0	3	0.0
CARL HAGELIN	2	1	1	2	2	0	0	0	0	0	5	20.0	ADAM FOX	3	0	2	2	2	0	0	0	0	0	5	0.0
RICHARD PANIK	2	0	2	2	2	0	0	0	0	0	2	0.0	BRENDAN LEMIEUX	3	0	2	2	1	14	0	0	0	0	4	0.0
NICKLAS BACKSTROM	2	0	2	2	3	2	0	0	0	0	4	0.0	BRETT HOWDEN	3	1	0	1	-1	2	0	0	0	0	5	20.0
BRENDEN DILLON	2	1	0	1	0	0	0	0	0	0	1	100.0	JACOB TROUBA	3	0	1	1	-1	0	0	0	0	0	12	0.0
NIC DOWD	2	1	0	1	2	4	0	0	1	0	1	100.0	RYAN STROME	3	0	1	1	1	0	0	0	0	0	3	0.0
EVGENY KUZNETSOV	3	1	0	1	-6	0	1	0	0	0	10	10.0	MARC STAAL	2	0	1	1	-2	0	0	0	0	0	3	0.0
NICK JENSEN	3	0	1	1	-1	0	0	0	0	0	3	0.0	FILIP CHYTL	2	0	1	1	-1	0	0	0	0	0	7	0.0
DMITRY ORLOV	3	0	1	1	-1	2	0	0	0	0	7	0.0	JULIEN GAUTHIER	1	0	0	0	0	0	0	0	0	0	0	0.0
LARS ELLER	3	0	1	1	3	6	0	0	0	0	6	0.0	GREG MCKEGG	2	0	0	0	0	2	0	0	0	0	3	0.0
JAKUB VRANA	3	0	0	0	-1	0	0	0	0	0	6	0.0	JESPER FAST	3	0	0	0	0	0	0	0	0	0	3	0.0
CHANDLER STEPHENSON	3	0	0	0	0	0	0	0	0	0	3	0.0	LIBOR HAJEK	2	0	0	0	1	2	0	0	0	0	1	0.0
MICHAEL SGARBOSSA	1	0	0	0	0	0	0	0	0	0	0	0.0	TIM GETTINGER	1	0	0	0	0	0	0	0	0	0	3	0.0
BRENDAN LEIPSIC	2	0	0	0	0	0	0	0	0	0	0	0.0	LIAS ANDERSSON	1	0	0	0	0	0	0	0	0	0	1	0.0
RADKO GUDAS	2	0	0	0	-1	7	0	0	0	0	1	0.0	PHILLIP DI GIUSEPPE	1	0	0	0	0	0	0	0	0	0	2	0.0
JONAS SIEGENTHALER	3	0	0	0	2	2	0	0	0	0	3	0.0	MICHEAL HALEY	1	0	0	0	0	0	0	0	0	0	0	0.0
TOM WILSON	3	0	0	0	-6	7	0	0	0	0	6	0.0	BRENDAN SMITH	3	0	0	0	0	9	0	0	0	0	0	0.0
BECK MALENSTYN	1	0	0	0	0	0	0	0	0	0	3	0.0	RYAN LINDGREN	2	0	0	0	1	0	0	0	0	0	4	0.0
TRAVIS BOYD	1	0	0	0	0	0	0	0	0	0	3	0.0	BRADY SKJEI	2	0	0	0	0	0	0	0	0	0	3	0.0
													VLADISLAV NAMESTNIKOV	2	0	0	0	-1	0	0	0	0	0	5	0.0

GOALTENDER	GP	MIN	GA	GAA	SO	W	L	OT	SA	SV%	GOALTENDER	GP	MIN	GA	GAA	SO	W	L	OT	SA	SV%
BRADEN HOLTBY	2	118	6	3.06	0	1	1	0	59	.898	ALEXANDAR GEORGIEV	1	60	5	4.96	0	1	0	0	34	.853
ILYA SAMSONOV	1	59	6	6.12	0	0	0	1	39	.846	HENRIK LUNDQVIST	2	118	5	2.54	0	1	1	0	64	.922

POWER PLAY: 3 - 9 (33%)

PENALTY KILLING: 8 - 13 (61.5%)

POWER PLAY: 5 - 13 (38%)

PENALTY KILLING: 6 - 9 (66.7%)

Philadelphia Flyers

CLUB INFORMATION

Founded.....1967-68
Home Arena.....Wells Fargo Center (19,543)
Stanley Cups.....2 (most recent: 1975)
President of Hockey Operations & General Manager.....Chuck Fletcher
Head Coach.....Alain Vigneault
Assistant Coaches.....Mike Yeo, Michel Therrien, Ian Laperrriere
Senior Director of Communications.....Zack Hill & Sarah Schwab
2019-20 Record.....41-21-7 (89 points)
2019-20 Finish.....2nd, Metropolitan Division
2018-19 Playoffs.....DNQ

Wells Fargo Center
 3601 South Broad Street
 Philadelphia, PA 19148
 215.465.4500
 Fax: 215.218.7837
 @NHLFlyers



2019-20 MEETINGS

Nov. 13 at Philadelphia: W, 2-1 SO
 Jan. 8 at Philadelphia: L, 2-3
 Feb. 8 at Washington: L, 2-7
 Mar. 4 at Washington: L, 2-5

ALL-TIME SERIES HISTORY

	TOTALS								HOME								AWAY							
YEAR	GP	W	L	T	OT	PTS	GF	GA	GP	W	L	T	OT	PTS	GF	GA	GP	W	L	T	OT	PTS	GF	GA
74-75	4	0	4	0	-	0	5	21	2	0	2	0	-	0	3	11	2	0	2	0	-	0	2	10
75-76	4	0	3	1	-	1	16	28	2	0	1	1	-	1	10	12	2	0	2	0	-	0	6	16
76-77	4	0	2	2	-	2	13	23	2	0	0	2	-	2	9	9	2	0	2	0	-	0	4	14
77-78	4	0	4	0	-	0	4	17	2	0	2	0	-	0	2	9	2	0	2	0	-	0	2	8
78-79	4	0	3	1	-	1	12	21	2	0	1	1	-	1	6	9	2	0	2	0	-	0	6	12
79-80	4	0	2	2	-	2	13	18	2	0	0	2	-	2	7	7	2	0	2	0	-	0	6	11
80-81	4	2	2	0	-	4	14	15	2	0	2	0	-	0	3	13	2	2	0	0	-	4	11	2
81-82	8	4	3	1	-	9	34	33	4	2	1	1	-	5	24	16	4	2	2	0	-	4	10	17
82-83	7	4	3	0	-	8	23	22	4	2	2	0	-	4	13	13	3	2	1	0	-	4	10	9
83-84	7	4	3	0	-	8	30	24	3	2	1	0	-	4	14	9	4	2	2	0	-	4	16	15
84-85	7	1	5	1	-	3	26	31	4	1	3	0	-	2	14	13	3	0	2	1	-	1	12	18
85-86	7	2	5	0	-	4	17	25	3	2	1	0	-	4	13	11	4	0	4	0	-	0	4	14
86-87	7	1	5	1	-	3	13	28	4	1	3	0	-	2	7	16	3	0	2	1	-	1	6	12
87-88	7	4	2	1	-	9	19	15	3	2	1	0	-	4	8	6	4	2	1	1	-	5	11	9
88-89	7	4	3	0	-	8	21	19	4	3	1	0	-	6	15	10	3	1	2	0	-	2	6	9
89-90	7	5	1	1	-	11	26	17	3	2	1	0	-	4	14	8	4	3	0	1	-	7	12	9
90-91	7	5	1	1	-	11	28	14	4	3	0	1	-	7	18	6	3	2	1	0	-	4	10	8
91-92	7	3	4	0	-	6	30	27	3	2	1	0	-	4	18	14	4	1	3	0	-	2	12	13
92-93	7	1	5	1	-	3	21	32	3	0	2	1	-	1	7	12	4	1	3	0	-	2	14	20
93-94	6	4	1	1	-	9	20	13	2	0	1	1	-	1	3	6	4	4	0	0	-	8	17	7
94-95	4	0	3	1	-	1	8	14	2	0	1	1	-	1	3	5	2	0	2	0	-	0	5	9
95-96	5	2	2	1	-	5	12	11	3	2	0	1	-	5	8	4	2	0	2	0	-	0	4	7
96-97	6	2	3	1	-	5	16	19	3	1	2	0	-	2	8	9	3	1	1	1	-	3	8	10
97-98	5	2	2	1	-	5	14	12	2	1	0	1	-	3	6	3	3	1	2	0	-	2	8	9
98-99	4	0	4	0	-	0	3	11	2	0	2	0	-	0	1	5	2	0	2	0	-	0	2	6
99-00	4	2	2	0	0	4	10	11	2	2	0	0	0	4	7	4	2	0	2	0	0	0	3	7
00-01	4	2	1	1	0	5	14	11	2	2	0	0	0	4	10	5	2	0	1	1	0	1	4	6
01-02	4	0	4	0	0	0	4	18	2	0	2	0	0	0	1	7	2	0	2	0	0	0	3	11
02-03	4	2	2	0	0	4	8	7	2	2	0	0	0	4	6	2	2	0	2	0	0	0	2	5
03-04	4	1	3	0	0	2	6	14	2	1	1	0	0	2	3	5	2	0	2	0	0	0	3	9
05-06	4	1	3	-	0	2	9	19	2	1	1	-	0	2	4	6	2	0	2	-	0	0	5	13
06-07	4	4	0	-	0	8	20	9	2	2	0	-	0	4	10	3	2	2	0	-	0	4	10	6
07-08	4	2	2	-	0	4	14	15	2	0	2	-	0	0	6	9	2	2	0	-	0	4	8	6
08-09	4	2	2	-	0	4	6	13	2	1	1	-	0	2	3	5	2	1	1	-	0	2	3	8
09-10	4	3	0	-	1	7	22	13	2	2	0	-	0	4	9	5	2	1	0	-	1	3	13	8
10-11	4	2	0	-	2	6	13	13	2	1	0	-	1	3	7	6	2	1	0	-	1	3	6	7
11-12	4	1	2	-	1	3	7	9	2	0	2	-	0	0	1	6	2	1	0	-	1	3	6	3
12-13	3	1	1	-	1	3	8	11	1	1	0	-	0	2	3	2	2	0	1	-	1	1	5	9
13-14	5	2	2	-	1	5	21	20	2	1	0	-	1	3	8	9	3	1	2	-	0	2	13	11
14-15	4	1	2	-	1	3	6	9	2	1	1	-	0	2	2	3	2	0	1	-	1	1	4	6
15-16	4	2	0	-	2	6	12	9	2	1	0	-	1	3	6	6	2	1	0	-	1	3	6	3
16-17	4	3	0	-	1	7	13	5	2	2	0	-	0	4	7	1	2	1	0	-	1	3	6	4
17-18	4	1	2	-	1	3	11	19	2	1	0	-	1	3	6	5	2	0	2	-	0	0	5	14
18-19	4	4	0	-	0	8	18	9	2	2	0	-	0	4	8	4	2	0	0	-	0	4	10	5
19-20	4	1	3	-	0	2	7	16	2	0	2	-	0	0	4	12	2	1	1	-	0	2	3	4
Totals	223	87	106	19	11	204	667	759	109	49	43	13	4	115	345	341	114	38	63	6	7	89	322	418

SERIES INFORMATION

All-Time Series (W-L-T-OT)
 Current Streak
 Last Washington Win
 Last Philadelphia Win
 Last Tie
 Last Overtime Game
 Overtime Record
 Last 10 Games (W-L-OT)
 Longest Unbeaten Streak
 Longest Winning Streak
 Longest Winless Streak
 Longest Losing Streak
 Washington Shutouts (Last)
 Philadelphia Shutouts (Last)
 Last Washington Hat Trick
 Last Philadelphia Hat Trick
 Most Washington Goals
 Most Philadelphia Goals

Overall

WSH trails, 87-106-19-11
 3 PHI wins (1/8/20-3/4/20)
 11/13/19 (2-1 SO)
 3/4/20 (2-5)
 10/29/00 (1-1)
 11/13/19 (W, 2-1 SO)
 9-8-20
 6-4-0
 8 (12/5/89-1/4/91)
 5 (two times)
 25 (11/9/74-12/20/80)
 6 (three times)
 11 (1/15/17)
 11 (3/4/12)
 J. Ward (11/1/13)
 M. Richards (10/6/09)
 10 (11/21/81)
 11 (4/1/76)

at Washington

WSH leads, 49-43-13-4
 2 PHI wins (2/8/20-3/4/20)
 3/6/19 (5-3)
 3/4/20 (2-5)
 10/31/97 (2-2)
 1/21/18 (L, 1-2)
 6-3-10
 6-2-2
 7 (1/28/90-2/22/92)
 4 (two times)
 15 (12/26/74-10/14/81)
 3 (four times)
 7 (1/15/17)
 6 (3/4/12)
 P. Bondra (10/12/99)
 M. Recchi (10/20/01)
 10 (11/21/81)
 8 (1/4/81)

at Philadelphia

WSH trails, 38-63-6-7
 1 PHI win (1/8/20)
 11/13/19 (2-1 SO)
 1/8/20 (2-3)
 10/29/00 (1-1)
 11/13/19 (W, 2-1 SO)
 3-5-10
 5-3-2
 5 (12/5/89-10/23/90)
 4 (11/4/06-2/6/08)
 16 (3/5/98-2/10/06)
 12 (11/9/74-4/3/80)
 4 (11/1/13)
 5 (11/15/01)
 J. Ward (11/1/13)
 M. Richards (10/6/09)
 8 (12/5/09)
 11 (4/1/76)

Philadelphia Flyers

2019-20 WASHINGTON CAPITALS VS. PHILADELPHIA FLYERS

CAPITALS LOST SEASON SERIES, 1-3-0 • PHILADELPHIA 3-0-1

WASHINGTON	FLYERS	CAPITALS	ATTEND	GOALTENDERS	W. GOAL
FEB 8, 2020	7	2	18,573	BRIAN ELLIOTT / BRADEN HOLTBY	SEAN COUTURIER
MAR 4, 2020	5	2	18,573	BRIAN ELLIOTT / BRADEN HOLTBY	TYLER PITLICK
PHILADELPHIA	FLYERS	CAPITALS	ATTEND	GOALTENDERS	W. GOAL
NOV 13, 2019	1	2	18,159	BRADEN HOLTBY / CARTER HART	EVGENY KUZNETSOV
JAN 8, 2020	3	2	18,595	CARTER HART / BRADEN HOLTBY	KEVIN HAYES

CAPITALS	GP	G	A	P	+/-	PIM	PP	SH	GW	EN	S	%	FLYERS	GP	G	A	P	+/-	PIM	PP	SH	GW	EN	S	%
ILYA KOVALCHUK	2	2	0	2	2	0	1	0	1	0	5	40.0	JCLAUDE GIROUX	4	2	3	5	3	0	2	0	0	0	8	25.0
JAKUB VRANA	4	1	1	2	-2	4	0	0	0	0	6	16.7	TRAVIS KONECNY	4	3	1	4	0	0	1	0	0	0	10	30.0
NICKLAS BACKSTROM	4	1	1	2	-5	0	0	0	0	0	8	12.5	SEAN COUTURIER	4	2	2	4	3	6	1	0	1	0	15	13.3
T.J. OSHIE	4	1	1	2	-1	0	1	0	0	0	7	14.3	JAKUB VORACEK	4	0	4	4	1	2	0	0	0	0	4	0.0
EVGENY KUZNETSOV	4	1	1	2	-2	2	0	0	0	0	8	12.5	KEVIN HAYES	4	2	1	3	1	4	0	1	1	0	15	13.3
NIC DOWD	4	0	2	2	1	4	0	0	0	0	3	0.0	IVAN PROVOROV	4	1	2	3	4	0	0	0	0	0	11	9.1
TOM WILSON	4	0	2	2	-5	14	0	0	0	0	7	0.0	MICHAEL RAFFL	4	1	2	3	2	2	0	0	0	0	4	25.0
LARS ELLER	4	1	0	1	-1	2	0	0	0	0	10	10.0	NICOLAS AUBE-KUBEL	3	1	2	3	2	5	0	0	0	0	6	16.7
GARNET HATHAWAY	4	1	0	1	0	4	0	0	0	0	5	20.0	TYLER PITLICK	4	1	1	2	2	0	0	0	1	0	3	33.3
BRENDAN LEIPSIC	3	1	0	1	0	5	0	0	0	0	3	33.3	DEREK GRANT	3	0	2	2	-3	7	0	0	0	0	3	0.0
BRENDEN DILLON	2	0	1	1	2	2	0	0	0	0	0	0.0	ROBERT HAGG	3	1	0	1	2	5	0	0	0	0	1	100.0
MICHAL KEMPNY	3	0	1	1	-1	0	0	0	0	0	4	0.0	SCOTT LAUGHTON	3	1	0	1	1	4	0	0	0	0	6	16.7
RICHARD PANIK	4	0	1	1	0	16	0	0	0	0	9	0.0	JAMES VAN RIEMSDYK	4	1	0	1	1	2	0	0	0	0	2	50.0
MARTIN FEHERVARY	1	0	1	1	-1	0	0	0	0	0	1	0.0	PHILIPPE MYERS	4	0	1	1	1	4	0	0	0	0	8	0.0
CARL HAGELIN	3	0	1	1	1	0	0	0	0	0	7	0.0	MATT NISKANEN	4	0	1	1	4	2	0	0	0	0	7	0.0
JOHN CARLSON	4	0	1	1	-5	0	0	0	0	0	10	0.0	NATE THOMPSON	4	0	1	1	0	5	0	0	0	0	5	0.0
NICK JENSEN	3	0	0	0	1	0	0	0	0	0	3	0.0	JUSTIN BRAUN	3	0	1	1	1	2	0	0	0	0	2	0.0
ALEX OVECHKIN	4	0	0	0	-4	0	0	0	0	0	10	0.0	TRAVIS SANHEIM	4	0	0	0	0	4	0	0	0	0	3	0.0
DMITRY ORLOV	4	0	0	0	-1	2	0	0	0	0	6	0.0	ANDY ANDREOFF	1	0	0	0	0	0	0	0	0	0	2	0.0
CHANDLER STEPHENSON	2	0	0	0	0	0	0	0	0	0	3	0.0	OSKAR LINDBLOM	1	0	0	0	0	0	0	0	0	0	3	0.0
RADKO GUDAS	4	0	0	0	-2	0	0	0	0	0	6	0.0	MIKHAIL VOROBYEV	1	0	0	0	0	2	0	0	0	0	1	0.0
JONAS SIEGENTHALER	4	0	0	0	-2	2	0	0	0	0	3	0.0	MORGAN FROST	1	0	0	0	0	0	0	0	0	0	0	0.0
													JOEL FARABEE	2	0	0	0	0	0	0	0	0	0	0	0.0
													SHAYNE GOSTISBEHERE	1	0	0	0	0	0	0	0	0	0	1	0.0
													MARK FRIEDMAN	1	0	0	0	0	0	0	0	0	0	0	0.0
													CARSEN TWARYNSKI	1	0	0	0	-1	0	0	0	0	0	0	0.0
													CONNOR BUNNAMAN	1	0	0	0	2	0	0	0	0	0	0	0.0

GOALTENDER	GP	MIN	GA	GAA	SO	W	L	OT	SA	SV%	GOALTENDER	GP	MIN	GA	GAA	SO	W	L	OT	SA	SV%
BRADEN HOLTBY	4	232	16	4.15	0	1	3	0	112	.857	BRIAN ELLIOTT	2	120	4	2.00	0	2	0	0	54	.926
ILYA SAMSONOV	1	12	0	.00	0	0	0	0	1	1.000	CARTER HART	2	124	3	1.45	0	1	0	1	64	.953

POWER PLAY: 1 - 17 (6%)

PENALTY KILLING: 12- 16 (75%)

POWER PLAY: 4 - 16 (25%)

PENALTY KILLING: 16 - 17 (94.1%)

Pittsburgh Penguins

CLUB INFORMATION

Founded.....1967-68
Home Arena.....PPG Paints Arena (18,387)
Stanley Cups.....5 (most recent, 2017)
Executive Vice President & General Manager.....Jim Rutherford
Head Coach.....Mike Sullivan
Assistant Coaches.....Mark Recchi, Jacques Martin, Sergei Gonchar
Vice President of Media Relations.....Jennifer Bullano Ridgley
 2019-20 Record.....40-23-6 (86 points)
 2019-19 Finish.....3rd, Metropolitan Division
 2018-19 Playoffs.....E. Conference First Round (def. by NYI 4-0)

CONSOL Energy Center
 1001 Fifth Avenue
 Pittsburgh, PA 15219
 412.642.1300
 Fax: 412.255.1980
 @penguins

2019-20 MEETINGS

Feb. 2 at Washington: L, 3-4
 Feb. 23 at Washington: W, 5-3
 Mar. 7 at Pittsburgh: W, 5-2



ALL-TIME SERIES HISTORY

YEAR	TOTALS								HOME								AWAY							
	GP	W	L	T	OT	PTS	GF	GA	GP	W	L	T	OT	PTS	GF	GA	GP	W	L	T	OT	PTS	GF	GA
74-75	6	1	5	0	-	2	13	36	3	1	2	0	-	2	10	13	3	0	3	0	-	0	3	23
75-76	6	1	4	1	-	3	23	36	3	0	2	1	-	1	11	17	3	1	2	0	-	2	12	19
76-77	6	4	1	1	-	9	22	16	3	2	0	1	-	5	12	8	3	2	1	0	-	4	10	8
77-78	6	4	1	1	-	9	20	15	3	2	1	0	-	4	7	7	3	2	0	1	-	5	13	8
78-79	8	3	4	1	-	7	28	32	4	2	2	0	-	4	17	18	4	1	2	1	-	3	11	14
79-80	4	1	3	0	-	2	10	16	2	1	1	0	-	2	9	7	2	0	2	0	-	0	1	9
80-81	4	1	2	1	-	3	14	18	2	0	2	0	-	0	7	13	2	1	0	1	-	3	7	5
81-82	8	2	5	1	-	5	33	40	4	1	3	0	-	2	17	19	4	1	2	1	-	3	16	21
82-83	7	5	1	1	-	11	36	23	4	3	0	1	-	7	22	13	3	2	1	0	-	4	14	10
83-84	7	6	1	0	-	12	28	12	3	2	1	0	-	4	15	5	4	4	0	0	-	8	13	7
84-85	7	6	0	1	-	13	44	20	4	4	0	0	-	8	29	9	3	2	0	1	-	5	15	11
85-86	7	6	1	0	-	12	27	22	3	3	0	0	-	6	14	9	4	3	1	0	-	6	13	13
86-87	7	3	4	0	-	6	26	30	4	3	1	0	-	6	15	13	3	0	3	0	-	0	11	17
87-88	7	1	5	1	-	3	23	32	3	1	2	0	-	2	13	14	4	0	3	1	-	1	10	18
88-89	7	3	4	0	-	6	35	31	4	2	2	0	-	4	19	13	3	1	2	0	-	2	16	18
89-90	7	2	5	0	-	4	28	34	3	1	2	0	-	2	14	16	4	1	3	0	-	2	14	18
90-91	7	2	4	1	-	5	26	29	4	1	2	1	-	3	19	22	3	1	2	0	-	2	7	7
91-92	7	5	2	0	-	10	35	21	4	3	1	0	-	6	19	15	3	2	1	0	-	4	16	6
92-93	7	1	5	1	-	3	22	32	4	1	2	1	-	3	11	14	3	0	3	0	-	0	11	18
93-94	4	2	1	1	-	5	18	14	2	1	0	1	-	3	11	7	2	1	1	0	-	2	7	7
94-95	4	2	2	0	-	4	11	10	2	1	1	0	-	2	8	6	2	1	1	0	-	2	3	4
95-96	4	1	3	0	-	2	8	12	2	1	1	0	-	2	6	5	2	0	2	0	-	0	2	7
96-97	4	1	3	0	-	2	11	14	2	1	1	0	-	2	7	7	2	0	2	0	-	0	4	7
97-98	4	1	1	2	-	4	9	9	2	0	1	1	-	1	3	6	2	1	0	1	-	3	6	3
98-99	4	2	2	0	-	4	12	17	2	2	0	0	-	4	9	7	2	0	2	0	-	0	3	10
99-00	4	1	2	0	1	3	8	12	2	1	0	0	1	3	6	6	2	0	2	0	0	0	2	6
00-01	4	2	2	0	0	4	13	14	2	1	1	0	0	2	7	8	2	1	1	0	0	2	6	6
01-02	4	0	2	2	0	2	11	16	2	0	0	2	0	2	6	6	2	0	2	0	0	0	5	10
02-03	4	3	1	0	0	6	13	8	2	2	0	0	0	4	7	4	2	1	1	0	0	2	6	4
03-04	4	2	2	0	0	4	12	13	2	2	0	0	0	4	8	5	2	0	2	0	0	0	4	8
05-06	4	1	3	-	0	2	14	22	2	1	1	-	0	2	9	9	2	0	2	-	0	0	5	13
06-07	4	0	3	-	1	1	9	13	2	0	1	-	1	1	7	9	2	0	2	-	0	0	2	4
07-08	4	1	2	-	1	3	11	15	2	0	2	-	0	0	3	6	2	1	0	-	1	3	8	9
08-09	4	3	0	-	1	7	18	11	2	1	0	-	1	3	8	5	2	2	0	-	0	4	10	6
09-10	4	4	0	-	0	8	20	13	2	2	0	-	0	4	8	7	2	2	0	-	0	4	12	6
10-11	4	3	0	-	1	7	9	3	2	1	0	-	1	3	5	2	2	2	0	-	0	4	4	1
11-12	4	2	1	-	1	5	8	8	2	1	1	-	0	2	2	2	2	1	0	-	1	3	6	6
12-13	3	0	3	-	0	0	6	13	1	0	1	-	0	0	3	6	2	0	2	-	0	0	3	7
13-14	4	0	4	-	0	0	5	13	2	0	2	-	0	0	2	7	2	0	2	-	0	0	3	6
14-15	4	3	1	-	0	6	13	5	2	1	1	-	0	2	7	4	2	2	0	-	0	4	6	1
15-16	5	2	2	-	1	5	13	16	3	1	1	-	1	3	7	9	2	1	1	-	0	2	6	7
16-17	4	2	0	-	2	6	21	14	2	2	0	-	0	4	12	3	2	0	0	-	2	2	9	11
17-18	4	2	2	-	0	4	13	12	2	1	1	-	0	2	6	4	2	1	1	-	0	2	7	8
18-19	4	1	2	-	1	3	12	15	2	1	1	-	0	2	3	3	2	0	1	-	1	1	9	12
19-20	3	2	1	-	0	4	13	9	2	1	1	-	0	2	8	7	1	1	0	-	0	2	5	2
Totals	228	100	102	16	10	226	804	815	116	58	44	9	5	130	448	394	112	42	58	7	5	96	356	421

SERIES INFORMATION

All-Time Series (W-L-T-OT)

Current Streak
 Last Washington Win
 Last Pittsburgh Win
 Last Tie
 Last Overtime Game
 Overtime Record
 Last 10 Games (W-L-OT)
 Longest Unbeaten Streak
 Longest Winning Streak
 Longest Winless Streak
 Longest Losing Streak
 Washington Shutouts (Last)
 Pittsburgh Shutouts (Last)
 Last Washington Hat Trick
 Last Pittsburgh Hat Trick
 Most Washington Goals
 Most Pittsburgh Goals

Overall

WSH trails, 100-102-16-10
 2 WSH wins (2/23/20-3/7/20)
 3/7/20 (5-2)
 2/2/20 (3-4)
 12/22/01 (4-4)
 10/4/18 (L, 6-7 OT)
 7-15-9
 5-4-1
 15 (10/25/83-11/20/85)
 9 (12/2/84-11/20/85)
 8 (two times)
 8 (1/22/12-3/11/14)
 9 (1/28/15)
 9 (3/11/14)
 A. Ovechkin (2/7/10)
 E. Malkin (1/16/17)
 9 (two times)
 12 (3/15/75)

at Washington

WSH leads, 58-44-9-5
 1 WSH win (2/23/20)
 2/23/20 (5-3)
 2/2/20 (3-4)
 12/22/01 (4-4)
 4/7/16 (L, 3-4 OT)
 4-7-6
 6-3-1
 9 (3/1/84-4/1/86)
 9 (3/1/84-4/1/86)
 4 (three times)
 4 (1/22/12-3/19/13)
 5 (1/28/15)
 3 (11/20/13)
 A. Ovechkin (2/7/10)
 M. Straka (1/8/01)
 9 (two times)
 7 (eight times)

at Pittsburgh

WSH trails, 42-58-7-5
 1 WSH win (3/7/20)
 3/7/20 (5-2)
 3/12/19 (3-5)
 2/4/98 (2-2)
 10/4/18 (L, 6-7 OT)
 3-8-3
 4-3-3
 11 (12/18/82-11/20/85)
 6 (12/18/82-3/5/84)
 9 (10/9/86-11/30/88)
 7 (3/16/04-12/27/07)
 4 (12/27/14)
 6 (3/11/14)
 R. Burridge (3/15/94)
 E. Malkin (1/16/17)
 8 (10/29/91)
 12 (3/15/75)

Pittsburgh Penguins

2019-20 WASHINGTON CAPITALS VS. PITTSBURGH PENGUINS

CAPITALS WON SEASON SERIES, 2-1-0 • PITTSBURGH 1-2-0

WASHINGTON	PENGUINS	CAPITALS	ATTEND	GOALTENDERS	W. GOAL
FEB 2, 2020	4	3	18,573	MATT MURRAY / ILYA SAMSONOV	BRANDON TANEV
FEB 23, 2020	3	5	18,573	BRADEN HOLTBY / MATT MURRAY	T.J. OSHIE
PITTSBURGH	PENGUINS	CAPITALS	ATTEND	GOALTENDERS	W. GOAL
MAR 7, 2020	2	5	18,656	BRADEN HOLTBY / MATT MURRAY	RICHARD PANIK

CAPITALS	GP	G	A	P	+/-	PIM	PP	SH	GW	EN	S	%	PENGUINS	GP	G	A	P	+/-	PIM	PP	SH	GW	EN	S	%
CARL HAGELIN	3	2	2	4	4	4	0	0	0	1	6	33.3	EVGENI MALKIN	3	2	2	4	-2	6	1	0	0	0	9	22.2
T.J. OSHIE	3	2	2	4	4	0	0	0	1	0	6	33.3	SIDNEY CROSBY	3	2	2	4	-4	2	0	0	0	0	9	22.2
NICKLAS BACKSTROM	3	1	3	4	2	0	0	0	0	0	3	33.3	PATRIC HORNQVIST	3	2	0	2	1	0	0	0	0	0	16	12.5
LARS ELLER	3	2	1	3	2	2	0	0	0	0	6	33.3	JASON ZUCKER	2	0	2	2	-2	0	0	0	0	0	7	0.0
NIC DOWD	3	2	1	3	2	0	0	1	0	0	5	40.0	BRANDON TANEV	3	1	0	1	-1	0	0	0	1	0	4	25.0
JAKUB VRANA	3	1	2	3	1	0	0	0	0	0	8	12.5	DOMINIK SIMON	2	1	0	1	-3	2	0	0	0	0	2	50.0
RICHARD PANIK	3	1	2	3	4	0	0	0	1	0	3	33.3	SAM LAFFERTY	3	1	0	1	0	2	0	0	0	0	4	25.0
NICK JENSEN	3	0	2	2	2	0	0	0	0	0	2	0.0	JOHN MARINO	2	0	1	1	2	2	0	0	0	0	0	0.0
TOM WILSON	3	1	0	1	-3	6	0	0	0	0	5	20.0	EVAN RODRIGUES	1	0	1	1	0	0	0	0	0	0	1	0.0
EVGENY KUZNETSOV	3	1	0	1	-1	2	0	0	0	0	5	20.0	BRYAN RUST	3	0	1	1	-1	0	0	0	0	0	5	0.0
CHANDLER STEPHENSON	1	0	1	1	0	0	0	0	0	0	2	0.0	JARED MCCANN	3	0	1	1	-3	0	0	0	0	0	9	0.0
GARNET HATHAWAY	3	0	1	1	1	4	0	0	0	0	5	0.0	ALEX GALCHENYUK	2	0	1	1	0	0	0	0	0	0	5	0.0
RADKO GUDAS	2	0	1	1	-2	0	0	0	0	0	3	0.0	MARCUS PETTERSSON	3	0	1	1	2	2	0	0	0	0	6	0.0
JOHN CARLSON	3	0	1	1	2	2	0	0	0	0	6	0.0	CONOR SHEARY	2	0	1	1	0	0	0	0	0	0	3	0.0
BRENDEN DILLON	3	0	0	0	3	8	0	0	0	0	3	0.0	ZACH ASTON-REESE	1	0	1	1	1	0	0	0	0	0	0	0.0
MICHAL KEMPNY	3	0	0	0	4	0	0	0	0	0	5	0.0	TEDDY BLUEGER	3	0	1	1	-1	0	0	0	0	0	3	0.0
ALEX OVECHKIN	3	0	0	0	-2	4	0	0	0	0	5	0.0	KRIS LETANG	3	0	1	1	-4	6	0	0	0	0	5	0.0
DMITRY ORLOV	3	0	0	0	1	4	0	0	0	0	3	0.0	CHAD RUHWEDEL	2	0	0	0	0	0	0	0	0	0	4	0.0
ILYA KOVALCHUK	2	0	0	0	-2	2	0	0	0	0	9	0.0	JACK JOHNSON	3	0	0	0	-1	2	0	0	0	0	1	0.0
BRENDAN LEIPSIC	2	0	0	0	-1	0	0	0	0	0	0	0.0	JUSTIN SCHULTZ	3	0	0	0	-4	0	0	0	0	0	4	0.0
CHRISTIAN DJOOS	1	0	0	0	0	0	0	0	0	0	1	0.0	ZACH TROTMAN	1	0	0	0	-1	0	0	0	0	0	2	0.0
JONAS SIEGENTHALER	2	0	0	0	2	4	0	0	0	0	4	0.0	ERIK GUDBRANSON	2	0	0	0	0	29	0	0	0	0	1	0.0

GOALTENDERS	GP	MIN	GA	GAA	SO	W	L	OT	SA	SV%	GOALTENDERS	GP	MIN	GA	GAA	SO	W	L	OT	SA	SV%
BRADEN HOLTBY	2	120	5	2.50	0	2	0	0	63	.921	MATT MURRAY	3	175	12	4.11	0	1	2	0	82	.854
ILYA SAMSONOV	1	58	4	4.11	0	0	1	0	33	.879											

POWER PLAY: 0 - 5 (0%)

PENALTY KILLING: 13 - 14 (92.9%)

POWER PLAY: 1 - 14 (7%)

PENALTY KILLING: 5 - 5 (100%)

St. Louis Blues

CLUB INFORMATION

Founded.....1967-68
Home Arena.....Enterprise Center (18,400)
Stanley Cups.....1 (2019)
President of Hockey Operations, General Manager/Alt. Gov......Doug Armstrong
Head Coach.....Craig Berube
Assistant Coaches.....Mike Van Ryn, Steve Ott, Marc Savard
Vice President, Media & Brand Communications.....Mike Caruso
 2019-20 Record.....42-19-10 (94 points)
 2019-20 Finish.....1st, Central Division
 2018-19 Playoffs.....Won Stanley Cup (def. BOS 4-3)

Enterprise Center
 1401 Clark Ave.
 St. Louis, MO 63103
 314.622.2500
 Fax: 314.622.2582
 @StLouisBlues



2019-20 MEETINGS

Oct. 2 at St. Louis: W, 3-2 OT

ALL-TIME SERIES HISTORY

TOTALS									HOME									AWAY												
YEAR	GP	W	L	T	OT	PTS	GF	GA	GP	W	L	T	OT	PTS	GF	GA	GP	W	L	T	OT	PTS	GF	GA						
74-75	4	0	4	0	-	0	6	25	2	0	2	0	-	0	3	10	2	0	2	0	-	0	3	15						
75-76	4	0	4	0	-	0	7	20	2	0	2	0	-	0	3	7	2	0	2	0	-	0	4	13						
76-77	4	3	1	0	-	6	14	10	2	2	0	0	-	4	8	4	2	1	1	0	-	2	6	6						
77-78	4	1	1	2	-	4	9	9	2	1	1	0	-	2	4	4	2	0	0	2	-	2	5	5						
78-79	4	2	2	0	-	4	14	16	2	1	1	0	-	2	8	8	2	1	1	0	-	2	6	8						
79-80	4	2	2	0	-	4	14	18	2	2	0	0	-	4	11	7	2	0	2	0	-	0	3	11						
80-81	4	0	2	2	-	2	12	16	2	0	1	1	-	1	5	6	2	0	1	1	-	1	7	10						
81-82	3	2	1	0	-	4	21	12	2	2	0	0	-	4	17	5	1	0	1	0	-	0	4	7						
82-83	3	1	1	1	-	3	12	12	1	0	1	0	-	0	3	4	2	1	0	1	-	3	9	8						
83-84	3	2	1	0	-	4	12	8	2	1	1	0	-	2	8	6	1	1	0	0	-	2	4	2						
84-85	3	2	0	1	-	5	14	10	1	1	0	0	-	2	7	5	2	1	0	1	-	3	7	5						
85-86	3	3	0	0	-	6	14	9	2	2	0	0	-	4	9	5	1	1	0	0	-	2	5	4						
86-87	3	2	0	1	-	5	14	10	1	1	0	0	-	2	5	3	2	1	0	1	-	3	9	7						
87-88	3	0	2	1	-	1	5	9	2	0	1	1	-	1	4	6	1	0	1	0	-	0	1	3						
88-89	3	2	0	1	-	5	13	10	1	1	0	0	-	2	4	3	2	1	0	1	-	3	9	7						
89-90	3	0	2	1	-	1	2	6	2	0	1	1	-	1	2	5	1	0	1	0	-	0	0	1						
90-91	3	0	2	1	-	1	7	12	1	0	1	0	-	0	1	2	2	0	1	1	-	1	6	10						
91-92	3	2	1	0	-	4	15	12	1	1	0	0	-	2	6	4	2	1	1	0	-	2	9	8						
92-93	2	2	0	0	-	4	15	8	1	1	0	0	-	2	5	2	1	1	0	0	-	2	10	6						
93-94	2	2	0	0	-	4	9	5	1	1	0	0	-	2	5	2	1	1	0	0	-	2	4	3						
94-95	Teams did not meet in 1994-95																													
95-96	2	2	0	0	-	4	7	2	1	1	0	0	-	2	4	1	1	1	0	0	-	2	3	1						
96-97	2	2	0	0	-	4	9	6	1	1	0	0	-	2	3	2	1	1	0	0	-	2	6	4						
97-98	2	1	1	0	-	2	6	7	1	1	0	0	-	2	4	2	1	0	1	0	-	0	2	5						
98-99	2	0	2	0	-	0	4	8	1	0	1	0	-	0	2	4	1	0	1	0	-	0	2	4						
99-00	2	0	1	1	0	1	2	3	1	0	0	1	0	1	1	1	1	0	1	0	0	0	1	2						
00-01	1	0	1	0	0	0	0	2	0	0	0	0	0	0	0	0	1	0	1	0	0	0	0	2						
01-02	2	0	2	0	0	0	2	8	1	0	1	0	0	0	1	4	1	0	1	0	0	0	1	4						
02-03	1	0	1	0	0	0	3	5	1	0	1	0	0	0	3	5	0	0	0	0	0	0	0	0						
03-04	1	0	1	0	0	0	1	4	0	0	0	0	0	0	0	0	1	0	1	0	0	0	1	4						
05-06	1	1	0	-	0	2	4	4	1	1	0	-	0	2	4	4	0	0	0	-	0	0	0	0						
06-07	Teams did not meet in 2006-07																													
07-08	1	0	1	-	0	0	3	4	0	0	0	-	0	0	0	0	1	0	1	-	0	0	3	4						
08-09	1	1	0	-	0	2	4	2	1	1	0	-	0	2	4	2	0	0	0	-	0	0	0	0						
09-10	1	0	0	-	1	1	3	3	0	0	0	-	0	0	0	0	1	0	0	-	1	1	3	3						
10-11	2	2	0	-	0	4	7	3	1	1	0	-	0	2	3	2	1	1	0	-	0	2	4	1						
11-12	1	0	1	-	0	0	1	2	1	0	1	-	0	0	1	2	0	0	0	-	0	0	0	0						
12-13	Teams did not meet in 2012-13																													
13-14	2	2	0	-	0	4	8	2	1	1	0	-	0	2	4	1	1	1	0	-	0	2	4	1						
14-15	2	0	2	-	0	0	4	8	1	0	1	-	0	0	3	4	1	0	1	-	0	0	1	4						
15-16	2	1	1	-	0	2	5	5	1	0	1	-	0	0	0	4	1	1	0	-	0	2	5	1						
16-17	2	2	0	-	0	4	11	6	1	1	0	-	0	2	4	3	1	1	0	-	0	2	7	3						
17-18	2	2	0	-	0	4	8	5	1	1	0	-	0	2	4	3	1	1	0	-	0	2	4	2						
18-19	2	0	2	-	0	0	3	9	1	0	1	-	0	0	1	4	1	0	1	-	0	0	2	5						
19-20	1	1	0	-	0	2	3	2	Teams did not meet in 2019-20														1	1	0	0	0	2	3	2
Totals	100	45	42	12	1	103	327	337	49	26	19	4	0	56	164	146	51	19	23	8	1	47	163	191						

5 INFORMATION

All-Time Series (W-L-T-OT)
 Current Streak
 Last Washington Win
 Last St. Louis Win
 Last Tie
 Last Overtime Game
 Overtime Record
 Last 10 Games (W-L-OT)
 Longest Unbeaten Streak
 Longest Winning Streak
 Longest Winless Streak
 Longest Losing Streak
 Washington Shutouts (Last)
 St. Louis Shutouts (Last)
 Last Washington Hat Trick
 Last St. Louis Hat Trick
 Most Washington Goals
 Most St. Louis Goals

Overall

WSH leads, 45-42-12-1
 1 WSH win (10/2/19)
 10/2/19 (3-2 OT)
 1/14/19 (1-4)
 1/1/00 (1-1)
 10/2/19 (W, 3-2 OT)
 3-0-9
 6-4-0
 11 (3/25/84 - 12/20/87)
 9 (3/17/92 - 3/25/97)
 9 (11/28/98-10/18/03)
 8 (12/7/74 - 2/13/76)
 None
 4 (3/26/16)
 A. Ovechkin (11/23/16)
 B. Hull (2/27/92)
 10 (2/11/93)
 9 (11/15/75)

at Washington

WSH leads, 26-19-4-0
 1 STL win (1/3/19)
 1/7/18 (4-3 OT)
 1/14/19 (1-4)
 1/1/00 (1-1)
 1/7/18 (W, 4-3 OT)
 2-0-4
 6-4-0
 6 (3/17/92 - 12/29/97)
 6 (3/17/92 - 12/29/97)
 4 (two times)
 4 (12/8/74-2/13/76)
 None
 2 (3/26/16)
 A. Ovechkin (11/23/16)
 none
 9 (2/25/82)
 7 (2/23/75)

at St. Louis

WSH trails, 19-23-8-1
 1 WSH win (10/2/19)
 10/2/19 (3-2 OT)
 1/3/19 (2-5)
 12/20/90 (3-3)
 10/2/19 (W, 3-2 OT)
 1-0-5
 6-3-1
 9 (10/30/82-3/14/87)
 4 (2/11/93-10/26/96)
 8 (10/25/97-2/13/10)
 8 (10/25/97-2/13/10)
 None
 2 (11/2/00)
 A. Ovechkin (4/9/16)
 B. Hull (2/27/92)
 10 (2/11/93)
 9 (11/15/75)

St. Louis Blues

2019-20 WASHINGTON CAPITALS VS. ST. LOUIS BLUES

CAPITALS WON SEASON SERIES, 1-0-0 • St. LOUIS 0-1-0

ST. LOUIS

OCT 2, 2019

BLUES

2

CAPITALS

3

ATTEND

18,096

GOALTENDERS

BRADEN HOLTBY / JORDAN BINNINGTON

W. GOAL

JAKUB VRANA

CAPITALS	GP	G	A	P	+/-	PIM	PP	SH	GW	EN	S	%
CHANDLER STEPHENSON	4	1	3	4	2	2	0	0	1	0	3	33.3
LARS ELLER	1	0	2	2	0	0	0	0	0	0	4	0.0
JOHN CARLSON	1	0	2	2	2	0	0	0	0	0	0	0.0
ALEX OVECHKIN	1	1	0	1	0	0	0	0	0	0	5	20.0
DMITRY ORLOV	1	1	0	1	-1	0	1	0	0	0	4	25.0
JAKUB VRANA	1	1	0	1	1	0	0	0	1	0	5	20.0
NICK JENSEN	1	0	1	1	-1	0	0	0	0	0	0	0.0
BRENDEN DILLON	2	0	1	1	2	0	0	0	0	0	1	0.0
T.J. OSHIE	1	0	1	1	1	0	0	0	0	0	3	0.0
RICHARD PANIK	1	0	0	0	0	0	0	0	0	0	0	0.0
ILYA KOVALCHUK	1	0	0	0	-1	0	0	0	0	0	3	0.0
NICKLAS BACKSTROM	1	0	0	0	0	0	0	0	0	0	5	0.0
GARNET HATHAWAY	1	0	0	0	0	0	0	0	0	0	0	0.0
NIC DOWD	1	0	0	0	0	0	0	0	0	0	0	0.0
BRENDAN LEIPSIC	1	0	0	0	0	0	0	0	0	0	0	0.0
CHRISTIAN DJOOS	1	0	0	0	0	0	0	0	0	0	1	0.0
RADKO GUDAS	1	0	0	0	0	0	0	0	0	0	2	0.0
JONAS SIEGENTHALER	1	0	0	0	0	2	0	0	0	0	1	0.0
MARTIN FEHERVARY	1	0	0	0	1	2	0	0	0	0	0	0.0
TOM WILSON	1	0	0	0	0	0	0	0	0	0	2	0.0
CARL HAGELIN	1	0	0	0	0	0	0	0	0	0	2	0.0

BLUES	GP	G	A	P	+/-	PIM	PP	SH	GW	EN	S	%
RYAN O'REILLY	1	0	2	2	0	0	0	0	0	0	3	0.0
SAMMY BLAIS	1	1	0	1	1	0	0	0	0	0	2	50.0
ROBBY FABBRI	2	1	0	1	-4	0	1	0	0	0	2	50.0
ALEX PIETRANGELO	1	1	0	1	0	0	1	0	0	0	2	50.0
MARCO SCANDELLA	1	0	1	1	0	0	0	0	0	0	1	0.0
DAVID PERRON	1	0	1	1	1	2	0	0	0	0	3	0.0
JUSTIN FAULK	1	0	1	1	-1	0	0	0	0	0	0	0.0
BRAYDEN SCHENN	1	0	0	0	0	0	0	0	0	0	2	0.0
JADEN SCHWARTZ	1	0	0	0	0	2	0	0	0	0	0	0.0
ROBERT THOMAS	1	0	0	0	-1	0	0	0	0	0	1	0.0
JAY BOUWMEESTER	1	0	0	0	0	0	0	0	0	0	0	0.0
ALEXANDER STEEN	1	0	0	0	0	0	0	0	0	0	0	0.0
TYLER BOZAK	1	0	0	0	0	2	0	0	0	0	1	0.0
VINCE DUNN	1	0	0	0	0	0	0	0	0	0	0	0.0
ROBERT BORTUZZO	1	0	0	0	0	0	0	0	0	0	1	0.0
IVAN BARBASHEV	1	0	0	0	0	0	0	0	0	0	0	0.0
COLTON PARAYKO	1	0	0	0	0	0	0	0	0	0	3	0.0
OSKAR SUNDQVIST	1	0	0	0	-1	0	0	0	0	0	0	0.0
VLADIMIR TARASENKO	1	0	0	0	-1	0	0	0	0	0	4	0.0

GOALTENDER	GP	MIN	GA	GAA	SO	W	L	OT	SA	SV%
BRADEN HOLTBY	1	63	2	1.91	0	1	0	0	22	.909

GOALTENDER	GP	MIN	GA	GAA	SO	W	L	OT	SA	SV%
JORDAN BINNINGTON	1	63	3	2.86	0	0	0	1	34	.912

POWER PLAY: 1 - 3 (33%)

PENALTY KILLING: 1 - 2 (50%)

POWER PLAY: 1 - 2 (50%)

PENALTY KILLING: 2 - 3 (66.7%)

Tampa Bay Lightning

CLUB INFORMATION

Founded 1992-93
Home Arena Amalie Arena (19,092)
Stanley Cups 1 (2004)
Vice President & General Manager, Alternate Governor Julien Brisebois
Head Coach Jon Cooper
Assistant Coaches Todd Richards, Jeff Halpern, Derek Lalonde
Executive Vice President of Communications Bill Wickett
 2019-20 Record 43-21-6 (92 points)
 2019-20 Finish 2nd, Atlantic Division
 2017-18 Playoffs E. Conference First Round (def. by CBJ 4-0)

Amalie Arena
 401 Channelside Drive
 Tampa, FL 33602
 813.301.6500
 Fax: 813.301.1480
 @TBLightning



2019-20 MEETINGS

Nov. 29 at Washington: W, 4-3 OT
 Dec. 14 at Tampa Bay: W, 5-2
 Dec. 21 at Washington: W, 3-1

ALL-TIME SERIES HISTORY

YEAR	TOTALS								HOME								AWAY							
	GP	W	L	T	OT	PTS	GF	GA	GP	W	L	T	OT	PTS	GF	GA	GP	W	L	T	OT	PTS	GF	GA
92-93	2	1	0	1	-	3	7	5	1	0	0	1	-	1	2	2	1	1	0	0	-	2	5	3
93-94	5	3	1	1	-	7	21	13	3	1	1	1	-	3	14	12	2	2	0	0	-	4	7	1
94-95	4	3	0	1	-	7	11	4	2	1	0	1	-	3	4	2	2	2	0	0	-	4	7	2
95-96	6	2	2	2	-	6	11	9	3	1	1	1	-	3	4	3	3	1	1	1	-	3	7	6
96-97	5	4	1	0	-	8	17	12	2	2	0	0	-	4	11	6	3	2	1	0	-	4	6	6
97-98	5	2	3	0	-	4	15	16	3	1	2	0	-	2	10	9	2	1	1	0	-	2	5	7
98-99	5	3	2	0	-	6	27	13	2	1	1	0	-	2	12	6	3	2	1	0	-	4	15	7
99-00	5	5	0	0	0	10	25	10	3	3	0	0	0	6	15	5	2	2	0	0	0	4	10	5
00-01	5	4	1	0	0	8	16	11	2	2	0	0	0	4	6	2	3	2	1	0	0	4	10	9
01-02	5	4	0	1	0	9	15	7	3	3	0	0	0	6	10	4	2	1	0	1	0	3	5	3
02-03	5	3	2	0	0	6	14	9	2	2	0	0	0	4	6	2	3	1	2	0	0	2	8	7
03-04	6	2	4	0	0	4	15	21	3	1	2	0	0	2	7	12	3	1	2	0	0	2	8	9
05-06	8	4	2	-	2	10	19	23	4	3	0	-	1	7	10	9	4	1	2	-	1	3	9	14
06-07	8	2	4	-	2	6	32	30	4	1	2	-	1	3	19	15	4	1	2	-	1	3	13	15
07-08	8	6	2	-	0	12	26	23	4	3	1	-	0	6	14	11	4	3	1	-	0	6	12	12
08-09	6	6	0	-	0	12	30	14	3	3	0	-	0	6	16	9	3	3	0	-	0	6	14	5
09-10	6	4	2	-	0	8	20	17	3	2	1	-	0	4	10	9	3	2	1	-	0	4	10	8
10-11	6	4	1	-	1	9	18	10	3	2	0	-	1	5	12	4	3	2	1	-	0	4	6	6
11-12	6	3	2	-	1	7	18	20	3	3	0	-	0	6	12	10	3	0	2	-	1	1	6	10
12-13	4	3	1	-	0	6	17	16	2	2	0	-	0	4	10	7	2	1	1	-	0	2	7	9
13-14	3	2	0	-	1	5	9	8	2	1	0	-	1	3	5	5	1	1	0	-	0	2	4	3
14-15	3	2	1	-	0	4	12	9	1	1	0	-	0	2	4	2	2	1	1	-	0	2	8	7
15-16	3	3	0	-	0	6	11	6	2	2	0	-	0	4	9	5	1	1	0	-	0	2	2	1
16-17	3	2	0	-	1	5	10	5	1	1	0	-	0	2	4	0	2	1	0	-	1	3	6	5
17-18	3	1	1	-	1	3	8	9	2	1	1	-	0	2	5	5	1	0	0	-	1	1	3	4
18-19	3	1	1	-	1	3	13	14	1	0	0	-	1	1	4	5	2	1	1	-	0	2	9	9
19-20	3	3	0	-	0	6	12	6	2	2	0	-	0	4	7	4	1	1	0	-	0	2	5	2
Totals	131	82	33	6	10	180	449	339	66	45	12	4	5	99	242	166	65	37	21	2	5	81	207	173

SERIES INFORMATION

All-Time Series (W-L-T-OT)

Current Streak
 Last Washington Win
 Last Tampa Bay Win
 Last Tie
 Last Overtime Game
 Overtime Record
 Last 10 Games (W-L-OT)
 Longest Unbeaten Streak
 Longest Winning Streak
 Longest Winless Streak
 Longest Losing Streak
 Washington Shutouts (Last)
 Tampa Bay Shutouts (Last)
 Last Washington Hat Trick
 Last Tampa Bay Hat Trick
 Most Washington Goals
 Most Tampa Bay Goals

Overall

WSH leads, 82-33-6-10
 4 WSH wins (3/30/19-12/21/19)
 12/21/19 (3-1)
 3/20/19 (4-5 OT)
 10/23/01 (1-1)
 11/29/19 (W 4-3 OT)
 6-5-16
 6-2-2
 12 (12/15/07-12/5/09)
 12 (12/15/07-12/5/09)
 4 (two times)
 4 (12/19/06-3/1/07)
 8 (12/23/16)
 5 (4/13/14)
 T.J. Oshie (3/18/17)
 A. Killorn (3/16/19)
 10 (2/3/99)
 7 (1/12/10)

at Washington

WSH leads, 45-12-4-5
 2 WSH wins (11/29/19-12/21/19)
 12/21/19 (3-1)
 3/20/19 (4-5 OT)
 3/31/96 (1-1)
 11/29/19 (W, 4-3 OT)
 4-2-11
 7-1-2
 11 (2/3/99-12/23/02)
 11 (2/3/99-12/23/02)
 3 (10/21/06-3/1/07)
 3 (10/21/06-3/1/07)
 5 (12/23/16)
 1 (4/13/14)
 N. Backstrom (12/13/14)
 None
 10 (2/3/99)
 6 (10/21/06)

at Tampa Bay

WSH leads, 37-21-2-5
 2 WSH wins (3/30/19-12/14/19)
 12/14/19 (5-2)
 3/16/19 (3-6)
 10/23/01 (1-1)
 10/9/17 (L, 3-4 OT)
 2-3-5
 6-2-2
 7 (12/15/07-12/5/09)
 7 (12/15/07-12/5/09)
 5 (2/28/04-3/23/06)
 5 (2/28/04-3/23/06)
 3 (12/5/09)
 3 (1/12/11)
 T.J. Oshie (3/18/17)
 A. Killorn (3/16/19)
 8 (3/2/99)
 7 (1/12/10)

Tampa Bay Lightning

2019-20 WASHINGTON CAPITALS VS. TAMPA BAY LIGHTNING

CAPITALS WIN SEASON SERIES 3-0-0 • TAMPA BAY 0-2-1

WASHINGTON	LIGHTNING	CAPITALS	ATTEND	GOALTENDERS	W. GOAL
NOV 29, 2019	3	4	18,573	BRADEN HOLTBY / ANDREI VASILEVSKIY	DMITRY ORLOV
DEC 21, 2019	1	3	18,573	BRADEN HOLTBY / CURTIS MCELHINNEY	DMITRY ORLOV
TAMPA BAY	LIGHTNING	CAPITALS	ATTEND	GOALTENDERS	W. GOAL
DEC 14, 2019	2	5	19,092	ILYA SAMSONOV / ANDREI VASILEVSKIY	GARNET HATHAWAY

CAPITALS	GP	G	A	P	+/-	PIM	PPG	SH	GW	EN	S	%	LIGHTNING	GP	G	A	P	+/-	PIM	PPG	SH	GW	EN	S	%
DMITRY ORLOV	3	2	3	5	5	0	0	0	2	0	5	40.0	NIKITA KUCHEROV	3	1	4	5	1	2	0	0	0	13	7.7	
T.J. OSHIE	3	1	4	5	4	2	0	0	0	0	6	16.7	BRAYDEN POINT	3	2	2	4	0	0	2	0	0	8	25.0	
JAKUB VRANA	3	1	3	4	3	0	0	0	0	0	14	7.1	BLAKE COLEMAN	3	3	0	3	0	0	0	2	0	20	15.0	
EVGENY KUZNETSOV	3	1	3	4	1	2	1	0	0	0	5	20.0	ALEX KILLORN	3	1	2	3	-1	0	0	0	0	8	12.5	
NICKLAS BACKSTROM	2	1	1	2	0	4	0	0	0	0	2	50.0	JAN RUTTA	3	1	0	1	0	4	0	0	0	2	50.0	
LARS ELLER	3	1	1	2	3	4	0	0	0	0	9	11.1	MIKHAIL SERGACHEV	3	1	0	1	-2	2	0	0	0	6	16.7	
RADKO GUDAS	3	1	1	2	3	0	0	0	0	0	8	12.5	ONDREJ PALAT	3	0	1	1	0	0	0	0	0	6	0.0	
TOM WILSON	3	1	1	2	1	2	0	0	0	1	6	16.7	KEVIN SHATTENKIRK	3	0	1	1	0	0	0	0	0	5	0.0	
ALEX OVECHKIN	3	1	0	1	-2	6	1	0	0	0	15	6.7	YANNI GOURDE	3	0	1	1	-3	2	0	0	0	1	0.0	
GARNET HATHAWAY	3	1	0	1	1	2	0	0	1	0	6	16.7	VICTOR HEDMAN	3	0	1	1	-3	0	0	0	0	11	0.0	
NIC DOWD	3	1	0	1	3	0	0	1	0	1	3	33.3	LUKE SCHENN	2	0	0	0	-1	0	0	0	0	0	0	0.0
RICHARD PANIK	3	0	1	1	2	4	0	0	0	0	0	0.0	MATHIEU JOSEPH	2	0	0	0	-2	0	0	0	0	0	0	0.0
BRENDAN LEIPSIC	3	0	1	1	0	0	0	0	0	0	4	0.0	TYLER JOHNSON	2	0	0	0	-1	0	0	0	0	0	5	0.0
JONAS SIEGENTHALER	3	0	1	1	0	2	0	0	0	0	1	0.0	CEDRIC PAQUETTE	3	0	0	0	-3	0	0	0	0	0	0	0.0
TRAVIS BOYD	1	0	1	1	-1	0	0	0	0	0	0	0.0	PAT MAROON	3	0	0	0	-3	0	0	0	0	0	1	0.0
NICK JENSEN	3	0	0	0	2	2	0	0	0	0	4	0.0	BARCLAY GOODROW	2	0	0	0	-1	0	0	0	0	0	3	0.0
BRENDEN DILLON	2	0	0	0	-2	4	0	0	0	0	3	0.0	CARTER VERHAEGHE	1	0	0	0	-1	0	0	0	0	0	0	0.0
MICHAL KEMPNY	3	0	0	0	1	2	0	0	0	0	3	0.0	RYAN MCDONAGH	3	0	0	0	-2	0	0	0	0	0	3	0.0
CHANDLER STEPHENSON	3	0	0	0	-1	0	0	0	0	0	3	0.0	BRAYDON COBURN	1	0	0	0	0	0	0	0	0	0	0	0.0
CARL HAGELIN	2	0	0	0	2	0	0	0	0	0	3	0.0	MITCHELL STEPHENS	2	0	0	0	-2	2	0	0	0	0	0	0.0
JOHN CARLSON	3	0	0	0	0	2	0	0	0	0	9	0.0	ANTHONY CIRELLI	3	0	0	0	-2	0	0	0	0	0	6	0.0
													ERIK CERNAK	2	0	0	0	-2	0	0	0	0	0	4	0.0
													STEVEN STAMKOS	3	0	0	0	-3	2	0	0	0	0	6	0.0

GOALTENDERS	GP	MIN	GA	GAA	SO	W	L	OT	SA	SV%	GOALTENDERS	GP	MIN	GA	GAA	SO	W	L	OT	SA	SV%
BRADEN HOLTBY	2	123	4	1.95	0	2	0	0	57	.930	CURTIS MCELHINNEY	1	57	2	2.09	0	0	1	0	34	.941
ILYA SAMSONOV	1	60	2	2.00	0	1	0	0	28	.929	ANDREI VASILEVSKIY	2	120	8	3.98	0	0	1	1	68	.882

POWER PLAY: 2 - 7 (29%)

PENALTY KILLING: 14 - 16 (87.5%)

POWER PLAY: 2 - 16 (13%)

PENALTY KILLING: 2 - 7 (71.4%)

Toronto Maple Leafs

2019-20 WASHINGTON CAPITALS VS. TORONTO MAPLE LEAFS

CAPITALS WON SEASON SERIES 2-0-0 • TORONTO 0-1-1

WASHINGTON	MAPLE LEAFS	CAPITALS	ATTEND	GOALTENDERS	W. GOAL
OCT 16, 2019	3	4	18,573	ILYA SAMSONOV / MICHAEL HUTCHINSON	JOHN CARLSON
TORONTO	MAPLE LEAFS	CAPITALS	ATTEND	GOALTENDERS	W. GOAL
OCT 29, 2019	3	4	19,258	BRADEN HOLTBY / FREDERIK ANDERSEN	ALEX OVECHKIN

CAPITALS	GP	G	A	P	+/-	PIM	PPG	SH	GW	EN	S	%	MAPLE LEAFS	GP	G	A	P	+/-	PIM	PPG	SH	GW	EN	S	%
JOHN CARLSON	2	3	2	5	2	0	2	0	1	0	11	27.3	AUSTON MATTHEWS	2	2	1	3	1	2	1	0	0	0	7	28.6
ALEX OVECHKIN	2	2	3	5	0	2	1	0	1	0	12	16.7	KASPERI KAPANEN	2	1	2	3	2	0	0	1	0	0	4	25.0
NICKLAS BACKSTROM	2	1	4	5	1	0	0	0	0	0	4	25.0	ANDREAS JOHNSON	2	1	0	1	1	0	0	0	0	0	5	20.0
JAKUB VRANA	2	1	1	2	1	2	0	0	0	0	6	16.7	ILYA MIKHEYEV	2	1	0	1	-1	0	0	0	0	0	9	11.1
T.J. OSHIE	2	0	2	2	1	2	0	0	0	0	5	0.0	JOHN TAVARES	1	1	0	1	-1	0	0	0	0	0	4	25.0
ILYA KOVALCHUK	2	1	0	1	0	0	0	0	1	0	8	12.5	JUSTIN HOLL	2	0	1	1	-1	4	0	0	0	0	3	0.0
EVGENY KUZNETSOV	2	1	0	1	1	0	0	0	0	0	5	20.0	JAKE MUZZIN	2	0	1	1	2	0	0	0	0	0	2	0.0
NICK JENSEN	2	0	1	1	-1	0	0	0	0	0	1	0.0	TREVOR MOORE	2	0	1	1	-1	0	0	0	0	0	2	0.0
DMITRY ORLOV	2	0	1	1	-1	0	0	0	0	0	0	0.0	MITCHELL MARNER	2	0	1	1	-2	2	0	0	0	0	6	0.0
GARNET HATHAWAY	2	0	1	1	1	0	0	0	0	0	0	0.0	MORGAN RIELLY	2	0	1	1	-1	6	0	0	0	0	3	0.0
CARL HAGELIN	2	0	1	1	0	2	0	0	0	0	1	0.0	WILLIAM NYLANDER	2	0	1	1	1	2	0	0	0	0	6	0.0
BRENDEN DILLON	1	0	0	0	-2	0	0	0	0	0	1	0.0	TYSON BARRIE	2	0	1	1	1	0	0	0	0	0	5	0.0
MICHAL KEMPNY	1	0	0	0	1	2	0	0	0	0	2	0.0	ALEXANDER KERFOOT	2	0	0	0	0	2	0	0	0	0	4	0.0
RICHARD PANIK	1	0	0	0	-2	0	0	0	0	0	2	0.0	DMYTRO TIMASHOV	2	0	0	0	0	0	0	0	0	0	1	0.0
LARS ELLER	2	0	0	0	-1	2	0	0	0	0	3	0.0	JASON SPEZZA	1	0	0	0	0	0	0	0	0	0	1	0.0
CHANDLER STEPHENSON	1	0	0	0	-1	0	0	0	0	0	0	0.0	NICHOLAS SHORE	4	0	0	0	0	2	0	0	0	0	0	0.0
NIC DOWD	1	0	0	0	0	0	0	0	0	0	0	0.0	TRAVIS DERMOTT	1	0	0	0	0	0	0	0	0	0	0	0.0
BRENDAN LEIPSIC	2	0	0	0	-2	0	0	0	0	0	1	0.0	FREDERIK GAUTHIER	2	0	0	0	0	2	0	0	0	0	0	0.0
CHRISTIAN DJOOS	1	0	0	0	2	0	0	0	0	0	2	0.0	MARTIN MARINCIN	1	0	0	0	-1	0	0	0	0	0	0	0.0
RADKO GUDAS	2	0	0	0	1	2	0	0	0	0	2	0.0	DENIS MALGIN	2	0	0	0	0	0	0	0	0	0	6	0.0
JONAS SIEGENTHALER	2	0	0	0	-2	2	0	0	0	0	2	0.0	KYLE CLIFFORD	2	0	0	0	-1	0	0	0	0	0	3	0.0
TOM WILSON	2	0	0	0	1	4	0	0	0	0	6	0.0	CODY CECI	2	0	0	0	0	4	0	0	0	0	1	0.0
TRAVIS BOYD	1	0	0	0	-1	0	0	0	0	0	0	0.0													
TYLER LEWINGTON	1	0	0	0	1	0	0	0	0	0	2	0.0													

GOALTENDERS	GP	MIN	GA	GAA	SO	W	L	OT	SA	SV%	GOALTENDERS	GP	MIN	GA	GAA	SO	W	L	OT	SA	SV%
BRADEN HOLTBY	1	64	3	2.81	0	1	0	0	31	.903	FREDERIK ANDERSEN	1	64	4	3.75	0	0	0	1	33	.879
ILYA SAMSONOV	1	60	3	3.00	0	1	0	0	32	.906	MICHAEL HUTCHINSON	1	58	4	4.16	0	0	1	0	32	.875

POWER PLAY: 3 - 12 (25%)

PENALTY KILLING: 1 - 9 (88.9%)

POWER PLAY: 1 - 9 (11%)

PENALTY KILLING: 3 - 12 (75%)

Vancouver Canucks

CLUB INFORMATION

Founded.....1970-71
Home Arena.....Rogers Arena (18,910)
Stanley Cups.....None
General Manager.....Jim Benning
Head Coach.....Travis Green
Asst. Coaches.....Nolan Baumgartner, Newell Brown, Manny Malhotra
Vice President, Communications & Community Partnerships.....Chris Brumwell
 2019-20 Record.....36-27-6 (78 points)
 2019-20 Finish.....4th, Pacific Division
 2018-19 Playoffs.....DNQ

Rogers Arena
 800 Griffiths Place
 Vancouver, BC V6B 6G1
 604.899.4600
 Fax: 604.899.4640
 @Canucks

2019-20 MEETINGS

Oct. 25 at Vancouver: W, 6-5 SO
 Nov. 23 at Washington: L, 1-2 SO



ALL-TIME SERIES HISTORY

YEAR	GP	W	L	T	OT	PTS	GF	GA	GP	W	L	T	OT	PTS	GF	GA	GP	W	L	T	OT	PTS	GF	GA
74-75	4	0	4	0	-	0	9	19	2	0	2	0	-	0	5	10	2	0	2	0	-	0	4	9
75-76	4	0	4	0	-	0	9	21	2	0	2	0	-	0	5	10	2	0	2	0	-	0	4	11
76-77	4	2	2	0	-	4	11	14	2	2	0	0	-	4	8	5	2	0	2	0	-	0	3	9
77-78	4	0	4	0	-	0	7	16	2	0	2	0	-	0	4	9	2	0	2	0	-	0	3	7
78-79	4	3	1	0	-	6	19	15	2	1	1	0	-	2	6	8	2	2	0	0	-	4	13	7
79-80	4	3	1	0	-	6	17	13	2	2	0	0	-	4	9	5	2	1	1	0	-	2	8	8
80-81	4	1	1	2	-	4	11	11	2	1	1	0	-	2	5	5	2	0	0	2	-	2	6	6
81-82	3	1	1	1	-	3	11	11	2	1	0	1	-	3	11	8	1	0	1	0	-	0	0	3
82-83	3	1	1	1	-	3	6	7	1	0	0	1	-	1	1	1	2	1	1	0	-	2	5	6
83-84	3	2	1	0	-	4	13	11	2	1	1	0	-	2	7	7	1	1	0	0	-	2	6	4
84-85	3	3	0	0	-	6	14	6	1	1	0	0	-	2	3	2	2	2	0	0	-	4	11	4
85-86	3	2	0	1	-	5	11	8	2	2	0	0	-	4	7	4	1	0	0	1	-	1	4	4
86-87	3	3	0	0	-	6	14	7	1	1	0	0	-	2	3	2	2	2	0	0	-	4	11	5
87-88	3	3	0	0	-	6	13	6	2	2	0	0	-	4	10	4	1	1	0	0	-	2	3	2
88-89	3	2	1	0	-	4	9	6	1	1	0	0	-	2	3	0	2	1	1	0	-	2	6	6
89-90	3	0	2	1	-	1	7	12	2	0	2	0	-	0	3	8	1	0	0	1	-	1	4	4
90-91	3	2	1	0	-	4	9	8	1	1	0	0	-	2	5	3	2	1	1	0	-	2	4	5
91-92	3	1	1	1	-	3	11	10	2	1	0	1	-	3	10	7	1	0	1	0	-	0	1	3
92-93	2	0	1	1	-	1	6	7	1	0	0	1	-	1	3	3	1	0	1	0	-	0	3	4
93-94	2	2	0	0	-	4	7	4	1	1	0	0	-	2	3	2	1	1	0	0	-	2	4	2
94-95	Teams did not meet in 1994-95																							
95-96	2	1	0	1	-	3	13	4	1	1	0	0	-	2	9	0	1	0	0	1	-	1	4	4
96-97	2	2	0	0	-	4	9	3	1	1	0	0	-	2	4	1	1	1	0	0	-	2	5	2
97-98	2	2	0	0	-	4	5	3	1	1	0	0	-	2	2	1	1	1	0	0	-	2	3	2
98-99	2	0	2	0	-	0	2	6	1	0	1	0	-	0	1	2	1	0	1	0	-	0	1	4
99-00	1	0	1	0	0	0	3	6	0	0	0	0	0	0	0	0	1	0	1	0	0	0	3	6
00-01	2	2	0	0	0	4	7	5	1	1	0	0	0	2	3	2	1	1	0	0	0	2	4	3
01-02	1	0	1	0	0	0	1	5	1	0	1	0	0	0	1	5	0	0	0	0	0	0	0	0
02-03	1	0	1	0	0	0	0	6	0	0	0	0	0	0	0	0	1	0	1	0	0	0	0	6
03-04	1	0	1	0	0	0	1	6	1	0	1	0	0	0	1	6	0	0	0	0	0	0	0	0
05-06	Teams did not meet in 2005-06																							
06-07	1	0	0	-	1	1	2	2	0	0	0	-	0	0	0	0	1	0	0	-	1	1	2	2
07-08	1	0	1	-	0	0	2	3	1	0	1	-	0	0	2	3	0	0	0	-	0	0	0	0
08-09	1	1	0	-	0	2	5	1	1	1	0	-	0	2	5	1	0	0	0	-	0	0	0	0
09-10	1	0	1	-	0	0	2	3	0	0	0	-	0	0	0	0	1	0	1	-	0	0	2	3
10-11	1	0	1	-	0	0	2	4	1	0	1	-	0	0	2	4	0	0	0	-	0	0	0	0
11-12	1	0	1	-	0	0	4	7	0	0	0	-	0	0	0	0	1	0	1	-	0	0	4	7
12-13	Teams did not meet in 2012-13																							
13-14	2	1	1	-	0	2	6	6	1	1	0	-	0	2	4	3	1	0	1	-	0	0	2	3
14-15	2	0	2	-	0	0	5	8	1	0	1	-	0	0	3	4	1	0	1	-	0	0	2	4
15-16	2	2	0	-	0	4	7	3	1	1	0	-	0	2	4	1	1	1	0	-	0	2	3	2
16-17	2	2	0	-	0	4	8	2	1	1	0	-	0	2	3	0	1	1	0	-	0	2	5	2
17-18	2	1	1	-	0	2	5	7	1	1	0	-	0	2	3	1	1	0	1	-	0	0	2	6
18-19	2	2	0	-	0	4	8	4	1	1	0	-	0	2	3	2	1	1	0	-	0	2	5	2
19-20	2	1	0	-	1	3	6	6	1	0	0	-	1	1	1	1	1	1	0	-	0	2	5	5
Totals	99	48	40	9	2	107	317	312	49	28	17	4	1	61	162	140	49	20	23	5	1	46	155	172

SERIES INFORMATION

All-Time Series (W-L-T-OT)
 Current Streak
 Last Washington Win
 Last Vancouver Win
 Last Tie
 Last Overtime Game
 Overtime Record
 Last 10 Games (W-L-T-OT)
 Longest Unbeaten Streak
 Longest Winning Streak
 Longest Winless Streak
 Longest Losing Streak
 Washington Shutouts (Last)
 Vancouver Shutouts (Last)
 Last Washington Hat Trick
 Last Vancouver Hat Trick
 Most Washington Goals
 Most Vancouver Goals

Overall
 WSH leads, 48-40-9-2
 1 VAN win (11/23/19)
 10/25/19 (6-5 SO)
 11/23/19 (1-2 SO)
 2/10/96 (4-4)
 11/23/19 (L, 1-2 SO)
 5-1-6
 8-1-1
 13 (10/28/84-10/25/88)
 7 (10/28/86-10/25/88)
 9 (12/17/74-10/13/76)
 9 (12/17/74-10/13/76)
 3 (12/11/16)
 2 (3/23/03)
 M. Gartner (2/20/87)
 D. Lever (2/1/75)
 9 (3/12/96)
 7 (two times)

at Washington
 WSH leads, 28-17-4-1
 1 VAN wins (11/23/19)
 2/5/19 (3-2)
 11/23/19 (1-2 SO)
 3/2/93 (3-3)
 11/23/19 (L, 1-2 SO)
 2-1-2
 6-3-1
 8 (2/5/91-11/4/97)
 7 (2/26/85-3/5/89)
 4 (1/23/75-1/6/76)
 4 (1/23/75-1/6/76)
 3 (12/11/16)
 none
 none
 none
 9 (3/12/96)
 7 (3/2/75)

at Vancouver
 WSH trails, 20-23-5-1
 2 WSH win (10/22/18-10/25/19)
 10/25/19 (6-5 SO)
 10/26/17 (2-6)
 2/10/96 (4-4)
 10/25/19 (W, 6-5 SO)
 3-0-4
 4-5-1
 9 (2/18/83-10/25/88)
 4 (two times)
 8 (12/17/74-1/31/78)
 8 (12/17/74-1/31/78)
 none
 2 (3/23/03)
 M. Gartner (2/20/87)
 D. Lever (2/1/75)
 7 (12/9/78)
 7 (10/14/75)

Vancouver Canucks

2019-20 WASHINGTON CAPITALS VS. VANCOUVER CANUCKS

CAPITALS TIED SEASON SERIES, 1-0-1 • VANCOUVER 1-0-1

WASHINGTON NOV 23, 2019	CANUCKS 2	CAPITALS 1	ATTEND 18,573	GOALTENDERS JACOB MARKSTROM / BRADEN HOLTBY	W. GOAL BO HORVAT
VANCOUVER OCT 25, 2019	CANUCKS 5	CAPITALS 6	ATTEND 18,871	GOALTENDERS ILYA SAMSONOV / JACOB MARKSTROM	W. GOAL NICKLAS BACKSTROM

CAPITALS	GP	G	A	P	+/-	PIM	PP	SH	GW	EN	S	%	CANUCKS	GP	G	A	P	+/-	PIM	PP	SH	GW	EN	S	%
LARS ELLER	2	1	2	3	3	4	0	1	0	0	2	50.0	JELIAS PETTERSSON	2	2	0	2	-1	0	1	0	0	0	6	33.3
MICHAL KEMPNY	2	2	0	2	2	4	0	0	0	0	4	50.0	TIM SCHALLER	2	2	0	2	0	0	0	1	0	0	4	50.0
EVGENY KUZNETSOV	2	2	0	2	1	2	0	0	0	0	8	25.0	BROCK BOESER	2	1	1	2	-1	0	1	0	0	0	5	20.0
JAKUB VRANA	2	1	1	2	1	2	0	0	0	0	7	14.3	J.T. MILLER	2	0	2	2	-1	2	0	0	0	0	10	0.0
BRENDEN DILLON	4	0	1	1	-3	14	0	0	0	0	3	0.0	QUINN HUGHES	2	0	2	2	-5	0	0	0	0	0	6	0.0
CHANDLER STEPHENSON	3	0	1	1	2	2	0	0	0	0	5	0.0	BO HORVAT	2	0	2	2	-2	0	0	0	0	0	3	0.0
GARNET HATHAWAY	1	0	1	1	2	0	0	0	0	0	0	0.0	JAKE VIRTANEN	2	1	0	1	-2	2	0	0	0	0	3	33.3
BRENDAN LEIPSIC	2	0	1	1	1	0	0	0	0	0	1	0.0	TYLER TOFFOLI	2	0	1	1	1	2	0	0	0	0	3	0.0
RADKO GUDAS	2	0	1	1	5	0	0	0	0	0	0	0.0	MICHEAL FERLAND	1	0	1	1	-1	0	0	0	0	0	4	0.0
CARL HAGELIN	1	0	1	1	0	0	0	0	0	0	2	0.0	JAY BEAGLE	1	0	1	1	1	0	0	0	0	0	0	0.0
TRAVIS BOYD	2	0	1	1	2	0	0	0	0	0	3	0.0	JORDIE BENN	2	0	0	0	1	0	0	0	0	0	2	0.0
NICK JENSEN	2	0	0	0	0	0	0	0	0	0	2	0.0	CHRISTOPHER TANEV	2	0	0	0	-1	0	0	0	0	0	1	0.0
ALEX OVECHKIN	2	0	0	0	-2	2	0	0	0	0	8	0.0	JOSH LEIVO	2	0	0	0	0	0	0	0	0	0	6	0.0
DMITRY ORLOV	2	0	0	0	0	0	0	0	0	0	5	0.0	BRANDON SUTTER	1	0	0	0	0	0	0	0	0	0	2	0.0
RICHARD PANIK	1	0	0	0	0	2	0	0	0	0	2	0.0	LOUI ERIKSSON	1	0	0	0	0	0	0	0	0	0	1	0.0
ILYA KOVALCHUK	2	0	0	0	-3	0	0	0	0	0	2	0.0	ALEXANDER EDLER	2	0	0	0	2	0	0	0	0	0	3	0.0
NICKLAS BACKSTROM	1	0	0	0	-2	0	0	0	0	0	1	0.0	TYLER GRAOVAC	1	0	0	0	0	0	0	0	0	0	1	0.0
MICHAEL SGARBOSSA	1	0	0	0	0	0	0	0	0	0	1	0.0	TROY STECHER	2	0	0	0	0	0	0	0	0	0	3	0.0
NIC DOWD	1	0	0	0	0	0	0	0	0	0	2	0.0	TYLER MYERS	2	0	0	0	0	2	0	0	0	0	2	0.0
JONAS SIEGENTHALER	2	0	0	0	1	2	0	0	0	0	2	0.0	TYLER MOTTE	1	0	0	0	0	0	0	0	0	0	0	0.0
TOM WILSON	2	0	0	0	-1	0	0	0	0	0	4	0.0	TANNER PEARSON	2	0	0	0	0	2	0	0	0	0	4	0.0
BECK MALENSTYN	1	0	0	0	0	0	0	0	0	0	1	0.0	ZACK MACEWEN	1	0	0	0	0	2	0	0	0	0	1	0.0
JOHN CARLSON	2	0	0	0	-3	0	0	0	0	0	3	0.0	ADAM GAUDETTE	1	0	0	0	-1	0	0	0	0	0	0	0.0
T.J. OSHIE	2	0	0	0	-1	0	0	0	0	0	3	0.0													

GOALTENDER	GP	MIN	GA	GAA	SO	W	L	OT	SA	SV%	GOALTENDER	GP	MIN	GA	GAA	SO	W	L	OT	SA	SV%
ILYA SAMSONOV	1	65	5	4.63	0	1	0	0	34	.853	JACOB MARKSTROM	2	130	6	2.77	0	1	0	1	62	.903
BRADEN HOLTBY	1	65	1	.92	0	0	0	1	33	.970	LOUIS DOMINGUE	2	80	3	2.25	0	1	0	0	49	.939

POWER PLAY: 0 - 5 (0%)

PENALTY KILLING: 8 - 10 (80%)

POWER PLAY: 2 - 10 (20%)

PENALTY KILLING: 5 - 5 (100%)

Vegas Golden Knights

CLUB INFORMATION

Founded	2017-18
Home Arena	T-Mobile Arena (17,500)
Stanley Cups	None
Chairman, CEO & Governor	Bill Foley
President of Hockey Operations, Alt. Governor	George McPhee
General Manager	Kelly McCrimmon
Head Coach	Peter DeBoer
Assistant Coaches	Ryan Craig, Ryan McGill
Vice President of Communications and Content	Eric Tosi
2019-20 Record	39-24-8 (86 points)
2019-20 Finish	1st, Pacific Division
2018-19 Playoffs	W. Conference First Round (def. by SJ 4-3)

T-Mobile Arena
3780 S. Las Vegas Blvd.
Las Vegas, NV, R3C 89158
702.790.2663
@GoldenKnights



2019-20 MEETINGS

Nov. 9 at Washington: W, 5-2
Feb. 17 at Vegas: L, 2-3

ALL-TIME SERIES HISTORY

TOTALS										HOME										AWAY									
YEAR	GP	W	L	T	OT	PTS	GF	GA		GP	W	L	T	OT	PTS	GF	GA			GP	W	L	T	OT	PTS	GF	GA		
17-18	2	0	2	-	0	0	3	7		1	0	1	-	0	0	3	4			1	0	1	-	0	0	0	3		
18-19	2	1	1	-	0	2	8	7		1	1	0	-	0	2	5	2			1	0	1	-	0	0	3	5		
19-20	2	1	1	-	0	2	7	5		1	1	0	-	0	2	5	2			1	0	1	-	0	0	2	3		
Totals	6	2	4	-	0	4	18	19		3	2	1	-	0	4	13	8			3	0	3	-	0	0	5	11		

SERIES INFORMATION

All-Time Series (W-L-T-OT)

Current Streak

Last Washington Win

Last Vegas Win

Last Tie

Last Overtime Game

Overtime Record

Last 10 Games (W-L-OT)

Longest Unbeaten Streak

Longest Winning Streak

Longest Winless Streak

Longest Losing Streak

Washington Shutouts (Last)

Vegas Shutouts (Last)

Last Washington Hat Trick

Last Vegas Hat Trick

Most Washington Goals

Most Vegas Goals

Overall

WSH trails, 2-4-0-0

1 VGK win (2/17/20)

11/9/19 (5-2)

2/17/20 (3-2)

none

none

0-0-0

2-4-0

1, twice, m.r. (11/9/19)

1, twice, m.r. (11/9/19)

2 (12/23/17-2/4/18)

2 (12/23/17-2/4/18)

none

1 (12/23/17)

none

none

5, twice, m.r. (11/9/19)

5 (12/4/18)

at Washington

WSH leads, 2-1-0-0

2 WSH wins (10/10/18-11/9/19)

11/9/19

2/4/18

none

none

0-0-0

2-1-0

2 (10/10/18-11/9/19)

2 (10/10/18-11/9/19)

1 (2/4/18)

1 (2/4/18)

none

none

none

5, twice, m.r. (11/9/19)

4 (2/4/18)

at Vegas

WSH trails, 0-3-0-0

3 VGK wins (12/23/17-2/17/20)

none

2/17/20

none

none

0-0-0

0-3-0

none

3 (12/23/17-2/17/20)

3 (12/23/17-2/17/20)

none

1 (12/23/17)

none

none

3 (12/4/18)

5 (12/4/18)

Vegas Golden Knights

2019-20 WASHINGTON CAPITALS VS. VEGAS GOLDEN KNIGHTS

CAPITALS TIED SEASON SERIES 1-1-0 • VEGAS 1-1-0

WASHINGTON	GOLDEN KNIGHTS	CAPITALS	ATTEND	GOALTENDERS	W. GOAL
NOV 9, 2019	2	5	18,573	BRADEN HOLTBY / MARC-ANDRE FLEURY	JONAS SIEGENTHALER
VEGAS	GOLDEN KNIGHTS	CAPITALS	ATTEND	GOALTENDERS	W. GOAL
FEB 17, 2020	3	2	18,399	MARC-ANDRE FLEURY / BRADEN HOLTBY	MAX PACIORETTY

CAPITALS	GP	G	A	P	+/-	PIM	PPG	SH	GW	EN	S	%	GOLDEN KNIGHTS	GP	G	A	P	+/-	PIM	PPG	SH	GW	EN	S	%
JAKUB VRANA	2	0	4	4	1	0	0	0	0	0	4	0.0	REILLY SMITH	2	2	0	2	0	0	1	0	0	4	50.0	
T.J. OSHIE	2	2	1	3	0	2	1	0	0	0	3	66.7	MAX PACIORETTY	2	2	0	2	0	0	0	0	1	0	10	20.0
JOHN CARLSON	2	0	3	3	0	2	0	0	0	0	5	0.0	CODY EAKIN	4	0	2	2	0	6	0	0	0	0	4	0.0
NICKLAS BACKSTROM	2	2	0	2	0	0	1	0	0	1	9	22.2	JONATHAN MARCHESSAULT	2	0	2	2	-1	2	0	0	0	0	2	0.0
EVGENY KUZNETSOV	1	1	1	2	0	0	0	0	0	0	5	20.0	NICK HOLDEN	2	1	0	1	-1	0	0	0	0	0	4	25.0
DMITRY ORLOV	2	0	2	2	1	2	0	0	0	0	5	0.0	NICK COUSINS	3	0	1	1	1	0	0	0	0	0	4	0.0
ILYA KOVALCHUK	2	1	0	1	-3	0	0	0	0	0	4	25.0	PAUL STASTNY	2	0	1	1	0	0	0	0	0	0	6	0.0
JONAS SIEGENTHALER	2	1	0	1	0	0	0	0	1	0	2	50.0	WILLIAM CARRIER	2	0	1	1	0	0	0	0	0	0	4	0.0
TOM WILSON	2	1	0	1	1	2	0	0	0	0	5	20.0	WILLIAM KARLSSON	2	0	1	1	0	0	0	0	0	0	0	0.0
TRAVIS BOYD	2	0	1	1	1	0	0	0	0	0	1	0.0	TOMAS NOSEK	2	0	1	1	-1	2	0	0	0	0	2	0.0
NICK JENSEN	2	0	0	0	0	0	0	0	0	0	0	0.0	ZACH WHITECLOUD	1	0	0	0	0	0	0	0	0	0	0	0.0
BRENDEN DILLON	4	0	0	0	0	4	0	0	0	0	1	0.0	BRAYDEN MCNABB	2	0	0	0	-1	0	0	0	0	0	3	0.0
MICHAL KEMPNY	2	0	0	0	0	0	0	0	0	0	1	0.0	DERYK ENGELLAND	1	0	0	0	0	2	0	0	0	0	2	0.0
ALEX OVECHKIN	2	0	0	0	0	0	0	0	0	0	10	0.0	CODY GLASS	2	0	0	0	-1	0	0	0	0	0	2	0.0
RICHARD PANIK	1	0	0	0	0	0	0	0	0	0	0	0.0	NICOLAS ROY	1	0	0	0	0	0	0	0	0	0	1	0.0
LARS ELLER	2	0	0	0	1	0	0	0	0	0	2	0.0	JON MERRILL	2	0	0	0	-2	8	0	0	0	0	2	0.0
CHANDLER STEPHENSON	1	0	0	0	0	0	0	0	0	0	0	0.0	CHANDLER STEPHENSON	1	0	0	0	0	0	0	0	0	0	1	0.0
GARNET HATHAWAY	2	0	0	0	-1	2	0	0	0	0	2	0.0	ALEC MARTINEZ	1	0	0	0	0	0	0	0	0	0	3	0.0
NIC DOWD	2	0	0	0	0	0	0	0	0	0	2	0.0	SHEA THEODORE	2	0	0	0	3	0	0	0	0	0	4	0.0
BRENDAN LEIPSIC	2	0	0	0	0	0	0	0	0	0	2	0.0	MARK STONE	2	0	0	0	0	0	0	0	0	0	2	0.0
RADKO GUDAS	2	0	0	0	1	2	0	0	0	0	2	0.0	RYAN REAVES	2	0	0	0	0	0	0	0	0	0	1	0.0
CARL HAGELIN	1	0	0	0	0	0	0	0	0	0	1	0.0	NATE SCHMIDT	2	0	0	0	-1	0	0	0	0	0	8	0.0

GOALTENDERS	GP	MIN	GA	GAA	SO	W	L	OT	SA	SV%	GOALTENDER	GP	MIN	GA	GAA	SO	W	L	OT	SA	SV%
BRADEN HOLTBY	2	118	5	2.54	0	1	1	0	61	.918	MARC-ANDRE FLEURY	2	118	6	3.04	0	1	1	0	60	.900

POWER PLAY: 2 - 9 (22%)

PENALTY KILLING: 5 - 6 (83.3%)

POWER PLAY: 1 - 6 (17%)

PENALTY KILLING: 7 - 9 (77.8%)

Winnipeg Jets

CLUB INFORMATION

Founded.....1999-00 (ATL), 2011-12 (WPG)
Home Arena.....Bell MTS Place (15,321)
Stanley Cups.....None
Executive Vice President & General Manager.....Kevin Cheveldayoff
Head Coach.....Paul Maurice
Associate Coach.....Jamie Kompon
Assistant Coaches.....Charlie Huddy, Wade Flaherty
Senior Director, Hockey Communications.....Scott Brown
2019-20 Record.....37-28-6 (80 points)
2019-20 Finish.....4th, Central Division
2018-19 Playoffs.....W. Conference First Round (def. by STL 4-2)

Bell MTS Centre
 300 Portage Avenue
 Winnipeg, MB, R3C 5S4
 204.926.5599
 Fax: 204.926.5555
 @NHLJets



2019-20 MEETINGS

Feb. 25 at Washington: W, 4-3 SO
 Feb. 27 at Winnipeg: L, 0-3

ALL-TIME SERIES HISTORY

YEAR	TOTALS								HOME								AWAY							
	GP	W	L	T	OT	PTS	GF	GA	GP	W	L	T	OT	PTS	GF	GA	GP	W	L	T	OT	PTS	GF	GA
99-00	5	4	1	0	0	8	18	7	2	2	0	0	0	4	8	2	3	2	1	0	0	4	10	5
00-01	5	2	1	2	0	6	14	10	3	2	0	1	0	5	10	5	2	0	1	1	0	1	4	5
01-02	5	3	1	1	0	7	14	6	2	2	0	0	0	4	8	2	3	1	1	1	0	3	6	4
02-03	5	3	1	1	0	7	26	19	3	2	0	1	0	5	17	13	2	1	1	0	0	2	9	6
03-04	6	2	3	1	0	5	16	15	3	1	1	1	0	3	7	7	3	1	2	0	0	2	9	8
05-06	8	3	4	-	1	7	24	39	4	2	2	-	0	4	13	18	4	1	2	-	1	3	11	21
06-07	8	3	3	-	2	8	22	25	4	1	2	-	1	3	11	14	4	2	1	-	1	5	11	11
07-08	8	4	2	-	2	10	22	19	4	2	2	-	0	4	11	11	4	2	0	-	2	6	11	8
08-09	6	4	2	-	0	8	24	24	3	3	0	-	0	6	15	10	3	1	2	-	0	2	9	14
09-10	6	6	0	-	0	12	29	13	3	3	0	-	0	6	12	5	3	3	0	-	0	6	17	8
10-11	6	2	4	-	0	4	13	20	3	2	1	-	0	4	11	10	3	0	3	-	0	0	2	10
11-12	6	2	2	-	2	6	13	16	3	1	0	-	2	4	9	9	3	1	2	-	0	2	4	7
12-13	5	4	1	-	0	8	20	8	2	1	1	-	0	2	7	7	3	3	0	-	0	6	13	1
13-14	2	2	0	-	0	4	8	6	1	1	0	-	0	2	4	2	1	1	0	-	0	2	4	4
14-15	2	1	1	-	0	2	5	4	1	1	0	-	0	2	5	1	1	0	1	-	0	0	0	3
15-16	2	1	0	-	1	3	6	5	1	1	0	-	0	2	5	3	1	0	0	-	1	1	1	2
16-17	2	2	0	-	0	4	7	5	1	1	0	-	0	2	4	3	1	1	0	-	0	2	3	2
17-18	2	1	0	-	1	3	6	6	1	1	0	-	0	2	3	2	1	0	0	-	1	1	3	4
18-19	2	1	1	-	0	2	4	4	1	1	0	-	0	2	3	1	1	0	1	-	0	0	1	3
19-20	2	1	1	-	0	2	3	6	1	1	0	-	0	2	3	3	1	0	1	-	0	0	0	3
Totals	93	51	28	5	9	116	294	257	46	31	9	3	3	68	166	128	47	20	19	2	6	48	128	129

SERIES INFORMATION

All-Time Series (W-L-T-OT)

Current Streak

Last Washington Win

Last Winnipeg Win

Last Tie

Last Overtime Game

Overtime Record

Last 10 Games (W-L-OT)

Longest Unbeaten Streak

Longest Winning Streak

Longest Winless Streak

Longest Losing Streak

Washington Shutouts (Last)

Winnipeg Shutouts (Last)

Last Washington Hat Trick

Last Winnipeg Hat Trick

Most Washington Goals

Most Winnipeg Goals

Overall

WSH leads, 51-28-5-9

1 WPG win (2/27/20)

2/25/20 (4-3 SO)

2/27/20 (0-3)

3/20/04 (2-2)

2/25/20 (W, 4-3 SO)

8-6-5

6-2-2

8 (4/5/09-4/9/10)

8 (4/5/09-4/9/10)

5 (3/14/04-10/8/05)

4 (10/14/06-11/22/06)

7 (3/21/13)

6 (2/27/20)

A. Semin (10/23/10)

I. Kovalchuk (12/6/02)

8 (1/9/10)

8 (10/8/05)

at Washington

WSH leads, 31-9-3-3

8 WSH wins (4/23/13-2/25/20)

2/25/20 (4-3 SO)

1/22/13 (2-4)

3/20/04 (2-2)

2/25/20 (W, 4-3 SO)

7-2-3

8-1-1

10 (1/8/00-3/6/03)

9 (3/14/08-11/14/10)

3 (10/14/06-11/22/06)

3 (10/14/06-11/22/06)

2 (11/10/01)

1 (2/2/08)

A. Semin (10/23/10)

I. Kovalchuk (12/6/02)

7 (12/6/02)

7 (10/7/05)

at Winnipeg

WSH leads, 20-19-2-6

3 WPG wins (2/13/18-2/27/20)

11/1/16 (3-2)

2/27/20 (0-3)

12/6/01 (3-3)

2/13/18 (L, 3-4 OT)

1-4-2

5-3-2

4 (two times)

4 (two times)

3 (three times)

3 (three times)

5 (3/21/13)

5 (2/27/20)

A. Ovechkin (12/15/06)

None

8 (1/9/10)

8 (10/8/05)

Winnipeg Jets

2019-20 WASHINGTON CAPITALS VS. WINNIPEG JETS

CAPITALS LOST SEASON SERIES 1-1-0 • WINNIPEG 1-0-1

WASHINGTON	JETS	CAPITALS	ATTEND	GOALTENDERS	W. GOAL
FEB 25, 2020	3	4	18,573	BRADEN HOLTBY / LAURENT BROSSOIT	ALEX OVECHKIN
WINNIPEG	JETS	CAPITALS	ATTEND	GOALTENDERS	W. GOAL
FEB 27, 2020	3	0	15,325	CONNOR HELLEBUYCK / ILYA SAMSONOV	DMITRY KULIKOV

CAPITALS	GP	G	A	P	+/-	PIM	PPG	SH	GW	EN	S	%	JETS	GP	G	A	P	+/-	PIM	PP	SH	GW	EN	S	%
DMITRY ORLOV	2	0	2	2	1	2	0	0	0	0	3	0.0	MARK SCHEIFELE	2	2	1	3	4	0	0	0	0	1	2	100.0
ALEX OVECHKIN	2	1	0	1	0	0	0	0	0	0	8	12.5	KYLE CONNOR	2	2	1	3	2	0	0	0	0	0	8	25.0
JAKUB VRANA	2	1	0	1	-1	0	0	0	0	0	6	16.7	NIKOLAJ EHLERS	2	1	1	2	1	0	0	0	0	0	8	12.5
GARNET HATHAWAY	2	1	0	1	1	5	0	0	0	0	2	50.0	CODY EAKIN	4	0	2	2	0	6	0	0	0	0	4	0.0
RICHARD PANIK	2	0	1	1	1	0	0	0	0	0	3	0.0	DMITRY KULIKOV	2	1	0	1	2	2	0	0	1	0	2	50.0
ILYA KOVALCHUK	4	0	1	1	-1	0	0	0	0	0	10	0.0	ANTHONY BITETTO	2	0	1	1	1	7	0	0	0	0	4	0.0
NIC DOWD	2	0	1	1	1	0	0	0	0	0	5	0.0	NEAL PIONK	2	0	1	1	3	2	0	0	0	0	13	0.0
T.J. OSHIE	2	0	1	1	-2	0	0	0	0	0	4	0.0	DYLAN DEMELO	4	0	1	1	-3	4	0	0	0	0	1	0.0
EVGENY KUZNETSOV	2	0	1	1	-1	2	0	0	0	0	7	0.0	BLAKE WHEELER	2	0	1	1	2	0	0	0	0	0	3	0.0
NICK JENSEN	2	0	0	0	2	0	0	0	0	0	1	0.0	JACK ROSLOVIC	2	0	1	1	1	0	0	0	0	0	6	0.0
BRENDEN DILLON	5	0	0	0	1	14	0	0	0	0	6	0.0	TUCKER POOLMAN	2	0	0	0	0	0	0	0	0	0	2	0.0
MICHAL KEMPNY	2	0	0	0	-2	0	0	0	0	0	2	0.0	ANDREW COPP	2	0	0	0	-2	0	0	0	0	0	4	0.0
NICKLAS BACKSTROM	2	0	0	0	-2	0	0	0	0	0	4	0.0	NICHOLAS SHORE	4	0	0	0	0	2	0	0	0	0	0	0.0
LARS ELLER	2	0	0	0	-2	2	0	0	0	0	5	0.0	PATRIK LAINE	2	0	0	0	-1	0	0	0	0	0	2	0.0
CHANDLER STEPHENSON	1	0	0	0	0	0	0	0	0	0	2	0.0	GABRIEL BOURQUE	2	0	0	0	0	0	0	0	0	0	0	0.0
RADKO GUDAS	2	0	0	0	-2	4	0	0	0	0	1	0.0	JANSEN HARKINS	2	0	0	0	0	0	0	0	0	0	2	0.0
TOM WILSON	2	0	0	0	-1	0	0	0	0	0	2	0.0	MASON APPLETON	2	0	0	0	1	0	0	0	0	0	2	0.0
CARL HAGELIN	2	0	0	0	-2	0	0	0	0	0	4	0.0	NATHAN BEAULIEU	2	0	0	0	0	0	0	0	0	0	5	0.0
JOHN CARLSON	2	0	0	0	-3	0	0	0	0	0	5	0.0													

GOALTENDERS	GP	MIN	GA	GAA	SO	W	L	OT	SA	SV%	GOALTENDERS	GP	MIN	GA	GAA	SO	W	L	OT	SA	SV%
BRADEN HOLTBY	1	65	3	2.77	0	1	0	0	33	.909	CONNOR HELLEBUYCK	1	60	0	.00	1	1	0	0	34	1.000
ILYA SAMSONOV	1	59	2	2.03	0	0	1	0	31	.935	LAURENT BROSSOIT	1	65	3	2.77	0	0	0	1	37	.919

POWER PLAY: 4 - 4 (0%)

PENALTY KILLING: 6 - 6 (100%)

POWER PLAY: 0 - 6 (0%)

PENALTY KILLING: 4 - 4 (100%)



Playoff History

YEAR-BY-YEAR PLAYOFF RECORDS

Year	Series	W	L	GP	W	L	GF	GA	Result
2018-19	1	0	1	7	3	4	20	21	Reached First Round
2017-18	4	4	0	24	16	8	86	61	Won Stanley Cup
2016-17	2	1	1	13	7	6	36	36	Reached Second Round
2015-16	2	1	1	12	6	6	29	22	Reached Second Round
2014-15	2	1	1	14	7	7	28	28	Reached Second Round
2012-13	1	0	1	7	3	4	12	16	Reached ECQF
2011-12	2	1	1	14	7	7	29	30	Reached ECSF
2010-11	2	1	1	9	4	5	23	24	Reached ECSF
2009-10	1	0	1	7	3	4	22	20	Reached ECQF
2008-09	2	1	1	14	7	7	41	38	Reached ECSF
2007-08	1	0	1	7	3	4	20	23	Reached ECQF
2002-03	1	0	1	6	2	4	15	14	Reached ECQF
2000-01	1	0	1	6	2	4	10	14	Reached ECQF
1999-00	1	0	1	5	1	4	8	17	Reached ECQF
1997-98	4	3	1	21	12	9	53	44	Reached SCF
1995-96	1	0	1	6	2	4	17	21	Reached ECQF
1994-95	1	0	1	7	3	4	26	29	Reached ECQF
1993-94	2	1	1	11	5	6	32	32	Reached ECSF
1992-93	1	0	1	6	2	4	22	23	Reached DSF
1991-92	1	0	1	7	3	4	27	25	Reached DSF
1990-91	2	1	1	11	5	6	29	35	Reached CF
1989-90	3	2	1	15	8	7	49	48	Reached CF
1988-89	1	0	1	6	2	4	19	25	Reached DSF
1987-88	2	1	1	14	7	7	54	50	Reached DF
1986-87	1	0	1	7	3	4	19	19	Reached DSF
1985-86	2	1	1	9	5	4	36	24	Reached DF
1984-85	1	0	1	5	2	3	12	14	Reached DSF
1983-84	2	1	1	8	4	4	28	25	Reached DF
1982-83	1	0	1	4	1	3	11	19	Reached DSF
29-Year Totals	48	20	28	282	135	147	813	797	

ALL-TIME PLAYOFF RECORD VS. OPPONENTS – SERIES

Opponent	Series	W	L	Last Meeting	Round	Result
Boston	3	2	1	2011-12	ECQF	W, 4-3
Buffalo	1	1	0	1997-98	ECF	W, 4-2
Carolina	1	0	1	2018-19	ECFR	L, 3-4
Columbus	1	1	0	2017-18	ECFR	W, 4-2
Detroit	1	0	1	1997-98	SCF	L, 0-4
Montreal	1	0	1	2009-10	ECQF	L, 3-4
New Jersey	2	1	1	1989-90	ECQF	W, 4-2
NY Islanders	7	2	5	2014-15	ECFR	W, 4-3
NY Rangers	9	4	5	2014-15	ECSR	L, 3-4
Ottawa	1	1	0	1997-98	ECSF	W, 4-1
Philadelphia	5	3	2	2015-16	ECFR	W, 4-2
Pittsburgh	11	2	9	2017-18	ECSR	W, 4-2
Tampa Bay	3	1	2	2017-18	ECF	W, 4-3
Toronto	1	1	0	2016-17	ECFR	W, 4-2
Vegas	1	1	0	2017-18	SCF	W, 4-1

ALL-TIME PLAYOFF RECORD VS. OPPONENTS – GAMES

Opponent	TOTAL					HOME					AWAY				
	GP	W	L	GF	GA	GP	W	L	GF	GA	GP	W	L	GF	GA
Boston	17	8	9	37	43	8	2	6	17	25	9	6	3	20	18
Buffalo	6	4	2	13	11	3	1	2	4	6	3	3	0	9	5
Carolina	7	3	4	20	21	4	3	1	17	9	3	0	3	3	12
Columbus	6	4	2	24	18	3	1	2	11	12	3	3	0	13	6
Detroit	4	0	4	7	13	2	0	2	2	6	2	0	2	5	7
Montreal	7	3	4	22	20	4	1	3	10	12	3	2	1	12	8
New Jersey	13	7	6	44	43	7	3	4	15	17	6	4	2	29	26
NY Islanders	37	16	21	104	114	20	10	10	57	61	17	6	11	47	53
NY Rangers	55	28	27	144	134	27	18	9	69	53	28	10	18	75	81
Ottawa	5	4	1	18	7	3	3	0	13	3	2	1	1	5	4
Philadelphia	29	16	13	99	84	16	10	6	53	45	13	6	7	46	39
Pittsburgh	68	28	40	195	214	35	16	19	91	98	32	12	21	104	116
Tampa Bay	17	6	11	48	45	8	1	7	16	24	9	5	4	32	21
Toronto	6	4	2	18	16	3	2	1	8	7	3	2	1	10	9
Vegas	5	4	1	20	14	2	2	0	9	3	2	2	1	11	11
Totals	281	135	147	813	797	145	73	72	392	381	137	62	75	421	416

PLAYOFF RECORDS BY GAME

GAME 1:	28-20	Home: 19-11	Road: 9-9
GAME 2:	25-23	Home: 16-13	Road: 9-10
	When Leading, 1-0: 13-15		
	When Trailing, 0-1: 12-8		
GAME 3:	18-30	Home: 5-13	Road: 13-17
	When Leading, 2-0: 4-9		
	When Tied, 1-1: 11-16		
	When Trailing, 0-2: 3-5		
GAME 4:	23-23	Home: 11-8	Road: 12-15
	When Leading, 3-0: 0-1		
	When Leading, 2-1: 12-10		
	When Trailing, 1-2: 9-9		
	When Trailing, 0-3: 2-3		
GAME 5:	19-23	Home: 14-13	Road: 5-10
	When Leading, 3-1: 4-9		
	When Tied, 2-2: 9-10		
	When Trailing, 1-3: 6-4		
GAME 6:	17-16	Home: 5-5	Road: 12-11
	When Leading, 3-2: 9-9		
	When Trailing, 2-3: 8-7		
GAME 7:	5-12	Home: 3-9	Road: 2-3

All-Time Playoff Scoring

	Player	GP	G	A	PTS	PIM	PPG	SH	GW		Player	GP	G	A	PTS	PIM	PPG	SH	GW
1.	Alex Ovechkin*	128	65	61	126	73	24	0	9		Jeff Halpern	19	4	5	9	23	2	0	2
2.	Nicklas Backstrom*	123	36	70	106	58	9	0	7	64.	Jakub Vrana*	30	3	5	8	8	1	0	2
3.	Dale Hunter	100	25	47	72	372	11	0	2		Devante Smith-Pelly*	27	7	1	8	12	0	0	2
4.	John Carlson*	107	18	42	60	42	12	0	1		John Tucker	12	1	7	8	0	0	0	0
	Mike Ridley	76	19	41	60	40	3	1	2	67.	Chandler Stephenson*	30	2	5	7	10	0	1	0
6.	Evgeny Kuznetsov*	70	24	33	57	42	4	0	4		John Erskine	39	1	6	7	32	0	0	0
7.	Peter Bondra	73	30	26	56	54	13	0	6		David Steckel	24	4	3	7	8	0	0	1
8.	Michal Pivonka	95	19	36	55	86	5	1	1		Robert Rouse	21	4	3	7	51	1	0	0
9.	Calle Johansson	95	12	42	54	42	4	0	1		Joseph Reekie	48	3	4	7	57	0	1	1
10.	Scott Stevens	67	9	44	53	180	4	0	2		Doug Jarvis	17	3	4	7	8	0	0	0
11.	Kevin Hatcher	83	16	32	48	224	4	2	1		Jaromir Jagr	6	2	5	7	2	1	0	0
12.	Kelly Miller	100	17	30	47	59	1	4	2	74.	Kevin Shattenkirk	13	1	5	6	6	1	0	1
13.	T.J. Oshie*	53	19	26	45	50	10	0	5		Eric Fehr	33	5	1	6	10	0	0	0
14.	Mike Gartner	47	16	27	43	61	4	0	1		Esa Tikkanen	21	3	3	6	20	1	0	0
15.	Joseph Juneau	44	13	28	41	22	3	1	5		Dave Tippett	17	2	4	6	8	0	0	0
16.	Dave Christian	49	17	19	36	17	4	0	1		Garry Galley	15	2	4	6	13	0	0	0
17.	Mike Green	71	9	26	35	75	6	0	2		Michael Eagles	25	1	5	6	8	0	0	0
	Dino Ciccarelli	32	21	14	35	54	8	0	3		Yvon Coriveau	18	1	5	6	32	0	0	0
19.	Alexander Semin	51	15	19	34	46	5	0	4		Jason Arnott	9	1	5	6	2	1	0	0
20.	Brooks Laich	65	10	22	32	26	2	0	1	82.	Michal Kempny*	24	2	3	5	10	0	0	0
21.	Sergei Gonchar	51	13	18	31	48	5	1	3		Nate Schmidt	21	1	4	5	6	0	0	0
22.	Marcus Johansson	69	9	21	30	6	2	0	2		Tomas Fleischmann	22	3	2	5	10	1	0	1
23.	Bengt-Ake Gustafsson	32	9	19	28	16	6	0	1		Michael Nylander	9	3	2	5	10	1	0	1
24.	Lars Eller*	44	8	18	26	30	1	0	3		Bryan Erickson	8	2	3	5	7	1	0	0
	Dmitri Khristich	45	9	17	26	33	4	0	1		Pat Elynuik	6	2	3	5	19	0	0	0
	Larry Murphy	42	9	17	26	51	5	0	2		Boyd Gordon	36	1	4	5	10	0	1	0
	Jason Chimera	63	12	14	26	30	0	0	6	89.	Mathieu Perreault	11	1	3	4	0	0	0	0
28.	Tom Wilson*	69	11	14	25	105	1	0	1		Brendan Witt	31	4	0	4	26	1	0	0
29.	Robert Gould	50	12	12	24	50	1	2	1		Chris Simon	28	3	1	4	54	0	0	0
30.	Bobby Carpenter	32	10	13	23	53	3	0	1		Timothy Bergland	26	2	2	4	22	0	0	0
31.	Matt Niskanen*	70	2	20	22	33	1	0	0		Pat Peake	13	2	2	4	20	2	0	0
32.	John Druce	34	16	4	20	32	9	1	5		David Poulin	13	2	2	4	19	0	0	0
	Sylvain Cote	40	6	14	20	30	1	0	0		Dainius Zubrus	12	2	2	4	6	1	0	0
	Adam Oates	32	6	14	20	12	1	1	1		Randy Burridge	17	1	3	4	12	0	0	0
	Goeff Courtinall	21	6	14	20	44	2	0	2		Roman Hamrik	14	1	3	4	12	0	0	0
36.	Jay Beagle*	85	8	11	19	26	1	0	2		Glen Currie	12	1	3	4	4	0	0	0
	Alan Haworth	32	8	11	19	24	2	0	1		Andrew Brunette	6	1	3	4	0	0	0	0
38.	Andre Burakovsky*	56	9	9	18	12	0	0	1		Philip Housley	18	0	4	4	4	0	0	0
	Joel Ward	35	5	13	18	14	1	0	2		Trevor Linden	6	0	4	4	14	0	0	0
	Rod Langway	78	2	16	18	55	1	0	1	102.	Braden Holtby*	89	0	3	3	6	0	0	0
41.	Steve Konowalchuk	39	5	12	17	44	2	2	0		Lou Franceschetti	33	2	1	3	83	0	0	1
42.	Dmitry Orlov*	55	2	14	16	12	0	0	0		Gregory Smith	25	2	1	3	43	0	1	0
	Justin Williams	25	6	10	16	20	1	0	1		Robert Joyce	14	2	1	3	9	0	0	0
	Al Iafate	23	11	5	16	40	4	0	2		John Barrett	9	2	1	3	35	0	0	1
	Gaetan Duchesne	33	10	6	16	39	0	1	1		Robert Lang	6	2	1	3	2	0	0	1
	Andrei Nikolishin	32	1	15	16	18	1	0	0		Alan May	39	1	2	3	80	0	0	1
47.	Brian Bellows	21	6	7	13	6	2	0	1		Ken Klee	34	1	2	3	38	0	0	0
	Gregory Adams	36	2	11	13	132	1	0	0		Mark Tinordi	28	1	2	3	60	0	0	0
	Sergei Fedorov	21	2	11	13	20	0	0	1		Michael Lalor	10	1	2	3	22	0	0	0
50.	Tom Poti	27	2	10	12	17	1	0	0		Marco Sturm	9	1	2	3	4	1	0	0
	Todd Krygier	35	8	4	12	36	0	1	2		Jorgen Pettersson	8	1	2	3	2	1	0	0
	Stephen Leach	44	6	6	12	28	1	0	1		Dennis Wideman	14	0	3	3	2	0	0	0
53.	Brooks Orpik*	64	2	9	11	44	0	0	2	115.	Alex Chiasson*	16	1	1	2	4	0	0	0
	Brett Connolly*	38	8	3	11	12	1	0	0		Milan Jurcina	21	2	0	2	18	0	1	0
	Karl Alzner	64	3	8	11	16	0	0	1		Peter Sundstrom	14	2	0	2	6	0	1	1
	Matt Bradley	37	3	8	11	8	0	1	1		Matt Hendricks	21	1	1	2	10	0	0	0
	Mike Knuble	24	6	5	11	20	1	1	0		Nick Kypreos	16	1	1	2	53	0	0	0
58.	Richard Zednik	22	7	3	10	21	2	0	0		Donald Brashear	11	1	1	2	18	0	0	0
	Craig Laughlin	27	6	4	10	18	1	0	4		John Slaney	11	1	1	2	2	1	0	0
60.	Troy Brouwer	35	3	6	9	28	1	0	1		Mike Ribeiro	7	1	1	2	10	0	0	1
	Keith Jones	26	4	5	9	75	1	0	0		Joe Corvo	7	1	1	2	4	0	0	0
	Viktor Kozlov	21	4	5	9	8	0	0	1		Mike Grier	6	1	1	2	2	0	0	0

All-Time Playoff Scoring

	Player	GP	G	A	PTS	PIM	PPG	SH	GW
	Dennis Maruk	4	1	1	2	2	0	0	0
	Shaone Morrison	26	0	2	2	16	0	0	0
	Brian Pothier	13	0	2	2	8	0	0	0
	James Johnson	13	0	2	2	14	0	0	0
	Ulf Dahlen	11	0	2	2	4	0	0	0
	Darren Veitch	10	0	2	2	19	0	0	0
	Paul Cavallini	6	0	2	2	18	0	0	0
	Kip Miller	5	0	2	2	2	0	0	0
	Brian Engblom	4	0	2	2	2	0	0	0
	Jeff Brown	2	0	2	2	0	0	0	0
	Keith Aucoin	14	0	2	2	2	0	0	0
136.	Nic Dowd	7	1	0	1	6	0	0	0
	Carl Hagelin	7	0	1	1	0	0	0	0
	Christian Djoos*	25	0	1	1	4	0	0	0
	Nathan Walker*	1	0	1	1	0	0	0	0
	Jakub Jerabek*	2	0	1	1	2	0	0	0
	Taylor Chorney	7	0	1	1	4	0	0	0
	Tim Gleason	14	0	1	1	5	0	0	0
	Curtis Glencross	10	1	0	1	2	0	0	0
	Jack Hillen	7	0	1	1	6	0	0	0
	Steve Oleksy	7	0	1	1	4	0	0	0
	Craig Berube	38	1	0	1	90	0	0	1
	Grant Ledyard	14	1	0	1	30	0	0	0
	Shawn Anderson	14	1	0	1	12	0	0	0
	Gary Sampson	12	1	0	1	0	0	0	0
	Chris Clark	8	1	0	1	8	0	0	0
	Edward Kastelic	6	1	0	1	32	1	0	0
	Steve Eminger	5	1	0	1	2	0	0	0
	Jason Woolley	4	1	0	1	4	0	0	1
	Kenneth Houston	4	1	0	1	4	0	0	0
	Robert Pearson	3	1	0	1	17	0	0	1
	Grant Martin	1	1	0	1	2	0	0	0
	Neil Sheehy	21	0	1	1	130	0	0	0
	Al Jensen	12	0	1	1	4	0	0	0
	Scott Hannan	9	0	1	1	2	0	0	0
	David Shand	8	0	1	1	13	0	0	0
	Paul MacDermid	7	0	1	1	22	0	0	0
	Eric Belanger	7	0	1	1	4	0	0	0
	Brad Schlegel	7	0	1	1	2	0	0	0
	John Blum	6	0	1	1	4	0	0	0
	Sergei Berezin	6	0	1	1	0	0	0	0
	Jason Doig	6	0	1	1	6	0	0	0
	Brendan Morrison	5	0	1	1	2	0	0	0
	Mike McEwen	5	0	1	1	4	0	0	0
	Peter Andersson	5	0	1	1	2	0	0	0
	Greg Theberge	4	0	1	1	0	0	0	0
	Stewart Holt	4	0	1	1	20	0	0	0
	Tyler Sloan	4	0	1	1	0	0	0	0
	Ivan Ciernik	2	0	1	1	6	0	0	0
	Christopher Felix	2	0	1	1	0	0	0	0
176.	Nick Jensen	36	0	1	1	4	0	0	0
	Jonas Siegenthaler	7	0	0	0	2	0	0	0
	Shane Gersich*	4	0	0	0	0	0	0	0
	Travis Boyd*	2	0	0	0	0	0	0	0

Player	GP	G	A	PTS	PIM	PP	SH	GW
Daniel Winnik	25	0	0	0	4	0	0	0
Trent Whitfield	14	0	0	0	12	0	0	0
Timo Blomqvist	13	0	0	0	24	0	0	0
Mike Richards	12	0	0	0	4	0	0	0
David Jensen	11	0	0	0	2	0	0	0
Ken Sabourin	11	0	0	0	34	0	0	0
Joseph Sacco	11	0	0	0	6	0	0	0
Rob Zettler	11	0	0	0	2	0	0	0
Rob Murray	9	0	0	0	18	0	0	0
Kevin Kaminski	8	0	0	0	52	0	0	0
Matt Cooke	7	0	0	0	4	0	0	0
Joel Kwiatkowski	6	0	0	0	2	0	0	0
Eric Charron	6	0	0	0	8	0	0	0
Steve Poapst	6	0	0	0	0	0	0	0
Rick Tabaracci	6	0	0	0	4	0	0	0
Stefan Ustorf	5	0	0	0	0	0	0	0
Joe Murphy	5	0	0	0	8	0	0	0
Doug Wickenheiser	5	0	0	0	2	0	0	0
Brian Sutherby	5	0	0	0	10	0	0	0
Michael Latta	4	0	0	0	2	0	0	0
Martin Erat	4	0	0	0	4	0	0	0
Dmitri Mironov	4	0	0	0	4	0	0	0
Todd Nelson	4	0	0	0	0	0	0	0
Kent Paynter	4	0	0	0	10	0	0	0
Bob Mason	4	0	0	0	0	0	0	0
Terry Yake	3	0	0	0	0	0	0	0
Glen Metropolit	3	0	0	0	2	0	0	0
Dwight Schofield	3	0	0	0	14	0	0	0
Scot Kleinendorst	3	0	0	0	0	0	0	0
Jeff Nelson	3	0	0	0	4	0	0	0
Mark Taylor	3	0	0	0	0	0	0	0
Mike Weber	2	0	0	0	0	0	0	0
Andre Hidi	2	0	0	0	0	0	0	0
Milan Novy	2	0	0	0	0	0	0	0
Igor Ulanov	2	0	0	0	4	0	0	0
Jeff Greenlaw	2	0	0	0	21	0	0	0
Christopher Valentine	2	0	0	0	4	0	0	0
Jeff Toms	1	0	0	0	0	0	0	0
Scott Walker	1	0	0	0	0	0	0	0
Mikko Leinonen	1	0	0	0	0	0	0	0
Sean Collins	1	0	0	0	0	0	0	0
Steve Maltais	1	0	0	0	0	0	0	0
Grant Jennings	1	0	0	0	0	0	0	0
Jaroslav Svejksky	1	0	0	0	2	0	0	0
Nolan Baumgartner	1	0	0	0	10	0	0	0
Edward Bulley	1	0	0	0	0	0	0	0
Jim McKenzie	1	0	0	0	0	0	0	0
Craig Billington	1	0	0	0	0	0	0	0
Paul Carey	1	0	0	0	0	0	0	0

*Indicates 2018 Stanley Cup Champion

CAREER LEADERS

GAMES PLAYED

1.	Alex Ovechkin 128
2.	Nicklas Backstrom 123
3.	John Carlson 107
4.	Dale Hunter 100
5.	Kelly Miller 100
6.	Michal Pivonka 95
7.	Calle Johansson 95
8.	Jay Beagle 85
9.	Kevin Hatcher 83
10.	Rod Langway 78

POWER-PLAY GOALS

1.	Alex Ovechkin 24
2.	Peter Bondra 13
3.	John Carlson 12
4.	Dale Hunter 11
5.	T.J. Oshie 10

GOALS

1.	Alex Ovechkin 65
2.	Nicklas Backstrom 36
3.	Peter Bondra 30
4.	Dale Hunter 25
5.	Evgeny Kuznetsov 24
6.	Dino Ciccarelli 21
7.	T.J. Oshie 19
8.	Mike Ridley 19
9.	Michal Pivonka 19
10.	John Carlson 18

ASSISTS

1.	Nicklas Backstrom 70
2.	Alex Ovechkin 61
3.	Dale Hunter 47
4.	Scott Stevens 44
5.	John Carlson 42
6.	Calle Johansson 42
7.	Mike Ridley 41
8.	Michal Pivonka 36
9.	Evgeny Kuznetsov 33
10.	Kevin Hatcher 32

SHORTHANDED GOALS

1.	Kelly Miller 4
2.	Kevin Hatcher 2
3.	Robert Gould 2
4.	Steve Konowalchuk 2
5.	16 tied with 1

PENALTY MINUTES

1.	Dale Hunter 372
2.	Kevin Hatcher 224
3.	Scott Stevens 180
4.	Gregory Adams 132
5.	Neil Sheehy 130
6.	Tom Wilson 105
7.	Craig Berube 90
8.	Michal Pivonka 86
9.	Lou Franceschetti 83
10.	Alan May 80

GAME-WINNING GOALS

1.	Alex Ovechkin 9
2.	Nicklas Backstrom 7
3.	Peter Bondra 6
4.	Jason Chimera 6
5.	T.J. Oshie 5
6.	Joseph Juneau 5
7.	John Druce 5

All-Time Playoff Goaltending

PLAYOFF GOALTENDING BY GOALS-AGAINST AVERAGE

Player	GP	MIN	W	L	GA	AVG	SO	SA	PCT
Robert Mason	4	309	2	2	9	1.75	1	143	.937
Braden Holtby*	89	5,531	48	41	193	2.09	7	2,675	.928
Olie Kolzig	45	2,797	20	24	100	2.14	6	1,376	.927
Michal Neuvirth	9	590	4	5	23	2.34	1	261	.912
Semyon Varlamov	19	1,107	10	9	46	2.49	2	542	.915
Byron Dafe	3	138	0	2	6	2.61	0	42	.857
Rick Tabaracci	6	415	1	5	20	2.89	0	210	.905
Pat Riggin	10	453	2	5	22	2.91	0	120	.876
Cristobal Huet	7	451	3	4	22	2.93	0	242	.909
Don Beaupre	36	1,992	18	15	99	2.98	2	948	.896
Craig Billington	1	20	0	0	1	3.00	0	6	.833
Pete Peeters	30	1,736	15	15	91	3.15	0	817	.888
Al Jensen	12	598	5	5	32	3.21	0	206	.886
Mike Liut	11	555	4	5	32	3.46	0	252	.873
Jose Theodore	4	178	0	2	11	3.71	0	73	.849
Philipp Grubauer*	4	184	1	1	13	4.24	0	79	.835
Jim Carey	10	455	2	5	35	4.61	0	190	.816
Clint Malarchuk	4	193	0	2	15	4.65	0	95	.842

*Indicates 2018 Stanley Cup Champion

GAMES PLAYED

1. Braden Holtby	89
2. Olie Kolzig.....	45
3. Don Beaupre.....	36
4. Pete Peeters.....	30
5. Semyon Varlamov.....	19

MINUTES

1. Braden Holtby	5,531
2. Olie Kolzig.....	2,799
3. Don Beaupre.....	1,992
4. Pete Peeters.....	1,736
5. Semyon Varlamov.....	1,107

WINS

1. Braden Holtby	48
2. Olie Kolzig.....	20
3. Don Beaupre.....	18
4. Pete Peeters.....	15
5. Semyon Varlamov.....	10

SHUTOUTS

1. Braden Holtby	7
2. Olie Kolzig.....	6
3. Don Beaupre.....	2
Semyon Varlamov.....	2
5. Michal Neuvirth.....	1
Robert Mason.....	1

ALL-TIME SHUTOUTS

Shutouts For (19)

Date	Opponent	Score	Goaltender
4/20/19	vs. Carolina	6-0	Braden Holtby
5/23/18	@ Tampa Bay	4-0	Braden Holtby
5/21/18	Tampa Bay	3-0	Braden Holtby
4/24/16	@ Philadelphia	1-0	Braden Holtby
4/14/16	Philadelphia	2-0	Braden Holtby
5/4/15	NY Rangers	1-0	Braden Holtby
5/4/13	NY Rangers	1-0 (OT)	Braden Holtby
4/15/11	NY Rangers	2-0	Michal Neuvirth
4/24/09	NY Rangers	4-0	Semyon Varlamov
4/20/09	@ NY Rangers	4-0	Semyon Varlamov
4/10/03	@ Tampa Bay	3-0	Olie Kolzig
4/12/01	Pittsburgh	1-0	Olie Kolzig
5/30/98	@ Buffalo	2-0	Olie Kolzig
5/15/98	Ottawa	3-0	Olie Kolzig
5/13/98	@ Ottawa	2-0	Olie Kolzig
4/28/98	@ Boston	3-0	Olie Kolzig
4/21/94	Pittsburgh	2-0	Don Beaupre
4/5/91	@ NY Rangers	3-0	Don Beaupre
4/11/87	@ NY Islanders	2-0	Bob Mason

Shutouts Against (16)

Date	Opponent	Score	Goaltender
4/15/19	@ Carolina	0-5	Petr Mrazek
5/10/17	Pittsburgh	0-2	Marc-Andre Fleury
4/22/16	Philadelphia	0-2	Michal Neuvirth
5/13/13	NY Rangers	0-5	Henrik Lundqvist
5/12/13	@ NY Rangers	0-1	Henrik Lundqvist
4/12/12	@ Boston	0-1	Tim Thomas
4/18/09	NY Rangers	0-1	Henrik Lundqvist
4/13/08	Philadelphia	0-2	Martin Biron
4/16/01	@ Pittsburgh	0-3	Johan Hedberg
4/13/00	Pittsburgh	0-7	Ron Tugnutt
5/23/98	Buffalo	0-2	Dominik Hasek
5/1/98	Boston	0-4	Byron Dafe
5/18/95	@ Pittsburgh	0-3	Ken Wregget
5/5/94	NY Rangers	0-3	Mike Richter
4/7/91	NY Rangers	0-6	Mike Richter
5/5/90	@ Boston	0-3	Andy Moog

Playoff Overtimes

CAPITALS OVERTIME WINS

	Date	Opponent	Goal Scorer	Time	Game	Score
1.	4/10/85	NY Islanders	Alan Haworth	2:28	1	4-3
2.	4/11/85	NY Islanders (2 OT)	Mike Gartner	21:23	2	2-1
3.	4/16/88	Philadelphia	Dale Hunter	5:57	7	5-4
4.	4/8/89	Philadelphia	Kelly Miller	:51	3	4-3
5.	4/5/90	@ New Jersey	Dino Ciccarelli	5:34	1	5-4
6.	4/25/90	NY Rangers	Rod Langway	:34	4	4-3
7.	4/27/90	@ NY Rangers	John Druce	6:48	5	2-1
8.	4/11/91	@ NY Rangers	Dino Ciccarelli	6:44	5	5-4
9.	4/26/98	@ Boston (2 OT)	Joe Juneau	26:31	3	3-2
10.	5/3/98	@ Boston	Brian Bellows	15:24	6	3-2
11.	5/25/98	Buffalo	Todd Krygier	3:01	2	3-2
12.	5/28/98	@ Buffalo	Peter Bondra	9:37	3	4-3
13.	6/4/98	@ Buffalo	Joe Juneau	6:24	6	3-2
14.	4/18/01	@ Pittsburgh	Jeff Halpern	4:01	4	4-3
15.	5/11/09	@ Pittsburgh	David Steckel	6:22	6	5-4
16.	4/17/10	Montreal	Nicklas Backstrom	:31	2	6-5
17.	4/13/11	NY Rangers	Alexander Semin	18:24	1	2-1
18.	4/20/11	@ NY Rangers (2 OT)	Jason Chimera	32:36	4	4-3
19.	4/14/2012	@ Boston (2 OT)	Nicklas Backstrom	22:56	2	2-1
20.	4/25/2012	@ Boston	Joel Ward	2:57	7	2-1
21.	5/4/13	NY Rangers	Mike Green	8:00	2	1-0
22.	5/10/13	NY Rangers	Mike Ribeiro	9:24	5	2-1
23.	4/21/15	@ NY Islanders	Nicklas Backstrom	11:09	4	2-1
24.	4/28/16	Pittsburgh	T.J. Oshie	9:33	1	4-3
25.	4/13/17	Toronto	Tom Wilson	5:15	1	3-2
26.	4/21/17	Toronto	Justin Williams	1:04	5	2-1
27.	4/23/17	@ Toronto	Marcus Johansson	6:31	6	2-1
28.	5/1/17	@ Pittsburgh	Kevin Shattenkirk	3:13	3	3-2
29.	4/17/18	@ Columbus (2 OT)	Lars Eller	29:00	3	3-2
30.	4/21/18	Columbus	Nicklas Backstrom	11:53	5	4-3
31.	5/7/18	@Pittsburgh	Evgeny Kuznetsov	5:27	6	2-1
32.	4/13/19	Carolina	Brooks Orpik	1:48	2	4-3

CAPITALS OVERTIME LOSSES

	Date	Opponent	Goal Scorer	Time	Game	Score
1.	4/13/84	@ NY Islanders	Anders Kallur	7:35	2	4-5
2.	4/17/86	NY Rangers	Brian MacLellan	1:16	1	3-4
3.	4/23/86	@ NY Rangers	Bob Brooke	2:40	4	5-6
4.	4/18/87	NY Islanders (4 OT)	Pat LaFontaine	68:47	7	2-3
5.	4/10/88	@ Philadelphia	Murray Craven	1:18	4	4-5
6.	4/19/91	@ Pittsburgh	Kevin Stevens	8:10	2	6-7
7.	4/20/93	NY Islanders (2 OT)	Brian Mullen	34:50	2	4-5
8.	4/22/93	@ NY Islanders	Ray Ferraro	4:46	3	3-4
9.	4/24/93	@ NY Islanders (2 OT)	Ray Ferraro	25:40	4	3-4
10.	5/14/95	@ Pittsburgh	Luc Robitaille	4:30	5	5-6
11.	4/24/96	Pittsburgh (4 OT)	Petr Nedved	79:15	4	2-3
12.	4/24/98	Boston (2 OT)	Darren Van Impe	20:54	2	3-4
13.	6/11/98	@ Detroit	Kris Draper	15:24	2	4-5
14.	4/15/00	@ Pittsburgh	Jaromir Jagr	5:49	2	1-2
15.	4/24/01	@ Pittsburgh	Martin Straka	13:04	6	3-4
16.	4/15/03	Tampa Bay	Vincent Lecavalier	2:29	3	3-4
17.	4/20/03	Tampa Bay (3 OT)	Martin St. Louis	44:03	6	1-2
18.	4/17/08	@ Philadelphia (2 OT)	Mike Knuble	26:40	4	3-4
19.	4/22/08	Philadelphia	Joffrey Lupul	6:06	7	2-3
20.	5/6/09	@ Pittsburgh	Kris Letang	11:23	3	2-3
21.	5/9/09	Pittsburgh	Evgeni Malkin	3:28	5	3-4
22.	4/15/10	Montreal	Tomas Plekanec	13:19	1	2-3
23.	5/1/11	Tampa Bay	Vincent Lecavalier	6:19	2	2-3
24.	4/12/2012	@ Boston	Chris Kelly	1:18	1	0-1
25.	4/22/2012	Boston	Tyler Seguin	3:17	6	3-4
26.	5/2/2012	NY Rangers (3 OT)	Marian Gaborik	74:41	3	1-2
27.	5/7/2012	@ NY Rangers	Marc Staal	1:35	5	2-3
28.	4/19/15	@ NY Islanders	John Tavares	0:15	3	1-2
29.	5/8/15	@ NY Rangers	Ryan McDonagh	9:37	5	1-2
30.	5/13/15	@ NY Rangers	Derek Stepan	11:24	7	1-2
31.	5/4/16	@ Pittsburgh	Patric Hornqvist	2:34	4	2-3
32.	5/10/16	@ Pittsburgh	Nick Bonino	6:32	6	3-4
33.	4/15/17	Toronto (2 OT)	Kasperi Kapanen	11:53	2	3-4
34.	4/17/17	@ Toronto	Tyler Bozak	1:37	3	3-4
35.	4/12/18	Columbus	Artemi Panarin	6:02	1	3-4
36.	4/15/17	Columbus	Matt Calvert	12:22	2	4-5
37.	4/24/19	Carolina (2 OT)	Brock McGinn	31:05	7	3-4

OVERTIME RECORD BY YEAR

Year	Total			Home			Away		
	GP	W	L	GP	W	L	GP	W	L
2018-19	2	1	1	2	1	1	0	0	0
2017-18	5	3	2	3	1	2	2	2	0
2016-17	6	4	2	3	2	1	3	2	1
2015-16	3	1	2	1	1	0	2	0	2
2014-15	4	1	3	0	0	0	4	1	3
2012-13	2	2	0	2	2	0	0	0	0
2011-12	6	2	4	2	0	2	4	2	2
2010-11	3	2	1	2	1	1	1	1	0
2009-10	2	1	1	2	1	1	0	0	0
2008-09	3	1	2	1	0	1	2	1	1
2007-08	2	0	2	1	0	1	1	0	1
2002-03	2	0	2	2	0	2	0	0	0
2000-01	2	1	1	0	0	0	2	1	1
1999-00	1	0	1	0	0	0	1	0	1
1997-98	7	5	2	2	1	1	5	4	1
1995-96	1	0	1	1	0	1	0	0	0
1994-95	1	0	1	0	0	0	1	0	1
1993-94	0	0	0	0	0	0	0	0	0
1992-93	3	0	3	1	0	1	2	0	2
1991-92	0	0	0	0	0	0	0	0	0
1990-91	2	1	1	0	0	0	2	1	1
1989-90	3	3	0	1	1	0	2	2	0
1988-89	1	1	0	1	1	0	0	0	0
1987-88	2	1	1	1	1	0	1	0	1
1986-87	1	0	1	1	0	1	0	0	0
1985-86	2	0	2	1	0	1	1	0	1
1984-85	2	2	0	2	2	0	0	0	0
1983-84	1	0	1	0	0	0	1	0	1
Totals	69	32	37	32	15	17	37	17	20

OVERTIME RECORD BY OPPONENT

Year	Total			Home			Away		
	GP	W	L	GP	W	L	GP	W	L
Boston	7	4	3	2	0	2	5	4	1
Buffalo	3	3	0	1	1	0	2	2	0
Carolina	2	1	1	2	1	1	0	0	0
Columbus	4	2	2	3	1	2	1	1	0
Detroit	1	0	1	0	0	0	1	0	1
Montreal	2	1	1	2	1	1	0	0	0
New Jersey	1	1	0	0	0	0	1	1	0
NY Islanders	9	3	6	4	2	2	5	1	4
NY Rangers	13	7	6	6	4	2	7	3	4
Ottawa	0	0	0	0	0	0	0	0	0
Philadelphia	5	2	3	3	2	1	2	0	2
Pittsburgh	14	5	9	3	1	2	11	4	7
Tampa Bay	3	0	3	3	0	3	0	0	0
Toronto	5	3	2	3	2	1	2	1	1
Totals	69	32	37	32	15	17	37	17	20

Playoff Hat Tricks & Penalty Shots

CAPITALS HAT TRICKS

	Date	Player	Opponent	Score	Goaltender
1.	4/5/90	Dino Ciccarelli	@ New Jersey	W, 5-4	Sean Burke
2.	4/21/90	John Druce	@ NY Rangers	W, 6-3	John Vanbiesbrouck, Mike Richter
3.	4/25/92	Dino Ciccarelli (4)	@ Pittsburgh	W, 7-2	Tom Barrasso, Ken Wregget
4.	4/20/93	Dale Hunter	NY Islanders	L, 4-5 2 OT	Glenn Healy
5.	4/26/93	Al Iafrate	NY Islanders	W, 6-4	Glenn Healy, Mark Fitzpatrick
6.	5/4/09	Alex Ovechkin	Pittsburgh	W, 4-3	Marc-Andre Fleury
7.	4/17/10	Nicklas Backstrom	Montreal	W, 6-5 OT	Jaroslav Halak
8.	4/28/16	T.J. Oshie	Pittsburgh	W, 4-3 OT	Matthew Murray

OPPONENTS HAT TRICKS

	Date	Player	Opponent	Score	Goaltender
1.	4/20/88	Aaron Broten	New Jersey	L, 2-5	Pete Peeters
2.	4/22/88	Mark Johnson (4)	@ New Jersey	L, 4-10	Clint Malarchuk, Pete Peeters
3.	4/22/88	Patrik Sundstrom	@ New Jersey	L, 4-10	Clint Malarchuk, Pete Peeters
4.	4/19/90	Bernie Nicholls	@ NY Rangers	L, 3-7	Mike Liut
5.	4/26/93	Ray Ferraro (4)	NY Islanders	W, 6-4	Don Beaupre
6.	5/11/98	Daniel Alfredsson	@ Ottawa	L, 3-4	Olie Kolzig
7.	5/4/09	Sidney Crosby	Pittsburgh	W, 4-3	Semyon Varlamov

CAPITALS PENALTY SHOTS

	Date	Player	Opponent	Score	Result	Goalie
1.	4/14/85	Bob Carpenter	@ NY Islanders	L, 4-6	Failed	Billy Smith
2.	5/10/95	Michal Pivonka	Pittsburgh	W, 6-2	Failed	Tom Barrasso
3.	4/24/96	Joe Juneau	Pittsburgh	L, 2-3 4 OT	Failed	Ken Wregget
4.	4/20/19	Nic Dowd	Carolina	W, 6-0	Goal	Petr Mrazek

OPPONENTS PENALTY SHOTS

	Date	Player	Opponent	Score	Result	Goalie
1.	4/9/83	Denis Potvin	NY Islanders	L, 2-6	Failed	Al Jensen
2.	4/15/08	Mike Richards	@ Philadelphia	L, 3-6	Goal	Cristobal Huet
3.	5/6/15	Carl Hagelin	NY Rangers	W, 2-1	Failed	Braden Holtby



Nic Dowd converted the first penalty shot in the playoffs in franchise history in Game 5 of the Eastern Conference first round against Carolina on April 20, 2019.

Game-by-Game Playoff Results

2018-19

Eastern Conference First Round - Washington vs. Carolina Hurricanes (best of seven) - Carolina wins series 4-3

GM	Date	Opponent	Result	Series	PP	PK	SF-SA	GWG	Goalies
1	4/11	Carolina	W, 4-2	1-0	2-4	3-3	18-29	Ovechkin	Holtby/Mrazek
2	4/13	Carolina	W, 4-3 OT	2-0	0-4	4-5	33-28	Orpik	Holtby/Mrazek
3	4/15	@ Carolina	L, 0-5	2-1	0-4	3-5	18-45	Foegle	Holtby/Mrazek
4	4/18	@ Carolina	L, 1-2	2-2	1-3	2-2	31-24	Teravainen	Holtby/Mrazek
5	4/20	Carolina	W, 6-0	3-2	3-4	5-5	28-30	Backstrom	Holtby/Mrazek
6	4/22	@ Carolina	L, 2-5	3-3	0-2	4-4	35-36	Staal	Holtby/Mrazek
7	4/24	Carolina	L, 3-4 2OT	3-4	0-3	1-1	37-42	McGinn	Holtby/Mrazek

2017-18

Eastern Conference First Round - Washington vs. Columbus Blue Jackets (best of seven) - Washington wins series 4-2

GM	Date	Opponent	Result	Series	PP	PK	SF-SA	GWG	Goalies
1	4/12	Columbus	L, 4-3 OT	0-2	2-6	2-4	30-27	Panarin	Grubauer/Bobrovsky
2	4/15	Columbus	L, 5-4 OT	0-2	3-7	2-4	58-30	Calvert	Grubauer, Holtby/Bobrovsky
3	4/17	@ Columbus	W, 3-2 2OT	1-2	1-4	4-4	45-35	Eller	Holtby/Bobrovsky
4	4/19	@ Columbus	W, 4-1	2-2	1-3	3-3	33-24	Oshie	Holtby/Bobrovsky
5	4/21	Columbus	W, 4-3 OT	3-2	1-4	5-5	29-42	Backstrom	Holtby/Bobrovsky
6	4/23	@ Columbus	W, 6-3	4-2	1-3	4-4	28-38	Smith-Pelly	Holtby/Bobrovsky

Eastern Conference Second Round - Washington vs. Pittsburgh Penguins (best of seven) - Washington wins series 4-2

GM	Date	Opponent	Result	Series	PP	PK	SF-SA	GWG	Goalies
1	4/26	Pittsburgh	L, 2-3	0-1	0-1	2-2	34-25	Guentzel	Holtby/Murray
2	4/29	Pittsburgh	W, 4-1	1-1	1-3	3-3	32-33	Vrana	Holtby/Murray
3	5/1	@ Pittsburgh	W, 4-3	2-1	1-4	3-4	22-22	Ovechkin	Holtby/Murray
4	5/3	@ Pittsburgh	L, 1-3	2-2	1-3	2-4	21-24	Malkin	Holtby/Murray
5	5/5	Pittsburgh	W, 6-3	3-2	1-3	3-5	32-39	Vrana	Holtby/Murray
6	5/7	@ Pittsburgh	W, 2-1 OT	4-2	0-1	1-1	30-22	Kuznetsov	Holtby/Murray

Eastern Conference Final - Washington vs. Tampa Bay Lightning (best of seven) - Washington wins series 4-3

GM	Date	Opponent	Result	Series	PP	PK	SF-SA	GWG	Goalies
1	5/11	@ Tampa Bay	W, 4-2	1-0	2-4	2-3	32-21	Beagle	Holtby/Vasilevskiy, Domingue
2	5/13	@ Tampa Bay	W, 6-2	2-0	1-3	2-4	37-35	Eller	Holtby/Vasilevskiy
3	5/15	Tampa Bay	L, 2-4	2-1	0-3	3-5	38-23	Hedman	Holtby/Vasilevskiy
4	5/17	Tampa Bay	L, 2-4	2-2	0-4	1-2	38-20	Killorn	Holtby/Vasilevskiy
5	5/19	@ Tampa Bay	L, 2-3	2-3	0-0	0-1	30-22	Callahan	Holtby/Vasilevskiy
6	5/21	Tampa Bay	W, 3-0	3-3	1-1	2-2	34-24	Oshie	Holtby/Vasilevskiy
7	5/23	@ Tampa Bay	W, 4-0	4-3	0-2	1-1	23-29	Ovechkin	Holtby/Vasilevskiy

Stanley Cup Final - Washington vs. Vegas Golden Knights (best of seven) - Washington wins series 4-1

GM	Date	Opponent	Result	Series	PP	PK	SF-SA	GWG	Goalies
1	5/28	@ Vegas	L, 4-6	0-1	0-1	0-1	28-34	Nosek	Holtby/Fleury
2	5/30	@ Vegas	W, 3-2	1-1	1-2	4-5	26-39	Orpik	Holtby/Fleury
3	6/2	Vegas	W, 3-1	2-1	0-4	2-2	26-22	Kuznetsov	Holtby/Fleury
4	6/4	Vegas	W, 6-2	3-1	3-5	4-4	23-30	Smith-Pelly	Holtby/Fleury
5	6/7	@ Vegas	W, 4-3	4-1	1-4	1-2	33-31	Eller	Holtby/Fleury

2016-17

Eastern Conference First Round - Washington vs. Toronto Maple Leafs (best of seven) - Washington wins series 4-2

GM	Date	Opponent	Result	Series	PP	PK	SF-SA	GWG	Goalies
1	4/13	Toronto	W, 3-2 OT	1-0	1-3	1-1	44-37	Wilson	Holtby/Andersen
2	4/15	Toronto	L, 3-4 OT	1-1	2-5	4-5	50-51	Kapanen	Holtby/Andersen
3	4/17	@ Toronto	L, 3-4 OT	1-2	0-3	2-3	26-28	Bozak	Holtby/Andersen
4	4/19	@ Toronto	W, 5-4	2-2	1-1	3-4	27-34	Oshie	Holtby/Andersen
5	4/21	Toronto	W, 2-1 OT	3-2	1-3	4-4	28-25	Williams	Holtby/Andersen
6	4/23	@ Toronto	W, 2-1 OT	4-2	0-2	1-1	36-38	Johansson	Holtby/Andersen

Eastern Conference Second Round - Washington vs. Pittsburgh Penguins (best of seven) - Pittsburgh wins series 4-3

GM	Date	Opponent	Result	Series	PP	PK	SF-SA	GWG	Goalies
1	4/27	Pittsburgh	L, 2-3	0-1	0-0	2-2	35-21	Bonino	Holtby/Fleury
2	4/29	Pittsburgh	L, 2-6	0-2	1-5	2-3	36-24	Guentzel	Holtby, Grubauer/Fleury
3	5/1	@ Pittsburgh	W, 3-2 OT	1-2	2-5	5-5	33-30	Shattenkirk	Holtby, Fleury
4	5/3	@ Pittsburgh	L, 2-3	1-3	0-4	4-5	38-18	Schultz	Holtby, Fleury
5	5/6	Pittsburgh	W, 4-2	2-3	0-3	1-2	32-22	Kuznetsov	Holtby, Fleury
6	5/8	@ Pittsburgh	W, 5-2	3-3	2-4	3-3	26-18	Backstrom	Holtby, Fleury
7	5/10	Pittsburgh	L, 0-2	3-4	0-2	2-2	29-28	Rust	Holtby, Fleury

Game-by-Game Playoff Results

2015-16

Eastern Conference First Round - Washington vs. Philadelphia Flyers (best of seven) - Washington wins series 4-2

GM	Date	Opponent	Result	Series	PP	PK	SF-SA	GWG	Goalies
1	4/14	Philadelphia	W, 2-0	1-0	1-6	4-4	31-19	Carlson	Holtby/Mason
2	4/16	Philadelphia	W, 4-1	2-0	2-2	4-4	23-42	Chimera	Holtby/Mason
3	4/18	@ Philadelphia	W, 6-1	3-0	5-9	5-5	27-32	Ovechkin	Holtby/Mason
4	4/20	@ Philadelphia	L, 1-2	3-1	0-2	1-2	32-25	MacDonald	Holtby/Neuvirth
5	4/22	Philadelphia	L, 0-2	3-2	0-3	6-6	44-11	White	Holtby/Neuvirth
6	4/24	@ Philadelphia	W, 1-0	4-2	0-5	3-3	29-26	Backstrom	Holtby/Neuvirth

Eastern Conference Second Round - Washington vs. Pittsburgh Penguins (best of seven) - Pittsburgh wins series 4-2

GM	Date	Opponent	Result	Series	PP	PK	SF-SA	GWG	Goalies
1	4/28	Pittsburgh	W, 4-3 OT	1-0	0-4	2-2	35-45	Oshie	Holtby/Murray
2	4/30	Pittsburgh	L, 1-2	1-1	1-2	5-5	24-35	Fehr	Holtby/Murray
3	5/2	@ Pittsburgh	L, 2-3	1-2	0-4	3-3	49-23	Hagelin	Holtby/Murray
4	5/4	@ Pittsburgh	L, 2-3 OT	1-3	0-2	4-4	36-33	Hornqvist	Holtby/Murray
5	5/7	Pittsburgh	W, 3-1	2-3	2-5	1-2	19-31	Oshie	Holtby/Murray
6	5/10	@ Pittsburgh	L, 3-4 OT	2-4	2-6	1-3	39-42	Bonino	Holtby/Murray

2014-15

Eastern Conference First Round - Washington vs. New York Islanders (best of seven) - Washington wins series 4-3

GM	Date	Opponent	Result	Series	PP	PK	SF-SA	GWG	Goalies
1	4/15	NY Islanders	L, 1-4	0-1	0-2	2-2	25-27	Strome	Holtby/Halak
2	4/17	NY Islanders	W, 4-3	1-1	1-1	1-1	35-21	Chimera	Grubauer/Halak
3	4/19	@ NY Islanders	L, 1-2 OT	1-2	0-3	3-3	25-42	Tavares	Holtby/Halak
4	4/21	@ NY Islanders	W, 2-1 OT	2-2	0-1	4-4	30-37	Backstrom	Holtby/Halak
5	4/23	NY Islanders	W, 5-1	3-2	0-3	2-2	41-23	Alzner	Holtby/Halak, Neuvirth
6	4/25	@ NY Islanders	L, 1-3	3-3	1-3	1-1	39-38	Kulemin	Holtby/Halak
7	4/27	NY Islanders	W, 2-1	4-3	0-0	1-1	26-11	Kuznetsov	Holtby/Halak

Eastern Conference Second Round - Washington vs. New York Rangers (best of seven) - New York wins series 4-3

GM	Date	Opponent	Result	Series	PP	PK	SF-SA	GWG	Goalies
1	4/30	@ NY Rangers	W, 2-1	1-0	1-2	2-2	29-32	Ward	Holtby/Lundqvist
2	5/2	@ NY Rangers	L, 2-3	1-1	0-1	3-4	32-35	Brassard	Holtby/Lundqvist
3	5/4	NY Rangers	W, 1-0	2-1	0-2	2-2	22-30	Beagle	Holtby/Lundqvist
4	5/6	NY Rangers	W, 2-1	3-1	0-1	1-1	30-29	Burakovsky	Holtby/Lundqvist
5	5/8	@ NY Rangers	L, 1-2 OT	3-2	0-2	2-2	29-43	McDonagh	Holtby/Lundqvist
6	5/10	NY Rangers	L, 3-4	3-3	0-4	2-3	45-28	Boyle	Holtby/Lundqvist
7	5/13	@ NY Rangers	L, 1-2 OT	3-4	0-3	3-4	36-39	Stepan	Holtby/Lundqvist

2012-13

Eastern Conference Quarterfinals - Washington vs. New York Rangers (best of seven) - New York wins series 4-3

GM	Date	Opponent	Result	Series	PP	PK	SF-SA	GWG	Goalies
1	5/2	NY Rangers	W 3-1	1-0	1-5	4-4	30-36	Johansson	Holtby/Lundqvist
2	5/4	NY Rangers	W 1-0 OT	2-0	1-2	3-3	38-24	Green	Holtby/Lundqvist
3	5/6	@ NY Rangers	L 3-4	2-1	0-3	5-6	31-30	Stepan	Holtby/Lundqvist
4	5/8	@ NY Rangers	L 3-4	2-2	0-2	3-4	30-34	Stepan	Holtby/Lundqvist
5	5/10	NY Rangers	W 2-1 OT	3-2	1-2	4-4	35-25	Ribeiro	Holtby/Lundqvist
6	5/12	@ NY Rangers	L 0-1	3-3	0-0	5-5	27-29	Brassard	Holtby/Lundqvist
7	5/13	NY Rangers	L 0-5	3-4	0-2	2-2	35-27	Asham	Holtby/Lundqvist

2011-12

Eastern Conference Quarterfinals - Washington vs. Boston Bruins (best of seven) - Washington wins series 4-3

GM	Date	Opponent	Result	Series	PP	PK	SF-SA	GWG	Goalies
1	4/12	@ Boston	L 0-1 OT	0-1	0-2	4-4	17-30	Kelly	Holtby/Thomas
2	4/14	@ Boston	W 2-1 2OT	1-1	0-3	2-2	39-44	Backstrom	Holtby/Thomas
3	4/16	Boston	L 3-4	1-2	1-4	5-5	32-29	Chara	Holtby/Thomas
4	4/19	Boston	W 2-1	2-2	1-3	1-1	21-45	Semin	Holtby/Thomas
5	4/21	@ Boston	W 4-3	3-2	1-2	2-3	32-37	Brouwer	Holtby/Thomas
6	4/22	Boston	L 3-4 OT	3-3	0-4	4-5	39-31	Seguin	Holtby/Thomas
7	4/25	@ Boston	W 2-1 OT	4-3	0-1	3-3	27-32	Ward	Holtby/Thomas

Eastern Conference Semifinals - Washington vs. New York Rangers (best of seven) - New York wins series 4-3

GM	Date	Opponent	Result	Series	PP	PK	SF-SA	GWG	Goalies
1	4/28	@ NY Rangers	L 1-3	0-1	0-4	4-4	18-14	Kreider	Holtby/Lundqvist
2	4/30	@ NY Rangers	W 3-2	1-1	1-3	2-3	25-28	Ovechkin	Holtby/Lundqvist
3	5/2	NY Rangers	L 1-2 3OT	1-2	0-3	3-4	46-49	Gaborik	Holtby/Lundqvist
4	5/5	NY Rangers	W 3-2	2-2	1-2	2-2	26-20	Green	Holtby/Lundqvist
5	5/7	@ NY Rangers	L 2-3 OT	2-3	1-4	3-5	18-38	Staal	Holtby/Lundqvist
6	5/9	NY Rangers	W 2-1	3-3	1-3	5-5	23-31	Chimera	Holtby/Lundqvist
7	5/12	@ NY Rangers	L 1-2	3-4	0-1	2-2	23-31	Del Zotto	Holtby/Lundqvist

Game-by-Game Playoff Results

2010-11

Eastern Conference Quarterfinals – Washington vs. New York Rangers (best-of-seven) – Washington wins series 4-1

GM	Date	Opponent	Result	Series	PP	PK	SF-SA	GWG	Goalies
1	4/13	NY Rangers	W 2-1 OT	1-0	0-2	2-2	33-25	Semin	Neuvirth/Lundqvist
2	4/15	NY Rangers	W 2-0	2-0	1-3	2-2	18-22	Chimera	Neuvirth/Lundqvist
3	4/17	@ NY Rangers	L 2-3	2-1	1-3	6-7	25-35	Dubinsky	Neuvirth/Lundqvist
4	4/20	@ NY Rangers	W 4-3 2OT	3-1	0-4	7-7	53-39	Chimera	Neuvirth/Lundqvist
5	4/23	NY Rangers	W 3-1	4-1	1-4	2-2	27-27	Ovechkin	Neuvirth/Lundqvist

Eastern Conference Semifinals – Washington vs. Tampa Bay (best-of-seven) – Tampa Bay wins series 4-0

GM	Date	Opponent	Result	Series	PP	PK	SF-SA	GWG	Goalies
1	4/29	Tampa Bay	L 2-4	0-1	0-5	3-4	28-24	Stamkos	Neuvirth/Roloson
2	5/1	Tampa Bay	L 2-3 OT	0-2	0-6	4-5	37-23	Lecavalier	Neuvirth/Roloson
3	5/3	@ Tampa Bay	L 3-4	0-3	1-5	4-4	32-30	Malone	Neuvirth/Roloson
4	5/4	@ Tampa Bay	L 3-5	0-4	1-3	3-5	36-37	Bergeron	Neuvirth/Roloson

2009-10

Eastern Conference Quarterfinals – Washington vs. Montreal Canadiens (best-of-seven) – Montreal wins series 4-3

GM	Date	Opponent	Result	Series	PP	PK	SF-SA	GWG	Goalies
1	4/15	Montreal	L 2-3 OT	0-1	0-4	3-4	47-38	Plekanec	Theodore/Halak
2	4/17	Montreal	W 6-5 OT	1-1	0-3	2-3	37-24	Backstrom	Varlamov/Halak
3	4/19	@ Montreal	W 5-1	2-1	0-7	4-5	36-27	Laich	Varlamov/Halak, Price
4	4/21	@ Montreal	W 6-3	3-1	1-5	3-4	38-39	Chimera	Varlamov/Price
5	4/23	Montreal	L 1-2	3-2	0-5	6-6	38-28	Moen	Varlamov/Halak
6	4/26	@ Montreal	L 1-4	3-3	0-6	4-5	54-22	Cammalleri	Varlamov/Halak
7	4/28	Montreal	L 1-2	3-4	0-3	2-3	42-16	Moore	Varlamov/Halak

2008-09

Eastern Conference Quarterfinals – Washington vs. New York Rangers (best-of-seven) – Washington wins series 4-3

GM	Date	Opponent	Result	Series	PP	PK	SF-SA	GWG	Goalies
1	4/15	NY Rangers	L 3-4	0-1	2-7	2-4	35-21	Dubinsky	Theodore/Lundqvist
2	4/18	NY Rangers	L 0-1	0-2	0-3	5-5	35-24	Callahan	Varlamov/Lundqvist
3	4/20	@ NY Rangers	W 4-0	1-2	2-6	6-6	40-33	Semin	Varlamov/Lundqvist
4	4/22	@ NY Rangers	L 1-2	1-3	0-6	3-3	39-21	Drury	Varlamov/Lundqvist
5	4/24	NY Rangers	W 4-0	2-3	0-7	4-4	21-20	Bradley	Varlamov/Lundqvist, Valiquette
6	4/26	@ NY Rangers	W 5-3	3-3	2-2	6-8	22-32	Kozlov	Varlamov/Lundqvist
7	4/28	NY Rangers	W 2-1	4-3	0-2	1-1	24-15	Fedorov	Varlamov/Lundqvist

Eastern Conference Semifinals – Washington vs. Pittsburgh (best-of-seven) – Pittsburgh wins series 4-3

GM	Date	Opponent	Result	Series	PP	PK	SF-SA	GWG	Goalies
1	5/2	Pittsburgh	W 3-2	1-0	1-2	5-5	26-36	Fleischmann	Varlamov/Fleury
2	5/4	Pittsburgh	W 4-3	2-0	1-5	3-5	33-36	Ovechkin	Varlamov/Fleury
3	5/6	@ Pittsburgh	L 2-3 OT	2-1	1-2	6-7	23-42	Letang	Varlamov/Fleury
4	5/8	@ Pittsburgh	L 3-5	2-2	0-4	5-6	22-28	Crosby	Varlamov/Fleury
5	5/9	Pittsburgh	L 3-4 OT	2-3	1-2	1-2	31-42	Malkin	Varlamov/Fleury
6	5/11	@ Pittsburgh	W 5-4 OT	3-3	1-4	3-5	24-42	Steckel	Varlamov/Fleury
7	5/13	Pittsburgh	L 2-6	3-4	0-0	2-4	21-30	Guerin	Varlamov, Theodore/Fleury

2007-08

Eastern Conference Quarterfinals – Washington vs. Philadelphia (best-of-seven) – Philadelphia wins series 4-3

GM	Date	Opponent	Result	Series	PP	PK	SF-SA	GWG	Goalies
1	4/11	Philadelphia	W 5-4	1-0	1-3	2-3	27-22	Ovechkin	Huet/Biron
2	4/13	Philadelphia	L 0-2	1-1	0-6	5-5	24-41	Umberger	Huet/Biron
3	4/15	@ Philadelphia	L 3-6	1-2	1-7	6-7	19-33	Briere	Huet/Biron
4	4/17	@ Philadelphia	L 3-4 2OT	1-3	2-4	6-7	41-46	Knuble	Huet/Biron
5	4/19	Philadelphia	W 3-2	2-3	2-6	2-3	26-32	Semin	Huet/Biron
6	4/21	@ Philadelphia	W 4-2	3-3	1-5	3-5	40-35	Ovechkin	Huet/Biron
7	4/22	Philadelphia	L 2-3 OT	3-4	1-4	4-6	41-34	Lupul	Huet/Biron

2002-03

Eastern Conference Quarterfinals – Washington vs. Tampa Bay (best-of-seven) – Tampa Bay wins series 4-2

GM	Date	Opponent	Result	Series	PP	PK	SF-SA	GWG	Goalies
1	4/10	@ Tampa Bay	W 3-0	1-0	0-3	4-4	22-28	Lang	Kolzig/Khabibulin
2	4/12	@ Tampa Bay	W 6-3	2-0	3-6	4-4	31-43	Nylander	Kolzig/Khabibulin
3	4/15	Tampa Bay	L 3-4 OT	2-1	1-4	3-4	19-28	Lecavalier	Kolzig/Khabibulin
4	4/16	Tampa Bay	L 1-3	2-2	0-3	6-6	23-25	St. Louis	Kolzig/Khabibulin
5	4/18	@ Tampa Bay	L 1-2	2-3	0-4	2-3	23-22	St. Louis	Kolzig/Khabibulin
6	4/20	Tampa Bay	L 1-2 3OT	2-4	1-7	4-6	61-46	St. Louis	Kolzig/Khabibulin

Game-by-Game Playoff Results

2000-01

Eastern Conference Quarterfinals – Washington vs. Pittsburgh (best-of-seven) – Pittsburgh wins series 4-2

GM	Date	Opponent	Result	Series	PP	PK	SF-SA	GWG	Goalies
1	4/12	Pittsburgh	W 1-0	1-0	1-5	1-1	27-16	Bondra	Kolzig/Hedberg
2	4/14	Pittsburgh	L 1-2	1-1	1-3	1-2	18-27	Lemieux	Kolzig/Hedberg
3	4/16	@ Pittsburgh	L 0-3	1-2	0-4	4-4	34-24	Stevens	Kolzig/Hedberg
4	4/18	@ Pittsburgh	W 4-3 OT	2-2	3-4	3-5	29-32	Halpern	Kolzig/Hedberg
5	4/21	Pittsburgh	L 1-2	2-3	1-3	3-3	22-18	Lemieux	Kolzig/Hedberg
6	4/23	@ Pittsburgh	L 3-4 OT	2-4	1-3	4-6	31-36	Straka	Kolzig/Hedberg

1999-00

Eastern Conference Quarterfinals – Pittsburgh vs. Washington (best-of-seven) – Pittsburgh wins series 4-1

GM	Date	Opponent	Result	Series	PP	PK	SF-SA	GWG	Goalies
1	4/13	Pittsburgh	L 0-7	0-1	0-5	5-8	32-26	Laukkanen	Kolzig, Billington/Tugnutt
2	4/15	@ Pittsburgh	L 1-2 OT	0-2	1-5	8-9	38-21	Jagr	Kolzig/Tugnutt
3	4/17	@ Pittsburgh	L 3-4	0-3	1-3	4-5	27-22	Slegr	Kolzig/Tugnutt
4	4/19	Pittsburgh	W 3-2	1-3	1-6	3-4	37-23	Halpern	Kolzig/Tugnutt
5	4/21	Pittsburgh	L 1-2	1-4	0-2	3-3	26-17	Jagr	Kolzig/Tugnutt

1997-98

Eastern Conference Quarterfinals – Washington vs. Boston (best-of-seven) – Washington wins series 4-2

GM	Date	Opponent	Result	Series	PP	PK	SF-SA	GWG	Goalies
1	4/22	Boston	W 3-1	1-0	0-2	3-4	28-28	Gonchar	Kolzig/Dafoe
2	4/24	Boston	L 3-4 2OT	1-1	1-2	6-7	28-40	Van Impe	Kolzig/Dafoe
3	4/26	@ Boston	W 3-2 OT	2-1	1-5	8-10	27-54	Juneau	Kolzig/Dafoe
4	4/28	@ Boston	W 3-0	3-1	1-3	7-7	18-38	Oates	Kolzig/Dafoe
5	5/1	Boston	L 0-4	3-2	0-5	4-6	26-30	Samsonov	Kolzig/Dafoe
6	5/3	@ Boston	W 3-2 2OT	4-2	0-3	6-6	33-49	Bellows	Kolzig/Dafoe

Eastern Conference Semifinals – Washington vs. Ottawa (best-of-seven) – Washington wins series 4-1

GM	Date	Opponent	Result	Series	PP	PK	SF-SA	GWG	Goalies
1	5/7	Ottawa	W 4-2	1-0	0-2	4-5	23-38	Bondra	Kolzig/Rhodes, Tugnutt
2	5/9	Ottawa	W 6-1	2-0	1-4	7-7	18-31	Juneau	Kolzig/Tugnutt
3	5/11	@ Ottawa	L 3-4	2-1	2-4	2-5	17-34	Yashin	Kolzig/Rhodes
4	5/13	@ Ottawa	W 2-0	3-1	0-3	5-5	11-36	Gonchar	Kolzig/Rhodes
5	5/15	Ottawa	W 3-0	4-1	1-3	4-4	21-29	Juneau	Kolzig/Rhodes

Eastern Conference Finals – Washington vs. Buffalo (best-of-seven) – Washington wins series 4-2

GM	Date	Opponent	Result	Series	PP	PK	SF-SA	GWG	Goalies
1	5/23	Buffalo	L 0-2	0-1	0-5	7-7	19-20	Grosek	Kolzig/Hasek
2	5/25	Buffalo	W 3-2 OT	1-1	1-7	3-4	39-33	Krygier	Kolzig/Hasek
3	5/28	@ Buffalo	W 4-3 OT	2-1	2-4	4-5	30-30	Bondra	Kolzig/Hasek
4	5/30	@ Buffalo	W 2-0	3-1	0-4	7-7	19-30	Berube	Kolzig/Hasek
5	6/2	Buffalo	L 1-2	3-2	1-5	4-4	35-16	Woolley	Kolzig/Hasek
6	6/4	@ Buffalo	W 3-2 OT	4-2	1-6	6-6	38-41	Juneau	Kolzig/Hasek

Stanley Cup Final – Washington vs. Detroit (best-of-seven) – Detroit wins series 4-0

GM	Date	Opponent	Result	Series	PP	PK	SF-SA	GWG	Goalies
1	6/9	@ Detroit	L 1-2	0-1	0-4	3-3	17-31	Lidstrom	Kolzig/Osgood
2	6/11	@ Detroit	L 4-5 OT	0-2	1-4	4-4	33-60	Draper	Kolzig/Osgood
3	6/13	Detroit	L 1-2	0-3	1-5	5-5	18-34	Fedorov	Kolzig/Osgood
4	6/16	Detroit	L 1-4	0-4	0-4	2-5	31-38	Lapointe	Kolzig/Osgood

1995-96

Eastern Conference Quarterfinals – Washington vs. Pittsburgh (best-of-seven) – Pittsburgh wins series 4-2

GM	Date	Opponent	Result	Series	PP	PK	SF-SA	GWG	Goalies
1	4/17	@ Pittsburgh	W 6-4	1-0	1-5	5-6	35-28	Krygier	Carey, Kolzig/Barrasso
2	4/19	@ Pittsburgh	W 5-3	2-0	3-6	6-7	34-36	Bondra	Kolzig/Barrasso
3	4/22	Pittsburgh	L 1-4	2-1	1-10	5-6	39-19	Murray	Carey/Wregget
4	4/24	Pittsburgh	L 2-3 4OT	2-2	2-8	8-10	63-65	Nedved	Kolzig/Wregget
5	4/26	@ Pittsburgh	L 1-4	2-3	0-5	9-9	40-32	Leroux	Kolzig/Wregget
6	4/28	Pittsburgh	L 2-3	2-4	0-4	2-4	37-26	Francis	Carey, Kolzig/Wregget

1994-95

Eastern Conference Quarterfinals – Washington vs. Pittsburgh (best-of-seven) – Pittsburgh wins series 4-3

GM	Date	Opponent	Result	Series	PP	PK	SF-SA	GWG	Goalies
1	5/6	@ Pittsburgh	W 5-4	1-0	0-6	4-7	34-27	Gonchar	Carey, Kolzig/Wregget
2	5/8	@ Pittsburgh	L 3-5	1-1	1-5	4-6	22-33	Stevens	Carey/Wregget
3	5/10	Pittsburgh	W 6-2	2-1	3-10	8-9	28-25	Bondra	Carey/Wregget, Barrasso
4	5/12	Pittsburgh	W 6-2	3-1	0-8	5-5	31-22	Pearson	Carey/Barrasso
5	5/14	@ Pittsburgh	L 5-6 OT	3-2	2-6	4-5	28-31	Robitaille	Carey/Wregget
6	5/16	Pittsburgh	L 1-7	3-3	0-6	4-6	31-21	Jagr	Carey, Kolzig, Dafoe/Wregget
7	5/18	@ Pittsburgh	L 0-3	3-4	0-3	3-4	33-18	MacIver	Carey/Wregget

Game-by-Game Playoff Results

1993-94

Eastern Conference Quarterfinals – Washington vs. Pittsburgh (best-of-seven) – Washington wins series 4-2

GM	Date	Opponent	Result	Series	PP	PK	SF-SA	GWG	Goalies
1	4/17	@ Pittsburgh	W 5-3	1-0	0-5	4-4	31-30	Juneau	Beaupre/Barrasso
2	4/19	@ Pittsburgh	L 1-2	1-1	1-7	5-6	35-17	Tocchet	Dafoe/Barrasso
3	4/21	Pittsburgh	W 2-0	2-1	0-6	7-7	17-27	Reekie	Beaupre/Barrasso
4	4/23	Pittsburgh	W 4-1	3-1	1-2	2-2	30-22	Bondra	Beaupre/Barrasso
5	4/25	@ Pittsburgh	L 2-3	3-2	0-5	3-3	28-22	Jagr	Dafoe/Barrasso
6	4/27	Pittsburgh	W 6-3	4-2	1-4	5-6	29-22	Johansson	Beaupre/Barrasso

Eastern Conference Semifinals – Washington vs. NY Rangers (best-of-seven) – NY Rangers win series 4-1

GM	Date	Opponent	Result	Series	PP	PK	SF-SA	GWG	Goalies
1	5/1	@ NY Rangers	L 3-6	0-1	1-6	6-7	30-24	Noonan	Beaupre/Richter
2	5/3	@ NY Rangers	L 2-5	0-2	0-4	4-4	24-25	Tikkanen	Tabaracci/Richter
3	5/5	NY Rangers	L 0-3	0-3	0-4	2-4	21-21	Leetch	Beaupre/Richter
4	5/7	NY Rangers	W 4-2	1-3	1-6	5-6	23-27	Woolley	Beaupre/Richter, Healy
5	5/9	@ NY Rangers	L 3-4	1-4	0-5	4-4	31-36	Leetch	Beaupre, Tabaracci/Richter

1992-93

Patrick Division Semifinals – NY Islanders vs. Washington (best-of-seven) – NY Islanders win series 4-2

GM	Date	Opponent	Result	Series	PP	PK	SF-SA	GWG	Goalies
1	4/18	NY Islanders	W 3-1	1-0	2-5	5-5	27-23	Hunter	Tabaracci/Healy
2	4/20	NY Islanders	L 4-5 2OT	1-1	2-5	5-5	45-61	Mullen	Tabaracci/Healy
3	4/22	@ NY Islanders	L 3-4 OT	1-2	0-2	4-4	25-30	Ferraro	Tabaracci/Healy
4	4/24	@ NY Islanders	L 3-4 2OT	1-3	2-6	4-5	40-46	Ferraro	Tabaracci/Healy
5	4/26	NY Islanders	W 6-4	2-3	2-4	4-4	26-32	Iafrate	Beaupre/Healy, Fitzpatrick
6	4/28	@ NY Islanders	L 3-5	2-4	1-4	6-6	26-33	Green	Beaupre/Healy

1991-92

Patrick Division Semifinals – Pittsburgh vs. Washington (best-of-seven) – Pittsburgh wins series 4-3

GM	Date	Opponent	Result	Series	PP	PK	SF-SA	GWG	Goalies
1	4/19	Pittsburgh	W 3-1	1-0	0-3	2-2	31-33	Druce	Beaupre/Barrasso
2	4/21	Pittsburgh	W 6-2	2-0	3-8	5-7	31-35	Pivonka	Beaupre/Barrasso
3	4/23	@ Pittsburgh	L 4-6	2-1	2-11	9-12	34-29	Lemieux	Beaupre/Barrasso
4	4/25	@ Pittsburgh	W 7-2	3-1	1-3	5-5	35-33	Khristich	Beaupre/Barrasso, Wregget
5	4/27	Pittsburgh	L 2-5	3-2	0-4	1-2	23-25	Murphy	Beaupre/Barrasso
6	4/29	@ Pittsburgh	L 4-6	3-3	1-6	1-5	29-39	Lemieux	Beaupre/Barrasso
7	5/1	Pittsburgh	L 1-3	3-4	0-1	0-1	19-21	Jagr	Beaupre/Barrasso

1990-91

Patrick Division Semifinals – Washington vs. NY Rangers (best-of-seven) – Washington wins series 4-2

GM	Date	Opponent	Result	Series	PP	PK	SF-SA	GWG	Goalies
1	4/3	@ NY Rangers	L 1-2	0-1	0-5	5-5	29-30	Nicholls	Beaupre/Richter
2	4/5	@ NY Rangers	W 3-0	1-1	1-7	8-8	32-36	Ciccarelli	Beaupre/Richter
3	4/7	NY Rangers	L 0-6	1-2	0-5	7-9	37-38	King	Beaupre, Liut/Richter
4	4/9	NY Rangers	W 3-2	2-2	0-2	4-4	26-21	May	Beaupre/Richter
5	4/11	@ NY Rangers	W 5-4 OT	3-2	1-5	5-6	55-35	Ciccarelli	Beaupre/Richter
6	4/13	NY Rangers	W 4-2	4-2	0-3	3-4	26-25	Ridley	Beaupre/Richter, Vanbiesbrouck

Patrick Division Final – Washington vs. Pittsburgh (best-of-seven) – Pittsburgh wins series 4-1

GM	Date	Opponent	Result	Series	PP	PK	SF-SA	GWG	Goalies
1	4/17	@ Pittsburgh	W 4-2	1-0	2-4	1-3	31-26	Iafrate	Beaupre/Pietrangelo
2	4/19	@ Pittsburgh	L 6-7 OT	1-1	3-6	4-6	42-43	Stevens	Beaupre, Liut/Pietrangelo
3	4/21	Pittsburgh	L 1-3	1-2	1-6	4-4	27-22	Stevens	Beaupre/Barrasso
4	4/23	Pittsburgh	L 1-3	1-3	0-4	5-6	39-19	Stevens	Beaupre/Barrasso
5	4/25	@ Pittsburgh	L 1-4	1-4	0-2	4-4	34-31	Francis	Beaupre/Barrasso

Game-by-Game Playoff Results

1989-90

Patrick Division Semifinals – Washington vs. New Jersey (best-of-seven) – Washington wins series 4-2

GM	Date	Opponent	Result	Series	PP	PK	SF-SA	GWG	Goalies
1	4/5	@ New Jersey	W 5-4 OT	1-0	1-6	6-7	24-30	Ciccarelli	Liut/Burke
2	4/7	@ New Jersey	L 5-6	1-1	1-5	6-8	26-39	Stastny	Liut, Beaupre/Terreri
3	4/9	New Jersey	L 1-2	1-2	1-8	4-5	21-10	Shanahan	Liut/Terreri
4	4/11	New Jersey	W 3-1	2-2	1-5	4-4	33-24	Druce	Beaupre/Burke
5	4/13	@ New Jersey	W 4-3	3-2	0-2	3-4	24-20	Courttnall	Beaupre/Terreri
6	4/15	New Jersey	W 3-2	4-2	0-3	3-3	32-34	Druce	Beaupre/Terreri

Patrick Division Finals – Washington vs. NY Rangers (best-of-seven) – Washington wins series 4-1

GM	Date	Opponent	Result	Series	PP	PK	SF-SA	GWG	Goalies
1	4/19	@ NY Rangers	L 3-7	0-1	0-3	3-6	35-38	Ogrodnick	Liut/Vanbiesbrouck
2	4/21	@ NY Rangers	W 6-3	1-1	2-3	5-6	25-28	Druce	Beaupre/Vanbiesbrouck, Richter
3	4/23	NY Rangers	W 7-1	2-1	3-9	7-7	49-19	Courttnall	Beaupre, Liut/Richter
4	4/25	NY Rangers	W 4-3 OT	3-1	2-7	7-8	25-33	Langway	Liut/Richter, Vanbiesbrouck
5	4/27	@ NY Rangers	W 2-1 OT	4-1	0-6	5-5	34-29	Druce	Liut/Vanbiesbrouck

Wales Conference Finals – Washington vs. Boston (best-of-seven) – Boston wins series 4-0

GM	Date	Opponent	Result	Series	PP	PK	SF-SA	GWG	Goalies
1	5/3	@ Boston	L 3-5	0-1	1-3	4-5	26-35	Propp	Liut/Moog
2	5/5	@ Boston	L 0-3	0-2	0-4	3-3	28-30	Carpenter	Beaupre/Moog
3	5/7	Boston	L 1-4	0-3	1-6	4-5	26-24	Janney	Beaupre/Moog
4	5/9	Boston	L 2-3	0-4	0-1	2-3	14-17	Neely	Liut/Moog

1988-89

Patrick Division Semifinals – Washington vs. Philadelphia (best-of-seven) – Philadelphia wins series 4-2

GM	Date	Opponent	Result	Series	PP	PK	SF-SA	GWG	Goalies
1	4/5	Philadelphia	W 3-2	1-0	1-8	4-5	36-29	Franceschetti	Peeters/Hextall
2	4/6	Philadelphia	L 2-3	1-1	1-8	2-4	21-26	Propp	Peeters/Hextall
3	4/8	@ Philadelphia	W 4-3 OT	2-1	2-5	5-6	44-24	Miller	Peeters/Hextall
4	4/9	@ Philadelphia	L 2-5	2-2	1-9	4-6	32-31	Murphy	Peeters/Hextall
5	4/11	Philadelphia	L 5-8	2-3	3-9	3-5	34-26	Eklund	Peeters/Hextall
6	4/13	@ Philadelphia	L 3-4	2-4	1-4	7-8	34-28	Tocchet	Peeters/Hextall

1987-88

Patrick Division Semifinals – Washington vs. Philadelphia (best-of-seven) – Washington wins series 4-3

GM	Date	Opponent	Result	Series	PP	PK	SF-SA	GWG	Goalies
1	4/6	Philadelphia	L 2-4	0-1	2-8	3-4	37-31	Poulin	Peeters/Hextall
2	4/7	Philadelphia	W 5-4	1-1	0-4	5-5	28-35	Miller	Peeters/Hextall
3	4/9	@ Philadelphia	L 3-4	1-2	1-6	5-6	17-29	Samuelsson	Peeters/Hextall
4	4/10	@ Philadelphia	L 4-5 OT	1-3	0-4	5-5	26-30	Craven	Malarchuk/Hextall, Laforest
5	4/12	Philadelphia	W 5-2	2-3	0-8	7-8	32-33	Hatcher	Peeters/Hextall, Laforest
6	4/14	@ Philadelphia	W 7-2	3-3	4-9	7-8	28-26	Gustafson	Peeters/Hextall
7	4/16	Philadelphia	W 5-4	4-3	1-8	4-5	40-33	Hunter	Peeters/Hextall

Patrick Division Finals – Washington vs. New Jersey (best-of-seven) – New Jersey wins series 4-3

GM	Date	Opponent	Result	Series	PP	PK	SF-SA	GWG	Goalies
1	4/18	New Jersey	W 3-1	1-0	1-3	4-4	31-34	Murphy	Peeters/Burke
2	4/20	New Jersey	L 2-5	1-1	1-9	4-7	30-30	Broten	Peeters/Burke
3	4/22	@ New Jersey	L 4-10	1-2	1-9	5-8	32-31	Samuelsson	Malarchuk, Peeters/Burke
4	4/24	@ New Jersey	W 4-1	2-2	1-11	5-6	31-25	Sunderstrom	Malarchuk, Peeters/Burke
5	4/26	New Jersey	L 1-3	2-3	0-6	4-5	29-31	Kurvers	Malarchuk/Sauve
6	4/28	@ New Jersey	W 7-2	3-3	2-9	3-3	31-27	Leach	Peeters/Burke, Sauve
7	4/30	New Jersey	L 2-3	3-4	0-5	3-3	32-26	MacLean	Peeters/Burke

1986-87

Patrick Division Semifinals – Washington vs. NY Islanders (best-of-seven) – NY Islanders win series 4-3

GM	Date	Opponent	Result	Series	PP	PK	SF-SA	GWG	Goalies
1	4/8	NY Islanders	W 4-3	1-0	0-8	5-6	32-28	Ridley	Peeters/Hrudey
2	4/9	NY Islanders	L 1-3	1-1	0-5	2-3	28-24	Trottier	Peeters/Hrudey
3	4/11	@ NY Islanders	W 2-0	2-1	0-6	4-4	32-26	Murphy	Mason/Hrudey
4	4/12	@ NY Islanders	W 4-1	3-1	0-9	4-5	37-26	Christian	Mason/Hrudey
5	4/14	NY Islanders	L 2-4	3-2	1-6	6-6	42-24	Gilbert	Peeters/Hrudey
6	4/16	@ NY Islanders	L 4-5	3-3	1-2	3-4	27-34	LaFontaine	Mason/Hrudey
7	4/18	NY Islanders	L 2-3 4OT	3-4	0-2	2-2	75-57	LaFontaine	Mason/Hrudey

Game-by-Game Playoff Results

1985-86

Patrick Division Semifinals – Washington vs. NY Islanders (best-of-five) – Washington wins series 3-0

GM	Date	Opponent	Result	Series	PP	PK	SF-SA	GWG	Goalies
1	4/9	NY Islanders	W 3-1	1-0	0-5	5-5	36-33	Carpenter	Peeters/Hrudey
2	4/10	NY Islanders	W 5-2	2-0	0-2	1-2	34-29	Stevens	Peeters/Smith
3	4/12	@ NY Islanders	W 3-1	3-0	-	-	23-28	Stevens	Peeters/Hrudey

Patrick Division Finals – Washington vs. NY Rangers (best-of-seven) – NY Rangers win series 4-2

1	4/17	NY Rangers	L 3-4 OT	0-1	0-3	3-3	27-23	MacLellan	Peeters/Vanbiesbrouck
2	4/19	NY Rangers	W 8-1	1-1	2-7	7-7	39-20	Laughlin	Peeters/Vanbiesbrouck, Hanlon
3	4/21	@ NY Rangers	W 6-3	2-1	-	-	28-42	Barrett	Peeters/Vanbiesbrouck
4	4/23	@ NY Rangers	L 5-6 OT	2-2	-	-	29-30	Brooke	Peeters/Vanbiesbrouck
5	4/25	NY Rangers	L 2-4	2-3	2-6	2-3	32-27	Sandstrom	Peeters/Vanbiesbrouck
6	4/27	@ NY Rangers	L 1-2	2-4	-	-	28-21	Larouche	Peeters/Vanbiesbrouck

1984-85

Patrick Division Semifinals – Washington vs. NY Islanders (best-of-five) – NY Islanders win series 3-2

GM	Date	Opponent	Result	Series	PP	PK	SF-SA	GWG	Goalies
1	4/10	NY Islanders	W 4-3 OT	1-0	2-10	4-5	42-17	Haworth	Riggin/Smith
2	4/11	NY Islanders	W 2-1 2OT	2-0	0-5	2-2	41-37	Gartner	Jensen/Hrudey
3	4/13	@ NY Islanders	L 1-2	2-1	0-2	3-3	16-15	Sutter	Jensen/Smith
4	4/14	@ NY Islanders	L 4-6	2-2	2-5	4-6	33-34	Trottier	Jensen/Smith
5	4/16	NY Islanders	L 1-2	2-3	0-4	3-3	31-32	Sutter	Riggin/Smith

1983-84

Patrick Division Semifinals – Washington vs. Philadelphia (best-of-five) – Washington wins series 3-0

GM	Date	Opponent	Result	Series	PP	PK	SF-SA	GWG	Goalies
1	4/4	Philadelphia	W 4-2	1-0	0-3	0-1	26-21	Duchesne	Riggin/Froese, Lindbergh
2	4/5	Philadelphia	W 6-2	2-0	2-6	2-2	32-32	Laughlin	Jensen/Froese
3	4/7	@ Philadelphia	W 5-1	3-0	1-2	4-4	32-38	Laughlin	Jensen/Lindbergh, Froese

Patrick Division Finals – Washington vs. NY Islanders (best-of-seven) – NY Islanders win series 4-1

1	4/12	@ NY Islanders	W 3-2	1-0	2-6	2-3	27-18	Laughlin	Jensen/Smith, Melanson
2	4/13	@ NY Islanders	L 4-5 OT	1-1	4-7	4-5	35-22	Kallur	Jensen, Riggin/Smith
3	4/15	NY Islanders	L 1-3	1-2	0-3	3-3	33-19	Sutter	Riggin/Smith
4	4/16	NY Islanders	L 2-5	1-3	0-4	2-2	24-23	Boutilier	Riggin, Jensen/Smith
5	4/18	@ NY Islanders	L 3-5	1-4	1-7	3-5	26-28	Flatley	Jensen, Riggin/Smith

1982-83

Patrick Division Semifinals – Washington vs. NY Islanders (best-of-five) – NY Islanders win series 3-1

GM	Date	Opponent	Result	Series	PP	PK	SF-SA	GWG	Goalies
1	4/6	@ NY Islanders	L 2-5	0-1	-	-	29-37	Tonelli	Riggin/Smith
2	4/7	@ NY Islanders	W 4-2	1-1	-	-	39-32	Gould	Jensen/Smith
3	4/9	NY Islanders	L 2-6	1-2	-	-	28-28	Trottier	Jensen, Riggin/Smith
4	4/10	NY Islanders	L 3-6	1-3	-	-	31-37	Hallin	Jensen, Riggin/Smith

Year-by-Year Playoff Statistics

2018-19

Player	GP	G	A	PTS	PIM
Alex Ovechkin	7	4	5	9	19
Nicklas Backstrom	7	5	3	8	4
Evgeny Kuznetsov	7	1	5	6	2
Tom Wilson	7	3	2	5	2
John Carlson	7	0	5	5	6
Dmitry Orlov	7	0	4	4	4
Lars Eller	7	1	2	3	2
Brett Connolly	7	2	0	2	6
Brooks Orpik	7	1	1	2	8
Andre Burakovsky	7	1	1	2	0
T.J. Oshie	4	1	1	2	4
Matt Niskanen	7	0	2	2	0
Nic Dowd	7	1	0	1	6
Carl Hagelin	7	0	1	1	0
Nick Jensen	7	0	0	0	2
Jakub Vrana	7	0	0	0	6
Travis Boyd	1	0	0	0	0
Christian Djoos	3	0	0	0	0
Jonas Siegenthaler	4	0	0	0	2
Devante Smith-Pelly	3	0	0	0	0
Chandler Stephenson	6	0	0	0	2

Goaltender	GP	MIN	W	L	GAA	SO	SA	PCT
Braden Holtby	7	449	3	4	2.67	1	233	.914

2017-18

Player	GP	G	A	PTS	PIM
Evgeny Kuznetsov	24	12	20	32	16
Alex Ovechkin	24	15	12	27	8
Nicklas Backstrom	20	5	18	23	6
T.J. Oshie	24	8	13	21	31
John Carlson	24	5	15	20	8
Lars Eller	24	7	11	18	18
Tom Wilson	21	5	10	15	31
Brett Connolly	24	6	3	9	6
Matt Niskanen	24	1	8	9	8
Devante Smith-Pelly	24	7	1	8	12
Jakub Vrana	23	3	5	8	2
Jay Beagle	23	2	6	8	8
Dmitry Orlov	24	2	6	8	4
Chandler Stephenson	24	2	5	7	8
Andre Burakovsky	13	2	4	6	4
Michal Kempny	24	2	3	5	10
Brooks Orpik	24	1	4	5	15
Alex Chiasson	16	1	1	2	4
Christian Djoos	22	0	1	1	4
Jakub Jerabek	2	0	1	1	2
Nathan Walker	1	0	1	1	0
Shane Gersich	2	0	0	0	0
Travis Boyd	1	0	0	0	0

Goaltender	GP	MIN	W	L	GAA	SO	SA	PCT
Braden Holtby	23	1,386	16	7	2.16	2	639	.922
Philipp Grubauer	2	106	0	1	4.55	0	49	.837

2016-17

Player	GP	G	A	PTS	PIM
Nicklas Backstrom	13	6	7	13	2
T.J. Oshie	13	4	8	12	4
Evgeny Kuznetsov	13	5	5	10	8
Justin Williams	13	3	6	9	6
Alex Ovechkin	13	5	3	8	8
Marcus Johansson	13	2	6	8	2
Kevin Shattenkirk	13	1	5	6	6
Andre Burakovsky	13	3	3	6	2
Lars Eller	13	0	5	5	10
Nate Schmidt	11	1	3	4	4
Matt Niskanen	13	1	3	4	19
John Carlson	13	2	2	4	4
Tom Wilson	13	3	0	3	34
Dmitry Orlov	13	0	3	3	2
Brooks Orpik	13	0	2	2	11
Daniel Winnik	13	0	0	0	0
Brett Connolly	7	0	0	0	0
Paul Carey	1	0	0	0	0
Jay Beagle	13	0	0	0	4
Karl Alzner	7	0	0	0	2

Goaltender	GP	MIN	W	L	GAA	SO	SA	PCT
Braden Holtby	13	803	7	6	2.46	0	364	.909
Philipp Grubauer	1	19	0	0	6.46	0	9	.778

2015-16

Player	GP	G	A	PTS	PIM
Alex Ovechkin	12	5	7	12	2
John Carlson	12	5	7	12	4
Nicklas Backstrom	12	2	9	11	8
T.J. Oshie	12	6	4	10	11
Justin Williams	12	3	4	7	14
Marcus Johansson	12	2	5	7	2
Jay Beagle	12	3	0	3	2
Matt Niskanen	12	0	3	3	6
Jason Chimera	12	1	1	2	12
Evgeny Kuznetsov	12	1	1	2	8
Karl Alzner	12	0	2	2	6
Andre Burakovsky	12	1	0	1	6
Braden Holtby	12	0	1	1	0
Tom Wilson	12	0	1	1	13
Dmitry Orlov	11	0	1	1	2
Nate Schmidt	10	0	1	1	2
Taylor Chorney	7	0	1	1	4
Mike Richards	12	0	0	0	4
Daniel Winnik	12	0	0	0	4
Brooks Orpik	6	0	0	0	10
Mike Weber	2	0	0	0	0

Goaltender	GP	MIN	W	L	GAA	SO	SA	PCT
Braden Holtby	12	732	6	6	1.72	2	363	.942

2014-15

Player	GP	G	A	PTS	PIM
Alex Ovechkin	14	5	4	9	6
Joel Ward	14	3	6	9	2
Nicklas Backstrom	14	3	5	8	2
Evgeny Kuznetsov	14	5	2	7	8
Jason Chimera	14	3	4	7	4
John Carlson	14	1	5	6	4
Jay Beagle	14	1	4	5	4
Karl Alzner	14	2	2	4	6
Marcus Johansson	14	1	3	4	2
Matt Niskanen	14	0	4	4	0
Andre Burakovsky	11	2	1	3	0
Troy Brouwer	14	0	3	3	10
Brooks Laich	14	1	1	2	0
Brooks Orpik	14	0	2	2	8
Mike Green	14	0	2	2	14
Curtis Glencross	10	1	0	1	2
Tim Gleason	14	0	1	1	5
Braden Holtby	13	0	1	1	0
Tom Wilson	13	0	1	1	25
Eric Fehr	4	0	0	0	2
Michael Latta	4	0	0	0	2

Goaltender	GP	MIN	W	L	GAA	SO	SA	PCT
Braden Holtby	13	806	6	7	1.71	1	412	.944
Philipp Grubauer	1	60	1	0	3.00	0	21	.857

2012-13

Player	GP	G	A	PTS	PIM
Mike Green	7	2	2	4	4
Mathieu Perreault	7	1	3	4	0
Joel Ward	7	1	3	4	6
Nicklas Backstrom	7	1	2	3	0
Jason Chimera	7	1	2	3	4
Karl Alzner	7	1	1	2	2
Alex Ovechkin	7	1	1	2	4
Troy Brouwer	7	1	1	2	10
Mike Ribeiro	7	1	1	2	10
Marcus Johansson	7	1	1	2	0
Jay Beagle	7	1	0	1	4
John Carlson	7	0	1	1	4
John Erskine	7	0	1	1	4
Jack Hillen	7	0	1	1	6
Steve Oleksy	7	0	1	1	4
Eric Fehr	7	0	0	0	6
Matt Hendricks	7	0	0	0	0
Martin Erat	4	0	0	0	4
Tom Wilson	3	0	0	0	0

Goaltender	GP	MIN	W	L	GAA	SO	SA	PCT
Braden Holtby	7	433	3	4	2.22	1	189	.922

Year-by-Year Playoff Statistics

2011-12

Player	GP	G	A	PTS	PIM
Alex Ovechkin	14	5	4	9	8
Nicklas Backstrom	13	2	6	8	18
Jason Chimera	14	4	3	7	6
Brooks Laich	14	2	5	7	6
John Carlson	14	2	3	5	8
Joel Ward	14	1	4	5	6
Alexander Semin	14	3	1	4	10
Mike Green	14	2	2	4	10
Troy Brouwer	14	2	2	4	8
Roman Hamrik	14	1	3	4	12
Mike Knuble	11	2	1	3	6
Marcus Johansson	14	1	2	3	0
Dennis Wideman	14	0	3	3	2
Matt Hendricks	14	1	1	2	6
Jay Beagle	12	1	1	2	4
Karl Alzner	14	0	2	2	0
Keith Aucoin	14	0	2	2	2
John Erskine	4	0	1	1	0
Jeff Schultz	10	0	0	0	2
Mathieu Perreault	4	0	0	0	0
Jeff Halpern	2	0	0	0	4

Goaltender	GP	MIN	W	L	GAA	SO	SA	PCT
Braden Holtby	14	922	7	7	1.95	0	459	.935

2010-11

Player	GP	G	A	PTS	PIM
Alex Ovechkin	9	5	5	10	10
Brooks Laich	9	1	6	7	2
Alexander Semin	9	4	2	6	8
Marcus Johansson	9	2	4	6	0
Mike Green	8	1	5	6	8
Jason Arnott	9	1	5	6	2
Jason Chimera	9	2	2	4	2
John Carlson	9	2	1	3	4
Marco Sturm	9	1	2	3	4
Mike Knuble	6	2	0	2	8
John Erskine	9	1	1	2	6
Nicklas Backstrom	9	0	2	2	4
Eric Fehr	5	1	0	1	0
Scott Hannan	9	0	1	1	2
Karl Alzner	9	0	1	1	0
Matt Bradley	9	0	0	0	4
Sean Collins	1	0	0	0	0
Matt Hendricks	7	0	0	0	4
Jeff Schultz	9	0	0	0	6
Boyd Gordon	9	0	0	0	6

Goaltender	GP	MIN	W	L	GAA	SO	SA	PCT
Michal Neuvirth	9	590	4	5	2.34	1	261	.912

2009-10

Player	GP	G	A	PTS	PIM
Alex Ovechkin	7	5	5	10	0
Nicklas Backstrom	7	5	4	9	4
Mike Knuble	7	2	4	6	6
Eric Fehr	7	3	1	4	4
John Carlson	7	1	3	4	0
Tom Poti	6	0	4	4	5
Brooks Laich	7	2	1	3	4
Matt Bradley	7	1	2	3	2
Jason Chimera	7	1	2	3	2
Mike Green	7	0	3	3	12
Joe Corvo	7	1	1	2	4
Boyd Gordon	6	1	1	2	0
Alexander Semin	7	0	2	2	4
Eric Belanger	7	0	1	1	4
Jeff Schultz	7	0	1	1	4
Tomas Fleischmann	6	0	1	1	6
Brendan Morrison	5	0	1	1	2
Shaone Morrisonn	5	0	0	0	2
David Steckel	3	0	0	0	0
Tyler Sloan	2	0	0	0	0
Scott Walker	1	0	0	0	0
Karl Alzner	1	0	0	0	0

Goaltender	GP	MIN	W	L	GAA	SO	SA
Semyon Varlamov	6	349	3	3	2.41	0	153
Jose Theodore	2	81	0	1	3.70	0	40

2008-09

Player	GP	G	A	PTS	PIM
Alex Ovechkin	14	11	10	21	8
Nicklas Backstrom	14	3	12	15	8
Alexander Semin	14	5	9	14	16
Mike Green	14	1	8	9	12
Sergei Fedorov	14	1	7	8	12
Brooks Laich	14	3	4	7	10
Tom Poti	14	2	5	7	4
Viktor Kozlov	14	4	2	6	6
Matt Bradley	14	2	4	6	0
David Steckel	14	3	2	5	4
Tomas Fleischmann	14	3	1	4	4
Boyd Gordon	14	0	3	3	4
Milan Jurcina	14	2	0	2	12
Brian Pothier	13	0	2	2	8
Chris Clark	8	1	0	1	8
Shaone Morrisonn	14	0	1	1	8
John Erskine	12	0	1	1	16
Tyler Sloan	2	0	1	1	0
Semyon Varlamov	13	0	0	0	2
Eric Fehr	9	0	0	0	0
Donald Brashear	4	0	0	0	18
Jay Beagle	4	0	0	0	0
Michael Nylander	3	0	0	0	2
Jose Theodore	2	0	0	0	0
Jeff Schultz	1	0	0	0	0

Goaltender	GP	MIN	W	L	GAA	SO	SA	PCT
Semyon Varlamov	13	759	7	6	2.53	2	389	.918
Jose Theodore	2	97	0	1	3.71	0	33	.818

2007-08

Player	GP	G	A	PTS	PIM
Alex Ovechkin	7	4	5	9	0
Alexander Semin	7	3	5	8	8
Mike Green	7	3	4	7	15
Nicklas Backstrom	7	4	2	6	2
Brooks Laich	7	1	5	6	4
Sergei Fedorov	7	1	4	5	8
Viktor Kozlov	7	0	3	3	2
Donald Brashear	7	1	1	2	0
David Steckel	7	1	1	2	4
Matt Bradley	7	0	2	2	2
John Erskine	7	0	2	2	6
Steve Eminger	5	1	0	1	2
Eric Fehr	5	1	0	1	0
Tom Poti	7	0	1	1	8
Shaone Morrisonn	7	0	1	1	6
Tomas Fleischmann	2	0	0	0	0
Jeff Schultz	2	0	0	0	2
Matt Cooke	7	0	0	0	4
Cristobal Huet	7	0	0	0	2
Milan Jurcina	7	0	0	0	6
Boyd Gordon	7	0	0	0	0

Goaltender	GP	MIN	W	L	GAA	SO	SA	PCT
Cristobal Huet	7	451	3	4	2.93	0	242	.909

2002-03

Player	GP	G	A	PTS	PIM
Jaromir Jagr	6	2	5	7	2
Peter Bondra	6	4	2	6	8
Michael Nylander	6	3	2	5	8
Sergei Gonchar	6	0	5	5	4
Dainius Zubrus	6	2	2	4	4
Robert Lang	6	2	1	3	2
Mike Grier	6	1	1	2	2
Brendan Witt	6	1	0	1	0
Ivan Ciernik	2	0	1	1	6
Sergei Berezin	6	0	1	1	0
Jason Doig	6	0	1	1	6
Jeff Halpern	6	0	1	1	2
Calle Johansson	6	0	1	1	0
Brian Sutherby	5	0	0	0	10
Ken Klee	6	0	0	0	6
Steve Konowalchuk	6	0	0	0	6
Joel Kwiatkowski	6	0	0	0	2
Trent Whitfield	6	0	0	0	10

Goaltender	GP	MIN	W	L	GAA	SO	SA	PCT
Olie Kolzig	6	404	2	4	2.08	1	192	.927

Year-by-Year Playoff Statistics

2000-01

Player	GP	G	A	PTS	PIM
Steve Konowalchuk	6	2	3	5	14
Jeff Halpern	6	2	3	5	17
Sergei Gonchar	6	1	3	4	2
Trevor Linden	6	0	4	4	14
Calle Johansson	6	1	2	3	2
Peter Bondra	6	2	0	2	2
Brendan Witt	6	2	0	2	12
Ulf Dahlen	6	0	1	1	2
Ken Klee	6	0	1	1	8
Chris Simon	6	0	1	1	4
Glen Metropolit	1	0	0	0	0
Dmitri Khristich	3	0	0	0	0
Joe Reekie	4	0	0	0	4
Sylvain Cote	5	0	0	0	2
Trent Whitfield	5	0	0	0	2
Adam Oates	6	0	0	0	0
Joe Sacco	6	0	0	0	2
Rob Zetter	6	0	0	0	0
Andrei Nikolishin	6	0	0	0	2
Dainius Zubrus	6	0	0	0	2

Goaltender	GP	MIN	W	L	GAA	SO	SA	PCT
Olie Kolzig	6	375	2	4	2.24	1	153	.908

1999-00

Player	GP	G	A	PTS	PIM
Jeff Halpern	5	2	1	3	0
Calle Johansson	5	1	2	3	0
Adam Oates	5	0	3	3	4
Chris Simon	4	2	0	2	24
Peter Bondra	5	1	1	2	4
Andrei Nikolishin	5	0	2	2	4
Sergei Gonchar	5	1	0	1	6
Steve Konowalchuk	5	1	0	1	2
Ulf Dahlen	5	0	1	1	2
Ken Klee	5	0	1	1	10
Joe Reekie	5	0	1	1	2
Jim McKenzie	1	0	0	0	0
Glen Metropolit	2	0	0	0	2
Trent Whitfield	3	0	0	0	0
Brendan Witt	3	0	0	0	0
Terry Yake	3	0	0	0	0
Dmitri Mironov	4	0	0	0	4
Joe Murphy	5	0	0	0	8
Joe Sacco	5	0	0	0	4
Richard Zednik	5	0	0	0	5
Rob Zetter	5	0	0	0	2

Goaltender	GP	MIN	W	L	GAA	SO	SA	PCT
Craig Billington	1	20	0	0	3.00	0	5	.833
Olie Kolzig	5	284	1	4	3.40	0	87	.845

1997-98

Player	GP	G	A	PTS	PIM
Joe Juneau	21	7	10	17	8
Adam Oates	21	6	11	17	8
Andrei Nikolishin	21	1	13	14	12
Brian Bellows	21	6	7	13	6
Peter Bondra	17	7	5	12	12
Sergei Gonchar	21	7	4	11	30
Richard Zednik	17	7	3	10	16
Calle Johansson	21	2	8	10	16
Esa Tikkanen	21	3	3	6	20
Phil Housley	18	0	4	4	4
Dale Hunter	21	0	4	4	30
Todd Krygier	13	1	2	3	6
Joe Reekie	21	1	2	3	20
Mark Tinordi	21	1	2	3	42
Michal Pivonka	13	0	3	3	0
Jeff Brown	2	0	2	2	0
Mike Eagles	12	0	2	2	2
Ken Klee	9	1	0	1	10
Brendan Witt	16	1	0	1	14
Chris Simon	18	1	0	1	26
Craig Berube	21	1	0	1	21
Kelly Miller	10	0	1	1	4
Jeff Toms	1	0	0	0	0
Jaroslav Svejkskovsky	1	0	0	0	2
Olie Kolzig	21	0	0	0	4

Goaltender	GP	MIN	W	L	GAA	SO	SA	PCT
Olie Kolzig	21	1351	12	9	1.95	4	740	.941

1995-96

Player	GP	G	A	PTS	PIM
Joe Juneau	5	0	7	7	6
Sergei Gonchar	6	2	4	6	4
Dale Hunter	6	1	5	6	24
Peter Bondra	6	2	3	5	8
Michal Pivonka	6	3	2	5	18
Andrew Brunette	6	1	3	4	0
Pat Peake	5	2	1	3	12
Sylvain Cote	6	2	0	2	12
Todd Krygier	6	2	0	2	12
Mike Eagles	6	1	1	2	2
Steve Konowalchuk	2	0	2	2	0
Kelly Miller	6	0	1	1	4
Ken Klee	1	0	0	0	0
Nolan Baumgartner	1	0	0	0	10
Craig Berube	2	0	0	0	19
Keith Jones	2	0	0	0	7
Kevin Kaminski	3	0	0	0	16
Jeff Nelson	3	0	0	0	4
Jim Carey	3	0	0	0	0
Olaf Kolzig	5	0	0	0	4
Stefan Ustorf	5	0	0	0	0
Jim Johnson	6	0	0	0	6
Mark Tinordi	6	0	0	0	16
Eric Charron	6	0	0	0	8
Steve Poapst	6	0	0	0	0

Goaltender	GP	MIN	W	L	GAA	SO	SA	PCT
Jim Carey	3	97	0	1	6.19	0	39	.744
Olie Kolzig	5	341	2	3	1.94	0	167	.934

1994-95

Player	GP	G	A	PTS	PIM
Peter Bondra	7	5	3	8	10
Dale Hunter	7	4	4	8	24
Keith Jones	7	4	4	8	22
Joe Juneau	7	2	6	8	2
Steve Konowalchuk	7	2	5	7	12
Dmitri Khristich	7	1	4	5	0
Michal Pivonka	7	1	4	5	21
Calle Johansson	7	3	1	4	0
Sergei Gonchar	7	2	2	4	2
Sylvain Cote	7	1	3	4	2
Kelly Miller	7	0	3	3	4
Mike Eagles	7	0	2	2	4
Jim Johnson	7	0	2	2	8
Rob Pearson	3	1	0	1	17
Mark Tinordi	1	0	0	0	2
Dave Poulin	2	0	0	0	0
Igor Ulanov	2	0	0	0	4
Kevin Kaminski	5	0	0	0	36
Craig Berube	7	0	0	0	29
Joe Reekie	7	0	0	0	2
Ken Klee	7	0	0	0	4
Jim Carey	7	0	0	0	4

Goaltender	GP	MIN	W	L	GAA	SO	SA	PCT
Olie Kolzig	2	44	1	0	1.36	0	21	.952
Byron Dafoe	1	20	0	0	3.00	0	3	.667
Jim Carey	7	358	2	4	4.19	0	151	.834

1993-94

Player	GP	G	A	PTS	PIM
Mike Ridley	11	4	6	10	6
Joe Juneau	11	4	5	9	6
Kelly Miller	11	2	7	9	0
Sylvain Cote	9	1	8	9	6
Michal Pivonka	7	4	4	8	4
Kevin Hatcher	11	3	4	7	37
Peter Bondra	9	2	4	6	4
Dmitri Khristich	11	2	3	5	10
Dave Poulin	11	2	2	4	19
Calle Johansson	6	1	3	4	4
Joe Reekie	11	2	1	3	29
Dale Hunter	7	0	3	3	14
Todd Krygier	5	2	0	2	10
John Slaney	11	1	1	2	2
Randy Burridge	11	0	2	2	12
Jason Woolley	4	1	0	1	4
Shawn Anderson	8	1	0	1	12
Pat Peake	8	0	1	1	8
Keith Jones	11	0	1	1	36
Steve Konowalchuk	11	0	1	1	10
Todd Nelson	4	0	0	0	0
Don Beaupre	8	0	0	0	2
Craig Berube	8	0	0	0	21

Goaltender	GP	MIN	W	L	GAA	SO	SA	PCT
Byron Dafoe	2	118	0	2	2.54	0	39	.872
Don Beaupre	8	429	5	2	2.94	1	191	.890
Rick Tabaracci	2	111	0	2	3.24	0	50	.880

Year-by-Year Playoff Statistics

1992-93

Player	GP	G	A	PTS	PIM
Dale Hunter	6	7	1	8	35
Dmitri Khristich	6	2	5	7	2
Al Iafate	6	6	0	6	4
Mike Ridley	6	1	5	6	0
Peter Bondra	6	0	6	6	0
Pat Elynuik	6	3	2	5	19
Calle Johansson	6	0	5	5	6
Kelly Miller	6	0	3	3	2
Sylvain Cote	6	1	1	2	4
Todd Krygier	6	1	1	2	4
Paul Cavallini	6	0	2	2	18
Michal Pivonka	6	0	2	2	0
Randy Burridge	4	1	0	1	0
Steve Konowalchuk	2	0	1	1	0
Kevin Hatcher	6	0	1	1	14
Alan May	6	0	1	1	6
Don Beaupre	2	0	0	0	0
Rick Tabaracci	4	0	0	0	4
Shawn Anderson	6	0	0	0	0
Keith Jones	6	0	0	0	10

Goaltender	GP	MIN	W	L	GAA	SO	SA	PCT
Rick Tabaracci	4	304	1	3	2.76	0	160	.913
Don Beaupre	2	119	1	1	4.54	0	65	.862

1991-92

Player	GP	G	A	PTS	PIM
Mike Ridley	7	0	11	11	0
Dino Ciccarelli	7	5	4	9	14
Peter Bondra	7	6	2	8	4
Al Iafate	7	4	2	6	14
Kevin Hatcher	7	2	4	6	19
Michal Pivonka	7	1	5	6	13
Dmitri Khristich	7	3	2	5	15
Dale Hunter	7	1	4	5	16
Calle Johansson	7	0	5	5	4
Todd Krygier	5	2	1	3	4
Sylvain Cote	7	1	2	3	4
Kelly Miller	7	1	2	3	4
John Druce	7	1	0	1	2
Randy Burridge	2	0	1	1	0
Rod Langway	7	0	1	1	2
Paul MacDermid	7	0	1	1	22
Dave Tippett	7	0	1	1	0
Brad Schlegel	7	0	1	1	2
Alan May	7	0	0	0	0

Goaltender	GP	MIN	W	L	GAA	SO	SA	PCT
Don Beaupre	7	419	3	4	3.15	0	212	.896

1990-91

Player	GP	G	A	PTS	PIM
Dale Hunter	11	1	9	10	41
Dino Ciccarelli	11	5	4	9	22
Calle Johansson	10	2	7	9	8
Mike Ridley	11	3	4	7	8
Kelly Miller	11	4	2	6	6
Kevin Hatcher	11	3	3	6	8
Dave Tippett	10	2	3	5	8
Michal Pivonka	11	2	3	5	8
Al Iafate	10	1	3	4	22
Dmitri Khristich	11	1	3	4	6
Stephen Leach	9	1	2	3	8
Mike Lalor	10	1	2	3	8
Tim Bergland	11	1	1	2	12
John Druce	11	1	1	2	7
Alan May	11	1	1	2	37
Rod Langway	11	0	2	2	6
Peter Bondra	4	0	1	1	2
Nick Kypreos	9	0	1	1	38
Jeff Greenlaw	1	0	0	0	2
Kent Paynter	1	0	0	0	0
Mike Liut	2	0	0	0	0
Neil Sheehy	2	0	0	0	19
Ken Sabourin	11	0	0	0	34

Goaltender	GP	MIN	W	L	GAA	SO	SA	PCT
Don Beaupre	11	624	5	5	2.79	1	294	.901
Mike Liut	2	48	0	1	5.00	0	30	.867

1989-90

Player	GP	G	A	PTS	PIM
John Druce	15	14	3	17	23
Geoff Courtall	15	4	9	13	32
Dale Hunter	15	4	8	12	61
Dino Ciccarelli	8	8	3	11	6
Scott Stevens	15	2	7	9	25
Kelly Miller	15	3	5	8	23
John Tucker	12	1	7	8	0
Kevin Hatcher	11	0	8	8	32
Mike Ridley	14	3	4	7	8
Calle Johansson	15	1	6	7	4
Bob Rouse	15	2	3	5	47
Rod Langway	15	1	4	5	12
Stephen Leach	14	2	2	4	8
Bob Joyce	14	2	1	3	9
Tim Bergland	15	1	1	2	10
Michal Pivonka	11	0	2	2	6
Nick Kypreos	7	1	0	1	15
Neil Sheehy	10	0	1	1	92
Steve Maltais	1	0	0	0	0
Scott Kleinendorst	3	0	0	0	0
Kent Paynter	3	0	0	0	10
Don Beaupre	8	0	0	0	2
Rob Murray	9	0	0	0	18
Alan May	15	0	0	0	37

Goaltender	GP	MIN	W	L	GAA	SO	SA	PCT
Don Beaupre	8	401	4	3	2.69	0	187	.904
Mike Liut	9	507	4	4	3.31	0	223	.874

1988-89

Player	GP	G	A	PTS	PIM
Geoff Courtall	6	2	5	7	12
Dino Ciccarelli	6	3	3	6	12
Bengt Gustafsson	4	2	3	5	6
Kevin Hatcher	6	1	4	5	20
Scott Stevens	6	1	4	5	11
Mike Ridley	6	0	5	5	2
Michal Pivonka	6	3	1	4	10
Dale Hunter	6	0	4	4	27
Calle Johansson	6	1	2	3	0
Bob Rouse	6	2	0	2	4
Dave Christian	6	1	1	2	0
Bob Gould	6	0	2	2	0
Lou Franceschetti	6	1	0	1	8
Stephen Leach	6	1	9	1	12
Kelly Miller	6	1	0	1	2
Chris Felix	1	0	1	1	0
Yvon Corriveau	1	0	0	0	0
John Druce	1	0	0	0	0
Doug Wickenheiser	5	0	0	0	2
Rod Langway	6	0	0	0	6
Pete Peeters	6	0	0	0	2
Neil Sheehy	6	0	0	0	19

Goaltender	GP	MIN	W	L	GAA	SO	SA	PCT
Pete Peeters	6	359	2	4	4.01	0	164	.853

1987-88

Player	GP	G	A	PTS	PIM
Bengt Gustafsson	14	4	9	13	6
Michal Pivonka	14	4	9	13	4
Dale Hunter	14	7	5	12	98
Kevin Hatcher	14	5	7	12	55
Scott Stevens	13	1	11	12	46
Mike Ridley	14	6	5	11	10
Dave Christian	14	5	6	11	6
Larry Murphy	13	4	4	8	33
Kelly Miller	13	4	4	8	10
Mike Gartner	14	3	4	7	14
Garry Galley	13	2	4	6	13
Greg Adams	14	0	5	5	58
Bob Gould	14	3	1	4	21
Stephen Leach	3	2	1	3	0
Yvon Corriveau	13	1	2	3	30
Peter Sundstrom	14	2	0	2	6
Grant Ledyard	14	1	0	1	3
Chris Felix	1	0	0	0	0
Jeff Greenlaw	1	0	0	0	19
Grant Jennings	1	0	0	0	0
Ed Kastelic	1	0	0	0	19
Lou Franceschetti	4	0	0	0	14
Clint Malarchuk	4	0	0	0	2
Rod Langway	6	0	0	0	8
Greg Smith	9	0	0	0	23
Pete Peeters	12	0	0	0	4

Goaltender	GP	MIN	W	L	GAA	SO	SA	PCT
Pete Peeters	12	654	7	5	3.12	0	326	.895
Clint Malarchuk	4	193	0	2	4.66	0	95	.842

Year-by-Year Playoff Statistics

1986-87

Player	GP	G	A	PTS	PIM
Mike Gartner	7	4	3	7	14
Scott Stevens	7	0	5	5	19
Kelly Miller	7	2	2	4	0
Larry Murphy	7	2	2	4	6
Greg Adams	7	1	3	4	38
Dave Christian	7	1	3	4	6
Gaetan Duchesne	7	3	0	3	14
Mike Ridley	7	2	1	3	6
Alan Haworth	6	0	3	3	7
Bob Gould	7	0	3	3	8
Michal Pivonka	7	1	1	2	2
Grant Martin	1	1	0	1	2
Ed Kastelic	5	1	0	1	13
Kevin Hatcher	7	1	0	1	20
John Blum	6	0	1	1	4
Rod Langway	7	0	1	1	2
Craig Laughlin	1	0	0	0	0
Garry Galley	2	0	0	0	0
Pete Peeters	3	0	0	0	2
Lou Franceschetti	7	0	0	0	23
Dave Jensen	7	0	0	0	2
Greg Smith	7	0	0	0	11

Goaltender	GP	MIN	W	L	GAA	SO	SA	PCT
Bob Mason	4	309	2	2	1.75	1	143	.937
Pete Peeters	3	180	1	2	3.00	0	76	.880

1985-86

Player	GP	G	A	PTS	PIM
Mike Gartner	9	2	10	12	4
Scott Stevens	9	3	8	11	12
Alan Haworth	9	4	6	10	11
Bob Carpenter	9	5	4	9	12
Dave Christian	9	4	4	8	0
Gaetan Duchesne	9	4	3	7	12
Bob Gould	9	4	3	7	11
Larry Murphy	9	1	5	6	6
Greg Adams	9	1	3	4	27
John Barrett	9	1	2	3	35
Greg Smith	9	1	2	3	9
Jorgen Pettersson	8	1	2	3	2
Rod Langway	9	1	2	3	6
Craig Laughlin	9	1	2	3	10
Yvon Corriveau	4	0	3	3	2
Kevin Hatcher	9	1	1	2	19
Stephen Leach	6	0	1	1	0
Dwight Schofield	3	0	0	0	14
Marc Taylor	3	0	0	0	0
Dave Jensen	4	0	0	0	0
Lou Franceschetti	8	0	0	0	15
Pete Peeters	9	0	0	0	2

Goaltender	GP	MIN	W	L	GAA	SO	SA	PCT
Pete Peeters	9	544	5	4	2.65	0	253	.905

1984-85

Player	GP	G	A	PTS	PIM
Mike Gartner	5	4	3	7	9
Larry Murphy	5	2	3	5	0
Bob Carpenter	5	1	4	5	8
Bengt Gustafsson	5	1	3	4	0
Dave Christian	5	1	1	2	0
Lou Franceschetti	5	1	1	2	15
Alan Haworth	5	1	0	1	0
Doug Jarvis	5	1	0	1	0
Gaetan Duchesne	5	0	1	1	7
Bob Gould	5	0	1	1	2
Rod Langway	5	0	1	1	6
Mike McEwen	5	0	1	1	4
Scott Stevens	5	0	1	1	20
Darren Veitch	5	0	1	1	4
Kevin Hatcher	1	0	0	0	0
Mikko Leinonen	1	0	0	0	0
Peter Anderson	2	0	0	0	0
Timo Blomqvist	2	0	0	0	0
Al Jensen	3	0	0	0	2
Gary Sampson	4	0	0	0	0
Greg Adams	5	0	0	0	9
Craig Laughlin	5	0	0	0	2

Goaltender	GP	MIN	W	L	GAA	SO	SA	PCT
Al Jensen	3	201	1	2	2.39	0	86	.906
Pat Riffin	2	122	1	1	2.46	0	39	.872

1983-84

Player	GP	G	A	PTS	PIM
Mike Gartner	8	3	7	10	16
Dave Christian	8	5	4	9	5
Scott Stevens	8	1	8	9	5
Craig Laughlin	8	4	2	6	6
Alan Haworth	8	3	2	5	4
Bengt Gustafsson	8	2	3	5	0
Bryan Erickson	8	3	2	5	7
Doug Jarvis	8	2	3	5	6
Rod Langway	8	0	5	5	7
Bobby Carpenter	8	2	1	3	25
Gaetan Duchesne	8	2	1	3	2
Larry Murphy	8	0	3	3	6
Bob Gould	5	0	2	2	4
Glen Currie	8	1	0	1	0
Gary Sampson	8	1	0	1	0
Peter Andersson	3	0	1	1	2
Darren Veitch	5	0	1	1	15
Al Jensen	6	0	1	1	2
Dave Shand	8	0	1	1	13
Greg Adams	1	0	0	0	0
Andre Hidi	2	0	0	0	0
Lou Franceschetti	3	0	0	0	8
Pat Riffin	5	0	0	0	2
Timo Blomqvist	8	0	0	0	8

Goaltender	GP	MIN	W	L	GAA	SO	SA	PCT
Pat Riffin	5	230	1	3	2.35	0	81	.888
Al Jensen	6	258	3	1	3.26	0	120	.882

1982-83

Player	GP	G	A	PTS	PIM
Bob Gould	4	5	0	5	4
Glen Currie	4	0	3	3	4
Gaetan Duchesne	4	1	1	2	4
Dennis Maruk	4	1	1	2	2
Brian Engblom	4	0	2	2	2
Bobby Carpenter	4	1	0	1	2
Ken Houston	4	1	0	1	4
Craig Laughlin	4	1	0	1	0
Scott Stevens	4	1	0	1	26
Bengt Gustafsson	4	1	0	1	4
Randy Holt	4	0	1	1	20
Doug Jarvis	4	0	1	1	0
Greg Theberge	4	0	1	1	0
Ted Bulley	1	0	0	0	0
Milan Novy	2	0	0	0	0
Chris Valentine	2	0	0	0	4
Timo Blomqvist	3	0	0	0	16
Mike Gartner	4	0	0	0	4
Alan Haworth	4	0	0	0	2
Rod Langway	4	0	0	0	0

Goaltender	GP	MIN	W	L	GAA	SO	SA	PCT
Al Jensen	3	139	1	2	4.32	0	75	.867
Pat Riffin	3	101	0	1	4.75	0	59	.864

Playoff Record Book

TEAM - PLAYOFF

ALL-TIME APPEARANCES

29

STANLEY CUP CHAMPIONSHIPS

1 2018

STANLEY CUP FINAL APPEARANCES

2 1998, 2018

CONFERENCE FINALS APPEARANCES

3 1990, 1998, 2018

TEAM - SEASON

MOST GOALS

86 2018
54 1988
53 1998

At Home

39 2018
25 1998
1988

On Road

47 2018
29 1988
28 1998
1990

MOST GOALS AGAINST

61 2018
50 1988
48 1990

At Home

30 2018
26 1988
24 1998

On Road

32 1990
31 2018
24 1988

MOST POWER-PLAY GOALS

22 2018
14 1998
1988

At Home

12 2018

On Road

10 2018

MOST POWER-PLAY ATTEMPTS

99 1988

At Home

51 1988

On Road

48 1988

MOST POWER-PLAY GOALS ALLOWED

18 2018
15 1998

At Home

9 2018
1998

On Road

9 2018
1990

MOST SHORTHANDED GOALS

4 1988

MOST SHORTHANDED GOALS ALLOWED

3 1990

MOST SHOTS

762 2018
529 1998
444 2015

MOST SHOTS ALLOWED

740 1998
691 2018
459 2012

MOST PENALTY MINUTES

529 1988

MOST PENALTY MINUTES, OPPONENTS

635 1988

MOST SHUTOUTS

4 1998
2 2018
2016
2009

MOST TIMES SHUTOUT

2 2013
1998

MOST CONSECUTIVE SHUTOUTS

2 5/21/18 to 5/23/18
5/13/98 to 5/15/98

FEWEST GOALS

8 2000
10 2001
11 1983

At Home

3 2001
4 2000
5 Three times; most recent 2003

On Road

3 2019
4 2000
5 1985

FEWEST GOALS AGAINST

14 Three times; most recent 2003
16 2013

At Home

4 2001
6 1985
7 2013

On Road

5 2003
6 Twice; most recent 2000
7 1983

FEWEST POWER-PLAY GOALS

1 2010
1983

FEWEST POWER-PLAY GOALS ALLOWED

2 2013
1993

FEWEST POWER-PLAY ATTEMPTS

16 2013
21 2000
22 2001

FEWEST POWER-PLAY ATTEMPTS, OPPONENTS

18 1983

FEWEST SHOTS

127 1983

FEWEST SHOTS ALLOWED

109 2000
125 1985

FEWEST PENALTY MINUTES

69 2010
2019
76 2013

FEWEST PENALTY MINUTES, OPPONENTS

42 2013
57 2000
65 2019

TEAM - SERIES

MOST GOALS

31 1988 vs. PHI
27 1992 vs. PIT
26 1995 vs. PIT

At Home

17 1988 vs. PHI
2019 vs. CAR

On Road

16 2018 vs. TB

MOST GOALS AGAINST

29 1995 vs. PIT
27 2009 vs. PIT

At Home

15 2009 vs. PIT
On Road
18 1995 vs. PIT

MOST POWER-PLAY GOALS

11 1992 vs. PIT

At Home

6 2018 vs. CBJ
1993 vs. NYI

On Road

7 1984 vs. NYI

MOST POWER-PLAY ATTEMPTS

52 1988 vs. NJ

MOST POWER-PLAY GOALS ALLOWED

10 1995 vs. PIT

At Home

5 2009 vs. PIT
1996 vs. PIT
1989 vs. PHI

On Road

7 1995 vs. PIT

MOST POWER-PLAY ATTEMPTS, OPPONENT

42 1996 vs. PIT
1995 vs. PIT

MOST SHORTHANDED GOALS

3 1988 vs. PHI

MOST SHORTHANDED GOALS ALLOWED

2 1989 vs. PHI
1990 vs. NYR

MOST SHOTS

292 2010 vs. MTL
273 1987 vs. NYI

MOST SHOTS ALLOWED

256 2009 vs. PIT

MOST PENALTY MINUTES

305 1988 vs. NJ

MOST PENALTY MINUTES, OPPONENT

349 1988 vs. NJ

FEWEST GOALS

6 1990 vs. BOS
7 1998 vs. DET
8 2000 vs. PIT

At Home

2 1998 vs. DET
1991 vs. PIT

On Road

3 Three times; most recent 2019
vs. CAR

FEWEST GOALS AGAINST

4 1986 vs. NYI
5 1984 vs. PHI
6 2016 vs. PHI

At Home

2 2011 vs. NYR

On Road

1 1986 vs. NYI
1984 vs. PHI

FEWEST POWER-PLAY GOALS

1 2015 vs. NYR
2010 vs. MTL
1983 vs. NYI

FEWEST POWER-PLAY ATTEMPTS

11 1984 vs. PHI

FEWEST POWER-PLAY GOALS ALLOWED

0 2015 vs. NYI

FEWEST POWER-PLAY ATTEMPTS, OPPONENT

7 1984 vs. PHI

FEWEST SHOTS

90 1998 vs. OTT
1984 vs. PHI

FEWEST SHOTS AGAINST

90 1986 vs. NYI

Playoff Record Book

FEWEST PENALTY MINUTES

36 2011 vs. TB

FEWEST PENALTY MINUTES, OPPONENT

38 2011 vs. TBL

TEAM – GAME

MOST GOALS

At Home
8 4/19/86 vs. NYR
7 4/23/90 vs. NYR
On Road
7 4/25/92 at PIT
4/14/88 at PHI
4/28/88 at NJ

MOST GOALS AGAINST

At Home
8 4/11/89 vs. PHI
7 4/13/00 vs. PIT
5/16/95 vs. PIT
On Road
10 4/22/88 at NJ
7 4/19/91 at PIT
4/19/90 at NYR

MOST POWER-PLAY GOALS

At Home
3 seven times; most recent
4/20/19 vs. CAR
On Road
5 4/18/16 at PHI

MOST POWER-PLAY GOALS ALLOWED

At Home
3 Three times; most recent
4/13/00 vs. PIT
On Road
4 4/29/92 at PIT

MOST POWER-PLAY GOALS, BOTH TEAMS

5 11 times; most recent
4/15/18 vs. CBJ

MOST POWER-PLAY ATTEMPTS

At Home
11 4/9/83 vs. NYI
On Road
11 Twice; most recent
4/23/92 at PIT

MOST POWER-PLAY ATTEMPTS, OPPONENT

At Home
10 4/24/96 vs. PIT
On Road
12 4/23/92 at PIT

MOST SHORTHANDED GOALS

1 26 times; most recent
4/23/18 at CBJ

MOST SHORTHANDED GOALS ALLOWED

1 18 times; most recent
4/24/19 vs. CAR

MOST SHOTS

At Home
75 4/18/87 vs. NYI
On Road
55 4/11/91 at NYR

MOST SHOTS IN A REGULATION GAME

At Home
49 4/23/90 vs. NYR
On Road
54 4/26/10 at MTL

MOST SHOTS ALLOWED

At Home
65 4/24/96 vs. PIT
On Road
60 6/11/98 at DET

MOST SHOTS ALLOWED IN A REGULATION GAME

At Home
45 4/19/12 vs. BOS
On Road
45 4/15/19 at CAR

MOST PENALTY MINUTES

At Home
80 4/20/88 vs. NJ
On Road
123 4/22/88 at NJ

MOST PENALTY MINUTES, OPPONENT

At Home
82 4/20/88 vs. NJ
On Road
108 4/22/88 at NJ

FEWEST GOALS

At Home
0 10 times; most recent
5/10/17 vs. PIT
On Road
0 Six times; most recent
4/15/19 at CAR

FEWEST GOALS ALLOWED

At Home
0 10 times; most recent
4/20/19 vs. CAR
On Road
0 nine times; most recent
5/23/18 at TB

FEWEST POWER-PLAY ATTEMPTS

0 10 times; most recent
5/19/18 at TB

FEWEST POWER-PLAY ATTEMPTS, OPPONENT

1 17 times; most recent
4/24/19 vs. CAR

FEWEST SHOTS

At Home
14 5/9/90 vs. BOS
On Road
11 5/13/98 at OTT

FEWEST SHOTS ALLOWED

At Home
10 4/9/90 vs. NJ
On Road
14 4/28/12 at NYR

FEWEST PENALTY MINUTES

At Home
2 Seven times; most recent
4/24/19 vs. CAR
On Road
2 Two times; most recent
5/19/18 at TB

FEWEST PENALTY MINUTES, OPPONENT

At Home
0 4/27/15 vs. NYI
5/13/09 vs. PIT
On Road
0 5/19/18 vs. TB

TEAM – PERIOD

MOST GOALS

At Home
4 Four times; most recent
5/5/18 vs. PIT
On Road
4 Six times; most recent
4/19/17 at TOR

MOST GOALS ALLOWED

At Home
4 4/11/89 vs. PHI
5/16/95 vs. PIT
On Road
5 4/22/88 at NJ

MOST POWER-PLAY GOALS

4 4/18/16 at PHI
3 4/14/88 at PHI

MOST POWER-PLAY GOALS ALLOWED

3 4/23/92 at PIT

MOST POWER-PLAY ATTEMPTS

7 4/28/88 vs. NJ

MOST POWER-PLAY ATTEMPTS, OPPONENT

6 4/7/91 vs. NYR

MOST SHOTS

At Home
21 4/15/18 vs. CBJ
On Road
22 4/26/10 at MTL

MOST SHOTS ALLOWED

At Home
21 4/19/08 vs. PHI
On Road
21 4/21/10 at MTL

FEWEST SHOTS

At Home
0 5/7/94 vs. NYR
On Road
1 4/15/19 at CAR

FEWEST SHOTS ALLOWED

At Home
1 4/28/09 vs. NYR
4/21/01 vs. PIT
4/22/96 vs. PIT
On Road
1 4/19/94 at PIT

MOST PENALTY MINUTES

At Home
54 4/20/88 vs. NJD
On Road
77 4/22/88 at NJ

MOST PENALTY MINUTES, OPPONENT

At Home
54 4/20/88 vs. NJD
On Road
63 4/7/84 at PHI

FASTEST GOALS

FASTEST GOAL, START OF A GAME

0:15 Mike Gartner,
4/8/87 in a 4-3 win vs. NYI

FASTEST GOAL AGAINST, START OF A GAME

0:14 Kirk Muller,
4/30/88 in a 3-2 loss vs. NJ

FASTEST GOAL, START OF A PERIOD

0:15 Mike Gartner, 1st period
4/8/87 in a 4-3 win vs. NYI

FASTEST GOAL AGAINST, START OF A PERIOD

0:12 Sidney Crosby, 2nd period
4/27/17 in a 3-2 loss vs. PIT

FASTEST TWO GOALS, BOTH TEAMS

0:09 Bryan Trottier (NYI) and Scott
Stevens (WSH), 4/10/86 in a
5-2 win vs. NYI

FASTEST TWO GOALS, CAPITALS PLAYER

0:16 Larry Murphy,
4/10/85 in a 4-3 win vs. NYI

FASTEST TWO GOALS, OPPOSING PLAYER

0:11 Petr Nedved,
4/17/96 in a 6-4 win at PIT

FASTEST TWO GOALS, TWO CAPITALS PLAYERS

0:17 Dino Ciccarelli and Peter Bondra,
4/25/92 in a 7-2 win at PIT

FASTEST TWO GOALS, OPPOSING PLAYERS

0:07 Marian Gaborik and Brandon
Dubinsky, 4/20/11 in a 4-3 win at NYR

FASTEST THREE GOALS, BOTH TEAMS

1:09 Mario Lemieux (PIT), Dino Ciccarelli (WSH)
and Peter Bondra (WSH), 4/25/92
in a 7-2 loss at PIT

Playoff Record Book

FASTEST THREE GOALS, CAPITALS TEAM

2:09 Mike Gartner and Larry Murphy (2), 4/10/85 in a 4-3 win vs. NYI

FASTEST FOUR GOALS, BOTH TEAMS

2:33 Danny Briere (PHI), Eric Fehr (WSH), Scott Hartnell (PHI) and Sami Kapanen (PHI), 4/15/08 in a 6-3 loss at PHI

INDIVIDUAL – SEASON

MOST GAMES PLAYED

24 12 players, 2018

MOST POINTS

32 **Evgeny Kuznetsov, 2018**
27 **Alex Ovechkin, 2018**
23 **Nicklas Backstrom, 2018**

MOST GOALS

15 **Alex Ovechkin, 2018**
14 John Druce, 1990
12 **Evgeny Kuznetsov, 2018**

MOST ASSISTS

20 **Evgeny Kuznetsov, 2018**
18 **Nicklas Backstrom, 2018**
15 **John Carlson, 2018**

MOST PENALTY MINUTES

98 Dale Hunter, 1988
92 Neil Sheehy, 1990
61 Dale Hunter, 1990

MOST POWER-PLAY GOALS

8 John Druce, 1990

MOST SHORTHANDED GOALS

2 Bob Gould, 1988

MOST GAME-WINNING GOALS

4 Joe Juneau, 1998
John Druce, 1990

BEST PLUS/MINUS RATING

+17 Brooks Orpik, 2018
+12 **Evgeny Kuznetsov, 2018**
+11 **Tom Wilson, 2018**
John Carlson, 2018

MOST CONSECUTIVE GAMES WITH A POINT

11 **Evgeny Kuznetsov, 5/3/18 to 5/28/18 vs. PIT, TB, VGK**
9 **Nicklas Backstrom, 4/24/09 to 5/11/09 vs. NYR, PIT**

MOST CONSECUTIVE GAMES WITH A GOAL

7 John Druce, 4/15/90 to 5/3/90 vs. NJ, NYR, BOS

MOST CONSECUTIVE GAMES WITH AN ASSIST

6 Mike Ridley, 4/21/92 to 5/1/92 vs. PIT

GOALTENDER – SEASON

MOST GAMES PLAYED

23 **Braden Holtby, 2018**
21 Olie Kolzig, 1998
14 **Braden Holtby, 2012**

MOST MINUTES

1,386 **Braden Holtby, 2018**
1,351 Olie Kolzig, 1998
922 **Braden Holtby, 2012**

MOST WINS

16 **Braden Holtby, 2018**
12 Olie Kolzig, 1998
7 **Braden Holtby, 2017**
Braden Holtby, 2012
Semyon Varlamov, 2009
Pete Peeters, 1988

MOST SHUTOUTS

4 Olie Kolzig, 1998
2 **Braden Holtby, 2018**
Braden Holtby, 2016
Semyon Varlamov, 2009

LOWEST GAA (minimum 60 minutes)

1.71 **Braden Holtby, 2015**
1.72 **Braden Holtby, 2016**
1.76 Bob Mason, 1987

HIGHEST SAVE PERCENTAGE (minimum 60 minutes)

.944 **Braden Holtby, 2015**
.942 **Braden Holtby, 2016**
.941 Olie Kolzig, 1998

MOST SHOTS AGAINST

740 Olie Kolzig, 1998
639 **Braden Holtby, 2018**
459 **Braden Holtby, 2012**

MOST SAVES MADE

696 Olie Kolzig, 1998
589 **Braden Holtby, 2018**
429 **Braden Holtby, 2012**

MOST CONSECUTIVE STARTS, GOALTENDER

38 Olie Kolzig, 4/22/98 to 4/20/03

MOST CONSECUTIVE GAMES PLAYED, GOALTENDER

41 Olie Kolzig, 4/24/96 to 4/20/03

MOST CONSECUTIVE WINS, GOALTENDER

5 Semyon Varlamov, 4/24/09 to 5/4/09 vs. NYR, PIT

MOST CONSECUTIVE SHUTOUT MINUTES

168:42 Olie Kolzig, 5/11/98 to 5/23/98

INDIVIDUAL – SERIES

MOST POINTS

14 **Alex Ovechkin, 2009 vs. PIT**
11 Dino Ciccarelli, 1990 vs. NJ
John Druce, 1990 vs. NYR
Mike Ridley, 1992 vs. PIT

MOST GOALS

9 John Druce, 1990 vs. NYR

MOST ASSISTS

11 Mike Ridley, 1992 vs. PIT

MOST PENALTY MINUTES

58 Neil Sheehy, 1990 vs. NYR

MOST POWER-PLAY GOALS

5 John Druce, 1990 vs. NYR

MOST SHORTHANDED GOALS

2 Bob Gould, 1988 vs. PHI

MOST GAME-WINNING GOALS

2 **Several times; most recent Jakub Vrana, 2018 vs. PIT**

INDIVIDUAL – GAME

MOST POINTS

5 Alan Haworth, 4/19/86 vs. NYR

MOST GOALS

4 Dino Ciccarelli, 4/25/92 at PIT

MOST ASSISTS

4 **Evgeny Kuznetsov, 6/4/18 vs. VGK**
Andrei Nikolishin, 5/28/98 at BUF
Scott Stevens, 4/28/88 at NJ

MOST POWER-PLAY GOALS

2 Nine times; most recent **Alex Ovechkin, 4/15/18 vs. CBJ**

MOST PENALTY MINUTES

32 Dale Hunter, 4/22/88 at NJ

MOST POINTS, OPPONENT

8 Patrik Sundstrom, 4/22/88 at NJ

MOST GOALS, OPPONENT

4 Mark Johnson, 4/22/88 at NJ
Ray Ferraro, 4/26/93 vs. NYI

MOST ASSISTS, OPPONENT

5 Patrik Sundstrom, 4/22/88 at NJ

MOST POWER-PLAY GOALS, OPPONENT

3 Mark Johnson, 4/22/88 at NJ

MOST PENALTY MINUTES, OPPONENT

37 Jim Korn, 4/28/88 at NJ

GOALTENDER – GAME

MOST SAVES

62 Olie Kolzig, 4/24/96 in a 3-2 loss vs. PIT

MOST SHOTS AGAINST IN A REGULATION GAME

48 Olie Kolzig, 6/11/98 at DET

MOST SHOTS AGAINST IN AN OVERTIME GAME

65 Olie Kolzig, 4/24/96 vs. PIT

INDIVIDUAL – PERIOD

MOST POINTS

3 **Several times; most recent John Carlson, 4/11/19 vs. CAR**

MOST GOALS

3 Dino Ciccarelli, 4/25/92 at PIT

MOST ASSISTS

3 John Carlson, 4/11/19 vs. CAR

MOST PENALTY MINUTES

24 Dale Hunter, 4/22/88 at NJ

MOST POINTS, OPPONENT

4 Mario Lemieux, 4/23/92 at PIT

MOST GOALS, OPPONENT

3 Ray Ferraro, 4/26/93 vs. NYI
Daniel Alfredsson, 5/11/98 vs. OTT

MOST ASSISTS, OPPONENT

3 Ron Francis, 5/8/95 at PIT
Brian Leetch, 5/9/94 at NYR
Paul Coffey, 4/19/91 at PIT

MOST PENALTY MINUTES, OPPONENT

27 Jim Korn, 4/28/88 at NJ

2018 Stanley Cup Timeline

Eastern Conference Quarterfinal - Capitals Defeat Blue Jackets, 4-2

Game 3: Eller's Double OT Winner Secures Caps' First Postseason Win

After dropping the first two games of their first-round series against the Columbus Blue Jackets, the Capitals responded in Game 3 at Nationwide Arena. Lars Eller scored the game-winning goal nine minutes into double overtime and Braden Holtby made 33 saves as the Capitals earned a 3-2 win. The Capitals successfully killed all four Columbus power plays, including a full two-minute man-advantage in the first overtime. Eller's first career postseason OT winner secured the first of four consecutive Washington wins. Alex Ovechkin had two assists in his 100th career Stanley Cup playoff game.

Game 4: Caps No. 1 Line Shines

Evgeny Kuznetsov had a goal and three assists, while Alex Ovechkin and Tom Wilson had a goal and an assist each as the Capitals beat the Blue Jackets 4-1 in Game 4. The series would return to D.C. tied at two games apiece.

Game 5: Backstrom Delivers in OT, Gives Capitals 3-2 Series Lead

Nicklas Backstrom scored his first two goals of the postseason, including the overtime winner as the Capitals beat Columbus 4-3 in OT in Game 5. Backstrom's deflection of a Dmitry Orlov point shot at 11:53 of overtime gave him his franchise-record fourth career postseason OT winner. It also provided the Capitals with a 3-2 series lead.

Game 6: Capitals Eliminate Columbus, Book Rematch with Penguins

In a span of just over five-and-a-half minutes in Game 6 against Columbus, Alex Ovechkin scored an even-strength goal, drew a penalty and scored on the ensuing power play. Ovechkin's sequence late in the second period helped break a 1-1 tie and give Washington a 3-1 lead heading into the second intermission. Devante Smith-Pelly would add the eventual game-winning goal in the third period, while Chandler Stephenson became the first rookie in team history to score a postseason shorthanded goal. The Capitals beat Columbus 6-3 in Game 6 and became the first team in NHL history to win a series after dropping the first two games in overtime.



2018 Stanley Cup Timeline

Eastern Conference Semifinal - Capitals Defeat Penguins, 4-2

Game 2: Caps Erase Series Deficit vs. Pittsburgh

The Capitals responded after dropping their series opener in Round 2 against Pittsburgh with a convincing 4-1 win in Game 2. Alex Ovechkin scored 86 seconds into the first period and rookie Jakub Vrana scored the game-winning goal as the Capitals evened the series at a game apiece.

Game 3: Ovechkin's Late Winner Gives Caps Series Lead

In what may go down as one of the biggest goals of his career, Alex Ovechkin capped off a 2-on-1 rush with Nicklas Backstrom with 1:07 remaining in regulation and beat Matt Murray to secure a 4-3 Capitals win in Game 3. Pittsburgh had built a 3-2 lead through two periods, but Matt Niskanen tied the score 5:06 into the third before Ovechkin and Backstrom teamed up to complete the comeback. Ovechkin's goal came at the end of a 1:26 shift — his longest even-strength shift of the game — and gave Washington a 2-1 series lead.

Game 5: Vrana Provides Third Period Spark

With the Capitals trailing Pittsburgh 3-2 heading into the third period of a critical Game 5 at home, rookie Jakub Vrana joined Alex Ovechkin and Evgeny Kuznetsov on the No.1 line. Pittsburgh had command of the second period, scoring twice and outshooting Washington 18-5. The Capitals needed a spark. Vrana and the newly-configured top line provided one. In the opening minute of the most important period of their season, Vrana sprung Kuznetsov for the game-tying goal on a breakaway. Vrana later scored the go-ahead marker on a feed from Ovechkin with 4:38 remaining. Although the Capitals lost Nicklas Backstrom with an injury in the third, they won 6-3 and took a 3-2 series lead.

Game 6: Kuznetsov Nets OT Winner; Sends Caps to Eastern Conference Final

Despite missing three of their top-six forwards for Game 6 in Pittsburgh — Nicklas Backstrom, Andre Burakovsky and Tom Wilson were all out — the undermanned Capitals beat the Penguins 2-1 in overtime. Washington dressed a franchise-record five rookies in Game 6, including two — Travis Boyd and Nathan Walker — who made their NHL postseason debut. That didn't keep the Capitals from eliminating the two-time defending Stanley Cup champions. Alex Chiasson opened the scoring on a pass from Walker in the second period, before Alex Ovechkin fed Evgeny Kuznetsov for the game-winner in OT. For the first time in 20 years, the Capitals advanced to the Eastern Conference Final.



2018 Stanley Cup Timeline



Eastern Conference Final - Capitals Defeat Lightning, 4-3

Game 1: Caps Draw First Blood in Tampa Bay

The Capitals opened the Eastern Conference Final with a 4-2 win in Game 1 in Tampa Bay. Alex Ovechkin had a power-play goal and an assist in his Eastern Conference Final debut while Jay Beagle, Michal Kempny and Lars Eller also scored as the Capitals built a 4-0 lead in the second period. Game 1 could have turned late in the first period when Tampa Bay's Nikita Kucherov appeared to tie the score 1-1. Instead, the Lightning were penalized for having too many men on the ice. The goal was erased and Washington received a power play. Two seconds into the ensuing man advantage, Ovechkin gave the Capitals a 2-0 lead.

Game 2: Caps Continue Road Success

With Nicklas Backstrom missing a third consecutive game due to injury, centers Evgeny Kuznetsov and Lars Eller had a goal and two assists each as the Capitals beat the Lightning 6-2 to take a 2-0 series lead. Alex Ovechkin, Tom Wilson, Brett Connolly and Devante Smith-Pelly also scored as the Capitals improved to 7-1 on the road in the postseason. John Carlson had two assists to establish a franchise record for most points in a single postseason by a defenseman (13).



Game 6: Holtby Blanks Bolts

Facing elimination for the first time in the 2018 Stanley Cup Playoffs, T.J. Oshie scored twice and Braden Holtby made 24 saves as the Capitals beat the Lightning 3-0 in Game 6. The Capitals controlled possession but were also physical, outitting the Lightning 39-19. Brooks Orpik and Tom Wilson led the Capitals with six hits each.

Game 7: Holtby Earns Another Shutout; Caps Advance to Cup Final

Alex Ovechkin opened the scoring just 62 seconds into the first period and Braden Holtby made 29 saves as the Capitals beat the Lightning 4-0 in Game 7. With the win, the Capitals advanced to the Stanley Cup Final for the first time since 1998. Holtby stopped the final 61 shots he faced against Tampa Bay and ended the series with a shutout streak of 157:13. Andre Burakovsky added a pair of insurance markers in the second period and joined Dale Hunter (1988) as the only Capitals to score two goals in a Game 7. Evgeny Kuznetsov picked up an assist and established a Capitals postseason record by extending his point streak to 10 games.



2018 Stanley Cup Timeline

Stanley Cup Final - Capitals Defeat Golden Knights, 4-1

Game 2: Orpik Nets Winner; Capitals Earn First Win in Stanley Cup Final

Capitals leading-scorer Evgeny Kuznetsov left Game 2 late in the first period due to injury, but Lars Eller was among those who picked up the slack. Eller factored in all of Washington's scoring with a goal and two assists as the Capitals beat Vegas 3-2 to even the Cup Final at a game apiece. Alex Ovechkin scored a power-play goal and Brooks Orpik emerged as the unlikely game-winning goal scorer. Orpik broke a personal 220-game goalless drought midway through the second period. Braden Holtby made 37 saves, none bigger than his sprawling paddle stop on Alex Tuch with two minutes remaining in regulation to preserve Washington's one-goal lead.



Game 3: Capitals Take Series Lead in Cup Final

Alex Ovechkin and Evgeny Kuznetsov both scored first-period goals while Devante Smith-Pelly added an insurance tally in the third as the Capitals beat the Golden Knights 3-1 in Game 3. The win gave the Capitals their first ever Stanley Cup Final victory on home ice and a 2-1 series lead. Ovechkin scored 1:10 into the first period, tying John Druce's franchise record with his 14th goal of the playoffs.



Game 4: Balanced Attack Puts Capitals on Verge of Cup Win

Six different Capitals scored and Evgeny Kuznetsov had four assists as Washington beat Vegas 6-2 in Game 4 of the Stanley Cup Final. Kuznetsov became the 12th player in NHL history and the first since Joe Sakic in 1996 to record four assists in a game in the Stanley Cup Final. T.J. Oshie, Tom Wilson and Devante Smith-Pelly all scored in the first period while John Carlson added a power-play tally in the second. Michal Kempny and Brett Connolly also scored for the Capitals, who dominated the special teams battle going 4-for-4 on the penalty kill and 3-for-5 on the power play.

Game 5: Capitals Rally Once More; Win the Stanley Cup

The Capitals earned the first Stanley Cup title in franchise history with a 4-3 win in Game 5 at T-Mobile Arena. Vegas led 3-2 at the second intermission, but Devante Smith-Pelly and Lars Eller scored in the third period to secure the Capitals' comeback win. Smith-Pelly's seven goals in the playoffs matched his entire total from the regular season. He capped off the Stanley Cup Final on a three-game goal scoring streak. Jakub Vrana and Alex Ovechkin also scored in the Cup-clinching win. Ovechkin's 15th goal of the playoffs established a new franchise record. John Carlson added an assist to become the Capitals all-time postseason leading scorer among defensemen (55 points in 100 games). The Capitals, who clinched all four series on the road, tied a League record with 10 road wins in the playoffs. They also joined the 1991 Penguins as the only teams to win the Stanley Cup despite trailing in all four series.

