


2020

PITTSBURGH PENGUINS

PLAYOFF GUIDE

QUALIFYING ROUND

VERSUS
MTL





2020 PITTSBURGH PENGUINS
PLAYOFF GUIDE

TABLE OF CONTENTS

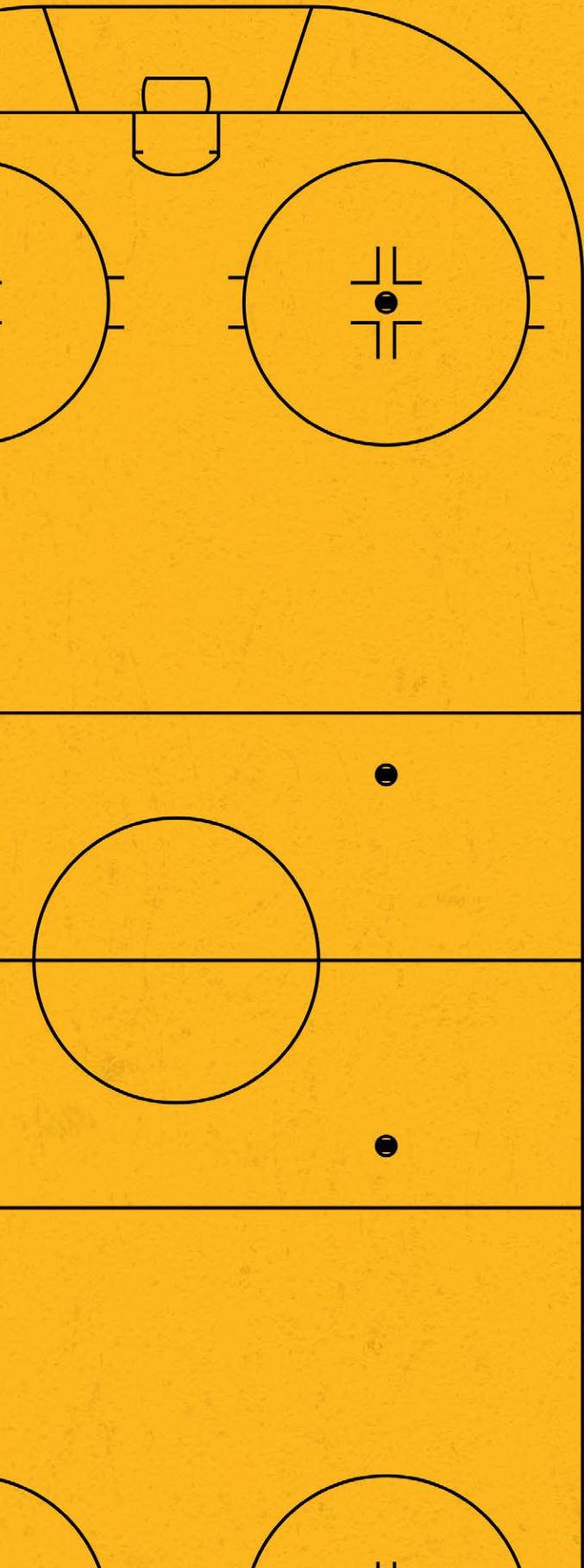
2019.20 Season Review 5

Penguins vs. Canadiens 29

The Players 41

Playoff History 127





2019.20

SEASON REVIEW



2019.20 NOTES

SEASON RECAP

The 2019-20 NHL season truly was unlike any other in NHL history. For the first time since 1991-92, the NHL ceased playing games mid-season. However, unlike the labor dispute that caused players to go on strike on Apr. 1, 1992, this season was halted the morning of March 12, 2020 due to the Coronavirus disease (COVID-19) pandemic, effectively cancelling the remainder of the regular season.

Prior to the stoppage, Pittsburgh accumulated a 40-23-6 record (86 points) in 69 games, good for third place in the Metropolitan Division and seventh place across the entire NHL. The Penguins are the only team in the NHL to have 13, 40-win campaigns since 2006-07. San Jose has the second-most 40-win seasons in that span (12).

The Penguins also extended the team's franchise-record streak of consecutive postseason appearances to 14. Pittsburgh's playoff streak represents the longest active postseason streak among all NHL teams, and since the 1967 NHL Expansion, the Penguins' playoff streak is tied for the eighth-longest run of any club.

FOUR MORE YEARS

General manager Jim Rutherford made a lot of moves in the offseason prior to the start of the 2019-20 season, but maybe none more important than re-signing head coach Mike Sullivan to a four-year contract extension on July 5 to keep him at the helm until the conclusion of the 2023-24 campaign.

Sullivan hit a pair of milestones this past season. First, he appeared in his 500th career NHL game as a head coach on Dec. 21 at Vancouver (336 games with Pittsburgh and 164 games with Boston). Shortly after that, on Jan. 7 in Vegas, Sullivan became just the third head coach in team history to win 200 games with the team, joining Dan Bylsma (252) and Ed Johnston (232).

Sullivan enters the 2020 Stanley Cup Playoffs with a 38-27 record in the postseason with Pittsburgh. He is just five wins from tying Bylsma (43) for most playoff wins among a head coach in franchise history.

PLAYING HURT

What the Penguins did during the 2019-20 season with the injuries they had was nothing short of remarkable as they had 302 man-games lost, the fourth-most in the NHL behind Columbus (419), Buffalo (330), and Winnipeg (324). Despite playing only 69 games, Pittsburgh's 302 man-games lost is the most since 2015-16 when the Penguins had 315 man-games lost. All in all, Pittsburgh had a fully healthy lineup for only two periods when they hosted Edmonton on Nov. 2. Over the course of the season, 34 skaters made an appearance with Pittsburgh and 21 of those 34 players missed at least one game due to injury or illness.

Every time a key player missed action the Penguins showed resiliency, beginning with Evgeni Malkin's 11-game absence in October where the team went 7-4-0. On Nov. 14, the Penguins suffered a major blow when Sidney Crosby underwent core muscle surgery, causing him to miss 28 games. At the time of the injury, Crosby led the team with 12 assists and 17 points in 17 games. During Crosby's absence, the Penguins held a 18-6-4 record with a league-high (tied) 40 points. Malkin picked up the slack in the 26 games he played without Crosby in the lineup, accumulating 38 points (13G-25A).

As the season progressed, the news didn't get better for Pittsburgh as just hours after being named to his first NHL All-Star Game, Jake Guentzel suffered a shoulder injury, causing him to miss the final 30 regular-season games. At the time of his injury on Dec. 30, Guentzel was Pittsburgh's team leader in goals (20), points (43) and game-winning goals (4). His 20 goals were tied for 11th while his four game-winners ranked ninth (tied) in the NHL, respectively.

Because of the plethora of trades and recalls from the Wilkes-Barre/Scranton Penguins over the course of the season, Pittsburgh had a league-high (tied) 30 unique goal scorers, marking the most unique goal scorers for the Penguins since they had 31 in 2003-04.

CAPTAIN CROSBY

Captain Sidney Crosby followed up his 100-point season in 2018-19 with more dominance while he was in the lineup for the Penguins. Crosby opened up the season with a seven-game point streak (4G-8A), which doubled as the second-longest point streak of his career to open up a season. Through the first 17 games, Crosby was Pittsburgh's point leader with 17 (5G-12A).

However, Crosby's season took a turn for the worse on Nov. 14, when it was announced



2019.20 NOTES CONTINUED

that he had undergone surgery to repair a core muscle injury and he would go on to miss the next 28 games. On Jan. 14, Crosby returned to the lineup with a bang, recording a season-high four points (1G-3A) in a win at home over the Minnesota Wild. He would then go on a tear, recording 30 points (11G-19A) in 24 games following his return to the lineup, the fifth-highest point total (tied with teammate Evgeni Malkin) in the NHL during that span. Overall, Crosby finished the season with 47 points (16G-31A) in 41 games.

Crosby also had the distinction of becoming the 32nd player, and sixth-fastest player in NHL history, to record 800 career assists on March 3 against the Ottawa Senators (1G-2A). Only Wayne Gretzky (527), Mario Lemieux (661), Paul Coffey (880), Adam Oates (919) and Bryan Trottier (969) reached 800 assists faster than Crosby, who accomplished the feat in 980 games.

MALKIN'S RESURGENCE

Evgeni Malkin came into training camp promising to be better than he was in 2018-19 – a season where he picked up 72 points (21G-51A) in 68 games but was a team-worst minus-25. It's safe to say that Malkin delivered on his promise. The Russian center was arguably Pittsburgh's most consistent player all season, finishing with a whopping 74 points (25G-49A) in 55 games. Despite missing 14 of Pittsburgh's 69 games this season, Malkin finished 14th in the NHL in scoring while his 1.35 points-per-game average was tied for sixth-best in the league. His 0.89 assists per game (49 assists in 55 games) ranked fourth in the NHL behind Connor McDavid (0.98), Leon Draisaitl (0.94) and Artemi Panarin (0.94).

Malkin was downright dominant in the 28 games that Crosby missed due to a core muscle injury from Nov. 12-Jan. 12, as he had a team-best 38 points (11G-27A) in the 26 games he played, helping the Penguins to an 18-6-4 record and league-best .714 points percentage during that span.

Malkin hit the 20-goal plateau for the seventh-straight year, and 12th time overall, tying him with Sidney Crosby and Mario Lemieux for the most 20-goal seasons in franchise history. He also became the fourth active, and 31st player in NHL history, to



© GETTY IMAGES

have 11 or more seasons with 70-plus points when he registered his 70th point on March 7 against Washington. Only Lemieux (12) has more 70-point campaigns in franchise history than Malkin's 11.

Malkin's season was also filled with milestones as he continues to climb the NHL all-time ranks. He scored his 400th career goal on Dec. 17 at Calgary. In doing so, he became the fourth Penguin, and 99th player in NHL history, to score 400-plus goals. Of those 99 players, 52 of them are enshrined in the Hockey Hall of Fame, and another 14 are still active players or have not yet been out of the NHL long enough to be eligible to be elected. On Jan. 12 at Arizona, Malkin picked up his 641st career assist, surpassing Jaromir Jagr for sole possession of third place on Pittsburgh's all-time assist list. Just over a month later on Feb. 26, he became the third player in team history to skate in 900 career NHL games.

AHL TO ALL-STAR

The 2019-20 season was a whirlwind for goaltender Tristan Jarry. His season started with a battle against Casey DeSmith during training camp for the second goaltender spot on the roster along with Matt Murray. By the time the season concluded, Jarry not only earned that spot on the roster – he was a 2020 NHL All-Star that had set career highs in games played (33), wins (20), goals-against average (2.43), save percentage (.921) and shutouts (3). He finished in the top-10 among all NHL goaltenders in save percentage (T-8th), goals-against average (9th) and shutouts (T-8th).

Jarry shined during the month of December when he was named the NHL's Second Star of the Month. He appeared in nine games, going 8-1-0 with a 1.54 goals-against average, a .947 save percentage and three shutouts. Jarry's eight wins, 1.54 goals-against average and three shutouts ranked first among all NHL netminders in December,

2019.20 NOTES CONTINUED

while his .947 save percentage was second-best [minimum five starts]. He was also named the NHL's Second Star for the week ending Dec. 8, the week he posted back-to-back shutouts. Jarry's eight wins were tied with Andrei Vasilevskiy for the most in December.

Jarry's three shutouts in 2019-20 all came within a four-game span from Dec. 4-12. He recorded back-to-back shutouts on Dec. 4 against St. Louis (28 saves) and Dec. 6 versus Arizona (33 saves), and he set the franchise shutout streak record at 177:15 minutes (Nov. 29-Dec. 10). His third shutout came on Dec. 12 versus Columbus, when he became just the second goaltender in Penguins history to record three shutouts in four appearances [Marc-Andre Fleury; Oct. 25-Nov. 1, 2014].

FIRST HALF MVP

With each passing season, Jake Guentzel has continued to improve and emerge as a legitimate star in Pittsburgh. He followed up his 40-goal campaign in 2018-19 with more of the same in 2019-20, picking up a team-best 43 points (20G-23A) in just 39 games prior to a shoulder injury on Dec. 30, which required surgery that would sideline him for four to six months, thus effectively ending his regular season.

Prior to his injury, Guentzel was a constant on an injury-plagued Penguins squad that at times missed Sidney Crosby, Evgeni Malkin, Bryan Rust and Kris Letang. He was one of just 11 players to net 20 goals at that point in the season, and he had a knack for scoring big goals, as his four game-winners was tied for ninth in the NHL. During the game that he was injured on Dec. 30 against Ottawa, Guentzel picked up a goal and two assists, giving him 200 points in his career in just 243 games.

Since making his playoff debut in the 2017 Stanley Cup Playoffs, arguably no player has been a bigger scoring threat than Guentzel. His 24 goals during that span is tied with Alex Ovechkin for most in the NHL, with Ovechkin playing three more games than Guentzel's 41. Only one other player in the league has at least 20 playoff goals since the start of the 2017 Stanley Cup Playoffs (Logan Couture, 20).

DECEMBER TO REMEMBER

The Penguins' best month of the season came in the final month of 2019 as Pittsburgh fired on all cylinders in December. That month, the Penguins led the NHL with a 10-2-0 record and also led the league in wins, losses, points (20), win percentage (.833), goals-against average (2.17), save percentage (.927) and goal differential (+16).

When the Penguins woke up on Dec. 1 they were 12th in the NHL with 32 points. As the New Year rolled around on Jan. 1, the Penguins found themselves with the fifth-most points in the NHL (52).

This success came on the heels of goaltender Tristan Jarry playing lights out throughout the month, earning the NHL's Second Star of the Month after going 8-1-0 with a 1.54 goals-against average, .947 save percentage and three shutouts in a four-game span.

On the scoresheet, Pittsburgh was led by the 16-point efforts of Jake Guentzel (5G-11A) and Evgeni Malkin (5G-11A), along with Bryan Rust's seven goals to go along with his 15 points.

IN RUST WE TRUST

The emergence of Bryan Rust was absolutely crucial for Pittsburgh in 2019-20. After missing the first 11 games of the season with a broken hand, Rust rattled off a career-long six-game point streak (5G-2A) that stretched from Oct. 26-Nov. 9. After Rust returned to the lineup on Oct. 26, the Penguins picked up points in 27 of their next 32 games, vaulting themselves from 15th in the NHL all the way to fourth.

Rust would finish the 2019-20 regular season setting career highs in goals (27), assists (29), points (56), plus-minus (+14), power-play goals (8) and game-winning goals (4). Overall, Rust's 27 goals ranked first on the Penguins while his 56 points were second only behind Evgeni Malkin (74).

ALL-TIME DEFENSEMAN

Simply put, Kris Letang is running out of records to break among defensemen in Penguins history. Just six games into the season on Oct. 13, Letang became the first defenseman, and 10th player in franchise

history, to record 500 points. He also picked up his 400th career assist on Jan. 14 against Minnesota, a feat that no other blueliner in team history has accomplished. Letang skated in his 800th career contest on Feb. 23 at Washington, and then days later appeared in his 807th game, surpassing Jaromir Jagr for the fourth-most games played in franchise history.

For the sixth time in his career, Letang was named an NHL All-Star, but for the first time he was chosen as captain of the Metropolitan Division team after Alex Ovechkin withdrew from the All-Star Game. His six All-Star game selections are the most in team history among defensemen, surpassing Hall-of-Famer Paul Coffey (5). Letang finished the 2019-20 campaign with 44 points (15G-29A) in 61 games. His 15 goals were one shy of tying a career high while his six power-play goals tied his career high established in 2013-14. The Penguins defenseman hit the 10-goal plateau for the seventh time of his career, which is the most double-digit goal campaigns by a defenseman in Penguins history, and only Philadelphia's Ivan Provorov (7) finished with more power-play goals among blueliners than Letang's six.

MARINO AND LAFFERTY LEAD PENGUINS ROOKIES

The 2019-20 season saw five rookie Penguins skaters (John Marino, Sam Lafferty, Adam Johnson, Anthony Angello, Thomas DiPauli) see action with Marino (56 GP, 6G-20A-26PTS) and Lafferty (50 GP, 6G-7A-14PTS) leading the way. The Penguins' 42 points from rookies in 2019-20 was tied for 12th-most in the NHL.

After being acquired from Edmonton on July 26 and signing Aug. 8, Marino exceeded expectations when he made his Pittsburgh debut on Oct. 8 versus Winnipeg. A little less than a month later, Marino scored his first career goal in his home state of Massachusetts on Nov. 4 against Boston after stepping out of the penalty box and scoring on a breakaway. Marino's 26 points ranked second among Penguins defensemen, tied for ninth among all rookie skaters and fourth among rookie defensemen. Additionally, his plus-17 was tied with Brian Dumoulin for the highest on the Penguins and was tied for second among rookie skaters.

2019.20 NOTES CONTINUED



Marino's six goals are tied for sixth-most in Penguins history for a rookie defenseman and his 26 points are seventh-most. Also, 22 of his 26 points came at even strength. Only Darryl Edestrand (25) had more even-strength points among rookie blueliners in franchise history.

Lafferty, a native of Hollidaysburg, PA, also made his NHL debut on Oct. 8 against Winnipeg and stormed out of the gate. In his first 10 games, Lafferty recorded six points (3G-3A), including a three-point performance (1G-2A) against Minnesota on Oct. 12. The following night, Lafferty responded with another two goals in a win over Winnipeg on Oct. 13. Lafferty was one of 14 Penguins skaters to play in 50 games this season.

Two other Penguins rookies found the back of the net this season for their first NHL goals: Johnson in his home state of Minnesota on Oct. 12 and Angello on Feb. 18 versus Toronto.

WHEELING AND DEALING

General manager Jim Rutherford has developed a reputation over his career as a GM that isn't afraid to make moves and shake things up when he sees fit, and this year was no different. This past summer, Rutherford made a series of trades to acquire forwards Alex Galchenyuk and Dominik Kahun and defenseman John Marino, and also signed unrestricted free agent forward Brandon Tanev to a six-year deal. Tanev came exactly as advertised and paid immediate dividends, recording 25 points (11G-14A) and 244 hits (fourth-most in the NHL) in 68 games.

In an effort to create some salary cap space, Rutherford sent defenseman Erik Gudbranson to the Anaheim Ducks on Oct. 25. Then, just two weeks before the trade deadline on Feb. 10, Rutherford shipped out Galchenyuk, prospect Calen Addison, and a conditional 2020 first-round draft pick to Minnesota in exchange for speedy winger Jason Zucker. Zucker, who is under contract until the conclusion of the 2022-23 campaign, found immediate chemistry on Sidney Crosby's wing as he tallied six goals and 12 points in the 15 games he played after being acquired.

Finally, on trade deadline day, Rutherford made one final splash. He re-acquired Conor Sheary as well as Evan Rodrigues from Buffalo for Kahun to provide additional depth and also traded a conditional 2021 third-round draft pick to San Jose for Sharks legend Patrick Marleau. Sheary immediately slotted in on Crosby's other wing and picked up four points (1G-3A) in eight games with Pittsburgh.

Marleau came over to Pittsburgh having accomplished almost everything imaginable in his career except for one thing – win the Stanley Cup. Marleau made his NHL debut just four months after the youngest player on Pittsburgh's roster, rookie John Marino, was born and has gone on to play the fifth-most games in NHL history (1,723) while accumulating 1,188 points (562G-626A). No active player in the NHL has more playoff experience than Marleau, who has picked up 127 points (72G-55A) in 191 career Stanley Cup Playoff games.

A DECADE OF DOMINANCE

Back-to-back Stanley Cup championships, an NHL-best 10 playoff appearances and 464 regular-season wins. These are just a few things that the Pittsburgh Penguins have accomplished during the 2010s decade (2010-2019), which came to a close this season.

From an individual standpoint, Penguins captain Sidney Crosby dominated the decade. He finished second in the NHL with 788 points in 630 games, trailing only Chicago's Patrick Kane, who recorded 802 points in 742 games. Crosby's 1.25 points-per-game average finished second as well, trailing Edmonton's Connor McDavid (1.33). Teammate Evgeni Malkin finished with the third-highest points-per-game average of the decade at 1.16.

For a complete recap of the Pittsburgh Penguins in the 2010 decade, which includes team and individual accomplishments, as well as statistical rankings, please see pages 26-27.

13-STRAIGHT SEASONS OF SELLOUTS

The Penguins sold out every home game this season at PPG Paints Arena – the 13th-consecutive year the team has sold out its entire home slate. This year the Pens attracted 648,813 patrons during the 35 regular-season home games, an average of 18,537 per contest.

Heading into the postseason, the Penguins have sold out a franchise record 609-consecutive games (including playoffs) dating back to Feb. 14, 2007.

The Penguins were one of the best home teams in the NHL in 2019-20 as they went 23-8-4 at PPG Paints Arena. The team's 23 wins were tied with the St. Louis Blues for the second-most home wins in the NHL. Pittsburgh's 121 home goals were sixth-most while its 92 home goals against were ninth-fewest in the league.

OCTOBER RECAP

TEAM RECORD: 8-5-0

GOALS FOR	GOALS AGAINST	POWER PLAY	PENALTY KILL
46	31	16.2% <small>6/37</small>	84.4% <small>27/32</small>

INDIVIDUAL LEADERS

GOALS	ASSISTS	POINTS	WINS	GOALS-AGAINST AVERAGE	SAVE PERCENTAGE
7 <small>Jake Guentzel</small>	12 <small>Sidney Crosby</small>	17 <small>Sidney Crosby</small>	7 <small>Matt Murray</small>	2.02 <small>Tristan Jarry</small>	.939 <small>Tristan Jarry</small>

PLAYER PROFILE

58

KRIS LETANG



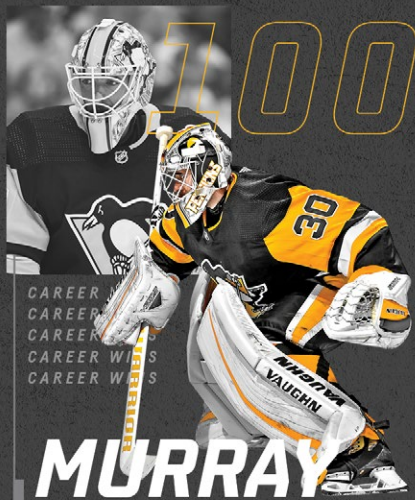
Kris Letang enjoyed many milestone moments throughout the season, beginning on Oct. 13 when Letang became the first defenseman in Penguins history to record 500 career points. On Jan. 14, Letang became the only Pens defenseman to notch 400 career assists. Letang passed Paul Coffey for the most power-play goals by a Pens blueliner with his 41st on Jan. 31. Finally, shortly after skating in his 800th game on Feb. 23, Letang passed Jaromir Jagr for the fourth-most games played on March 8 at 807 GP.

NOTE OF THE MONTH

FASTEST TO 100 CAREER WINS

NHL HISTORY

Michel Larocque	148 GP
Bob Froese	155 GP
Chris Osgood	158 GP
Andy Moog	163 GP
Ken Dryden	165 GP
Tony Esposito	165 GP
Matt Murray	166 GP
Pete Peeters	166 GP



PLAYER AND TEAM MILESTONES

- **Kris Letang** became the first Penguins defenseman to notch 500 points on Oct. 13 at Winnipeg.
- **Matt Murray** won his 100th game in his 166th career appearance on Oct. 12 at Minnesota. Murray became the fourth Penguins goalie to complete the feat and seventh-fastest (tied) in NHL history.
- **Sidney Crosby** opened the season with a seven-game point streak (4G-8A), while **Kris Letang** recorded a career-high season-opening six-game point streak (2G-6A).
- **Sidney Crosby** had multiple points in four straight games from Oct. 10-16, earning him the NHL's Third Star of the Week for the week ending Oct. 13.
- On Oct. 26 in Dallas, **Matt Murray** tied **Les Binkley** for the third-most shutouts in club history with 11. Murray reached 11 shutouts in his 164th start, the third-fastest by a Penguins goalie.
- **Brandon Tanev's** first goal with the Penguins was a shorthanded overtime winner on Oct. 16 versus Colorado. Tanev joined **Mario Lemieux** (Jan. 22, 1996) as the only two players in franchise history to score a SHG in OT.
- **Kris Letang** appeared in his 754th career game on Oct. 16 versus Colorado, surpassing **Jean Pronovost** for fifth place on the franchise's all-time games list.
- **Jake Guentzel** recorded a career-high seven-game point streak Oct. 5-18 (5G-3A).
- **Justin Schultz** skated in his 200th game with Pittsburgh on Oct. 26 against Dallas.
- **John Marino** made his NHL debut on Oct. 8 against Winnipeg. Marino recorded his first point (assist) against Dallas on Oct. 26.
- **Sam Lafferty** made his NHL debut on Oct. 8 against Winnipeg and recorded his first points (1G-2A) in Minnesota on Oct. 12.
- **Brandon Tanev** played in his 200th career NHL game on Oct. 13 at Winnipeg.
- **Patric Hornqvist** tallied his 40th career game-winning goal on Oct. 18 versus Dallas.

NOVEMBER RECAP

TEAM RECORD: 6-4-4

GOALS FOR	GOALS AGAINST	POWER PLAY	PENALTY KILL
46	47	17.1% 7/41	79.5% 31/39

INDIVIDUAL LEADERS

GOALS	ASSISTS	POINTS	WINS	GOALS-AGAINST AVERAGE	SAVE PERCENTAGE
8 <i>Jake Guentzel Bryan Rust</i>	16 <i>Evgeni Malkin</i>	21 <i>Evgeni Malkin</i>	4 <i>Tristan Jarry</i>	2.42 <i>Tristan Jarry</i>	.923 <i>Tristan Jarry</i>

PLAYER PROFILE



Coming off of a preseason injury that haulted the start of his season, **Bryan Rust** set the tone for the 2019-20 campaign with a season-opening six-game point streak from Oct. 26-Nov. 12 (5G-7A), a career-long stretch. Rust exploded for a team-leading 27 goals, becoming just the third player not named **Sidney Crosby** or **Evgeni Malkin** to lead the team in goals since 2005-06 (**Chris Kunitz**, '12-13; **Jake Guentzel**, '18-19). He hit career highs in goals (27), assists (29) and points (56) this season.

NOTE OF THE MONTH

Rookie Defensemen with 6-Plus Game Point Streak
Penguins History

1.	Randy Boyle	7 GP
2.	John Marino	6 GP
3.	Jack Lynch	6 GP
4.	Zarley Zalapski	6 GP

PLAYER AND TEAM MILESTONES

- The Penguins went 5-0-2 on home ice during the month of November.
- In the month of November, the Penguins had two three-goal comebacks (Nov. 7 vs. NYI, Nov. 27 vs. VAN). The Penguins have only accomplished that feat one other season in franchise history (2008-09).
- On Nov. 19, Penguins general manager **Jim Rutherford** was inducted into the Hockey Hall of Fame.
- The Penguins' penalty kill went 10-straight games without allowing a power-play goal Oct. 26-Nov. 19, tying a franchise record. During that stretch, Pittsburgh killed off 26-consecutive power plays.
- In his home state of Massachusetts, **John Marino** scored his first NHL goal on Nov. 4 against Boston.
- **John Marino** notched a point streak of six games (1G-6A) from Nov. 16-27, becoming the fourth Penguins rookie blueliner to accomplish the feat.
- **Kris Letang** became the second Penguins defenseman (**Paul Coffey**, 225) to notch 200 career power-play points on Dec. 12 vs. CBJ.
- **Jared McCann** put together the most productive month of his career, recording 12 points (5G-7A) in 14 games.

DECEMBER RECAP

TEAM RECORD: 10-2-0

GOALS FOR	GOALS AGAINST	POWER PLAY	PENALTY KILL
42	26	25.0% 8/32	80.7% 25/31

INDIVIDUAL LEADERS

GOALS	ASSISTS	POINTS	WINS	GOALS-AGAINST AVERAGE	SAVE PERCENTAGE
7	11	16	8	1.54	.947
Bryan Rust	Jake Guentzel Evgeni Malkin	Evgeni Malkin Jake Guentzel	Tristan Jarry	Tristan Jarry	Tristan Jarry

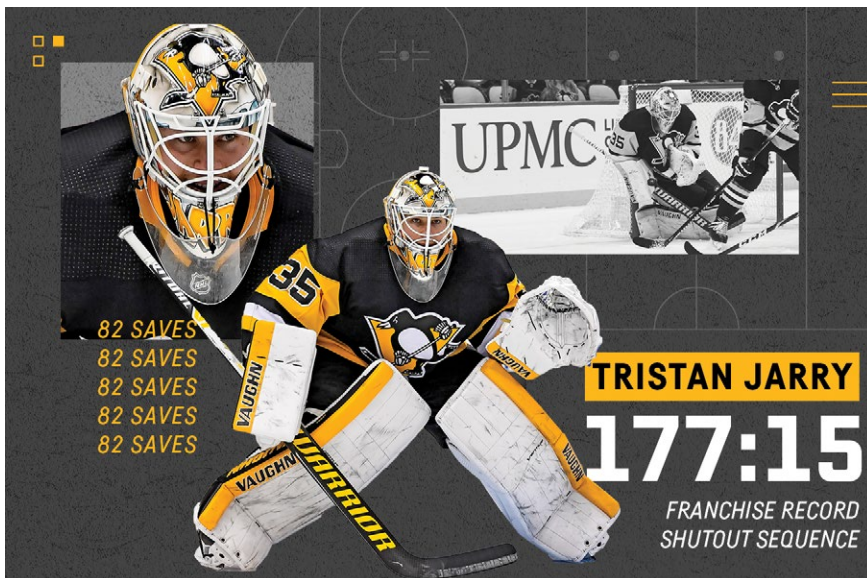
PLAYER PROFILE

59

JAKE
GUENTZEL

Coming off of a 40-goal season in 2018-19, **Jake Guentzel** picked up right where he left off. He was the Penguins' MVP through the first half of the season, where he recorded two career-high seven-game point streaks from Oct. 5-18 (5G-3A) and Nov. 16-29 (7G-6A). Guentzel, who hit the 200-point mark on Dec. 30, recorded five point streaks of at least four games, which led to his team-leading 20 goals and 43 points in 39 games at the time of his regular season-ending shoulder injury on Dec. 30.

NOTE OF THE MONTH



PLAYER AND TEAM MILESTONES

- The Penguins led the NHL in December with a 10-2-0 record, leading the league in wins, losses, points [20], win percentage [.833], goals-against average [2.17], save percentage [.927] and goal differential [+16].
- **Tristan Jarry** recorded three shutouts within a four-game span from Dec. 4-12. He recorded back-to-back shutouts on Dec. 4 against St. Louis (28 saves) and Dec. 6 versus Arizona (33), and set the franchise shutout streak record at 177:15 minutes (Nov. 29-Dec. 10). His third shutout came on Dec. 12 versus Columbus (17), when he became just the second goaltender in Penguins history to record three shutouts in four appearances (Marc-Andre Fleury; Oct. 25-Nov. 1, 2014).
- **Tristan Jarry** was named the NHL's Second Star for the month of December after going 8-1-0 with a 1.54 goals-against average, .947 save percentage and three shutouts. He was also named the NHL's Second Star for the week ending Dec. 8, the week he posted back-to-back shutouts.
- **Evgeni Malkin** netted the 400th goal of his career on Dec. 17 in Calgary, joining **Mario Lemieux** (690), **Sidney Crosby** (462) and **Jaromir Jagr** (439) as the only players in franchise history to score 400 goals. He became the second player from his 2004 draft class to reach 400 goals (**Alex Ovechkin**). Malkin became the eighth active player, and seventh Russian-born player in NHL history, to net 400 goals.
- Head coach **Mike Sullivan** appeared in his 500th career game as a head coach in Vancouver on Dec. 21.
- **Kris Letang** tied **Paul Coffey** for the most career power-play goals by a defenseman in franchise history with his 40th on Dec. 28 vs. Nashville.
- **Kris Letang** hit the 10-goal mark for the seventh time in his career, the most among blueliners in Penguins history.
- **Jake Guentzel** recorded his 100th career assist on Dec. 28 and his 200th career point on Dec. 30.
- **Jake Guentzel** was named to his first career NHL All-Star Game, but could not attend due to injury.
- **Jack Johnson** skated in his 900th career NHL game on Dec. 12 against Columbus, becoming the eighth member of his 2005 draft class to appear in 900 games.

JANUARY RECAP

TEAM RECORD: 8-3-1

GOALS FOR	GOALS AGAINST	POWER PLAY	PENALTY KILL
35	35	25.7% 9/35	82.9% 29/35


INDIVIDUAL LEADERS

GOALS	ASSISTS	POINTS	WINS	GOALS-AGAINST AVERAGE	SAVE PERCENTAGE
6 <i>Bryan Rust</i>	10 <i>Evgeni Malkin</i>	15 <i>Evgeni Malkin</i>	4 <i>Matt Murray Tristan Jarry</i>	2.20 <i>Matt Murray</i>	.929 <i>Matt Murray</i>

PLAYER PROFILE

87

SIDNEY CROSBY



After a 28-game absence due to a core muscle injury, a stretch that saw the Penguins go 18-6-4, **Sidney Crosby** returned on Jan. 14 with a remarkable four-point night (1G-3A) against Minnesota. In six games in January, Crosby had 11 points (4G-7A) and three multi-point games. He capped off the month with his 16th career overtime goal on Jan. 31 vs. Philadelphia, moving him into a tie for the third-most OT goals in NHL history.

NOTE OF THE MONTH

BRYAN RUST

CAREER YEAR

CAREER HIGHS SET IN '19-20

27 GOALS
29 ASSISTS
59 POINTS
4 GAME-WINNING GOALS
8 POWER-PLAY GOALS

PLAYER AND TEAM MILESTONES

- In January, the Penguins ranked tied for third in the NHL in wins (8), third in points (17), 10th in goals for (35) and first in hits (327).
- The Penguins collected their third three-goal comeback win of the season (Jan. 19 vs. BOS) for just the second time in franchise history (2008-09).
- On Jan. 31 against Philadelphia, **Sidney Crosby** scored his 16th career overtime goal, moving him into a tie for the third-most OT goals in NHL history.
- GM **Jim Rutherford** recorded his 914th career regular-season win on Jan. 10, passing Jack Adams for seventh all-time among GMs.
- Head Coach **Mike Sullivan** earned his 200th win with Pittsburgh on Jan. 7 at Vegas, becoming the third coach in Penguins history to reach 200 wins.
- Both **Kris Letang** and **Tristan Jarry** represented the Penguins at the 2020 All-Star Game in St. Louis. Letang captained the Metropolitan Division team.
- **Marcus Pettersson** signed a five-year contract extension on Jan. 28. On Jan. 7 in Vegas, Pettersson skated in his 100th game with the Penguins.
- On Jan. 14 against Minnesota, **Kris Letang** became the first Penguins defenseman to notch 400 career assists.
- **Evgeni Malkin** recorded his 642nd career assist on Jan. 12 in Arizona, the third-most in Penguins history.
- **Jack Johnson** recorded his 300th career point on Jan. 16 at Boston and became the fifth defenseman from the 2005 NHL Draft to do so.
- **Kris Letang** passed **Paul Coffey** for the most power-play goals by a defenseman in Penguins history (41) on Jan. 31 vs. Philadelphia.
- **Bryan Rust** set career highs with 19 goals and 40 points on Jan. 14 against Minnesota.
- **Teddy Blueger** scored his career-high tying sixth goal on Jan. 10 in Colorado.
- **Andrew Agozzino** tallied his first point (assist) with Pittsburgh on Jan. 14 against Minnesota.
- **Anthony Angello** made his NHL debut in a win versus Philadelphia on Jan. 31.

FEBRUARY/MARCH RECAP

TEAM RECORD: 8-9-1


GOALS FOR	GOALS AGAINST	POWER PLAY	PENALTY KILL
52	57	18.2%	83.0%
		12/66	44/53

INDIVIDUAL LEADERS

GOALS	ASSISTS	POINTS	WINS	GOALS-AGAINST AVERAGE	SAVE PERCENTAGE
9	12	21	5	2.93	.896
Evgeni Malkin	Sidney Crosby Evgeni Malkin	Evgeni Malkin	Matt Murray	Matt Murray	Tristan Jarry

PLAYER PROFILE

71

EVGENI
MALKIN


Through over 300 man-games lost this season, **Evgeni Malkin** was a driving force behind the Penguins success. Despite missing 13 games himself, 22 of Malkin's 55 games were multi-point efforts which led to his team-leading 74 points. On March 7, Malkin hit the 70-point mark for the fourth-consecutive and 11th overall season, the second-most occurrences among active players. Malkin's 1.35 points-per-game average ranked fifth (tied) in the league.

NOTE OF THE MONTH

Jason Zucker was acquired from Minnesota on February 10, 2020 in exchange for *Alex Galchenyuk*, *Calen Addison* and a conditional 2020 first-round draft pick

TOTALS WITH PIT

15 GAMES PLAYED
6 GOALS
6 ASSISTS
12 POINTS
2 GAME-WINNING GOALS



PLAYER AND TEAM MILESTONES

- The Penguins recorded their 40th win of the season on March 10, making them the only team in the NHL to have 13 40-win campaigns since 2006-07.
- Pittsburgh made a big splash on Feb. 10, acquiring **Jason Zucker** from the Minnesota Wild in exchange for **Alex Galchenyuk**, **Calen Addison**, and a conditional first-round pick.
- **Jason Zucker** made his debut with the Penguins on Feb. 11 versus Tampa Bay and scored his first two goals with Pittsburgh against Montreal on Feb. 14.
- **Sidney Crosby** became the sixth-fastest player in NHL history to record 800 assists on March 2 (980 GP).
- The Penguins acquired three players on Feb. 24, the NHL's trade deadline day. **Patrick Marleau** was acquired from the San Jose Sharks in exchange for a 2021 conditional third-round pick, while **Conor Sheary** and **Evan Rodrigues** were acquired from the Buffalo Sabres for **Dominik Kahun**.
- On Feb. 26 in Los Angeles, **Evgeni Malkin** became the third player in franchise history to skate in 900 career games.
- **Kris Letang** skated in his 800th game on Feb. 23 against Washington. On March 8, Letang skated in his 807th career game, surpassing **Jaromir Jagr** for the fourth-most games played in Penguins history.
- **Matt Murray** surpassed **Les Binkley** for the fifth-most games played among Penguins goaltenders on Mar. 5 (197 GP).
- **Bryan Rust** scored his third career hat trick on March 2 vs. Ottawa.
- On Feb. 14 against Montreal, **Brandon Tanev** became the seventh Penguins player in team history to record 200-plus hits.
- **Matt Murray** won his 20th game on March 10 at New Jersey, his fourth-straight season of 20 or more wins.
- **Jared McCann** established a career high of 20 assists on March 5 at Buffalo.
- **Patrick Marleau** scored his first goal as a member of the Penguins on March 8 vs. Carolina.
- **Evan Rodrigues** scored his first goal as a Penguin on March 10 in New Jersey.

FAST FACTS

SCORING FIRST: 25-4-3
 OPPONENT SCORING FIRST: 15-19-3

OUTSHOOTING OPPONENT: 22-14-4
 OUTSHOT BY OPPONENT: 15-7-2
 SHOTS EVEN: 3-2-0

LEADING AFTER ONE PERIOD: 19-2-2
 LEADING AFTER TWO PERIODS: 25-3-1
 TRAILING AFTER ONE PERIOD: 6-16-2
 TRAILING AFTER TWO PERIODS: 7-20-1

ONE-GOAL DECISIONS: 16-4-6
 TWO-GOAL DECISIONS: 6-5
 THREE OR MORE GOAL DECISIONS: 18-14

SCORING FIVE OR MORE GOALS: 16-0-0
 SCORING FOUR GOALS: 12-1-1
 SCORING THREE GOALS: 7-1-1
 SCORING TWO OR LESS GOALS: 5-21-4

ALLOWING FIVE OR MORE GOALS: 1-8-1
 ALLOWING FOUR GOALS: 3-8-1
 ALLOWING THREE GOALS: 10-5-2
 ALLOWING TWO GOALS OR LESS: 26-2-2

FIRST-HALF RECORD: 25-11-5
 SECOND-HALF RECORD: 15-12-1

RECORD BY MONTH

OCTOBER: 8-5-0
 NOVEMBER: 6-4-4
 DECEMBER: 10-2-0
 JANUARY: 8-3-1
 FEBRUARY: 5-7-1
 MARCH: 3-2-0
 APRIL: 0-0-0

HOME RECORD: 23-8-4
 ROAD RECORD: 17-15-2

RECORD IN BACK-TO-BACK GAMES

FIRST GAME: 6-7-1
 SECOND GAME: 6-8-0

19-20 OVERTIME RECORD: 11-6
 ALL-TIME OVERTIME RECORD: 232-181-176

19-20 SHOOTOUT RECORD: 3-0
 ALL-TIME SHOOTOUT RECORD: 80-53

RECORD VS. EASTERN CONFERENCE

VS. METROPOLITAN DIVISION: 8-6-3
 VS. ATLANTIC DIVISION: 12-10-1

RECORD VS. WESTERN CONFERENCE

VS. CENTRAL DIVISION: 11-2-0
 VS. PACIFIC DIVISION: 9-5-2

GOALS

GOALS	1ST	2ND	3RD	OT	TOTAL
FOR	59	78	76	8	221
AGAINST	55	71	64	6	196

SHOTS

SHOTS ON GOAL	1ST	2ND	3RD	OT	TOTAL
FOR	691	778	700	35	2204
AGAINST	655	727	639	30	2051

INDIVIDUAL LEADERS

GAMES PLAYED

Teddy Blueger	69
Marcus Pettersson	69
Brandon Tanev	68

POINTS

Evgeni Malkin	74
Bryan Rust	56
Sidney Crosby	47
Kris Letang	44

GOALS

Bryan Rust	27
Evgeni Malkin	25
Jake Guentzel	20
Patric Hornqvist	17

ASSISTS

Evgeni Malkin	49
Sidney Crosby	31
Kris Letang	29
Bryan Rust	29

SHOTS

Kris Letang	177
Evgeni Malkin	171
Patric Hornqvist	168
Bryan Rust	151

SHOOTING PCT.

(MIN: 50 SHOTS)

Bryan Rust	17.9
Jake Guentzel	15.8
Sidney Crosby	14.7

PENALTY MINUTES

Evgeni Malkin	58
Kris Letang	38
Patric Hornqvist	36

AVERAGE ICE TIME

Kris Letang	25:44
Brian Dumoulin	21:03
Jake Guentzel	20:38
Sidney Crosby	20:16
John Marino	20:15
Justin Schultz	19:53

GAME-WINNING GOALS

Evgeni Malkin	5
Sidney Crosby	4
Jake Guentzel	4
Jared McCann	4
Bryan Rust	4
Brandon Tanev	4

EVEN-STRENGTH GOALS

Evgeni Malkin	18
Bryan Rust	18
Jake Guentzel	14
Patric Hornqvist	14

EVEN-STRENGTH ASSISTS

Evgeni Malkin	32
Kris Letang	20
Jake Guentzel	19
Bryan Rust	19

EVEN-STRENGTH POINTS

Evgeni Malkin	50
Bryan Rust	37
Jake Guentzel	33
Sidney Crosby	30

POWER-PLAY GOALS

Bryan Rust	8
Evgeni Malkin	7
Jake Guentzel	6
Kris Letang	6

POWER-PLAY ASSISTS

Evgeni Malkin	17
Sidney Crosby	13
Kris Letang	9
Bryan Rust	9

POWER-PLAY POINTS

Evgeni Malkin	24
Sidney Crosby	17
Bryan Rust	17
Kris Letang	15

SHORTHANDED GOALS

Brandon Tanev	2
Zach Aston-Reese	1
Brian Dumoulin	1
Jack Johnson	1
Bryan Rust	1

SHORTHANDED ASSISTS

Teddy Blueger	2
Brandon Tanev	1
Bryan Rust	1

SHORTHANDED POINTS

Brandon Tanev	3
Teddy Blueger	2
Bryan Rust	2

FACEOFF PCT.

(MIN: 100)

Sidney Crosby	55.6
Evgeni Malkin	50.3

FACEOFFS TAKEN

Teddy Blueger	890
Sidney Crosby	888
Evgeni Malkin	876

GOALTENDER – GAMES

Matt Murray	38
Tristan Jarry	33

GOALTENDER – WINS

Tristan Jarry	20
Matt Murray	20

GOALS-AGAINST AVERAGE

Tristan Jarry	2.43
Matt Murray	2.87

SAVE PERCENTAGE

Tristan Jarry	.921
Matt Murray	.899

MINUTES PLAYED

Matt Murray	2237
Casey DeSmith	1926

SHUTOUTS

Tristan Jarry	3
Matt Murray	1

FINAL SEASON STATS

PLAYER	POS	GP	G	A	P	+/-	PIM	PPG	SHG	GW	OT	S	S%	TOI/G	SFT/G	FO%
EVGENI MALKIN	C	55	25	49	74	7	58	7	0	5	0	171	14.6	19:31	24.4	50.3
BRYAN RUST	R	55	27	29	56	14	30	8	1	4	2	151	17.9	19:46	26.4	20.0
SIDNEY CROSBY	C	41	16	31	47	-8	15	4	0	4	2	109	14.7	20:16	24.4	55.6
KRIS LETANG	D	61	15	29	44	0	38	6	0	2	0	177	8.5	25:44	28.9	--
JAKE GUENTZEL	L	39	20	23	43	11	14	6	0	4	1	127	15.8	20:38	25.2	47.8
JARED MCCANN	C	66	14	21	35	6	17	2	0	4	1	150	9.3	15:15	22.2	46.4
PATRIC HORNQVIST	R	52	17	15	32	9	36	3	0	2	0	168	10.1	15:56	20.6	33.3
DOMINIK KAHUN	C	50	10	17	27	6	8	1	0	2	0	79	12.7	13:27	19.1	52.8
JOHN MARINO	D	56	6	20	26	17	20	1	0	0	0	61	9.8	20:15	26.8	--
BRANDON TANEV	L	68	11	14	25	-1	16	0	2	4	2	95	11.6	14:46	22.9	40.0
DOMINIK SIMON	C	64	7	15	22	-9	12	0	0	0	0	102	6.9	14:24	20.0	35.7
MARCUS PETTERSSON	D	69	2	20	22	9	35	0	0	0	0	79	2.5	19:24	26.0	--
TEDDY BLUEGER	C	69	9	13	22	2	25	0	0	2	0	102	8.8	15:49	23.1	45.2
ALEX GALCHENYUK	C	45	5	12	17	-7	10	2	0	0	0	65	7.7	11:29	16.7	58.3
ZACH ASTON-REESE	C	57	6	7	13	6	28	0	1	0	0	98	6.1	14:26	21.8	30.4
SAM LAFFERTY	C	50	6	7	13	5	23	0	0	1	0	56	10.7	9:37	14.7	49.6
JUSTIN SCHULTZ	D	46	3	9	12	-13	6	0	0	0	0	86	3.5	19:53	25.2	--
JASON ZUCKER	L	15	6	6	12	-1	2	2	0	2	0	36	16.7	17:40	22.1	0.0
JACK JOHNSON	D	67	3	8	11	-1	26	0	1	0	0	63	4.8	19:28	25.1	--
BRIAN DUMOULIN	D	28	1	7	8	17	10	0	1	0	0	35	2.9	21:03	26.5	--
JUUSO RIIKOLA	D	36	1	6	7	3	6	0	0	0	0	38	2.6	13:53	20.1	--
CHAD RUHWEDEL	D	41	2	4	6	4	12	0	0	0	0	44	4.5	14:46	21.5	--
JOSEPH BLANDISI	C	21	2	3	5	-3	10	0	0	1	0	12	16.7	8:13	12.4	40.7
CONOR SHEARY	L	8	1	3	4	-1	2	0	0	0	0	14	7.1	14:27	19.5	--
ADAM JOHNSON	C	7	1	1	2	-1	2	0	0	0	0	5	20.0	6:42	11.0	--
PATRICK MARLEAU	C	8	1	1	2	0	2	0	0	0	0	16	6.3	15:25	22.3	35.0
ANDREW AGOZZINO	L	17	0	2	2	0	4	0	0	0	0	8	0.0	6:36	10.8	50.9
NICK BJUGSTAD	C	13	1	1	2	3	8	0	0	0	0	18	5.6	12:14	17.8	39.6
ANTHONY ANGELLO	C	8	1	0	1	-1	4	0	0	0	0	5	20.0	5:43	9.1	0.0
STEFAN NOESEN	R	6	1	0	1	0	0	0	0	0	0	8	12.5	9:51	14.5	75.0
EVAN RODRIGUES	C	7	1	0	1	0	4	0	0	0	0	11	9.1	11:08	17.1	52.3
THOMAS DI PAULI	C	2	0	0	0	-3	10	0	0	0	0	2	0.0	5:59	9.0	--
ZACH TROTMAN	D	8	0	0	0	-1	4	0	0	0	0	11	0.0	14:43	19.3	--
ERIK GUDBRANSON	D	7	0	0	0	0	4	0	0	0	0	2	0.0	15:09	20.7	--

GOALTENDERS

	PLAYER	GP	GS	W	L	OT	SA	GA	GAA	SV	SV%	SO	G	A	PIM	TOI
1	MATT MURRAY	38	38	20	11	5	1,055	107	2.87	948	0.899	1	0	1	2	2,237:30
2	TRISTAN JARRY	33	31	20	12	1	985	78	2.43	907	0.921	3	0	0	0	1,926:29

HOME AND ROAD SCORING

HOME

NAME	GP	G	A	PTS	+/-
EVGENI MALKIN	26	15	22	37	4
BRYAN RUST	27	16	20	36	5
SIDNEY CROSBY	21	10	25	35	9
JAKE GUENTZEL	22	13	15	28	8
KRIS LETANG	31	8	15	23	-2
JARED MCCANN	33	9	11	20	8
PATRIC HORNQVIST	27	8	11	19	11
DOMINIK KAHUN	26	6	10	16	5
BRANDON TANEV	34	4	10	14	2
DOMINIK SIMON	32	4	9	13	3
ALEX GALCHENYUK	23	4	8	12	-2
JOHN MARINO	28	2	10	12	9
MARCUS PETTERSSON	35	1	8	9	9
TEDDY BLUEGER	35	5	4	9	0
JASON ZUCKER	8	4	4	8	3
JACK JOHNSON	34	2	4	6	0
JUSTIN SCHULTZ	25	1	4	5	-1
CONOR SHEARY	3	1	3	4	2
SAM LAFFERTY	24	1	3	4	0
ZACH ASTON-REESE	30	3	1	4	-4
BRIAN DUMOULIN	17	1	2	3	10
JUUSO RIIKOLA	16	0	2	2	-2
PATRICK MARLEAU	3	1	1	2	-2
ANDREW AGOZZINO	9	0	2	2	1
JOSEPH BLANDISI	11	0	1	1	-4
ANTHONY ANGELLO	4	1	0	1	0
STEFAN NOESEN	5	1	0	1	0
EVAN RODRIGUES	2	0	0	0	0
THOMAS DI PAULI	1	0	0	0	-2
NICK BJUGSTAD	7	0	0	0	-1
ADAM JOHNSON	4	0	0	0	-2
ERIK GUDBRANSON	4	0	0	0	2
ZACK TROTMAN	4	0	0	0	3
CHAD RUHWEDEL	19	0	0	0	4

ROAD

NAME	GP	G	A	PTS	+/-
EVGENI MALKIN	29	10	27	37	3
KRIS LETANG	30	7	14	21	2
BRYAN RUST	28	11	9	20	9
JAKE GUENTZEL	17	7	8	15	3
JARED MCCANN	33	5	10	15	-2
JOHN MARINO	28	4	10	14	8
MARCUS PETTERSSON	34	1	12	13	0
PATRIC HORNQVIST	25	9	4	13	-2
TEDDY BLUEGER	34	4	9	13	2
SIDNEY CROSBY	20	6	6	12	-17
BRANDON TANEV	34	7	4	11	-3
DOMINIK KAHUN	24	4	7	11	1
DOMINIK SIMON	32	3	6	9	-12
ZACH ASTON-REESE	27	3	6	9	10
SAM LAFFERTY	26	5	4	9	5
JUSTIN SCHULTZ	21	2	5	7	-12
CHAD RUHWEDEL	22	2	4	6	0
BRIAN DUMOULIN	11	0	5	5	7
JACK JOHNSON	33	1	4	5	-1
ALEX GALCHENYUK	22	1	4	5	-5
JUUSO RIIKOLA	20	1	4	5	5
JOSEPH BLANDISI	10	2	2	4	1
JASON ZUCKER	7	2	2	4	-4
NICK BJUGSTAD	6	1	1	2	4
ADAM JOHNSON	3	1	1	2	1
EVAN RODRIGUES	5	1	0	1	0
STEFAN NOESEN	1	0	0	0	0
ANDREW AGOZZINO	8	0	0	0	-1
ERIK GUDBRANSON	3	0	0	0	-2
PATRICK MARLEAU	5	0	0	0	2
CONOR SHEARY	5	0	0	0	-3
ZACH TROTMAN	4	0	0	0	-4
THOMAS DI PAULI	1	0	0	0	-1
ANTHONY ANGELLO	4	0	0	0	-1

PENGUINS HOME/ROAD GOALTENDERS

HOME

	GP	MIN	W	L	OTL	GA	GAA	SA	SV	SVP	SO
TRISTAN JARRY	19	1113	13	5	1	42	2.26	563	521	0.925	3
MATT MURRAY	17	1009	10	3	3	46	2.73	528	482	0.913	0

ROAD

	GP	MIN	W	L	OTL	GA	GAA	SA	SV	SVP	SO
MATT MURRAY	21	1228	10	8	2	61	2.98	527	466	0.884	1
TRISTAN JARRY	14	813	7	7	0	36	2.66	422	386	0.915	0

SPECIAL TEAMS

POWER PLAY

NAME	G	A	PTS
EVGENI MALKIN	7	17	24
BRYAN RUST	8	9	17
SIDNEY CROSBY	4	13	17
KRIS LETANG	6	9	15
JAKE GUENTZEL	6	4	10
PATRIC HORNQVIST	3	4	7
ALEX GALCHENYUK	2	4	6
JUSTIN SCHULTZ	0	6	6
JARED MCCANN	2	4	6
JOHN MARINO	1	3	4
JASON ZUCKER	2	1	3
JUUSO RIIKOLA	0	2	2
DOMINIK KAHUN	1	1	2
MARCUS PETTERSSON	0	2	2
DOMINIK SIMON	0	1	1
BRIAN DUMOULIN	0	1	1
BRANDON TANEV	0	1	1

SHORTHANDED

NAME	G	A	PTS
BRANDON TANEV	2	1	3
BRYAN RUST	1	1	2
TEDDY BLUEGER	0	2	2
BRIAN DUMOULIN	1	0	1
ZACH ASTON-REESE	1	0	1
JACK JOHNSON	1	0	1

EVEN STRENGTH

NAME	G	A	PTS
EVGENI MALKIN	18	32	50
BRYAN RUST	18	19	37
JAKE GUENTZEL	14	19	33
SIDNEY CROSBY	12	18	30
KRIS LETANG	9	20	29
JARED MCCANN	12	17	29
PATRIC HORNQVIST	14	11	25
DOMINIK KAHUN	9	16	25
JOHN MARINO	5	17	22
DOMINIK SIMON	7	14	21
BRANDON TANEV	9	12	21
MARCUS PETTERSSON	2	18	20
TEDDY BLUEGER	9	11	20
SAM LAFFERTY	6	7	13
ZACH ASTON-REESE	5	7	12
ALEX GALCHENYUK	3	8	11
JACK JOHNSON	2	8	10
JASON ZUCKER	4	5	9
BRIAN DUMOULIN	0	6	6
CHAD RUHWEDEL	2	4	6
JUSTIN SCHULTZ	3	3	6
JUUSO RIIKOLA	1	4	5
JOSEPH BLANDISI	2	3	5
CONOR SHEARY	1	3	4
ADAM JOHNSON	1	1	2
PATRICK MARLEAU	1	1	2
ANDREW AGOZZINO	0	2	2
NICK BJUGSTAD	1	1	2
ANTHONY ANGELLO	1	0	1
STEFAN NOESEN	1	0	1
EVAN RODRIGUES	1	0	1

THE LAST TIME THE PENGUINS

RECORDED A SHUTOUT

HOME: 12/12/19 – vs. Columbus (Jarry, 17 saves), 1-0

ROAD: 10/26/19 – at Dallas (Murray, 25 saves), 3-0

WERE SHUTOUT

HOME: 10/19/19 – vs. Vegas (Fleury, 29 saves), 3-0

ROAD: 2/20/20 – at San Jose (Jones, 30 saves), 5-0

RECORDED A HAT TRICK

HOME: 3/3/20 – Bryan Rust vs. Ottawa, 7-3 win

ROAD: 1/11/19 – Jake Guentzel at Anaheim, 7-4 win

OPPOSING PLAYER RECORDED A HAT TRICK

HOME: 11/15/18 – Brayden Point vs. Tampa Bay, 4-3, loss

ROAD: 11/29/19 – Gustav Nyquist at Columbus, 5-2 loss

PLAYER HAD A FOUR-GOAL GAME

HOME: 10/14/00 – Jaromir Jagr vs. NY Rangers (McLean), 8-6 win

ROAD: 2/3/13 – Chris Kunitz at Washington (Holtby), 6-3 win

OPPOSING PLAYER HAD A FOUR-GOAL GAME

HOME: 10/28/00 – John Madden, Randy McKay (NJD) [Aubin -5, Snow -3], 9-0 loss

ROAD: 1/16/15 – Kyle Okposo at NY Islanders (Fleury), 6-3 loss

PLAYER HAD A FIVE-GOAL GAME

HOME: 3/26/96 – Mario Lemieux vs. St. Louis [Fuhr -1, Casey -4], 8-4 win

ROAD: 4/9/93 – Mario Lemieux at NY Rangers [Hirsch -3, Richter -2], 10-4 win

OPPOSING PLAYER HAD A FIVE-GOAL GAME

NEVER

PLAYER HAD A PENALTY SHOT

HOME: 3/7/20 – Jared McCann vs. Washington (Holtby), NG

ROAD: 3/14/18 – Evgeni Malkin at NY Rangers (Georgiev), NG

OPPOSING PLAYER HAD A PENALTY SHOT

HOME: 12/14/19 – Anze Kopitar (LAK) vs. Jarry, NG

ROAD: 10/29/16 – Jakub Voracek (PHI) vs. Fleury, Goal

WON IN OVERTIME

HOME: 1/31/20 – vs. Philadelphia (4-3 – Crosby)

ROAD: 1/17/20 – at Detroit (2-1 – Crosby)

LOST IN OVERTIME

HOME: 2/21/20 – vs. Tampa Bay (2-1 – Gourde)

ROAD: 11/21/19 – at NY Islanders (4-3 – Nelson)

WON IN SHOOTOUT

HOME: 12/14/19 – vs. Los Angeles (5-4 – Rust)

ROAD: 1/12/20 – at Arizona (4-3 – Blueger)

LOST IN SHOOTOUT

HOME: 3/24/17 – vs. NY Islanders (4-3 – Tavares)

ROAD: 3/19/19 – at Carolina (3-2 – Hamilton)

WON WHEN TRAILING AFTER 2 PERIODS

HOME: 1/19/20 – vs. Boston (4-3 win) (trailed 3-2 after 2)

ROAD: 1/17/20 – at Detroit (2-1 win) (trailed 1-0 after 2)

LOST WHEN LEADING AFTER 2 PERIODS

HOME: 11/19/19 – vs. NY Islanders (5-4 OTL) (led 3-2 after 2)

ROAD: 2/23/20 – at Washington (5-3 OTL) (led 2-1 after 2)

SCORED WITH AN EXTRA ATTACKER

2/28/20 at Anaheim (Zucker)

OPPONENT SCORED WITH AN EXTRA ATTACKER

1/10/20 at Colorado (Calvert)

SCORED A SHORTHANDED GOAL

HOME: 1/19/20 – vs. Boston (J. Johnson)

ROAD: 10/13/19 – at Winnipeg (Aston-Reese)

ALLOWED A SHORTHANDED GOAL

HOME: 3/7/20 – vs. Washington (Dowd)

ROAD: 3/5/20 – at Buffalo (McCabe)

SCORED 2 OR MORE SHORTHANDED GOALS

1/8/19 vs. Florida (Rust & Sheahan)

ALLOWED 2 OR MORE SHORTHANDED GOALS

11/13/08 vs. Philadelphia (Gagne, 2)

SCORED A 3-ON-5 SHORTHANDED GOAL:

2/18/12 at Philadelphia (Cooke)

TRANSACTIONS

Apr. 6 – D Calen Addison signed three-year, entry level contract

Apr. 20 – F Oula Palve signed one-year, entry level contract

Apr. 27 – F Joseph Cramarossa re-signed to a one-year contract

Apr. 30 – F Thomas Di Pauli re-signed to a one-year contract

May 9 – D Niclas Almari signed three-year, entry level contract

May 15 – F Kasper Bjorkqvist signed two-year, entry level contract

May 23 – D Chad Ruhwedel re-signed to a two-year contract

May 30 – D Juuso Riikola re-signed to a one-year contract

June 4 – G Emil Larmi signed a two-year, entry level contract

June 15 – F Dominik Kahun, 2019 5th round pick acquired from Chicago Blackhawks for D Olli Maatta

June 22 – Penguins acquired 2019 3rd round pick from Arizona for 2019 4th, 5th, 7th round picks

June 22 – Penguins acquired 2019 7th round pick from San Jose for 2020 7th round pick

June 26 – D Kevin Czuczman re-signed to a two-year contract

June 26 – D Zach Trotman re-signed to a two-year contract

June 29 – F Alex Galchenyuk, D Pierre-Olivier Joseph Acquired from Arizona Coyotes for F Phil Kessel, D Dane Birks, 2021 Fourth-Round Draft Pick

July 1 – F Brandon Tanev signed six-year contract

July 1 – F Andrew Agozzino signed two-year contract

July 1 – D David Warsofsky signed two-year contract

July 3 – F Joseph Blandisi re-signed to a one-year contract

July 5 – HC Mike Sullivan signed to a four-year contract extension beginning in the 2020-21 season

July 12 – F Adam Johnson re-signed to one-year contract

July 16 – F Teddy Blueger re-signed to a two-year contract

July 22 – F Zach Aston-Reese re-signed to a two-year contract

July 26 – D John Marino acquired from Edmonton Oilers in exchange for a 2021 conditional sixth round pick

Aug. 8 – D John Marino signed to two-year, entry-level contract

Sep. 12 – D Marcus Pettersson re-signed to a one-year contract

Sep. 20 – F Nathan Legare signed to three-year, entry-level deal

Sep. 20 – Chase Berger, Jordy Bellerive, Jan Drozg, Ben Sexton, Matt Abt, Michael Kim, Jon Lizotte, Alex D'Orio, Dustin Tokarski assigned to the Wilkes-Barre/Scranton Penguins of the American Hockey League; Calen Addison returned to his junior team, the Lethbridge Hurricanes of the Western Hockey League

Sep. 22 – F Sam Poulin signed to three-year, entry-level deal

Sep. 23 – F Andrew Agozzino, Justin Almeida, Anthony Angello, Kasper Bjorkqvist, Joseph Blandisi, Joseph Cramarossa, Thomas Di Pauli, Ryan Haggerty, Sam Lafferty, Jake Lucchini, Sam Miletic, Oula Palve, D Niclas Almari, Kevin Czuczman, Pierre-Olivier Joseph and David Warsofsky, G Emil Larmi assigned to the Wilkes-Barre/Scranton Penguins of the American Hockey League; Nathan Legare and Sam Poulin returned to junior teams

Sep. 29 – F Adam Johnson assigned to the Wilkes-Barre/Scranton Penguins of the American Hockey League

Oct. 1 – D John Marino and G Casey DeSmith have been re-assigned to the Wilkes-Barre/Scranton Penguins of the American Hockey League; D Zach Trotman has been placed on

long-term injured reserve

Oct. 2 – D John Marino recalled from WBS, Bryan Rust placed on LTIR

Oct. 7 – F Andrew Agozzino and F Sam Lafferty emergency recalled from Wilkes-Barre/Scranton Penguins of the American Hockey League; F Evgeni Malkin placed on LTIR and F Nick Bjugstad placed on injured reserve

Oct. 9 – F Adam Johnson recalled from WBS on emergency basis, Alex Galchenyuk placed on IR

Oct. 11 – F Joseph Blandisi recalled from WBS on emergency basis, F Andrew Agozzino reassigned to WBS

Oct. 21 – D Zach Trotman assigned to WBS on conditioning assignment; D Brian Dumoulin placed on IR retroactive to Oct. 18

Oct. 25 – Acquired F Andreas Martinsen and a 2021 seventh-round draft from Anaheim in exchange for D Erik Gudbranson

Oct. 26 – F Nick Bjugstad, F Bryan Rust and D Zach Trotman activated from injured reserve; Trotman assigned to the Wilkes-Barre/Scranton Penguins (AHL). F Joseph Blandisi, F Sam Lafferty and F Adam Johnson's status changed from emergency recall to regular recall

Oct. 28 – F Joseph Blandisi and Adam Johnson assigned to WBS

Oct. 29 – F Alex Galchenyuk and D Brian Dumoulin activated from injured reserve

Oct. 31 – F Sam Lafferty assigned to the Wilkes-Barre/Scranton Penguins (AHL)

Nov. 1 – F Evgeni Malkin activated from injured reserve

Nov. 3 – F Patric Hornqvist placed on injured reserve

Nov. 5 – F Sam Lafferty recalled from WBS

Nov. 16 – F Joseph Blandisi recalled from WBS; Sidney Crosby placed on IR

Nov. 20 – Acquired F Graham Knott from Chicago in exchange for F Joseph Cramarossa

TRANSACTIONS CONTINUED

Nov. 21 – D Kris Letang placed on injured reserve. D Zach Trotman recalled from WBS

Nov. 21 – F Patric Hornqvist activated from injured reserve

Nov. 23 – F Joseph Blandisi reassigned to WBS

Nov. 26 – D Justin Schultz placed on IR retroactive to Nov. 20

Nov. 29 – F Joseph Blandisi recalled from WBS

Dec. 2 – F Stefan Noesen signed to a one-year, two-way contract

Dec. 3 – D Brian Dumoulin placed on injured reserve, retroactive to Nov. 30

Dec. 6 – D Zach Trotman re-assigned to WBS. D Justin Schultz activated off of injured reserve; F Patric Hornqvist placed on IR, retroactive to Dec. 2

Dec. 8 – F Joseph Blandisi re-assigned to the Wilkes-Barre/Scranton Penguins [AHL]

Dec. 12 – F Joseph Blandisi recalled from the Wilkes-Barre/Scranton Penguins [AHL]

Dec. 13 – F Joseph Blandisi re-assigned to the Wilkes-Barre/Scranton Penguins [AHL]

Dec. 14 – F Joseph Blandisi recalled from the Wilkes-Barre/Scranton Penguins [AHL]

Dec. 17 – F Kevin Roy acquired from the Florida Panthers in exchange for F Ryan Haggerty; F Joseph Blandisi's status changed from emergency recall to regular recall

Dec. 19 – F Stefan Noesen claimed off of waivers by San Jose

Dec. 20 – F Thomas Di Pauli, D Kevin Czuczman recalled from WBS

Dec. 22 – F Joseph Blandisi, F Thomas Di Pauli and D Kevin Czuczman re-assigned to the Wilkes-Barre/Scranton Penguins [AHL]

Dec. 27 – F Joseph Blandisi, F Thomas Di Pauli and D Kevin Czuczman recalled from the Wilkes-Barre/Scranton Penguins [AHL]

Dec. 28 – F Patric Hornqvist activated off

of injured reserve; F Thomas Di Pauli re-assigned to WBS

Jan. 4 – F Thomas Di Pauli recalled from the WBS and G Emil Larmi recalled from Wheeling; F Jake Guentzel placed on injured reserve; D Justin Schultz placed on injured reserve retroactive to December 17

Jan. 5 – G Emil Larmi re-assigned to the Wheeling Nailers [ECHL]

Jan. 6 – F Andrew Agozzino recalled from the Wilkes-Barre/Scranton Penguins [AHL]; F Thomas Di Pauli re-assigned to WBS

Jan. 14 – F Joseph Blandisi re-assigned to the Wilkes-Barre/Scranton Penguins [AHL]; F Sidney Crosby activated off of injured reserve

Jan. 17 – D John Nyberg acquired from the Dallas Stars in exchange for F Oula Palve

Jan. 20 – F Joseph Blandisi recalled from the Wilkes-Barre/Scranton Penguins [AHL]

Jan. 21 – F Andrew Agozzino, Joseph Blandisi and Sam Lafferty and D Kevin Czuczman re-assigned to WBS

Jan. 22 – D Justin Schultz activated off of injured reserve

Jan. 28 – D Marcus Pettersson signed to a five-year contract extension

Jan. 30 – F Anthony Angello and F Andrew Agozzino recalled from the Wilkes-Barre/Scranton Penguins [AHL]

Feb. 1 – F Sam Lafferty recalled from the Wilkes-Barre/Scranton Penguins [AHL]

Feb. 10 – F Jason Zucker acquired from the Minnesota Wild in exchange for F Alex Galchenyuk, D Calen Addison and a conditional 2020 first-round draft pick

Feb. 19 – D Zach Trotman recalled from the Wilkes-Barre/Scranton Penguins [AHL]; D John Marino placed on injured reserve

Feb. 20 – F Riley Barber and F Phil Varone acquired from the Montreal Canadiens in exchange for F Joseph Blandisi and F Jake Lucchini. D Zach Trotman's status changed from emergency recall to regular recall

Feb. 24 – F Anthony Angello and F Sam Lafferty re-assigned to the Wilkes-Barre/Scranton Penguins [AHL]

Feb. 24 – F Conor Sheary and F Evan Rodrigues acquired from the Buffalo Sabres in exchange for Dominik Kahun

Feb. 24 – F Patrick Marleau acquired from the San Jose Sharks in exchange for a conditional 2021 third-round draft pick

Feb. 24 – F Andrew Agozzino claimed off waivers by the Anaheim Ducks

Feb. 25 – F Sam Lafferty recalled from the Wilkes-Barre/Scranton Penguins [AHL] on an emergency basis

Feb. 28 – F Sam Lafferty's status changed from emergency recall to regular recall

Mar. 2 – D Zach Trotman re-assigned to Wilkes-Barre/Scranton Penguins [AHL]

Mar. 3 – F Anthony Angello recalled from Wilkes-Barre/Scranton Penguins [AHL] on an emergency basis

Mar. 3 – D Brian Dumoulin and John Marino activated off of IR

Mar. 5 – F Nick Bjugstad activated off of IR

Mar. 10 – F Drew O'Connor signed to a two-year, entry-level contract

Mar. 17 – F Cam Lee signed to a two-year, entry-level contract

Apr. 29 – F Radim Zohorna signed to a one-year, two-way contract

MAN GAMES LOST

TOTAL GAMES	MISSED	PLAYER	GAMES MISSED
56		Nick Bjugstad	Oct. 8-23, Nov. 16-Mar. 3, Mar. 10
41		Brian Dumoulin	Oct. 19-26, Dec. 4-Feb. 29
30		Jake Guentzel	Jan. 2-Mar. 10
28		Sidney Crosby	Nov. 12-Jan. 12
23		Justin Schultz	Nov. 21-Dec. 4, Dec. 20-Jan. 21
17		Patric Hornqvist	Nov. 4-19, Dec. 4-27
14		Bryan Rust	Oct. 3-23, Nov. 30-Dec. 4
14		Evgeni Malkin	Oct. 8-29, Dec. 12-14, Feb. 18
12		Zach Aston-Reese	Feb. 18-Mar. 10
11		John Marino	Feb. 8-29
11		Zach Trotman	Oct. 3-23
10		Dominik Kahun	Jan. 21-Feb. 16, Feb. 22-23
9		Alex Galchenyuk	Oct. 10-26
8		Kris Letang	Nov. 7-22
5		Dominik Simon	Mar. 3-10
4		Anthony Angello	Mar. 5-10
3		Jared McCann	Oct. 16, 19, Feb. 26
2		Sam Lafferty	Jan. 4-5
2		Adam Johnson	Oct. 23-26
1		Brandon Tanev	Mar. 3
1		Jack Johnson	Dec. 4

TOTAL: 302

NHL FINAL STANDINGS

EASTERN CONFERENCE

ATLANTIC DIVISION

Team	GP	W	L	OT	PTS	GF	GA
Boston	70	44	14	12	100	227	174
Tampa Bay	70	43	21	6	92	245	195
Toronto	70	36	25	9	81	238	227
Florida	69	35	26	8	78	231	228
Montreal	71	31	31	9	71	212	221
Buffalo	69	30	31	8	68	195	217
Ottawa	71	25	34	12	62	191	243
Detroit	71	17	49	5	39	145	267

METROPOLITAN DIVISION

Team	GP	W	L	OT	PTS	GF	GA
Washington	69	41	20	8	90	240	215
Philadelphia	69	41	21	7	89	232	196
Pittsburgh	69	40	23	6	86	224	196
Carolina	68	38	25	5	81	222	193
Columbus	70	33	22	15	81	180	187
NY Islanders	68	35	23	10	80	192	193
NY Rangers	70	37	28	5	79	234	222
New Jersey	69	28	29	12	68	189	230

WESTERN CONFERENCE

CENTRAL DIVISION

Team	GP	W	L	OT	PTS	GF	GA
St. Louis	71	42	19	10	94	225	193
Colorado	70	42	20	8	92	237	191
Dallas	69	37	24	8	82	180	177
Winnipeg	71	37	28	6	80	216	203
Nashville	69	35	26	8	78	215	217
Minnesota	69	35	27	7	77	220	220
Chicago	70	32	30	8	72	212	218

PACIFIC DIVISION

Team	GP	W	L	OT	PTS	GF	GA
Vegas	71	39	24	8	86	227	211
Edmonton	71	37	25	9	83	225	217
Calgary	70	36	27	7	79	210	215
Vancouver	69	36	27	6	78	228	217
Arizona	70	33	29	8	74	195	187
Anaheim	71	29	33	9	67	187	226
Los Angeles	70	29	35	6	64	178	212
San Jose	70	29	36	5	63	182	226

Teams receive 2 points for a victory (W) 1 point for an overtime or shootout loss (OT),
 x - clinched playoff spot; y - clinched division; z - clinched conference

NHL SCORING LEADERS

	PLAYER	TEAM	POS	GP	G	A	P	+/-	PIM	PP	SH	GW	OT	S	S%	TOI/G	SFT/G	FO%
1	LEON DRAISAITL	EDM	C	71	43	67	110	-7	18	16	0	10	2	218	19.7	22:37	21.7	52.1
2	CONNOR MCDAVID	EDM	C	64	34	63	97	-6	28	11	0	6	0	212	16.0	21:52	21.1	47.8
3	DAVID PASTRNAK	BOS	R	70	48	47	95	21	40	20	0	10	1	279	17.2	18:58	20.7	38.9
4	ARTEMI PANARIN	NYR	L	69	32	63	95	36	20	7	0	4	0	209	15.3	20:36	21.7	50.0
5	NATHAN MACKINNON	COL	C	69	35	58	93	13	12	12	0	4	2	318	11.0	21:13	23.5	43.1
6	BRAD MARCHAND	BOS	L	70	28	59	87	25	82	5	1	5	0	185	15.1	19:27	22.4	43.1
7	NIKITA KUCHEROV	TBL	R	68	33	52	85	26	38	4	0	6	3	210	15.7	18:52	21.6	0.0
8	PATRICK KANE	CHI	R	70	33	51	84	8	40	8	0	2	1	275	12.0	21:20	22.3	25.0
9	AUSTON MATTHEWS	TOR	C	70	47	33	80	19	8	12	0	5	0	290	16.2	20:58	23.2	55.0
10	JACK EICHEL	BUF	C	68	36	42	78	5	34	11	1	9	3	227	15.9	22:06	23.5	46.8
11	JONATHAN HUBERDEAU	FLA	L	69	23	55	78	5	30	5	0	3	1	152	15.1	18:46	21.6	39.3
12	MIKA ZIBANEJAD	NYR	C	57	41	34	75	9	14	15	3	6	2	208	19.7	21:38	25.5	49.2
13	JOHN CARLSON	WSH	D	69	15	60	75	12	26	2	0	6	0	189	7.9	24:38	25.7	0.0
14	EVGENI MALKIN	PIT	C	55	25	49	74	7	58	7	0	5	0	171	14.6	19:31	24.4	50.3
15	KYLE CONNOR	WPG	L	71	38	35	73	4	34	9	1	7	1	239	15.9	21:05	23.9	15.4
16	MARK SCHEIFELE	WPG	C	71	29	44	73	2	45	10	0	6	2	170	17.1	21:48	23.6	46.9
17	J.T. MILLER	VAN	C	69	27	45	72	11	47	9	0	3	1	165	16.4	20:06	25.0	59.2
18	ALEX OVECHKIN	WSH	L	68	48	19	67	-12	30	13	0	3	1	311	15.4	20:40	20.4	100.0
19	MITCHELL MARNER	TOR	R	59	16	51	67	6	16	6	0	2	1	154	10.4	21:33	24.6	26.9
20	SEBASTIAN AHO	CAR	C	68	38	28	66	10	26	8	4	5	0	206	18.4	19:25	23.5	46.0
21	MAX PACIORETTY	VGK	L	71	32	34	66	18	44	8	0	5	1	307	10.4	17:55	20.2	53.1
22	STEVEN STAMKOS	TBL	C	57	29	37	66	14	22	10	0	6	0	176	16.5	18:25	22.2	54.3
23	ELIAS PETTERSSON	VAN	C	68	27	39	66	16	18	8	0	5	1	162	16.7	18:32	23.3	41.8
24	BLAKE WHEELER	WPG	R	71	22	43	65	1	37	4	1	2	0	180	12.2	19:19	23.7	49.9
25	ROMAN JOSI	NSH	D	69	16	49	65	22	41	4	0	1	0	260	6.2	25:47	28.6	--
26	BRAYDEN POINT	TBL	C	66	25	39	64	28	11	8	0	4	0	141	17.7	18:54	22.5	51.1
27	PATRIK LAINE	WPG	R	68	28	35	63	8	22	8	0	1	0	226	12.4	19:25	21.8	37.0
28	MARK STONE	VGK	R	65	21	42	63	15	27	6	0	3	0	168	12.5	19:25	21.9	34.8
29	TEUVO TERAVAINEN	CAR	L	68	15	48	63	20	8	4	1	1	0	182	8.2	19:12	23.2	49.1
30	ANZE KOPITAR	LAK	C	70	21	41	62	6	16	7	1	5	1	135	15.6	21:02	25.3	55.1

PITTSBURGH PENGUINS

2010-2019

DECADE IN REVIEW

TEAM HIGHLIGHTS



In 2016 and '17, the Penguins became the first team to win back-to-back Stanley Cup Championships in 19 years [Detroit Red Wings, 1997, '98].

10

Playoff
appearances

13

Playoff series
won

2

Stanley Cups

464 155 134

Regular-season
wins

Players skated
for Pittsburgh


Penguins
recorded a point



The Penguins were the only NHL team to make the playoffs every year of this decade.

▶▶▶ The Penguins sold out every home game at PPG Paints Arena this decade.

INDIVIDUAL HIGHLIGHTS



Feb. 16, 2017 vs. WPG

Mar. 12, 2019 vs. WSH

Sidney Crosby and Evgeni Malkin recorded their 1,000th career points in 2017 and 2019, respectively.

Crosby and Malkin became the fourth set of teammates to both record 1,000 NHL points together.

HHOF

Assistant coach and former Penguins player Mark Recchi was inducted into the Hockey Hall of Fame in 2017.

General manager Jim Rutherford was inducted into the Hockey Hall of Fame in 2019 in the builders' category.

13

Individual Awards

2010: Mark Messier Leadership Award [Crosby]; Maurice 'Rocket' Richard Trophy [Crosby]

2011: Jack Adams Award [Dan Bylsma]

2012: Art Ross Trophy [Malkin]; Hart Memorial Trophy [Malkin]; Ted Lindsay Award [Malkin]

2013: GM of the Year Award [Ray Shero]; Hart Memorial Trophy [Crosby]; Ted Lindsay Award [Crosby]

2014: Art Ross Trophy [Crosby]; Ted Lindsay Award [Crosby]

2016: GM of the Year Award [Jim Rutherford]

2017: Maurice 'Rocket' Richard Trophy [Crosby]



In 2016 and '17 Sidney Crosby became the first player to win back-to-back Conn Smythe trophies since Mario Lemieux did so in 1991 and '92.

Crosby led the NHL with 46 points [14G-32A] in 48 playoff games during the two championship runs [tied with Evgeni Malkin].

Updated through games on Dec. 31, 2019

RANK AMONG THE NHL**STANLEY CUPS**

1.	Chicago	3
T-2.	Pittsburgh	2
T-2.	Los Angeles	2
4.	Three Teams	1

REGULAR SEASON WINS

1.	Washington	465
2.	Pittsburgh	464
3.	St. Louis	452
4.	Boston	446

GOALS

1.	Alex Ovechkin	437
2.	Steven Stamkos	363
3.	John Tavares	319
4.	Patrick Kane	315
5.	Sidney Crosby	296

POINTS PER GAME (MIN. 100GP)

1.	Connor McDavid	1.33
2.	Sidney Crosby	1.25
3.	Evgeni Malkin	1.16
4.	Steven Stamkos	1.09
5.	Patrick Kane	1.08

PLAYOFF APPEARANCES

1.	Pittsburgh	10
T-2.	San Jose	9
T-2.	Washington	9
4.	Three Teams	8

HOME WINS

1.	Pittsburgh	261
T-2.	Washington	252
T-2.	Tampa Bay	252
4.	St. Louis	244

ASSISTS

1.	Nicklas Backstrom	512
2.	Claude Giroux	506
3.	Sidney Crosby	492
4.	Patrick Kane	487
5.	Ryan Getzlaf	464

PLAYOFF POINTS

1.	Sidney Crosby	123
2.	Patrick Kane	109
3.	Evgeni Malkin	106
4.	Logan Couture	101
5.	Jonathan Toews	97

PLAYOFF WINS

1.	Boston	69
2.	Chicago	67
3.	Pittsburgh	66
4.	San Jose	60

TEAM POINTS

1.	Washington	1020
2.	Pittsburgh	1008
3.	Boston	989
4.	St. Louis	983

POINTS

1.	Patrick Kane	802
2.	Sidney Crosby	788
3.	Alex Ovechkin	780
4.	Claude Giroux	737
5.	Steven Stamkos	719

**RANK AMONG PENGUINS****REGULAR SEASON GAMES PLAYED**

1.	Sidney Crosby	630
T-2.	Evgeni Malkin	602
T-2.	Kris Letang	602
4.	Chris Kunitz	521
5.	Craig Adams	403

PLAYOFF GAMES PLAYED

1.	Sidney Crosby	115
2.	Evgeni Malkin	113
3.	Chris Kunitz	102
4.	Kris Letang	93
5.	Brian Dumoulin	70

REGULAR SEASON WINS*

1.	Marc-Andre Fleury	242
2.	Matt Murray	108
3.	Tristan Jarry	27
4.	Brent Johnson	25

*Goaltenders

REGULAR SEASON POINTS

1.	Sidney Crosby	788
2.	Evgeni Malkin	698
3.	Kris Letang	455
4.	Chris Kunitz	350
5.	Phil Kessel	303

PLAYOFF POINTS

1.	Sidney Crosby	123
2.	Evgeni Malkin	106
3.	Kris Letang	65
4.	Chris Kunitz	62
5.	Phil Kessel	56

PLAYOFF GAMES PLAYED*

1.	Marc-Andre Fleury	66
2.	Matt Murray	48
3.	Tomas Vokoun	11
4.	Brent Johnson	3

*Goaltenders

POINTS/GAME (MIN. 100GP)

1.	Sidney Crosby	1.25
2.	Evgeni Malkin	1.16
T-3.	James Neal	0.92
T-3.	Phil Kessel	0.92
5.	Jake Guentzel	0.82

REGULAR SEASON GAMES PLAYED*

1.	Marc-Andre Fleury	422
2.	Matt Murray	184
3.	Brent Johnson	52
4.	Casey DeSmith	50

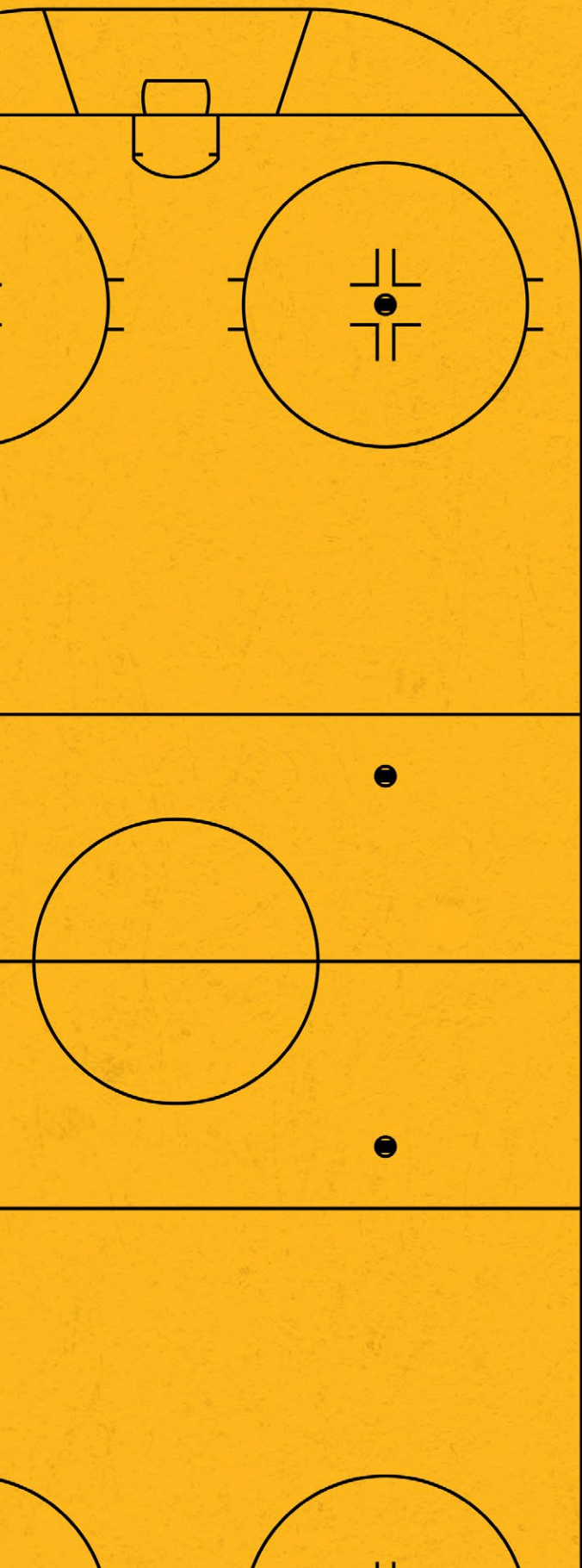
*Goaltenders

PLAYOFF WINS*

1.	Marc-Andre Fleury	31
2.	Matt Murray	28
3.	Tomas Vokoun	6
4.	Jeff Zatkoff	1

*Goaltenders





2020 MATCHUP

QUALIFYING ROUND





MONTREAL CANADIENS

YEAR BY YEAR OVERALL TOTALS

PIT 44-49-16

ROAD 26-65-16

TOTAL 70-114-32

GF/GA 616-819

CANADIENS VS. PENGUINS

All-time scorer vs. Pittsburgh: Guy Lafleur (61gp, 44-53-97)

All-time Pittsburgh scorer vs. Montreal: Mario Lemieux (41gp, 26-41-67)

Longest Montreal win streak vs. Pittsburgh: 10, Apr. 2, 1975-Dec. 4, 1976

Longest Pittsburgh win streak vs. Montreal: 5, Dec. 31, 2016-Mar. 2, 2019; Feb. 19, 2009-Dec. 10, 2009

Longest Montreal undefeated streak vs. Pittsburgh: 18, Jan. 13, 1972-Jan. 26, 1975 (15-0-3)

Longest Pittsburgh undefeated streak vs. Montreal: 7, Oct. 20, 2011-April 17, 2013 (6-0-1)

Last Montreal win at home: Oct. 13, 2018 (4-3 SO) [0-1-1 since last win]

Last Pittsburgh win at home: Feb. 14, 2020 (4-1) [0-0-0 since last win]

Last Montreal win at Pittsburgh: Dec. 10, 2019 (4-1) [0-1-0 since last win]

Last Pittsburgh win at Montreal: Jan. 4, 2020 (3-2 OT) [0-0-0 since last win]

Most goals by Montreal vs. Pittsburgh: 12, Feb. 22, 1979 (M, 12-0)

Most goals by Pittsburgh vs. Montreal: 7, Mar. 2, 2013 (P, 7-6); Dec. 7, 1995 (P, 7-5); Jan. 15, 1983 (M, 8-7)

Most goals by both teams: 15, Jan. 15, 1983 (M, 8-7)

Last Montreal shutout vs. Pittsburgh: Oct. 18, 2016 (4-0) – Al Montoya

Last Pittsburgh shutout vs. Montreal: Nov. 18, 2014 (4-0) – Marc-Andre Fleury

Last Montreal hat trick vs. Pittsburgh: Dec. 27, 2008 – Andrei Kostitsyn

Last Pittsburgh hat trick vs. Montreal: Oct. 28, 2009 – Sidney Crosby

Last Pittsburgh trade with Montreal: Feb. 20, 2020 – Riley Barner and Phil Varone to Pittsburgh in exchange for Joseph Blandisi and Jake Lucchini

Pittsburgh's Overtime/Shootout Record vs. Montreal: 14-4-18

YEAR	PIT	ROAD	TOTAL	GF/GA
1967-68	0-2-0	0-2-0	0-4-0	11-16
1968-69	0-2-1	1-2-0	1-4-1	16-21
1969-70	2-1-0	0-3-0	2-4-0	15-19
1970-71	1-1-1	0-2-1	1-3-2	13-20
1971-72	1-1-1	0-3-0	1-4-1	16-25
1972-73	0-2-0	0-3-0	0-5-0	12-29
1973-74	0-3-0	0-1-1	0-4-1	10-21
1974-75	1-1-1	0-3-0	1-4-1	15-28
1975-76	0-3-0	0-3-0	0-6-0	19-35
1976-77	0-1-2	0-3-0	0-4-2	11-34
1977-78	1-2-0	0-3-0	1-5-0	19-35
1978-79	2-2-0	0-3-1	2-5-1	19-38
1979-80	1-0-1	0-2-0	1-2-1	14-22
1980-81	1-1-0	1-1-0	2-2-0	10-11
1981-82	1-0-0	0-2-0	1-2-0	9-14
1982-83	1-1-0	0-1-0	1-2-0	11-15
1983-84	0-0-1	0-2-0	0-2-1	6-11
1984-85	1-1-0	0-1-0	1-2-0	11-13
1985-86	0-1-0	0-1-1	0-2-1	10-13
1986-87	1-1-0	0-0-1	1-1-1	11-11
1987-88	1-0-0	1-1-0	2-1-0	11-8
1988-89	0-2-0	1-0-0	1-2-0	8-16
1989-90	1-0-0	0-2-0	1-2-0	4-17
1990-91	0-1-1	0-1-0	0-2-1	11-15
1991-92	1-0-0	0-2-0	1-2-0	8-9

YEAR	PIT	ROAD	TOTAL	GF/GA
1992-93	2-0-0	0-0-1	2-0-1	12-8
1993-94	1-1-0	0-2-1	1-3-1	7-20
1994-95	2-0-0	0-2-0	2-2-0	13-13
1995-96	1-2-0	0-2-0	1-4-0	17-23
1996-97	0-0-3	2-1-0	2-1-3	23-20
1997-98	1-2-0	2-0-1	3-2-1	14-10
1998-99	1-0-1	2-0-0	3-0-1	16-12
1999-00	1-1-0	0-2-0	1-3-0	8-16
2000-01	1-1-0	0-1-1	1-2-1	12-13
2001-02	0-2-0	0-1-1	0-3-1	2-9
2002-03	1-0-1	0-0-2	1-0-3	12-13
2003-04	0-2-0	0-2-0	0-4-0	5-20
2004-05	No Season			
2005-06	1-1-0	2-0-0	3-1-0	18-16
2006-07	2-0-0	0-1-1	2-1-1	16-17
2007-08	0-1-1	2-0-0	2-1-1	12-10
2008-09	1-1-0	1-1-0	2-2-0	12-12
2009-10	2-0-0	1-1-0	3-1-0	15-9
2010-11	0-2-0	1-0-1	1-2-1	8-9
2011-12	2-0-0	1-0-1	3-0-1	13-10
2012-13	2-0-0	1-0-0	3-0-0	14-10
2013-14	1-0-1	0-1-0	1-1-1	12-9
2014-15	0-1-0	2-0-0	2-1-0	7-5
2015-16	1-1-0	1-0-0	2-1-0	8-7
2016-17	1-0-0	1-1-0	2-1-0	8-8

YEAR	PIT	ROAD	TOTAL	GF/GA
2017-18	2-0-0	1-0-0	3-0-0	15-8
2018-19	0-1-0	1-0-1	1-1-1	9-9
2019-20	1-1-0	1-0-0	2-1-0	8-7

PITTSBURGH PENGUINS vs. MONTRÉAL CANADIENS

2019-2020 REGULAR SEASON

at PITTSBURGH PENGUINS

Date	Score	W Goal
14 Feb '20	MTL 1 @ PIT 4	Jason Zucker
10 Dec '19	MTL 4 @ PIT 1	Joel Armia

at MONTRÉAL CANADIENS

Date	Score	W Goal
04 Jan '20 *	PIT 3 @ MTL 2	Brandon Tanev

Individual Scoring

PENGUINS										CANADIENS									
Player	GP	G	A	P	+/-	PIM	PP	SH		Player	GP	G	A	P	+/-	PIM	PP	SH	
Teddy Blueger	3	0	3	3	3	0	0	0		Artturi Lehkonen	3	2	1	3	3	0	0	0	
Sidney Crosby	1	0	3	3	2	0	0	0		Tomas Tatar	3	2	1	3	-2	2	2	0	
Zach Aston-Reese	3	2	0	2	2	2	0	0		Joel Armia	2	1	1	2	1	0	0	0	
Jason Zucker	1	2	0	2	2	0	0	0		Brendan Gallagher	2	1	1	2	-1	0	0	0	
Bryan Rust	3	1	1	2	1	0	0	0		Shea Weber	2	1	1	2	1	4	0	0	
Brandon Tanev	3	1	1	2	2	0	0	0		Nick Suzuki	3	0	2	2	0	0	0	0	
Evgeni Malkin	3	0	2	2	0	2	0	0		Phillip Danault	3	0	1	1	0	2	0	0	
Marcus Pettersson	3	0	2	2	2	9	0	0		Max Domi	3	0	1	1	0	7	0	0	
Kris Letang	3	1	0	1	-2	2	1	0		Jeff Petry	3	0	1	1	-1	0	0	0	
Jake Guentzel	1	1	0	1	-1	0	0	0		Victor Mete	2	0	1	1	-2	0	0	0	
Jack Johnson	3	0	1	1	0	2	0	0		Ben Chiarot	3	0	0	0	-3	2	0	0	
Dominik Simon	3	0	1	1	-1	0	0	0		Nick Cousins	3	0	0	0	1	0	0	0	
Patric Hornqvist	2	0	1	1	-1	2	0	0		Nate Thompson	3	0	0	0	0	0	0	0	
Jared McCann	3	0	0	0	-3	0	0	0		Cale Fleury	2	0	0	0	2	0	0	0	
Chad Ruhwedel	3	0	0	0	3	0	0	0		Brett Kulak	2	0	0	0	-1	0	0	0	
Alex Galchenyuk	2	0	0	0	0	0	0	0		Marco Scandella	2	0	0	0	0	2	0	0	
Dominik Kahun	2	0	0	0	0	0	0	0		Jordan Weal	2	0	0	0	-1	0	0	0	
Sam Lafferty	2	0	0	0	0	0	0	0		Riley Barber	1	0	0	0	0	0	0	0	
John Marino	2	0	0	0	-2	2	0	0		Jonathan Drouin	1	0	0	0	-2	0	0	0	
Juuso Riikola	2	0	0	0	2	0	0	0		Jake Evans	1	0	0	0	0	0	0	0	
Justin Schultz	2	0	0	0	0	0	0	0		Jesper Kotkaniemi	1	0	0	0	-1	0	0	0	
Andrew Agozzino	1	0	0	0	0	0	0	0		Ilya Kovalchuk	1	0	0	0	-2	2	0	0	
Joseph Blandisi	1	0	0	0	-1	2	0	0		Otto Leskinen	1	0	0	0	1	0	0	0	
Thomas Di Pauli	1	0	0	0	-1	0	0	0		Xavier Ouellet	1	0	0	0	0	0	0	0	
Stefan Noesen	1	0	0	0	0	0	0	0		Matthew Peca	1	0	0	0	1	0	0	0	
Power Play: 1-8 12.5% / Penalty Killing: 6-8 75.0%										Ryan Poehling	1	0	0	0	-1	0	0	0	
										Lukas Vejdemo	1	0	0	0	-1	0	0	0	
										Dale Weise	1	0	0	0	-1	0	0	0	
										Power Play: 2-8 25.0% / Penalty Killing: 7-8 87.5%									

Goaltending

PENGUINS										CANADIENS									
Goalie	GP	Min	WLOT	GA	SA	SV	GAA	SV%		Goalie	GP	Min	WLOT	GA	SA	SV	GAA	SV%	
Tristan Jarry	2	120	1-1-0	4	60	56	2.00	.933		Carey Price	3	181	1-1-1	7	98	91	2.32	.929	
Matt Murray	1	62	1-0-0	2	28	26	1.94	.929											

Goals by Period

PENGUINS						CANADIENS					
	1st	2nd	3rd	OT	Total		1st	2nd	3rd	OT	Total
Goals	2	3	2	1	8	Goals	1	5	1	0	7

Shots by Period

PENGUINS						CANADIENS					
	1st	2nd	3rd	OT	Total		1st	2nd	3rd	OT	Total
Shots	29	33	35	2	99	Shots	17	41	31	0	89

* - Overtime ** - Shootout

2019.20 PITTSBURGH PENGUINS

FINAL SEASON SCORING STATS

PLAYER	POS	GP	G	A	P	+/-	PIM	PPG	SHG	GW	OT	S	S%	TOI/G	SFT/G	FO%
EVGENI MALKIN	C	55	25	49	74	7	58	7	0	5	0	171	14.6	19:31	24.4	50.3
BRYAN RUST	R	55	27	29	56	14	30	8	1	4	2	151	17.9	19:46	26.4	20.0
SIDNEY CROSBY	C	41	16	31	47	-8	15	4	0	4	2	109	14.7	20:16	24.4	55.6
KRIS LETANG	D	61	15	29	44	0	38	6	0	2	0	177	8.5	25:44	28.9	--
JAKE GUENTZEL	L	39	20	23	43	11	14	6	0	4	1	127	15.8	20:38	25.2	47.8
JARED MCCANN	C	66	14	21	35	6	17	2	0	4	1	150	9.3	15:15	22.2	46.4
PATRIC HORNQVIST	R	52	17	15	32	9	36	3	0	2	0	168	10.1	15:56	20.6	33.3
DOMINIK KAHUN	C	50	10	17	27	6	8	1	0	2	0	79	12.7	13:27	19.1	52.8
JOHN MARINO	D	56	6	20	26	17	20	1	0	0	0	61	9.8	20:15	26.7	--
BRANDON TANEV	L	68	11	14	25	-1	16	0	2	4	2	95	11.6	14:46	22.9	40.0
TEDDY BLUEGER	C	69	9	13	22	2	25	0	0	2	0	102	8.8	15:49	23.1	45.2
MARCUS PETTERSSON	D	69	2	20	22	9	35	0	0	0	0	79	2.5	19:24	26.0	--
DOMINIK SIMON	C	64	7	15	22	-9	12	0	0	0	0	102	6.9	14:24	20.0	35.7
ALEX GALCHENYUK	C	45	5	12	17	-7	10	2	0	0	0	65	7.7	11:29	16.7	58.3
ZACH ASTON-REESE	C	57	6	7	13	6	28	0	1	0	0	98	6.1	14:26	21.8	30.4
SAM LAFFERTY	C	50	6	7	13	5	23	0	0	1	0	56	10.7	9:37	14.7	49.6
JASON ZUCKER	L	15	6	6	12	-1	2	2	0	2	0	36	16.7	17:40	22.1	0.0
JUSTIN SCHULTZ	D	46	3	9	12	-13	6	0	0	0	0	86	3.5	19:53	25.2	--
JACK JOHNSON	D	67	3	8	11	-1	26	0	1	0	0	63	4.8	19:28	25.1	--
BRIAN DUMOULIN	D	28	1	7	8	17	10	0	1	0	0	35	2.9	21:03	26.5	--
JUUSO RIIKOLA	D	36	1	6	7	3	6	0	0	0	0	38	2.6	13:53	20.1	--
CHAD RUHWEDEL	D	41	2	4	6	4	12	0	0	0	0	44	4.5	14:46	21.5	--
JOSEPH BLANDISI	C	21	2	3	5	-3	10	0	0	1	0	12	16.7	8:13	12.4	40.7
CONOR SHEARY	L	8	1	3	4	-1	2	0	0	0	0	14	7.1	14:27	19.5	--
ADAM JOHNSON	C	7	1	1	2	-1	2	0	0	0	0	5	20.0	6:42	11.0	--
ANDREW AGOZZINO	L	17	0	2	2	0	4	0	0	0	0	8	0.0	6:36	10.8	50.9
NICK BJUGSTAD	C	13	1	1	2	3	8	0	0	0	0	18	5.6	12:14	17.8	39.6
PATRICK MARLEAU	C	8	1	1	2	0	2	0	0	0	0	16	6.3	15:25	22.3	35.0
ANTHONY ANGELLO	C	8	1	0	1	-1	4	0	0	0	0	5	20.0	5:43	9.1	0.0
STEFAN NOESEN	R	6	1	0	1	0	0	0	0	0	0	8	12.5	9:51	14.5	75.0
EVAN RODRIGUES	C	7	1	0	1	0	4	0	0	0	0	11	9.1	11:08	17.1	52.3
THOMAS DI PAULI	C	2	0	0	0	-3	10	0	0	0	0	2	0.0	5:59	9.0	--
ZACH TROTMAN	D	8	0	0	0	-1	4	0	0	0	0	11	0.0	14:43	19.3	--
ERIK GUDBRANSON	D	7	0	0	0	0	4	0	0	0	0	2	0.0	15:09	20.7	--

GOALTENDERS

	PLAYER	GP	GS	W	L	OT	SA	GA	GAA	SV	SV%	SO	G	A	PIM	TOI
1	TRISTAN JARRY	33	31	20	12	1	985	78	2.43	907	0.921	3	0	0	0	1,926:29
2	MATT MURRAY	38	38	20	11	5	1055	107	2.87	948	0.899	1	0	1	2	2,237:30

2019.20 MONTREAL CANADIENS

FINAL SEASON SCORING STATS

PLAYER	POS	GP	G	A	P	+/-	PIM	PPG	SHG	GW	OT	S	S%	TOI/G	SFT/G	FO%
TOMAS TATAR	L	68	22	39	61	5	36	8	0	1	0	162	13.6	16:18	22.2	36.0
PHILLIP DANAULT	C	71	13	34	47	18	32	1	0	1	0	131	9.9	18:51	25.5	54.5
MAX DOMI	C	71	17	27	44	-3	35	1	0	3	2	179	9.5	17:06	21.4	48.9
BRENDAN GALLAGHER	R	59	22	21	43	9	29	1	0	1	0	226	9.7	16:55	22.3	41.4
NICK SUZUKI	C	71	13	28	41	-15	6	6	0	1	0	138	9.4	15:59	19.9	46.3
JEFF PETRY	D	71	11	29	40	-10	26	3	1	3	2	158	7.0	23:39	25.7	--
SHEA WEBER	D	65	15	21	36	8	33	3	0	2	0	185	8.1	24:00	26.5	--
JOEL ARMIA	R	58	16	14	30	2	28	3	3	2	0	155	10.3	17:14	22.7	36.4
ARTTURI LEHKONEN	L	70	13	14	27	2	24	0	1	1	0	140	9.3	15:26	21.7	46.2
NICK COUSINS	C	58	9	13	22	1	33	2	0	0	0	105	8.6	13:28	17.6	37.8
BEN CHIAROT	D	69	9	12	21	5	61	0	0	3	2	130	6.9	23:08	25.2	--
JONATHAN DROUIN	L	27	7	8	15	-6	14	1	0	1	0	51	13.7	15:42	20.1	33.3
JORDAN WEAL	C	49	8	7	15	-8	14	2	0	2	0	86	9.3	13:37	17.7	49.7
NATE THOMPSON	C	63	4	10	14	-2	21	0	0	1	0	62	6.5	12:48	19.8	55.1
ILYA KOVALCHUK	L	22	6	7	13	6	2	1	0	3	2	62	9.7	18:54	22.3	42.1
VICTOR METE	D	51	4	7	11	5	20	0	0	1	0	57	7.0	16:00	20.9	--
PAUL BYRON	L	29	4	6	10	5	4	0	1	0	0	29	13.8	14:20	21.0	16.7
JESPERI KOTKANIEMI	C	36	6	2	8	-11	23	1	0	0	0	55	10.9	13:00	17.1	42.8
BRETT KULAK	D	56	0	7	7	-1	12	0	0	0	0	101	0.0	17:08	19.5	--
DALE WEISE	R	23	1	4	5	1	16	0	0	0	0	15	6.7	9:16	14.3	--
MIKE REILLY	D	14	0	4	4	2	6	0	0	0	0	21	0.0	13:59	18.6	--
JAKE EVANS	C	13	2	1	3	+1	0	0	0	0	0	14	14.3	10:21	15.0	51.8
MARCO SCANDELLA	D	20	1	2	3	1	8	0	0	0	0	21	4.8	17:38	21.7	--
RYAN POEHLING	C	27	1	1	2	-4	4	0	0	0	0	26	3.9	10:20	14.9	20.0
CHARLES HUDON	L	15	1	1	2	-9	0	0	0	1	0	22	4.6	11:32	15.1	25.0
XAVIER OUELLET	D	12	0	2	2	0	4	0	0	0	0	8	0.0	13:54	17.8	--
CHRISTIAN FOLIN	D	16	1	1	2	-1	13	0	0	0	0	13	7.7	14:26	18.7	--
LUKAS VEJDEMO	L	7	1	0	1	0	0	0	0	0	0	7	14.3	8:01	11.7	20.0
CALE FLEURY	D	41	1	0	1	-4	6	0	0	0	0	45	2.2	14:21	17.9	--
KARL ALZNER	D	4	0	0	0	-1	0	0	0	0	0	4	0.0	13:55	19.3	--
MATTHEW PECA	L	5	0	0	0	-2	0	0	0	0	0	4	0.0	9:06	13.6	50.0
OTTO LESKINEN	D	5	0	0	0	0	0	0	0	0	0	2	0.0	10:18	11.8	--
RILEY BARBER	R	9	0	0	0	-1	2	0	0	0	0	6	0.0	8:15	11.9	100.0
GUSTAV OLOFSSON	D	3	0	0	0	-4	2	0	0	0	0	2	0.0	8:06	10.7	--

GOALTENDERS

	PLAYER	GP	GS	W	L	OT	SA	GA	GAA	SV	SV%	SO	G	A	PIM	TOI
1	CAREY PRICE	58	58	27	25	6	1755	160	2.79	1595	0.909	4	0	0	6	3,439:49
2	CHARLIE LINDGREN	6	6	2	4	0	178	20	3.33	158	0.888	0	0	0	0	360:51
3	CAYDEN PRIMEAU	2	2	1	1	0	72	5	2.52	67	0.931	0	0	0	0	119:06
4	KEITH KINKAID	6	5	1	1	3	192	24	4.24	168	0.875	0	0	0	0	339:59

VISITOR

HOME



4



Game Summary

Tuesday, December 10, 2019
Attendance 18,422 at PPG Paints Arena
Start 7:08 EST; End 9:30 EST
Game 0474
Final



1



MONTREAL CANADIENS
Game 31 Away Game 14

PITTSBURGH PENGUINS
Game 31 Home Game 18

SCORING SUMMARY

G	Per	Time	Str	Team	Goal	Scorer	Assist	Assist	MTL on Ice	PIT on Ice
1	1	2:59	EV	PIT	59	J.GUENTZEL(17)	17 B.RUST(9)	71 E.MALKIN(19)	6, 8, 11, 24, 31, 90	6, 17, 35, 58, 59, 71
2	2	12:24	PP	MTL	90	T.TATAR(10)	11 B.GALLAGHER(11)	24 P.DANAULT(17)	11, 14, 24, 26, 31, 90	2, 6, 13, 35, 46
3	2	16:17	EV	MTL	40	J.ARMIA(11)	26 J.PETRY(13)		26, 31, 40, 44, 63, 64	6, 12, 19, 24, 35, 58
4	2	19:45	EV	MTL	6	S.WEBER(10)	62 A.LEHKONEN(7)	40 J.ARMIA(6)	6, 8, 13, 31, 40, 62	6, 17, 35, 58, 59, 71
5	3	18:21	EV-EN	MTL	11	B.GALLAGHER(14)	90 T.TATAR(17)	6 S.WEBER(15)	6, 8, 11, 24, 31, 90	4, 17, 19, 58, 59, 71

MONTREAL CANADIENS

PITTSBURGH PENGUINS

PENALTY SUMMARY

#	Per	Time	Player	PIM	Penalty	#	Per	Time	Player	PIM	Penalty
1	1	10:21	TEAM	2	Delay Game - Bench - FO viol	1	2	11:00	71 E.MALKIN	2	Slashing
TOT (PN-PIM) 1-2						TOT (PN-PIM) 1-2					
Power Plays (Goals-Opp./PPTIME) 1-1/01:24						Power Plays (Goals-Opp./PPTIME) 0-1/02:00					

BY PERIOD

Per	Goals	Shots	PN	PIM	Per	Goals	Shots	PN	PIM
1	0	5	1	2	1	1	10	0	0
2	3	17	0	0	2	0	11	1	2
3	1	4	0	0	3	0	13	0	0
TOT	4	26	1	2	TOT	1	34	1	2

POWER PLAYS (Goals-Occurrences / Time)

5v4	5v3	4v3	5v4	5v3	4v3
1-1/01:24			0-1/02:00		

EVEN STRENGTH (Goals-Occurrences / Time)

5v5	4v4	3v3	TOT	5v5	4v4	3v3	TOT
3-3/56:36			3-3/56:36	1-3/56:36			1-3/56:36

GOALTENDER SUMMARY

MONTREAL CANADIENS				TOI				GOALS-SHOTS AGAINST			
				EV	PP	SH	TOT	1	2	3	TOT
30	G	PRIMEAU, CAYDEN									
31	G	PRICE, CAREY (W)		56:36	01:24	02:00	60:00	1-10	0-11	0-13	1-34
TEAM TOTALS				56:36	01:24	02:00	60:00	1-10	0-11	0-13	1-34
PITTSBURGH PENGUINS				TOI				GOALS-SHOTS AGAINST			
				EV	PP	SH	TOT	1	2	3	TOT
30	G	MURRAY, MATT									
35	G	JARRY, TRISTAN (L)		56:25	02:00	01:24	59:49	0-5	3-17	0-3	3-25
EMPTY NET				00:00	00:00	00:00	00:11			1-1	1-1
TEAM TOTALS				56:36	02:00	01:24	60:00	0-5	3-17	1-4	4-26
OFFICIALS				3 STARS By:PPG Paints Arena Media							
Referee				Linesman				1.	MTL	G	31 C.PRICE
#2 Jon McIsaac				#61 James Tobias				2.	MTL	R	40 J.ARMIA
#17 Frederick L'Ecuyer				#63 Trent Knorr				3.	PIT	G	35 T.JARRY
Standby				Standby							

VISITOR

HOME



4



Event Summary

Tuesday, December 10, 2019
Attendance 18,422 at PPG Paints Arena
Start 7:08 EST; End 9:30 EST
Game 0474
Final



1



MONTREAL CANADIENS
Game 31 Away Game 14

PITTSBURGH PENGUINS
Game 31 Home Game 18

SHOTS SUMMARY (Goals-Shots On Goal)

EV	PP	SH	TOT	EV	PP	SH	TOT
3-25	1-1		4-26	1-34			1-34
5v5 5v4 5v3 4v5 4v4 4v3 3v5 3v4 3v3				5v5 5v4 5v3 4v5 4v4 4v3 3v5 3v4 3v3			
3-25 1-1				1-34			

FACE-OFF SUMMARY (Face-offs Won-Face-offs Total / Percentage)

EV	PP	SH	TOT	EV	PP	SH	TOT
23-53/43%	0-1/0%	1-1/100%	24-55/44%	30-53/57%	0-1/0%	1-1/100%	31-55/56%

TEAM SUMMARY

TEAM SUMMARY																								
MONTREAL CANADIENS		G	A	P	+/-	PN	PIM	TOI						S	A/B	MS	HT	GV	TK	BS	FW	FL	F%	
								TOT	SHF	AVG	PP	SH	EV											
6	D	WEBER, SHEA	1	1	2	+1			21:53	26	00:50	00:50	01:04	19:59	2	1		4	1					
8	D	CHIAROT, BEN				+1			25:42	26	00:59	00:00	01:04	24:38			1	8		2				
11	R	GALLAGHER, BRENDAN	1	1	2				15:39	25	00:37	00:47	00:00	14:52	4	2	1	3		2	1	0	1	0
13	C	DOMI, MAX				+1			15:39	21	00:44	00:37	00:00	15:02	1			1	2			9	9	50
14	C	SUZUKI, NICK							16:30	22	00:45	00:47	00:25	15:18	1			2				4	3	57
17	D	KULAK, BRETT							20:29	21	00:58	00:00	00:00	20:29				2		2				
20	D	FLEURY, CALE							15:55	18	00:53	00:00	00:56	14:59	1	1		4		1	1			
21	C	COUSINS, NICK							15:31	20	00:46	00:37	00:00	14:54	3		1	4	1	1	1			
24	L	DANAULT, PHILLIP		1	1				17:30	28	00:37	00:47	01:16	15:27	1			1		1		5	7	42
26	D	PETRY, JEFF		1	1	+1			22:34	27	00:50	00:34	00:56	21:04	2			8			1			
40	R	ARMIA, JOEL	1	1	2	+2			16:39	24	00:41	00:37	00:44	15:18	2	1		2	1	1	2			
43	C	WEAL, JORDAN							14:24	22	00:39	00:37	00:00	13:47				5		1	1	0	2	0
44	C	THOMPSON, NATE				+1			13:38	22	00:37	00:00	00:19	13:19		1		5	1			5	8	38
45	R	BARBER, RILEY							12:00	16	00:45	00:00	00:00	12:00	2			2						
62	L	LEHKONEN, ARTTURI		1	1	+1			16:02	21	00:45	00:00	01:16	14:46	2			6			1			
63	C	PECA, MATTHEW				+1			09:15	13	00:42	00:00	00:00	09:15	3	2		1			1			
64	D	LESKINEN, OTTO				+1			12:03	17	00:42	00:00	00:00	12:03		1		5		1				
90	L	TATAR, TOMAS	1	1	2				16:37	25	00:39	00:47	00:00	15:50	2			4		1		1	1	50
30	G	PRIMEAU, CAYDEN																						
31	G	PRICE, CAREY																						
		TEAM PENALTY					1	2																
TEAM TOTALS			4	7	11	+10	1	2							26	9	3	67	6	9	13	24	31	44

PITTSBURGH PENGUINS		G	A	P	+/-	PN	PIM	TOI						S	A/B	MS	HT	GV	TK	BS	FW	FL	F%	
								TOT	SHF	AVG	PP	SH	EV											
2	D	RUHWEDEL, CHAD							15:20	23	00:40	00:00	00:59	14:21	2	1		4		1				
3	D	JOHNSON, JACK							20:30	27	00:45	00:00	00:25	20:05	2	3	1	8			1			
4	D	SCHULTZ, JUSTIN				-1			19:27	26	00:44	01:05	00:00	18:22	2			4		1				
6	D	MARINO, JOHN				-1			24:08	30	00:48	00:55	00:59	22:14	5			7		1	2			
12	C	SIMON, DOMINIK				-1			13:28	19	00:42	00:00	00:00	13:28	1			1		2				
13	L	TANEV, BRANDON							14:19	23	00:37	00:00	00:43	13:36				1						
14	R	NOESEN, STEFAN							08:57	15	00:35	00:00	00:00	08:57	1		1	2	1	1				
17	R	RUST, BRYAN		1	1	-1			21:52	29	00:45	00:56	00:41	20:15	5		1	3	1	1		1	0	100
18	C	GALCHENYUK, ALEX							10:42	18	00:35	00:55	00:00	09:47	2		1	3						
19	C	MCCANN, JARED				-2			14:46	23	00:38	01:04	00:00	13:42	1	2		3	1	1		4	9	31
24	C	KAHUN, DOMINIK				-1			15:09	23	00:39	00:55	00:00	14:14	2	1	1							
28	D	PETTERSSON, MARCUS							17:52	25	00:42	00:55	00:00	16:57	1	2	2	3						
37	C	LAFFERTY, SAM							09:18	15	00:37	00:00	00:00	09:18	1			5			1	4	2	67
46	C	ASTON-REESE, ZACH							14:18	21	00:40	00:00	00:59	13:19	4			1			1			
53	C	BLUEGER, TEDDY							14:16	22	00:38	00:00	00:25	13:51	1	1		3	1	3	1	10	5	67
58	D	LETANG, KRIS				-2			22:43	30	00:45	01:05	00:25	21:13	1	2	2	2	2		3			
59	C	GUENTZEL, JAKE	1		1	-1			20:32	28	00:44	01:05	00:00	19:27	1	1		2				1	2	33
71	C	MALKIN, EVGENI		1	1	-1	1	2	21:10	28	00:45	01:05	00:00	20:05	2		2	1	2	2		11	6	65
30	G	MURRAY, MATT																						
35	G	JARRY, TRISTAN																						
TEAM TOTALS			1	2	3	-11	1	2							34	13	11	53	8	13	9	31	24	56

G=Goals A=Assists P=Points +/-=Plus/Minus PN=Number of Penalties PIM=Penalty Minutes TOI=Time On Ice SHF=# of Shifts AVG=Average Time/Shift S=Shots on Goal A/B=Attempts Blocked MS=Missed Shots HT=Hits Given GV=Giveaways TK=Takeaways BS=Blocked Shots FW=Faceoffs Won FL=Faceoffs Lost F%=Faceoff Win Percentage PP=Power Play SH=Short Handed EV=Even Strength OT=Overtime TOT=Total

VISITOR

HOME



3



Game Summary

Saturday, January 4, 2020
Attendance 21,302 at Centre Bell
Start 7:15 EST; End 9:50 EST
Game 0647
Final



2



PITTSBURGH PENGUINS
Game 41 Away Game 18

MONTREAL CANADIENS
Game 42 Home Game 21

SCORING SUMMARY

G	Per	Time	Str	Team	Goal	Scorer	Assist	Assist	PIT on Ice	MTL on Ice
1	1	8:42	EV	MTL	62	A.LEHKONEN(8)	13 M.DOMI(20)	14 N.SUZUKI(17)	6, 12, 19, 28, 30, 72	13, 14, 20, 28, 31, 62
2	1	9:28	EV	PIT	46	Z.ASTON-REESE(5)	53 T.BLUEGER(7)		2, 17, 30, 46, 50, 53	8, 15, 25, 26, 31, 43
3	2	3:37	EV	MTL	62	A.LEHKONEN(9)	unassisted		3, 12, 30, 36, 54, 58	6, 13, 20, 21, 31, 62
4	3	5:24	EV	PIT	17	B.RUST(17)	71 E.MALKIN(28)	3 J.JOHNSON(5)	3, 17, 24, 30, 58, 71	6, 8, 22, 31, 42, 44
5	OT	1:49	EV	PIT	13	B.TANEV(8)	53 T.BLUEGER(8)	28 M.PETERSSON(14)	13, 28, 30, 53	13, 28, 31, 90

PITTSBURGH PENGUINS

MONTREAL CANADIENS

PENALTY SUMMARY

#	Per	Time	Player	PIM	Penalty	#	Per	Time	Player	PIM	Penalty
1	1	5:25	28 M.PETERSSON	2	Holding	1	1	12:42	6 S.WEBER	2	Roughing
2	1	12:42	36 J.BLANDISI	2	Roughing	2	1	14:09	13 M.DOMI	5	Fighting (maj)
3	1	14:09	28 M.PETERSSON	5	Fighting (maj)	3	1	14:09	13 M.DOMI	2	Cross checking
4	1	15:14	58 K.LETANG	2	Tripping	4	1	19:34	6 S.WEBER	2	Slashing
5	2	4:23	6 J.MARINO	2	Hooking	5	2	7:08	28 M.SCANDELLA	2	Tripping
6	2	11:50	3 J.JOHNSON	2	Hi-sticking	6	3	10:32	24 P.DANAULT	2	Tripping
TOT (PN-PIM) 6-15						TOT (PN-PIM) 6-15					
Power Plays (Goals-Opp./PPTIME) 0-4/07:05						Power Plays (Goals-Opp./PPTIME) 0-4/07:05					

BY PERIOD

Per	Goals	Shots	PN	PIM	Per	Goals	Shots	PN	PIM
1	1	11	4	11	1	1	6	4	11
2	0	10	2	4	2	1	13	1	2
3	1	14	0	0	3	0	9	1	2
OT	1	2	0	0	OT	0	0	0	0
TOT	3	37	6	15	TOT	2	28	6	15

POWER PLAYS (Goals-Occurrences / Time)

5v4	5v3	4v3	5v4	5v3	4v3
0-3/06:32		0-1/00:33	0-4/07:05		

EVEN STRENGTH (Goals-Occurrences / Time)

5v5	4v4	3v3	TOT	5v5	4v4	3v3	TOT
2-8/43:28	0-2/02:22	1-1/01:49	3-11/47:39	2-8/43:28	0-2/02:22	0-1/01:49	2-11/47:39

GOALTENDER SUMMARY

PITTSBURGH PENGUINS					TOI					GOALS-SHOTS AGAINST				
					EV	PP	SH	TOT		1	2	3	OT	TOT
30	G	MURRAY, MATT (W)			47:39	07:05	07:05	61:49		1-6	1-13	0-9		2-28
60	G	LARMI, EMIL												
TEAM TOTALS					47:39	07:05	07:05	61:49		1-6	1-13	0-9		2-28
MONTREAL CANADIENS					TOI					GOALS-SHOTS AGAINST				
					EV	PP	SH	TOT		1	2	3	OT	TOT
31	G	PRICE, CAREY (OT)			47:39	07:05	07:05	61:49		1-11	0-10	1-14	1-2	3-37
39	G	LINDGREN, CHARLIE												
TEAM TOTALS					47:39	07:05	07:05	61:49		1-11	0-10	1-14	1-2	3-37

OFFICIALS

Referee
#25 Marc Joannette
#5 Chris Rooney
Standby

Linesman
#96 David Brisebois
#87 Devin Berg
Standby

3 STARS By:TVA SPORTS

1. PIT C 71 E.MALKIN
2. MTL L 62 A.LEHKONEN
3. MTL C 14 N.SUZUKI

VISITOR

HOME



3



Event Summary

Saturday, January 4, 2020
Attendance 21,302 at Centre Bell
Start 7:15 EST; End 9:50 EST
Game 0647
Final



2



PITTSBURGH PENGUINS
Game 41 Away Game 18

MONTREAL CANADIENS
Game 42 Home Game 21

SHOTS SUMMARY (Goals-Shots On Goal)

EV	PP	SH	TOT	EV	PP	SH	TOT
3-31	0-5	0-1	3-37	2-21	0-3	0-4	2-28
5v5	5v4	5v3	4v4	5v5	5v4	5v3	4v4
2-28	0-5	0-1	0-1	2-20	0-3	0-4	0-1
			1-2				

FACE-OFF SUMMARY (Face-offs Won-Face-offs Total / Percentage)

EV	PP	SH	TOT	EV	PP	SH	TOT
19-40/48%	7-10/70%	3-7/43%	29-57/51%	21-40/53%	4-7/57%	3-10/30%	28-57/49%

TEAM SUMMARY

TEAM SUMMARY																								
PITTSBURGH PENGUINS		G	A	P	+/-	PN	PIM	TOI						S	A/B	MS	HT	GV	TK	BS	FW	FL	F%	
								TOT	SHF	AVG	PP	SH	EV											
2	D	RUHWEDEL, CHAD				+1			13:23	20	00:40	00:00	03:13	10:10	2	2			1					
3	D	JOHNSON, JACK		1	1		1	2	20:15	27	00:45	00:00	03:28	16:47	1	1	1	2			3			
6	D	MARINO, JOHN				-1	1	2	22:22	32	00:41	01:28	02:11	18:43	1	1					3			
12	C	SIMON, DOMINIK				-2			13:38	21	00:38	00:16	00:13	13:09		1		2		1				
13	L	TANEV, BRANDON	1		1	+1			17:52	27	00:39	00:36	04:54	12:22	2		2	4			2			
17	R	RUST, BRYAN	1		1	+2			21:46	31	00:42	05:11	01:45	14:50	3	2	1			3	1			
18	C	GALCHENYUK, ALEX							09:22	18	00:31	01:18	00:13	07:51	1	1		1			0	1	0	
19	C	MCCANN, JARED				-1			16:22	24	00:40	03:23	00:13	12:46	5		1	2		1	1	9	2	82
24	C	KAHUN, DOMINIK				+1			14:59	23	00:39	01:18	00:00	13:41	3	2					2	3	1	75
28	D	PETTERSSON, MARCUS	1	1			2	7	19:17	28	00:41	00:21	02:18	16:38	1			1	1					
36	C	BLANDISI, JOSEPH				-1	1	2	04:34	10	00:27	00:24	00:00	04:10			1				0	1	0	
46	C	ASTON-REESE, ZACH	1		1	+1			15:32	25	00:37	01:23	01:59	12:10	4	1	2	2		1	1	0	1	0
50	D	RIIKOLA, JUUSO				+1			13:48	21	00:39	02:05	00:02	11:41		1			2					
53	C	BLUEGER, TEDDY		2	2	+2			19:51	28	00:42	00:36	04:40	14:35	2		1				2	4	8	33
54	C	DI PAULI, THOMAS				-1			04:16	8	00:32	00:00	00:00	04:16	1			2						
58	D	LETANG, KRIS					1	2	28:57	34	00:51	05:42	02:58	20:17	1	3	3	2	2		3			
71	C	MALKIN, EVGENI		1	1	+1			21:23	31	00:41	05:11	00:13	15:59	5	2	2		3	1	1	13	14	48
72	R	HORNQVIST, PATRIC				-1			17:05	24	00:42	05:11	00:00	11:54	5		3	3						
30	G	MURRAY, MATT																	1					
60	G	LARMI, EMIL																						
TEAM TOTALS			3	5	8	+3	6	15							37	17	17	21	10	7	19	29	28	51
MONTREAL CANADIENS		G	A	P	+/-	PN	PIM	TOI						S	A/B	MS	HT	GV	TK	BS	FW	FL	F%	
								TOT	SHF	AVG	PP	SH	EV											
6	D	WEBER, SHEA					2	4	23:27	32	00:43	03:25	02:39	17:23	2	1	1	2	1		1			
8	D	CHIAROT, BEN				-2			26:39	31	00:51	00:10	05:51	20:38	1	1		2	3		3			
13	C	DOMI, MAX		1	1	+1	2	7	19:36	22	00:53	03:24	00:06	16:06	3	1		1	1	2		2	3	40
14	C	SUZUKI, NICK		1	1	+1			21:52	27	00:48	03:41	02:31	15:40	2	2			2	1		1	5	17
15	C	KOTKANIEMI, JESPERI				-1			13:38	16	00:51	03:30	00:00	10:08	3	2		1	1	1		1	2	33
20	D	FLEURY, CALE				+2			12:23	20	00:37	00:00	00:36	11:47	3		1	2	1					
21	C	COUSINS, NICK				+1			17:44	25	00:42	03:12	00:49	13:43	2	2		1			1	0	1	0
22	R	WEISE, DALE				-1			07:12	11	00:39	00:00	00:00	07:12				2			1			
24	L	DANAULT, PHILLIP					1	2	20:23	30	00:40	03:35	02:53	13:55	2			2	1	2	2	15	12	56
25	C	POEHLING, RYAN				-1			14:06	18	00:47	03:36	01:00	09:30		1	1	4			1			
26	D	PETRY, JEFF				-1			22:59	26	00:53	03:40	03:35	15:44	2	1	1	2	1		1			
28	D	SCANDELLA, MARCO					1	2	15:40	25	00:37	00:00	01:17	14:23	1	1	2	4	1		3			
42	C	VEJDEMO, LUKAS				-1			06:50	11	00:37	00:07	00:00	06:43							1			
43	C	WEAL, JORDAN				-1			12:43	17	00:44	03:30	00:00	09:13	1	2		1			1	3	3	50
44	C	THOMPSON, NATE				-1			12:12	20	00:36	00:00	03:23	08:49	1	1		3	2			5	3	63
53	D	METE, VICTOR							12:57	19	00:40	00:00	00:00	12:57			1	2			1			
62	L	LEHKONEN, ARTTURI	2		2	+2			15:19	26	00:35	00:00	02:49	12:30	3	1	1	1	1	2	1	1	0	100
90	L	TATAR, TOMAS				-1			20:08	27	00:44	03:35	00:49	15:44	2	3		5		1	1			
31	G	PRICE, CAREY																						
39	G	LINDGREN, CHARLIE																						
TEAM TOTALS			2	2	4	-3	6	15							28	19	8	35	15	10	17	28	29	49

G=Goals A=Assists P=Points +/-=Plus/Minus PN=Number of Penalties PIM=Penalty Minutes TOI=Time On Ice SHF=# of Shifts AVG=Average Time/Shift S=Shots on Goal A/B=Attempts Blocked MS=Missed Shots HT=Hits Given GV=Giveaways TK=Takeaways BS=Blocked Shots FW=Faceoffs Won FL=Faceoffs Lost F%=Faceoff Win Percentage PP=Power Play SH=Short Handed EV=Even Strength OT=Overtime TOT=Total

VISITOR

HOME



1



Game Summary

Friday, February 14, 2020
Attendance 18,650 at PPG Paints Arena
Start 7:08 EST; End 9:23 EST
Game 0891
Final



4



MONTREAL CANADIENS
Game 60 Away Game 28

PITTSBURGH PENGUINS
Game 56 Home Game 29

SCORING SUMMARY

G	Per	Time	Str	Team	Goal	Scorer	Assist	Assist	MTL on Ice	PIT on Ice
1	2	7:25	PP	PIT	58	K.LETANG(13)	87	S.CROSBY(22)	72 P.HORNQVIST(11)	8, 26, 31, 40, 44
2	2	18:00	EV	PIT	16	J.ZUCKER(15)	87	S.CROSBY(23)	12 D.SIMON(15)	8, 11, 14, 31, 53, 90
3	2	19:06	PP	MTL	90	T.TATAR(21)	53	V.METE(6)	14 N.SUZUKI(25)	11, 13, 14, 31, 53, 90
4	2	19:42	EV	PIT	16	J.ZUCKER(16)	28	M.PETTERSSON(15)	87 S.CROSBY(24)	13, 17, 26, 31, 77, 92
5	3	18:16	EV-EN	PIT	46	Z.ASTON-REESE(6)	13	B.TANEV(13)	53 T.BLUEGER(12)	8, 13, 17, 40, 53, 92

MONTREAL CANADIENS

PITTSBURGH PENGUINS

PENALTY SUMMARY

#	Per	Time	Player	PIM	Penalty
1	2	5:35	17 I.KOVALCHUK	2	Slashing
2	2	9:29	8 B.CHIAROT	2	Slashing
3	3	12:57	90 T.TATAR	2	Tripping
TOT (PN-PIM) 3-6					
Power Plays (Goals-Opp./PPTIME) 1-3/04:44					

#	Per	Time	Player	PIM	Penalty
1	1	7:29	28 M.PETTERSSON	2	Hooking
2	2	15:41	46 Z.ASTON-REESE	2	Tripping
3	2	18:22	72 P.HORNQVIST	2	Slashing
TOT (PN-PIM) 3-6					
Power Plays (Goals-Opp./PPTIME) 1-3/05:50					

BY PERIOD

Per	Goals	Shots	PN	PIM	Per	Goals	Shots	PN	PIM
1	0	6	0	0	1	0	8	1	2
2	1	11	2	4	2	3	12	2	4
3	0	18	1	2	3	1	8	0	0
TOT	1	35	3	6	TOT	4	28	3	6

POWER PLAYS (Goals-Occurrences / Time)

5v4	5v3	4v3	5v4	5v3	4v3
1-3/04:44			1-3/05:50		

EVEN STRENGTH (Goals-Occurrences / Time)

5v5	4v4	3v3	TOT	5v5	4v4	3v3	TOT
0-7/49:26			0-7/49:26	3-7/49:26			3-7/49:26

GOALTENDER SUMMARY

MONTREAL CANADIENS				TOI				GOALS-SHOTS AGAINST			
				EV	PP	SH	TOT	1	2	3	TOT
31	G	PRICE, CAREY (L)		48:38	04:44	05:50	59:12	0-8	3-12	0-7	3-27
39	G	LINDGREN, CHARLIE									
		EMPTY NET		00:48	00:00	00:00	00:48			1-1	1-1
TEAM TOTALS				49:26	04:44	05:50	60:00	0-8	3-12	1-8	4-28

PITTSBURGH PENGUINS				TOI				GOALS-SHOTS AGAINST			
				EV	PP	SH	TOT	1	2	3	TOT
30	G	MURRAY, MATT									
35	G	JARRY, TRISTAN (W)		49:26	05:50	04:44	60:00	0-6	1-11	0-18	1-35
TEAM TOTALS				49:26	05:50	04:44	60:00	0-6	1-11	0-18	1-35

OFFICIALS

Referee
#38 Peter MacDougall
#8 Francois StLaurent
Standby

Linesman
#75 Derek Amell
#97 Kory Nagy
Standby

3 STARS By:Media at PPG Paints Arena

- PIT L 16 J.ZUCKER
- PIT C 87 S.CROSBY
- PIT G 35 T.JARRY

VISITOR

HOME

Event Summary



1



Friday, February 14, 2020
Attendance 18,650 at PPG Paints Arena
Start 7:08 EST; End 9:23 EST
Game 0891
Final



4



MONTREAL CANADIENS
Game 60 Away Game 28

PITTSBURGH PENGUINS
Game 56 Home Game 29

SHOTS SUMMARY (Goals-Shots On Goal)

EV			PP			SH			TOT		
0-31			1-4						1-35		
5v5	5v4	5v3	4v5	4v4	4v3	3v5	3v4	3v3			
0-31	1-4										

EV			PP			SH			TOT		
3-20			1-5			0-3			4-28		
5v5	5v4	5v3	4v5	4v4	4v3	3v5	3v4	3v3			
3-20	1-5					0-3					

FACE-OFF SUMMARY (Face-offs Won-Face-offs Total / Percentage)

EV			PP			SH			TOT		
21-39/54%			1-3/33%			2-3/67%			24-45/53%		

EV			PP			SH			TOT		
18-39/46%			1-3/33%			2-3/67%			21-45/47%		

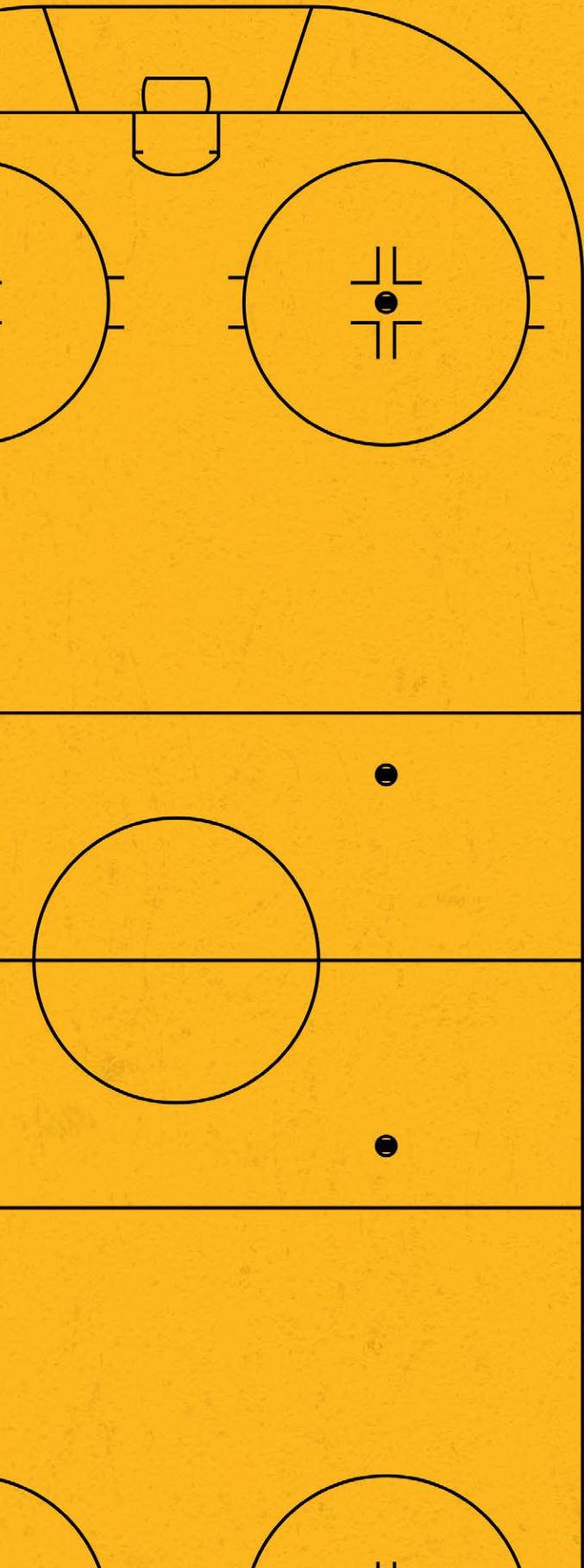
TEAM SUMMARY

MONTREAL CANADIENS												TOI										S	A/B	MS	HT	GV	TK	BS	FW	FL	F%
G	A	P	+	-	PN	PIM	TOT	SHF	AVG	PP	SH	EV	S	A/B	MS	HT	GV	TK	BS	FW	FL										
8	D	CHIAROT, BEN			-2	1	2	20:07	23	00:52	00:23	03:13	16:31	2	1		3	1		2											
11	R	GALLAGHER, BRENDAN			-1			17:10	20	00:51	02:03	00:00	15:07	6		1	1														
13	C	DOMI, MAX			-2			16:23	18	00:54	02:50	00:00	13:33	1	3	1		1													
14	C	SUZUKI, NICK		1	1	-1		14:33	18	00:48	02:03	00:15	12:15	2																	
17	L	KOVALCHUK, ILYA			-2	1	2	15:45	19	00:49	02:41	00:00	13:04	8		1	1	1													
21	C	COUSINS, NICK						14:55	17	00:52	01:31	00:00	13:24	2			2														
24	L	DANAULT, PHILLIP						17:23	23	00:45	00:00	02:36	14:47	2			1		2												
26	D	PETRY, JEFF			-1			23:43	25	00:56	03:34	04:24	15:45	3		1	5	2	1												
28	D	SCANDELLA, MARCO						17:30	24	00:43	00:00	01:48	15:42	1	1					1											
40	R	ARMIA, JOEL			-1			16:24	19	00:51	02:41	02:50	10:53	2	1	2	6		1												
44	C	THOMPSON, NATE						11:33	16	00:43	00:00	03:09	08:24							2	7	3									
53	D	METE, VICTOR		1	1	-2		19:15	21	00:55	01:10	00:49	17:16		2	1	1	1		1											
61	D	DOUELLET, XAVIER						15:56	22	00:43	00:00	00:37	15:19			1	3			1											
62	L	LEHKONEN, ARTTURI						13:44	18	00:45	00:00	02:50	10:54	1	2	1	2														
71	C	EVANS, JAKE						10:31	15	00:42	00:00	00:00	10:31	1			1														
77	D	KULAK, BRETT			-1			19:06	20	00:57	00:00	00:49	18:17				2		1	3											
90	L	TATAR, TOMAS		1	1	-1	1	2	16:29	21	00:47	02:03	00:00	14:26	2	2		2													
92	L	DROUIN, JONATHAN			-2			14:31	18	00:48	02:41	00:00	11:50	2	1																
31	G	PRICE, CAREY																													
39	G	LINDGREN, CHARLIE																													
TEAM TOTALS			1	2	3	-16	3	6						35	13	9	30	6	5	10	24	21	53								

PITTSBURGH PENGUINS												TOI										S	A/B	MS	HT	GV	TK	BS	FW	FL	F%
G	A	P	+	-	PN	PIM	TOT	SHF	AVG	PP	SH	EV	S	A/B	MS	HT	GV	TK	BS	FW	FL										
2	D	RUHWEDEL, CHAD			+2			17:59	27	00:39	00:01	01:55	16:03	1		1	1			2											
3	D	JOHNSON, JACK						22:46	30	00:45	00:00	03:10	19:36				7		1												
4	D	SCHULTZ, JUSTIN			+1			19:24	28	00:41	02:40	00:22	16:22		1	1	1			2											
12	C	SIMON, DOMINIK		1	1	+2		16:29	21	00:47	01:19	00:03	15:07		1	1	2	1	1												
13	L	TANEV, BRANDON		1	1	+1		15:29	20	00:46	00:01	02:09	13:19	3			10		2	1											
16	L	ZUCKER, JASON		2	2	+2		16:57	21	00:48	02:18	00:00	14:39	2	1	2		3													
17	R	RUST, BRYAN						20:05	25	00:48	03:31	02:46	13:48	1		3	3	1	1	1	0	1	0								
19	C	MCCANN, JARED						16:17	22	00:44	02:18	00:00	13:59	5	1	1		1													
26	L	AGOZZINO, ANDREW						06:49	10	00:40	00:00	00:00	06:49			1		2													
28	D	PETTERSSON, MARCUS		1	1	+2	1	2	21:42	30	00:43	02:25	00:52	18:25	1	1		2	2		3										
37	C	LAFFERTY, SAM						08:01	10	00:48	00:00	00:35	07:26	2			3	1	1		0	1	0								
46	C	ASTON-REESE, ZACH		1	1	+1	1	2	13:18	19	00:42	00:01	01:16	12:01	3		1	3													
50	D	RIIKOLA, JUUSO			+1			11:51	20	00:35	00:48	00:03	11:00	1	1		1		1												
53	C	BLUEGER, TEDDY		1	1	+1			14:48	20	00:44	00:01	02:36	12:11	1	1		1													
58	D	LETANG, KRIS		1					25:52	27	00:57	03:41	03:06	19:05	1		1				2										
71	C	MALKIN, EVGENI						18:10	21	00:51	03:31	00:00	14:39	1	2	2			1	1	3	5	38								
72	R	HORNQVIST, PATRIC		1	1		1	2	10:56	15	00:43	02:53	00:00	08:03	3			1													
87	C	CROSBY, SIDNEY		3	3	+2			18:23	22	00:50	03:42	00:03	14:38	3			1													
30	G	MURRAY, MATT																													
35	G	JARRY, TRISTAN																													
TEAM TOTALS			4	8	12	+15	3	6						28	10	13	38	10	8	13	21	24	47								

G=Goals A=Assists P=Points +/-=Plus/Minus PN=Number of Penalties PIM=Penalty Minutes TOI=Time On Ice SHF=# of Shifts AVG=Average Time/Shift S=Shots on Goal A/B=Attempts Blocked MS=Missed Shots HT=Hits Given GV=Giveaways TK=Takeaways BS=Blocked Shots FW=Faceoffs Won FL=Faceoffs Lost F%=Faceoff Win Percentage PP=Power Play SH=Short Handed EV=Even Strength OT=Overtime TOT=Total






2020

PITTSBURGH PENGUINS

PLAYERS





CAREER HIGHS

1 **GOALS IN A GAME**
LAST: [1 time],
02.18.20 vs. TOR

0 **ASSISTS IN A GAME**
LAST: N/A

1 **POINTS IN A GAME**
LAST: [1 time],
02.18.20 vs. TOR (1G)

2 **SHOTS ON GOAL**
LAST: [1 time],
02.22.20 vs. BUF

2 **PENALTY MINUTES**
LAST: [2 times],
02.23.20 at WSH

0 **GOAL STREAK**
LAST: N/A

0 **ASSIST STREAK**
LAST: N/A

0 **POINT STREAK**
LAST: N/A

0 **HAT TRICKS**
LAST: N/A



SOCIAL



| @Anthony_Angello



| @Anthony_Angello

ANTHONY ANGELLO

POS

F

HT

6-5

WT

210

SHOOTS

RIGHT

SIGNED THROUGH

2019-20

PRONOUNCED | AN-gehl-oh, AN-thuh-nee

DOB | 3/6/96

BIRTHPLACE | Albany, NY

ACQUIRED | Drafted by Penguins in the 5th round (145th overall) of the 2014 NHL Draft.

WBS GOAL SCORING LEADERS | 2018-20

Anthony Angello **32**

Adam Johnson **28**

Ryan Haggerty **26**

Sam Miletic **21**

Teddy Blueger **21**

2019-20 WBS PENGUINS AHL MAN OF THE YEAR AWARD

NAMED THE TEAM'S WINNER OF THE IOA/AMERICAN SPECIALTY AHL MAN OF THE YEAR AWARD IN 2019-20 FOR HIS OUTSTANDING CONTRIBUTIONS TO THE NORTHEASTERN PA COMMUNITY.

2019.20 HIGHLIGHTS

- Made his NHL debut with Pittsburgh on Jan. 31 vs. Philadelphia. Scored first-career NHL goal on Feb. 18 vs. Toronto.
- Played in second full season with Wilkes-Barre/Scranton of the American Hockey League.
- Matched a career high in goals [16] with WBS despite playing in just 48 games, 17 less than the previous season when he originally scored 16.

PROFESSIONAL CAREER

- Played two-plus seasons in the American Hockey League with Wilkes-Barre/Scranton.
- Set career highs in games played [65], goals [16], assists [13], points [29], plus-minus [+17] and shots [128] in 2018-19.
- Notched a two-goal game against Charlotte in the 2018 Calder Cup playoffs.

AMATEUR CAREER

- Played three seasons of college hockey with Cornell of the Eastern College Athletic Conference from 2015-18. Totaled 102 games, 36 goals, 34 assists, 70 points and a plus-31 during his collegiate career at Cornell.
- Scored a team-leading 11 goals during his freshman campaign in 2015-16. Became the first freshman since 2006-07 (Colin Greening) to lead team in goals as a freshman.
- Played two years for Omaha of the United States Hockey League from 2013-15. Tallied 30 goals and 56 points.
- Named an All-State First Team selection in 2013 after averaging four points per game with Fayetteville-Manlius High School.

INTERNATIONAL

- Won a gold medal at 2014 Junior A World Challenge with Team USA, posting three assists and five points.

PERSONAL


- Studied Agriculture and Life Sciences at Cornell.
- Named a USHL Scholar Athlete (2013-14) and member of National Honor Society and Science Honor Society.
- Uncle, Jason Hover, played hockey at Air Force Academy.



NHL SEASONS

CAREER STATISTICS

			REGULAR SEASON											PLAYOFFS				
YEAR	TEAM	LEAGUE	GP	G	A	PTS	PIM	+/-	PP	SH	GW	S	GP	G	A	PTS	PIM	
2011-12	Syracuse	EMJHL	36	11	21	32	18	--	--	--	--	--	4	0	1	1	4	
	Fayetteville-Manlius	USHS	18	32	31	63	--	--	--	--	--	--	1	1	2	3	--	
2012-13	Syracuse	EMJHL	40	31	29	60	60	--	--	--	--	--	3	1	3	4	2	
	Fayetteville-Manlius	USHS	16	34	31	65	40	--	--	--	--	--	--	--	--	--	--	
2013-14	Omaha	USHL	58	11	10	21	85	-10	1	0	1	75	4	0	1	1	4	
2014-15	Omaha	USHL	56	19	16	35	90	9	3	2	2	110	3	1	1	2	4	
	United States	WJAC-19	4	2	3	5	0	--	--	--	--	--	--	--	--	--	--	
2015-16	Cornell	ECAC	34	11	13	24	26	9	3	0	3	70	--	--	--	--	--	
2016-17	Cornell	ECAC	35	12	8	20	51	6	2	0	2	79	--	--	--	--	--	
2017-18	Cornell	ECAC	33	13	13	26	42	16	2	0	5	77	--	--	--	--	--	
	Wilkes-Barre	AHL	2	0	0	0	0	0	0	0	0	4	2	2	0	2	2	
2018-19	Wilkes-Barre	AHL	65	16	13	29	53	17	3	1	0	128	--	--	--	--	--	
2019-20	PITTSBURGH	NHL	8	1	0	1	4	-1	0	0	0	5	--	--	--	--	--	
	Wilkes-Barre	AHL	48	16	9	25	55	-11	2	0	3	108	--	--	--	--	--	
PIT/NHL TOTALS			8	1	0	1	4	-1	0	0	0	5	--	--	--	--	--	



46

CAREER HIGHS

2

GOALS IN A GAME
LAST: [3 times],
 10.13.19 at WPG

2

ASSISTS IN A GAME
LAST: [2 times],
 12.20.19 at EDM

3

POINTS IN A GAME
LAST: [2 times],
 10.13.19 at WPG (2G-1A)

5

SHOTS ON GOAL
LAST: [4 times],
 11.27.19 vs. VAN

7

PENALTY MINUTES
LAST: [1 time],
 01.08.19 vs. FLA

2

GOAL STREAK
LAST:
 02.17.18-02.18.18 (2)

2

ASSIST STREAK
LAST:
 10.12.19-10.13.19 (2)

4

POINT STREAK
LAST:
 12.29.18-01.04.19 (2G-2A)

0

HAT TRICKS
LAST: N/A



SOCIAL



N/A



@reesenstein

ZACH ASTON-REESE

POS

F

HT

6-0

WT

204

SHOTS

LEFT

SIGNED THROUGH

2020.21

PRONOUNCED | AS-tuhn-REES, ZAK

DOB | 8/10/94

BIRTHPLACE | Staten Island, NY



ACQUIRED | Signed as free agent on March 14, 2017.

CAREER HIGHS SET

2018.19 SEASON

GOALS

8

ASSISTS

9

POINTS

17

PLUS-MINUS

+12

2017 HOBEBY BAKER FINALIST

BEST PLAYER IN COLLEGE HOCKEY

2019.20 HIGHLIGHTS

- Appeared in his second full season in the NHL with Pittsburgh, setting a career high with 57 games played.
- Ranked third on the team with 136 hits, second among forwards.
- Skated in his 100th-career game on Dec. 4 at Montreal. Scored a goal in the contest.

PROFESSIONAL CAREER

- Played two-plus seasons in the NHL with Pittsburgh from 2017-20.
- Set career highs in goals (8), assists (9), points (17) and plus-minus (+12) in 2018-19.
- Played his first-career NHL game Feb. 3, 2018 at New Jersey. Recorded his first-career NHL points (assist) on Feb. 9, 2018 at Dallas, and first-career NHL goals (2) Feb. 13, 2018 vs. Ottawa.
- Made his playoff debut against Philadelphia in the 2018 First Round. His first playoff run ended prematurely when he suffered a broken jaw and concussion against Washington in Round Two.
- Spent most of his first full professional season with Wilkes-Barre/Scranton of the American Hockey League in 2017-18, recording 29 points (9G-20A) in 41 games played. Also played the first month of the 2018-19 season with WBS before a permanent call up, tallying nine points (6G-3A) in 11 games - including his first professional hat trick on Nov. 4 at Bridgeport.
- Was a highly sought-after free agent following his spectacular senior season at Northeastern. Signed with Pittsburgh following conclusion of college career on March 14, 2017.

AMATEUR CAREER

- Was one of three finalists for the 2017 Hobey Baker Award, given to the best player in college hockey, during his senior season with Northeastern.
- Had a breakout senior year with Northeastern in 2016-17.

Posted career highs in goals (31), assists (32), points (63), power-play goals (13) and shots (161). His 31 goals led the entire NCAA, while his 63 points tied for first.

- In 2016-17 with Northeastern, he became just the third player in NCAA history to post 50-plus points in 30 games or less (Kyle Connor, Michigan, 2015-16; Johnny Gaudreau, Boston College, 2013-14) when he recorded an NCAA-best 63 points.
- Finished college career with 148 points (66G-82A) and plus-47 in 145 total games.
- Received numerous accolades during collegiate career at Northeastern. Named Hockey East Player of the Year, Hockey East First-Team All-Star and CCM Hockey All-American Team in 2017. Voted Second-Team Hockey East in 2016.
- Played three years of USHL hockey with Des Moines and Lincoln from 2010-13. Totaled 50 points (16G-34A) in 138-career games. Was selected to the USHL/NHL Top Prospects Game in 2011-12.

PERSONAL

- Earned an undergraduate degree in graphic design. He designed the cover for the Penguins' game day program - IceTime - for the team's St. Patrick's Day game in 2019.
- Father, William, is a Pittsburgh native. Though Zach grew up in Staten Island, NY, the family was raised on Pittsburgh sports. One of Aston-Reese's fondest memories was watching the Penguins win the '09 Stanley Cup with his brother, William Jr., and father. William Jr. works in the Pittsburgh area at Covestro.
- Mother, Carolyn, co-owns an embroidery shop called 'Wicked Stitches' in NY.
- Teamed up with Fox's Pizza Den and teammates Bryan Rust and Marcus Pettersson to donate 500 pizzas to community centers during Covid-19 pandemic.



2+

NHL SEASONS

CAREER STATISTICS

			REGULAR SEASON											PLAYOFFS					
YEAR	TEAM	LEAGUE	GP	G	A	PTS	PIM	+/-	PP	SH	GW	S	GP	G	A	PTS	PIM		
2010-11	Des Moines	USHL	2	0	0	0	2	0	0	0	0	4	--	--	--	--	--		
	Lincoln	USHL	25	2	3	5	4	1	0	0	1	23	1	0	0	0	5		
2011-12	Lincoln	USHL	53	5	10	15	69	-4	1	0	2	89	8	1	2	3	8		
2012-13	Lincoln	USHL	60	9	21	30	113	14	1	0	1	132	5	3	2	5	4		
2013-14	Northeastern	NCAA	35	8	11	19	22	8	1	0	4	67	--	--	--	--	--		
2014-15	Northeastern	NCAA	31	13	10	23	60	8	5	0	3	88	--	--	--	--	--		
2015-16	Northeastern	NCAA	41	14	29	43	28	18	5	0	3	143	--	--	--	--	--		
2016-17	Northeastern	NCAA	38	31	32	63	72	13	13	4	3	161	--	--	--	--	--		
	Wilkes-Barre	AHL	10	3	5	8	7	2	1	0	1	25	--	--	--	--	--		
2017-18	PITTSBURGH	NHL	16	4	2	6	2	2	0	0	1	20	9	0	1	1	4		
	Wilkes-Barre	AHL	41	9	20	29	49	21	1	1	3	78	--	--	--	--	--		
2018-19	PITTSBURGH	NHL	43	8	9	17	26	12	0	1	1	76	4	0	0	0	0		
	Wilkes-Barre	AHL	11	6	3	9	18	3	2	1	0	41	--	--	--	--	--		
2019-20	PITTSBURGH	NHL	57	6	7	13	28	6	0	1	0	98	--	--	--	--	--		
PIT/NHL TOTALS			116	18	18	36	56	20	0	2	2	194	13	0	1	1	4		



CAREER HIGHS

3

GOALS IN A GAME

LAST: [1 time],
03.06.18 at TBL

2

ASSISTS IN A GAME

LAST: [8 times],
03.02.18 vs. BUF

4

POINTS IN A GAME

LAST: [1 time],
11.16.14 at ANA (2G-2A)

8

SHOTS ON GOAL

LAST: [4 times],
03.12.19 vs. WSH

17

PENALTY MINUTES

LAST: [1 time],
01.10.16 at EDM

3

GOAL STREAK

LAST:
12.04.14-12.08.14 (4)

4

ASSIST STREAK

LAST:
03.07.14-03.13.14 (5)

5

POINT STREAK

LAST:
03.01.18-03.08.18 (4G-4A)

1

HAT TRICKS

LAST: 03.06.18
at TBL (3G)



SOCIAL



@NBjugstad72



@nbjugstad

NICK BJUGSTAD

POS

F

HT

6-6

WT

215

SHOOTS

RIGHT

SIGNED THROUGH

2020.21

PRONOUNCED | BYOOG-stad, NIHK

DOB | 7/17/92

BIRTHPLACE | Minneapolis, MN



ACQUIRED | From Florida with Jared McCann for Derick Brassard, Riley Sheahan, a 2019 2nd-round pick and two 2019 4th-round picks on Feb. 1, 2019.

FLORIDA PANTHERS POINT LEADERS

2013-18

Aleksander Barkov **296**

Jonathan Huberdeau **292**

Vincent Trocheck **230**

Nick Bjugstad **191**

Aaron Ekblad **155**

SEATS FOR STRENGTH

TEAMED UP WITH *BRYAN RUST* TO BUY FOUR SEASON TICKETS IN 2019.20 TO BENEFIT CHILDREN AND FAMILIES ASSISTED BY THE MATILDA THEISS EARLY CHILDHOOD BEHAVIORAL HEALTH PROGRAMS

2019.20 HIGHLIGHTS

- Limited to 13 games played during the season due to various injuries.
- Missed 46 games with a core muscle injury suffered in mid-November. Returned to action March 5 at Buffalo.
- Season cut short after undergoing spinal surgery for a herniated disc on May 26.

PROFESSIONAL HIGHLIGHTS

- Has played seven-plus seasons in the NHL with Florida and Pittsburgh.
- Played the first six-plus seasons of his NHL career with Florida, totaling 87 goals, 104 assists and 191 points in 394 career contests with the Cats. Only three Panthers recorded more points with Florida during that span (Jonathan Huberdeau, Aleksander Barkov and Vincent Trocheck).
- Was acquired by the Penguins – along with Florida Panthers teammate Jared McCann – on Feb. 1, 2019. Both players made their Pens debuts that night against Ottawa after a lengthy travel day that included a private jet and police escort. They arrived two minutes prior to puck drop and played without warming up.
- Goal production increased after the trade to Pittsburgh in 2018-19 season. Scored five goals in Florida in 32 games before the trade, then scored nine goals in 32 games with Pittsburgh.
- Recorded a career-high 24 goals in the 2014-15 season with Florida. Posted career-best 30 assists and 49 points while appearing in all 82 games in 2017-18.
- Recorded 200th career point on March 14, 2019 at Buffalo. Played in 400th NHL game on Feb. 11, 2019 in Philadelphia. Recorded 100th NHL assist on Nov. 1, 2018 vs. Winnipeg.
- Tallied his lone hat trick on March 6, 2018 in Tampa Bay.
- First-round draft pick (19th overall) in the 2010 NHL Draft by Florida.

AMATEUR CAREER

- Played three years of college hockey at the University of Minnesota. Totaled 98 points (54G-44A) in 109 games.
- Notched career highs during the 2011-12 season with Minnesota in goals (25), assists (17), points (42) and plus-minus (+21). Named to WCHA First All-Star Team and Second All-American Team.
- The Minneapolis native was named Minnesota's Mr. Hockey in 2010 while playing for Blaine High School. The award goes to the most outstanding high school player in the state. Past winners include Paul Martin, Ryan McDonagh and Nick Leddy.

INTERNATIONAL CAREER

- Has represented the United States at four international tournaments: two World Junior Championships (2011, '12) and two World Championships (2013, '17). Won bronze at the 2013 World Championship and the 2011 World Junior Championship.

PERSONAL

- Bjugstad's uncle, Scott Bjugstad, played 24 games for the Penguins during the 1988-89 season, also wearing jersey No. 27.
- He and his wife, Jackie, welcomed their first child, Layla, hours after Game 4 of the 2019 First Round vs. NY Islanders.
- Enjoys deep-sea fishing.



7+

NHL SEASONS

CAREER STATISTICS

			REGULAR SEASON											PLAYOFFS					
YEAR	TEAM	LEAGUE	GP	G	A	PTS	PIM	+/-	PP	SH	GW	S	GP	G	A	PTS	PIM		
2007-08	Blaine	USHS	24	6	14	20	10	--	--	--	--	--	--	--	--	--	--		
2008-09	Blaine	USHS	25	26	25	51	20	--	--	--	--	--	--	--	--	--	--		
2009-10	Blaine	USHS	30	35	34	69	26	--	--	--	--	--	5	6	3	9	2		
	Team Northwest	UMHSEL	23	13	8	21	18	--	--	--	--	--	--	--	--	--	--		
	USNTDP	U-18	4	0	0	0	0	--	--	--	--	--	--	--	--	--	--		
2010-11	Minnesota	WCHA	29	8	12	20	51	1	1	2	1	72	--	--	--	--	--		
	United States	WJC	6	2	2	4	0	2	0	0	2	--	--	--	--	--	--		
2011-12	Minnesota	WCHA	40	25	17	42	28	21	8	0	3	145	--	--	--	--	--		
	United States	WJC	6	4	2	6	0	3	1	0	1	--	--	--	--	--	--		
2012-13	Minnesota	WCHA	40	21	15	36	28	2	11	0	5	145	--	--	--	--	--		
	United States	WC	10	0	2	2	0	-2	0	0	0	--	--	--	--	--	--		
	FLORIDA	NHL	11	1	0	1	2	-8	0	0	0	17	--	--	--	--	--		
2013-14	FLORIDA	NHL	76	16	22	38	16	-14	0	1	4	185	--	--	--	--	--		
2014-15	FLORIDA	NHL	72	24	19	43	38	-7	7	0	3	207	--	--	--	--	--		
2015-16	FLORIDA	NHL	67	15	19	34	41	-8	6	0	3	171	5	2	2	4	2		
2016-17	FLORIDA	NHL	54	7	7	14	22	-19	1	0	1	91	--	--	--	--	--		
	United States	WC	8	1	3	4	4	6	--	--	--	--	--	--	--	--	--		
2017-18	FLORIDA	NHL	82	19	30	49	41	5	1	0	1	230	--	--	--	--	--		
2018-19	FLORIDA	NHL	32	5	7	12	16	2	1	0	1	60	--	--	--	--	--		
	PITTSBURGH	NHL	32	9	5	14	14	4	1	0	1	94	4	0	0	0	2		
2019-20	PITTSBURGH	NHL	13	1	1	2	8	3	0	0	0	18	--	--	--	--	--		
NHL TOTALS			439	97	110	207	198	-42	17	1	14	1073	9	2	2	4	4		
PITTSBURGH TOTALS			45	10	6	16	22	7	1	0	1	112	4	0	0	0	2		



53

CAREER HIGHS

2

GOALS IN A GAME
LAST: [1 time],
 03.25.19 at NYR

2

ASSISTS IN A GAME
LAST: [1 time],
 01.04.20 at MTL

2

POINTS IN A GAME
LAST: [3 times],
 01.10.20 at COL (1G-1A)

6

SHOTS ON GOAL
LAST: [1 time],
 11.02.19 vs. EDM

17

PENALTY MINUTES
LAST: [1 time],
 10.10.19 vs. ANA

2

GOAL STREAK
LAST:
 02.01.19-02.02.19 (2)

2

ASSIST STREAK
LAST:
 02.14.20-02.16.20 (2)

3

POINT STREAK
LAST:
 02.14.20-02.18.20 (1G-2A)

0

HAT TRICKS
LAST: N/A



SOCIAL



N/A



N/A

TEDDY BLUEGER

POS

F

HT

6-0

WT

185

SHOTS

LEFT

SIGNED THROUGH

2020.21

PRONOUNCED | BLEW-guhr, TEH-dee

DOB | 8/15/94

BIRTHPLACE | Riga, Latvia



ACQUIRED | Drafted by Penguins in the 2nd round (52nd overall) of the 2012 NHL Draft.

CURRENT PENGUINS TO SCORE
FIRST NHL GOAL
ON FIRST SHOT

Jake Guentzel 11.21.16 vs. NYR

Teddy Blueger 02.01.19 vs. OTT

3RD

LATVIAN-BORN
PLAYER TO PLAY FOR PITTSBURGH

Peteris Skudra 1997-00

Victors Ignatjevs 1998-99

Teddy Blueger 2018-Present

2019.20 HIGHLIGHTS

- Set career highs across the board in games played (69), goals (9), assists (13), points (22) and game-winning goals (2).
- Posted a career-long three-game point streak (1G-2A) from Oct. 22-26.
- Notched game-deciding shootout goal on first career attempt on Jan. 12 at Arizona.
- Became the seventh Penguin in team history to score a game-winning goal in the opening minute of a game on Dec. 4 vs. St. Louis.

PROFESSIONAL CAREER

- Played two seasons in the NHL with Pittsburgh.
- Became just the third Latvian player to suit up for Pittsburgh (23rd in NHL history).
- Made his NHL debut on Jan. 30, 2019 vs. Tampa Bay. Scored his first-career goal the following game (Feb. 1 vs. Ottawa) on his first-career shot.
- Played three-plus seasons of pro hockey with Pittsburgh and in the American Hockey League with Wilkes-Barre/Scranton from 2016-19. Totaled 179 games played, 49 goals, 66 assists and 115 points in the AHL. Has also appeared in 18 postseason games.
- Made the jump to the NHL in 2018-19 after scoring 21 goals in the American Hockey League, ranking fourth at the time of his recall.
- Served as an alternate captain for Wilkes-Barre/Scranton of the AHL in 2018-19.
- Set career highs in 2017-18 with WBS in games played (70), goals (21-t), assists (24-t), points (45), game-winning goals (5), overtime goals (4) and shots (134). Ranked third on the team in scoring.
- Set career-high with five game-winning goals for WBS in 2017-18. Scored four of five game-winners in overtime. His four OT goals led the entire AHL.

AMATEUR CAREER

- Played four seasons of college hockey at Minnesota State-Mankato from 2012-16.
- Won Western Collegiate Hockey Association tournament championship in back-to-back seasons (2013-14, '14-15).
- First All-Star Team for the WCHA during his senior campaign with Minnesota State-Mankato. Finished second in league scoring with 35 points (11G-24A).
- Finished college career with 108 points (31G-77A) in 155 games.
- Played two years of prep hockey at Shattuck-St. Mary's in Minnesota from 2009-11 – the same school attended by Sidney Crosby and Jack Johnson. Blueger helped Shattuck-St. Mary's win back-to-back National Championships in 2010-11 and '11-12.

INTERNATIONAL CAREER

- Represented Latvia in eight major international tournaments: three World Junior Championships (2012, '13, '14), two World Under-18 Championships (2011, '12) and three World Championships (2017, '18, '19).
- During the 2019 World Championship, Blueger took the most faceoffs of any player in the preliminary round and finished with an impressive 62.7-percent success rate in the circle.

PERSONAL

- Attended Shattuck-St. Mary's in Minnesota after watching a Penguins-Wild hockey game and hearing that Sidney Crosby attended the school.
- Idolized Peter Forsberg as a child.
- Blueger's favorite road city is St. Paul, Minnesota.
- Speaks several different languages.
- Teamed up with Fox's Pizza Den and teammates Tristan Jarry, Sam Lafferty and John Marino to donate 1,000 pizzas to five community centers in Pittsburgh during the Covid-19 pandemic.




2

NHL SEASONS

CAREER STATISTICS

			REGULAR SEASON											PLAYOFFS					
YEAR	TEAM	LEAGUE	GP	G	A	PTS	PIM	+/-	PP	SH	GW	S	GP	G	A	PTS	PIM		
2009-10	Shattuck	HS-MN	53	20	40	60	84	--	--	--	--	--	--	--	--	--	--		
2010-11	Shattuck	HS-MN	54	24	42	66	32	--	--	--	--	--	--	--	--	--	--		
2011-12	Latvia	WJ-18	4	4	1	5	0	4	--	--	--	--	--	--	--	--	--		
	Shattuck	HS-MN	51	24	64	88	63	--	--	--	--	--	--	--	--	--	--		
	Latvia	WJ-18	6	2	2	4	6	-6	--	--	--	--	--	--	--	--	--		
2012-13	Latvia	WJC	6	1	2	3	2	-5	--	--	--	--	--	--	--	--	--		
	Minn-Mankato	WCHA	37	6	13	19	40	-2	1	0	2	--	--	--	--	--	--		
	Latvia	WJC	6	1	1	2	8	-8	1	0	0	18	--	--	--	--	--		
2013-14	Minn-Mankato	WCHA	40	4	22	26	55	2	2	0	1	85	--	--	--	--	--		
	Latvia	WJC	3	0	1	1	8	-4	--	--	--	--	--	--	--	--	--		
2014-15	Minn-Mankato	WCHA	37	10	18	28	26	9	4	1	3	103	--	--	--	--	--		
2015-16	Minn-Mankato	WCHA	41	11	24	35	29	10	3	1	7	106	--	--	--	--	--		
	Wilkes-Barre	AHL	10	0	0	0	2	-2	0	0	0	12	10	0	1	1	4		
2016-17	Wilkes-Barre	AHL	54	7	24	31	20	24	1	0	2	83	5	1	0	1	2		
	Latvia	WC	7	1	0	1	6	-1	--	--	--	6	--	--	--	--	--		
2017-18	Wilkes-Barre	AHL	70	21	24	45	43	16	2	1	5	134	3	0	2	2	4		
	Latvia	WC	5	1	2	3	0	1	0	0	0	6	--	--	--	--	--		
2018-19	PITTSBURGH	NHL	28	6	4	10	15	7	0	1	1	33	1	0	0	0	0		
	Wilkes-Barre	AHL	45	21	18	39	18	20	6	1	1	123	--	--	--	--	--		
	Latvia	WC	7	1	3	4	6	-5	--	--	--	--	--	--	--	--	--		
2019-20	PITTSBURGH	NHL	69	9	13	22	25	2	0	0	2	102	--	--	--	--	--		
PIT/NHL TOTALS			97	15	17	32	40	9	0	1	3	135	1	0	0	0	0		



SIDNEY CROSBY

POS	HT	WT	SHOOTS	SIGNED THROUGH
C	5-11	200	LEFT	2024.25

PRONOUNCED | KRAWZ-bee, SIHD-nee

DOB | 8/7/87

BIRTHPLACE | Cole Harbour, NS



ACQUIRED | Drafted by Penguins in the 1st round (1st overall) of the 2005 NHL Draft.



CAREER HIGHS

3

GOALS IN A GAME

LAST: [11 times],
11.28.18 at COL

5

ASSISTS IN A GAME

LAST: [3 times],
11.08.14 at BUF

6

POINTS IN A GAME

LAST: [2 times],
01.19.10 vs. NYI (2G-4A)

9

SHOTS ON GOAL

LAST: [9 times],
03.11.17 at VAN

21

PENALTY MINUTES

LAST: [1 time],
01.03.09 vs. FLA

7

GOAL STREAK

LAST:
01.21.16-02.08.16 (10)

11

ASSIST STREAK

LAST:
01.05.18-02.02.18 (19)

25

POINT STREAK

LAST:
11.05.10-12.28.10 (26G-24A)

11

HAT TRICKS

LAST:
11.28.18 at COL
[3G]



SOCIAL



| N/A



| N/A

PENGUINS ALL-TIME POINT LEADERS

Mario Lemieux	1723
Sidney Crosby	1263
Jaromir Jagr	1079
Evgeni Malkin	1076
Rick Kehoe	636

2019.20 HIGHLIGHTS

- Completed his 15th NHL season with Pittsburgh, second-most in franchise history (Mario Lemieux, 17).
- Finished year with 47 points (16G-31A) in 41 games for a 1.15 points-per-game average. Joined Wayne Gretzky (19) and Mario Lemieux (15) as the only players in NHL history to average over 1 point per game in each of their first 15 NHL seasons.
- Became the sixth-fastest player in NHL history to reach 800-career assists on March 3 vs. Ottawa.
- Missed 28 games with a core muscle injury that required surgery.
- Posted 30 points (11G-19A) in 24 games following his Jan. 14 return from a core muscle injury. Notched four points (1G-3A) in his return game vs. Minnesota.

PROFESSIONAL CAREER

- Generational talent is a three-time Stanley Cup champion and two-time Olympic gold medalist.
- Was named to the list of the NHL's 100 Greatest Players. Only player in hockey history to win a Stanley Cup, Olympic gold medal, World Championship gold, World Cup of Hockey gold, World Junior Championship gold, Hart Trophy (MVP), Art Ross (NHL scoring title) and Conn Smythe (NHL playoff MVP).
- Captained the Penguins to three Stanley Cup titles (2009, '16, '17). Won back-to-back Conn Smythe Trophies (2016-17) as playoff MVP. He is only the third person in NHL history to win the award in consecutive seasons, joining Bernie Parent (1974-75) and Mario Lemieux (1991-92). Also joins Parent, Lemieux, Wayne Gretzky, Patrick Roy and Bobby Orr as the only multiple winners of the award.
- Has won 12 individual NHL awards in his career. That includes two MVPs (Hart - 2007, '14), two NHL scoring titles (Art Ross - 2007, '14), two NHL goal-scoring titles (2010, '17), three outstanding player awards as voted by his peers (Lester Pearson - 2007, Ted Lindsay - 2013, '14), two NHL playoff MVPs (Conn Smythe) and one NHL leadership award (Mark Messier - 2010).
- Is the 26th player to join the Triple Gold Club - winning a Stanley Cup (2009, '16, '17), Olympic gold (2010, '14) and World Championship (2015). Only member of the Club to have captained all three teams to their respective titles.
- Became the 86th player in NHL history to reach 1,000-career points with an assist on Chris Kunitz's goal on Feb. 16, 2017 vs. Winnipeg.
- Ranks second on the franchise's all-time scoring list with 1,263 points, behind only Mario Lemieux (1,723). Surpassed Jaromir Jagr (1,027) on Jan. 25, 2018 vs. Minnesota.
- Became the 48th player in league history to reach 1,200 points on March 5 vs. Florida with an assist (Jake Guentzel).
- Ranks first in franchise history in playoff scoring with 186 points (66G-120A), and is currently tied for 10th place in NHL history (Steve Yzerman). His 66 postseason goals rank second in team history behind only Mario Lemieux (76).
- Finalist for the 2013 Bill Masterton Memorial Trophy - given to the player that best exemplifies the qualities of perseverance, sportsmanship and dedication to the game of hockey - after returning to his elite form following two seasons plagued with a concussion and neck injuries.
- Missed 61 consecutive games between 2010-11 and '11-12 seasons due to a concussion and neck injuries. Returned to the lineup on Nov. 21, 2011 against the NY Islanders, scoring two goals and four points. One of his two goals was the game-winner. The crowd that evening was littered with fans holding signs that read "Welcome Back Sid."
- Named to the NHL's All-Star Game on eight occasions (2007, '08, '09, '11, '15, '17, '18, '19).
- Named MVP of the 2019 All-Star Game after leading the Metro Division to a tournament victory. Finished with eight points (4G-4A) despite dealing with a case of the flu.



15

NHL SEASONS

CAREER STATISTICS

			REGULAR SEASON											PLAYOFFS				
YEAR	TEAM	LEAGUE	GP	G	A	PTS	PIM	+/-	PP	SH	GW	S	GP	G	A	PTS	PIM	
2002-03	Shattuck	USHS	57	72	90	162	--	--	--	--	--	--	--	--	--	--	--	
2003-04	Rimouski	QMJHL	59	54	81	135	74	49	20	3	5	280	9	7	9	16	10	
	Canada	WJC	6	2	3	5	4	4	--	--	--	--	--	--	--	--	--	
2004-05	Rimouski	QMJHL	62	66	102	168	84	78	15	7	11	348	13	14	17	31	16	
	Rimouski	M-Cup	5	6	5	11	6	--	--	--	--	--	--	--	--	--	--	
	Canada	WJC	6	6	3	9	4	4	--	--	--	--	--	--	--	--	--	
2005-06	PITTSBURGH	NHL	81	39	63	102	110	-1	16	0	5	278	--	--	--	--	--	
	Canada	WC	9	8	8	16	10	7	2	0	1	25	--	--	--	--	--	
2006-07	PITTSBURGH	NHL	79	36	84	120*	60	10	13	0	4	250	5	3	2	5	4	
2007-08	PITTSBURGH	NHL	53	24	48	72	39	18	6	0	4	173	20	6	21*	27*	12	
2008-09	PITTSBURGH	NHL	77	33	70	103	76	3	7	0	3	238	24	15*	16	31	14	
2009-10	PITTSBURGH	NHL	81	51*	58	109	71	15	13	2	6	298	13	6	13	19	6	
	Canada	Olympics	7	4	3	7	4	2	1	0	2	28	--	--	--	--	--	
2010-11	PITTSBURGH	NHL	41	32	34	66	31	20	10	1	3	161	--	--	--	--	--	
2011-12	PITTSBURGH	NHL	22	8	29	37	14	15	2	0	3	75	6	3	5	8	9	
2012-13	PITTSBURGH	NHL	36	15	41	56	16	26	3	0	1	124	14	7	8	15	8	
2013-14	PITTSBURGH	NHL	80	36	68*	104*	46	18	11	0	5	259	13	1	8	9	4	
	Canada	Olympics	6	1	2	3	0	4	0	0	0	11	--	--	--	--	--	
2014-15	PITTSBURGH	NHL	77	28	56	84	47	5	10	0	3	237	5	2	2	4	0	
	Canada	WC	9	4	7	11	2	1	1	0	1	22	--	--	--	--	--	
2015-16	PITTSBURGH	NHL	80	36	49	85	42	19	10	0	9	248	24	6	13	19	4	
2016-17	PITTSBURGH	NHL	75	44*	45	89	24	17	14	0	5	255	24	8	19*	27	10	
	Canada	WCH	6	3	7	10	8	0	0	0	1	21	--	--	--	--	--	
2017-18	PITTSBURGH	NHL	82	29	60	89	46	0	9	0	6	247	12	9	12	21	6	
2018-19	PITTSBURGH	NHL	79	35	65	100	36	18	12	0	3	220	4	0	1	1	2	
2019-20	PITTSBURGH	NHL	41	16	31	47	15	-8	4	0	4	109	--	--	--	--	--	
PIT/NHL TOTALS			984	462	801	1263	673	175	140	3	64	3172	164	66	120	186	79	

*NHL LEADER



2017 | Crosby led the Penguins to their second straight Stanley Cup championship at Bridgestone Arena in Nashville after dispatching of the Predators in six games.

- Posted career-high 120 points in 2006-07 season. Won the trifecta of NHL Awards with the Hart (MVP), Art Ross (scoring champion) and Lester Pearson (best player as voted by his peers). Became the youngest scoring champion in team sports history at 19 years, 241 days. He was the youngest player to win the Pearson and second-youngest (Wayne Gretzky) to win MVP.
- Totaled 102 points during his rookie season in 2005-06. That surpassed Mario Lemieux's team rookie record (100). Crosby is the youngest player in NHL history (18 years) to reach 100 points.

AMATEUR CAREER

- Played two seasons with Rimouski of the Quebec Major Junior Hockey League.
- Twice named Canadian Hockey Player of the Year while winning the CHL scoring title (2004, '05) for Rimouski.
- Won the QMJHL championship with Rimouski in 2005 and a berth in the Memorial Cup. Led the league in playoff scoring with 31 points (14G-17A) in 13 games. Added 11 points (5G-6A) in five games during the Memorial Cup.
- Rimouski retired his No. 87 jersey.
- Attended the illustrious hockey program at Shattuck-St. Mary's in Faribault, Minnesota in 2002-03. Other notable players that attended the school include Zach Parise, Jonathan Toews, Nathan MacKinnon and current teammates Jack Johnson and Teddy Blueger.

INTERNATIONAL CAREER

- Has won gold medals at every international tournament for Team Canada.
- Won two Olympic gold medals with Canada in 2010 and '14. Served as captain for 2014 team and alternate captain at the '10 Games.
- Scored the gold-medal winning overtime goal against the United States at the 2010 Winter Olympic Games on his native soil in Vancouver,



2014 | Crosby won his second Olympic gold medal in Sochi, Russia during the 2014 Winter Games while serving as captain for Team Canada.

- Canada. The score is referred to as the "Golden Goal."
- Won gold medals for Canada in the World Cup of Hockey (2016), World Championship (2015) and World Junior Championship (2005). Took home silver medal in 2004 World Junior Championship.

PERSONAL

- Father, Troy, was drafted by the Montreal Canadiens in the 1984 NHL Draft as a goaltender. Younger sister, Taylor, played goal at Shattuck-St. Mary's in Faribault, Minnesota and collegiately at Northeastern and St. Cloud State.
- Spends his summers at his home in Cole Harbour, Nova Scotia.
- Favorite sport other than hockey is baseball. Played in his youth and it showed in 2010. During batting practice at PNC Park, home of Major League Baseball's Pittsburgh Pirates, Crosby showed perfect form when hitting a home run over the right field seats. Also brought the Stanley Cup to PNC Park in 2009 and '17 while throwing out the first pitch.
- Lists Steve Yzerman as his hockey idol.
- Named the team's Edward J. DeBartolo Community Service Award winner three times (2010, '16, '17) with programs like the Little Penguins "Learn to Play Hockey" and his charity suite for every single home game.
- Initiated Sidney Crosby's Little Penguins "Learn to Play Hockey" program, which outfits 2,000 boys and girls in the area with free head-to-toe hockey equipment. The program has outfitted over 10,000 local youngsters since its founding in 2008.
- Donated 100,000 meals through the Greater Pittsburgh Community Food Bank during the Covid-19 pandemic.



2018 | Every year Crosby surprises participants in his Little Penguins "Learn to Play Hockey" program by taking the ice with them during a practice.

3

2009
2016
2017



STANLEY CUP

TO WIN THE STANLEY CUP

YOUNGEST
CAPTAIN

2

2010
2014



OLYMPIC GOLD MEDAL



IN TEAM HISTORY

FIRST
TEAM NHL
ALL-STAR

2007 | 2013 | 2014 | 2016

SECOND
TEAM NHL
ALL-STAR

2010 | 2015 | 2017 | 2019

2

2016
2017



CONN SMYTHE TROPHY

1

2010



MARK MESSIER
LEADERSHIP AWARD

3

2007
2013
2014



TED LINDSAY AWARD

2

2007
2014



ART ROSS TROPHY

2

2010
2017



"ROCKET"
RICHARD TROPHY

2

2007
2014



HART TROPHY

1263

POINTS

462

GOALS

801


ASSISTS

CAREER REGULAR-SEASON STATISTICS

#1

DRAFT
PICK

OVERALL IN 2005




'06 '07 '10 '13 '14 '16 '17 '19

TEAM MVP

'07 '08 '09 '11 '12 '15 '17 '18 '19

NHL ALL-STAR GAME SELECTIONS

SIDNEY CROSBY



KEVIN CZUCZMAN

POS

D

HT

6-2

WT

206

SHOOTS

LEFT

SIGNED THROUGH

2020.21

PRONOUNCED | CHUHRCH-muhn, KEH-vihn

DOB | 1/9/91

BIRTHPLACE | Port Elgin, ON



ACQUIRED | Signed as a free agent on July 11, 2017.

CAREER HIGHS

0

GOALS IN A GAME
LAST: N/A

1

ASSISTS IN A GAME
LAST: [2 times],
04.08.14 vs. OTT

1

POINTS IN A GAME
LAST: [2 times],
04.08.14 vs. OTT

4

SHOTS ON GOAL
LAST: [1 time],
04.08.14 vs. OTT

6

PENALTY MINUTES
LAST: [1 time],
03.25.14 at CAR

0

GOAL STREAK
LAST: N/A

0

ASSIST STREAK
LAST: N/A

0

POINT STREAK
LAST: N/A

0

HAT TRICKS
LAST: N/A

SOCIAL



| @GoToCzucz



| N/A

FIRST GAME

MARCH 18, 2014 VS MIN

FIRST POINT (A)

MARCH 25, 2014 @ CAR

WBS ALTERNATE CAPTAIN

HAS SERVED AS AN ALTERNATE CAPTAIN FOR THE WILKES-BARRE/SCRANTON PENGUINS FOR ALL THREE SEASONS HE HAS BEEN WITH THE TEAM.

2019.20 HIGHLIGHTS

- Tied for fifth among Wilkes-Barre/Scranton defensemen in assists (8) and points (10) in 38 games played.
- Served as an alternate captain for WBS for the third-consecutive season.
- Hit the 10-point plateau for the fifth-straight season at the AHL level.
- Limited to 38 games played at the AHL level because he was recalled by Pittsburgh twice, but did not appear in any NHL games.

PROFESSIONAL CAREER

- Made his NHL debut with the NY Islanders on March 18, 2014 vs. Minnesota. Recorded first point/assist on March 25, 2014 vs. Carolina.
- Has played 374-career games in the American Hockey League with Bridgeport, Manitoba and Wilkes-Barre/Scranton. Has AHL career totals of 24 goals, 96 assists and 120 points, along with 323 penalty minutes.
- Served as an alternate captain with Manitoba of the American Hockey League in 2016-17. Posted career high in goals (9).
- Was not selected in the NHL Draft. Worked his way to a pro contract with a strong college career. Signed an NHL contract with the NY Islanders in 2014.

AMATEUR CAREER

- Played three collegiate seasons with Lake Superior of the WCHA from 2011-14 before signing a pro contract with the NY Islanders.
- Named to WCHA Second All-Star Team in 2014 after setting career highs in goals (10), assists (11) and points (21). His 10 goals were the second-most (tied) among all NCAA defensemen.
- Named Lakers' "Most Valuable Defenseman" as a sophomore in 2012-13 and "Most Outstanding Freshman" in his first college campaign in 2011-12.

PERSONAL

- His favorite movie is Dumb and Dumber.
- If he wasn't a hockey player, Czuczman would work in finance.



1+

NHL SEASONS

CAREER STATISTICS

			REGULAR SEASON											PLAYOFFS					
YEAR	TEAM	LEAGUE	GP	G	A	PTS	PIM	+/-	PP	SH	GW	S	GP	G	A	PTS	PIM		
2006-07	Grey Bruce	Minor-OH	59	2	19	21	50	--	--	--	--	--	4	1	0	1	0		
2007-08	Grey Bruce	Minor-OH	54	6	20	26	76	--	--	--	--	--	4	1	2	3	6		
	Owen Sound	ON-Jr. B	2	0	0	0	0	--	--	--	--	--	--	--	--	--	--		
2008-09	Listowel	ON-Jr. B	2	0	0	0	0	--	0	0	0	--	--	--	--	--	--		
	Walkerton	ON-Jr. C	35	3	20	23	49	--	2	0	0	--	10	2	3	5	4		
2009-10	Waterloo	ON-Jr. B	51	2	23	25	84	--	0	0	0	--	10	1	1	2	15		
2010-11	Newmarket	ON-Jr. A	47	4	19	23	40	--	1	0	3	--	10	1	3	4	13		
2011-12	Lake Superior	CCHA	40	2	11	13	26	-1	--	--	--	--	--	--	--	--	--		
2012-13	Lake Superior	CCHA	38	2	9	11	42	3	--	--	--	--	--	--	--	--	--		
2013-14	Lake Superior	WCHA	36	10	11	21	73	-7	--	--	--	--	--	--	--	--	--		
	NY ISLANDERS	NHL	13	0	2	2	14	-5	0	0	0	24	--	--	--	--	--		
2014-15	Bridgeport	AHL	50	1	6	7	56	4	0	0	0	77	--	--	--	--	--		
	Florida	ECHL	9	1	0	1	4	-6	0	0	1	23	12	0	0	0	6		
2015-16	Bridgeport	AHL	74	4	11	15	95	1	1	0	0	126	3	0	0	0	0		
2016-17	Manitoba	AHL	76	9	23	32	48	-23	6	0	0	190	--	--	--	--	--		
2017-18	Wilkes-Barre	AHL	71	4	31	35	48	15	0	0	1	146	2	0	0	0	2		
2018-19	Wilkes-Barre	AHL	65	4	17	21	60	8	1	0	1	110	--	--	--	--	--		
2019-20	Wilkes-Barre	AHL	38	2	8	10	16	-2	0	0	1	47	--	--	--	--	--		
NHL TOTALS			13	0	2	2	14	-5	0	0	0	24	--	--	--	--	--		



CASEY DeSMITH

POS

G

HT

6-0

WT

181

CATCHES

LEFT

SIGNED THROUGH

2021.22

PRONOUNCED | Duh-SMIHTH, KAY-see

DOB | 8/13/91

BIRTHPLACE | Rochester, NH



ACQUIRED | Signed as an unrestricted free agent on July 1, 2017.

CAREER HIGHS SET

2018.19 SEASON

GAMES PLAYED

36

WINS

15

SHUTOUTS

3

CAREER HIGHS

51

SHOTS FACED

LAST: [1 time],
12.14.18 vs. BOS

48

SAVES

LAST: [1 time],
12.14.18 vs. BOS

4

SHUTOUTS

LAST:
03.14.19 at BUF (26)

3

WIN STREAK

LAST:
11.21.18-11.27.18

85:36

SHUTOUT STREAK

LAST:

03.21.18-04.06.18

AHL HARRY "HAP" HOLMES AWARD IN 2016.17 WITH TRISTAN JARRY

AHL TEAM THAT SURRENDERS THE FEWEST GOALS ON THE YEAR

2019.20 HIGHLIGHTS

- Played the entire season with Wilkes-Barre/Scranton of the American Hockey League.
- Set AHL-career highs with 41 games played and three shutouts. Posted 18 wins on the year.

PROFESSIONAL CAREER

- Played one-plus seasons in the NHL with Pittsburgh.
- Set NHL career highs in games played (36), wins (15) and shutouts (3) with Pittsburgh in 2018-19.
- Handled most of the goaltending duties over the first three-plus months of the 2018-19 season as Matt Murray missed significant time due to various injuries.
- Made his NHL debut at the age of 26 in a relief effort on Oct. 29, 2017 at Winnipeg after toiling in the American Hockey League and ECHL. Had played on an AHL-only contract for two years before signing his NHL entry-level deal on July 1, 2017.
- Set personal bests in goals-against average (2.40) and save percentage (.921) during the 2017-18 campaign, leading Pittsburgh in both categories.
- Made 35 saves to earn his first-career NHL shutout on April 6, 2018 vs. Ottawa.
- Played in the 2018 American Hockey League All-Star Challenge.
- Named to the American Hockey League All-Rookie Team in 2016-17 after posting a 21-5-3 record with a 2.01 GAA, .926 save percentage and one shutout with WBS. His 2.01 goals-against average led the entire AHL in 2016-17.
- Teamed with goalie Tristan Jarry to help WBS win the Harry "Hap" Holmes Award in 2016-17 for the American Hockey League team that surrenders the fewest goals on the year.
- Started every single game for WBS in November 2017, going 6-2-1 on the month.

AMATEUR CAREER

- Posted 48 career collegiate victories in three seasons with New Hampshire from 2011-14.
- Ended his college career with a 2.32 goals-against average, .923 save percentage and nine shutouts.
- Set a new school record with a shutout streak of 203:32 minutes – a three-plus game span – in 2012-13.
- Named to the Hockey East All-Rookie Team in 2011-12.

INTERNATIONAL CAREER

- Represented the United States at the 2010 World Junior A Challenge.

PERSONAL

- Grew up playing youth hockey with fellow New England native Brian Dumoulin on the Seacoast Spartans, an organization based in Exeter, New Hampshire.
- Is an avid disc golf player and huge fan of the TV show The Office.
- Married his wife, Ellie, in the summer of 2019.

SOCIAL



| N/A



| @Cdesmith1




1+

NHL SEASONS

CAREER STATISTICS

			REGULAR SEASON										PLAYOFFS							
YEAR	TEAM	LEAGUE	GP	W	L	OTL	MIN	GA	SO	GAA	SV%	GP	W-L	MIN	GA	SO	GAA	SV%		
2009-10	Indiana	USHL	27	11	11	1	1434	76	0	3.18	.897	8	4-3	412	17	0	2.48	.922		
2010-11	Indiana	USHL	37	22	13	2	2174	92	3	2.54	.920	4	2-2	229	10	1	2.63	.929		
2011-12	New Hampshire	HE	22	9	10	1	1285	50	1	2.33	.926	--	--	--	--	--	--	--		
2012-13	New Hampshire	HE	38	19	10	7	2204	82	5	2.23	.924	--	--	--	--	--	--	--		
2013-14	New Hampshire	HE	37	20	16	0	2148	86	3	2.40	.920	--	--	--	--	--	--	--		
2015-16	Wheeling	ECHL	13	5	2	0	611	26	0	2.55	.915	--	--	--	--	--	--	--		
	Wilkes-Barre	AHL	6	2	2	0	309	10	0	1.94	.925	9	5-4	541	22	1	2.44	.919		
2016-17	Wilkes-Barre	AHL	29	21	5	3	1731	58	1	2.01	.926	5	2-3	303	14	0	2.78	.916		
2017-18	PITTSBURGH	NHL	14	6	4	1	700	28	1	2.40	.921	--	--	--	--	--	--	--		
	Wilkes-Barre	AHL	27	16	8	3	1562	71	2	2.73	.910	--	--	--	--	--	--	--		
2018-19	PITTSBURGH	NHL	36	15	11	5	1944	89	3	2.75	.916	--	--	--	--	--	--	--		
2019-20	Wilkes-Barre	AHL	41	18	18	2	2360	115	3	2.92	.905	--	--	--	--	--	--	--		
PIT/NHL TOTALS			50	21	15	6	2644	117	4	2.66	.917	--	--	--	--	--	--	--		



CAREER HIGHS

0

SHOTS FACED
LAST: N/A

0

SAVES
LAST: N/A

0

SHUTOUTS
LAST:
N/A

0

WIN STREAK
LAST:
N/A

00:00

SHUTOUT STREAK
LAST:
N/A

SOCIAL



| @goalie_dor99



| @alexdor01

ALEX D'ORIO

POS

G

HT

6-2

WT

209

CATCHES

RIGHT

SIGNED THROUGH

2021.22

PRONOUNCED | dee-OR-ee-oh, AL-ehx

DOB | 4/28/99

BIRTHPLACE | Sherbrooke, QC



ACQUIRED | Signed as a free agent on Sept. 13, 2017.

2019.20 HIGHLIGHTS

- Completed his first full professional season with the Wheeling Nailers of the ECHL.
- Appeared in 31 games, compiling a 12-15-2 record, 3.43 goals-against average and a .892 save percentage.

PROFESSIONAL CAREER

- Made his professional debut with Wilkes-Barre/Scranton of the American Hockey League on April 13, 2019 vs. Bridgeport, making 28 saves.
- Has played one-plus season in the Penguins organization, split between the WBS Penguins and Wheeling Nailers.

AMATEUR CAREER

- Suited up for three seasons in the Quebec Major Junior Hockey League with Saint John and Baie-Comeau. Helped Saint John win the QMJHL title and a Memorial Cup berth in 2017.
- Posted an absurd 19-2-2 record with a 2.40 goals-against average and .903 save percentage in the 2016-17 season.
- Faced 66 shots against eventual Memorial Cup winner Acadie-Bathurst, making 60 saves, on March 4, 2018.
- Earned a contract from the Penguins following a strong performance at the 2017 Prospects Challenge in Buffalo. Attended Penguins prospect development camp as a free-agent invitee earlier that summer.

INTERNATIONAL CAREER

- Represented Canada Black at the World Under-17 Hockey Challenge in 2016.

PERSONAL

- Coached by former All-Star goaltender Felix Potvin with Magog in the Quebec Midget AAA Hockey League. Potvin served as the club's head coach.



R

NHL SEASONS

CAREER STATISTICS

YEAR	TEAM	LEAGUE	REGULAR SEASON										PLAYOFFS					
			GP	W	L	OTL	MIN	GA	SO	GAA	SV%	GP	W-L	MIN	GA	SO	GAA	SV%
2015-16	Canada Black	WHC-17	2	--	--	--	--	--	--	2.90	.895	--	--	--	--	--	--	--
2016-17	Saint John	QMJHL	28	19	2	--	1499	60	1	2.40	.903	--	--	--	--	--	--	--
2017-18	Saint John	QMJHL	44	9	26	--	2586	173	0	4.01	.895	--	--	--	--	--	--	--
2018-19	Saint John	QMJHL	26	5	20	--	1526	114	0	4.48	.883	--	--	--	--	--	--	--
	Baie-Comeau	QMJHL	23	16	7	--	1364	58	2	2.55	.899	7	3-4	436	18	0	2.47	.910
	Wilkes-Barre	AHL	1	0	0	0	60	5	0	5.01	.848	--	--	--	--	--	--	--
2019-20	Wheeling	ECHL	31	12	15	2	1752	100	0	3.43	.892	--	--	--	--	--	--	--



BRIAN DUMOULIN

POS	HT	WT	SHOOTS	SIGNED THROUGH
D	6-4	207	LEFT	2022.23

PRONOUNCED | DOO-moh-lihn, BRIGH-uhn

DOB | 9/6/91

BIRTHPLACE | Biddeford, ME

ACQUIRED | From Carolina with Brandon Sutter and a 2012 1st-round draft pick for Jordan Staal on June 22, 2012.



CAREER HIGHS

1 **GOALS IN A GAME**
LAST: [11 times],
11.02.19 vs. EDM

2 **ASSISTS IN A GAME**
LAST: [4 times],
10.04.18 vs. WSH

2 **POINTS IN A GAME**
LAST: [4 times],
10.04.18 vs. WSH (2A)

5 **SHOTS ON GOAL**
LAST: [3 times],
02.16.19 vs. CGY

4 **PENALTY MINUTES**
LAST: [4 times],
11.27.18 at WPG

0 **GOAL STREAK**
LAST: N/A

3 **ASSIST STREAK**
LAST:
12.01.18-12.06.18 (3)

4 **POINT STREAK**
LAST:
02.18.18-02.27.18 (1G-3A)

0 **HAT TRICKS**
LAST: N/A



CAREER HIGHS SET

2018.19 SEASON

ASSISTS

20

POINTS

23

PLUS/MINUS

+31

NHL +/- LEADERS | 2018-20

Brayden Point	TBL	+55
Anthony Cirelli	TBL	+53
Victor Hedman	TBL	+51
Teuvo Teravainen	CAR	+50
Nikita Kucherov	TBL	+50
Artemi Panarin	NYR	+50
Brian Dumoulin	PIT	+48

2019.20 HIGHLIGHTS

- Completed his fifth season in the NHL. Limited to 28 games due to various injuries, including missing 37 contests after having surgery to repair lacerated tendons in his left ankle.
- Ranked tied for first on the team with a plus-17.
- His only goal of the season was also his first-career shorthanded goal, scored Nov. 2 vs. Edmonton.
- Welcomed his first child (Brayden) on Nov. 3. The following night, he suited up for the Penguins in Boston against the Bruins.

PROFESSIONAL CAREER

- Two-time Stanley Cup Champion with the Penguins in 2016 and '17.
- Played five-plus seasons in the NHL, all with Pittsburgh.
- Set career highs in assists (20), points (23) and plus-minus (+31) in 2018-19. His plus-31 ranked fifth in the NHL.
- Led the club in average time on ice (21:29) and average shorthanded time (2:32) during the 2017 championship run with Kris Letang out of the lineup.
- Posted a career-best six points (1G-5A) and plus-7 during the six-game First Round series against the Philadelphia Flyers in the 2018 Stanley Cup Playoffs, including a three-game scoring streak for five points (1G-4A). Teamed with Evgeni Malkin to score the two fastest playoff goals in team history (five seconds) in Game 3. Scored his goal off a center ice faceoff rush play that followed Malkin's tally.
- Scored his first career postseason goal in Game 5 against Tampa Bay in the 2016 Eastern Conference Final.
- Scored the Pens' first goal in their decisive Stanley-Cup winning Game 6 in San Jose. Pittsburgh would go on to win 3-1 for its fourth Cup in team history.
- Was a part of three 40-win seasons with the WBS Penguins from 2012-15 to start his professional career.
- Drafted by Jim Rutherford and the Carolina Hurricanes in

the second round (51st overall) of the 2009 NHL Draft.

AMATEUR CAREER

- Played three seasons with Boston College.
- Won two National Championships with Boston College in 2010, '12. Selected to the All-Tournament Team in both years.
- Was a Hobey Baker Finalist as the nation's top college hockey player in 2011-12.
- Two-time winner of Hockey East's Defensive Defenseman Award and Bob Monahan Award as the best New England defenseman in 2011, '12.

INTERNATIONAL

- Won a bronze medal with Team USA at the 2011 World Junior Championship.

PERSONAL

- The Biddeford, Maine native became the first player from the state of Maine to win the Stanley Cup.
- Grew up playing youth hockey with fellow New England native Casey DeSmith on the Seacoast Spartans, an organization based in Exeter, New Hampshire.
- Avid cook and wine connoisseur who idolized Anthony Bourdain.
- Married, Kayla, with one son, Brayden. The couple welcomed Brayden on Nov. 3, 2019.

SOCIAL

| @Du24theboyz

| @du24theboyz




5+

NHL SEASONS

CAREER STATISTICS

			REGULAR SEASON											PLAYOFFS					
YEAR	TEAM	LEAGUE	GP	G	A	PTS	PIM	+/-	PP	SH	GW	S	GP	G	A	PTS	PIM		
2009-10	Boston College	HE	42	1	21	22	16	4	0	0	0	--	--	--	--	--	--		
2010-11	Boston College	HE	37	3	30	33	6	23	2	0	1	--	--	--	--	--	--		
	United States	WJC	6	0	2	2	2	4	0	0	0	--	--	--	--	--	--		
2011-12	Boston College	HE	44	7	21	28	26	27	2	0	2	--	--	--	--	--	--		
2012-13	Wilkes-Barre	AHL	73	6	18	24	18	-11	4	0	2	93	15	2	6	8	6		
2013-14	PITTSBURGH	NHL	6	0	1	1	4	1	0	0	0	3	--	--	--	--	--		
	Wilkes-Barre	AHL	53	5	16	21	21	2	3	0	0	78	17	3	9	12	22		
2014-15	PITTSBURGH	NHL	8	1	0	1	2	0	0	0	0	4	5	0	0	0	0		
	Wilkes-Barre	AHL	62	4	29	33	18	25	1	0	0	94	6	0	3	3	0		
2015-16	PITTSBURGH	NHL	79	0	16	16	14	11	0	0	0	101	24	2	6	8	2		
2016-17	PITTSBURGH	NHL	70	1	14	15	14	0	0	0	0	78	25	1	5	6	6		
2017-18	PITTSBURGH	NHL	80	5	13	18	30	-5	0	0	1	102	12	1	6	7	2		
2018-19	PITTSBURGH	NHL	76	3	20	23	20	31	0	0	0	99	4	0	1	1	0		
2019-20	PITTSBURGH	NHL	28	1	7	8	10	17	0	1	0	35	--	--	--	--	--		
PIT/NHL TOTALS			347	11	71	82	94	55	0	1	1	422	70	4	18	22	10		



59

CAREER HIGHS

3

GOALS IN A GAME
LAST: [2 times],
 01.11.19 at ANA

3

ASSISTS IN A GAME
LAST: [3 times],
 12.14.19 vs. LAK

4

POINTS IN A GAME
LAST: [2 times],
 11.27.19 vs. VAN (2G-2A)

7

SHOTS ON GOAL
LAST: [4 times],
 12.30.19 vs. OTT

6

PENALTY MINUTES
LAST: [1 time],
 11.01.17 at EDM

5

GOAL STREAK
LAST:
 03.31.17-04.08.17 (5)

4

ASSIST STREAK
LAST:
 03.21.18-03.27.18 (5)

7

POINT STREAK
LAST:
 11.16.19-11.29.19 (7G-6A)

2

HAT TRICKS
LAST: 01.11.19 at
 ANA (3G)



SOCIAL



| @jakenbake20



| @jakenbake20

JAKE GUENTZEL

POS

F

HT

5-11

WT

180

SHOOTS

LEFT

SIGNED THROUGH

2023.24

PRONOUNCED | GEHNT-zuhl, JAYK

DOB | 10/6/94

BIRTHPLACE | Omaha, NE



ACQUIRED | Drafted by Penguins in the 3rd round (77th overall) of the 2013 NHL Draft.



MOST NHL PLAYOFF GOALS OVER THE LAST THREE SEASONS

2017-19 PLAYOFFS

PIT	Jake Guentzel	24
WSH	Alex Ovechkin	24
SJS	Logan Couture	20
WSH	Evgeny Kuznetsov	18
PIT	Sidney Crosby	17

NHL ALL-TIME ROOKIE PLAYOFF POINTS LEADERS

SINGLE PLAYOFF SEASON

PIT	Jake Guentzel	21 [2017]
MIN	Dino Ciccarelli	21 [1981]
PHI	Ville Leino	21 [2010]
NYR	Don Maloney	20 [1979]
BOS	Brad Marchand	19 [2011]

2019-20 HIGHLIGHTS

- Named to first-career All-Star Game after posting 20 goals and 43 points in 39 games on the year.
- Season cut short after suffering shoulder injury that required surgery. Missed the final 30 games of the regular season.
- His 20 goals and 43 points both led the team at the time of his season-ending injury.
- Recorded his 200th career NHL point on Dec. 30 vs. Ottawa. Scored a goal at the side of the net (his third point of the game) before crashing into the boards and suffering a season-ending shoulder injury.

PROFESSIONAL CAREER

- Has been one of the Pens' top offensive performers since joining the club on a full-time basis midway through the 2016-17 season.
- Played four NHL seasons with Pittsburgh.
- Scored a career-best 40 goals, 36 assists, 76 points and played 82 games in 2018-19. Was one of just 13 players in the league to reach the 40-goal mark.
- His 40 goals led the entire team in 2018-19. Joined Chris Kunitz (22 goals in 2012-13) as the only players not named Sidney Crosby or Evgeni Malkin to lead the team in goals dating back to 2005-06.
- Is one of six Penguins in the last 21 years to record 40-plus goals in a season (Sidney Crosby, Evgeni Malkin, James Neal, Jaromir Jagr, Alexei Kovalev).
- Has done some of his best work during the postseason, including his starring role in Pittsburgh's 2017 Stanley Cup championship run.
- Led the NHL in goals (13) and game-winning goals (5) in the 2017 postseason. His 13 goals are the second-most ever by a rookie in league history while his five game-winners are an NHL rookie mark. His 21 points tied the NHL rookie record (Dino Ciccarelli, Minnesota, 1981).
- Posted his first-career playoff hat trick in Game 3 of

the 2017 First Round vs. Columbus, with his third goal standing as the OT game-winner. Became the second rookie in NHL history to record a hat trick with an OT goal in the playoffs (Gerry Plamondon, Montreal, Game 2, 1949 semifinals at Detroit).

- Was even more prolific in the 2018 playoffs, scoring 10 goals and totaling 21 points in just 12 games. Despite playing just two rounds, he ended up fourth among all NHL skaters in goals and tied for fifth in points.
- Joined Mario Lemieux as the only players in NHL history to reach double digits in goals in each of their first two playoff runs.
- Recorded 19 points (8G-11A) in his first nine playoff games in 2018, with only Wayne Gretzky (21) and Mark Messier (20) recording more points in their opening nine postseason contests in the last 30 years.
- Scored four goals in Round One series-clinching Game 6 at Philadelphia in 2018. Only Mario Lemieux (5) and Kevin Stevens have scored four goals in a single playoff game in Pens postseason history.
- Made his NHL debut on Nov. 21, 2016 against the NY Rangers with his parents, Mike and Sally, and older brother, Ryan, in attendance. Scored two goals in the contest, including a tally on the first shot of his first shift. That goal came at the 1:02 mark, the fastest goal by a Penguin in an NHL debut.
- Led the American Hockey League with 21 goals while his 42 points and plus-21 with Wilkes-Barre/Scranton ranked second in the league at the time of his recall to Pittsburgh in 2016-17.
- Had an incredible run of success during his short tenure with WBS. Joined the team following the conclusion of his junior year at Nebraska-Omaha and went on to post 14 points (5G-9A) in 10 postseason games in 2016.

AMATEUR CAREER

- Piled up 119 points (40G-79A) in 108 NCAA contests with the University of Nebraska-Omaha, leading the team in scoring in back-to-back seasons in 2014-15 and '15-16.



4

NHL SEASONS

CAREER STATISTICS

			REGULAR SEASON											PLAYOFFS				
YEAR	TEAM	LEAGUE	GP	G	A	PTS	PIM	+/-	PP	SH	GW	S	GP	G	A	PTS	PIM	
2010-11	Hill-Murray	USHS	28	19	30	49	10	29	--	--	--	--	3	4	2	6	4	
	Team Northwest	UMHSEHL	15	6	5	11	4	--	--	1	0	--	3	0	0	0	0	
2011-12	Hill-Murray	USHS	31	23	52	75	16	--	--	--	--	--	6	2	6	8	0	
	Team Southeast	UMHSEHL	21	14	27	41	8	--	--	2	1	--	3	0	3	3	0	
2012-13	Sioux City	USHL	60	29	44	73	24	13	11	0	3	154	--	--	--	--	--	
2013-14	Nebraska-Omaha	NCHC	37	7	27	34	16	-2	2	0	1	84	--	--	--	--	--	
2014-15	Nebraska-Omaha	NCHC	36	14	25	39	34	10	3	0	1	108	--	--	--	--	--	
2015-16	Nebraska-Omaha	NCHC	35	19	27	46	20	6	5	3	0	110	--	--	--	--	--	
	Wilkes-Barre	AHL	11	2	4	6	0	-1	0	0	1	29	10	5	9	14	0	
2016-17	PITTSBURGH	NHL	40	16	17	33	10	7	1	0	0	81	25	13*	8	21	10	
	Wilkes-Barre	AHL	33	21	21	42	12	21	5	0	2	98	--	--	--	--	--	
2017-18	PITTSBURGH	NHL	82	22	26	48	42	-9	7	0	1	171	12	10	11	21	8	
2018-19	PITTSBURGH	NHL	82	40	36	76	26	13	6	1	4	227	4	1	0	1	0	
2019-20	PITTSBURGH	NHL	39	20	23	43	14	11	6	0	4	127	--	--	--	--	--	
PIT/NHL TOTALS			243	98	102	200	92	22	20	1	9	606	41	24	19	43	18	

*NHL LEADER



2016 | Guentzel poses with the puck from his first-career NHL goal, scored on the first shot of his first shift in his NHL debut against the NY Rangers.


- Was team captain at UNO during his junior season in '15-16.
- Named to the NCHC All-Rookie Team in 2013-14.
- Recorded 73 points with Sioux City to rank sixth overall in the USHL in 2012-13, his lone season in the league. Was named to the USHL All-Rookie Team, Rookie of the Year and a Second Team All-Star.
- Tied a Tier-1 USHL record with a 21-game scoring streak (16G-27A-43PTS) – the streak has since been surpassed.

PERSONAL

- Comes from a hockey family. His father, Mike, played and coached for the University of Minnesota men's hockey team for 25 years and is now an NHL scout with Arizona. Both of his older brothers played collegiately, Ryan at Notre Dame and Gabe at Colorado College.
- Was born in Omaha, Nebraska while Mike was head coach and general manager of Omaha Lancers of the USHL, but grew up in Minnesota.
- Earned his degree in multidisciplinary studies from Nebraska-Omaha.
- Plays in Da Beauty League, a summer hockey league based out of Minnesota for current NHL, AHL and D1 collegiate players with ties to the state.
- As a grade schooler, he wrote a book report about his favorite player growing up, Sidney Crosby.
- Teamed up with Bryan Rust in 2019 to buy four season tickets to benefit children and families through the Allegheny Family Network. The duo met with the families following every single home game. The "Seats for Strength" program was created in conjunction with AFN, whose mission is to "support and partner with families rearing children who have emotional and mental health needs in order to improve their quality of life." Rust and former Penguin Riley Sheahan started the initiative. But after Sheahan was traded in February 2019, Guentzel stepped up to fill his spot.



2017 | Guentzel celebrated with his linemate Sidney Crosby after completing his first-career playoff hat trick in Game 3 against Columbus in the 2017 First Round.



2017 | Guentzel's incredible rookie season concluded with him playing a starring role en route to helping the Penguins win their second straight Stanley Cup.

1

2017



STANLEY CUP

1:02

SCORED FASTEST
GOAL BY PENGUIN
IN DEBUT

11.21.2016 VS NEW YORK RANGERS

4

GOAL
PLAYOFF GAME

IN 2018 VS PHILADELPHIA

21

PLAYOFF
POINTS

IN 2017

TIED NHL

ROOKIE RECORD

200

POINTS

98

GOALS

102

ASSISTS

CAREER REGULAR-SEASON STATISTICS

40

GOAL
SEASON

2018.19

JAKE GUENTZEL





72

CAREER HIGHS

3

GOALS IN A GAME
LAST: [2 times],
 12.04.18 vs. COL

3

ASSISTS IN A GAME
LAST: [4 times],
 11.02.13 at LAK

4

POINTS IN A GAME
LAST: [2 times],
 12.04.18 vs. COL (3G-1A)

14

SHOTS ON GOAL
LAST: [1 time],
 12.28.10 vs. DAL

15

PENALTY MINUTES
LAST: [1 time],
 03.17.11 vs. BOS

6

GOAL STREAK
LAST:
 10.27.11-11.08.11 (7)

5

ASSIST STREAK
LAST:
 11.15.14-11.24.14 (5)

7

POINT STREAK
LAST:
 03.25.18-04.06.18 (6G-3A)

2

HAT TRICKS
LAST:
 12.04.18 vs. COL


SOCIAL



N/A



N/A

PATRIC HORNQVIST

POS

F

HT

5-11

WT

189

SHOOTS

RIGHT

SIGNED THROUGH

2022.23

PRONOUNCED | HOHRN-kwihst, PAT-rihk

DOB | 1/1/87

BIRTHPLACE | Sollentuna, Sweden



ACQUIRED | From Nashville with Nick Spaling for James Neal on June 27, 2014.

FASTEST HAT TRICKS
IN CLUB HISTORY

1 Patric Hornqvist

12/4/18 vs. COL (2:47 MIN)

2 Nils Ekman

11/8/06 vs. TBL (4:10 MIN)

770
GAMES
**MOST GAMES PLAYED IN NHL HISTORY BY A PLAYER
 SELECTED WITH THE FINAL PICK IN THE NHL DRAFT.
 IS ONE OF TWO SUCH PLAYERS TO SURPASS 700.**
 (KIM JOHNSON, 739).

2019.20 HIGHLIGHTS

- Finished season ranked fourth on the team with 17 goals.
- Surpassed Kim Johnson (739) for most games played by the last player chosen in the NHL Draft in league history. Played his 740th game on Dec. 30 vs. Ottawa, posting two points (1G-1A) and five shots.
- Appeared in his 400th game with Pittsburgh on Feb. 26 at Los Angeles.

PROFESSIONAL CAREER

- Two-time Stanley Cup Champion has played 12 seasons in the NHL with Pittsburgh and Nashville.
- Scored the Cup-clinching goal in Game 6 of the 2017 Stanley Cup Final against his former club and home city Nashville at Bridgestone Arena.
- Notched his first-career playoff hat trick and added an assist for a career-high four points in Game 1 of the First Round series against the NY Rangers in 2016.
- Recorded the overtime winner in Game 4 of the Second Round series against Washington in 2016.
- Has recorded the most goals (238), assists (242) and points (480) by a player selected with the final pick in the NHL Draft (modern era, since 1967).
- Joined Kim Johnson as the only two final picks of the NHL Draft to play at least 700 games March 1, 2019 at Buffalo.
- Recorded the fastest hat trick in Penguins history (2:47 minutes) Dec. 4, 2019 vs. Colorado. Nils Ekman held the previous record of 4:10 minutes.
- Scored at least 20 goals in eight of his 12 full NHL seasons.
- Hit the 40-point mark eight times in his career, while also posting four seasons of 50 or more points.
- Reached several career milestones during the 2017-18 season: 200th career goal, 200th career assist and 400th career point. Also posted a personal-best 15 power-play goals on the season.

- Has thrived as a net-front presence throughout his career, especially on the power play.
- Selected in the seventh round (230th overall and final pick) of the 2005 NHL Draft by Nashville.

AMATEUR CAREER

- Named Rookie of the Year with Djurgårdens IF in the Swedish Hockey League in 2006-07 after leading junior players with 23 goals, a total which broke a record previously held by Peter Forsberg for most goals by a junior player in the league's history.

INTERNATIONAL

- Won gold with Team Sweden at the World Championship in 2018, posting two goals (both on the power play) in five games. He has participated in the tournament five times, also in 2007, '08, '12 and '19.
- Won bronze at the 2016 World Cup of Hockey and 2005 World Under-18 Junior Championship.
- Competed at both the World Junior Championship and World Championship in 2007.
- Also represented his country at the 2010 Winter Olympics.

PERSONAL

- Met his wife Malin when she was a figure skater at the rink he used to play at growing up in Sweden. They have two daughters, Isabella and Vendela.
- Grew up idolizing Peter Forsberg, who was his linemate at the 2010 Winter Games in Vancouver and set up his first-ever Olympic goal during the quarterfinals against Slovakia.




12

NHL SEASONS

CAREER STATISTICS

			REGULAR SEASON											PLAYOFFS				
YEAR	TEAM	LEAGUE	GP	G	A	PTS	PIM	+/-	PP	SH	GW	S	GP	G	A	PTS	PIM	
2003-04	Vasby IK	SWE-JR	10	7	10	17	30	--	--	--	--	--	--	--	--	--	--	
	Vasby IK	SWE-3	32	8	5	13	26	--	--	--	--	--	--	--	--	--	--	
2004-05	Vasby IK	SWE-3	28	12	12	24	36	--	--	--	--	--	--	--	--	--	--	
	Djurgardens IF	SWE-JR	5	3	0	3	2	--	--	--	--	--	--	--	--	--	--	
2005-06	Djurgardens IF	SWE-JR	4	2	1	3	2	--	--	--	--	--	4	1	2	3	2	
	Djurgardens IF	SWE	47	5	2	7	36	--	--	--	--	--	--	--	--	--	--	
2006-07	Djurgardens IF	SWE	49	23	11	34	38	-2	--	--	--	--	--	--	--	--	--	
	Sweden	WJC	7	1	2	3	4	4	--	--	--	--	--	--	--	--	--	
	Djurgardens IF	SWE-JR	--	--	--	--	--	--	--	--	--	--	7	2	5	7	14	
	Sweden	WC	9	2	4	6	6	2	--	--	--	--	--	--	--	--	--	
2007-08	Djurgardens IF	SWE	53	18	12	30	58	2	--	--	--	--	5	0	1	1	6	
	Sweden	WC	9	6	0	6	12	3	--	--	--	--	--	--	--	--	--	
2008-09	NASHVILLE	NHL	28	2	5	7	16	-3	0	0	0	54	--	--	--	--	--	
	Milwaukee	AHL	49	17	18	35	44	-3	8	0	3	--	11	4	4	8	6	
2009-10	NASHVILLE	NHL	80	30	21	51	40	18	10	0	8	275	2	0	1	1	4	
	Sweden	Olympics	4	1	0	1	4	1	--	--	--	--	--	--	--	--	--	
2010-11	NASHVILLE	NHL	79	21	27	48	47	11	6	0	5	265	12	2	1	3	6	
2011-12	NASHVILLE	NHL	76	27	16	43	28	9	8	0	3	230	10	1	3	4	2	
	Sweden	WC	3	0	0	0	0	0	0	0	0	--	--	--	--	--	--	
2012-13	NASHVILLE	NHL	24	4	10	14	14	-1	4	0	1	87	--	--	--	--	--	
	HC Red Ice	SWISS-2	9	7	7	14	8	--	--	--	--	--	--	--	--	--	--	
	Djurgardens IF	SWE	10	2	3	5	6	5	--	--	--	--	--	--	--	--	--	
2013-14	NASHVILLE	NHL	76	22	31	53	28	1	7	0	6	248	--	--	--	--	--	
2014-15	PITTSBURGH	NHL	64	25	26	51	38	12	6	0	4	220	5	2	1	3	2	
2015-16	PITTSBURGH	NHL	82	22	29	51	36	15	9	0	3	257	24	9	4	13	10	
2016-17	PITTSBURGH	NHL	70	21	23	44	28	16	10	0	6	223	19	5	4	9	18	
	Sweden	WCH	4	0	2	2	0	2	0	0	0	10	--	--	--	--	--	
2017-18	PITTSBURGH	NHL	70	29	20	49	58	2	15	0	1	247	10	5	6	11	22	
	Sweden	WC	5	2	0	2	2	2	2	0	0	12	--	--	--	--	--	
2018-19	PITTSBURGH	NHL	69	18	19	37	26	-3	6	0	2	197	4	0	0	0	8	
	Sweden	WC	8	7	3	10	14	11	--	--	--	--	--	--	--	--	--	
2019-20	PITTSBURGH	NHL	52	17	15	32	36	9	3	0	2	168	--	--	--	--	--	
NHL TOTALS			770	238	242	480	395	86	84	0	41	2471	86	24	20	44	72	
PITTSBURGH TOTALS			407	132	132	264	222	51	49	0	18	1312	62	21	15	36	60	



35

CAREER HIGHS

48 SHOTS FACED
LAST: [1 time],
10.23.19 at TBL

45 SAVES
LAST: [1 time],
10.23.19 at TBL

5 SHUTOUTS
LAST:
12.12.19 (17)

6 WIN STREAK
LAST:
12.12.19-12.30.19

177:15 *

SHUTOUT STREAK
LAST:
11.29.19-12.10.19

* FRANCHISE RECORD

SOCIAL

| @tjarry35

| @tjarry35

TRISTAN JARRY

POS

G

HT

6-2

WT

194

CATCHES

LEFT

SIGNED THROUGH

2019.20

PRONOUNCED | JAR-ee, TRIH-stan

DOB | 4/29/95

BIRTHPLACE | Surrey, BC



ACQUIRED | Drafted by Penguins in the 2nd round (44th overall) of the 2013 NHL Draft.

GOALIE
GOAL

BECAME THE FIRST GOALIE IN
WBS FRANCHISE HISTORY TO
SCORE A GOAL.

NOV. 14, 2018

LONGEST SHUTOUT
STREAKS

PENGUINS HISTORY

2019 Tristan Jarry 177:15

2013 Tomas Vokoun 173:06

2015 Marc-Andre Fleury 165:06

2019.20 HIGHLIGHTS

- Set a franchise record with a shutout streak of 177:15 minutes (173:06, Tomas Vokoun, 2012-13). During that span, he posted two shutouts and saved 82 consecutive shots.
- Appeared in his first-career NHL All-Star Game in St. Louis.
- Set career highs across the board in games played (33), wins (20), goals-against average (2.43), save percentage (.921) and shutouts (3).
- Became the second goalie in franchise history (Marc-Andre Fleury) to record three shutouts in a four-game span (Dec. 4-12).
- Named the NHL's Second Star of the Month for December after going 8-1 with a 1.54 goals-against average, .947 save percentage and three shutouts.
- Posted a career-long six-game winning streak from Dec. 12-30.

PROFESSIONAL CAREER

- Has played two-plus seasons in the NHL with Pittsburgh.
- Recorded his first-career win (Nov. 25, 2017 vs. Tampa Bay) and first-career shutout (Dec. 1, 2017 at Buffalo).
- Recorded 14 NHL wins during the 2017-18 campaign – which led all rookie netminders in the league – while his two shutouts led the team.
- Played parts of four seasons with Wilkes-Barre/Scranton of the American Hockey League. Career totals of 141 games played, 77-48-15 record, 2.55 goals-against average, .915 save percentage and nine shutouts.
- Became the first goalie in WBS franchise history to score a goal when he shot the puck the length of the ice into the empty net on Nov. 14, 2019 at Springfield.
- Ranked in the top-6 in the American Hockey League in wins (28, 3rd), GAA (2.15, 4th-t) and save percentage (.925, 6th-t) in 2016-17 with Wilkes-Barre/Scranton.
- Paired with Casey DeSmith to help WBS win the Harry "Hap" Holmes Award in 2016-17 for the American Hockey

League team that surrenders the fewest goals on the year.

- Played in the 2017 American Hockey League All-Star Challenge.
- Posted 17 wins during rookie campaign with WBS in 2015-16. His 17 victories ranked third in the AHL among rookie netminders. Meanwhile, his five shutouts ranked fourth (tied) among all AHL rookies.

AMATEUR CAREER


- Led Edmonton of the Western Hockey League to a WHL championship and Memorial Cup title in 2014.
- Posted 44 wins during the 2013-14 regular season with the Oil Kings. That led the entire WHL and was five more than the next closest goalie. Also set career highs in games played (63), minutes (3,703) and shutouts (8).
- Led the WHL in goals-against average (1.61) and save percentage (.936) in 2012-13 season.
- Recorded 93 total wins over his four-year Western Hockey League career. Also posted 17 shutouts and a 2.37 goals-against average.

INTERNATIONAL

- Played for Canada Pacific in the 2012 Under-17 World Hockey Challenge.

PERSONAL

- Owns and runs a barley farm at his home in Alberta.
- Named WBS' 2018-19 AHL Man of the Year for his outstanding contributions to the Northeastern Pa. community. Provided tickets to Big Brothers Big Sisters of the Bridge and met them after every home game.
- Teamed up with Fox's Pizza Den and teammates Teddy Blueger, Sam Lafferty and John Marino to donate 1,000 pizzas to five community centers in Pittsburgh during the Covid-19 pandemic.




2+

NHL SEASONS

CAREER STATISTICS

YEAR	TEAM	LEAGUE	REGULAR SEASON										PLAYOFFS					
			GP	W	L	OTL	MIN	GA	SO	GAA	SV%	GP	W-L	MIN	GA	SO	GAA	SV%
2011-12	Edmonton	WHL	14	8	2	1	718	35	0	2.93	.894	--	--	--	--	--	--	--
	British Columbia	CWG	2	--	--	--	--	--	--	4.32	--	--	--	--	--	--	--	--
	Canada Pacific	WHC-17	2	--	--	--	--	--	--	1.95	--	--	--	--	--	--	--	--
2012-13	Edmonton	WHL	27	18	7	0	1495	40	6	1.61	.936	1	0-0	27	0	0	0.00	1.00
2013-14	Edmonton	WHL	63	44	14	3	3703	138	8	2.24	.914	21	16-5	1261	46	3	2.19	.925
	Edmonton	M-Cup	5	3	2	--	364	17	0	2.80	--	--	--	--	--	--	--	--
2014-15	Edmonton	WHL	55	23	26	6	3216	147	3	2.74	.907	5	1-4	312	15	0	2.88	.896
2015-16	Wilkes-Barre	AHL	33	17	13	3	1943	87	5	2.69	.905	3	1-0	107	4	0	2.24	.902
2016-17	PITTSBURGH	NHL	1	0	1	0	59	3	0	3.05	.880	--	--	--	--	--	--	--
	Wilkes-Barre	AHL	45	28	15	2	2707	97	3	2.15	.925	--	--	--	--	--	--	--
2017-18	PITTSBURGH	NHL	26	14	6	2	1364	63	2	2.77	.908	--	--	--	--	--	--	--
	Wilkes-Barre	AHL	16	9	5	2	963	49	0	3.05	.901	3	0-3	181	10	0	3.31	.894
2018-19	PITTSBURGH	NHL	2	0	1	1	120	7	0	3.50	.887	--	--	--	--	--	--	--
	Wilkes-Barre	AHL	47	23	15	8	2792	124	1	2.66	.915	--	--	--	--	--	--	--
2019-20	PITTSBURGH	NHL	33	20	12	1	1926	78	3	2.43	.921	--	--	--	--	--	--	--
PIT/NHL TOTALS			62	34	20	4	3469	151	5	2.61	.914	--	--	--	--	--	--	--



ADAM JOHNSON

POS

F

HT

6-0

WT

174

SHOOTS

LEFT

SIGNED THROUGH

2019.20

PRONOUNCED | JAWN-suhn, A-duhm

DOB | 6/22/94

BIRTHPLACE | Hibbing, MN



ACQUIRED | Signed as a free agent on July 6, 2017.

CAREER HIGHS

1

GOALS IN A GAME

LAST: [1 time],
10.12.19 at MIN

2

ASSISTS IN A GAME

LAST: [1 time],
03.31.19 vs. CAR

2

POINTS IN A GAME

LAST: [2 times],
10.12.19 at MIN

2

SHOTS ON GOAL

LAST: [3 times],
10.19.19 vs. VGK

2

PENALTY MINUTES

LAST: [1 time],
10.13.19 at WPG

0

GOAL STREAK

LAST: N/A

0

ASSIST STREAK

LAST: N/A

0

POINT STREAK

LAST: N/A

0

HAT TRICKS

LAST: N/A



SOCIAL



| N/A



| N/A

2019.20 HIGHLIGHTS

- Made seven appearances for Pittsburgh, notching two points (1G-1A) in his second-straight season with action in the NHL.
- Scored his first NHL goal while adding an assist in the Penguins win against Minnesota on Oct. 12, 2019. It marked the second multi-point effort of his NHL career.
- Tallied the most assists (24) and third most points (34) on Wilkes-Barre/Scranton while scoring 10 goals in 48 games.

PROFESSIONAL CAREER

- Has played three seasons of pro hockey, mostly with Wilkes-Barre/Scranton of the American Hockey League.
- Totaled 39 goals, 69 assists and 108 points in 185 AHL contests.
- Made his NHL debut with Pittsburgh on March 21, 2019 at Nashville. Recorded his first-career points with a pair of helpers on March 31 vs. Carolina.
- Posted career highs in 2018-19 for goals (18), assists (25), points (43), power-play goals (5) and game-winning goals (4) with Wilkes-Barre/Scranton of the AHL.
- Tallied 11 goals, 20 assists and 31 points in 70 games during his first professional season with WBS in 2017-18.
- Attended the Penguins' 2017 prospect development camp as a free agent before signing with the team.

AMATEUR CAREER

- Played two seasons of college hockey with Minnesota-Duluth of the National Collegiate Hockey Conference. Posted 24 goals and 55 points in 81 career contests.
- Helped Minnesota-Duluth earn a berth in the 2017 NCAA Frozen Four after scoring the OT winner to defeat Boston University, 3-2. The Bulldogs advanced to the championship game before falling to Denver, 3-2.
- Scored 18 goals for Minnesota-Duluth in 2016-17, marking a career high and placing second on the team. The same year he notched a career-high 19 assists.
- Totaled 71 points for Sioux City of the USHL in 2014-15, finishing second in the entire league. Also tallied 31 goals while being named All-USHL First Team.
- Finalist for Minnesota's Mr. Hockey Award, given to the best high school hockey player in the state, in 2012-13 while playing at Hibbing High School.

PERSONAL

- Father, Davey, and uncle, Gary DeGrio, both played four years of collegiate hockey at Minnesota-Duluth. Davey was captain during his senior season in 1980-81.
- Was a six-time letterman in tennis during high school.



R

NHL SEASONS

CAREER STATISTICS

			REGULAR SEASON											PLAYOFFS				
YEAR	TEAM	LEAGUE	GP	G	A	PTS	PIM	+/-	PP	SH	GW	S	GP	G	A	PTS	PIM	
2012-13	Indiana	USHL	6	0	2	2	0	0	0	0	0	6	--	--	--	--	--	
2013-14	Sioux City	USHL	56	15	31	46	25	21	0	1	1	124	8	4	3	7	6	
2014-15	Sioux City	USHL	59	31	40	71	24	25	3	6	7	222	5	1	2	3	2	
2015-16	Minn.-Duluth	NCHC	39	6	12	18	8	-3	2	0	0	95	--	--	--	--	--	
2016-17	Minn.-Duluth	NCHC	42	18	19	37	18	5	7	0	5	133	--	--	--	--	--	
2017-18	Wilkes-Barre	AHL	70	11	20	31	16	5	3	1	1	119	3	1	0	1	0	
2018-19	PITTSBURGH	NHL	6	0	2	2	0	2	0	0	0	3	--	--	--	--	--	
	Wilkes-Barre	AHL	67	18	25	43	27	-5	5	0	4	179	--	--	--	--	--	
2019-20	PITTSBURGH	NHL	7	1	1	2	2	-1	0	0	0	5	--	--	--	--	--	
	Wilkes-Barre	AHL	48	10	24	34	12	-6	1	0	2	111	--	--	--	--	--	
PIT/NHL TOTALS			13	1	3	4	2	1	0	0	0	8	--	--	--	--	--	



JACK JOHNSON

POS

D

HT

6-1

WT

227

SHOOTS

LEFT

SIGNED THROUGH

2022.23

PRONOUNCED | JAWN-suhn, JAK

DOB | 1/13/87

BIRTHPLACE | Indianapolis, IN



ACQUIRED | Signed as an unrestricted free agent on July 1, 2018.

CAREER HIGHS

2

GOALS IN A GAME

LAST: [1 time],
01.02.16 vs. WSH

3

ASSISTS IN A GAME

LAST: [4 times],
03.01.14 vs. FLA

4

POINTS IN A GAME

LAST: [1 time],
02.04.10 vs. ANA (1G-3A)

8

SHOTS ON GOAL

LAST: [1 time],
04.03.12 at ARI

14

PENALTY MINUTES

LAST: [1 time],
12.16.10 at STL

3

GOAL STREAK

LAST:
03.28.15-04.02.15 (3)

5

ASSIST STREAK

LAST:
12.21.10-12.29.10 (5)

6

POINT STREAK

LAST:
12.21.10-12.30.10 (2G-5A)

0

HAT TRICKS

LAST: N/A



SOCIAL



N/A



N/A

PENGUINS HIT LEADERS

2018-20

Jack Johnson	416
Zach Aston-Reese	274
Patric Hornqvist	257
Brandon Tanev	244

PENGUINS BLOCKED SHOT LEADERS

2018-20

Jack Johnson	244
Kris Letang	202
Brian Dumoulin	164
Marcus Pettersson	160

2019.20 HIGHLIGHTS

- Led the team with 97 blocked shots while ranking second in hits at 183.
- Recorded his 300th-career point (assist) on Jan. 16 at Boston - just the fifth defenseman from the 2005 NHL draft class to do so.
- Played in 900th-career NHL game Dec. 12 at Columbus.
- Recorded the first shorthanded goal of his career on Jan. 19 vs. Boston.

PROFESSIONAL CAREER

- Played 13-plus seasons with Los Angeles, Columbus and Pittsburgh, appearing in 937 games from 2007-20.
- Has demonstrated a prolific shot-blocking ability throughout his NHL career. Since 2010-11, he has ranked in the top-three every season on his respective team in blocked shots (team leader seven times). Registered over 100 blocked shots in eight of the past 10 seasons (notched 90 in shortened 2012-13 campaign and 97 in shortened 2019-20 season). Posted 128 or more blocks in seven of the past 10 campaigns. Recorded a career-best 147 blocked shots in 2018-19.
- Recorded a career-best 233 hits, surpassing 200 hits for the first time in his career in 2018-19. He became the sixth Penguin to reach 200 hits since the stat became official in 1997-98. His hit total ranked 13th in the league and first on the team.
- Served as an alternate captain for Columbus from 2012-18. Also wore an "A" for Pittsburgh at times during the 2019-20 season.
- Recorded a career-high 42 points (5G-37A) with the Los Angeles Kings during the 2010-11 season. He finished sixth on the team in points and second in assists.
- Drafted third overall in the 2005 NHL Draft by Jim Rutherford and the Carolina Hurricanes.

AMATEUR CAREER

- Played two seasons of college hockey with the

University of Michigan from 2005-07. Totaled 26 goals, 71 points and 236 penalty minutes in 74 career collegiate games.

- Named CCHA Best Offensive Defenseman and First Team All-CCHA honors in sophomore season. Earned CCHA All-Rookie honors after setting the school freshman record for points by a blueliner (32).
- Attended the famous hockey program at Shattuck-St. Mary's in Faribault, Minnesota in 2002-03 with current teammate Sidney Crosby. Other Shattuck alumni include Zach Parise, Jonathan Toews and Nathan MacKinnon.

INTERNATIONAL

- Represented his home country in several international tournaments, including the Winter Olympics (2010), World Championship (2007, '09, '10, '11), World Cup of Hockey (2016), World Junior Championship (2006, '07) and World Under-18 Junior Championship (2004, '05).
- Won several medals during international play with the United States, most notably a silver medal at the 2010 Winter Olympic Games. Also grabbed bronze (2007 World Championship), gold (2005 World Under-18 Junior Championship) and silver (2004, WJ-18).
- Served as captain of the 2010 and '12 World Championships for Team USA and as an alternate captain at the 2011 World Championship.

PERSONAL

- Born in Indianapolis, Indiana, but grew up in Bloomfield Hills, Michigan, where he played for the Little Caesars Hockey Club.
- Wife, Kelly Quinn, is the sister of former National Football League quarterback Brady Quinn. The couple has three children: Jacklyn, Ty and newborn Thomas (March 4).




13+

NHL SEASONS

CAREER STATISTICS

			REGULAR SEASON											PLAYOFFS					
YEAR	TEAM	LEAGUE	GP	G	A	PTS	PIM	+/-	PP	SH	GW	S	GP	G	A	PTS	PIM		
2002-03	Shattuck	High-MN	48	15	27	42	--	--	--	--	--	--	--	--	--	--	--		
2003-04	United States	WJ-18	6	2	0	2	18	--	--	--	--	--	--	--	--	--	--		
	USNTDP	U17	31	12	9	21	78	--	--	--	--	--	--	--	--	--	--		
	USNTDP	NAHL	29	3	12	15	93	--	--	--	--	--	--	--	--	--	--		
2004-05	United States	WJ-18	6	0	2	2	35	--	--	--	--	--	--	--	--	--	--		
	USNTDP	U18	26	5	9	14	86	--	--	--	--	--	--	--	--	--	--		
	USNTDP	NAHL	12	7	10	17	57	0	1	1	2	--	--	--	--	--	--		
2005-06	Michigan	CCHA	38	10	22	32	149	--	--	--	--	--	--	--	--	--	--		
	United States	WJC	7	1	5	6	45	--	--	--	--	--	--	--	--	--	--		
2006-07	Michigan	CCHA	36	16	23	39	87	--	--	--	--	--	--	--	--	--	--		
	LOS ANGELES	NHL	5	0	0	0	18	-5	0	0	0	5	--	--	--	--	--		
	United States	WJC	7	3	0	3	14	--	--	--	--	--	--	--	--	--	--		
	United States	WC	7	1	0	1	0	--	--	--	--	--	--	--	--	--	--		
	2007-08	LOS ANGELES	NHL	74	3	8	11	76	-19	0	0	0	81	--	--	--	--	--	
2008-09	LOS ANGELES	NHL	41	6	5	11	46	-18	3	0	0	50	--	--	--	--	--		
	United States	WC	9	5	2	7	10	--	--	--	--	--	--	--	--	--	--		
2009-10	LOS ANGELES	NHL	80	8	28	36	48	-15	3	0	0	130	6	0	7	7	6		
	United States	Olympics	6	0	1	1	2	--	--	--	--	--	--	--	--	--	--		
	United States	WC	6	0	3	3	4	--	--	--	--	--	--	--	--	--	--		
2010-11	LOS ANGELES	NHL	82	5	37	42	44	-21	3	0	0	153	6	1	4	5	0		
	United States	WC	7	1	2	3	8	-4	0	0	0	--	--	--	--	--	--		
2011-12	LOS ANGELES	NHL	61	8	16	24	24	-12	5	0	4	120	--	--	--	--	--		
	COLUMBUS	NHL	21	4	10	14	15	5	0	0	1	56	--	--	--	--	--		
2012-13	COLUMBUS	NHL	44	5	14	19	12	-5	3	0	1	96	--	--	--	--	--		
2013-14	COLUMBUS	NHL	82	5	28	33	48	-7	4	0	0	147	6	3	4	7	4		
2014-15	COLUMBUS	NHL	79	8	32	40	44	-13	3	0	1	141	--	--	--	--	--		
2015-16	COLUMBUS	NHL	60	6	8	14	25	-16	3	0	2	86	--	--	--	--	--		
2016-17	COLUMBUS	NHL	82	5	18	23	32	23	1	0	1	116	5	1	1	2	0		
	United States	W-Cup	2	0	0	0	0	-1	--	--	--	--	--	--	--	--	--		
2017-18	COLUMBUS	NHL	77	3	8	11	22	-6	0	0	1	88	--	--	--	--	--		
2018-19	PITTSBURGH	NHL	82	1	12	13	41	-4	1	0	0	86	3	0	0	0	6		
2019-20	PITTSBURGH	NHL	67	3	8	11	26	-1	0	1	0	63	--	--	--	--	--		
NHL TOTALS			937	70	232	302	521	-114	29	1	11	1418	26	5	16	21	16		
PITTSBURGH TOTALS			149	4	20	24	67	-5	1	1	0	149	3	0	0	0	6		



CAREER HIGHS

0

GOALS IN A GAME
LAST: N/A

0

ASSISTS IN A GAME
LAST: N/A

0

POINTS IN A GAME
LAST: N/A

0

SHOTS ON GOAL
LAST: N/A

0

PENALTY MINUTES
LAST: N/A

0

GOAL STREAK
LAST: N/A

0

ASSIST STREAK
LAST: N/A

0

POINT STREAK
LAST: N/A

0

HAT TRICKS
LAST: N/A



PIERRE-OLIVIER JOSEPH

POS

D

HT

6-2

WT

185

SHOOTS

LEFT

SIGNED THROUGH

2021.22

PRONOUNCED | JOH-sehf, PEE-air-oh-LIHV-ee-ay

DOB | 7/1/99

BIRTHPLACE | Laval, QC

ACQUIRED | With Alex Galchenyuk from Arizona for Phil Kessel, Dane Birks and a 2021 4th-round pick on June 29, 2019.

2019.20 HIGHLIGHTS

- Completed his first season of professional hockey with the Wilkes-Barre/Scranton Penguins of the American Hockey League.
- Appeared in 52 games, recording three goals, 14 assists, 17 points and a plus-2.
- His 17 points were tied for second on WBS among defensemen.
- His plus-2 was tied for fourth-best on WBS.
- His lone game-winning goal came in a 2-1 win on Feb. 12, 2020 at Hartford. Joseph scored both goals in the game for WBS.

AMATEUR CAREER

- Originally drafted in the first round (23rd overall) in the 2017 NHL Draft by Arizona.
- Appeared in 235 QMJHL games over four seasons (2015-19), scoring a combined 140 points (29G-111A).
- His 47 points in 2018-19 ranked 11th among QMJHL defensemen while his plus-36 was tied for eighth-best among all QMJHL blueliners.
- Played in 59-career QMJHL playoff games, where he notched 30 points (5G-25A).
- Served as the captain of Charlottetown during the 2017-18 and '18-19 campaigns prior to his mid-season trade to Drummondville.
- Skated in 63 games during the 2017-18 season with Charlottetown, finishing first on the team in assists (33), second in points (46) and fourth in goals (13), all of which were career highs.

PERSONAL

- Older brother, Mathieu, completed his rookie season with the Tampa Bay Lightning in 2018-19, scoring 26 points (13G-13A) in 70 games.

SOCIAL



| N/A



| N/A




R

NHL SEASONS

CAREER STATISTICS

			REGULAR SEASON											PLAYOFFS				
YEAR	TEAM	LEAGUE	GP	G	A	PTS	PIM	+/-	PP	SH	GW	S	GP	G	A	PTS	PIM	
2015-16	Charlottetown	QMJHL	48	1	7	8	30	2	1	0	0	45	12	1	2	3	6	
2016-17	Charlottetown	QMJHL	62	6	33	39	54	14	3	0	1	133	13	1	5	6	12	
2017-18	Charlottetown	QMJHL	63	13	33	46	59	-5	5	0	5	150	18	1	11	12	24	
2018-19	Charlottetown	QMJHL	27	7	18	25	36	8	2	0	1	85	--	--	--	--	--	
	Drummondville	QMJHL	35	2	20	22	26	28	1	0	0	68	16	2	7	9	8	
2019-20	Wilkes-Barre	AHL	52	3	14	17	32	2	0	0	1	82	--	--	--	--	--	



CAREER HIGHS

2

GOALS IN A GAME

LAST: [1 time],
10.13.19 at WPG

2

ASSISTS IN A GAME

LAST: [1 time],
10.12.19 at MIN

3

POINTS IN A GAME

LAST: [1 time],
10.12.19 at MIN (1G-2A)

4

SHOTS ON GOAL

LAST: [3 times],
11.19.19 vs. NYI

5

PENALTY MINUTES

LAST: [1 time],
12.14.19 vs. LAK

2

GOAL STREAK

LAST: [1 time],
10.12.19-10.13.19 [3]

0

ASSIST STREAK

LAST: N/A

2

POINT STREAK

LAST: [3 times],
02.16.20-02.18.20 (1G-1A)

0

HAT TRICKS

LAST: N/A



SOCIAL



| @SamLafferty18



| @sam_lafferty18

SAM LAFFERTY

POS

F

HT

6-1

WT

195

SHOOTS

RIGHT

SIGNED THROUGH

2019.20

PRONOUNCED | LAF-uh-tee, SAM

DOB | 3/6/95

BIRTHPLACE | Hollidaysburg, PA



ACQUIRED | Drafted by Penguins in the 4th round (113th overall) of the 2014 NHL Draft.

HOLLIDAYSBURG, PA

GREW UP IN HOLLIDAYSBURG,
PA - ABOUT 90 MILES EAST OF
PITTSBURGH NEAR ALTOONA.



NHL DEBUT

OCTOBER 8, 2019 VS WPG

FIRST POINTS (1G-2A)

OCTOBER 12, 2019 @ MIN

FIRST 2-GOAL GAME

OCTOBER 13, 2019 @ WPG

2019.20 HIGHLIGHTS

- Played first season in the NHL with Pittsburgh.
- Made NHL debut on Oct. 8 vs. Winnipeg. Became the fifth Pittsburgh-area player to suit up for the Penguins (Ryan Malone, Bill Thomas, Dylan Reese, Nate Guenin).
- Recorded first career assists/points and goal on Oct. 12 at Minnesota. Finished game with three points (1G-2A). The following night he posted his first-career two-goal game at Winnipeg (Oct. 13).
- Appeared in six games with Wilkes-Barre/Scranton of the American Hockey League. Posted three goals in those six games.

PROFESSIONAL CAREER

- Played one season in the NHL with Pittsburgh in 2019-20.
- Played parts of three seasons with Wilkes-Barre/Scranton of the American Hockey League from 2017-20.
- Set career highs in 2018-19 in games played (70), goals (13), assists (36) and points (49).
- Totaled 17 goals, 38 assists and 55 points in 85-career AHL games.

AMATEUR CAREER

- Played four collegiate seasons with Brown University of the Eastern College Athletic Conference.
- Two-time Second Team All-Ivy (2017, '18). Led Brown in scoring in both seasons, with 35 and 22 points, respectively.
- Posted 29 goals, 50 assists and 79 points in 124-career college contests for Brown.
- Served as alternate captain for Brown during junior and senior campaigns.
- Played three years of high school prep hockey for Deerfield Academy in Massachusetts.
- Named to the 2013-14 All New England Team after posting 55 points (21G-34A) for Deerfield.

PERSONAL

- Is a native of Hollidaysburg, Pennsylvania, which is located near Altoona. He played youth hockey for the Altoona Trackers of the Pittsburgh Amateur Hockey League and grew up rooting for the Penguins.
- Had 100-plus people from Hollidaysburg make the trip to see his NHL debut on Oct. 8 vs. Winnipeg.
- Is a scratch golfer who also played on Brown University's varsity golf team before eventually giving it up to concentrate full-time on hockey.
- Graduated Cum Laude from Deerfield.
- Teamed up with Fox's Pizza Den and teammates Tristan Jarry, Teddy Blueger and John Marino to donate 1,000 pizzas to five community centers in Pittsburgh during the Covid-19 pandemic.



1

NHL SEASON

CAREER STATISTICS

YEAR	TEAM	LEAGUE	REGULAR SEASON										PLAYOFFS				
			GP	G	A	PTS	PIM	+/-	PP	SH	GW	S	GP	G	A	PTS	PIM
2011-12	Deerfield	USHS	25	8	8	16	--	--	--	--	--	--	--	--	--	--	--
2012-13	Deerfield	USHS	24	9	15	24	--	--	--	--	--	--	--	--	--	--	--
2013-14	Boston	Minor	11	2	9	11	2	--	--	--	--	--	--	--	--	--	--
	Deerfield	USHS	25	21	34	55	--	--	--	--	--	--	--	--	--	--	--
2014-15	Brown	ECAC	31	4	8	12	16	-9	0	0	1	41	--	--	--	--	--
2015-16	Brown	ECAC	31	4	6	10	4	-7	1	0	1	52	--	--	--	--	--
2016-17	Brown	ECAC	31	13	22	35	32	-2	0	2	0	83	--	--	--	--	--
2017-18	Brown	ECAC	31	8	14	22	34	-10	4	0	2	93	--	--	--	--	--
	Wilkes-Barre	AHL	9	1	2	3	4	0	0	0	0	10	--	--	--	--	--
2018-19	Wilkes-Barre	AHL	70	13	36	49	94	1	3	1	1	166	--	--	--	--	--
2019-20	PITTSBURGH	NHL	50	6	7	13	23	5	0	0	1	56	--	--	--	--	--
	Wilkes-Barre	AHL	6	3	0	3	10	1	2	0	1	13	--	--	--	--	--
PIT/NHL TOTALS			50	6	7	13	23	5	0	0	1	56	--	--	--	--	--



EMIL LARMI

POS

G

HT

6-0

WT

185

CATCHES

LEFT

SIGNED THROUGH

2020.21

PRONOUNCED | LAR-mee, EH-mill

DOB | 9/28/96

BIRTHPLACE | Lahti, Finland



ACQUIRED | Signed as a free agent on June 2, 2019.

60

CAREER HIGHS

0

SHOTS FACED
LAST: N/A

0

SAVES
LAST: N/A

0

SHUTOUTS
LAST:
N/A

0

WIN STREAK
LAST:
N/A

00:00

SHUTOUT STREAK
LAST:
N/A

2019.20 HIGHLIGHTS

- Spent the majority of the 2019-20 campaign split between Pittsburgh's AHL and ECHL affiliates.
- Was called up by Pittsburgh on Jan. 3 to serve as the team's backup in a 3-2 overtime win against the Montreal Canadiens.
- Went 2-3-4 with a 3.55 goals-against average and a .883 save percentage in nine games with the Wilkes-Barre/Scranton Penguins of the American Hockey League.
- Was 4-7-0 with a 3.55 goals-against average, .908 save percentage and one shutout in 11 games with the Wheeling Nailers of the ECHL.

PROFESSIONAL CAREER

- Led HPK to the championship title in Finland's top professional league (Liiga) in 2018-19 after appearing in all 18 playoff games. Went 12-6 with a 1.72 goals-against average, .932 save percentage and two shutouts in the playoffs – both coming in the Final.
- Finished with third-best goals-against average (1.94) and third-most shutouts (4) in the 2018-19 Liiga regular season.
- Was teammates with fellow Penguins prospects Niclas Almari and Valtteri Puustinen on HPK.
- Was the starting goaltender for HPK of the Liiga from 2016-19 before signing with Pittsburgh.
- Notched a 50-44-29 record, 2.07 goals-against average, .931 save percentage and 15 shutouts in his career with HPK.

INTERNATIONAL

- Won a gold medal with Finland at the 2016 World Junior Championship while serving as club's backup goaltender.

SOCIAL



| @emillarmi



| @emillarmi




R

NHL SEASONS

CAREER STATISTICS

YEAR	TEAM	LEAGUE	REGULAR SEASON										PLAYOFFS					
			GP	W	L	OTL	MIN	GA	SO	GAA	SV%	GP	W-L	MIN	GA	SO	GAA	SV%
2013-14	Pelicans	FIN-Jr.	2	--	--	--	--	--	--	5.63	.854	1	--	--	--	--	9.59	.814
2014-15	Pelicans	FIN-Jr.	10	--	--	--	--	--	--	3.06	.892	--	--	--	--	--	--	--
2015-16	Pelicans	FIN-Jr.	4	--	--	--	--	--	--	3.26	.893	--	--	--	--	--	--	--
	Pelicans	Mestis	38	--	--	--	--	--	--	2.68	.916	--	--	--	--	--	--	--
	Finland	WJC	--	--	--	--	--	--	--	--	--	--	--	--	--	--	--	--
2016-17	HPK	Liiga	46	18	15	12	2634	95	6	2.16	.910	7	--	--	--	--	2.11	.936
2017-18	HPK	Liiga	46	18	16	9	2623	100	5	2.29	.918	--	--	--	--	--	--	--
2018-19	HPK	Liiga	36	14	13	8	2011	70	4	1.94	.909	18	--	--	--	2	1.72	.932
2019-20	Wilkes-Barre	AHL	9	2	3	4	525	31	0	3.55	.883	--	--	--	--	--	--	--
	Wheeling	ECHL	11	4	7	0	626	37	1	3.55	.908	--	--	--	--	--	--	--



58

CAREER HIGHS

2

GOALS IN A GAME
LAST: [11 times],
 10.18.19 vs. DAL

5

ASSISTS IN A GAME
LAST: [1 time],
 01.27.15 vs. WPG

5

POINTS IN A GAME
LAST: [1 time],
 01.27.15 vs. WPG (5A)

9

SHOTS ON GOAL
LAST: [3 times],
 02.06.20 at TBL

22

PENALTY MINUTES
LAST: [1 time],
 03.15.15 vs. DET

3

GOAL STREAK
LAST:
 11.27.19-11.30.19 (3)

8

ASSIST STREAK
LAST:
 03.26.16-04.07.16 (10)

8

POINT STREAK
LAST:
 03.26.16-04.07.16 (2G-10A)

0

HAT TRICKS
LAST: N/A



SOCIAL



| @Letang_58



| @kletang_58

KRIS LETANG

POS

D

HT

6-0

WT

201

SHOTS

RIGHT

SIGNED THROUGH

2021.22

PRONOUNCED | leh-TANG, KRIHS

DOB | 4/24/87

BIRTHPLACE | Montreal, QC



ACQUIRED | Drafted by Penguins in the 3rd round (62nd overall) of the 2005 NHL Draft.



NORRIS TROPHY VOTING

2018.19 SEASON

#1	Mark Giordano	CGY
#2	Brent Burns	SJS
#3	Victor Hedman	TBL
#4	John Carlson	WSH
#5	Morgan Rielly	TOR
#6	Kris Letang	PIT

PENGUINS ALL-TIME POINTS LEADERS AMONG DEFENSEMEN

Kris Letang	537
Paul Coffey	440
Ron Stackhouse	343
Randy Carlyle	323
Larry Murphy	301

2019.20 HIGHLIGHTS


- Appeared in his sixth All-Star Game, serving as captain of the Metro Division.
- Surpassed Jaromir Jagr (806) for fourth place on the franchise's all-time games played list on March 8 vs. Carolina, appearing in his 807th contest.
- Skated in his 800th-career NHL game on Feb. 23 at Washington.
- Became the first Penguins defenseman in team history to reach 500 points (Oct. 13 at Winnipeg) and 400 assists (Jan. 14 vs. Minnesota).
- Tied career high with six power-play goals (2013-14).

PROFESSIONAL CAREER

- Three-time Stanley Cup champion owns every single significant team record for a defenseman.
- Tops team annals among defensemen in games played (808), goals (127), assists (410), points (537), playoff games (128), playoff goals (21), playoff assists (58) and playoff points (79).
- Broke three major team records for a defenseman during the 2018-19 season, including points (441, Oct. 6 vs. Montreal), goals (109, Feb. 11 at Philadelphia) and games played (704, Nov. 27 at Winnipeg). Supplanted Hall-of-Famer Paul Coffey for all three marks.
- Scored several clutch playoff goals to help the Penguins win Stanley Cups. Notched the 2016 Stanley Cup-winning goal in Game 6 at San Jose. Scored crucial goal in the 2009 championship run in Game 3 against Washington in the conference semifinals. With the Pens trailing the series 2-0 and playing in overtime, Letang scored the winning tally and Pittsburgh rallied to win the series.
- Has averaged .77 points per game since 2010, the second-best mark among all NHL defensemen in that span (Erik Karlsson, .85).
- Ranks first in career playoff goals (1-21) and second in playoff assists (59) and playoff points (80) among all

active NHL defensemen.

- Finalist for the Norris Trophy (best NHL defenseman) in 2013. Posted 38 points (5G-33A), tying for the most in the league among blueliners (P.K. Subban). Was the only defenseman to average over a point-per-game (1.09) on the season.
- Finalist for the NHL's Bill Masterton Trophy in 2015 for "the player that best exemplifies the qualities of perseverance, sportsmanship and dedication to the game of hockey." Returned from a stroke to enjoy a Norris Trophy-caliber season in 2014-15. Letang still deals with the aftereffects of the stroke to this day.
- Three-time team nominee for the Bill Masterton Trophy (2014, '15, '18) as voted by the Pittsburgh Chapter of Professional Hockey Writers Association. Won the nomination in back-to-back seasons after dealing with the aftereffects of a stroke. Was named in 2018 after recovering from major neck surgery with an extended rehab program.
- Tied Hall-of-Famer Paul Coffey with five 50-point seasons.
- Had his best season in 2015-16, establishing career highs in goals (1-6), assists (51), points (67) and time on ice (26:56). His .94 points-per-game average ranked second in the entire NHL that season (Erik Karlsson, 1.00).
- Is one of only three players chosen in the third round or later in the 2005 NHL Draft who have totaled 400-plus points (Keith Yandle, 573; Letang, 537; Patric Hornqvist, 480).
- Notched five assists in one game on Jan. 27, 2015 vs. Winnipeg. The five helpers are career highs in assists and points in a single game. Was the only defenseman in the NHL to post a five-point game during the 2014-15 season.
- Logged a career-high 35:14 minutes on March 29, 2016 vs. Buffalo. The game was the finale of a stretch that saw Letang average 32:28 minutes in three games in four nights. He skated 29:52 minutes in Detroit on March 26. The following night he played 31:45 minutes,



13+
NHL SEASONS

CAREER STATISTICS

			REGULAR SEASON											PLAYOFFS				
YEAR	TEAM	LEAGUE	GP	G	A	PTS	PIM	+/-	PP	SH	GW	S	GP	G	A	PTS	PIM	
2004-05	Val d'Or	QMJHL	70	13	19	32	79	-16	5	1	3	188	--	--	--	--	--	
	Canada	WJ-18	6	2	2	4	20	4	--	--	--	--	--	--	--	--	--	
2005-06	Val d'Or	QMJHL	60	25	43	68	156	4	13	1	2	289	5	1	5	6	20	
	Canada	WJC	6	1	2	3	2	5	0	0	1	8	--	--	--	--	--	
2006-07	PITTSBURGH	NHL	7	2	0	2	4	-3	2	0	0	8	--	--	--	--	--	
	Val d'Or	QMJHL	40	14	38	52	74	19	5	2	4	171	19	12	19	31	48	
	Canada	WJC	6	0	6	6	12	4	0	0	0	22	--	--	--	--	--	
	Wilkes-Barre	AHL	--	--	--	--	--	--	--	--	--	--	1	0	1	1	2	
2007-08	PITTSBURGH	NHL	63	6	11	17	23	-1	1	0	3	68	16	0	2	2	12	
	Wilkes-Barre	AHL	10	1	6	7	4	0	0	0	0	18	--	--	--	--	--	
2008-09	PITTSBURGH	NHL	74	10	23	33	24	-7	4	1	3	138	23	4	9	13	26	
2009-10	PITTSBURGH	NHL	73	3	24	27	51	1	0	0	0	174	13	5	2	7	6	
2010-11	PITTSBURGH	NHL	82	8	42	50	101	15	4	0	2	236	7	0	4	4	10	
2011-12	PITTSBURGH	NHL	51	10	32	42	34	21	4	1	3	142	6	1	4	5	21	
2012-13	PITTSBURGH	NHL	35	5	33	38	8	16	1	0	1	95	15	3	13	16	8	
2013-14	PITTSBURGH	NHL	37	11	11	22	16	-8	6	0	1	108	13	2	4	6	14	
2014-15	PITTSBURGH	NHL	69	11	43	54	79	12	2	1	1	197	--	--	--	--	--	
2015-16	PITTSBURGH	NHL	71	16	51	67	66	9	5	0	2	218	23	3	12	15	22	
2016-17	PITTSBURGH	NHL	41	5	29	34	32	2	2	0	2	122	--	--	--	--	--	
2017-18	PITTSBURGH	NHL	79	9	42	51	56	-9	4	0	1	222	12	3	8	11	15	
2018-19	PITTSBURGH	NHL	65	16	40	56	48	13	2	1	3	206	4	0	1	1	2	
2019-20	PITTSBURGH	NHL	61	15	29	44	38	0	6	0	2	177	--	--	--	--	--	
PIT/NHL TOTALS			808	127	410	537	580	61	43	4	24	2111	132	21	59	80	136	



2018 | *Letang has surpassed his idol Paul Coffey to own every single significant Penguins franchise record for a defenseman.*



2012 | *Letang has played in six NHL All-Star Games and was overwhelmingly voted into the 2012 contest in Carolina via fan balloting despite being a write-in candidate.*



2016 | *Letang celebrated with the city of Pittsburgh after playing a huge role in helping the Penguins win the Stanley Cup in 2016.*

including a 3:32-minute shift in overtime before setting up the Pens' game-winning goal at NY Rangers on March 27.

- Has scored 24 shootout goals in his career, the most-ever by an NHL defenseman (Kevin Shattenkirk, 14). Letang's 24 tallies are second-most in team history (Sidney Crosby, 39). Letang also has 14 game-deciding shootout goals in his career.
- Played in six NHL All-Star Games. Served as team captain for the Metro in the 2020 edition.
- Was twice voted to play in the All-Star Game via fan ballot. Despite being a write-in candidate in 2012 he received 477,960 votes, the second-most in the entire league behind teammate Sidney Crosby.
- Played in the NHL's YoungStars Game in 2009 in his native Montreal.
- Made his NHL debut at 19 years old on Oct. 5, 2006 against Philadelphia. Scored his first-career NHL goal on Oct. 12 at Madison Square Garden against Henrik Lundqvist.

AMATEUR CAREER

- Played three seasons for Val d'Or of the Quebec Major Junior Hockey League.
- Won the Emile "Butch" Bouchard Trophy as the QMJHL's top defenseman, the Paul Dumont Trophy as the best personality, Kevin Lowe Trophy as the top defensive defenseman and was selected a QMJHL First-Team All-Star in 2007.

INTERNATIONAL CAREER

- Played in two World Junior Championships and one World Under-18 Junior Championship for Canada.
- Won two gold medals with Canada at the World Junior Championship (2006, '07).
- Served as captain for the 2007 WJC squad.

PERSONAL

- Grew up a Montreal Canadiens fan. Wishes he could have met legendary Canadian Hall of Famer Maurice "Rocket" Richard.
- Favorite player growing up was Pavel Bure.
- Married, Catherine, with two children, Alexander and Victoria.
- Lives in Boucherville, Quebec during the offseason, which is minutes away from Sainte-Julie, the Montreal suburb where he grew up. Works out with trainer Jonathan Chaimberg at Adrenaline Performance Center.
- Has a Labrador Retriever dog named Buddha.

3

2009
2016
2017



STANLEY CUP

FRANCHISE LEADER AMONG DEFENSEMEN IN

GAMES PLAYED – 808

GOALS – 127

ASSISTS – 410

POINTS – 537

PLAYOFF GAMES – 132

PLAYOFF GOALS – 21

PLAYOFF ASSISTS – 59

PLAYOFF POINTS – 80

NHL NOMINEE

NORRIS TROPHY | 2013

BILL MASTERTON TROPHY | 2015

.77

POINTS PER GAME

SINCE 2010

2ND-BEST AMONG
NHL DEFENSEMEN

537

POINTS

127

GOALS

410

ASSISTS

CAREER REGULAR-SEASON STATISTICS



SECOND TEAM NHL ALL-STAR

2013 | 2016

67


CAREER-HIGH

POINT TOTAL
2015.16



NHL ALL-STAR GAME SELECTIONS

KRIS LETANG



CAREER HIGHS

3

GOALS IN A GAME
LAST: [12 times],
01.30.18 vs. SJS

5

ASSISTS IN A GAME
LAST: [1 time],
01.20.07 vs. TOR

5

POINTS IN A GAME
LAST: [8 times],
11.27.19 vs. VAN (2G-3A)

12

SHOTS ON GOAL
LAST: [3 times],
11.12.11 at CAR

16

PENALTY MINUTES
LAST: [1 time],
12.02.14 vs. NJD

6

GOAL STREAK
LAST:
01.13.12-01.22.12 (9)

13

ASSIST STREAK
LAST: [3 times],
10.16.08-11.15.08 (21)

15

POINT STREAK
LAST:
01.16.10-03.04.10 (9G-15A)

12

HAT TRICKS
LAST: 01.30.18
vs. SJS



SOCIAL



@emalkin71geno



@e.malkin71geno

EVGENI MALKIN

POS

C

HT

6-3

WT

195

SHOOTS

LEFT

SIGNED THROUGH

2021.22

PRONOUNCED | MAHL-kih-n, ehv-GEH-nee

DOB | 7/31/86

BIRTHPLACE | Magnitogorsk, Russia



ACQUIRED | Drafted by Penguins in the 1st round (2nd overall) of the 2004 NHL Draft.



RUSSIAN-BORN PLAYERS IN NHL HISTORY WITH 3 STANLEY CUP CHAMPIONSHIPS

Evgeni Malkin 2009, 2016, 2017

Igor Larionov 1997, 1998, 2002

Sergei Fedorov 1997, 1998, 2002

Sergei Brylin 1995, 2000, 2003

PENGUINS ALL-TIME POINTS LEADERS

Mario Lemieux 1723

Sidney Crosby 1263

Jaromir Jagr 1079

Evgeni Malkin 1076

Rick Kehoe 636

2019.20 HIGHLIGHTS

- Notched 12th-career 20-goal season (25) and 11th 70-point (74) campaign. His 12 20-goal campaigns are tied for the most in team history.
- Notched 642nd assist on Jan. 12 at Arizona, moving into third place on the team's all-time list.
- Recorded his 400th-career goal on Dec. 17 vs. Calgary.
- Appeared in his 900th-career game on Feb. 26 at Los Angeles.

PROFESSIONAL CAREER

- Generational star is a three-time Stanley Cup champion and two-time NHL scoring champion.
- Winner of six individual NHL awards, which includes one MVP (Hart – 2012), two NHL scoring titles (Art Ross – 2009, '12), one outstanding player award as voted by his peers (Ted Lindsay – 2012), one NHL playoff MVP (Conn Smythe – 2009) and one NHL rookie of the year (Calder – 2007).
- His three Stanley Cups are tied for the most-ever by a Russian-born player (Igor Larionov, Sergei Fedorov, Sergei Brylin).
- Twice led the NHL in playoff scoring (36 points, 2009; 28 points, 2017). His 165 playoff points ranks third in team history (Sidney Crosby, 185; Mario Lemieux, 172).
- Was awarded the Conn Smythe (playoff MVP) after posting a league-best 36 points (14G-22A) to help the Pens win the 2009 Stanley Cup. Was the fourth-youngest Conn Smythe winner at 22 years, 10 months. Won both the regular-season and playoff scoring titles, joining Mario Lemieux, Wayne Gretzky, Guy Lafleur and Phil Esposito as the only NHL players to do so since the 1967 NHL Expansion.
- Perhaps his finest NHL moment came in Game 2 of the 2009 Eastern Conference Final against the Carolina Hurricanes when he recorded his first-career playoff hat trick and four-point night. His hat trick marker came on a faceoff play dubbed "The Geno" in which the center wins a forward faceoff in the offensive zone. Malkin retrieved the puck, carried around the net and scored on a spinning, backhand shot into the top corner.
- Became the 88th player in NHL history to reach 1,000 career points with an assist on March 12, 2019 against Washington.
- His 1,076-career points are the third-most by a Russian-born player in NHL history (Alex Ovechkin, 1,278; Sergei Fedorov, 1,179).
- Notched 658 points (258G-400A) since the 2011-12 season, the fifth-most in the NHL during that nine-year span.
- Has run off two 15-game scoring streaks during his career, most recently from Jan. 16 to March 4, 2010 for 23 points (9G-14A). Also hit 15 games from Oct. 23 to Nov. 22, 2007 for 22 points (7G-15A). His 13-game assist streak (21 total) from Oct. 16-Nov. 15, 2008 is the third-longest in team history.
- Named the January 2018 First Star after notching a league-best 12 goals and 19 points in 12 games. Also the November 2013 NHL First Star after leading the league with 21 assists and 25 points. The 21 helpers were the most for a player in a single month since Wayne Gretzky (21, Jan. 1996).
- Named the Second Star for the month of October in 2018 after posting 19 points (6G-13A) to tie for the second-most in the NHL.
- Played 254 consecutive games from his NHL debut on Oct. 18, 2006 to Oct. 30, 2009, a streak that ranks sixth in team history.
- Beat Hall-of-Fame goaltender Martin Brodeur for first NHL goal in his first NHL game on Oct. 18, 2006 against the New Jersey Devils at Mellon Arena. Went on to score a goal in each of his first six games (seven total), becoming the first player in 89 years to accomplish that feat.
- Suited up for his hometown team, Magnitogorsk Metallurg, in the Russian Super League/Kontinental Hockey League from 2003-06 and during 2012-13 NHL work stoppage. Finished third in the KHL scoring race with 65 points (23G-42A) despite playing just 37 games



14

NHL SEASONS

CAREER STATISTICS

			REGULAR SEASON											PLAYOFFS				
YEAR	TEAM	LEAGUE	GP	G	A	PTS	PIM	+/-	PP	SH	GW	S	GP	G	A	PTS	PIM	
2002-03	Russia	WJ-18	6	5	4	9	2	11	0	0	1	18	--	--	--	--	--	
2003-04	Magnitogorsk	RUS	34	3	9	12	12	11	--	--	--	--	--	--	--	--	--	
	Russia	WJC	6	1	4	5	0	2	0	0	1	9	--	--	--	--	--	
	Russia	WJ-18	6	4	4	8	31	4	1	0	0	4	--	--	--	--	--	
2004-05	Magnitogorsk	RUS	52	12	20	32	24	21	--	--	--	--	5	0	4	4	0	
	Russia	WC	9	0	4	4	8	6	0	0	0	14	--	--	--	--	--	
	Russia	WJC	6	3	7	10	16	0	1	0	0	22	--	--	--	--	--	
2005-06	Magnitogorsk	RUS	46	21	26	47	46	28	--	--	--	--	11	5	10	15	41	
	Russia	Olympics	7	2	4	6	31	5	0	1	0	17	--	--	--	--	--	
	Russia	WC	7	3	6	9	6	7	0	1	0	20	--	--	--	--	--	
	Russia	WJC	6	4	6	10	12	5	3	0	1	26	--	--	--	--	--	
2006-07	PITTSBURGH	NHL	78	33	52	85	80	2	16	0	6	242	5	0	4	4	8	
	Russia	WC	9	5	5	10	6	5	2	0	0	33	--	--	--	--	--	
2007-08	PITTSBURGH	NHL	82	47	59	106	78	16	17	0	5	272	20	10	12	22	24	
2008-09	PITTSBURGH	NHL	82	35	78*	113*	80	17	14	2	4	290	24	14	22*	36*	51	
2009-10	PITTSBURGH	NHL	67	28	49	77	100	-6	13	2	7	268	13	5	6	11	6	
	Russia	Olympics	4	3	3	6	0	0	2	0	1	17	--	--	--	--	--	
	Russia	WC	5	5	2	7	10	6	--	--	--	--	--	--	--	--	--	
2010-11	PITTSBURGH	NHL	43	15	22	37	18	-4	5	0	3	182	--	--	--	--	--	
2011-12	PITTSBURGH	NHL	75	50	59	109*	70	18	12	0	9	339*	6	3	5	8	6	
	Russia	WC	10	11	8	19	4	16	5	0	2	47	--	--	--	--	--	
	2012-13	PITTSBURGH	NHL	31	9	24	33	36	5	4	0	3	99	15	4	12	16	26
	Magnitogorsk	KHL	37	23	42	65	58	23	--	--	--	--	--	--	--	--	--	
2013-14	PITTSBURGH	NHL	60	23	49	72	62	10	7	0	3	191	13	6	8	14	8	
	Russia	Olympics	5	1	2	3	2	2	0	0	0	20	--	--	--	--	--	
	Russia	WC	4	2	1	3	2	0	2	0	1	9	--	--	--	--	--	
2014-15	PITTSBURGH	NHL	69	28	42	70	60	-2	9	0	4	212	5	0	0	0	0	
	Russia	WC	9	5	5	10	8	8	1	0	1	17	--	--	--	--	--	
2015-16	PITTSBURGH	NHL	57	27	31	58	65	1	11	0	6	162	23	6	12	18	18	
2016-17	PITTSBURGH	NHL	62	33	39	72	77	18	11	0	6	191	25	10	18	28*	53*	
	Russia	WCH	4	1	2	3	2	4	0	0	0	6	--	--	--	--	--	
2017-18	PITTSBURGH	NHL	78	42	56	98	87	16	14	0	7	239	9	4	4	8	16	
2018-19	PITTSBURGH	NHL	68	21	51	72	89	-25	9	0	5	187	4	1	2	3	6	
	Russia	WC	10	1	5	6	4	4	--	--	--	--	--	--	--	--	--	
2019-20	PITTSBURGH	NHL	55	25	49	74	58	7	7	0	5	171	--	--	--	--	--	
PIT/NHL TOTALS			907	416	660	1076	960	73	149	4	73	3045	162	63	105	168	222	

*NHL LEADER



2004 | The Penguins landed a generational talent when they drafted Malkin with the No. 2 overall pick.

during that shortened 2012-13 season.


- Made his professional debut with Magnitogorsk in 2003 at 17 years old.

INTERNATIONAL

- Has represented Russia in several international tournaments, including three Olympic Winter Games (2006, '10, '14), eight World Championships (2005, '06, '07, '10, '12, '14, '15, '19), three World Junior Championships (2004, '05, '06), two World Under-18 Junior Championships (2003, '04) and one World Cup of Hockey (2016).
- Won a gold medal, tournament MVP and Top Forward at the 2012 World Championship. Recorded 19 points (11G-8A), a Team Russia WC scoring record.
- Won a bronze medal in the 2019 World Championship.

PERSONAL

- Lived with fellow Russian and former All-Star defenseman Sergei Gonchar and his family during his first two years in the NHL. When Malkin won the Hart Trophy (NHL MVP) in 2012 he dedicated the award to Gonchar.
- Is one of the biggest sports stars on social media thanks to Twitter and Instagram accounts that boast over two million combined followers. Some of his most popular posts are of him catching large fish, swimming with whale sharks, candid shots of him alongside Sidney Crosby, at sporting events and with his family.
- Parents, Vladimir and Natalia, are scoreboard sensations at PPG Paints Arena and fan favorites whenever they come to visit Evgeni during the season and playoffs. He credits his mom's borscht for his hockey success in the postseason.
- An avid soccer and billiards player. Also enjoys watching tennis, NBA basketball and the Pittsburgh Steelers.
- Purchased a suite for every Penguins home game that is donated to various charities and children's groups throughout western Pennsylvania with the help of the Penguins Foundation.
- Married, Anna, with a son, Nikita.



2010 | Malkin has proudly represented his native Russia in numerous international tournaments, including the 2010 Winter Olympics in Vancouver.

- Made a monetary donation to the Ronald McDonald House of Pittsburgh during the Covid-19 pandemic, enabling RMH to fulfill its entire pantry wish list and provide games for family entertainment.



2012 | Malkin won a trifecta of hardware after a spectacular 2011-12 season, capturing the Art Ross Trophy, Hart Trophy and Ted Lindsay Award.

3

2009
2016
2017



STANLEY CUP

1

2009



CONN SMYTHE

1

2007



CALDER TROPHY

1

2012



TED LINDSAY AWARD

2

2009
2012



ART ROSS TROPHY

1

2012



HART TROPHY

3rd

ALL-TIME RUSSIAN
SCORING LEADER

IN NHL HISTORY

FIRST
TEAM NHL
ALL-STAR

2008 | 2009 | 2012

50

GOAL
SEASON

2011.12



TEAM MVP



NHL ALL-STAR GAME SELECTIONS

#2

DRAFT
PICK

OVERALL IN 2004

1076

POINTS


416

GOALS

660

ASSISTS

CAREER REGULAR-SEASON STATISTICS



EVGENI MALKIN



6

CAREER HIGHS

1

GOALS IN A GAME
LAST: [6 times],
03.03.20 vs. OTT

2

ASSISTS IN A GAME
LAST: [2 times],
01.10.20 at COL

2

POINTS IN A GAME
LAST: [4 times],
01.10.20 at COL (2A)

5

SHOTS ON GOAL
LAST: [2 times],
12.10.19 vs. MTL

2

PENALTY MINUTES
LAST: [10 times],
02.02.20 at WSH

0

GOAL STREAK
LAST: N/A

3

ASSIST STREAK
LAST: [3 times],
01.05.20-01.10.20 (4)

6

POINT STREAK
LAST: [1 time],
11.16.19-11.27.19 (IG-6A)

0

HAT TRICKS
LAST: N/A



SOCIAL



N/A



@john.marino97

JOHN MARINO

POS

D

HT

6-1

WT

181

SHOOTS

RIGHT

SIGNED THROUGH

2020-21

PRONOUNCED | mah-REE-no, JAHN

DOB | 5/21/97

BIRTHPLACE | North Easton, MA



ACQUIRED | From Edmonton for a conditional 2021 sixth-round pick on July 26, 2019.

PENGUINS ROOKIE DEFENSEMEN 6+ GAME POINT STREAKS

PENGUINS HISTORY

Randy Boyle	7 GP
John Marino	6 GP
Jack Lynch	6 GP
Zarley Zalapski	6 GP

NHL POINT LEADERS AMONG ROOKIE DEFENSEMEN | 2019-20

VAN	Quinn Hughes	53 points
COL	Cale Makar	50 points
NYR	Adam Fox	42 points
PIT	John Marino	26 points

2019-20 HIGHLIGHTS

- Completed rookie NHL season after making the club out of training camp.
- Finished year tied for first on the team with a plus-17.
- Finished fourth among all NHL rookie defensemen in scoring with 26 points. Became seventh rookie blueliner in team history to record 20 assists and 26 points.
- Posted a six-game point streak (IG06A) from Nov. 16-27, tied for the longest point streak by a rookie.
- Missed 11 games with facial bone fractures after being hit by a shot on Feb. 6 at Tampa Bay. Scored a goal on his first shift in return on March 3 vs. Ottawa.
- Scored first-career goal in his first game played in hometown Boston on Nov. 4 in front of friends and family. Exited the penalty box and scored on a breakaway.
- Made his NHL debut on Oct. 8 vs. Winnipeg. Posted first NHL point (assist) on Oct. 26 vs. Dallas.
- Acquired by Pittsburgh in the offseason. Was originally drafted by Edmonton in the sixth round (154th overall) of the 2015 NHL Draft.

AMATEUR CAREER

- Played three seasons of collegiate hockey at Harvard University of the ECAC Conference. Tallied seven goals, 35 assists and 42 points in 101-career games.
- Named a finalist for ECAC Best Defensive Defenseman in 2017-18. Recorded two goals, 14 assists and a team-high plus-21 (third overall rating in ECAC) in 33 games.
- Was a combined plus-41 in his first two seasons of collegiate action.
- Recorded 15 points (2G-13A) in 35 games during the 2016-17 campaign, helping the Crimson to an ECAC Championship.
- Was named to the NCAA All-Ivy League Second Team following the 2016-17 season.
- Notched an assist in Harvard's Beanpot Championship

win over Boston University in 2017.


- Was teammates with fellow rookie defenseman standout, Adam Fox of the New York Rangers, for all three seasons at Harvard.
- Played one season with the Tri-City Storm of the USHL in 2015-16, where he finished second among team defensemen in goals (5), assists (25) and points (30) in 56 games.
- Suited up for 11 playoff games for Tri-City in 2016, picking up two assists en route to Tri City's Clark Cup Championship.

INTERNATIONAL

- Won a bronze medal with the United States at the 2015 World Junior A Challenge. Recorded two assists in five games during the tournament.

PERSONAL

- Twin brother, Paul III, was born with bowed legs. As a cure, doctors suggested ice skating. That's how John and Paul III began skating and playing hockey.
- Played on same youth team as Penguins scout Kevin Stevens' son, Luke. Stevens even coached John at a young age. Stevens lobbied the Penguins on acquiring John.
- Teamed up with Fox's Pizza Den and teammates Tristan Jarry, Sam Lafferty and Teddy Blueger to donate 1,000 pizzas to five community centers in Pittsburgh during the Covid-19 pandemic.




R

NHL SEASONS

CAREER STATISTICS

YEAR	TEAM	LEAGUE	REGULAR SEASON											PLAYOFFS				
			GP	G	A	PTS	PIM	+/-	PP	SH	GW	S	GP	G	A	PTS	PIM	
2015-16	Tri-City	USHL	56	5	25	30	43	5	3	0	2	71	11	0	2	2	6	
2016-17	Harvard	ECAC	35	2	13	15	24	20	--	--	--	--	--	--	--	--	--	
2017-18	Harvard	ECAC	33	2	14	16	10	21	--	--	--	--	--	--	--	--	--	
2018-19	Harvard	ECAC	33	3	8	11	20	-3	--	--	--	--	--	--	--	--	--	
2019-20	PITTSBURGH	NHL	56	6	20	26	20	17	1	0	0	61	--	--	--	--	--	
PIT/NHL TOTALS			56	6	20	26	20	17	1	0	0	61	--	--	--	--	--	



12

CAREER HIGHS

4

GOALS IN A GAME

LAST: [1 time],
01.23.17 at COL

4

ASSISTS IN A GAME

LAST: [1 time],
02.10.06 vs. DAL

4

POINTS IN A GAME

LAST: [9 times],
01.23.17 at COL (4G)

12

SHOTS ON GOAL

LAST: [1 time],
03.31.11 vs. DAL

15

PENALTY MINUTES

LAST: [1 time],
10.04.99 vs. CHI

6

GOAL STREAK

LAST: [1 time],
03.30.02-04.10.02 (9)

7

ASSIST STREAK

LAST: [1 time],
12.02.05-12.18.05 (13)

9

POINT STREAK

LAST: [1 time],
10.17.09-11.04.09 (6G-10A)

5

HAT TRICKS

LAST: 01.23.17 at
COL (4)

SOCIAL



N/A



N/A

PATRICK MARLEAU

POS

F

HT

6-2

WT

215

SHOOTS

LEFT

SIGNED THROUGH

2019-20

PRONOUNCED | mahr-LOH, PAT-rihk

DOB | 9/15/79

BIRTHPLACE | Aneroid, SK



ACQUIRED | From San Jose for a conditional 2021 third-round pick on Feb. 24, 2020.

1 OF 14 PLAYERS IN NHL HISTORY
TO PLAY IN 4 DIFFERENT
DECADES | ACTIVE PLAYERS

Patrick Marleau 1990s, 2000s, 2010s, 2020s

Joe Thornton 1990s, 2000s, 2010s, 2020s

Zdeno Chara 1990s, 2000s, 2010s, 2020s

NHL ALL-TIME GAMES
PLAYED LEADERS

Gordie Howe 1767

Mark Messier 1756

Jaromir Jagr 1733

Ron Francis 1731

Patrick Marleau 1723

2019.20 HIGHLIGHTS

- Made his Penguins debut on Feb. 26 at Los Angeles. Scored his first goal as a Penguin on March 8 vs. Carolina, passing Mike Modano for 25th place on the NHL's all-time goals list at 562.
- Began his 22nd career NHL season with San Jose (20th with the Sharks). Acquired by Penguins at trade deadline.

PROFESSIONAL CAREER

- Played 22 years in the NHL with San Jose, Toronto and Pittsburgh.
- Has appeared in over 1,700 regular-season games (1,723) while notching 562 goals, 626 assists and 1,188 points. Totaled 109 game-winning goals in his career, tied for seventh-most in NHL history.
- Ranks fifth in NHL history with 1,723 regular-season games played. Trails Ron Francis (1,731) by eight games. He is only 44 games behind the NHL's all-time leader Gordie Howe (1,767).
- Played in nearly 200 playoff games (191), including the 2016 Stanley Cup Final against Pittsburgh.
- Served as San Jose's captain for five seasons (2003-09) and alternate captain with San Jose (2002-03, 2009-16) and Toronto (2017-19).
- Has an active consecutive games played streak of 854, the fifth-longest streak in NHL history.
- Three-time NHL All-Star (2004, '07, '09).
- Has hit the 30-goal mark on seven occasions, including a career-best 44 in 2009-10. Also posted 15 20-goal campaigns.
- Was the second-overall pick (San Jose) at the 1997 NHL Draft held at Pittsburgh's Civic Arena.
- Holds San Jose franchise records in goals (518), power-play goals (161), shorthanded goals (17), game-winning goals (101), points (1,102) and shots (3,899).
- Posted his 1,000th-career point with an assist on Nov. 21, 2015 at Pittsburgh. Notched 500th-career goal Feb. 2,

2017 at Vancouver.

- Appeared in 1,700th NHL game on Jan. 14, 2020 at Arizona. Was the youngest player in NHL history to reach 1,000 games with one organization on Jan. 17, 2011 at Phoenix.
- Scored four goals in the third period at Colorado on Jan. 23, 2017 to become the oldest player in NHL history to post four goals in a single period.
- Two-time finalist for the NHL's Lady Byng Memorial Trophy in 2007 and '14.

AMATEUR CAREER

- Played two seasons with Seattle of the Western Hockey League from 1995-97.
- Totaled 83 goals, 116 assists and 199 points in 143 career games.
- Recorded 51 goals and 125 points in 1996-97, finishing second in WHL Player of the Year voting. Was named CHL Second All-Star Team and WHL Eastern Conference First All-Star Team in 1996-97.

INTERNATIONAL CAREER

- Winner of two Olympic gold medals (2010, '14) with Canada.
- Also represented Canada at four World Championships: 1999, '01, '03, '05. Won a gold medal at the '03 tournament and silver in '05.
- Was also a member of Canada's gold-medal winning World Cup of Hockey squad in 2004, but did not appear in a game during the tournament.

PERSONAL


- Married, Christina, with four boys, Jagger, Brody, Landon and Caleb.
- Became a Penguins fan at the age of 11 after watching Pittsburgh win the Stanley Cup in 1991. Adopted the Penguins as his favorite team and Mario Lemieux as his favorite player, despite growing up in Saskatchewan.

22

NHL SEASONS

CAREER STATISTICS

			REGULAR SEASON											PLAYOFFS				
YEAR	TEAM	LEAGUE	GP	G	A	PTS	PIM	+/-	PP	SH	GW	S	GP	G	A	PTS	PIM	
1993-94	Swift Current	SMHL	53	72	95	167	--	--	--	--	--	--	--	--	--	--	--	
1994-95	Swift Current	SMHL	31	30	22	52	18	--	--	--	--	--	--	--	--	--	--	
1995-96	Seattle	WHL	72	32	42	74	22	--	--	--	--	--	5	3	4	7	4	
1996-97	Seattle	WHL	71	51	74	125	37	--	--	--	--	--	15	7	16	23	12	
1997-98	SAN JOSE	NHL	74	13	19	32	14	5	1	0	2	90	5	0	1	1	0	
1998-99	SAN JOSE	NHL	81	21	24	45	24	10	4	0	4	134	6	2	1	3	4	
	Canada	WC	7	1	2	3	0	--	--	--	--	--	--	--	--	--	--	
1999-00	SAN JOSE	NHL	81	17	23	40	36	-9	3	0	3	161	5	1	1	2	2	
2000-01	SAN JOSE	NHL	81	25	27	52	22	7	5	0	6	146	6	2	0	2	4	
	Canada	WC	7	2	3	5	4	--	--	--	--	--	--	--	--	--	--	
2001-02	SAN JOSE	NHL	79	21	23	44	40	9	3	0	5	121	12	6	5	11	6	
2002-03	SAN JOSE	NHL	82	28	29	57	33	-10	8	1	3	172	--	--	--	--	--	
	Canada	WC	9	0	4	4	4	--	--	--	--	--	--	--	--	--	--	
2003-04	SAN JOSE	NHL	80	28	29	57	24	-5	9	0	5	220	17	8	4	12	6	
	Canada	WCH	--	--	--	--	--	--	--	--	--	--	--	--	--	--	--	
2004-05	Canada	WC	9	2	2	4	4	--	--	--	--	--	--	--	--	--	--	
2005-06	SAN JOSE	NHL	82	34	52	86	26	-12	20	1	4	260	11	9	5	14	8	
2006-07	SAN JOSE	NHL	77	32	46	78	33	9	14	0	9	180	11	3	3	6	2	
2007-08	SAN JOSE	NHL	78	19	29	48	33	-19	7	0	2	185	13	4	4	8	2	
2008-09	SAN JOSE	NHL	76	38	33	71	18	16	11	5	10	251	6	2	1	3	8	
2009-10	SAN JOSE	NHL	82	44	39	83	22	21	12	4	6	274	14	8	5	13	8	
	Canada	Olympics	7	2	3	5	0	--	--	--	--	--	--	--	--	--	--	
2010-11	SAN JOSE	NHL	82	37	36	73	16	-3	11	2	9	279	18	7	6	13	9	
2011-12	SAN JOSE	NHL	82	30	34	64	26	10	10	0	8	251	5	0	0	0	4	
2012-13	SAN JOSE	NHL	48	17	14	31	24	-2	6	1	3	150	11	5	3	8	2	
2013-14	SAN JOSE	NHL	82	33	37	70	18	0	11	2	4	285	7	3	4	7	2	
	Canada	Olympics	6	0	4	4	2	3	0	0	0	14	--	--	--	--	--	
2014-15	SAN JOSE	NHL	82	19	38	57	12	-17	7	0	4	233	--	--	--	--	--	
2015-16	SAN JOSE	NHL	82	25	23	48	10	-22	11	1	5	216	24	5	8	13	8	
2016-17	SAN JOSE	NHL	82	27	19	46	28	4	7	0	6	190	6	3	1	4	0	
2017-18	TORONTO	NHL	82	27	20	47	16	1	5	0	5	203	7	4	1	5	4	
2018-19	TORONTO	NHL	82	16	21	37	28	-6	4	0	3	161	7	0	2	2	2	
2019-20	SAN JOSE	NHL	58	10	10	20	12	-5	1	0	3	101	--	--	--	--	--	
	PITTSBURGH	NHL	8	1	1	2	2	0	0	0	0	16	--	--	--	--	--	
NHL TOTALS			1723	562	626	1188	517	-18	170	17	109	4279	191	72	55	127	81	
PITTSBURGH TOTALS			8	1	1	2	2	0	0	0	0	16	--	--	--	--	--	



19

CAREER HIGHS

2

GOALS IN A GAME

LAST: (5 times),
10.05.19 vs. CBJ

2

ASSISTS IN A GAME

LAST: (5 times),
11.07.19 at NYI

3

POINTS IN A GAME

LAST: (3 times),
11.07.19 at NYI (1G-2A)

9

SHOTS ON GOAL

LAST: (1 time),
11.25.19 vs. CGY

7

PENALTY MINUTES

LAST: (1 time),
02.16.19 vs. CGY

3

GOAL STREAK

LAST:
01.10.20-01.14.20 (3)

3

ASSIST STREAK

LAST:
11.04.19-11.09.19 (4)

4

POINT STREAK

LAST:
11.04.19-11.12.19 (2G-4A)

0

HAT TRICKS

LAST: N/A



SOCIAL



@jaredmccann19



@jaredmccann

JARED McCANN

POS

F

HT

6-1

WT

185

SHOOTS

LEFT

SIGNED THROUGH

2019.20

PRONOUNCED | muh-KAN, JAIR-uhd

DOB | 5/31/96

BIRTHPLACE | Stratford, ON



ACQUIRED | From Florida with Nick Bjugstad for Derick Brassard, Riley Sheahan, a 2019 2nd-round pick and two 2019 4th-round picks on Feb. 1, 2019.

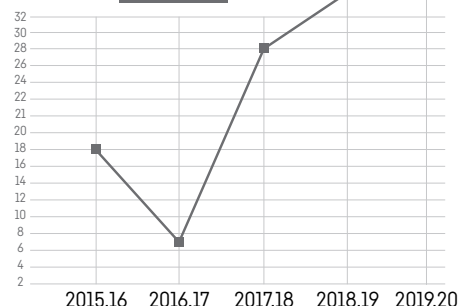
PENGUINS
SHORTHANDED GOAL
LEADERS

SINCE MCCANN'S ACQUISITION

Jared McCann	3
Bryan Rust	2
Brandon Tanev	2
5 Players	1

POINTS

BY YEAR POINTS



2019.20 HIGHLIGHTS

- Posted career highs with 21 assists and 35 points (tied).
- Scored second-career overtime goal on Jan. 10 at Colorado.
- Posted a career-high four-game point streak from Nov. 4-12, totaling six points (2G-4A).

PROFESSIONAL CAREER

- Played five professional seasons split between Vancouver, Florida and Pittsburgh.
- Was acquired by the Penguins – along with Florida Panthers teammate Nick Bjugstad – on Feb. 1, 2019. Both players made their Penguins debuts that night against Ottawa after a lengthy travel day that included a private jet and police escort. They arrived minutes before puck drop and played without taking warmup.
- Set new career highs in goals (19) and points (35) with Florida and Pittsburgh in 2018-19. Notched 11 goals in 32 games with Pittsburgh following the acquisition, including a team-best three shorthanded tallies to finish the season.
- Split time with Florida and their American Hockey League affiliate Springfield during the 2016-17 season, finishing seventh in points (25) for Springfield.
- Led all Vancouver rookies in goals (9) during his first professional campaign in 2015-16.
- Selected in the first round (24th overall) by the Vancouver Canucks in the 2014 NHL Draft.

AMATEUR CAREER

- Played three seasons of junior hockey with Sault Ste. Marie of the Ontario Hockey League from 2012-15. Played alongside current teammate Matt Murray for his first two seasons.
- Totaled 187 points (82G-105A) in 184-career OHL games.
- Named to the OHL All-Rookie Second Team in 2012-13

after totaling 21 goals, 23 assists and 44 points in 64 games.

- Drafted fourth overall by Sault Ste. Marie in the 2012 OHL Priority Selection Draft.

INTERNATIONAL CAREER

- Won a silver medal with Team Canada at the 2019 World Championship, registering two goals and three assists in 10 games.
- Won a bronze medal with Team Canada at the 2014 World Under-18 Junior Championship, notching one goal and two assists in seven games. Also won gold at the Ivan Hlinka Memorial Tournament.

PERSONAL

- When McCann turned 18, he got a tattoo in honor of his mother, Erin, who has battled multiple sclerosis for 40 years. Erin was diagnosed at 18 years of age.
- Born and raised on a farm in Stratford, Ontario.
- Has a Corgi puppy named Cheddar, whose name came from the television show Brooklyn Nine-Nine.



5

NHL SEASONS

CAREER STATISTICS

			REGULAR SEASON											PLAYOFFS					
YEAR	TEAM	LEAGUE	GP	G	A	PTS	PIM	+/-	PP	SH	GW	S	GP	G	A	PTS	PIM		
2012-13	Sault Ste. Marie	OHL	64	21	23	44	35	-6	4	2	4	--	1	0	0	0	0		
2013-14	Sault Ste. Marie	OHL	64	27	35	62	51	9	9	1	3	--	9	2	5	7	4		
	Canada	WJ-18	7	1	2	3	6	2	0	0	0	17	--	--	--	--	--		
2014-15	Sault Ste. Marie	OHL	56	34	47	81	27	30	10	2	4	--	14	6	10	16	12		
2015-16	VANCOUVER	NHL	69	9	9	18	32	-6	1	0	1	106	--	--	--	--	--		
2016-17	FLORIDA	NHL	29	1	6	7	4	-1	0	0	0	44	--	--	--	--	--		
	Springfield	AHL	42	11	14	25	55	5	5	0	3	91	--	--	--	--	--		
2017-18	FLORIDA	NHL	68	9	19	28	30	11	1	0	4	143	--	--	--	--	--		
2018-19	FLORIDA	NHL	46	8	10	18	18	-9	1	1	1	78	--	--	--	--	--		
	PITTSBURGH	NHL	32	11	6	17	13	8	0	3	1	72	3	0	1	1	0		
	Canada	WC	10	2	3	5	8	6	0	0	0	11	--	--	--	--	--		
2019-20	PITTSBURGH	NHL	66	14	21	35	17	6	2	0	4	150	--	--	--	--	--		
NHL TOTALS			310	52	71	123	114	9	5	4	11	593	3	0	1	1	0		
PITTSBURGH TOTALS			98	25	27	52	30	14	2	3	5	222	3	0	1	1	0		



SAM MILETIC

POS

F

HT

6-0

WT

197

SHOOTS

LEFT

SIGNED THROUGH

2019.20

PRONOUNCED | MIHL-uh-tihk, SAM

DOB | 5/4/97

BIRTHPLACE | Detroit, MI



ACQUIRED | Signed as a free agent on Sept. 25, 2017.

42

CAREER HIGHS

0

GOALS IN A GAME
LAST: N/A

0

ASSISTS IN A GAME
LAST: N/A

0

POINTS IN A GAME
LAST: N/A

0

SHOTS ON GOAL
LAST: N/A

0

PENALTY MINUTES
LAST: N/A

0

GOAL STREAK
LAST: N/A

0

ASSIST STREAK
LAST: N/A

0

POINT STREAK
LAST: N/A

0

HAT TRICKS
LAST: N/A

2019.20 HIGHLIGHTS

- Completed his second season of professional hockey with the Wilkes-Barre/Scranton Penguins of the American Hockey League, finishing with 32 points (9G-23A) in 62 games.
- Was named to the 2020 AHL All-Star Classic and represented the Atlantic Division, recording three points (1G-2A) in four games.
- His 62 games played ranked first on WBS and established a new career high. Also had a career-best three power-play goals on the year.

PROFESSIONAL CAREER

- Completed first full season of pro hockey with Wilkes-Barre/Scranton in 2018-19, where he posted 12 goals and 35 points despite appearing in only 49 games.
- Earned a pro contract after attending Penguins prospect development camp as a free-agent invitee in 2017.

AMATEUR CAREER

- Played three seasons in the Ontario Hockey League with London and Niagara from 2015-18.
- Collected 76 goals, 161 points and a plus-61 in 163-career OHL games.
- Posted back-to-back 30-goal seasons in 2016-17 (37) and '17-18 (36) in the OHL.
- Played one season with Green Bay of the USHL, notching 27 points.
- Appeared in 2015 USHL/NHL Top Prospects Game, scoring one goal.
- Played at the prestigious Cranbrook-Kingswood Upper School in Bloomfield Hills, Michigan for three seasons.
- Totaled 127 points (59G-68A) in 62 games (2.05 points per game) in high school.
- Tallied 36 goals and 79 points in 26 games (3.04 points per game) during senior campaign with Cranbrook-Kingswood.

INTERNATIONAL

- Won a gold medal at the Five Nations Tournament in 2014 with the United States.


SOCIAL



| N/A



| @samiletic



CAREER STATISTICS

NHL SEASONS

YEAR	TEAM	LEAGUE	REGULAR SEASON										PLAYOFFS				
			GP	G	A	PTS	PIM	+/-	PP	SH	GW	S	GP	G	A	PTS	PIM
2011-12	Cranbrook	USHS	25	13	15	28	0	--	--	--	--	--	--	--	--	--	--
2012-13	Cranbrook	USHS	11	10	10	20	4	--	--	--	--	--	--	--	--	--	--
2013-14	Cranbrook	USHS	26	36	43	79	28	--	--	--	--	--	--	--	--	--	--
	United States	5N	5	2	2	4	--	--	--	--	--	--	--	--	--	--	--
2014-15	Green Bay	USHL	58	12	15	27	20	-15	3	1	2	104	--	--	--	--	--
2015-16	London	OHL	35	3	11	14	13	6	0	0	1	49	--	--	--	--	--
2016-17	London	OHL	65	37	18	55	23	31	10	2	8	205	12	0	1	1	2
2017-18	London	OHL	35	16	38	54	12	21	2	2	2	132	--	--	--	--	--
	Niagara	OHL	28	20	18	38	12	3	6	0	2	113	10	4	8	12	8
2018-19	Wilkes-Barre	AHL	49	12	23	35	14	14	1	1	2	97	--	--	--	--	--
2019-20	Wilkes-Barre	AHL	62	9	23	32	12	-9	3	0	0	108	--	--	--	--	--



30

CAREER HIGHS

51 SHOTS FACED
LAST: [1 time],
02.11.19 at PHI

50 SAVES
LAST: [1 time],
02.11.19 at PHI

11 SHUTOUTS
LAST:
10.26.19 at DAL (25)

9 WIN STREAK
LAST:
12.15.18-01.11.19

117:54

SHUTOUT STREAK
LAST:
01.02.19-01.08.19

SOCIAL



| N/A



| @matt30murray

MATT MURRAY

POS

G

HT

6-4

WT

178

CATCHES

LEFT

SIGNED THROUGH

2019.20

PRONOUNCED | MUHR-ee, MAT

DOB | 5/25/94

BIRTHPLACE | Thunder Bay, ON



ACQUIRED | Drafted by Penguins in the 3rd round (83rd overall) of the 2012 NHL Draft.



MOST PLAYOFF WINS

SINCE 2015.16

WSH	Braden Holtby	32
SJS	Martin Jones	32
NSH	Pekka Rinne	30
PIT	Matt Murray	28
VGK	Marc-Andre Fleury	25

NHL ALL-TIME ROOKIE
PLAYOFF WIN LEADERS

SINGLE PLAYOFF SEASON

STL	Jordan Binnington	16 [2019]
PIT	Matt Murray	15 [2016]
MTL	Patrick Roy	15 [1986]
CAR	Cam Ward	15 [2006]
PHI	Ron Hextall	15 [1987]

2019.20 HIGHLIGHTS

- Recorded his fourth-straight 20-win season.
- Reached 199-career games played, ranking fifth in franchise history for goalies.
- Won his 100th-career game on Oct. 12 at Minnesota. Became the seventh-fastest goalie (tied) in NHL history to reach the mark (166 games).
- Tied Les Binkley for third-most shutouts (11) in franchise history with a 25-save blanking vs. Dallas on Oct. 26.

PROFESSIONAL CAREER

- Won back-to-back Stanley Cup championships as a rookie goaltender by the age of 23.
- Posted 15 postseason wins during Pittsburgh's 2016 Stanley Cup run, tying a then-NHL rookie record with Patrick Roy, Cam Ward and Ron Hextall (surpassed by Jordan Binnington, 2019).
- One of five rookie goaltenders in NHL history to lead a club to a Stanley Cup title (Ken Dryden, Patrick Roy, Cam Ward, Jordan Binnington).
- Second rookie goalie in NHL history to start in multiple Stanley Cup Finals (2016, '17; Jacques Plante, 3, 1953-55).
- First rookie goalie to earn a series win against the Presidents' Trophy-winning team (Washington, 2016, Second Round) since Calgary's Mike Vernon (Edmonton, 1986, Division Final).
- Third goalie in NHL history to reach double digits in postseason wins before regular-season wins (Ken Dryden, 1971; Mike Vernon, 1986).
- Won his second consecutive Stanley Cup in 2017 with back-to-back shutouts in Games 5 and 6 against Nashville, stopping all 51 shots against.
- One of nine goaltenders in NHL history to record three consecutive shutouts in the playoffs. Started with back-to-back blankings in Games 5 and 6 of the 2017 Stanley Cup Final against Nashville, and followed with a shutout in Game 1 of the 2018 First Round against Philadelphia. Set a club record shutout sequence of 225:49 minutes.
- Posted 25 playoff wins in his first 36 career games played to become the fastest goalie in NHL history to reach the mark, besting Grant Fuhr, Patrick Roy, Gerry Cheevers, Terry Sawchuk and Bill Durnan (all at 37).
- Made his NHL playoff debut in 2016 First Round Game 3 vs. NY Rangers at Madison Square Garden. Led the Pens to three-straight victories and the series win. Became the first Pens rookie goalie to post a playoff shutout and youngest in team history to start a playoff game (21 years, 330 days) in Game 3.
- Has 117-career regular-season wins, ranking fourth in franchise history.
- Set a career-best winning streak of nine games from Dec. 15, 2018 to Jan. 11, 2019. Posted a 1.55 goals-against average, .953 save percentage and two shutouts during that span.
- From Feb. 23, 2019 to the final game of the regular season he started 20 of 21 games, going 11-4-5. That included a career-long 11-straight starts from March 16 to April 6.
- Owens the team record for wins by a rookie (32, 2016-17). Was named to NHL's All-Rookie Team.
- Has recorded 27 or more wins in each of his three full seasons in the NHL (does not include shortened 2019-20 season).
- Played parts of two seasons with Wilkes-Barre/Scranton of the American Hockey League, winning Goaltender of the Year (2015), Rookie of the Year (2015), First Team All-Star (2015) and Second Team All-Star (2016). Won the Harry "Hap" Holmes Award (with Jeff Zatkoff) for the team that boasted the lowest goals-against average in 2014-15.
- Rewrote every American Hockey League goalie record with Wilkes-Barre/Scranton in 2014-15. Named AHL Goaltender of the Year and AHL Rookie of the Year after



4+

NHL SEASONS

CAREER STATISTICS

			REGULAR SEASON									PLAYOFFS						
YEAR	TEAM	LEAGUE	GP	W	L	OTL	MIN	GA	SO	GAA	SV%	GP	W-L	MIN	GA	SO	GAA	SV%
2010-11	Sault Ste Marie	OHL	28	8	11	3	1377	87	1	3.79	.887	--	--	--	--	--	--	--
2011-12	Sault Ste Marie	OHL	36	13	19	1	1912	130	0	4.08	.876	--	--	--	--	--	--	--
	Canada	WJ-18	7	4	3	0	420	19	0	2.72	.910	--	--	--	--	--	--	--
2012-13	Sault Ste Marie	OHL	53	26	19	4	2910	178	1	3.67	.894	6	2-4	381	17	1	2.67	.910
2013-14	Sault Ste Marie	OHL	49	32	11	6	2984	128	6	2.57	.921	9	4-5	547	24	1	2.63	.915
	Wilkes-Barre	AHL	1	0	1	0	60	2	0	2.00	.920	1	0-0	20	0	0	.00	1.00
2014-15	Wilkes-Barre	AHL	40	25	10	3	2321	61	12+	1.58+	.941	8	4-4	456	18	1	2.37	.923
2015-16	PITTSBURGH	NHL	13	9	2	1	749	25	1	2.00	.930	21	15*-6	1267	44	1	2.08	.923
	Wilkes-Barre	AHL	31	20	9	1	1827	64	4	2.10	.931	--	--	--	--	--	--	--
2016-17	PITTSBURGH	NHL	49	32	10	4	2766	111	4	2.41	.923	11	7-3	669	19	3*	1.70*	.937*
	N. America	WCH	2	1	1	0	95	5	0	3.16	.886	--	--	--	--	--	--	--
2017-18	PITTSBURGH	NHL	49	27	16	3	2733	133	1	2.92	.907	12	6-6	716	29	2	2.43	.908
2018-19	PITTSBURGH	NHL	50	29	14	6	2880	129	4	2.69	.919	4	0-4	239	12	0	3.01	.906
	Canada	WC	7	5	2	0	418	14	1	2.01	.926	--	--	--	--	--	--	--
2019-20	PITTSBURGH	NHL	38	20	11	5	2238	107	1	2.87	.899	--	--	--	--	--	--	--
PIT/NHL TOTALS			199	117	53	19	11366	505	11	2.67	.914	48	28-19	2891	104	6	2.16	.921

*AHL LEADER

*NHL LEADER



2018 | Murray hosted kids and staff members from the Ward Home as part of his Saves MATter program during the 2018-19 season.

leading the league in shutouts (12), goals-against average (1.58), save percentage (.941) and a league-record shutout sequence of 304:11 minutes. His 12 shutouts are an AHL rookie record.

- Set AHL record shutout streak of 304:11 minutes from Feb. 8 to March 8, 2015 – a calendar month.
- Is only the second rookie in past 20 years to win AHL Goalie of the Year.

AMATEUR CAREER

- Played four seasons with Sault Ste. Marie of the Ontario Hockey League.
- Set personal best marks in 2013-14 with 32 wins, a .921 save percentage and six shutouts.
- Sault Ste. Marie teammate of current Penguin Jared McCann.

INTERNATIONAL CAREER

- Represented Canada at the 2019 World Championship and 2012 World Under-18 Junior Championship.
- Earned a silver medal at 2019 World Championship for Canada after posting a 5-2 record, 2.01 goals-against average and .926 save percentage with one shutout.
- Played for Team North America at the 2016 World Cup of Hockey. The team was comprised of the best American and Canadian players under the age of 23.

PERSONAL

- Married his wife, Christina, in the summer of 2019. They eloped at their offseason lake house in Muskoka, Ontario, with their two Newfoundland dogs Beckham and Leo serving as the ringbearers.
- The couple is expecting their first child, a daughter, in January 2021.
- Has numerous tattoos, including Teddy Roosevelt's speech "The Man In The Arena," angel wings for his dad and the years '16 and '17 for the Penguins' back-to-back Stanley Cup championships.



2016 | Murray kissed the Stanley Cup after becoming the fourth rookie goaltender in NHL history to lead his team to a title.



2018 | Murray made 26 saves to blank the Flyers in Game 1 of the 2018 First Round and earn his third consecutive playoff shutout.

- Launched Saves MATter – a charity that benefits the Ward Home in Pittsburgh and Children's Aid Services (CAS) and Dilico in his hometown of Thunder Bay. Donated \$30 for every save in the regular season (split between the two cities). Donated \$43,950 (which came to \$73,950 with the Penguins Foundation adding an additional \$30,000) in the 2018-19 season. Started the program in memory of his late father, James, who worked as a lawyer for vulnerable children and at-risk youth.
- Elected to be the Penguins ambassador for Hockey Is For Everyone in support of the NHL's commitment to diversity and inclusion in hockey.

2

2016
2017



STANLEY CUP

225:49

PLAYOFF SHUTOUT STREAK

FRANCHISE RECORD

INCLUDES BACK-TO-BACK SHUTOUTS IN 2017
STANLEY CUP FINAL

2nd

ROOKIE GOALIE
TO LEAD NHL
CLUB TO
BACK-TO-BACK
STANLEY CUP
TITLES

117

WINS

.914

SAVE PERCENTAGE

2.67

GOALS-AGAINST AVERAGE

11

SHUTOUTS

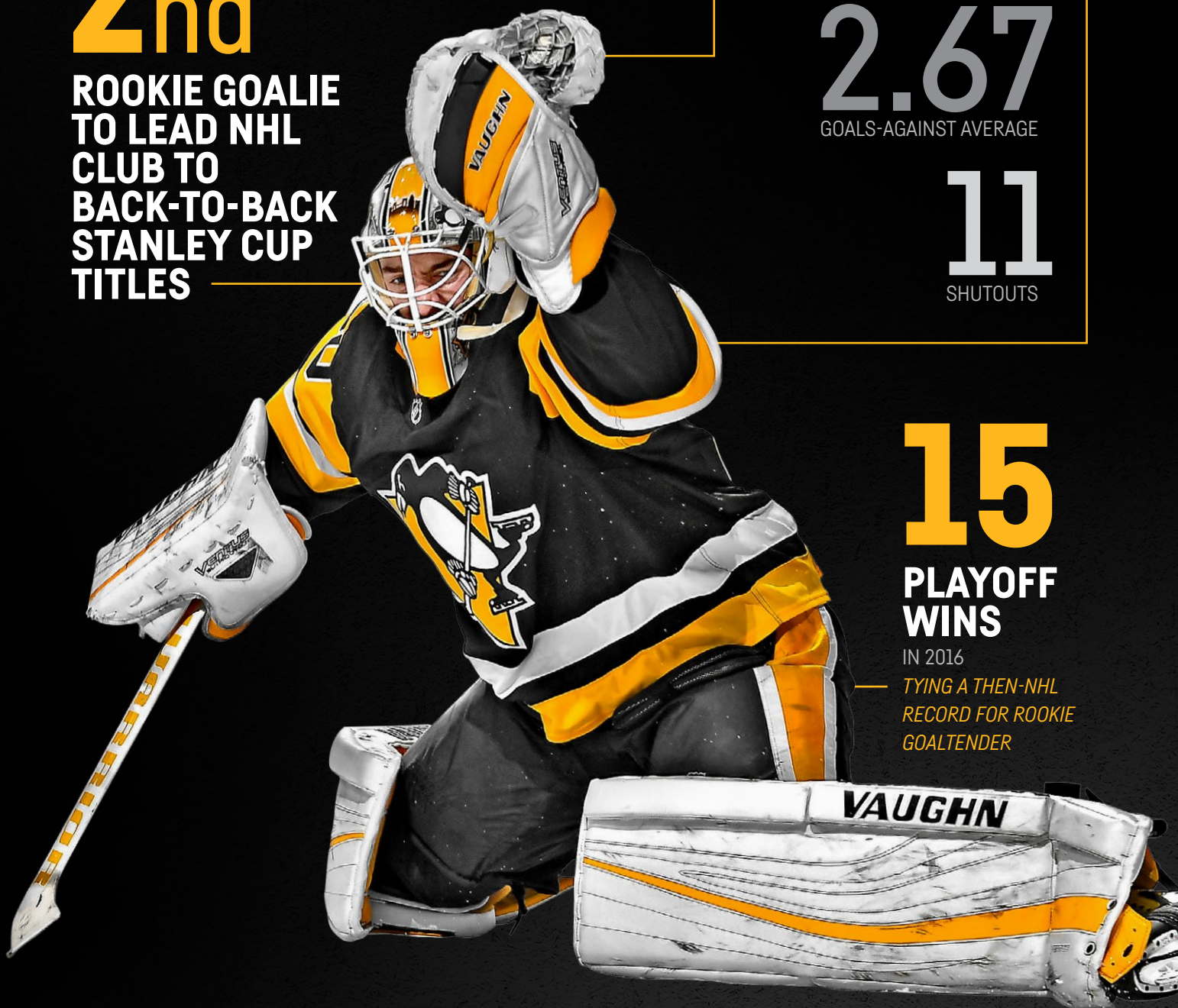
CAREER REGULAR-SEASON STATISTICS

15


PLAYOFF
WINS

IN 2016

— TYING A THEN-NHL
RECORD FOR ROOKIE
GOALTENDER



MATT MURRAY



28

CAREER HIGHS

1

GOALS IN A GAME
LAST: [5 times],
03.05.20 at BUF

2

ASSISTS IN A GAME
LAST: [5 times],
02.28.20 at ANA

2

POINTS IN A GAME
LAST: [6 times],
02.28.20 at ANA (2A)

5

SHOTS ON GOAL
LAST: [1 time],
03.29.19 vs. NSH

10

PENALTY MINUTES
LAST: [1 time],
02.21.19 vs. SJS

0

GOAL STREAK
LAST: N/A

5

ASSIST STREAK
LAST:
01.02.19-01.11.19 [6]

5

POINT STREAK
LAST:
01.02.19-01.11.19 [6A]

0

HAT TRICKS
LAST: N/A



SOCIAL



| @mpettersson16



| @mackanp

MARCUS PETTERSSON

POS

D

HT

6-3

WT

177

SHOOTS

LEFT

SIGNED THROUGH

2024.25

PRONOUNCED | PEH-tuhr-suhn, MAHR-kuhs

DOB | 5/8/96

BIRTHPLACE | Skelleftea, Sweden



ACQUIRED | From Anaheim for Daniel Sprong on Dec. 3, 2018.

84 GAMES PLAYED

IN 2018.19

BECAME JUST THE 11TH
PLAYER SINCE 1995.96 TO PLAY
IN 84 CONTESTS

1995.96 THE NHL SWITCHED TO AN 82-GAME FORMAT

NHL POINT LEADERS
AMONG ROOKIE
DEFENSEMEN | 2018.19

BUF Rasmus Dahlin 44 points

DAL Miro Heiskanen 33 points

PIT Marcus Pettersson 25 points

2019.20 HIGHLIGHTS

- Completed first full season with Pittsburgh.
- Played 100th-career game with the Penguins on Jan. 7 at Vegas.
- Signed a five-year contract extension on Jan. 28. The deal begins in the 2020-21 season and runs through 2024-25.
- Was one of two Penguins (Teddy Blueger) to play in all 69 regular-season games.

PROFESSIONAL CAREER

- Has played two-plus NHL seasons with Anaheim and Pittsburgh.
- Established new career highs in games played (84), goals (2), assists (23), points (25) and plus/minus (+17) in 2018-19. His 25 points and plus-17 both ranked third in the NHL among rookie defensemen.
- Became just the 11th player since 1995-96 (when the NHL switched to an 82-game format) to play in 84 contests.
- Before joining Pittsburgh, played 49 games over parts of two seasons with the Anaheim Ducks, where he recorded 10 points (1G-9A) and was plus-9.
- Scored his first NHL goal on March 4, 2018 vs. Chicago on Anton Forsberg.
- Before coming to North America in 2017, Pettersson played four seasons of professional hockey in the Swedish Hockey League (SHL) for his native Skelleftea. Recorded 16 points (4G-12A) and was plus-15 in 111 games.
- Helped lead Skelleftea to the SHL's best regular-season record in 2015-16 (33-11-4-4). They would reach the SHL Final before falling, 4-1, to Frolunda.
- Is one of just 10 skaters from the 2014 NHL Draft chosen after the first round to appear in 150+ games.

INTERNATIONAL CAREER

- Represented Sweden multiple times at the international level, including the World Championship (2019), World Junior Championship (2016), World Under-18 Junior Championship (2014) and the World Under-17 Hockey Challenge (2013).
- Won a gold medal at the World Under-17 Hockey Challenge in 2013.

PERSONAL

- Got his first pair of skates when he was 4 years old and began playing organized hockey a few years later.
- Idolized Peter Forsberg while he was growing up.
- Pettersson's father, Daniel, played professional hockey in the Swedish Hockey League.
- Has an Australian Shepard dog named Polly.
- Is an educated carpenter.
- Teamed up with Fox's Pizza Den and teammates Bryan Rust and Zach Aston-Reese to donate 500 pizzas to community centers during Covid-19 pandemic.




2+

NHL SEASONS

CAREER STATISTICS

			REGULAR SEASON											PLAYOFFS				
YEAR	TEAM	LEAGUE	GP	G	A	PTS	PIM	+/-	PP	SH	GW	S	GP	G	A	PTS	PIM	
2012-13	Skelleftea	SWE-Jr.	37	4	8	12	16	4	--	--	--	--	2	0	0	0	0	
	Sweden	U17	6	0	0	0	4	--	--	--	--	--	--	--	--	--	--	
2013-14	Skelleftea	SWE-Jr.	38	4	14	18	38	4	--	--	--	--	2	0	0	0	2	
	Skelleftea	SHL	10	0	0	0	2	2	--	--	--	--	--	--	--	--	--	
2014-15	Sweden	WJ-18	7	1	0	1	2	1	0	0	0	8	--	--	--	--	--	
	Skelleftea	SWE-Jr.	20	2	8	10	20	-4	--	--	--	--	1	0	0	0	2	
	Skelleftea	SHL	14	0	0	0	0	-1	--	--	--	--	--	--	--	--	--	
	Vita Hasten	SWE-2	10	2	2	4	16	5	--	--	--	--	9	1	2	3	8	
2015-16	Skelleftea	SWE-Jr.	3	1	3	4	4	4	--	--	--	--	--	--	--	--	--	
	Skelleftea	SHL	46	2	5	7	10	17	--	--	--	--	8	0	0	0	0	
	Sweden	WJC	7	0	4	4	6	0	0	0	0	10	--	--	--	--	--	
2016-17	Skelleftea	SHL	41	2	7	9	49	-3	--	--	--	--	--	--	--	--	--	
2017-18	ANAHEIM	NHL	22	1	3	4	6	5	0	0	0	16	4	0	0	0	2	
	San Diego	AHL	44	0	14	14	22	7	0	0	0	78	--	--	--	--	--	
2018-19	ANAHEIM	NHL	27	0	6	6	17	4	0	0	0	15	--	--	--	--	--	
	PITTSBURGH	NHL	57	2	17	19	49	13	1	0	0	72	4	0	1	1	4	
	Sweden	WC	8	0	1	1	4	4	--	--	--	--	--	--	--	--	--	
2019-20	PITTSBURGH	NHL	69	2	20	22	35	9	0	0	0	79	--	--	--	--	--	
NHL TOTALS			175	5	46	51	107	31	1	0	0	182	8	0	1	1	6	
PITTSBURGH TOTALS			126	4	37	41	84	22	1	0	0	151	4	0	1	1	6	



CAREER HIGHS

0

GOALS IN A GAME
LAST: N/A

0

ASSISTS IN A GAME
LAST: N/A

0

POINTS IN A GAME
LAST: N/A

0

SHOTS ON GOAL
LAST: N/A

0

PENALTY MINUTES
LAST: N/A

0

GOAL STREAK
LAST: N/A

0

ASSIST STREAK
LAST: N/A

0

POINT STREAK
LAST: N/A

0

HAT TRICKS
LAST: N/A



SOCIAL



| @poulin_sam



| @sam.poulin

SAM POULIN

POS

F

HT

6-1

WT

208

SHOOTS

LEFT

SIGNED THROUGH

2021-22

PRONOUNCED |

DOB | 2/25/01

BIRTHPLACE | Blainville, QC



ACQUIRED | Drafted by Penguins in 1st round (21st overall) of 2019 NHL Draft.

QMJHL POINT LEADERS

| 2019-20 Season

1	Alexis Lafreniere	RIM	2.15
2	Felix Robert	SHE	2.00
3	Alexander Khovanov	MON	1.94
4	Egor Sokolov	CAP	1.77
5	Dmitry Zavgorodniy	RIM	1.68
6	Sam Poulin	SHE	1.67

FRANCHISE RECORD

SET A SHERBROOKE SINGLE-GAME FRANCHISE RECORD FOR ASSISTS AND POINTS WHEN HE TALLIED **EIGHT POINTS** (2G-6A) IN A 9-4 PHOENIX WIN ON OCTOBER 20, 2019.

2019-20 HIGHLIGHTS

- Completed his third season in the QMJHL with the Sherbrooke Phoenix, helping the Phoenix to the league's best record [51-8-3-1].
- Was named captain for the 2019-20 campaign, where he established career highs in goals [32] and points [77] in just 46 games.
- His 77 points ranked 14th in the QMJHL while his 1.67 points-per-game average was sixth-best.
- Set a Sherbrooke single-game franchise record for assists and points when he tallied eight points (2G-6A) in a 9-4 Phoenix win over Shawinigan on Oct. 20, 2019.
- Was named QMJHL Player of the Week three times during the 2019-20 campaign.

AMATEUR CAREER

- Has compiled 198 points (77G-121A) in 168 games over his three-year career with Sherbrooke.
- His 198 points are the third-most in Sherbrooke history.
- Finished eighth in assists [29] and tied for 11th in points [45] among all QMJHL rookies while playing for Sherbrooke during the 2017-18 season.
- Selected by Sherbrooke with the second overall pick in the 2017 QMJHL Entry Draft.

INTERNATIONAL

- Was invited to Team Canada's 2020 National Junior Team Sport Chek Summer Development Camp, set for July 27-31, 2020.
- Represented his home country at the 2019 World Under-18 Championship, recording one goal and one assist while skating in all seven games for Team Canada.

PERSONAL

- His father, Patrick Poulin, appeared in 634 career NHL games with Hartford, Chicago, Tampa Bay and Montreal from 1991-2002.
- His godfather is former Penguins goaltender Jocelyn Thibault.




R

NHL SEASONS

CAREER STATISTICS

YEAR	TEAM	LEAGUE	REGULAR SEASON										PLAYOFFS				
			GP	G	A	PTS	PIM	+/-	PP	SH	GW	S	GP	G	A	PTS	PIM
2017-18	Sherbrooke	QMJHL	55	16	29	45	42	13	4	0	0	169	11	5	1	6	6
	Canada	WHC-17	6	0	3	3	0	--	--	--	--	--	--	--	--	--	--
2018-19	Sherbrooke	QMJHL	67	29	47	76	46	8	8	0	2	253	10	8	6	14	4
	Canada	WJ-18	7	1	1	2	2	-1	--	--	--	--	--	--	--	--	--
2019-20	Sherbrooke	QMJHL	46	32	45	77	47	45	7	2	4	208	--	--	--	--	--



JUUSO RIIKOLA

POS	HT	WT	SHOOTS	SIGNED THROUGH
D	6-0	189	LEFT	2019.20

PRONOUNCED | REE-koh-la, YOO-soh

DOB | 11/9/93 BIRTHPLACE | Joensuu, Finland 

ACQUIRED | Signed as a free agent on May 18, 2018.

CAREER HIGHS

1 GOALS IN A GAME
LAST: [3 times],
12.27.19 at NSH

2 ASSISTS IN A GAME
LAST: [1 time],
12.28.19 vs. NSH

2 POINTS IN A GAME
LAST: [2 times],
12.28.19 vs. NSH (2A)

4 SHOTS ON GOAL
LAST: [1 time],
11.07.19 at NYI

2 PENALTY MINUTES
LAST: [8 times],
02.08.20 at FLA

0 GOAL STREAK
LAST: N/A

2 ASSIST STREAK
LAST: [1 time],
12.27.19-12.28.19 [3]

2 POINT STREAK
LAST: [1 time],
12.27.19-12.28.19 (1G-3A)

0 HAT TRICKS
LAST: N/A



SOCIAL



| N/A



| @juusori

FIRST GAME

OCTOBER 11, 2018 VS VGK

FIRST POINT (A)

NOVEMBER 28, 2018 @ COL

FIRST GOAL

DECEMBER 29, 2018 @ STL

CAREER HIGHS SET

2019.20 SEASON

ASSISTS

POINTS

6

7

2019.20 HIGHLIGHTS

- Played second NHL season.
- Set career highs in assists (6) and points (7) despite playing in only 36 games.
- Scored first-career even-strength goal on Dec. 27 at Nashville. His previous two goals scored were both on the power play.
- Recorded first multi-point game with two points (1G-1A) and posted a career-high plus-4 on Dec. 27 at Nashville.
- Played four games at forward due to various injuries.

PROFESSIONAL CAREER

- Played two seasons with Pittsburgh in the NHL.
- Appeared in 37 NHL games during his rookie campaign in 2018-19 with Pittsburgh. The Penguins were 22-10-5 with him in the lineup.
- Made his NHL debut on Oct. 11, 2018 vs. Vegas. Recorded first NHL point (assist) on Nov. 28, 2018 vs. Colorado. Scored his first NHL goal on Dec. 29, 2018 vs. St. Louis (PPG/GWG).
- Recorded two assists in five games for the Penguins' American Hockey League affiliate Wilkes-Barre/Scranton in 2018-19.
- Prior to joining Pittsburgh, Riihola played parts of six seasons (2012-18) for KalPa of Finland's SM-liiga, where he totaled 26 goals, 63 assists and 89 points in 283 career regular-season games.
- Served as an alternate captain for KalPa for three seasons (2015-2018).
- Helped KalPa advance to Finland's championship series in 2017 after notching seven points (1G-6A) and a plus-7 in 18 postseason contests.
- Made his pro debut with KalPa in 2012 when he was only 19 years old.

INTERNATIONAL CAREER

- Represented Finland at the World Championship (2018)

and World Junior Championship (2013).

PERSONAL

- Older brother, Simo-Pekka, is a 10-year veteran of SM-liiga with KalPa, SaiPa and Lukko.
- Favorite TV show is Breaking Bad. Favorite social media follow is teammate Zach Aston-Reese.



2

NHL SEASONS

CAREER STATISTICS

			REGULAR SEASON											PLAYOFFS					
YEAR	TEAM	LEAGUE	GP	G	A	PTS	PIM	+/-	PP	SH	GW	S	GP	G	A	PTS	PIM		
2012-13	KalPa Kuopio	SM-liiga	20	0	6	6	6	3	--	--	--	--	--	--	--	--	--		
	Finland	WJC	6	0	1	1	4	0	--	--	--	--	--	--	--	--	--		
2013-14	KalPa Kuopio	SM-liiga	54	1	4	5	28	-12	--	--	--	--	--	--	--	--	--		
2014-15	KalPa Kuopio	SM-liiga	40	6	8	14	24	1	--	--	--	--	4	1	0	1	25		
2015-16	KalPa Kuopio	SM-liiga	51	5	10	15	24	1	--	--	--	--	3	0	1	1	2		
2016-17	KalPa Kuopio	SM-liiga	59	6	19	25	28	0	--	--	--	--	18	1	6	7	4		
2017-18	KalPa Kuopio	SM-liiga	59	8	16	24	14	-9	--	--	--	--	6	0	1	1	4		
	Finland	WC	8	0	2	2	4	4	--	--	--	--	--	--	--	--	--		
2018-19	PITTSBURGH	NHL	37	2	3	5	10	3	2	0	1	43	--	--	--	--	--		
	Wilkes-Barre	AHL	5	0	2	2	0	1	0	0	0	9	--	--	--	--	--		
2019-20	PITTSBURGH	NHL	36	1	6	7	6	3	0	0	0	38	--	--	--	--	--		
PIT/NHL TOTALS			73	3	9	12	16	6	2	0	1	81	--	--	--	--	--		



CAREER HIGHS

2

GOALS IN A GAME
LAST: [2 times],
01.12.20 at DET

2

ASSISTS IN A GAME
LAST: [6 times],
04.02.19 vs. NSH

2

POINTS IN A GAME
LAST: [13 times],
01.12.20 at DET (2G)

6

SHOTS ON GOAL
LAST: [3 times],
12.23.19 at OTT

5

PENALTY MINUTES
LAST: [1 time],
03.02.19 at TOR

4

GOAL STREAK
LAST:
01.14.19-01.29.19 (4)

3

ASSIST STREAK
LAST:
04.04.18-04.07.18 (4)

4

POINT STREAK
LAST:
01.14.19-01.29.19 (4G-1A)

0

HAT TRICKS
LAST: N/A



SOCIAL



| @evanr17



| @evanr17

EVAN RODRIGUES

POS

F

HT

5-11

WT

184

SHOOTS

RIGHT

SIGNED THROUGH

2019.20

PRONOUNCED | rahd-REE-geh-z, EH-vuhn

DOB | 7/28/93

BIRTHPLACE | Toronto, ON



ACQUIRED | From Buffalo with Conor Sheary for Dominik Kahun on Feb. 24, 2020.

CAREER HIGHS SET

2018.19 SEASON

GOALS

9

ASSISTS

20

POINTS

29

NCAA MEN'S HOCKEY POINT LEADERS

2014-15

BU	Jack Eichel	71
BU	Evan Rodrigues	61
Harvard	Jimmy Vesey	58
RIT	Matt Garbowsky	54
MICH	Zach Hyman	54

2019.20 HIGHLIGHTS

- Split the season between Buffalo and Pittsburgh.
- Made his Penguins debut on Feb. 26 at Los Angeles. Scored first goal for Pittsburgh on March 10 at New Jersey.
- Notched nine points (5G-4A) in 38 games with Buffalo before deadline trade to Pittsburgh.
- Tied a single-game career-high with two goals, including the game-winner, on Jan. 12 vs. Detroit.

PROFESSIONAL CAREER

- Played four-plus seasons in the NHL with Buffalo and Pittsburgh.
- Set career highs in games played (74), goals (9), assists (20) and points (29) in 2018-19.
- Made NHL debut on April 8, 2016 vs. Columbus. Posted first-career goal/point and assist a day later on April 9 vs. NY Islanders.
- Originally signed with Buffalo as an undrafted free agent on April 22, 2015.
- Played two-plus seasons with Rochester of the American Hockey League from 2015-18.
- Posted 9 goals, 21 assists and 30 points in 72 games as a rookie with Rochester in 2015-16. Posted an identical line the following season in 2016-17, but in 24 fewer games (48).

AMATEUR CAREER

- Played four seasons of college hockey with Boston University of Hockey East.
- Totaled 42 goals, 79 assists and 121 points in 146 career collegiate games.
- Helped lead Terriers to the 2015 Hockey East title and berth in the 2015 NCAA National Championship Game against Providence College, where current Penguins teammate Brandon Tanev scored the game-winning goal for the Friars. Led BU in goals (3) and points (4) during

NCAA Tournament.

- Set career highs with 21 goals, 40 assists and 61 points during senior campaign in 2014-15 while serving as alternate captain.
- Teammate and linemate of Jack Eichel. Rodrigues ranked second in all of college hockey with 40 assists and 61 points, behind only Eichel in 2014-15.
- Named Most Outstanding Player of the 2015 Northeast Regional while being named to the All-Regional Team (NCAA Tournament) and Hockey East All-Tournament Team. He was also named as a Hockey East Second-Team All-Star.
- Named to the 2014 Hockey East All-Academic Team.
- Named as a Hockey East Second-Team All-Star in 2013. Selected as the recipient of the Paul Hines Award following sophomore season, which is awarded to Most Improved NCAA Player in New England.

PERSONAL

- Married, Christie, with two sons, Grayson and Noah.
- Older brother, Paul, played for Adirondack of the ECHL.




4+

NHL SEASONS

CAREER STATISTICS

YEAR	TEAM	LEAGUE	REGULAR SEASON										PLAYOFFS				
			GP	G	A	PTS	PIM	+/-	PP	SH	GW	S	GP	G	A	PTS	PIM
2011-12	Boston University	HE	36	2	10	12	24	--	1	0	0	--	--	--	--	--	--
2012-13	Boston University	HE	38	14	20	34	28	--	3	2	0	--	--	--	--	--	--
2013-14	Boston University	HE	31	5	9	14	20	--	1	0	0	--	--	--	--	--	--
2014-15	Boston University	HE	41	21	40	61	31	--	5	0	5	--	--	--	--	--	--
2015-16	BUFFALO	NHL	2	1	1	2	0	2	0	0	0	8	--	--	--	--	--
	Rochester	AHL	72	9	21	30	39	-15	2	0	1	160	--	--	--	--	--
2016-17	BUFFALO	NHL	30	4	2	6	4	-7	1	0	0	51	--	--	--	--	--
	Rochester	AHL	48	9	21	30	27	-2	1	0	1	121	--	--	--	--	--
2017-18	BUFFALO	NHL	48	7	18	25	14	-10	1	0	0	91	--	--	--	--	--
	Rochester	AHL	8	5	5	10	2	-1	3	0	0	21	--	--	--	--	--
2018-19	BUFFALO	NHL	74	9	20	29	25	-7	2	0	1	168	--	--	--	--	--
2019-20	BUFFALO	NHL	38	5	4	9	10	-8	1	0	1	64	--	--	--	--	--
	PITTSBURGH	NHL	7	1	0	1	4	0	0	0	0	11	--	--	--	--	--
NHL TOTALS			199	27	45	72	57	-30	5	0	2	393	--	--	--	--	--
PITTSBURGH TOTALS			7	1	0	1	4	0	0	0	0	11	--	--	--	--	--



CHAD RUHWEDDEL

POS	HT	WT	SHOOTS	SIGNED THROUGH
D	5-11	191	RIGHT	2020.21

PRONOUNCED | ROO-WEE-dehl, CHAD

DOB | 5/7/90

BIRTHPLACE | San Diego, CA 

ACQUIRED | Signed as an unrestricted free agent on July 1, 2016.



CAREER HIGHS

1 **GOALS IN A GAME**
LAST: [7 times],
12.20.19 at EDM

3 **ASSISTS IN A GAME**
LAST: [1 time],
03.08.17 at WPG

3 **POINTS IN A GAME**
LAST: [1 time],
03.08.17 at WPG [3A]

4 **SHOTS ON GOAL**
LAST: [9 times],
12.04.19 vs. STL

4 **PENALTY MINUTES**
LAST: [1 time],
11.30.19 at STL

0 **GOAL STREAK**
LAST: N/A

0 **ASSIST STREAK**
LAST: N/A

2 **POINT STREAK**
LAST:
12.23.16-12.27.16 [1G-1A]

0 **HAT TRICKS**
LAST: N/A



CAREER POINTS-PER-GAME BY TEAM

PIT	137 games	.17 PTS/GM
BUF	33 games	.06 PTS/GM

PLAYED IN THE FROZEN FOUR IN PITTSBURGH

UMASS-LOWELL
2013



2019.20 HIGHLIGHTS

- Appeared in 41 regular-season games for Pittsburgh, his second-highest total with the Penguins.
- Notched second-career multi-point game with two [1G-1A] on Dec. 7 at Detroit.
- Made season debut on Nov. 21 vs. New York Islanders.
- Signed a two-year contract extension on May 23, 2019.

PROFESSIONAL CAREER

- A 2017 Stanley Cup Champion with Pittsburgh.
- Has played four full seasons and parts of eight with Buffalo and Pittsburgh.
- Is in his fourth season with the Penguins. Registered 23 points (7G-16A) in 137 games from 2016-20.
- Prior to his stint in Pittsburgh, Ruhwedel spent parts of four seasons with the Buffalo Sabres, where he suited up for 33 games.
- Made his playoff debut in Game 6 of Round Two of the 2017 Stanley Cup Playoffs against the Washington Capitals after an injury to Trevor Daley in Game 5.
- Accumulated 111 points (29G-82A) in 211 games over parts of five American Hockey League seasons between the Rochester Americans and Wilkes-Barre/Scranton Penguins.
- His best AHL season came in 2014-15 with Rochester, where he served as an alternate captain and recorded AHL career highs in games played (72), goals (1-10), assists (26) and points (36). Was voted Rochester's Team MVP by his teammates.


crowned best defenseman in New England.


- Helped lead UMass-Lowell to the 2013 Frozen Four, held at Pittsburgh's PPG Paints Arena.
- Played two years with Sioux Falls of the USHL from 2008-10, serving as captain in both seasons. Named a USHL All-Star in '09-10.

PERSONAL

- California native starred on his roller hockey team at Scripps Ranch High School.
- Hit a hole-in-one at the Cranberry Highlands golf course in 2018.
- His favorite road city to visit is Montreal.
- He and his wife, Elle, have two black Labs named Goose and Guinness.

SOCIAL

 | @chad5ruhwedel

 | @chad2ruhwedel

AMATEUR CAREER

- Played three seasons of collegiate hockey at the University of Massachusetts-Lowell from 2010-13, boasting 63 points (15G-48A) in 110-career games.
- In his final college season in 2012-13, Ruhwedel served as an alternate captain and was named NCAA First-Team All-American, First-Team All-Hockey East and




4+

NHL SEASONS

CAREER STATISTICS

			REGULAR SEASON											PLAYOFFS					
YEAR	TEAM	LEAGUE	GP	G	A	PTS	PIM	+/-	PP	SH	GW	S	GP	G	A	PTS	PIM		
2008-09	Sioux Falls	USHL	55	0	11	11	30	12	0	0	0	30	4	0	1	1	4		
2009-10	Sioux Falls	USHL	58	5	17	22	55	20	2	1	0	78	3	0	1	1	2		
2010-11	UMass-Lowell	H-East	32	2	13	15	10	-10	2	0	0	40	--	--	--	--	--		
2011-12	UMass-Lowell	H-East	37	6	19	25	26	8	2	0	1	85	--	--	--	--	--		
2012-13	UMass-Lowell	H-East	41	7	16	23	20	16	3	1	2	78	--	--	--	--	--		
2013-14	BUFFALO	NHL	7	0	0	0	0	0	0	0	0	8	--	--	--	--	--		
	BUFFALO	NHL	21	0	1	1	2	-3	0	0	0	35	--	--	--	--	--		
	Rochester	AHL	47	4	24	28	22	-1	3	0	1	77	5	2	3	5	4		
2014-15	BUFFALO	NHL	4	0	1	1	0	3	0	0	0	4	--	--	--	--	--		
	Rochester	AHL	72	10	26	36	22	-6	8	0	3	167	--	--	--	--	--		
2015-16	BUFFALO	NHL	1	0	0	0	2	0	0	0	0	1	--	--	--	--	--		
	Rochester	AHL	59	10	16	26	26	-19	5	0	2	144	--	--	--	--	--		
2016-17	PITTSBURGH	NHL	34	2	8	10	8	9	0	0	0	45	6	0	0	0	4		
	Wilkes-Barre	AHL	28	4	12	16	12	0	3	0	1	75	--	--	--	--	--		
2017-18	PITTSBURGH	NHL	44	2	3	5	16	-8	0	0	0	67	12	0	0	0	2		
2018-19	PITTSBURGH	NHL	18	1	1	2	4	-9	0	0	1	22	--	--	--	--	--		
	Wilkes-Barre	AHL	5	1	4	5	2	8	0	0	0	7	--	--	--	--	--		
2019-20	PITTSBURGH	NHL	41	2	4	6	12	4	0	0	0	44	--	--	--	--	--		
NHL TOTALS			170	7	18	25	44	-4	0	0	1	226	18	0	0	0	6		
PITTSBURGH TOTALS			137	7	16	23	40	-4	0	0	1	178	18	0	0	0	6		



CAREER HIGHS

3

GOALS IN A GAME
LAST: [3 times],
03.03.20 vs. OTT

3

ASSISTS IN A GAME
LAST: [1 time],
11.27.19 vs. VAN

4

POINTS IN A GAME
LAST: [3 times],
12.28.19 vs. NSH (2G-2A)

8

SHOTS ON GOAL
LAST: [1 time],
12.12.18 at CHI

12

PENALTY MINUTES
LAST: [1 time],
12.30.19 vs. OTT

4

GOAL STREAK
LAST:
12.15.18-12.20.18 (5)

4

ASSIST STREAK
LAST:
01.07.20-01.14.20 (4)

6

POINT STREAK
LAST:
10.26.19-11.09.19 (5G-2A)

3

HAT TRICKS
LAST: 03.03.20
vs. OTT (3G)



SOCIAL



| @rustyyy_92



| N/A

BRYAN RUST

POS

F

HT

5-11

WT

192

SHOOTS

RIGHT

SIGNED THROUGH

2021.22

PRONOUNCED | RUHST, BRIGH-uhn

DOB | 5/11/92

BIRTHPLACE | Pontiac, MI



ACQUIRED | Drafted by Penguins in the 3rd round (80th overall) in the 2010 NHL Draft.



CAREER STATS IN NHL PLAYOFF ELIMINATION GAMES

GAMES PLAYED

19

GOALS

10

ASSISTS

1

POINTS

11

MOST GOALS IN A SINGLE PLAYOFFS BY A ROOKIE IN PENGUINS HISTORY

2017	Jake Guentzel	13
2016	Bryan Rust	6
1970	Michel Briere	5

2019.20 HIGHLIGHTS

- Set new career highs across the board in goals (27), assists (29), points (56), plus-minus (+14), power-play goals (8) and shots (151), all in just 55 games.
- Led team in goals (27) and power-play goals (8).
- Posted his third-career hat trick against Ottawa on March 3. Recorded two four-point games on the season: Nov. 27 vs. Vancouver (1G-3A); Dec. 28 vs. Nashville (2G-2A).
- Notched 17 points (8G-9A) in an 11-game span from Dec. 10 to Jan. 4. Recorded a point in 10 of the 11 games.
- Posted first-career game-deciding shootout tally on Dec. 14 vs. Los Angeles.

PROFESSIONAL CAREER

- Two-time Stanley Cup Champion (2016, '17) has spent his entire five-plus year career with the Penguins.
- Was given the nickname "Mr. Elimination" after posting 10 goals and 11 points in 19 career elimination games. Became the second rookie in NHL history to record multiple goals in two series-clinching wins (Jeremy Roenick, 1990).
- Became just the fourth player in NHL history to have each of his first three career playoff game-winning goals decide a series (2016 Eastern Conference Final, Game 7 vs. Tampa Bay; 2017 Round One, Game 5 vs. Columbus; 2017 Round Two, Game 7 vs. Washington).
- In decisive Game 7 of 2016 Eastern Conference Final vs. Tampa Bay, scored the only two goals for the Pens in a 2-1 victory. Became the first Pittsburgh rookie to notch multiple goals in a Game 7 in team history.
- Scored six goals during the 2016 Stanley Cup playoffs. His six goals are the second-most in team history by a rookie (Jake Guentzel, 13, 2017).
- Snapped a 21-game goalless drought with a hat trick on Dec. 12, 2018 at Chicago.
- Recorded 11 points (8G-3A) over a seven-game stretch from Dec. 12-22, 2018. Included a career-long four-game

goal scoring streak (5G).

- Was named the Penguins' 2015-16 Rookie of the Year. Rust was recalled halfway through the year and established himself as an NHL regular, recording 11 points (4G-7A) in 41 games.

AMATEUR CAREER

- Played four seasons of college hockey at Notre Dame from 2010-14, where he finished with 43 goals, 54 assists, 97 points and a plus-53 in 161-career games.
- Won Notre Dame's Unsung Hero Award his senior year after leading the team with 17 goals and ranking second with 33 points in 40 games. An alternate captain for the Fighting Irish, Rust was also named to the Hockey East All-Academic Team.
- Spent two seasons with the U.S. National Team Development Program from 2008-10, where he was teammates with Jason Zucker.

INTERNATIONAL

- Won a gold medal at the World Under-18 Junior Championship with Team USA in 2010.

PERSONAL

- Married his wife, Kelsey, in summer 2019. They have two mini Golden Retrievers named Cooper and Oliver.
- Eats a bag of peanut M&Ms before every game he plays.
- Has a finance degree from the University of Notre Dame.
- Teamed up with Nick Bjugstad to buy four season tickets to benefit children and families through the Allegheny Family Network (AFN). Had previously teamed up with Riley Sheahan and Jake Guentzel on this initiative in 2018-19.
- Teamed up with Fox's Pizza Den and teammates Zach Aston-Reese and Marcus Pettersson to donate 500 pizzas to community centers during Covid-19 pandemic.



5+

NHL SEASONS

CAREER STATISTICS

			REGULAR SEASON											PLAYOFFS				
YEAR	TEAM	LEAGUE	GP	G	A	PTS	PIM	+/-	PP	SH	GW	S	GP	G	A	PTS	PIM	
2007-08	Honeybaked	MWEHL	31	17	28	45	6	--	--	--	--	--	--	--	--	--	--	
	Honeybaked	Minor	37	27	20	47	--	--	--	--	--	--	--	--	--	--	--	
2008-09	USNTDP	NAHL	42	6	9	15	18	-5	--	--	--	--	9	0	2	2	4	
	USNTDP	U17	16	3	2	5	4	--	--	--	-	--	--	--	--	--	--	
2009-10	USNTDP	USHL	27	10	13	23	6	17	--	--	--	--	--	--	--	--	--	
	USNTDP	U17	1	0	0	0	0	-2	--	--	--	--	--	--	--	--	--	
	USNTDP	U18	38	16	13	29	18	--	--	--	--	--	--	--	--	--	--	
	United States	WJC-18	7	4	2	6	4	4	--	--	--	--	--	--	--	--	--	
2010-11	Notre Dame	CCHA	40	6	13	19	4	14	0	1	0	58	--	--	--	--	--	
2011-12	Notre Dame	CCHA	40	5	6	11	14	-2	0	0	1	78	--	--	--	--	--	
2012-13	Notre Dame	CCHA	41	15	19	34	4	25	5	1	4	121	--	--	--	--	--	
2013-14	Notre Dame	HE	40	17	16	33	12	16	4	2	3	132	--	--	--	--	--	
	Wilkes-Barre	AHL	2	0	0	0	0	0	0	0	0	2	1	0	0	0	0	
2014-15	PITTSBURGH	NHL	14	1	1	2	4	-3	0	0	0	34	--	--	--	--	--	
	Wilkes-Barre	AHL	45	13	14	27	14	6	3	0	3	109	3	2	0	2	0	
2015-16	PITTSBURGH	NHL	41	4	7	11	12	1	0	0	1	68	23	6	3	9	6	
	Wilkes-Barre	AHL	16	3	3	6	2	-5	1	0	1	40	--	--	--	--	--	
2016-17	PITTSBURGH	NHL	57	15	13	28	8	4	0	0	1	110	23	7	2	9	10	
2017-18	PITTSBURGH	NHL	69	13	25	38	26	11	2	2	3	123	12	3	0	3	4	
2018-19	PITTSBURGH	NHL	72	18	17	35	24	10	0	2	4	141	4	0	0	0	2	
2019-20	PITTSBURGH	NHL	55	27	29	56	30	14	8	1	4	151	--	--	--	--	--	
PIT/NHL TOTALS			308	78	92	170	104	37	10	5	13	627	62	16	5	21	22	

JUSTIN SCHULTZ

POS	HT	WT	SHOOTS	SIGNED THROUGH
D	6-2	193	RIGHT	2019.20

PRONOUNCED | SHUHLTZ, JUHS-tihn

DOB | 7/6/90

BIRTHPLACE | Kelowna, BC 

ACQUIRED | From Edmonton for a 2016 3rd-round pick on Feb. 27, 2016.



4

CAREER HIGHS

1

GOALS IN A GAME
LAST: [50 times],
03.10.20 at NJD

4

ASSISTS IN A GAME
LAST: [1 time],
01.16.17 vs. WSH

4

POINTS IN A GAME
LAST: [2 times],
01.16.17 vs. WSH [4A]

8

SHOTS ON GOAL
LAST: [1 time],
03.17.17 vs. NJD

4

PENALTY MINUTES
LAST: [3 times],
02.28.20 at ANA

3

GOAL STREAK
LAST:
03.03.17-03.08.17 (3)

4

ASSIST STREAK
LAST:
10.10.19-10.16.19 (4)

6

POINT STREAK
LAST:
12.23.16-01.11.17 (1G-5A)

0

HAT TRICKS
LAST: N/A



SOCIAL



| @6Schultz6



| N/A

CAREER STATS BY TEAM

	GAMES PLAYED	GOALS	ASSISTS	POINTS	PTS/GM	PLUS-MINUS
PIT	234	22	91	113	.48	+43
EDM	288	28	73	101	.41	-78

PENGUINS POINT LEADERS AMONG DEFENSEMEN SINCE SCHULTZ WAS ACQUIRED

Kris Letang	207
Justin Schultz	113
Brian Dumoulin	68

2019.20 HIGHLIGHTS

- Played his fourth full season in Pittsburgh.
- Skated in his 200th game as a Penguin on Oct. 26 vs. Dallas.
- Limited to 46 games due to various injuries.
- Tied a career-high assist streak at four games from Oct. 10-16.

PROFESSIONAL CAREER

- Two-time Stanley Cup champion with the Penguins in 2016 and '17.
- Has played eight NHL seasons with Edmonton and Pittsburgh.
- His finest playoff performance came in Game 7 of the 2017 Eastern Conference Final against Ottawa. Dressed after missing the previous four games with an injury. Scored late in the third period to put Pittsburgh ahead, and then later assisted on Chris Kunitz's double overtime winner.
- Enjoyed his best NHL season with Pittsburgh in 2016-17. Posted career highs across the board in goals (12), assists (39), points (51) and plus-minus (+27). Ranked in the top-10 in the NHL among defensemen in assists (t-7th), points (t-7th) and plus-minus (6th). Also set new career highs for assists (4) in a single game and for goal (3), assist (4) and point (6) streaks.
- Missed 53 games after fracturing his left leg in the fourth game of the 2018-19 season. Returned to the ice four months later on Feb. 16 vs. Calgary.
- Since arriving with the Penguins, has an overall plus-43 in 234 games. Led the team in that category twice (2016-17, +27; '17-18, +22).
- Earned a spot on the NHL All-Rookie Team after posting eight goals, 19 assists and 27 points with Edmonton in the shortened 2012-13 season.
- Began his pro career with Oklahoma City of the American Hockey League in 2012-13. Despite playing only half of a season with the Barons, he led all AHL

defensemen in goals (18) and points (48) en route to winning the Eddie Shore Award (best defenseman) and being named an AHL First-Team All-Star and to the All-Rookie Team.

AMATEUR CAREER


- Played three seasons of college hockey at the University of Wisconsin from 2009-12. Posted 40 goals, 73 assists and 113 points in 121 contests.
- Named WCHA Defensive Player of the Year, WCHA First-Team All-Star and a Hobey Baker finalist in each of his last two seasons at Wisconsin. Also named a NCAA West First Team All-Star in 2010-11.

INTERNATIONAL CAREER

- Represented Canada at the 2013 World Championship, posting four assists in eight games.

PROFESSIONAL CAREER

- Is a scratch golfer. If he could have dinner with one famous person, Justin would pick Tiger Woods.
- Dream vacation spot is Bora Bora.
- Childhood hero was Sidney Crosby.



8

NHL SEASONS

CAREER STATISTICS

YEAR	TEAM	LEAGUE	REGULAR SEASON										PLAYOFFS				
			GP	G	A	PTS	PIM	+/-	PP	SH	GW	S	GP	G	A	PTS	PIM
2007-08	Westside	BCHL	57	9	31	40	28	--	--	--	--	--	11	3	5	8	4
2008-09	Westside	BCHL	49	15	35	50	29	--	--	--	--	--	6	1	2	3	2
2009-10	Wisconsin	WCHA	43	6	16	22	12	2	--	--	--	--	--	--	--	--	--
2010-11	Wisconsin	WCHA	41	18	29	47	28	11	9	0	3	--	--	--	--	--	--
2011-12	Wisconsin	WCHA	37	16	28	44	12	16	7	0	0	--	--	--	--	--	--
2012-13	EDMONTON	NHL	48	8	19	27	8	-17	4	0	3	85	--	--	--	--	--
	Oklahoma City	AHL	34	18	30	48	6	8	7	2	3	93	--	--	--	--	--
	Canada	WC	8	0	4	4	2	1	0	0	0	--	--	--	--	--	--
2013-14	EDMONTON	NHL	74	11	22	33	16	-22	1	0	3	109	--	--	--	--	--
2014-15	EDMONTON	NHL	81	6	25	31	12	-17	0	0	1	122	--	--	--	--	--
2015-16	EDMONTON	NHL	45	3	7	10	14	-22	1	0	0	59	--	--	--	--	--
	PITTSBURGH	NHL	18	1	7	8	2	7	1	0	0	23	15	0	4	4	0
2016-17	PITTSBURGH	NHL	78	12	39	51	34	27	3	0	1	154	21	4	9	13	4
2017-18	PITTSBURGH	NHL	63	4	23	27	14	22	0	0	1	109	12	1	7	8	2
2018-19	PITTSBURGH	NHL	29	2	13	15	4	0	1	0	0	47	4	1	2	3	0
2019-20	PITTSBURGH	NHL	46	3	9	12	6	-13	0	0	0	86	--	--	--	--	--
NHL TOTALS			482	50	164	214	110	-35	11	0	9	794	52	6	22	28	6
PITTSBURGH TOTALS			234	22	91	113	60	43	5	0	2	419	52	6	22	28	6



CAREER HIGHS

2

GOALS IN A GAME
LAST: [11 times],
 12.02.19 vs. NJD

3

ASSISTS IN A GAME
LAST: [1 time],
 03.19.17 vs. FLA

3

POINTS IN A GAME
LAST: [5 times],
 12.31.19 vs. TBL (1G-2A)

8

SHOTS ON GOAL
LAST: [1 time],
 03.11.17 at VAN

6

PENALTY MINUTES
LAST: [1 time],
 03.08.17 at WPG

3

GOAL STREAK
LAST:
 11.03.18-11.08.18 (3)

3

ASSIST STREAK
LAST:
 02.11.18-02.15.18 (3)

4

POINT STREAK
LAST:
 01.16.17-01.22.17 (6G-3A)

0

HAT TRICKS
LAST: N/A



SOCIAL



| @csheary13



| @csheary13

CONOR SHEARY

POS

F

HT

5-8

WT

179

SHOOTS

LEFT

SIGNED THROUGH

2019.20

PRONOUNCED | SHAIR-ee, KAH-nuhr

DOB | 6/8/92

BIRTHPLACE | Winchester, MA



ACQUIRED | From Buffalo with Evan Rodrigues for Dominik Kahun on Feb. 24, 2020.

OT HERO

BECAME 1ST ROOKIE TO SCORE
 AN OT WINNER IN STANLEY CUP
 FINAL SINCE MONTREAL'S BRIAN
 SKRUDLAND ON MAY 18, 1986.

GAME 2 OF THE 2016 STANLEY CUP
 FINAL VS. SAN JOSE | JUNE 1, 2016

CAREER HIGHS SET

2016.17 SEASON

GOALS

23

ASSISTS

30

POINTS

53

PLUS/MINUS

+24

2019.20 HIGHLIGHTS

- Made Penguins re-debut on Feb. 26 at Los Angeles. Scored first goal with the club on March 3 vs. Ottawa.
- Hit the 10-goal plateau for the fourth-straight season.
- Appeared in 300th-career game on Jan. 11 vs. Vancouver.
- Posted 19 points (9G-10A) in 53 games with Buffalo before being acquired by Pittsburgh at the trade deadline.

PROFESSIONAL CAREER

- Two-time Stanley Cup champion (2016, '17) with Pittsburgh.
- Scored overtime winner in Game 2 of the 2016 Stanley Cup Final against San Jose. He became the first rookie to score an OT winner in the Stanley Cup Final since Montreal's Brian Skrudland on May 18, 1986.
- Played five seasons in the NHL with Pittsburgh and Buffalo.
- Set career highs in goals (23), assists (30), points (53) and plus-minus (+24) in 2016-17. His plus-24 led all Penguins forwards and ranked sixth among all NHL forwards.
- Massachusetts native made his NHL debut in Boston on Dec. 16, 2015. The following game in Pittsburgh against the Bruins, he notched his first-career NHL goal on Dec. 18.
- Played two-plus seasons in the American Hockey League with Wilkes-Barre/Scranton from 2013-16.
- Led WBS in regular-season (45 points) and postseason scoring (12) in 2014-15, his first year of professional hockey. Also ranked second in team with 20 goals.
- Signed by Penguins as an undrafted free agent to an AHL-only contract in 2014. Was signed to an NHL deal in 2015 after leading WBS in regular-season and postseason scoring.

AMATEUR CAREER

- Played four seasons of college hockey with UMass-Amherst of Hockey East from 2010-14.
- Served as captain during senior campaign in 2013-14.
- Totaled 38 goals, 66 assists and 104 points in 138-career college games.
- Finished collegiate career ranked seventh in assists (66) and points (104) and 15th in goals (38) in UMass-Amherst history.

PERSONAL


- Older sister, Courtney, played for the University of New Hampshire's women's hockey team from 2006-11.
- Married his wife, Jordan, in summer 2018. The couple has two dogs, Brady and Louie.

5

NHL SEASONS

CAREER STATISTICS

			REGULAR SEASON											PLAYOFFS				
YEAR	TEAM	LEAGUE	GP	G	A	PTS	PIM	+/-	PP	SH	GW	S	GP	G	A	PTS	PIM	
2010-11	UMass-Amherst	HE	34	6	8	14	12	-5	0	0	1	59	--	--	--	--	--	
2011-12	UMass-Amherst	HE	36	12	23	35	10	15	4	0	0	80	--	--	--	--	--	
2012-13	UMass-Amherst	HE	34	11	16	27	29	-6	5	1	1	102	--	--	--	--	--	
2013-14	UMass-Amherst	HE	34	9	19	28	2	-4	3	2	1	126	--	--	--	--	--	
	Wilkes-Barre	AHL	2	0	0	0	0	0	0	0	0	5	15	6	5	11	0	
2014-15	Wilkes-Barre	AHL	58	20	25	45	8	0	5	0	1	127	8	5	7	12	2	
2015-16	PITTSBURGH	NHL	44	7	3	10	8	-1	0	0	0	51	23	4	6	10	8	
	Wilkes-Barre	AHL	30	7	29	36	4	8	1	0	2	93	--	--	--	--	--	
2016-17	PITTSBURGH	NHL	61	23	30	53	22	24	2	0	6	154	22	2	5	7	4	
2017-18	PITTSBURGH	NHL	79	18	12	30	10	2	2	0	4	142	12	0	2	2	2	
2018-19	BUFFALO	NHL	78	14	20	34	12	-18	4	0	3	147	--	--	--	--	--	
2019-20	BUFFALO	NHL	55	9	10	19	8	-4	1	0	1	88	--	--	--	--	--	
	PITTSBURGH	NHL	8	1	3	4	2	-1	0	0	0	14	--	--	--	--	--	
NHL TOTALS			325	72	78	150	62	2	9	0	14	596	57	6	13	19	14	
PITTSBURGH TOTALS			192	49	48	97	42	24	4	0	10	361	57	6	13	19	14	



CAREER HIGHS

2

GOALS IN A GAME

LAST: [1 time],
01.25.18 vs. MIN

2

ASSISTS IN A GAME

LAST: [5 times],
10.29.19 vs. PHI

3

POINTS IN A GAME

LAST: [1 time],
10.29.19 vs. PHI (1G-2A)

7

SHOTS ON GOAL

LAST: [1 time],
01.04.19 vs. WPG

4

PENALTY MINUTES

LAST: [3 times],
12.21.19 at VAN

2

GOAL STREAK

LAST:
01.02.19-01.04.19 (2)

3

ASSIST STREAK

LAST:
11.24.18-11.28.18 (3)

5

POINT STREAK

LAST:
10.23.18-11.01.18 (2G-4A)

0

HAT TRICKS

LAST: N/A



SOCIAL



| N/A



| @dominiksimon12

DOMINIK SIMON

POS

F

HT

5-11

WT

190

SHOOTS

LEFT

SIGNED THROUGH

2019.20

PRONOUNCED | see-MOHN, DOHM-ihn-ihk

DOB | 8/8/94

BIRTHPLACE | Prague, Czech Republic



ACQUIRED | Drafted by Penguins in the 5th round (137th overall) of the 2015 NHL Draft.



TEAM CZECH REPUBLIC SCORING LEADERS AT THE 2019 WORLD CHAMPIONSHIP

Jakub Voracek 16 points

Michael Frolik 14 points

Dominik Simon 12 points

GAMES PLAYED LEADERS FROM 2015 NHL DRAFT THIRD ROUND AND ON

CBJ Marcus Nutivaara 244 GP (7th Round)

FLA Denis Malgin 192 GP (4th Round)

PIT Dominik Simon 173 GP (5th Round)

TBL Anthony Cirelli 168 GP (3rd Round)

LAK Austin Wagner 127 GP (4th Round)

2019.20 HIGHLIGHTS

- Completed his third full season in the NHL with Pittsburgh.
- Set a career high with three points (1G-2A) on Oct. 29 vs. Philadelphia.
- Totaled nine points (2G-7A) over a 10-game span from Oct. 10-29.
- Underwent surgery to repair a torn labrum in his left shoulder on April 29.

PROFESSIONAL CAREER

- Has played three-plus seasons in the NHL with Pittsburgh.
- Established career highs in games played (71), goals (8), assists (20), points (28) and plus-minus (+8) during his first full season in the NHL in 2018-19.
- Saw his first NHL action during the 2017-18 season, appearing in 33 games for Pittsburgh. Notched his first-career NHL goal on Jan. 14, 2018 vs. the NY Rangers and first multi-goal game (2) on Jan. 25 against Minnesota.
- Made his NHL postseason debut in Round One vs. Philadelphia in 2018. Posted his first-career playoff point (assist) in Game 4.
- Led Wilkes-Barre/Scranton of the American Hockey League with 25 goals in 2015-16, his first season of pro hockey in North America.
- Played three professional seasons in the Czech Extraliga with Sparta and Plzen. Posted 26 goals, 17 assists and 43 points in 116 games in his Czech career.
- Played one season with HC Plzen of the Czech Extraliga, the team owned by former Penguins forward Martin Straka, in 2014-15.

INTERNATIONAL CAREER

- Represented the Czech Republic at the World Championship (2015, '19), World Junior Championship (2014) and World Under-18 Junior Championship (2012).

- Finished third on the Czech Republic and tied for eighth in tournament scoring with 12 points (4G-8A) in 10 games at the 2019 World Championship.
- Was a linemate of Czech legend and former Penguin Jaromir Jagr at the 2015 World Championship.




3+

NHL SEASONS

CAREER STATISTICS

			REGULAR SEASON											PLAYOFFS				
YEAR	TEAM	LEAGUE	GP	G	A	PTS	PIM	+/-	PP	SH	GW	S	GP	G	A	PTS	PIM	
2011-12	Czech Republic	WJ-18	6	4	4	8	4	2	--	--	--	--	--	--	--	--	--	
2012-13	HC Sparta	Czech	18	1	1	2	0	-2	--	--	--	--	--	--	--	--	--	
2013-14	HC Sparta	Czech	46	7	4	11	4	5	--	--	--	--	10	1	1	2	6	
	Czech Republic	WJC	5	2	2	4	2	0	--	--	--	--	--	--	--	--	--	
2014-15	HC Plzen	Czech	52	18	12	30	20	0	--	--	--	--	4	1	2	3	4	
	Czech Republic	WC	10	1	5	6	2	5	--	--	--	--	--	--	--	--	--	
2015-16	PITTSBURGH	NHL	3	0	1	1	0	0	0	0	0	2	--	--	--	--	--	
2016-17	Wilkes-Barre	AHL	68	25	23	48	36	4	4	1	3	134	7	1	1	2	2	
	PITTSBURGH	NHL	2	0	1	1	0	-1	0	0	0	2	--	--	--	--	--	
2017-18	Wilkes-Barre	AHL	70	15	31	46	18	10	3	0	6	143	5	0	3	3	0	
	PITTSBURGH	NHL	33	4	8	12	16	2	0	0	0	36	8	0	3	3	4	
2018-19	Wilkes-Barre	AHL	21	4	13	17	14	0	2	0	2	52	--	--	--	--	--	
	PITTSBURGH	NHL	71	8	20	28	18	8	1	0	0	121	4	0	1	1	0	
2019-20	Czech Republic	WC	10	4	8	12	2	10	--	--	--	--	--	--	--	--	--	
	PITTSBURGH	NHL	64	7	15	22	12	-9	0	0	0	102	--	--	--	--	--	
PIT/NHL TOTALS			173	19	45	64	46	0	1	0	0	263	12	0	4	4	4	



13

CAREER HIGHS

3

GOALS IN A GAME

LAST: [1 time],
03.27.18 vs. BOS

2

ASSISTS IN A GAME

LAST: [2 times],
11.16.19 vs. TOR

3

POINTS IN A GAME

LAST: [2 times],
03.28.19 vs. NYI [1G-2A]

6

SHOTS ON GOAL

LAST: [1 time],
03.28.19 vs. NYI

15

PENALTY MINUTES

LAST: [2 times],
10.22.18 vs. STL

2

GOAL STREAK

LAST:
10.23.19-10.26.19 [2]

2

ASSIST STREAK

LAST:
02.14.20-02.16.20 [2]

5

POINT STREAK

LAST:
01.06.19-01.13.19 [2G-3A]

1

HAT TRICKS

LAST: [1 time],
03.27.18 vs. BOS

SOCIAL



| N/A



| @brandontanev

BRANDON TANEV

POS

F

HT

6-0

WT

180

SHOOTS

LEFT

SIGNED THROUGH

2024.25

PRONOUNCED | TA-nehv, BRAN-duhn

DOB | 12/31/91

BIRTHPLACE | Toronto, ON



ACQUIRED | Signed as an unrestricted free agent on July 1, 2019.

NHL HIT LEADERS

| 2018-20

Ryan Reaves VGK 621

Brandon Tanev WPG-PIT 522

Matt Martin NYI 517

PENGUINS TO SCORE A
SHORTHANDED
OVERTIME GOAL

Mario Lemieux 01.22.96 vs. BOS

Brandon Tanev 10.16.19 vs. COL

2019.20 HIGHLIGHTS

- Played his first season with Pittsburgh after signing last summer.
- Led Penguins with 244 hits, only the seventh player in team history to record 200-plus hits.
- Notched a career-high four game-winning goals. Eight of his 11 goals were scored in the third period or overtime.
- Scored two overtime winning goals on the season (Oct. 16 vs. Colorado; Jan. 4 at Montreal).
- First goal as a Penguin was a shorthanded overtime winner on Oct. 16 vs. Colorado. Only the second player in franchise history to score a shorthanded goal in overtime (Mario Lemieux, 1996).
- Played 200th-career NHL game on Oct. 12 at Minnesota.

- Won the NCAA National Championship in 2015, the first-ever for Providence College. Scored the tournament-winning goal against Boston University for a 4-3 victory in the championship game.

- Totaled 35 goals, 42 assists and 77 points in 149-career collegiate contests.

PERSONAL

- Older brother, Chris, is a defenseman for the Vancouver Canucks.
- Is of Macedonian descent, with his grandparents from both sides hailing from the country in southeastern Europe.
- Favorite TV show is Seinfeld.

PROFESSIONAL CAREER

- Played four-plus seasons in the NHL with Winnipeg and Pittsburgh.
- Ranked in the top-4 in the entire NHL in hits in each of the past two seasons (3rd, 2018-19, 278; 4th, 2019-20, 244). Has totaled 522 total hits in the past two years combined, second-most in the league.
- Recorded 202 blocked shots in the past three seasons (2017-20), fourth-most among all NHL forwards.
- Set career highs in games played (80), goals (14), assists (15), points (29), hits (278) and blocked shots (81) in 2018-19.
- Recorded his first-career hat trick against Boston on March 27, 2018.
- Reliable defensive forward is a career plus-15.
- Signed with Winnipeg as an undrafted free agent in 2016 after successful college career.

AMATEUR CAREER

- Played four seasons of collegiate hockey with Providence College of Hockey East from 2012-16.



4+

NHL SEASONS

CAREER STATISTICS

			REGULAR SEASON											PLAYOFFS				
YEAR	TEAM	LEAGUE	GP	G	A	PTS	PIM	+/-	PP	SH	GW	S	GP	G	A	PTS	PIM	
2011-12	Surrey	BCHL	58	11	22	33	27	0	--	--	--	--	--	--	--	--	--	
2012-13	Providence	HE	33	4	7	11	6	6	0	0	0	46	--	--	--	--	--	
2013-14	Providence	HE	39	6	9	15	20	7	0	1	0	74	--	--	--	--	--	
2014-15	Providence	HE	39	10	13	23	20	17	0	1	1	71	--	--	--	--	--	
2015-16	Providence	HE	38	15	13	28	35	20	3	0	5	104	--	--	--	--	--	
	WINNIPEG	NHL	3	0	0	0	2	0	0	0	0	4	--	--	--	--	--	
2016-17	WINNIPEG	NHL	51	2	2	4	26	-6	0	0	1	54	--	--	--	--	--	
	Manitoba	AHL	23	2	7	9	13	-1	2	0	0	49	--	--	--	--	--	
2017-18	WINNIPEG	NHL	61	8	10	18	18	13	0	3	1	79	17	4	2	6	11	
2018-19	WINNIPEG	NHL	80	14	15	29	41	9	0	2	0	127	5	1	1	2	0	
2019-20	PITTSBURGH	NHL	68	11	14	25	16	-1	0	2	4	95	--	--	--	--	--	
NHL TOTALS			263	35	41	76	103	15	0	7	6	359	22	5	3	8	11	
PITTSBURGH TOTALS			68	11	14	25	16	-1	0	2	4	95	--	--	--	--	--	



ZACH TROTMAN

POS

D

HT

6-3

WT

217

SHOOTS

RIGHT

SIGNED THROUGH

2020.21

PRONOUNCED | TRAWT-muhn, ZAK

DOB | 8/26/90

BIRTHPLACE | Carmel, IN

ACQUIRED | Signed as an unrestricted free agent on July 1, 2017.

CAREER HIGHS

1

GOALS IN A GAME
LAST: (3 times),
 02.14.16 at DET

1

ASSISTS IN A GAME
LAST: (10 times),
 03.14.19 at BUF

1

POINTS IN A GAME
LAST: (13 times),
 03.14.19 at BUF (1A)

5

SHOTS ON GOAL
LAST: (2 times),
 01.08.16 at NJD

4

PENALTY MINUTES
LAST: (2 times),
 03.10.19 vs. BOS

0

GOAL STREAK
LAST: N/A

0

ASSIST STREAK
LAST: N/A

2

POINT STREAK
LAST: (1 time),
 02.13.16-02.14.16 (1G-1A)

0

HAT TRICKS
LAST: N/A


SOCIAL



| @Ztrotman4



| @ztrotman

WAS PLUS OR EVEN IN 16 OF HIS 21 GAMES WITH PIT

FROM 2018-20

WBS +/- LEADERS

2017.18

Zach Trotman	+24
Zach Aston-Reese	+21
Jean-Sebastien Dea	+20

2019.20 HIGHLIGHTS

- Split the season between Pittsburgh in the NHL and Wilkes-Barre/Scranton of the American Hockey League.
- Posted his best points-per-game average in the AHL with .52 (14 points in 27 games).

PROFESSIONAL CAREER

- Has played in 91-career NHL games with Pittsburgh and Boston, recording 13 points (3G-10A).
- Recorded his first assist as a Penguin on a Jake Guentzel power-play goal against Buffalo on March 14, 2019.
- Spent a majority of his first season in the Penguins organization with Wilkes-Barre/Scranton in 2017-18, where he notched 17 points (7G-10A) in 49 games and was a team-leading plus-24.
- Set career highs in goals (8), assists (16), points (24) and games played (53) with the Providence Bruins of the AHL during the 2013-14 season.
- Totaled 94 points (25G-69A) in 259-career AHL games with Wilkes-Barre/Scranton, Ontario and Providence.

AMATEUR CAREER

- Played three seasons of college hockey at Lake Superior State University of the CCHA.
- Posted 49-career points (19G-30A) in 114 contests with Lake Superior State.
- Acted as alternate captain during his final season in 2011-12, recording collegiate-career highs in goals (11), points (21) and games played (40).
- Skated in one season with the Wichita Falls Wildcats of the NAHL in 2008-09, notching six points (2G-4A) in 47 games.

PERSONAL

- Born in Carmel, Indiana, but grew up in Novi, Michigan.
- Wife, Jeanna, is a fellow Michigan native who played

volleyball at Lake Superior State, which is where her and Zach met.




2+

NHL SEASONS

CAREER STATISTICS

			REGULAR SEASON											PLAYOFFS					
YEAR	TEAM	LEAGUE	GP	G	A	PTS	PIM	+/-	PP	SH	GW	S	GP	G	A	PTS	PIM		
2008-09	Wichita Falls	NAHL	47	2	4	6	79	-4	--	--	--	--	5	0	1	1	8		
2009-10	Lake Superior St	CCHA	36	2	6	8	18	-10	--	--	--	--	--	--	--	--	--		
2010-11	Lake Superior St	CCHA	38	6	14	20	12	-5	2	1	0	--	--	--	--	--	--		
2011-12	Lake Superior St	CCHA	40	11	10	21	12	-1	6	0	2	--	--	--	--	--	--		
	Providence	AHL	9	1	2	3	2	-4	1	0	1	10	--	--	--	--	--		
2012-13	Providence	AHL	48	2	14	16	19	4	0	0	1	88	4	0	0	0	0		
2013-14	BOSTON	NHL	2	0	0	0	0	0	0	0	0	4	--	--	--	--	--		
	Providence	AHL	53	8	16	24	21	13	3	0	2	104	8	0	4	4	14		
2014-15	BOSTON	NHL	27	1	4	5	0	-2	0	0	1	46	--	--	--	--	--		
	Providence	AHL	40	2	11	13	27	-9	1	0	0	68	5	1	0	1	2		
2015-16	BOSTON	NHL	38	2	5	7	22	3	0	0	0	60	--	--	--	--	--		
2016-17	Ontario	AHL	9	0	2	2	26	2	0	0	0	8	--	--	--	--	--		
2017-18	PITTSBURGH	NHL	3	0	0	0	0	-3	0	0	0	6	--	--	--	--	--		
	Wilkes-Barre	AHL	49	7	10	17	25	24	1	0	1	113	3	0	1	1	0		
2018-19	PITTSBURGH	NHL	13	0	1	1	4	4	0	0	0	16	--	--	--	--	--		
	Wilkes-Barre	AHL	24	1	4	5	39	-2	0	0	0	50	--	--	--	--	--		
2019-20	PITTSBURGH	NHL	8	0	0	0	4	-1	0	0	0	11	--	--	--	--	--		
	Wilkes-Barre	AHL	27	4	10	14	15	-1	2	1	0	81	--	--	--	--	--		
NHL TOTALS			91	3	10	13	30	1	0	0	1	143	--	--	--	--	--		
PITTSBURGH TOTALS			24	0	1	1	8	0	0	0	0	33	--	--	--	--	--		



44

CAREER HIGHS

2

GOALS IN A GAME

LAST: [1 time],
01.08.15 at CAR

1

ASSISTS IN A GAME

LAST: [9 times],
02.17.19 at DET

2

POINTS IN A GAME

LAST: [1 time],
01.08.15 at CAR

5

SHOTS ON GOAL

LAST: [1 time],
01.06.15 at NJD

4

PENALTY MINUTES

LAST: [1 time],
02.19.19 vs. TBL

0

GOAL STREAK

LAST: N/A

0

ASSIST STREAK

LAST: N/A

0

POINT STREAK

LAST: N/A

0

HAT TRICKS

LAST: N/A



SOCIAL



| @pvarone22



| N/A

PHIL VARONE

POS

F

HT

5-10

WT

193

SHOOTS

LEFT

SIGNED THROUGH

2019-20

PRONOUNCED | vah-ROH-nee, FIHL

DOB | 12/4/90

BIRTHPLACE | Vaughan, ON



ACQUIRED | From Montreal with Riley Barber for Joe Blandisi and Jake Lucchini on Feb. 20, 2020.

2019.20 HIGHLIGHTS

- Was acquired from Montreal on Feb. 20, 2020. Proceeded to record five assists in six games with the Wilkes-Barre/Scranton Penguins after being acquired.
- Tallied 19 points (4G-15A) in 33 total AHL games split between WBS and Laval.
- Three of his four goals came on the power play.

PROFESSIONAL CAREER

- Has 97 games of NHL experience split between Buffalo, Ottawa and Philadelphia.
- Appeared in 47 games for the Philadelphia Flyers in 2018-19, where he recorded a career-high seven points (3G-4A).
- Totaled 415 points (127G-288A) in 521 games at the AHL level with Wilkes-Barre/Scranton, Laval, Rochester, Binghamton and Lehigh Valley.
- Set career highs at the AHL level in goals (23), assists (47) and points (70) with the Lehigh Valley Phantoms in 2017-18.
- Was awarded the Les Cunningham Award for AHL Most Valuable Player and was named to the First All-Star team for his 70-point season in 2017-18.
- Has served as an alternate captain for three seasons at the AHL level split between Rochester and Binghamton.
- Made his NHL debut with Buffalo on Jan. 23, 2014 against the Carolina Hurricanes, where he picked up an assist.
- Originally drafted in the fifth round (146th overall) of the 2009 NHL Draft by San Jose.

AMATEUR CAREER


- Played four-plus seasons at the OHL level with Kitchener, London and Erie, where he tallied 230 points (78G-152A) in 228 games.
- Finished second in scoring for the Erie Otters in his final OHL season (2010-11), compiling a career-high 34 goals, 48 assists and 82 points. Led the Otters in playoff scoring that season as well, picking up 13 points (3G-10A) in seven games.
- Averaged 1.31 points-per-game throughout his entire OHL postseason career (34 points in 26 games).

2+

NHL SEASONS

CAREER STATISTICS

			REGULAR SEASON											PLAYOFFS					
YEAR	TEAM	LEAGUE	GP	G	A	PTS	PIM	+/-	PP	SH	GW	S	GP	G	A	PTS	PIM		
2006-07	Kitchener	OHL	20	10	11	21	21	--	--	--	--	--	--	--	--	--	--		
2007-08	Kitchener	OHL	35	5	20	25	12	--	--	--	--	--	--	--	--	--	--		
	London	OHL	31	10	26	36	14	--	--	--	--	--	5	1	1	2	7		
2008-09	London	OHL	58	19	33	52	32	--	--	--	--	--	14	10	9	19	19		
2009-10	London	OHL	31	9	22	31	17	--	--	--	--	--	--	--	--	--	--		
2010-11	London	OHL	4	1	0	1	2	-1	--	--	--	--	--	--	--	--	--		
2010-11	Erie	OHL	55	33	48	81	30	22	6	3	--	--	7	3	10	13	4		
2011-12	Rochester	AHL	76	11	41	52	42	17	3	2	2	120	3	2	1	3	0		
2012-13	Rochester	AHL	62	11	24	35	42	-3	4	1	2	101	3	0	0	0	2		
2013-14	BUFFALO	NHL	9	1	1	2	4	-3	0	0	0	15	--	--	--	--	--		
	Rochester	AHL	69	18	43	61	58	-1	1	0	5	186	5	0	3	3	0		
2014-15	BUFFALO	NHL	28	3	2	5	10	-14	0	0	0	28	--	--	--	--	--		
	Rochester	AHL	55	15	29	44	22	-7	5	0	2	120	--	--	--	--	--		
2015-16	BUFFALO	NHL	5	1	1	2	2	1	0	0	0	2	--	--	--	--	--		
	OTTAWA	NHL	1	0	1	1	0	1	0	0	0	0	--	--	--	--	--		
2016-17	Binghamton	AHL	21	6	17	23	8	2	2	0	1	56	--	--	--	--	--		
	OTTAWA	NHL	7	0	0	0	2	-3	0	0	0	1	--	--	--	--	--		
2017-18	Binghamton	AHL	65	15	36	51	22	-14	--	--	--	--	--	--	--	--	--		
	Lehigh Valley	AHL	74	23	47	70	36	9	--	--	--	--	7	0	3	3	2		
2018-19	PHILADELPHIA	NHL	47	3	4	7	8	-2	0	0	0	34	--	--	--	--	--		
	Lehigh Valley	AHL	22	11	17	28	6	5	--	--	--	--	--	--	--	--	--		
2019-20	Laval	AHL	27	4	10	14	8	-9	--	--	--	--	--	--	--	--	--		
	Wilkes-Barre	AHL	6	0	5	5	6	-8	--	--	--	--	--	--	--	--	--		
NHL TOTALS			97	8	9	17	26	-20	0	0	0	80	0	0	0	0	0		



CAREER HIGHS

3

GOALS IN A GAME
LAST: [2 times],
03.07.19 at TBL

4

ASSISTS IN A GAME
LAST: [1 time]
02.27.18 vs. STL

5

POINTS IN A GAME
LAST: [1 time],
02.27.18 vs. STL (1G-4A)

10

SHOTS ON GOAL
LAST: [1 time]
10.11.18 vs. CHI

5

PENALTY MINUTES
LAST: [1 time]
02.06.20 vs. VAN

5

GOAL STREAK
LAST:
11.08.17-11.16.17 (8)

5

ASSIST STREAK
LAST:
11.23.16-12.02.16 (5)

7

POINT STREAK
LAST:
01.10.18-01.30.18 (5G-2A)

2

HAT TRICKS
LAST: 03.07.19 at
TBL (3G)



SOCIAL



| @Jason_Zucker16



| @Jason_Zucker16

JASON ZUCKER

POS

F

HT

5-11

WT

192

SHOOTS

LEFT

SIGNED THROUGH

2022.23

PRONOUNCED | ZUH-KUHR, JAY-suhn

DOB | 1/16/92

BIRTHPLACE | Newport Beach, CA



ACQUIRED | From Minnesota for Alex Galchenyuk, Calen Addison and a 2020 1st-round pick on Feb. 10, 2020.

RANKS IN WILD HISTORY ALL-TIME

Games Played [456]	12th
Goals [132]	4th
Assists [111]	14th
Points [243]	9th
Game-Winning Goals [22]	5th

2019.20 HIGHLIGHTS

- Made Penguins debut on Feb. 11 vs. Tampa Bay. Scored first two goals with Pittsburgh on Feb. 14 vs. Montreal.
- Notched 12 points (6G-6A) in a 12-game span from Feb. 14 to March 7.

PROFESSIONAL CAREER

- Has played eight-plus NHL seasons with Minnesota and Pittsburgh.
- Recipient of the 2019 King Clancy Memorial Trophy, which is awarded to "the player who best exemplifies leadership qualities on and off the ice and has made a noteworthy humanitarian contribution to his community." Was also a finalist for the award in 2018.
- In 2017-18, set career highs across the board in games played (82), goals (33), assists (31), points (64), power-play, game-winning goals (7) and shots (222).
- Tied with teammate Ryan Suter for the NHL lead with a career-best plus-34 in 2016-17, which also tied for best mark in Minnesota franchise history.
- Owns Minnesota franchise record for fastest goal to start a game (10 seconds), which was achieved twice (April 6, 2017 at Colorado; Oct. 25, 2015 at Winnipeg). Also owns franchise mark for fastest goal to start a period (eight seconds, third period, Jan. 16, 2014 vs. Edmonton).
- Selected by Minnesota in the second round (59th overall) of the 2010 NHL Draft. He became the first Nevada-raised player drafted to the NHL.
- Played parts of two seasons in the American Hockey League with Houston (2012-13) and Iowa (2013-14). Totaled 32 goals, 63 points and 16 power-play goals in 77 career games.
- Named to 2013 AHL All-Rookie Team and played in the AHL All-Star Game.

AMATEUR CAREER

- Played two seasons of collegiate hockey with the

KING CLANCY

RECIPIENT OF THE 2019 KING CLANCY MEMORIAL TROPHY, AWARDED TO "THE PLAYER WHO BEST EXEMPLIFIES LEADERSHIP QUALITIES ON AND OFF THE ICE AND HAS MADE A NOTEWORTHY HUMANITARIAN CONTRIBUTION TO HIS COMMUNITY." WAS ALSO A FINALIST IN 2018

University of Denver from 2010-12.

- Posted 45 goals, 46 assists, 91 points, a plus-28, 11 power-play goals and 10 game-winning goals in 78 career college contests.
- Named to 2011 and 2012 WCHA Second All-Star Team, 2011 WCHA All-Rookie Team, 2011 Freshman of the Year and 2012 NCAA West Second All-American Team.
- Ranked second in goals (23) and third in points (45) in the WCHA during freshman campaign in 2010-11.
- Participated in two seasons with the U.S. National Team Development Program (2008-10), where he was teammates with Bryan Rust.

INTERNATIONAL

- Competed in five international tournaments for the United States in the World Under-18 Junior Championship (2009, '10) and World Junior Championship (2010, '11, '12).
- Has won four medals (three gold, one bronze) during international play.
- Won three gold medals in a single calendar year with the United States at the 2009 and '10 WJC-18 and 2010 WJC.
- Earned a bronze medal at the 2011 WJC with the United States.
- Served as captain of the 2012 WJC team.

PERSONAL

- Raised over \$1.3 million for the Zucker Family Suite and Broadcast Studio at the University of Minnesota Masonic Children's Hospital with the #GIVE16 initiative.
- Born in Newport Beach, California but raised in Las Vegas, Nevada.
- Married, Carly, with two daughters, Sophia and Stella, and one son, Hendrix.

CAREER STATISTICS

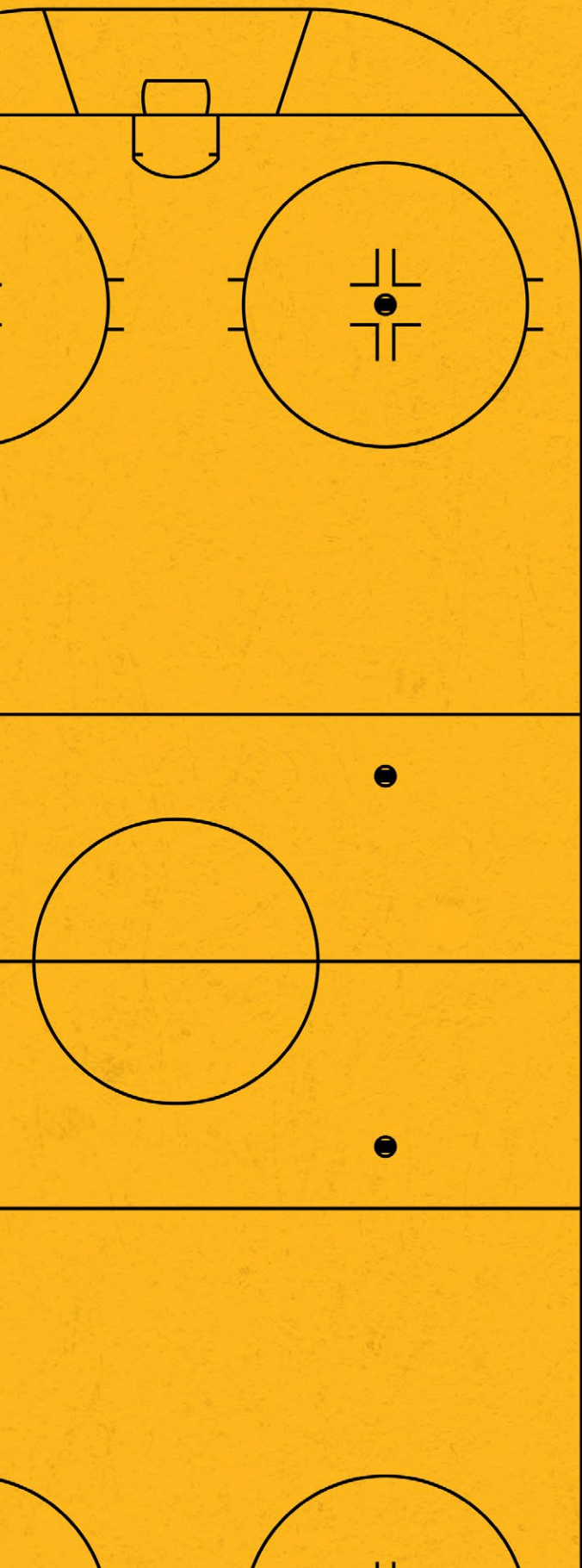
8+

NHL SEASONS

			REGULAR SEASON										PLAYOFFS					
YEAR	TEAM	LEAGUE	GP	G	A	PTS	PIM	+/-	PP	SH	GW	S	GP	G	A	PTS	PIM	
2008-09	USNTDP	NAHL	36	11	5	16	55	--	--	--	--	--	--	--	--	--	--	
	USNTDP	U17	12	8	6	14	--	--	--	--	--	--	--	--	--	--	--	
	USNTDP	U18	16	2	6	8	8	--	--	--	--	--	--	--	--	--	--	
	United States	WJC-18	7	1	5	6	0	--	--	--	--	--	--	--	--	--	--	
2009-10	USNTDP	USHL	22	11	7	18	23	--	--	--	--	--	--	--	--	--	--	
	USNTDP	U18	38	18	17	35	24	--	--	--	--	--	--	--	--	--	--	
	United States	WJC-18	7	2	0	2	2	0	0	0	1	--	--	--	--	--	--	
	United States	WJC	7	2	0	2	2	0	0	0	1	--	--	--	--	--	--	
2010-11	Denver	WCHA	40	23	22	45	59	23	2	1	7	162	--	--	--	--	--	
	United States	WJC	4	1	0	1	0	0	0	0	0	--	--	--	--	--	--	
2011-12	Denver	WCHA	38	22	24	46	38	5	9	0	3	176	--	--	--	--	--	
	United States	WJC	6	3	4	7	2	1	0	1	0	--	--	--	--	--	--	
	MINNESOTA	NHL	6	0	2	2	2	-2	0	0	0	10	--	--	--	--	--	
2012-13	MINNESOTA	NHL	20	4	1	5	8	4	0	0	0	34	5	1	1	2	0	
	Houston	AHL	55	24	26	50	43	-6	12	1	8	205	1	0	0	0	0	
2013-14	MINNESOTA	NHL	21	4	1	5	2	2	1	0	1	40	--	--	--	--	--	
	Iowa	AHL	22	8	5	13	55	-8	4	0	1	80	--	--	--	--	--	
2014-15	MINNESOTA	NHL	51	21	5	26	18	-9	1	1	3	124	10	2	1	3	2	
2015-16	MINNESOTA	NHL	71	13	10	23	20	-4	0	1	1	158	6	0	2	2	2	
2016-17	MINNESOTA	NHL	79	22	25	47	30	34*	1	0	3	172	5	1	0	1	2	
2017-18	MINNESOTA	NHL	82	33	31	64	44	8	7	1	7	222	5	0	0	0	0	
2018-19	MINNESOTA	NHL	81	21	21	42	28	-9	7	0	5	214	--	--	--	--	--	
2019-20	MINNESOTA	NHL	45	14	15	29	19	-3	5	0	2	75	--	--	--	--	--	
	PITTSBURGH	NHL	15	6	6	12	2	-1	2	0	2	36	--	--	--	--	--	
NHL TOTALS			471	138	117	255	173	20	24	3	24	1085	31	4	4	8	6	
PITTSBURGH TOTALS			15	6	6	12	2	-1	2	0	2	36	--	--	--	--	--	

* NHL LEADER






PITTSBURGH PENGUINS

PLAYOFF HISTORY





1991
1992



2009



2016
2017

5x
STANLEY
CUP
CHAMPIONS

PLAYOFF GAME-BY-GAME RESULTS

1968 Did Not Qualify For Playoffs

1969 Did Not Qualify For Playoffs

1970 Quarterfinals vs. Oakland (PIT won series, 4-0)

Apr. 8	Oakland	1	at Pittsburgh	2	W
Apr. 9	Oakland	1	at Pittsburgh	3	W
Apr. 11	Pittsburgh	5	at Oakland	2	W
Apr. 12	Pittsburgh	3	at Oakland	2 [OT]	W

Semifinals vs. St. Louis (STL won series, 4-2)

Apr. 19	Pittsburgh	1	at St. Louis	3	L
Apr. 21	Pittsburgh	1	at St. Louis	4	L
Apr. 23	St. Louis	2	at Pittsburgh	3	W
Apr. 26	St. Louis	1	at Pittsburgh	2	W
Apr. 28	Pittsburgh	0	at St. Louis	5	L
Apr. 30	St. Louis	4	at Pittsburgh	3	L

1971 Did Not Qualify For Playoffs

1972 Quarterfinals vs. Chicago (CHI won series, 4-0)

Apr. 5	Pittsburgh	1	at Chicago	3	L
Apr. 6	Pittsburgh	2	at Chicago	3	L
Apr. 8	Chicago	2	at Pittsburgh	0	L
Apr. 9	Chicago	6	at Pittsburgh	5 [OT]	L

1973 Did Not Qualify For Playoffs

1974 Did Not Qualify For Playoffs

1975 Preliminary Round vs. St. Louis (PIT won series, 2-0)

Apr. 8	St. Louis	3	at Pittsburgh	4	W
Apr. 10	Pittsburgh	5	at St. Louis	3	W

Quarterfinals vs. NY Islanders (NYI won series, 4-3)

Apr. 13	NY Islanders	4	at Pittsburgh	5	W
Apr. 15	NY Islanders	1	at Pittsburgh	3	W
Apr. 17	Pittsburgh	6	at NY Islanders	4	W
Apr. 20	Pittsburgh	1	at NY Islanders	3	L
Apr. 22	NY Islanders	4	at Pittsburgh	2	L
Apr. 24	Pittsburgh	1	at NY Islanders	4	L
Apr. 26	NY Islanders	1	at Pittsburgh	0	L

1976 Preliminary Round vs. Toronto (TOR won series, 2-1)

Apr. 6	Pittsburgh	1	at Toronto	4	L
Apr. 8	Toronto	0	at Pittsburgh	2	W
Apr. 10	Pittsburgh	0	at Toronto	4	L

1977 Preliminary Round vs. Toronto (TOR won series, 2-1)

Apr. 5	Toronto	4	at Pittsburgh	2	L
Apr. 7	Pittsburgh	6	at Toronto	4	W
Apr. 9	Toronto	5	at Pittsburgh	2	L

1978 Did Not Qualify For Playoffs

1979 Preliminary Round vs. Buffalo (PIT won series, 2-1)

Apr. 10	Pittsburgh	4	at Buffalo	3	W
Apr. 12	Buffalo	3	at Pittsburgh	1	L
Apr. 14	Pittsburgh	4	at Buffalo	3 [OT]	W

Quarterfinals vs. Boston (BOS won series, 4-0)

Apr. 16	Pittsburgh	2	at Boston	6	L
Apr. 18	Pittsburgh	3	at Boston	4	L
Apr. 21	Boston	2	at Pittsburgh	1	L
Apr. 22	Boston	4	at Pittsburgh	1	L

1980 Preliminary Round vs. Boston (BOS won series, 3-2)

Apr. 8	Pittsburgh	4	at Boston	2	W
Apr. 10	Pittsburgh	1	at Boston	4	L
Apr. 12	Boston	1	at Pittsburgh	4	W
Apr. 13	Boston	8	at Pittsburgh	3	L
Apr. 14	Pittsburgh	2	at Boston	6	L

1981 Preliminary Round vs. St. Louis (STL won series, 3-2)

Apr. 8	Pittsburgh	2	at St. Louis	4	L
Apr. 9	Pittsburgh	6	at St. Louis	4	W
Apr. 11	St. Louis	5	at Pittsburgh	4	L
Apr. 12	St. Louis	3	at Pittsburgh	6	W
Apr. 14	Pittsburgh	3	at St. Louis	4 [2OT]	L

1982 Preliminary Round vs. NY Islanders (NYI won series, 3-2)

Apr. 7	Pittsburgh	1	at NY Islanders	8	L
Apr. 8	Pittsburgh	2	at NY Islanders	7	L
Apr. 10	NY Islanders	1	at Pittsburgh	2 [OT]	W
Apr. 11	NY Islanders	2	at Pittsburgh	5	W
Apr. 13	Pittsburgh	3	at NY Islanders	4 [OT]	L

1983 Did Not Qualify For Playoffs

1984 Did Not Qualify For Playoffs

1985 Did Not Qualify For Playoffs

1986 Did Not Qualify For Playoffs

1987 Did Not Qualify For Playoffs

1988 Did Not Qualify For Playoffs

1989 Patrick Division Semifinals vs. NY Rangers (PIT won series, 4-0)

Apr. 5	NY Rangers	1	at Pittsburgh	3	W
Apr. 6	NY Rangers	4	at Pittsburgh	7	W
Apr. 8	Pittsburgh	5	at NY Rangers	3	W
Apr. 9	Pittsburgh	4	at NY Rangers	3	W

Patrick Division Final vs. Philadelphia (PHI won series, 4-3)

Apr. 17	Philadelphia	3	at Pittsburgh	4	W
Apr. 19	Philadelphia	4	at Pittsburgh	2	L
Apr. 21	Pittsburgh	4	at Philadelphia	3 [OT]	W
Apr. 23	Pittsburgh	1	at Philadelphia	4	L
Apr. 25	Philadelphia	7	at Pittsburgh	10	W
Apr. 27	Pittsburgh	2	at Philadelphia	6	L
Apr. 29	Philadelphia	4	at Pittsburgh	1	L

1990 Did Not Qualify For Playoffs

PLAYOFF GAME-BY-GAME RESULTS CONTINUED

1991 Patrick Division Semifinals vs. New Jersey**[PIT won series, 4-3]**

Apr. 3	New Jersey	3	at Pittsburgh	1	L
Apr. 5	New Jersey	4	at Pittsburgh	5 [OT]	W
Apr. 7	Pittsburgh	4	at New Jersey	3	W
Apr. 9	Pittsburgh	1	at New Jersey	4	L
Apr. 11	New Jersey	4	at Pittsburgh	2	L
Apr. 13	Pittsburgh	4	at New Jersey	3	W
Apr. 15	New Jersey	0	at Pittsburgh	4	W

Patrick Division Final vs. Washington**[PIT won series, 4-1]**

Apr. 17	Washington	4	at Pittsburgh	2	L
Apr. 19	Washington	6	at Pittsburgh	7 [OT]	W
Apr. 21	Pittsburgh	3	at Washington	1	W
Apr. 23	Pittsburgh	3	at Washington	1	W
Apr. 25	Washington	1	at Pittsburgh	4	W

Prince of Wales Conference Final vs. Boston**[PIT won series, 4-2]**

May 1	Pittsburgh	3	at Boston	6	L
May 3	Pittsburgh	4	at Boston	5 [OT]	L
May 5	Boston	1	at Pittsburgh	4	W
May 7	Boston	1	at Pittsburgh	4	W
May 9	Pittsburgh	7	at Boston	2	W
May 11	Boston	3	at Pittsburgh	5	W

Stanley Cup Final vs. Minnesota**[PIT won series, 4-2]**

May 15	Minnesota	5	at Pittsburgh	4	L
May 17	Minnesota	1	at Pittsburgh	4	W
May 19	Pittsburgh	1	at Minnesota	3	L
May 21	Pittsburgh	5	at Minnesota	3	W
May 23	Minnesota	4	at Pittsburgh	6	W
May 25	Pittsburgh	8	at Minnesota	0	W

1992 Patrick Division Semifinals vs. Washington**[PIT won series, 4-3]**

Apr. 19	Pittsburgh	1	at Washington	3	L
Apr. 21	Pittsburgh	2	at Washington	6	L
Apr. 23	Washington	4	at Pittsburgh	6	W
Apr. 25	Washington	7	at Pittsburgh	2	L
Apr. 27	Pittsburgh	5	at Washington	2	W
Apr. 29	Washington	4	at Pittsburgh	6	W
May 1	Pittsburgh	3	at Washington	1	W

Patrick Division Final vs. NY Rangers**[PIT won series, 4-2]**

May 3	Pittsburgh	4	at NY Rangers	2	W
May 5	Pittsburgh	2	at NY Rangers	4	L
May 7	NY Rangers	6	at Pittsburgh	5 [OT]	L
May 9	NY Rangers	4	at Pittsburgh	5 [OT]	W
May 11	Pittsburgh	3	at NY Rangers	2	W
May 13	NY Rangers	1	at Pittsburgh	5	W

Prince of Wales Conference Final vs. Boston**[PIT won series, 4-0]**

May 17	Boston	3	at Pittsburgh	4 [OT]	W
May 19	Boston	2	at Pittsburgh	5	W
May 21	Pittsburgh	5	at Boston	1	W
May 23	Pittsburgh	5	at Boston	1	W

Stanley Cup Final vs. Chicago**[PIT won series, 4-0]**

May 26	Chicago	4	at Pittsburgh	5	W
May 28	Chicago	1	at Pittsburgh	3	W
May 30	Pittsburgh	1	at Chicago	0	W
June 1	Pittsburgh	6	at Chicago	5	W

1993 Patrick Division Semifinals vs. New Jersey**[PIT won series, 4-1]**

Apr. 18	New Jersey	3	at Pittsburgh	6	W
Apr. 20	New Jersey	0	at Pittsburgh	7	W
Apr. 22	Pittsburgh	4	at New Jersey	3	W
Apr. 25	Pittsburgh	1	at New Jersey	4	L
Apr. 26	New Jersey	3	at Pittsburgh	5	W

Patrick Division Final vs. NY Islanders**[NYI won series, 4-3]**

May 2	NY Islanders	3	at Pittsburgh	2	L
May 4	NY Islanders	0	at Pittsburgh	3	W
May 6	Pittsburgh	3	at NY Islanders	1	W
May 8	Pittsburgh	5	at NY Islanders	6	L
May 10	NY Islanders	3	at Pittsburgh	6	W
May 12	Pittsburgh	5	at NY Islanders	7	L
May 14	NY Islanders	4	at Pittsburgh	3 [OT]	L

1994 Eastern Conference Quarterfinals vs. Washington**[WSH won series, 4-2]**

Apr. 17	Washington	5	at Pittsburgh	3	L
Apr. 19	Washington	1	at Pittsburgh	2	W
Apr. 21	Pittsburgh	0	at Washington	2	L
Apr. 23	Pittsburgh	1	at Washington	4	L
Apr. 25	Washington	2	at Pittsburgh	3	W
Apr. 27	Pittsburgh	3	at Washington	6	L

1995 Eastern Conference Quarterfinals vs. Washington**[PIT won series, 4-3]**

May 6	Washington	5	at Pittsburgh	4	L
May 8	Washington	3	at Pittsburgh	5	W
May 10	Pittsburgh	2	at Washington	6	L
May 12	Pittsburgh	2	at Washington	6	L
May 14	Washington	5	at Pittsburgh	6 [OT]	W
May 16	Pittsburgh	7	at Washington	1	W
May 18	Washington	0	at Pittsburgh	3	W

Eastern Conference Semifinals vs. New Jersey**[NJD won series, 4-1]**

May 20	New Jersey	2	at Pittsburgh	3	W
May 22	New Jersey	4	at Pittsburgh	2	L
May 24	Pittsburgh	1	at New Jersey	5	L
May 26	Pittsburgh	1	at New Jersey	2 [OT]	L
May 28	New Jersey	4	at Pittsburgh	1	L

1996 Eastern Conference Quarterfinals vs. Washington**[PIT won series, 4-2]**

Apr. 17	Washington	6	at Pittsburgh	4	L
Apr. 19	Washington	5	at Pittsburgh	3	L
Apr. 22	Pittsburgh	4	at Washington	1	W
Apr. 24	Pittsburgh	3	at Washington	2 [4OT]	W
Apr. 26	Washington	1	at Pittsburgh	4	W
Apr. 28	Pittsburgh	3	at Washington	2	W

Eastern Conference Semifinals vs. NY Rangers**[PIT won series, 4-1]**

May 3	NY Rangers	3	at Pittsburgh	4	W
May 5	NY Rangers	6	at Pittsburgh	3	L
May 7	Pittsburgh	3	at NY Rangers	2	W
May 9	Pittsburgh	4	at NY Rangers	1	W
May 11	NY Rangers	3	at Pittsburgh	7	W

Eastern Conference Final vs. Florida**[FLA won series, 4-3]**

May 18	Florida	5	at Pittsburgh	1	L
May 20	Florida	2	at Pittsburgh	3	W
May 24	Pittsburgh	2	at Florida	5	L
May 26	Pittsburgh	2	at Florida	1	W

PLAYOFF GAME-BY-GAME RESULTS CONTINUED

	May 28	Florida	0	at Pittsburgh	3	W
	May 30	Pittsburgh	3	at Florida	4	L
	June 1	Florida	3	at Pittsburgh	1	L
1997	Eastern Conference Quarterfinals vs. Philadelphia [PHI won series, 4-1]					
	Apr. 17	Pittsburgh	1	at Philadelphia	5	L
	Apr. 19	Pittsburgh	2	at Philadelphia	3	L
	Apr. 21	Philadelphia	5	at Pittsburgh	3	L
	Apr. 23	Philadelphia	1	at Pittsburgh	4	W
	Apr. 26	Pittsburgh	3	at Philadelphia	6	L
1998	Eastern Conference Quarterfinals vs. Montreal [MTL won series, 4-2]					
	Apr. 23	Montreal	3	at Pittsburgh	2 [OT]	L
	Apr. 25	Montreal	1	at Pittsburgh	4	W
	Apr. 27	Pittsburgh	1	at Montreal	3	L
	Apr. 29	Pittsburgh	6	at Montreal	3	W
	May 1	Montreal	5	at Pittsburgh	2	L
	May 3	Pittsburgh	0	at Montreal	3	L
1999	Eastern Conference Quarterfinals vs. New Jersey [PIT won series, 4-3]					
	Apr. 22	Pittsburgh	1	at New Jersey	3	L
	Apr. 24	Pittsburgh	4	at New Jersey	1	W
	Apr. 25	New Jersey	2	at Pittsburgh	4	W
	Apr. 27	New Jersey	4	at Pittsburgh	2	L
	Apr. 30	Pittsburgh	3	at New Jersey	4	L
	May 2	New Jersey	2	at Pittsburgh	3 [OT]	W
	May 4	Pittsburgh	4	at New Jersey	2	W
	Eastern Conference Semifinals vs. Toronto [TOR won series, 4-2]					
	May 7	Pittsburgh	2	at Toronto	0	W
	May 9	Pittsburgh	2	at Toronto	4	L
	May 11	Toronto	3	at Pittsburgh	4	W
	May 13	Toronto	3	at Pittsburgh	2 [OT]	L
	May 15	Pittsburgh	1	at Toronto	4	L
	May 17	Toronto	4	at Pittsburgh	3 [OT]	L
2000	Eastern Conference Quarterfinals vs. Washington [PIT won series, 4-1]					
	Apr. 13	Pittsburgh	7	at Washington	0	W
	Apr. 15	Washington	1	at Pittsburgh	2 [OT]	W
	Apr. 17	Washington	3	at Pittsburgh	4	W
	Apr. 19	Pittsburgh	2	at Washington	3	L
	Apr. 21	Pittsburgh	2	at Washington	1	W
	Eastern Conference Semifinals vs. Philadelphia [PHI won series, 4-2]					
	Apr. 27	Pittsburgh	2	at Philadelphia	0	W
	Apr. 29	Pittsburgh	4	at Philadelphia	1	W
	May 2	Philadelphia	4	at Pittsburgh	3 [OT]	L
	May 4	Philadelphia	2	at Pittsburgh	1 [5OT]	L
	May 7	Pittsburgh	3	at Philadelphia	6	L
	May 9	Philadelphia	2	at Pittsburgh	1	L
2001	Eastern Conference Quarterfinals vs. Washington [PIT won series, 4-2]					
	Apr. 12	Pittsburgh	0	at Washington	1	L
	Apr. 14	Pittsburgh	2	at Washington	1	W
	Apr. 16	Washington	0	at Pittsburgh	3	W
	Apr. 18	Washington	4	at Pittsburgh	3 [OT]	L
	Apr. 21	Pittsburgh	2	at Washington	1	W
	Apr. 23	Washington	3	at Pittsburgh	4 [OT]	W

Eastern Conference Semifinals vs. Buffalo
[PIT won series, 4-3]

Apr. 26	Pittsburgh	3	at Buffalo	0	W
Apr. 28	Pittsburgh	3	at Buffalo	1	W
Apr. 30	Buffalo	4	at Pittsburgh	1	L
May 2	Buffalo	5	at Pittsburgh	2	L
May 5	Pittsburgh	2	at Buffalo	3 [OT]	L
May 8	Buffalo	2	at Pittsburgh	3 [OT]	W
May 10	Pittsburgh	3	at Buffalo	2 [OT]	W

Eastern Conference Final vs. New Jersey
[NJD won series, 4-1]

May 12	Pittsburgh	1	at New Jersey	3	L
May 15	Pittsburgh	4	at New Jersey	2	W
May 17	New Jersey	3	at Pittsburgh	0	L
May 19	New Jersey	5	at Pittsburgh	0	L
May 22	Pittsburgh	2	at New Jersey	4	L

2002 Did Not Qualify For Playoffs**2003 Did Not Qualify For Playoffs****2004 Did Not Qualify For Playoffs****2005 No Season****2006 Did Not Qualify For Playoffs****2007 Eastern Conference Quarterfinals vs. Ottawa**
[OTT won series, 4-1]

Apr. 11	Pittsburgh	3	at Ottawa	6	L
Apr. 14	Pittsburgh	4	at Ottawa	3	W
Apr. 15	Ottawa	4	at Pittsburgh	2	L
Apr. 17	Ottawa	2	at Pittsburgh	1	L
Apr. 19	Pittsburgh	0	at Ottawa	3	L

2008 Eastern Conference Quarterfinals vs. Ottawa
[PIT won series, 4-0]

Apr. 9	Ottawa	0	at Pittsburgh	4	W
Apr. 11	Ottawa	3	at Pittsburgh	5	W
Apr. 14	Pittsburgh	4	at Ottawa	1	W
Apr. 16	Pittsburgh	3	at Ottawa	1	W

Eastern Conference Semifinals vs. NY Rangers
[PIT won series, 4-1]

Apr. 25	NY Rangers	4	at Pittsburgh	5	W
Apr. 27	NY Rangers	0	at Pittsburgh	2	W
Apr. 29	Pittsburgh	5	at NY Rangers	3	W
May 1	Pittsburgh	0	at NY Rangers	3	L
May 4	NY Rangers	2	at Pittsburgh	3 [OT]	W

Eastern Conference Final vs. Philadelphia
[PIT won series, 4-1]

May 9	Philadelphia	2	at Pittsburgh	4	W
May 11	Philadelphia	2	at Pittsburgh	4	W
May 13	Pittsburgh	4	at Philadelphia	1	W
May 15	Pittsburgh	2	at Philadelphia	4	L
May 18	Philadelphia	0	at Pittsburgh	6	W

Stanley Cup Final vs. Detroit
[DET won series, 4-2]

May 24	Pittsburgh	0	at Detroit	4	L
May 26	Pittsburgh	0	at Detroit	3	L
May 28	Detroit	2	at Pittsburgh	3	W
May 31	Detroit	2	at Pittsburgh	1	L
June 2	Pittsburgh	4	at Detroit	3 [3OT]	W
June 4	Detroit	3	at Pittsburgh	2	L

PLAYOFF GAME-BY-GAME RESULTS CONTINUED

2009 Eastern Conference Quarterfinals vs. Philadelphia
[PIT won series, 4-2]

Apr. 15	Philadelphia	1	at Pittsburgh	4	W
Apr. 17	Philadelphia	2	at Pittsburgh	3 (OT)	W
Apr. 19	Pittsburgh	3	at Philadelphia	6	L
Apr. 21	Pittsburgh	3	at Philadelphia	1	W
Apr. 23	Philadelphia	3	at Pittsburgh	0	L
Apr. 25	Pittsburgh	5	at Philadelphia	3	W

Eastern Conference Semifinals vs. Washington
[PIT won series, 4-3]

May 2	Pittsburgh	2	at Washington	3	L
May 4	Pittsburgh	3	at Washington	4	L
May 6	Washington	2	at Pittsburgh	3 (OT)	W
May 8	Washington	3	at Pittsburgh	5	W
May 9	Pittsburgh	4	at Washington	3 (OT)	W
May 11	Washington	5	at Pittsburgh	4 (OT)	L
May 13	Pittsburgh	6	at Washington	2	W

Eastern Conference Final vs. Carolina
[PIT won series, 4-0]

May 18	Carolina	2	at Pittsburgh	3	W
May 21	Carolina	4	at Pittsburgh	7	W
May 23	Pittsburgh	6	at Carolina	2	W
May 26	Pittsburgh	4	at Carolina	1	W

Stanley Cup Final vs. Detroit
[PIT won series, 4-3]

May 30	Pittsburgh	1	at Detroit	3	L
May 31	Pittsburgh	1	at Detroit	3	L
June 2	Detroit	2	at Pittsburgh	4	W
June 4	Detroit	2	at Pittsburgh	4	W
June 6	Pittsburgh	0	at Detroit	5	L
June 9	Detroit	1	at Pittsburgh	2	W
June 12	Pittsburgh	2	at Detroit	1	W

2010 Eastern Conference Quarterfinals vs. Ottawa
[PIT won series, 4-2]

Apr. 14	Ottawa	5	at Pittsburgh	4	L
Apr. 16	Ottawa	1	at Pittsburgh	2	W
Apr. 18	Pittsburgh	4	at Ottawa	2	W
Apr. 20	Pittsburgh	7	at Ottawa	4	W
Apr. 22	Ottawa	4	at Pittsburgh	3 (3OT)	L
Apr. 24	Pittsburgh	4	at Ottawa	3 (OT)	W

Eastern Conference Semifinals vs. Montreal
[MTL won series, 4-3]

Apr. 30	Montreal	3	at Pittsburgh	6	W
May 2	Montreal	3	at Pittsburgh	1	L
May 4	Pittsburgh	2	at Montreal	0	W
May 6	Pittsburgh	2	at Montreal	3	L
May 8	Montreal	1	at Pittsburgh	2	W
May 10	Pittsburgh	3	at Montreal	4	L
May 12	Montreal	5	at Pittsburgh	2	L

2011 Eastern Conference Quarterfinals vs. Tampa Bay
[TBL won series, 4-3]

Apr. 13	Tampa Bay	0	at Pittsburgh	3	W
Apr. 15	Tampa Bay	5	at Pittsburgh	1	L
Apr. 18	Pittsburgh	3	at Tampa Bay	2	W
Apr. 20	Pittsburgh	3	at Tampa Bay	2 (2OT)	W
Apr. 23	Tampa Bay	8	at Pittsburgh	2	L
Apr. 25	Pittsburgh	2	at Tampa Bay	4	L
Apr. 27	Tampa Bay	1	at Pittsburgh	0	L

2012 Eastern Conference Quarterfinals vs. Philadelphia
[PHI won series, 4-2]

Apr. 11	Philadelphia	4	at Pittsburgh	3 (OT)	L
Apr. 13	Philadelphia	8	at Pittsburgh	5	L
Apr. 15	Pittsburgh	4	at Philadelphia	8	L
Apr. 18	Pittsburgh	10	at Philadelphia	3	W
Apr. 20	Philadelphia	2	at Pittsburgh	3	W
Apr. 22	Pittsburgh	1	at Philadelphia	5	L

2013 Eastern Conference Quarterfinals vs. NY Islanders
[PIT won series, 4-2]

May 1	NY Islanders	0	at Pittsburgh	5	W
May 3	NY Islanders	4	at Pittsburgh	3	L
May 5	Pittsburgh	5	at NY Islanders	4 (OT)	W
May 7	Pittsburgh	4	at NY Islanders	6	L
May 9	NY Islanders	0	at Pittsburgh	4	W
May 11	Pittsburgh	4	at NY Islanders	3 (OT)	W

Eastern Conference Semifinals vs. Ottawa
[PIT won series, 4-1]

May 14	Ottawa	1	at Pittsburgh	4	W
May 17	Ottawa	3	at Pittsburgh	4	W
May 19	Pittsburgh	1	at Ottawa	2 (2OT)	L
May 22	Pittsburgh	7	at Ottawa	3	W
May 24	Ottawa	2	at Pittsburgh	6	W

Eastern Conference Final vs. Boston
[BOS won series, 4-0]

June 1	Boston	3	at Pittsburgh	0	L
June 3	Boston	6	at Pittsburgh	1	L
June 5	Pittsburgh	1	at Boston	2 (2OT)	L
June 7	Pittsburgh	0	at Boston	1	L

2014 Eastern Conference First Round vs. Columbus
[PIT won series, 4-2]

Apr. 16	Columbus	3	at Pittsburgh	4	W
Apr. 19	Columbus	4	at Pittsburgh	3 (2OT)	L
Apr. 21	Pittsburgh	4	at Columbus	3	W
Apr. 23	Pittsburgh	3	at Columbus	4 (OT)	L
Apr. 26	Columbus	1	at Pittsburgh	3	W
Apr. 28	Pittsburgh	4	at Columbus	3	W

Eastern Conference Second Round vs. NY Rangers
[NYR won series, 4-3]

May 2	NY Rangers	3	at Pittsburgh	2 (OT)	L
May 4	NY Rangers	0	at Pittsburgh	3	W
May 5	Pittsburgh	2	at NY Rangers	0	W
May 7	Pittsburgh	4	at NY Rangers	2	W
May 9	NY Rangers	5	at Pittsburgh	1	L
May 11	Pittsburgh	1	at NY Rangers	3	L
May 13	NY Rangers	2	at Pittsburgh	1	L

2015 Eastern Conference First Round vs. NY Rangers
[NYR won series, 4-1]

Apr. 16	Pittsburgh	1	at NY Rangers	2	L
Apr. 18	Pittsburgh	4	at NY Rangers	3	W
Apr. 20	NY Rangers	2	at Pittsburgh	1	L
Apr. 22	NY Rangers	2	at Pittsburgh	1 (OT)	L
Apr. 24	Pittsburgh	1	at NY Rangers	2 (OT)	L

2016 Eastern Conference First Round vs. NY Rangers
[PIT won series, 4-1]

Apr. 13	NY Rangers	2	at Pittsburgh	5	W
Apr. 16	NY Rangers	4	at Pittsburgh	2	L
Apr. 19	Pittsburgh	3	at NY Rangers	1	W
Apr. 21	Pittsburgh	5	at NY Rangers	0	W
Apr. 23	NY Rangers	3	at Pittsburgh	6	W

PLAYOFF GAME-BY-GAME RESULTS CONTINUED

Eastern Conference Second Round vs. Washington**[PIT won series, 4-2]**

Apr. 28	Pittsburgh	3	at Washington	4 (OT)	L
Apr. 30	Pittsburgh	2	at Washington	1	W
May 2	Washington	2	at Pittsburgh	3	W
May 4	Washington	2	at Pittsburgh	3 (OT)	W
May 7	Pittsburgh	1	at Washington	3	L
May 10	Washington	3	at Pittsburgh	4 (OT)	W

Eastern Conference Final vs. Tampa Bay**[PIT won series, 4-3]**

May 13	Tampa Bay	3	at Pittsburgh	1	L
May 16	Tampa Bay	2	at Pittsburgh	3 (OT)	W
May 18	Pittsburgh	4	at Tampa Bay	2	W
May 20	Pittsburgh	3	at Tampa Bay	4	L
May 22	Tampa Bay	4	at Pittsburgh	3 (OT)	L
May 24	Pittsburgh	5	at Tampa Bay	2	W
May 26	Tampa Bay	1	at Pittsburgh	2	W

Stanley Cup Final vs. San Jose**[PIT won series, 4-2]**

May 30	San Jose	2	at Pittsburgh	3	W
June 1	San Jose	1	at Pittsburgh	2 (OT)	W
June 4	Pittsburgh	2	at San Jose	3 (OT)	L
June 6	Pittsburgh	3	at San Jose	1	W
June 9	San Jose	4	at Pittsburgh	2	L
June 12	Pittsburgh	3	at San Jose	1	W

2017 Eastern Conference First Round vs. Columbus**[PIT won series, 4-1]**

Apr. 12	Columbus	1	at Pittsburgh	3	W
Apr. 14	Columbus	1	at Pittsburgh	4	W
Apr. 16	Pittsburgh	5	at Columbus	4 (OT)	W
Apr. 18	Pittsburgh	4	at Columbus	5	L
Apr. 20	Columbus	2	at Pittsburgh	5	W

Eastern Conference Second Round vs. Washington**[PIT won series, 4-3]**

Apr. 27	Pittsburgh	3	at Washington	2	W
Apr. 29	Pittsburgh	6	at Washington	2	W
May 1	Washington	3	at Pittsburgh	2 (OT)	L
May 3	Washington	2	at Pittsburgh	3	W
May 6	Pittsburgh	2	at Washington	4	L
May 8	Washington	5	at Pittsburgh	2	L
May 10	Pittsburgh	2	at Washington	0	W

Eastern Conference Final vs. Ottawa**[PIT won series, 4-3]**

May 13	Ottawa	2	at Pittsburgh	1 (OT)	L
May 15	Ottawa	0	at Pittsburgh	1	W
May 17	Pittsburgh	1	at Ottawa	5	L
May 19	Pittsburgh	3	at Ottawa	2	W
May 21	Ottawa	0	at Pittsburgh	7	W
May 23	Pittsburgh	1	at Ottawa	2	L
May 25	Ottawa	2	at Pittsburgh	3 (2OT)	W

Stanley Cup Final vs. Nashville**[PIT won series, 4-2]**

May 29	Nashville	3	Pittsburgh	5	W
May 31	Nashville	1	Pittsburgh	4	W
June 3	Pittsburgh	1	Nashville	5	L
June 5	Pittsburgh	1	Nashville	4	L
June 8	Nashville	0	Pittsburgh	6	W
June 11	Pittsburgh	2	Nashville	0	W

2018 Eastern Conference First Round vs. Philadelphia**[PIT won series, 4-2]**

Apr. 11	Philadelphia	0	at Pittsburgh	7	W
Apr. 13	Philadelphia	5	at Pittsburgh	1	L
Apr. 15	Pittsburgh	5	at Philadelphia	1	W
Apr. 18	Pittsburgh	5	at Philadelphia	0	W
Apr. 20	Philadelphia	4	at Pittsburgh	2	L
Apr. 22	Pittsburgh	8	at Philadelphia	5	W

Eastern Conference Second Round vs. Washington**[WSH won series, 4-2]**

Apr. 26	Pittsburgh	3	at Washington	2	W
Apr. 29	Pittsburgh	1	at Washington	4	L
May 1	Washington	4	at Pittsburgh	3	L
May 3	Washington	1	at Pittsburgh	3	W
May 5	Pittsburgh	3	at Washington	6	L
May 7	Washington	2	at Pittsburgh	1 (OT)	L

2019 Eastern Conference First Round vs. NY Islanders**[NYI won series, 4-0]**

Apr. 10	Pittsburgh	3	at NY Islanders	4 (OT)	L
Apr. 12	Pittsburgh	1	at NY Islanders	3	L
Apr. 14	NY Islanders	4	at Pittsburgh	1	L
Apr. 16	NY Islanders	3	at Pittsburgh	1	L

PLAYOFF RECORDS

ALL-TIME AGAINST OPPONENTS

OPPONENT	SERIES	W	L	GP	W	L	GF	GA	LAST	SERIES
WASHINGTON	11	9	2	68	40	28	214	195	2018	SR - Lost 4-2
NY RANGERS	7	5	2	37	24	13	122	93	2016	FR - Won 4-1
PHILADELPHIA	7	3	4	41	20	21	143	136	2018	FR - Won 4-2
OTTAWA	5	4	1	27	17	10	89	66	2017	CF - Won 4-3
NEW JERSEY	5	3	2	29	14	15	80	86	2001	CF - Lost 4-1
BOSTON	5	2	3	23	10	13	69	74	2013	CF - Lost 4-0
NY ISLANDERS	5	1	4	29	12	17	89	98	2019	FR - Lost 4-0
ST. LOUIS	3	1	2	13	6	7	40	45	1981	PR - Lost 3-2
TORONTO	3	0	3	12	4	8	27	39	1999	CSF - Lost 4-2
BUFFALO	2	2	0	10	6	4	26	26	2001	CSF - Won 4-3
COLUMBUS	2	2	0	11	8	3	42	31	2017	FR - Won 4-1
CHICAGO	2	1	1	8	4	4	23	24	1992	F - Won 4-0
DETROIT	2	1	1	13	6	7	24	34	2009	F - Won 4-3
TAMPA BAY	2	1	1	14	7	7	35	40	2016	CF - Won 4-3
MONTREAL	2	0	2	13	5	8	33	37	2010	CSF - Lost 4-3
CAROLINA	1	1	0	4	4	0	20	9	2009	CF - Won 4-0
MINNESOTA	1	1	0	6	4	2	28	16	1991	F - Won 4-2
NASHVILLE	1	1	0	6	4	2	19	13	2017	F - Won 4-2
OAKLAND	1	1	0	4	4	0	13	6	1970	QF - Won 4-0
SAN JOSE	1	1	0	6	4	2	15	12	2016	F - Won 4-2
FLORIDA	1	0	1	7	3	4	15	20	1996	CF - Lost 4-3
TOTAL	69	40	29	381	206	175	1166	1100		

COACHES' PLAYOFF RECORDS

COACHES	SERIES	W-L	GAMES	W-L
Dan Bylsma	13	8-5	78	43-35
Mike Sullivan	11	9-2	65	38-27
Scott Bowman	6	5-1	33	23-10
Eddie Johnston	8	3-5	46	22-24
Bob Johnson	4	4-0	24	16-8
Michel Therrien	5	3-2	25	15-10
Ivan Hlinka	3	2-1	18	9-9
Kevin Constantine	3	1-2	19	8-11
Gene Ubriaco	2	1-1	11	7-4
Herb Brooks	2	1-1	11	6-5
Red Kelly	3	1-2	14	6-8
Marc Boileau	2	1-1	9	5-4
Johnny Wilson	3	1-2	12	4-8
Ken Schinkel	2	0-2	6	2-4
Mike Johnston	1	0-1	5	1-4
Craig Patrick	1	0-1	5	1-4
TOTAL	69	40-29	381	206-175

RECORDS BY SERIES

SERIES	PLAYED	W-L
Record in Stanley Cup Final	6	5-1
Record in Semifinals/Conference Finals	10	6-4
Record in Quarterfinals/Division Finals/Conference Semifinals/Second Round	21	10-11
Record in Preliminary Round/Division Semifinals/Conference Quarterfinals/First Round	32	19-13
Record in Two-Game Series	1	1-0
Record in Three-Game Series	3	1-2
Record in Four-Game Series	10	6-4
Record in Five-Game Series	17	9-8
Record in Six-Game Series	21	13-8
Record in Seven-Game Series	17	10-7

RECORDS BY GAME

	OVERALL	HOME	ROAD
Game One	34-35	25-16	9-19
Game Two	41-28	29-13	12-15
Game Three	40-28	13-14	27-14
Game Four	33-32	11-14	22-18
Game Five	28-27	21-11	7-16
Game Six	20-18	8-7	12-11
Game Seven	10-7	4-7	6-0
TOTAL	206-175	111-82	95-93

MISCELLANEOUS PLAYOFF RECORDS

Years in the Playoffs	34	
Most Consecutive Years	13	2007-19
Most Consecutive Wins	14	5/9/92 to 4/22/93*
Most Consecutive Home Wins	9	4/9/08 to 5/2/08
		5/9/92 to 4/26/93
Most Consecutive Road Wins	6	5/11/92 to 4/22/93

*NHL RECORD

PLAYOFF RECORDS CONTINUED

ALL-TIME PLAYOFF RECORDS

GAMES PLAYED

1. SIDNEY CROSBY	164
2. EVGENI MALKIN	162
3. Jaromir Jagr	140
4. KRIS LETANG	132
5. Chris Kunitz	126
6. Marc-Andre Fleury	115
7. Mario Lemieux	107
8. Kevin Stevens	103
9. Tom Barrasso	101
10. Ron Francis	97

POINTS

1. SIDNEY CROSBY	186
2. Mario Lemieux	172
3. EVGENI MALKIN	168
4. Jaromir Jagr	147
5. Kevin Stevens	106
6. Ron Francis	100
7. KRIS LETANG	80
8. Chris Kunitz	76
9. Larry Murphy	72
10. Phil Kessel	56
11. Martin Straka	46
12. Sergei Gonchar	44
13. JAKE GUENTZEL	43

GOALS

1. Mario Lemieux	76
2. SIDNEY CROSBY	66
3. Jaromir Jagr	65
4. EVGENI MALKIN	63
5. Kevin Stevens	46
6. Ron Francis	32
7. JAKE GUENTZEL	24
8. Chris Kunitz	23
Jordan Staal	23
10. PATRIC HORNQVIST	21
KRIS LETANG	21
12. Phil Kessel	20
13. Martin Straka	19

ASSISTS

1. SIDNEY CROSBY	120
2. EVGENI MALKIN	105
3. Mario Lemieux	96
4. Jaromir Jagr	82
5. Ron Francis	68
6. Kevin Stevens	60
7. KRIS LETANG	59
8. Larry Murphy	57
9. Chris Kunitz	53
10. Sergei Gonchar	37
11. Phil Kessel	36

POWER-PLAY GOALS

1. Mario Lemieux	29
2. EVGENI MALKIN	27
3. Kevin Stevens	20
4. SIDNEY CROSBY	19
Jarmior Jagr	19
6. Chris Kunitz	11
7. Phil Kessel	10
Larry Murphy	10

SHORTHANDED GOALS

1. Mario Lemieux	7
2. Pascal Dupuis	2
Bob Errey	2
Jaromir Jagr	2
Eddie Olczyk	2

GAME-WINNING GOALS

1. Jaromir Jagr	14
2. EVGENI MALKIN	12
3. Mario Lemieux	11
4. SIDNEY CROSBY	9
Kevin Stevens	9
6. Ron Francis	8
7. JAKE GUENTZEL	7
8. Tyler Kennedy	6

WINS

1. Marc-Andre Fleury	62
2. Tom Barrasso	56
3. MATT MURRAY	28
4. Ken Wregget	13
5. Johan Hedberg	9

GOALS-AGAINST AVERAGE

1. Ron Tugnutt	1.77
2. Tomas Vokoun	2.01
3. Les Binkley	2.10
4. MATT MURRAY	2.16
5. Johan Hedberg	2.30
6. Marc-Andre Fleury	2.65

SHUTOUTS

1. Marc-Andre Fleury	10
2. MATT MURRAY	6
Tom Barrasso	6
4. Johan Hedberg	2
Ron Tugnutt	2

PLAYOFF RECORDS CONTINUED

ALL-TIME GOALTENDERS' PLAYOFF RECORDS

PLAYER	GP	MP	GF	GA	ENG	SO	SAVES	GAA	W-L
JEAN-SEBASTIEN AUBIN	1	1	0	0	0	0	0	0.00	0-0
JOCELYN THIBAUT	1	8	2	0	0	0	1	0.00	0-0
MATHIEU GARON	1	24	0	0	0	0	8	0.00	0-0
WENDELL YOUNG	1	39	1	1	0	0	10	1.54	0-0
RON TUGNUTT	11	746	29	22	0	2	376	1.77	6-5
TOMAS VOKOUN	11	685	31	23	0	1	322	2.01	6-5
LES BINKLEY	7	428	18	15	0	0	183	2.10	5-2
MATT MURRAY	48	2891	142	104	9	6	1215	2.16	28-19
JOHAN HEDBERG	18	1123	38	43	1	2	439	2.30	9-9
MARC-ANDRE FLEURY	115	6874	338	303	7	10	3002	2.65	62-51
GARY INNESS	9	540	27	24	3	0	273	2.67	5-4
MICHEL PLASSE	3	180	3	8	0	1	85	2.67	1-2
KEN WREGGET	26	1597	82	78	5	1	816	2.86	13-12
TOM BARRASSO	101	5918	334	287	12	6	2523	2.91	56-42
PETER SKUDRA	1	20	2	1	0	0	10	3.00	0-0
JEFF ZATKOFF	2	117	7	6	0	0	59	3.08	1-1
FRANK PIETRANGELO	5	288	19	15	1	1	133	3.13	4-1
AL SMITH	3	180	5	10	0	0	79	3.33	1-2
DENIS HERRON	10	601	26	35	3	0	298	3.49	3-7
JIM RUTHERFORD	4	240	8	14	0	0	131	3.50	0-4
GREG MILLEN	10	625	35	40	1	0	297	3.84	4-6
MICHEL DION	5	310	13	22	0	0	164	4.26	2-3
BRENT JOHNSON	3	85	4	7	0	0	21	4.94	0-0

PLAYER RECORDS

CAREER

GAMES PLAYED	164	SIDNEY CROSBY
GOALS	76	Mario Lemieux
ASSISTS	120	SIDNEY CROSBY
POINTS	186	SIDNEY CROSBY
PENALTY MINUTES	222	EVGENI MALKIN
POWER-PLAY GOALS	29	Mario Lemieux
GAMES PLAYED, GOALIE	115	Marc-Andre Fleury
WINS	62	Marc-Andre Fleury
GOALS-AGAINST AVERAGE	1.77	Ron Tugnutt
MINUTES PLAYED	6874	Marc-Andre Fleury

PERIOD

GOALS	4	4/25/89 vs. Philadelphia	Mario Lemieux*
ASSISTS	3	5/8/95 vs. Washington 4/19/91 vs. Washington 4/25/89 vs. Philadelphia	Ron Francis Paul Coffey Mario Lemieux
POINTS	4	4/23/92 vs. Washington 4/25/89 vs. Philadelphia	Lemieux [2+2]* Lemieux [4+0]*
SHOTS	7	4/16/08 at Ottawa 4/11/91 vs. New Jersey	Marian Hossa Larry Murphy
PENALTIES	6	4/13/80 at Boston	Kim Clackson
PIMS	26	4/13/80 at Boston	Kim Clackson
SAVES	27	4/21/97 vs. Philadelphia	Ken Wregget

SERIES

GOALS	9	1989 vs. Philadelphia	Mario Lemieux
ASSISTS	11	1995 vs. Washington	Ron Francis
POINTS	17	1992 vs. Washington	Mario Lemieux
PIMS	43	1989 vs. NY Rangers 1970 vs. St. Louis	Randy Hillier Tracy Pratt

YEAR

GOALS	17	1991	Kevin Stevens
ASSISTS	28	1991	Mario Lemieux
POINTS	44	1991	Mario Lemieux
PENALTY MINUTES	66	1989	Phil Bourque
POWER-PLAY GOALS	8	1992	Mario Lemieux
GAME-WINNING GOALS	5	2017 1992	JAKE GUENTZEL Mario Lemieux
SHOTS	104	2009	EVGENI MALKIN
GOALS, DEFENSEMAN	5	2010 1991	KRIS LETANG Larry Murphy
ASSISTS, DEFENSEMAN	18	1991	Larry Murphy
POINTS, DEFENSEMAN	23	1991	Larry Murphy
SAVES	686	2009	Marc-Andre Fleury

GAME

GOALS	5	4/25/89 vs. Philadelphia	Mario Lemieux
ASSISTS	4	NINE TIMES – LAST TIME 5/22/13 AT OTTAWA	KRIS LETANG
POINTS	8	4/25/89 vs. Philadelphia	Lemieux [5+3]*
SHOTS	12	4/24/96 at Washington 4/29/92 vs. Washington	Jaromir Jagr Kevin Stevens
PENALTIES	8	4/13/80 at Boston	Kim Clackson
PIMS	32	4/19/70 at St. Louis	Tracy Pratt
SAVES	70	5/4/00 vs. Philadelphia	Ron Tugnutt

STREAKS

GOALS	7 games	4/26/96 – 5/11/96 5/3/91 – 5/17/91	Mario Lemieux [10] Mario Lemieux [8]
ASSISTS	10 games	4/19/91 – 5/11/91	Mario Lemieux [16]
POINTS	15 games	4/13/91 – 5/17/91	Mario Lemieux [11+18]
SHUTOUT SEQUENCE	225:49 154:33	6/5/17 – 4/13/18 4/21/00 – 4/29/00	MATT MURRAY (MULTIPLE SEASONS) Ron Tugnutt [single season]

OVERTIME GAMES

DATE	PLAYER	TIME	OPPONENT	GAME #	R	S
4/10/19	Josh Bailey	4:39	at NY Islanders	Game 1	L	4-3
5/7/18	Evgeny Kuznetsov	5:27	vs. Washington	Game 6	L	1-2
5/25/17	Chris Kunitz	25:09	vs. Ottawa	Game 7	W	3-2
5/13/17	Bobby Ryan	4:59	at Ottawa	Game 1	L	1-2
5/01/17	Kevin Shattenkirk	3:13	vs. Washington	Game 3	L	2-3
4/16/17	Jake Guentzel	13:10	at Columbus	Game 3	W	5-4
6/4/16	Joonas Donskoi	12:18	at San Jose	Game 3	L	2-3
6/1/16	Conor Sheary	2:35	vs. San Jose	Game 2	W	2-1
5/22/16	Tyler Johnson	0:53	vs. Tampa Bay	Game 5	L	3-4
5/16/16	Sidney Crosby	0:40	vs. Tampa Bay	Game 2	W	3-2
5/10/16	Nick Bonino	6:32	vs. Washington	Game 6	W	4-3
5/4/16	Patric Hornqvist	2:34	vs. Washington	Game 4	W	3-2
4/28/16	T.J. Oshie	9:33	at Washington	Game 1	L	3-4
4/24/15	Carl Hagelin	10:52	at NY Rangers	Game 5	L	1-2
4/22/15	Kevin Hayes	3:14	vs. NY Rangers	Game 4	L	1-2
5/2/14	Derick Brassard	3:06	vs. NY Rangers	Game 1	L	2-3
4/23/14	Nick Foligno	2:49	at Columbus	Game 4	L	3-4
4/19/14	Matt Calvert	21:10	vs. Columbus	Game 2	L	3-4
6/5/13	Patrice Bergeron	35:19	at Boston	Game 3	L	1-2
5/19/13	Colin Greening	27:39	at Ottawa	Game 3	L	1-2
5/11/13	Brooks Orpik	7:49	at NY Islanders	Game 6	W	4-3
5/5/13	Chris Kunitz	8:44	at NY Islanders	Game 3	W	5-4
4/11/12	Jakub Voracek	2:23	vs. Philadelphia	Game 1	L	3-4
4/20/11	James Neal	23:38	at Tampa Bay	Game 4	W	3-2
4/24/10	Pascal Dupuis	9:56	at Ottawa	Game 6	W	4-3
4/22/10	Matt Carkner	47:06	vs. Ottawa	Game 5	L	3-4
5/11/09	David Steckel	6:22	vs. Washington	Game 6	L	4-5
5/9/09	Evgeni Malkin	3:28	at Washington	Game 5	W	4-3
5/6/09	Kris Letang	11:23	vs. Washington	Game 3	W	3-2
4/17/09	Bill Guerin	18:29	vs. Philadelphia	Game 2	W	3-2
6/2/08	Petr Sykora	49:57	at Detroit	Game 5	W	4-3

DATE	PLAYER	TIME	OPPONENT	GAME #	R	S
5/4/08	Marian Hossa	7:10	vs. NY Rangers	Game 5	W	3-2
5/10/01	Darius Kasparaitis	13:01	at Buffalo	Game 7	W	3-2
5/8/01	Martin Straka	11:29	vs. Buffalo	Game 6	W	3-2
5/5/01	Stu Barnes	8:34	at Buffalo	Game 5	L	2-3
4/23/01	Martin Straka	13:04	vs. Washington	Game 6	W	4-3
4/18/01	Jeff Halpern	4:01	vs. Washington	Game 4	L	3-4
5/4/00	Keith Primeau	92:01	vs. Philadelphia	Game 4	L	1-2
5/2/00	Andy Delmore	11:01	vs. Philadelphia	Game 3	L	3-4
4/15/00	Jaromir Jagr	5:49	vs. Washington	Game 2	W	2-1
5/17/99	Garry Valk	1:58	vs. Toronto	Game 6	L	3-4
5/13/99	Sergei Berezin	2:18	vs. Toronto	Game 4	L	2-3
5/2/99	Jaromir Jagr	8:59	vs. New Jersey	Game 6	W	3-2
4/23/98	Benoit Brunet	18:43	vs. Montreal	Game 1	L	2-3
4/24/96	Petr Nedved	79:15	at Washington	Game 4	W	3-2
5/26/95	Neil Broten	18:36	at New Jersey	Game 4	L	1-2
5/14/95	Luc Robitaille	4:30	vs. Washington	Game 5	W	6-5
5/14/93	David Volek	5:16	vs. NY Islanders	Game 7	L	3-4
5/17/92	Jaromir Jagr	9:44	vs. Boston	Game 1	W	4-3
5/9/92	Ron Francis	2:47	vs. NY Rangers	Game 4	W	5-4
5/7/92	Kris King	1:29	vs. NY Rangers	Game 3	L	5-6
5/3/91	Vladimir Ruzicka	8:14	at Boston	Game 2	L	4-5
4/19/91	Kevin Stevens	8:10	vs. Washington	Game 2	W	7-6
4/5/91	Jaromir Jagr	8:52	vs. New Jersey	Game 2	W	5-4
4/21/89	Phil Bourque	12:08	at Philadelphia	Game 3	W	4-3
4/13/82	John Tonelli	6:10	at NY Islanders	Game 5	L	3-4
4/10/82	Rick Kehoe	4:14	vs. NY Islanders	Game 3	W	2-1
4/14/81	Mike Crombeen	25:16	at St. Louis	Game 5	L	3-4
4/14/79	George Ferguson	0:47	at Buffalo	Game 3	W	4-3
4/9/72	Pit Martin	0:12	vs. Chicago	Game 4	L	5-6
4/12/70	Michel Briere	8:28	at Oakland	Game 4	W	3-2

OVERALL OVERTIME RECORD: 30-31 HOME OVERTIME RECORD: 18-19 ROAD OVERTIME RECORD: 12-12

PLAYOFF SCORING

PLAYER	GP	G	A	PTS	PIMS
1. SIDNEY CROSBY	164	66	120	186	79
2. Mario Lemieux	107	76	96	172	87
3. EVGENI MALKIN	162	63	105	168	222
4. Jaromir Jagr	140	65	82	147	121
5. Kevin Stevens	103	46	60	106	170
6. Ron Francis	97	32	68	100	67
7. KRIS LETANG	132	21	59	80	136
8. Chris Kunitz	126	23	53	76	113
9. Larry Murphy	74	15	57	72	73
10. Phil Kessel	65	20	36	56	10
11. Martin Straka	65	19	27	46	30
12. Sergei Gonchar	60	7	37	44	26
13. JAKE GUENTZEL	41	24	19	43	18
14. Mark Recchi	29	10	28	38	33
15. Rick Tocchet	32	15	22	37	68
16. PATRIC HORNQVIST	62	21	15	36	60
17. Jordan Staal	73	23	13	36	34
18. Maxime Talbot	66	14	19	33	87
19. Pascal Dupuis	77	14	19	33	44
20. Joe Mullen	62	16	15	31	20
21. Alex Kovalev	46	12	18	30	50
22. JUSTIN SCHULTZ	52	6	22	28	6
23. Tyler Kennedy	76	12	15	27	25
24. Marian Hossa	20	12	14	26	12
25. Paul Coffey	23	4	22	26	37
26. Phil Bourque	56	13	12	25	107
27. Nick Bonino	45	8	17	25	14
28. Bill Guerin	35	11	13	24	17
29. Jan Hrdina	40	10	14	24	22
30. Paul Martin	43	3	21	24	14
31. Petr Nedved	23	11	12	23	28
32. BRIAN DUMOULIN	70	4	18	22	10
33. James Neal	38	11	11	22	50
34. Troy Loney	66	8	14	22	97
35. BRYAN RUST	62	16	5	21	22
36. Olli Maatta	69	2	19	21	20
37. Carl Hagelin	48	10	11	21	35
38. Matt Cooke	58	5	16	21	95
39. Rick Kehoe	37	4	17	21	2
40. Rob Brown	41	9	10	19	34
41. Robert Lang	45	7	12	19	6
42. CONOR SHEARY	57	6	13	19	17
43. Jean Pronovost	29	9	9	18	12
44. Shawn McEachern	48	6	11	17	24
45. Ryan Malone	25	6	10	16	25
46. Ulf Samuelsson	66	4	12	16	123
47. Matt Cullen	53	6	9	15	32
48. George Ferguson	22	4	11	15	13
49. Matt Niskanen	39	3	12	15	25
50. Brooks Orpik	92	2	13	15	88

PLAYER	GP	G	A	PTS	PIMS
51. Sergei Zubov	18	1	14	15	26
52. Rod Schutt	22	8	6	14	26
53. Ruslan Fedotenko	32	7	7	14	8
54. Bryan Trottier	46	7	7	14	57
55. Randy Carlyle	22	6	8	14	41
56. Ron Schock	29	2	12	14	23
57. Ian Cole	54	1	13	14	44
58. Bob Errey	49	9	4	13	51
59. Jussi Jokinen	21	7	6	13	14
60. Ron Stackhouse	32	5	8	13	38
61. Mark Eaton	50	4	9	13	14
62. Jiri Slegr	29	3	10	13	33
63. Brandon Sutter	33	8	4	12	4
64. Tomas Sandstrom	36	7	5	12	50
65. Craig Adams	77	7	5	12	64
66. Jarome Iginla	15	4	8	12	16
67. Paul Stanton	44	2	10	12	66
68. Luc Robitaille	12	7	4	11	26
69. Gregg Sheppard	17	4	7	11	2
70. John Cullen	20	3	8	11	36
71. Jock Callander	22	3	8	11	12
72. Pierre Larouche	15	2	9	11	2
73. Trevor Daley	36	2	9	11	34
74. Lowell MacDonald	15	6	4	10	8
75. Petr Sykora	27	6	4	10	16
76. Janne Laukkanen	29	4	6	10	24
77. Andrew Ference	18	3	7	10	16
78. Alex Goligoski	15	2	8	10	2
79. Ben Lovejoy	38	2	8	10	16
80. J.J. Daigneault	17	1	9	10	36
81. Dan Quinn	11	6	3	9	10
82. Bob Kelly	15	6	3	9	23
83. Bryan Smolinski	18	5	4	9	10
84. Aleksey Morozov	39	4	5	9	8
85. Kip Miller	13	2	7	9	19
86. Dave Roche	16	2	7	9	51
87. Colin Campbell	19	2	7	9	51
88. Zarley Zalapski	11	1	8	9	13
89. Michel Briere	10	5	3	8	17
90. Mike Bullard	9	4	4	8	4
91. Gary Roberts	16	4	4	8	34
92. Syl Apps	19	4	4	8	23
93. Kevin Hatcher	24	4	4	8	20
94. Randy Cunneynworth	11	3	5	8	26
95. German Titov	11	3	5	8	4
96. Greg Malone	18	3	5	8	32
97. Glen Murray	18	2	6	8	10
98. Ron Hainsey	25	2	6	8	6
99. Ryan Whitney	25	2	6	8	31
100. Peter Taglianetti	39	1	7	8	83

PLAYOFF SCORING CONTINUED

PLAYER	GP	G	A	PTS	PIMS
101. Rob Scuderi	67	1	7	8	16
102. Peter Lee	19	0	8	8	4
103. Chris Tamer	37	0	8	8	52
104. Ken Schinkel	13	6	1	7	4
105. Vic Hadfield	10	5	2	7	11
106. Mark Johnson	10	4	3	7	6
107. Stu Barnes	11	3	4	7	2
108. Tom Kuhnhackl	47	3	4	7	8
109. Paul Gardner	10	2	5	7	10
110. Dean Prentice	12	2	5	7	8
111. Scott Young	17	1	6	7	2
112. Ian Moran	61	1	6	7	20
113. Kjell Samuelsson	44	0	7	7	72
114. Tom Barrasso	101	0	7	7	36
115. Gary McAdam	12	3	3	6	9
116. Scott Wilson	23	3	3	6	11
117. Steve Sullivan	6	2	4	6	4
118. Chuck Arnason	9	2	4	6	4
119. Beau Bennett	21	2	4	6	8
120. Jiri Hrdina	35	2	4	6	22
121. Miroslav Satan	17	1	5	6	11
122. Mike Ramsey	13	0	6	6	4
123. Orest Kindrachuk	7	4	1	5	7
124. Jeff Daniels	12	3	2	5	0
125. Kevin Miller	18	3	2	5	8
126. Tyler Wright	30	3	2	5	40
127. Ross Lonsberry	17	2	3	5	13
128. Alexei Ponikarovsky	11	1	4	5	4
129. Norm Maciver	12	1	4	5	8
130. Dave Tippett	12	1	4	5	14
131. Jim Paek	27	1	4	5	8
132. Gord Roberts	43	1	4	5	95
133. Tom Bladon	8	0	5	5	2
134. Jim Johnson	11	0	5	5	44
135. Josef Beranek	29	0	5	5	8
136. DOMINIK SIMON	12	0	4	4	4
137. Pat Boutette	5	3	1	4	8
138. Arron Asham	10	3	1	4	12
139. Nick Harbaruk	14	3	1	4	20
140. Adam Hall	17	3	1	4	8
141. Eric Fehr	23	3	1	4	6
142. Mario Faubert	10	2	2	4	6
143. Duane Rupp	10	2	2	4	8
144. Brenden Morrow	14	2	2	4	8
145. Darius Kasparaitis	38	2	2	4	50
146. Philippe Boucher	9	1	3	4	4
147. Derick Brassard	12	1	3	4	4
148. Wayne Primeau	18	1	3	4	2
149. Dave Burrows	20	1	3	4	16
150. Joe Dziedzic	21	1	3	4	23

PLAYER	GP	G	A	PTS	PIMS
151. Francois Leroux	33	1	3	4	34
152. Keith McCreary	11	0	4	4	6
153. Fredrik Olausson	11	0	4	4	2
154. Bob Leiter	4	3	0	3	0
155. Jim Hamilton	6	3	0	3	0
156. Eddie Olczyk	11	3	0	3	16
157. Andre St. Laurent	5	2	1	3	8
158. Brian Gibbons	8	2	1	3	2
159. Blair Chapman	10	2	1	3	9
160. Troy Murray	12	2	1	3	12
161. Lee Stempniak	13	2	1	3	6
162. Douglas Murray	15	2	1	3	32
163. Brad Werenka	19	2	1	3	14
164. Rene Corbet	24	2	1	3	21
165. Chris Joseph	25	2	1	3	20
166. Jarkko Ruutu	25	2	1	3	36
167. Wally Boyer	10	1	2	3	0
168. Dunc McCallum	10	1	2	3	12
169. Bob Woytowich	10	1	2	3	2
170. Riley Sheahan	12	1	2	3	2
171. Georges Laraque	17	1	2	3	4
172. Greg Hotham	5	0	3	3	6
173. Jason Woolley	5	0	3	3	0
174. Jim Morrison	8	0	3	3	10
175. Russ Anderson	10	0	3	3	28
176. Bryan Hextall	14	0	3	3	43
177. Carter Rowney	23	0	3	3	4
178. Bob Boughner	29	0	3	3	37
179. Hal Gill	44	0	3	3	18
180. Mike Needham	14	2	0	2	4
181. Stan Gilbertson	3	1	1	2	2
182. Nick Libbett	5	1	1	2	0
183. Rick MacLeish	5	1	1	2	0
184. Kevin McClelland	5	1	1	2	5
185. Nick Spaling	5	1	1	2	4
186. Bob Stewart	5	1	1	2	2
187. Dave Michayluk	7	1	1	2	0
188. Pat Price	10	1	1	2	49
189. Brad Lauer	12	1	1	2	4
190. Mike Rupp	18	1	1	2	12
191. Grant Jennings	38	1	1	2	38
192. Mark Streit	3	0	2	2	0
193. Darryl Edestrand	4	0	2	2	0
194. Greg Polis	4	0	2	2	0
195. Steve Downie	5	0	2	2	4
196. Michel Ouellet	5	0	2	2	6
197. Glen Sather	10	0	2	2	17
198. Gord Dineen	11	0	2	2	8
199. Mark Letestu	11	0	2	2	0
200. Zbynek Michalek	13	0	2	2	0

PLAYOFF SCORING CONTINUED

PLAYER	GP	G	A	PTS	PIMS
201. Val Fonteyne	14	0	2	2	2
202. Matthew Barnaby	24	0	2	2	64
203. M-A Fleury	115	0	2	2	4
204. JARED MCCANN	3	0	1	1	0
205. MARCUS PETTERSSON	4	0	1	1	4
206. ZACH ASTON-REESE	13	0	1	1	4
207. John Slaney	2	1	0	1	2
208. Erik Gudbranson	4	1	0	1	2
209. Garrett Wilson	4	1	0	1	0
210. Len Barrie	4	1	0	1	8
211. Blake Comeau	5	1	0	1	8
212. Greg Johnson	5	1	0	1	2
213. Chris Conner	8	1	0	1	0
214. Peter Laframboise	9	1	0	1	0
215. Pat Falloon	10	1	0	1	2
216. Greg Andrusak	12	1	0	1	6
217. Jamie Oleksiak	12	1	0	1	7
218. Bobby Dollas	13	1	0	1	6
219. Tanner Glass	13	1	0	1	8
220. Dan Kesa	13	1	0	1	0
221. Randy Gilhen	16	1	0	1	14
222. Pete Mahovlich	2	0	1	1	0
223. Don Awrey	3	0	1	1	0
224. Wayne Bianchin	3	0	1	1	6
225. Jacques Cossette	3	0	1	1	4
226. Dave McLlwain	3	0	1	1	0
227. Eric Tangradi	3	0	1	1	0
228. Ed Van Impe	3	0	1	1	2
229. Tim Horton	4	0	1	1	2
230. Al McDonough	4	0	1	1	0
231. Eddie Shack	4	0	1	1	15
232. Colby Armstrong	5	0	1	1	11
233. David Perron	5	0	1	1	4
234. Frank Pietrangelo	5	0	1	1	2
235. Gary Rissling	5	0	1	1	4
236. Greg Brown	6	0	1	1	4
237. Richard Park	6	0	1	1	4
238. Barry Wilkins	6	0	1	1	4
239. Marc Chorney	7	0	1	1	2
240. Bob Paradise	7	0	1	1	17
241. Robert Bortuzzo	8	0	1	1	4
242. Dave Hannan	8	0	1	1	4
243. Bob McManama	8	0	1	1	6
244. Dennis Owchar	8	0	1	1	6
245. Marcel Goc	9	0	1	1	4
246. Paul Baxter	10	0	1	1	42
247. Tracy Pratt	10	0	1	1	51
248. Alex Hicks	11	0	1	1	4
249. Marc Bergevin	12	0	1	1	2
250. Deryk Engelland	13	0	1	1	22

PLAYER	GP	G	A	PTS	PIMS
251. Dmitri Mironov	15	0	1	1	10
252. Randy Hillier	17	0	1	1	73
253. Neil Wilkinson	20	0	1	1	18
254. Joe Vitale	23	0	1	1	22
255. Ken Wregget	26	0	1	1	9
256. Hans Jonsson	27	0	1	1	14
257. TEDDY BLUEGER	1	0	0	0	0
258. JACK JOHNSON	3	0	0	0	6
259. NICK BJUGSTAD	4	0	0	0	2
260. CHAD RUHWEDEL	18	0	0	0	6
261. MATT MURRAY	48	0	0	0	4
262. Jean-Sebastien Aubin	1	0	0	0	0
263. Drake Berehowsky	1	0	0	0	0
264. Larry DePalma	1	0	0	0	0
265. Steve Dykstra	1	0	0	0	2
266. Nils Ekman	1	0	0	0	0
267. Maxim Galanov	1	0	0	0	0
268. Mathieu Garon	1	0	0	0	0
269. Steve Gatzos	1	0	0	0	0
270. Tuomas Gronman	1	0	0	0	0
271. Greg Hawgood	1	0	0	0	0
272. Victor Ignatjev	1	0	0	0	2
273. Andreas Johansson	1	0	0	0	0
274. Paul Marshall	1	0	0	0	0
275. Peter Skudra	1	0	0	0	0
276. Jocelyn Thibault	1	0	0	0	0
277. Wendell Young	1	0	0	0	0
278. Richard Zemlak	1	0	0	0	10
279. Mike Corrigan	2	0	0	0	0
280. Chris Dahlquist	2	0	0	0	0
281. Todd Hlushko	2	0	0	0	0
282. Lex Hudson	2	0	0	0	0
283. Jayson Megna	2	0	0	0	0
284. Derrick Pouliot	2	0	0	0	2
285. Michal Rozsival	2	0	0	0	4
286. Bob Simpson	2	0	0	0	0
287. Oskar Sundqvist	2	0	0	0	0
288. Jeff Zatkoff	2	0	0	0	0
289. Larry Bignell	3	0	0	0	2
290. Brian Bonin	3	0	0	0	0
291. Randy Boyd	3	0	0	0	11
292. Kim Clackson	3	0	0	0	37
293. Corey Foster	3	0	0	0	4
294. Brent Johnson	3	0	0	0	2
295. Craig Muni	3	0	0	0	0
296. Simon Nolet	3	0	0	0	0
297. Ronald Petrovicky	3	0	0	0	2
298. Michel Plasse	3	0	0	0	0
299. Al Smith	3	0	0	0	0
300. Brian Strait	3	0	0	0	0

PLAYOFF SCORING CONTINUED

PLAYER	GP	G	A	PTS	PIMS
301. Josh Archibald	4	0	0	0	2
302. Stefan Bergkvist	4	0	0	0	2
303. Steve Cardwell	4	0	0	0	2
304. Erik Christensen	4	0	0	0	6
305. Kim Davis	4	0	0	0	0
306. Pat Graham	4	0	0	0	2
307. Jim Rutherford	4	0	0	0	0
308. Mike Stapleton	4	0	0	0	0
309. Dale Tallon	4	0	0	0	4
310. Taylor Chorney	5	0	0	0	2
311. Michel Dion	5	0	0	0	0
312. Rusty Fitzgerald	5	0	0	0	4
313. Pat Hughes	5	0	0	0	21
314. Dan LaCouture	5	0	0	0	2
315. Maxim Lapierre	5	0	0	0	0
316. Jay McKee	5	0	0	0	2
317. Josef Melichar	5	0	0	0	2
318. Krzysztof Oliwa	5	0	0	0	16
319. Sean Pronger	5	0	0	0	4
320. Daniel Winnik	5	0	0	0	2
321. Doug Brown	6	0	0	0	2
322. Simon Despres	6	0	0	0	2
323. Les Binkley	7	0	0	0	0
324. Bob Blackburn	7	0	0	0	4
325. Martin Sonnenberg	7	0	0	0	0
326. Jordan Leopold	8	0	0	0	2
327. Milan Kraft	8	0	0	0	2
328. Jim McKenzie	8	0	0	0	4
329. Alek Stojanov	9	0	0	0	19
330. Rod Buskas	10	0	0	0	23
331. Dennis Herron	10	0	0	0	5
332. Greg Millen	10	0	0	0	0
333. Peter Popovic	10	0	0	0	10
334. Mike Hudson	11	0	0	0	6
335. Ron Tugnutt	11	0	0	0	2
336. Tomas Vokoun	11	0	0	0	0
337. Lew Morrison	13	0	0	0	0
338. Jay Caufield	14	0	0	0	30
339. Bryan Watson	14	0	0	0	38
340. Johan Hedberg	18	0	0	0	0
BENCH					36

TEAM SCORING

SERIES

MOST GOALS - BOTH TEAMS

2-Game Series	15	1975	PIT 9 - STL 6
3-Game Series	23	1977	TOR 13 - PIT 10
4-Game Series	30	1989	PIT 19 - NYR 11
5-Game Series	41	1981	PIT 21 - STL 20
6-Game Series	56	2012	PHI 30 - PIT 26
7-Game Series	55	1995	PIT 29 - WSH 26
	55	1989	PHI 31 - PIT 24

MOST GOALS - PITTSBURGH

2-Game Series	9	1975	vs. St. Louis
3-Game Series	10	1977	vs. Toronto
4-Game Series	20	2009	vs. Carolina
5-Game Series	23	1993	vs. New Jersey
6-Game Series	28	2018	vs. Philadelphia
		1991	vs. Minnesota
7-Game Series	29	1995	vs. Washington

MOST GOALS - OPPONENTS

2-Game Series	6	1975	St. Louis
3-Game Series	13	1977	Toronto
4-Game Series	16	1979	Boston
5-Game Series	22	1982	NY Islanders
6-Game Series	30	2012	Philadelphia
7-Game Series	31	1989	Philadelphia

FEWEST GOALS - BOTH TEAMS

2-Game Series	15	1975	PIT 9 - STL 6
3-Game Series	11	1976	TOR 8 - PIT 3
4-Game Series	14	2013	BOS 12 - PIT 2
5-Game Series	19	2015	NYR 11 - PIT 8
6-Game Series	24	2001	PIT 14 - WSH 10
7-Game Series	29	2014	PIT 14 - NYR 15

FEWEST GOALS - PITTSBURGH

2-Game Series	9	1975	vs. St. Louis
3-Game Series	3	1976	vs. Toronto
4-Game Series	2	2013	vs. Boston
5-Game Series	7	2001	vs. New Jersey
6-Game Series	10	1970	vs. St. Louis
7-Game Series	14	2014	vs. NY Rangers
		2011	vs. Tampa Bay
		2009	vs. Detroit

FEWEST GOALS - OPPONENTS

2-Game Series	6	1975	St. Louis
3-Game Series	8	1976	Toronto
4-Game Series	5	2008	Ottawa
5-Game Series	8	2000	Washington
6-Game Series	10	2001	Washington
7-Game Series	13	2017	Ottawa

MOST POWER-PLAY GOALS

Pittsburgh	11	1992	vs. Washington
Opponents	12	2012	Philadelphia
Both Teams	21	2012	PHI 12 - PIT 9

MOST POWER-PLAY CHANCES

Pittsburgh	42	1989	vs. Philadelphia
	42	1995	vs. Washington
Opponents	44	1995	Washington
Both Teams	86	1995	WSH 44 - PIT 42

MOST PENALTIES

Pittsburgh	85	1989	vs. Philadelphia
Opponents	95	1989	Philadelphia
Both Teams	180	1989	PHI 95 - PIT 85

FEWEST PENALTIES

Pittsburgh	9	1975	vs. St. Louis
Opponents	13	2016	San Jose
Both Teams	24	1975	STL 15 - PIT 9

MOST PENALTY MINUTES

Pittsburgh	242	1989	vs. Philadelphia
Opponents	270	1989	Philadelphia
Both Teams	512	1989	PHI 270 - PIT 242

FEWEST PENALTY MINUTES

Pittsburgh	18	1975	vs. St. Louis
Opponents	30	2001	New Jersey
Both Teams	61	1976	TOR 36 - PIT 25

TEAM RECORDS CONTINUED

GAME

LARGEST MARGIN OF VICTORY

Home	7	4/11/18 7-0 vs. Philadelphia
		5/21/17 7-0 vs. Ottawa
		4/20/93 7-0 vs. New Jersey
Road	8	5/25/91 8-0 at Minnesota

LARGEST MARGIN OF DEFEAT

Home	6	4/23/11 8-2 vs. Tampa Bay
Road	7	4/7/82 8-1 at NY Islanders

MOST GOALS

Both Teams, Home	17	4/25/89 10-7 win vs. PHI
Both Teams, Road	13	4/22/18 8-5 win at PHI
		4/18/12 10-3 win at PHI
Pittsburgh, Home	10	4/25/89 10-7 win vs. PHI
Pittsburgh, Road	10	4/18/12 10-3 win at PHI
Opponent, Home	8	4/13/12 8-5 loss vs. PHI
		4/13/11 8-2 loss vs. TBL
		4/13/80 8-3 loss vs. BOS
Opponent, Road	8	4/15/12 8-4 loss at PHI
		4/7/82 8-1 loss at NYI

MOST POWER-PLAY GOALS

For	4	4/18/12 at Philadelphia
		4/30/10 vs. Montreal
		4/29/92 vs. Washington
Against	4	4/15/12 at Philadelphia
		4/23/11 vs. Tampa Bay
Both Teams	7	4/18/12 PIT 4 - PHI 3

MOST POWER-PLAY CHANCES

For	12	4/23/92 vs. Washington
Against	11	4/23/92 vs. Washington
Both Teams	23	PIT 12 - WSH 11

MOST SHORTHANDED GOALS

For	2	4/23/97 vs. Philadelphia
Against	2	Six Times, Last
		4/13/12 vs. Philadelphia

MOST SHOTS

Pittsburgh, Regulation	53	4/11/08 vs. Ottawa
Pittsburgh, Overtime	65	4/24/96 at Washington
Opponent, Regulation	61	5/4/96 at Florida
Opponent, Overtime	72	5/4/00 vs. Philadelphia

MOST SAVES

Pittsburgh, Regulation	56	5/24/96 at Florida
Pittsburgh, Overtime	70	5/4/00 vs. Philadelphia
Opponent, Regulation	49	4/26/70 vs. St. Louis
Opponent, Overtime	61	4/24/96 at Washington

FEWEST SHOTS

Pittsburgh	12	5/29/17 vs. Nashville
Opponent	15	5/7/14 at NY Rangers

FEWEST SAVES

Pittsburgh	13	5/7/14 at NY Rangers
Opponent	7	5/29/17 vs. Nashville

MOST PENALTIES

Both Teams, Home	48	4/6/89 PIT 25 - NYR 23
Both Teams, Road	37	4/29/00 PIT 15 - PHI 22
Pittsburgh	25	4/6/89 vs. NY Rangers
Opponent	23	4/6/89 vs. NY Rangers

FEWEST PENALTIES

Both Teams, Home	6	5/17/01 PIT 3 - NJD 3
Both Teams, Road	3	5/1/92 PIT 2 - WSH 1
Pittsburgh	0	5/13/09 at Washington
Opponents	1	6/4/16 at San Jose
		4/16/15 at NY Rangers
		5/22/01 at New Jersey
		5/4/99 at New Jersey
		5/1/92 at Washington

MOST PENALTY MINUTES

Both Teams, Home	125	4/25/89 PHI 79 - PIT 46
Both Teams, Road	154	4/29/00 PHI 104 - PIT 50
Pittsburgh	83	4/19/70 at St. Louis
Opponent	104	4/29/00 at Philadelphia

FEWEST PENALTY MINUTES

Both Teams, Home	10	5/17/01 PIT 6 - NJD 4
Both Teams, Road	6	5/1/92 PIT 4 WSH 2
Pittsburgh	0	5/13/09 at Washington
Opponents	2	4/16/15 at NY Rangers
		5/22/01 at New Jersey
		5/4/99 at New Jersey
		5/1/92 at Washington

TEAM RECORDS CONTINUED

PERIOD

MOST GOALS			
Both Teams, Home	7	4/25/89	PIT 6 - PHI 1
		4/6/89	PIT 5 - NYR 2
Both Teams, Road	8	4/20/10	PIT 5 - OTT 3
		5/8/93	PIT 4 - NYI 4
Pittsburgh, Home	6	4/25/89	vs. Philadelphia
Pittsburgh, Road	5	4/18/12	at Philadelphia
		4/20/10	at Ottawa
Opponent, Home	5	4/13/80	vs. Boston
Opponent, Road	4	4/15/12	at Philadelphia
		5/8/93	at NY Islanders
		4/8/82	at NY Islanders

MOST SHOTS			
Pittsburgh, Home	21	5/26/16	vs. Tampa Bay
		4/26/14	vs. Columbus
		4/15/75	vs. NY Islanders
Pittsburgh, Road	23	5/23/17	at Ottawa
Opponent, Home	28	4/21/97	vs. Philadelphia
Opponent, Road	23	5/24/96	at Florida

MOST SAVES			
Pittsburgh	27	4/21/97	vs. Philadelphia
Opponent	22	5/23/17	at Ottawa

FEWEST SAVES			
Pittsburgh	1	4/21/01	vs. Washington
		4/19/94	vs. Washington
Opponent	0	5/29/17	vs. Nashville

FEWEST SHOTS			
Pittsburgh	0	5/29/17	vs. Nashville
Opponent	1	4/21/01	at Washington
		4/19/94	vs. Washington

MOST PENALTIES			
Both Teams, Home	24	4/6/89	vs. NY Rangers
Both Teams, Road	24	4/29/00	at Philadelphia
Pittsburgh	15	4/29/00	at Philadelphia
Opponent	22	4/29/00	at Philadelphia

MOST PENALTY MINUTES			
Both Teams, Home	84	4/25/89	PHI 51 - PIT 33
Both Teams, Road	128	4/29/00	PHI 92 - PIT 36
Pittsburgh, Home	35	5/17/91	vs. Minnesota
Pittsburgh, Road	40	4/19/70	at St. Louis
Opponent, Home	51	4/25/89	vs. Philadelphia
Opponent, Road	92	4/29/00	at Philadelphia

FASTEST GOALS

BY ONE PENGUINS PLAYER			
Two	0:10	4/22/18 at Philadelphia	Jake Guentzel
OVERALL BY PENGUINS			
Two	0:05*	4/15/18 at Philadelphia	Evgeni Malkin and Brian Dumoulin
Three	1:29	5/10/93 vs. NY Islanders	Mario Lemieux, Rick Tocchet and Larry Murphy
Four	4:52	4/5/89 vs. Philadelphia	Mario Lemieux (3) and Bob Errey
OVERALL BY OPPONENT			
Two	0:24	5/21/17 at Ottawa	Derick Brassard and Zack Smith
AT START OF GAME			
Penguins	0:15	4/13/12 vs. Philadelphia	Sidney Crosby
		4/8/81 at St. Louis	Greg Malone
Opponent	0:11	4/16/17 at Columbus	Cam Atkinson
AT START OF PERIOD OTHER THAN FIRST			
Pittsburgh	0:10	5/31/17 vs. Nashville	Jake Guentzel
Opponent	0:06*	4/25/89 vs. Philadelphia	Pelle Eklund

TEAM LEADERS

HAT TRICKS

PITTSBURGH			
PLAYER	DATE	OPPONENT	GOALTENDER(S)
KEN SCHINKEL	4/11/70	at Oakland	Gary Smith
MARIO LEMIEUX #	4/25/89	vs. Philadelphia	Ron Hextall
MARIO LEMIEUX	4/23/92	vs. Washington	Don Beaupre
RON FRANCIS	5/9/92	vs. NY Rangers	Mike Richter/ John Vanbiesbrouck [2]
KEVIN STEVENS*	5/21/92	at Boston	Andy Moog
MARIO LEMIEUX	5/11/96	vs. NY Rangers	Mike Richter
JAROMIR JAGR	5/11/96	vs. NY Rangers	Mike Richter
MARTIN STRAKA	4/25/99	at New Jersey	Martin Brodeur
SIDNEY CROSBY	5/4/09	at Washington	Semyon Varlamov
EVGENI MALKIN	5/21/09	vs. Carolina	Cam Ward
JORDAN STAAL	4/18/12	at Philadelphia	Ilya Bryzgalov/ Sergei Bobrovsky [2]
SIDNEY CROSBY	5/17/13	vs. Ottawa	Craig Anderson
JAMES NEAL	5/24/13	vs. Ottawa	Craig Anderson
EVGENI MALKIN	4/28/14	at Columbus	Sergei Bobrovsky
PATRIC HORNQVIST	4/13/16	vs. NY Rangers	Henrik Lundqvist/ Antti Raanta/ Empty Net
JAKE GUENTZEL	4/16/17	at Columbus	Sergei Bobrovsky
SIDNEY CROSBY	4/11/18	vs. Philadelphia	Brian Elliott/Petr Mrazek [2]
JAKE GUENTZEL*	4/22/18	at Philadelphia	Michal Neuvirth

OPPONENTS			
PLAYER	DATE	OPPONENT	GOALTENDER(S)
BOBBY HULL	4/9/72	vs. Chicago	Jim Rutherford
DINO CICCARELLI	4/25/92	vs. Washington	Tom Barrasso/ Ken Wregget [2]
DIRK GRAHAM	5/30/92	at Chicago	Tom Barrasso
ANDY DELMORE	5/7/00	at Philadelphia	Ron Tugnutt [2]/ Peter Skudra
ALEX OVECHKIN	5/4/09	at Washington	Marc-Andre Fleury
SEAN COUTURIER	4/13/12	vs. Philadelphia	Marc-Andre Fleury
CLAUDE GIROUX	4/13/12	vs. Philadelphia	Marc-Andre Fleury [2]/Empty Net
T.J. OSHIE	4/28/16	at Washington	Matt Murray
SEAN COUTURIER	4/22/18	at Philadelphia	Matt Murray

PENALTY SHOTS

PITTSBURGH				
PLAYER	DATE	OPPONENT	GOALTENDER(S)	RESULT
JAROMIR JAGR	5/11/92	vs. NY Rangers	John Vanbiesbrouck	GOAL
SHAWN MCEACHERN	5/13/92	vs. NY Rangers	John Vanbiesbrouck	No Goal
ALEKSEY MOROZOV	4/23/98	vs. Montreal	Andy Moog	No Goal
MARTIN STRAKA	5/2/01	vs. Buffalo	Dominik Hasek	No Goal
EVGENI MALKIN	5/1/08	at NY Rangers	Henrik Lundqvist	No Goal
CHRIS CONNER	4/25/11	at Tampa Bay	Dwayne Roloson	No Goal

OPPONENTS				
PLAYER	DATE	OPPONENT	GOALTENDER(S)	RESULT
MICHAL PIVONKA	5/10/95	at Washington	Tom Barrasso	No Goal
JOE JUNEAU	4/24/96	at Washington	Ken Wregget	No Goal

*FOUR GOALS

#FIVE GOALS, NHL RECORD

TEAM LEADERS CONTINUED

SHUTOUTS

PITTSBURGH				
GOALTENDER	DATE	OPPONENT	SCORE	SAVES
MICHEL PLASSE	4/8/76	vs. Toronto	2-0	21
FRANK PIETRANGELO	4/15/91	vs. New Jersey	4-0	27
TOM BARRASSO	4/25/91	at Minnesota	8-0	39
TOM BARRASSO	5/30/92	at Chicago	1-0	27
TOM BARRASSO	4/20/93	vs. New Jersey	7-0	36
TOM BARRASSO	5/4/93	vs. NY Islanders	3-0	26
KEN WREGGET	5/18/95	vs. Washington	3-0	33
TOM BARRASSO	5/28/96	vs. Florida	3-0	28
TOM BARRASSO	5/7/99	at Toronto	2-0	20
RON TUGNUTT	4/13/00	at Washington	7-0	32
RON TUGNUTT	4/27/00	at Philadelphia	2-0	28
JOHAN HEDBERG	4/16/01	vs. Washington	3-0	34
JOHAN HEDBERG	4/26/01	at Buffalo	3-0	25
MARC-ANDRE FLEURY	4/9/08	vs. Ottawa	4-0	26
MARC-ANDRE FLEURY	4/27/08	vs. NY Rangers	2-0	26
MARC-ANDRE FLEURY	5/18/08	vs. Philadelphia	6-0	21
MARC-ANDRE FLEURY	5/4/10	at Montreal	2-0	18
MARC-ANDRE FLEURY	4/13/11	vs. Tampa Bay	3-0	32
MARC-ANDRE FLEURY	5/1/13	vs. NY Islanders	5-0	26
TOMAS VOKOUN	5/9/13	vs. NY Islanders	4-0	31
MARC-ANDRE FLEURY	5/4/14	vs. NY Rangers	3-0	22
MARC-ANDRE FLEURY	5/5/14	at NY Rangers	2-0	35
MATT MURRAY	4/21/16	at NY Rangers	5-0	31
MARC-ANDRE FLEURY	5/10/17	at Washington	2-0	29
MARC-ANDRE FLEURY	5/15/17	vs. Ottawa	1-0	23
MATT MURRAY	5/21/17	vs. Ottawa	7-0	25
MATT MURRAY	6/8/17	vs. Nashville	6-0	24
MATT MURRAY	6/11/17	at Nashville	2-0	27
MATT MURRAY	4/11/18	vs. Philadelphia	7-0	24
MATT MURRAY	4/18/18	at Philadelphia	5-0	26

OPPONENTS				
GOALTENDER	DATE	OPPONENT	SCORE	SAVES
JACQUES PLANTE	4/28/70	at St. Louis	5-0	21
GARY SMITH	4/8/72	vs. Chicago	2-0	31
GLENN RESCH	4/26/75	vs. NY Islanders	1-0	30
WAYNE THOMAS	4/9/76	at Toronto	4-0	26
DON BEAUPRE	4/21/94	at Washington	2-0	27
ANDY MOOG	5/3/98	at Montreal	3-0	21
OLAF KOLZIG	4/12/01	at Washington	1-0	16
MARTIN BRODEUR	5/17/01	vs. New Jersey	3-0	20
MARTIN BRODEUR	5/19/01	vs. New Jersey	5-0	21
RAY EMERY	4/19/07	at Ottawa	3-0	20
HENRIK LUNDQVIST	5/1/08	at NY Rangers	3-0	29
CHRIS OSGOOD	5/24/08	at Detroit	4-0	19
CHRIS OSGOOD	5/26/08	at Detroit	3-0	22
MARTIN BIRON	4/23/09	vs. Philadelphia	3-0	28
CHRIS OSGOOD	6/6/09	at Detroit	5-0	22
DWAYNE ROLOSON	4/27/11	vs. Tampa Bay	1-0	36
TUUKKA RASK	6/1/13	vs. Boston	3-0	29
TUUKKA RASK	6/7/13	at Boston	1-0	26

YEAR-BY-YEAR PLAYOFF STATS

1970

PLAYER	GP	G	A	PTS	PIM
Michel Briere	10	5	3	8	17
Jean Pronovost	10	3	4	7	2
Dean Prentice	10	2	5	7	8
Ron Shock	10	1	6	7	7
Ken Schinkel	10	4	1	5	4
Duane Rupp	6	2	2	4	2
Keith McCreary	10	0	4	4	4
Nick Harbaruk	10	3	0	3	20
Wally Boyer	10	1	2	3	0
Dunc McCallum	10	1	2	3	12
Bob Woytowich	10	1	2	3	2
Jim Morrison	8	0	3	3	10
Val Fonteyne	10	0	2	2	0
Glen Sather	10	0	2	2	17
Bryan Hextall	10	0	1	1	34
Tracy Pratt	10	0	1	1	51
Al Smith	3	0	0	0	0
Bob Blackburn	6	0	0	0	4
Les Binkley	7	0	0	0	0
Bryan Watson	10	0	0	0	17

GOALTENDERS

GOALIE	W-L	GP	MP	GA	SO	GAA
Les Binkley	5-2	7	428	15	0	2.10
Al Smith	1-2	3	180	10	0	3.33

1972

PLAYER	GP	G	A	PTS	PIM
Bobby Leiter	4	3	0	3	0
Ken Schinkel	3	2	0	2	0
Jean Pronovost	4	1	1	2	0
Darryl Edestrand	4	0	2	2	0
Bryan Hextall	4	0	2	2	9
Greg Polis	4	0	2	2	0
Syl Apps	4	1	0	1	2
Ron Schock	4	1	0	1	6
Nick Harbaruk	4	0	1	1	0
Tim Horton	4	0	1	1	2
Al McDonough	4	0	1	1	0
Eddie Shack	4	0	1	1	15
Keith McCreary	1	0	0	0	2
Dave Burrows	4	0	0	0	4
Steve Cardwell	4	0	0	0	2
Val Fonteyne	4	0	0	0	2
Duane Rupp	4	0	0	0	6
Jim Rutherford	4	0	0	0	0
Bryan Watson	4	0	0	0	21

GOALTENDERS

GOALIE	W-L	GP	MP	GA	SO	GAA
Jim Rutherford	0-4	4	240	14	0	3.50

1975

PLAYER	GP	G	A	PTS	PIM
Bob Kelly	9	5	3	8	17
Ron Stackhouse	9	2	6	8	10
Pierre Larouche	9	2	5	7	2
Vic Hadfield	9	4	2	6	0
Lowell MacDonald	9	4	2	6	4
Jean Pronovost	9	3	3	6	6
Chuck Arnason	9	2	4	6	4
Syl Apps	9	2	3	5	9
Colin Campbell	9	1	3	4	21
Ron Schock	9	0	4	4	10
Dave Burrows	9	1	1	2	12
Rick Kehoe	9	0	2	2	0
Pete Laframboise	9	1	0	1	0
Dennis Owchar	6	0	1	1	4
Bob Paradise	6	0	1	1	17
Bob McManama	8	0	1	1	6
Larry Bignell	3	0	0	0	2
Barry Wilkins	3	0	0	0	0
Gary Inness	9	0	0	0	2
Lew Morrison	9	0	0	0	0

GOALTENDERS

GOALIE	W-L	GP	MP	GA	SO	GAA
Gary Inness	5-4	9	540	24	0	2.67

YEAR-BY-YEAR PLAYOFF STATS CONTINUED

1976

PLAYER	GP	G	A	PTS	PIM
Stan Gilbertson	3	1	1	2	2
Vic Hadfield	3	1	0	1	11
Lowell MacDonald	3	1	0	1	0
Syl Apps	3	0	1	1	0
Pierre Larouche	3	0	1	1	0
Ron Schock	3	0	1	1	0
Ed Van Impe	3	0	1	1	2
Barry Wilkins	3	0	1	1	4
Dennis Owchar	2	0	0	0	2
Dave Burrows	3	0	0	0	0
Colin Campbell	3	0	0	0	0
Rick Kehoe	3	0	0	0	0
Bob Kelly	3	0	0	0	2
Lew Morrison	3	0	0	0	0
Simon Nolet	3	0	0	0	0
Michel Plasse	3	0	0	0	0
Jean Pronovost	3	0	0	0	2
Ron Stackhouse	3	0	0	0	0

GOALTENDERS

GOALIE	W-L	GP	MP	GA	SO	GAA
Michel Plasse	1-2	3	180	8	1	2.67

1977

PLAYER	GP	G	A	PTS	PIM
Jean Pronovost	3	2	1	3	2
Ron Stackhouse	3	2	1	3	0
Lowell MacDonald	3	1	2	3	4
Pierre Larouche	3	0	3	3	0
Blair Chapman	3	1	1	2	7
Greg Malone	3	1	1	2	2
Dave Burrows	3	0	2	2	0
Rick Kehoe	3	0	2	2	0
Syl Apps	3	1	0	1	12
Mario Faubert	3	1	0	1	2
Bob Kelly	3	1	0	1	4
Russ Anderson	3	0	1	1	14
Don Awrey	3	0	1	1	0
Wayne Bianchin	3	0	1	1	6
Ron Schock	3	0	1	1	0
Lew Morrison	1	0	0	0	0
Mike Corrigan	2	0	0	0	0
Denis Herron	3	0	0	0	5

GOALTENDERS

GOALIE	W-L	GP	MP	GA	SO	GAA
Denis Herron	1-2	3	180	11	0	3.67

1979

PLAYER	GP	G	A	PTS	PIM
Orest Kindrachuk	7	4	1	5	7
Colin Campbell	7	1	4	5	30
Tom Bladon	7	0	4	4	2
Jim Hamilton	5	3	0	3	0
George Ferguson	7	2	1	3	0
Gary McAdam	7	2	1	3	0
Gregg Sheppard	7	1	2	3	0
Peter Lee	7	0	3	3	0
Rod Schutt	7	2	0	2	4
Rick Kehoe	7	0	2	2	0
Ross Lonsberry	7	0	2	2	9
Blair Chapman	7	1	0	1	2
Pete Mahovlich	2	0	1	1	0
Jacques Cossette	3	0	1	1	4
Greg Malone	7	0	1	1	10
Russ Anderson	2	0	0	0	0
Lex Hudson	2	0	0	0	0
Bob Paradise	2	0	0	0	0
Randy Carlyle	7	0	0	0	12
Denis Herron	7	0	0	0	0
Ron Stackhouse	7	0	0	0	4

GOALTENDERS

GOALIE	W-L	GP	MP	GA	SO	GAA
Denis Herron	2-5	7	421	24	0	3.42

YEAR-BY-YEAR PLAYOFF STATS CONTINUED

1980

PLAYER	GP	G	A	PTS	PIM
Michel Briere	10	5	3	8	17
Jean Pronovost	10	3	4	7	2
Dean Prentice	10	2	5	7	8
Ron Shock	10	1	6	7	7
Ken Schinkel	10	4	1	5	4
Duane Rupp	6	2	2	4	2
Keith McCreary	10	0	4	4	4
Nick Harbaruk	10	3	0	3	20
Wally Boyer	10	1	2	3	0
Dunc McCallum	10	1	2	3	12
Bob Woytowich	10	1	2	3	2
Jim Morrison	8	0	3	3	10
Val Fonteyne	10	0	2	2	0
Glen Sather	10	0	2	2	17
Bryan Hextall	10	0	1	1	34
Tracy Pratt	10	0	1	1	51
Al Smith	3	0	0	0	0
Bob Blackburn	6	0	0	0	4
Les Binkley	7	0	0	0	0
Bryan Watson	10	0	0	0	17

GOALTENDERS

GOALIE	W-L	GP	MP	GA	SO	GAA
Greg Millen	2-3	5	300	21	0	4.20

1981

PLAYER	GP	G	A	PTS	PIM
Randy Carlyle	5	4	5	9	9
George Ferguson	5	2	6	8	9
Mike Bullard	4	3	3	6	0
Rod Schutt	5	3	3	6	16
Gregg Sheppard	5	2	4	6	2
Greg Malone	5	2	3	5	16
Peter Lee	5	0	4	4	4
Mark Johnson	5	2	1	3	6
Rick Kehoe	5	0	3	3	0
Mario Faubert	5	1	1	2	4
Pat Price	5	1	1	2	21
Paul Gardner	5	1	0	1	8
Marc Chorney	2	0	1	1	2
Ron Stackhouse	4	0	1	1	6
Paul Baxter	5	0	1	1	28
Gary Rissling	5	0	1	1	4
Dave Burrows	1	0	0	0	0
Jim Hamilton	1	0	0	0	0
Ross Lonsberry	5	0	0	0	2
Greg Millen	5	0	0	0	0

GOALTENDERS

GOALIE	W-L	GP	MP	GA	SO	GAA
Greg Millen	2-3	5	325	19	0	3.51

1982

PLAYER	GP	G	A	PTS	PIM
Paul Gardner	5	1	5	6	2
Rick Kehoe	5	2	3	5	2
Pat Boutette	5	3	1	4	8
Randy Carlyle	5	1	3	4	16
Andre St. Laurent	5	2	1	3	8
Rod Schutt	5	1	2	3	0
Greg Hotham	5	0	3	3	6
Mike Bullard	5	1	1	2	4
Rick MacLeish	5	1	1	2	0
Kevin McClelland	5	1	1	2	5
George Ferguson	5	0	1	1	0
Steve Gatzos	1	0	0	0	0
Ron Stackhouse	1	0	0	0	0
Bobby Simpson	2	0	0	0	0
Randy Boyd	3	0	0	0	11
Peter Lee	3	0	0	0	0
Greg Malone	3	0	0	0	4
Pat Graham	4	0	0	0	2
Paul Baxter	5	0	0	0	14
Marc Chorney	5	0	0	0	0
Michel Dion	5	0	0	0	0
Pat Price	5	0	0	0	28

GOALTENDERS

GOALIE	W-L	GP	MP	GA	SO	GAA
Michel Dion	2-3	5	304	22	0	4.34

YEAR-BY-YEAR PLAYOFF STATS CONTINUED

1989

PLAYER	GP	G	A	PTS	PIM
Mario Lemieux	11	12	7	19	16
Paul Coffey	11	2	13	15	31
Kevin Stevens	11	3	7	10	16
Dan Quinn	11	6	3	9	10
John Cullen	11	3	6	9	28
Zarley Zalapski	11	1	8	9	13
Rob Brown	11	5	3	8	22
Randy Cunneynworth	11	3	5	8	26
Jock Callander	10	2	5	7	10
Phil Bourque	11	4	1	5	66
Jim Johnson	11	0	5	5	44
Troy Loney	11	1	3	4	24
Bob Errey	11	1	2	3	12
Gord Dineen	11	0	2	2	8
Dave McLlwain	3	0	1	1	0
Dave Hannan	8	0	1	1	4
Randy Hillier	9	0	1	1	49
Tom Barrasso	11	0	1	1	8
Steve Dykstra	1	0	0	0	2
Wendell Young	1	0	0	0	10
Richard Zemplak	1	0	0	0	10
Chris Dahlquist	2	0	0	0	0
Jay Caufield	9	0	0	0	28
Rod Buskas	10	0	0	0	23

GOALTENDERS

GOALIE	W-L	GP	MP	GA	SO	GAA
Tom Barrasso	7-4	11	631	40	0	3.80
Wendell Young	0-0	1	39	1	0	1.54

1991

PLAYER	GP	G	A	PTS	PIM
Mario Lemieux	23	16	28	44	16
Mark Recchi	24	10	24	34	33
Kevin Stevens	24	17	16	33	53
Larry Murphy	23	5	18	23	44
Joe Mullen	22	8	9	17	4
Ron Francis	24	7	10	17	24
Phil Bourque	24	6	7	13	16
Jaromir Jagr	24	3	10	13	6
Paul Coffey	12	2	9	11	6
Bob Errey	24	5	2	7	29
Bryan Trottier	23	3	4	7	49
Scott Young	17	1	6	7	2
Ulf Samuelsson	20	3	2	5	34
Jiri Hrdina	14	2	2	4	6
Troy Loney	24	2	2	4	41
Paul Stanton	22	1	2	3	24
Gordie Roberts	24	1	2	3	63
Peter Taglianetti	19	0	3	3	49
Grant Jennings	13	1	1	2	16
Jim Paek	8	1	0	1	2
Randy Gilhen	16	1	0	1	14
Frank Pietrangelo	5	0	1	1	2
Tom Barrasso	20	0	1	1	2
Randy Hillier	8	0	0	0	24

GOALTENDERS

GOALIE	W-L	GP	MP	GA	SO	GAA
Tom Barrasso	12-7	20	1175	51	1	2.60
Frank Pietrangelo	4-1	5	288	15	1	3.12

1992

PLAYER	GP	G	A	PTS	PIM
Mario Lemieux	15	16	18	34	2
Kevin Stevens	21	13	15	28	28
Ron Francis	21	8	19	27	6
Jaromir Jagr	21	11	13	24	6
Rick Tocchet	14	6	13	19	24
Larry Murphy	21	6	10	16	19
Troy Loney	21	4	5	9	32
Shawn McEachern	19	2	7	9	4
Paul Stanton	21	1	7	8	42
Bryan Trottier	21	4	3	7	8
Phil Bourque	21	3	4	7	25
Joe Mullen	9	3	1	4	4
Jock Callander	12	1	3	4	2
Jim Paek	19	0	4	4	6
Bob Errey	14	3	0	3	10
Kjell Samuelsson	15	0	3	3	12
Dave Michayluk	7	1	1	2	0
Gordie Roberts	19	0	2	2	32
Tom Barrasso	21	0	2	2	4
Jiri Hrdina	21	0	2	2	16
Ulf Samuelsson	21	0	2	2	39
Mike Needham	5	1	0	1	2
Ken Wregget	1	0	0	0	0
Jay Caufield	5	0	0	0	2
Grant Jennings	10	0	0	0	12

GOALTENDERS

GOALIE	W-L	GP	MP	GA	SO	GAA
Tom Barrasso	16-5	21	1233	58	1	2.82
Ken Wregget	0-0	1	40	4	0	6.00

YEAR-BY-YEAR PLAYOFF STATS CONTINUED

1993

PLAYER	GP	G	A	PTS	PIM
Mario Lemieux	11	8	10	18	10
Ron Francis	12	6	11	17	19
Kevin Stevens	12	5	11	16	22
Rick Tocchet	12	7	6	13	24
Larry Murphy	12	2	11	13	10
Jaromir Jagr	12	5	4	9	23
Joe Mullen	12	4	2	6	6
Ulf Samuelsson	12	1	5	6	24
Mike Ramsey	12	0	6	6	4
Jeff Daniels	12	3	2	5	0
Shawn McEachern	12	3	2	5	10
Troy Loney	10	1	4	5	0
Dave Tippett	12	1	4	5	14
Martin Straka	11	2	1	3	2
Peter Taglianetti	11	1	2	3	16
Tom Barrasso	12	0	3	3	4
Kjell Samuelsson	12	0	3	3	2
Mike Needham	9	1	0	1	2
Paul Stanton	1	0	1	1	0
Mike Stapleton	4	0	0	0	0
Grant Jennings	12	0	0	0	8

GOALTENDERS

GOALIE	W-L	GP	MP	GA	SO	GAA
Tom Barrasso	7-5	12	722	35	2	2.91

1994

PLAYER	GP	G	A	PTS	PIM
Mario Lemieux	6	4	3	7	2
Jaromir Jagr	6	2	4	6	16
Rick Tocchet	6	2	3	5	20
Larry Murphy	6	0	5	5	0
Kevin Stevens	6	1	1	2	10
Peter Taglianetti	5	0	2	2	16
Ron Francis	6	0	2	2	6
Shawn McEachern	6	1	0	1	2
Joe Mullen	6	1	0	1	2
Martin Straka	6	1	0	1	2
Greg Brown	6	0	1	1	4
Ulf Samuelsson	6	0	1	1	18
Larry DePalma	1	0	0	0	0
Greg Hawgood	1	0	0	0	0
Mike Ramsey	1	0	0	0	0
Bryan Trottier	2	0	0	0	0
Grant Jennings	3	0	0	0	2
Jim McKenzie	3	0	0	0	0
Chris Tamer	5	0	0	0	2
Tom Barrasso	6	0	0	0	4
Doug Brown	6	0	0	0	2
Kjell Samuelsson	6	0	0	0	26
Tomas Sandstrom	6	0	0	0	4

GOALTENDERS

GOALIE	W-L	GP	MP	GA	SO	GAA
Tom Barrasso	2-4	6	356	17	0	2.87

1995

PLAYER	GP	G	A	PTS	PIM
Ron Francis	12	6	13	19	4
Jaromir Jagr	12	10	5	15	6
Larry Murphy	12	2	13	15	0
Luc Robitaille	12	7	4	11	26
Kevin Stevens	12	4	7	11	21
Tomas Sandstrom	12	3	3	6	16
Norm Maciver	12	1	4	5	8
Troy Murray	12	2	1	3	12
Joe Mullen	12	0	3	3	4
Chris Joseph	10	1	1	2	12
Ulf Samuelsson	7	0	2	2	8
John Cullen	9	0	2	2	8
Shawn McEachern	11	0	2	2	8
Francois Leroux	12	0	2	2	14
Len Barrie	4	1	0	1	8
Kjell Samuelsson	11	0	1	1	32
Drake Berehowsky	1	0	0	0	0
Tom Barrasso	2	0	0	0	2
Richard Park	3	0	0	0	2
Peter Taglianetti	4	0	0	0	2
Chris Tamer	4	0	0	0	18
Rusty Fitzgerald	5	0	0	0	4
Jim McKenzie	5	0	0	0	4
Ian Moran	8	0	0	0	0
Mike Hudson	11	0	0	0	6
Ken Wregget	11	0	0	0	7

GOALTENDERS

GOALIE	W-L	GP	MP	GA	SO	GAA
Ken Wregget	5-6	11	661	33	1	3.00
Tom Barrasso	0-1	2	80	8	0	6.00

YEAR-BY-YEAR PLAYOFF STATS CONTINUED

1996

PLAYER	GP	G	A	PTS	PIM
Mario Lemieux	18	11	16	27	33
Jaromir Jagr	18	11	12	23	18
Petr Nedved	18	10	10	20	16
Sergei Zubov	18	1	14	15	26
J.J. Daigneault	17	1	9	10	36
Bryan Smolinski	18	5	4	9	10
Ron Francis	11	3	6	9	4
Dave Roche	16	2	7	9	26
Glen Murray	18	2	6	8	10
Chris Tamer	18	0	7	7	24
Tomas Sandstrom	18	4	2	6	30
Kevin Miller	18	3	2	5	8
Joe Dziedzic	16	1	2	3	19
Brad Lauer	12	1	1	2	4
Francois Leroux	18	1	1	2	20
Chris Joseph	15	1	0	1	8
Ken Wregget	9	0	1	1	0
Dmitri Mironov	15	0	1	1	10
Neil Wilkinson	15	0	1	1	14
Richard Park	1	0	0	0	0
Corey Foster	3	0	0	0	4
Stefan Bergkvist	4	0	0	0	2
Dave McLlwain	6	0	0	0	0
Alek Stojanov	9	0	0	0	19
Tom Barrasso	10	0	0	0	8

GOALTENDERS

GOALIE	W-L	GP	MP	GA	SO	GAA
Ken Wregget	7-2	9	599	23	0	2.30
Tom Barrasso	4-5	10	558	26	1	2.80

1997

PLAYER	GP	G	A	PTS	PIM
Jaromir Jagr	5	4	4	8	4
Mario Lemieux	5	3	3	6	4
Ron Francis	5	1	2	3	2
Ian Moran	5	1	2	3	4
Petr Nedved	5	1	2	3	12
Jason Woolley	5	0	3	3	0
Kevin Hatcher	5	1	1	2	4
Greg Johnson	5	1	0	1	2
Ed Olczyk	5	1	0	1	12
Fredrik Olausson	4	0	1	1	0
Stu Barnes	5	0	1	1	0
Joe Dziedzic	5	0	1	1	4
Alex Hicks	5	0	1	1	2
Joe Mullen	1	0	0	0	0
Francois Leroux	3	0	0	0	0
Craig Muni	3	0	0	0	0
Chris Tamer	4	0	0	0	4
Josef Beranek	5	0	0	0	2
Darius Kasparaitis	5	0	0	0	6
Neil Wilkinson	5	0	0	0	4
Ken Wregget	5	0	0	0	2

GOALTENDERS

GOALIE	W-L	GP	MP	GA	SO	GAA
Ken Wregget	1-4	5	297	18	0	3.64

1998

PLAYER	GP	G	A	PTS	PIM
Jaromir Jagr	6	4	5	9	2
Stu Barnes	6	3	3	6	2
Ron Francis	6	1	5	6	2
Jiri Slegr	6	0	4	4	2
Robert Lang	6	0	3	3	2
Fredrik Olausson	6	0	3	3	2
Ed Olczyk	6	2	0	2	4
Martin Straka	6	2	0	2	2
Rob Brown	6	1	0	1	4
Kevin Hatcher	6	1	0	1	12
Brad Werenka	6	1	0	1	8
Aleksey Morozov	6	0	1	1	2
Chris Tamer	6	0	1	1	4
Tyler Wright	6	0	1	1	4
Tuomas Gronman	1	0	0	0	0
Andreas Johansson	1	0	0	0	0
Darius Kasparaitis	5	0	0	0	8
Sean Pronger	5	0	0	0	4
Tom Barrasso	6	0	0	0	2
Alex Hicks	6	0	0	0	2
Ian Moran	6	0	0	0	2

GOALTENDERS

GOALIE	W-L	GP	MP	GA	SO	GAA
Tom Barrasso	2-4	6	376	17	0	2.71

YEAR-BY-YEAR PLAYOFF STATS CONTINUED

1999

PLAYER	GP	G	A	PTS	PIM
Martin Straka	13	6	9	15	6
Jaromir Jagr	9	5	7	12	16
Alex Kovalev	10	5	7	12	14
Kip Miller	13	2	7	9	19
German Titov	11	3	5	8	4
Rob Brown	13	2	5	7	8
Jan Hrdina	13	4	1	5	12
Kevin Hatcher	13	2	3	5	4
Jiri Sleg	13	1	3	4	12
Aleksey Morozov	10	1	1	2	0
Brad Werenka	13	1	1	2	6
Robert Lang	12	0	2	2	0
Ian Moran	13	0	2	2	8
Greg Andrusak	12	1	0	1	6
Bobby Dollas	13	1	0	1	6
Dan Kesa	13	1	0	1	0
Maxim Galanov	1	0	0	0	0
Victor Ignatjev	1	0	0	0	2
Todd Hlushko	2	0	0	0	0
Brian Bonin	3	0	0	0	0
Martin Sonnenberg	7	0	0	0	0
Matthew Barnaby	13	0	0	0	35
Tom Barrasso	13	0	0	0	4
Tyler Wright	13	0	0	0	19

GOALTENDERS

GOALIE	W-L	GP	MP	GA	SO	GAA
Tom Barrasso	6-7	13	787	35	1	2.67

2000

PLAYER	GP	G	A	PTS	PIM
Jaromir Jagr	11	8	8	16	6
Jan Hrdina	9	4	8	12	2
Martin Straka	11	3	9	12	10
Robert Lang	11	3	3	6	0
Janne Laukkanen	11	2	4	6	10
Alex Kovalev	11	1	5	6	10
Jiri Sleg	10	2	3	5	19
Tyler Wright	11	3	1	4	17
Rob Brown	11	1	2	3	0
Josef Beranek	11	0	3	3	4
Rene Corbet	7	1	1	2	9
Darius Kasparaitis	11	1	1	2	10
Matthew Barnaby	11	0	2	2	29
Bob Boughner	11	0	2	2	15
John Slaney	2	1	0	1	2
Pat Falloon	10	1	0	1	2
Hans Jonsson	11	0	1	1	6
Ian Moran	11	0	1	1	2
Peter Skudra	1	0	0	0	0
Michal Rozsival	2	0	0	0	4
Aleksey Morozov	5	0	0	0	0
Peter Popovic	10	0	0	0	10
Ron Tugnutt	11	0	0	0	2

GOALTENDERS

GOALIE	W-L	GP	MP	GA	SO	GAA
Ron Tugnutt	6-5	11	746	22	2	1.77
Peter Skudra	0-0	1	20	1	0	3.00

2001

PLAYER	GP	G	A	PTS	PIM
Mario Lemieux	18	6	11	17	4
Martin Straka	18	5	8	13	8
Jaromir Jagr	16	2	10	12	18
Alex Kovalev	18	5	5	10	16
Andrew Ference	18	3	7	10	16
Robert Lang	16	4	4	8	4
Jan Hrdina	18	2	5	7	8
Kevin Stevens	17	3	3	6	20
Aleksey Morozov	18	3	3	6	6
Janne Laukkanen	18	2	2	4	14
Wayne Primeau	18	1	3	4	2
Darius Kasparaitis	17	1	1	2	26
Josef Beranek	13	0	2	2	2
Rene Corbet	17	1	0	1	12
Marc Bergevin	12	0	1	1	2
Bob Boughner	18	0	1	1	22
Ian Moran	18	0	1	1	4
Jean-Sebastien Aubin	1	0	0	0	0
Dan LaCouture	5	0	0	0	2
Krzysztof Oliwa	5	0	0	0	16
Milan Kraft	8	0	0	0	2
Hans Jonsson	16	0	0	0	8
Johan Hedberg	18	0	0	0	0

GOALTENDERS

GOALIE	W-L	GP	MP	GA	SO	GAA
Johan Hedberg	9-9	18	1123	43	2	2.30
J-S Aubin	0-0	1	1	0	0	0.00

YEAR-BY-YEAR PLAYOFF STATS CONTINUED

2007

PLAYER	GP	G	A	PTS	PIM
Sidney Crosby	5	3	2	5	4
Gary Roberts	5	2	2	4	2
Sergei Gonchar	5	1	3	4	2
Evgeni Malkin	5	0	4	4	8
Mark Recchi	5	0	4	4	0
Jordan Staal	5	3	0	3	2
Ryan Whitney	5	1	1	2	6
Michel Ouellet	5	0	2	2	6
Colby Armstrong	5	0	1	1	11
Maxime Talbot	5	0	1	1	7
Nils Ekman	1	0	0	0	0
Jocelyn Thibault	1	0	0	0	0
Georges Laraque	2	0	0	0	0
Ronald Petrovicky	3	0	0	0	2
Erik Christensen	4	0	0	0	6
Mark Eaton	5	0	0	0	0
Marc-Andre Fleury	5	0	0	0	0
Ryan Malone	5	0	0	0	0
Josef Melichar	5	0	0	0	2
Brooks Orpik	5	0	0	0	8
Jarkko Ruutu	5	0	0	0	10
Rob Scuderi	5	0	0	0	2

GOALTENDERS

GOALIE	W-L	GP	MP	GA	SO	GAA
Marc-Andre Fleury	1-4	5	287	18	0	3.76
Jocelyn Thibault	0-0	1	8	0	0	0.00

2008

PLAYER	GP	G	A	PTS	PIM
Sidney Crosby	20	6	21	27	12
Marian Hossa	20	12	14	26	12
Evgeni Malkin	20	10	12	22	24
Ryan Malone	20	6	10	16	25
Sergei Gonchar	20	1	13	14	8
Petr Sykora	20	6	3	9	16
Maxime Talbot	17	3	6	9	36
Jordan Staal	20	6	1	7	14
Pascal Dupuis	20	2	5	7	18
Ryan Whitney	20	1	5	6	25
Adam Hall	17	3	1	4	8
Gary Roberts	11	2	2	4	32
Tyler Kennedy	20	0	4	4	13
Jarkko Ruutu	20	2	1	3	26
Georges Laraque	15	1	2	3	4
Rob Scuderi	20	0	3	3	2
Kris Letang	16	0	2	2	12
Brooks Orpik	20	0	2	2	18
Hal Gill	20	0	1	1	12
Darryl Sydor	4	0	0	0	2
Marc-Andre Fleury	20	0	0	0	2

GOALTENDERS

GOALIE	W-L	GP	MP	GA	SO	GAA
Marc-Andre Fleury	14-6	20	1251	41	3	1.97

2009

PLAYER	GP	G	A	PTS	PIM
Evgeni Malkin	24	14	22	36	51
Sidney Crosby	24	15	16	31	14
Bill Guerin	24	7	8	15	15
Ruslan Fedotenko	24	7	7	14	4
Sergei Gonchar	22	3	11	14	12
Chris Kunitz	24	1	13	14	19
Maxime Talbot	24	8	5	13	19
Kris Letang	23	4	9	13	26
Tyler Kennedy	24	5	4	9	4
Jordan Staal	24	4	5	9	8
Mark Eaton	24	4	3	7	10
Matt Cooke	24	1	6	7	22
Miroslav Satan	17	1	5	6	11
Craig Adams	24	3	2	5	16
Rob Scuderi	24	1	4	5	6
Philippe Boucher	9	1	3	4	4
Brooks Orpik	24	0	4	4	22
Hal Gill	24	0	2	2	6
Alex Goligoski	2	0	1	1	0
Petr Sykora	7	0	1	1	0
Mathieu Garon	1	0	0	0	0
Pascal Dupuis	16	0	0	0	8
Marc-Andre Fleury	24	0	0	0	2

GOALTENDERS

GOALIE	W-L	GP	MP	GA	SO	GAA
Marc-Andre Fleury	16-8	24	1447	63	0	2.61
Mathieu Garon	0-0	1	24	0	0	0.00

YEAR-BY-YEAR PLAYOFF STATS CONTINUED

2010

PLAYER	GP	G	A	PTS	PIM
Sidney Crosby	13	6	13	19	6
Sergei Gonchar	13	2	10	12	4
Evgeni Malkin	13	5	6	11	6
Chris Kunitz	13	4	7	11	8
Bill Guerin	11	4	5	9	2
Alex Goligoski	13	2	7	9	2
Pascal Dupuis	13	2	6	8	4
Kris Letang	13	5	2	7	6
Matt Cooke	13	4	2	6	22
Maxime Talbot	13	2	4	6	11
Jordan Staal	11	3	2	5	6
Alexei Ponikarovsky	11	1	4	5	4
Craig Adams	13	2	1	3	15
Mark Eaton	13	0	3	3	4
Brooks Orpik	13	0	2	2	12
Mark Letestu	4	0	1	1	0
Chris Conner	1	0	0	0	0
Brent Johnson	1	0	0	0	0
Jay McKee	5	0	0	0	2
Ruslan Fedotenko	6	0	0	0	4
Jordan Leopold	8	0	0	0	2
Tyler Kennedy	10	0	0	0	2
Mike Rupp	11	0	0	0	8
Marc-Andre Fleury	13	0	0	0	2

GOALTENDERS

GOALIE	W-L	GP	MP	GA	SO	GAA
Marc-Andre Fleury	7-6	13	798	37	1	2.78
Brent Johnson	0-0	1	31	1	0	1.94

2011

PLAYER	GP	G	A	PTS	PIM
Arron Asham	7	3	1	4	2
Maxime Talbot	7	1	3	4	14
Kris Letang	7	0	4	4	10
Tyler Kennedy	7	2	1	3	2
Jordan Staal	7	1	2	3	2
Brooks Orpik	7	0	3	3	14
Alex Kovalev	7	1	1	2	10
James Neal	7	1	1	2	6
Mike Rupp	7	1	1	2	4
Ben Lovejoy	7	0	2	2	4
Paul Martin	7	0	2	2	2
Chris Kunitz	6	1	0	1	6
Craig Adams	7	1	0	1	2
Chris Conner	7	1	0	1	0
Pascal Dupuis	7	1	0	1	2
Mark Letestu	7	0	1	1	0
Zbynek Michalek	7	0	1	1	0
Matt Niskanen	7	0	1	1	0
Brent Johnson	1	0	0	0	2
Eric Tangradi	1	0	0	0	0
Marc-Andre Fleury	7	0	0	0	0

GOALTENDERS

GOALIE	W-L	GP	MP	GA	SO	GAA
Marc-Andre Fleury	3-4	7	405	17	1	2.52
Brent Johnson	0-0	1	34	4	0	7.06

2012

PLAYER	GP	G	A	PTS	PIM
Jordan Staal	6	6	3	9	2
Sidney Crosby	6	3	5	8	9
Evgeni Malkin	6	3	5	8	6
Tyler Kennedy	6	3	3	6	2
James Neal	5	2	4	6	12
Pascal Dupuis	6	2	4	6	0
Chris Kunitz	6	2	4	6	8
Steve Sullivan	6	2	4	6	4
Kris Letang	6	1	4	5	21
Matt Cooke	6	0	4	4	16
Matt Niskanen	4	1	2	3	6
Paul Martin	3	1	0	1	0
Richard Park	2	0	1	1	2
Eric Tangradi	2	0	1	1	0
Deryk Engelland	6	0	1	1	14
Marc-Andre Fleury	6	0	1	1	0
Zbynek Michalek	6	0	1	1	0
Brent Johnson	1	0	0	0	0
Ben Lovejoy	2	0	0	0	0
Arron Asham	3	0	0	0	10
Simon Despres	3	0	0	0	2
Brian Strait	3	0	0	0	0
Joe Vitale	4	0	0	0	12
Craig Adams	5	0	0	0	19
Brooks Orpik	6	0	0	0	4

GOALTENDERS

GOALIE	W-L	GP	MP	GA	SO	GAA
Marc-Andre Fleury	2-4	6	337	26	0	4.63
Brent Johnson	0-0	1	20	2	0	6.00

YEAR-BY-YEAR PLAYOFF STATS CONTINUED

2013

PLAYER	GP	G	A	PTS	PIM
Evgeni Malkin	15	4	12	16	26
Kris Letang	15	3	13	16	8
Sidney Crosby	14	7	8	15	8
Jarome Iginla	15	4	8	12	16
Pascal Dupuis	15	7	4	11	12
Paul Martin	15	2	9	11	4
James Neal	13	6	4	10	8
Chris Kunitz	15	5	5	10	6
Tyler Kennedy	9	2	3	5	2
Brenden Morrow	14	2	2	4	8
Matt Cooke	15	0	4	4	35
Douglas Murray	15	2	1	3	32
Brandon Sutter	15	2	1	3	0
Mark Eaton	8	0	3	3	0
Jussi Jokinen	8	0	3	3	4
Brooks Orpik	12	1	1	2	10
Matt Niskanen	15	0	2	2	11
Tanner Glass	5	1	0	1	4
Beau Bennett	6	1	0	1	0
Marc-Andre Fleury	5	0	1	1	0
Joe Vitale	6	0	1	1	6
Craig Adams	15	0	1	1	10
Simon Despres	3	0	0	0	0
Deryk Engelland	7	0	0	0	8
Tomas Vokoun	11	0	0	0	0

GOALTENDERS

GOALIE	W-L	GP	MP	GA	SO	GAA
Tomas Vokoun	6-5	11	685	23	1	2.01
Marc-Andre Fleury	2-2	5	290	17	1	3.52

2014

PLAYER	GP	G	A	PTS	PIM
Evgeni Malkin	13	6	8	14	8
Jussi Jokinen	13	7	3	10	10
Matt Niskanen	13	2	7	9	8
Sidney Crosby	13	1	8	9	4
Chris Kunitz	13	3	5	8	16
Paul Martin	13	0	8	8	6
Brandon Sutter	13	5	2	7	2
Kris Letang	13	2	4	6	14
Beau Bennett	12	1	4	5	8
James Neal	13	2	2	4	24
Olli Maatta	13	0	4	4	0
Brian Gibbons	8	2	1	3	2
Lee Stempniak	13	2	1	3	6
Brooks Orpik	5	1	1	2	0
Craig Adams	13	1	1	2	2
Robert Bortuzzo	8	0	1	1	4
Marcel Goc	9	0	1	1	4
Jayson Megna	2	0	0	0	0
Tanner Glass	8	0	0	0	4
Marc-Andre Fleury	13	0	0	0	0
Rob Scuderi	13	0	0	0	6
Joe Vitale	13	0	0	0	4

GOALTENDERS

GOALIE	W-L	GP	MP	GA	SO	GAA
Marc-Andre Fleury	7-6	13	800	32	2	2.40

2015

PLAYER	GP	G	A	PTS	PIM
Sidney Crosby	5	2	2	4	0
Patric Hornqvist	5	2	1	3	2
Chris Kunitz	5	1	2	3	8
Nick Spaling	5	1	1	2	4
Brandon Sutter	5	1	1	2	2
Ian Cole	5	0	2	2	8
Steve Downie	5	0	2	2	4
Ben Lovejoy	5	0	2	2	0
Paul Martin	5	0	2	2	2
Blake Comeau	5	1	0	1	8
David Perron	5	0	1	1	4
Beau Bennett	2	0	0	0	0
Scott Wilson	3	0	0	0	0
Taylor Chorney	5	0	0	0	2
Brian Dumoulin	5	0	0	0	0
Marc-Andre Fleury	5	0	0	0	0
Maxim Lapierre	5	0	0	0	0
Evgeni Malkin	5	0	0	0	0
Rob Scuderi	5	0	0	0	0
Daniel Winnik	5	0	0	0	2

GOALTENDERS

GOALIE	W-L	GP	MP	GA	SO	GAA
Marc-Andre Fleury	1-4	5	312	11	0	2.12

YEAR-BY-YEAR PLAYOFF STATS CONTINUED

2016

PLAYER	GP	G	A	PTS	PIM
Phil Kessel	24	10	12	22	4
Sidney Crosby	24	6	13	19	4
Evgeni Malkin	23	6	12	18	18
Nick Bonino	24	4	14	18	12
Carl Hagelin	24	6	10	16	14
Kris Letang	23	3	12	15	22
Patric Hornqvist	24	9	4	13	10
Chris Kunitz	24	4	8	12	15
Conor Sheary	23	4	6	10	8
Bryan Rust	23	6	3	9	6
Brian Dumoulin	24	2	6	8	2
Olli Maatta	18	0	7	7	4
Matt Cullen	24	4	2	6	8
Ben Lovejoy	24	2	4	6	12
Trevor Daley	15	1	5	6	10
Tom Kuhnhackl	24	2	3	5	0
Eric Fehr	23	3	1	4	6
Justin Schultz	15	0	4	4	0
Ian Cole	24	1	2	3	14
Beau Bennett	1	0	0	0	0
Marc-Andre Fleury	2	0	0	0	0
Derrick Pouliot	2	0	0	0	2
Oskar Sundqvist	2	0	0	0	0
Jeff Zatkoff	2	0	0	0	0
Matt Murray	21	0	0	0	4

GOALTENDERS

GOALIE	W-L	GP	MP	GA	SO	GAA
Matt Murray	15-6	21	1267	44	1	2.08
Jeff Zatkoff	1-1	2	117	6	0	3.08
Marc-Andre Fleury	0-1	2	79	4	0	3.04

2017

PLAYER	GP	G	A	PTS	PIM
Evgeni Malkin	25	10	18	28	53
Sidney Crosby	24	8	19	27	10
Phil Kessel	25	8	15	23	2
Jake Guentzel	25	13	8	21	10
Justin Schultz	21	4	9	13	4
Chris Kunitz	20	2	9	11	27
Bryan Rust	23	7	2	9	10
Patric Hornqvist	19	5	4	9	18
Matt Cullen	25	2	7	9	24
Ian Cole	25	0	9	9	22
Ron Hainsey	25	2	6	8	6
Olli Maatta	25	2	6	8	12
Nick Bonino	21	4	3	7	2
Conor Sheary	22	2	5	7	4
Scott Wilson	20	3	3	6	11
Brian Dumoulin	25	1	5	6	6
Trevor Daley	21	1	4	5	24
Carter Rowney	20	0	3	3	4
Carl Hagelin	15	2	0	2	19
Tom Kuhnhackl	11	1	1	2	4
Mark Streit	3	0	2	2	0
Josh Archibald	4	0	0	0	2
Chad Ruhwedel	6	0	0	0	4
Matt Murray	11	0	0	0	0
Marc-Andre Fleury	15	0	0	0	0

GOALTENDERS

GOALIE	W-L	GP	MP	GA	SO	GAA
Marc-Andre Fleury	9-6	15	867	37	2	2.56
Matt Murray	7-3	11	669	19	3	1.70

2018

PLAYER	GP	G	A	PTS	PIM
Jake Guentzel	12	10	11	21	8
Sidney Crosby	12	9	12	21	6
Patric Hornqvist	10	5	6	11	22
Kris Letang	12	3	8	11	15
Phil Kessel	12	1	8	9	2
Evgeni Malkin	9	4	4	8	16
Justin Schultz	12	1	7	8	2
Brian Dumoulin	12	1	6	7	2
Derick Brassard	12	1	3	4	4
Bryan Rust	12	3	0	3	4
Carl Hagelin	9	2	1	3	2
Riley Sheahan	12	1	2	3	2
Dominik Simon	8	0	3	3	4
Olli Maatta	12	0	2	2	4
Conor Sheary	12	0	2	2	2
Jamie Oleksiak	12	1	0	1	7
Zach Aston-Reese	9	0	1	1	4
Carter Rowney	3	0	0	0	0
Tom Kuhnhackl	12	0	0	0	4
Chad Ruhwedel	12	0	0	0	2

GOALTENDERS

GOALIE	W-L	GP	MP	GA	SO	GAA
Matt Murray	6-6	12	716	29	2	2.43

YEAR-BY-YEAR PLAYOFF STATS CONTINUED

2019

PLAYER	GP	G	A	PTS	PIM
Evgeni Malkin	4	1	2	3	6
Justin Schultz	4	1	2	3	0
Phil Kessel	4	1	1	2	2
Erik Gudbranson	4	1	0	1	2
Jake Guentzel	4	1	0	1	0
Garrett Wilson	4	1	0	1	0
Jared McCann	3	0	1	1	0
Sidney Crosby	4	0	1	1	2
Brian Dumoulin	4	0	1	1	0
Kris Letang	4	0	1	1	2
Marcus Pettersson	4	0	1	1	4
Dominik Simon	4	0	1	1	0
Teddy Blueger	1	0	0	0	0
Olli Maatta	1	0	0	0	0
Jack Johnson	3	0	0	0	6
Zach Aston-Reese	4	0	0	0	0
Nick Bjugstad	4	0	0	0	2
Matt Cullen	4	0	0	0	0
Patric Hornqvist	4	0	0	0	8
Bryan Rust	4	0	0	0	2

GOALTENDERS

GOALIE	W-L	GP	MP	GA	SO	GAA
Matt Murray	0-4	4	239	12	0	3.01

OPPONENT PLAYOFF LEADERS

SCORING LEADERS

PLAYER	TEAM(S)	GP	G	A	PTS	PIM
ALEX OVECHKIN	WSH	26	15	18	33	20
PETER BONDRA	WSH	39	19	12	31	32
MICHAL PIVONKA	WSH	31	8	18	26	60
CALLE JOHANSSON	WSH	36	8	17	25	14
NICK BACKSTROM	WSH	25	8	16	24	6
DALE HUNTER	WSH	27	7	17	24	87
JOE JUNEAU	BOS/WSH	22	6	18	24	29
CLAUDE GIROUX	PHI	18	9	13	22	19
DANIEL ALFREDSSON	OTT	18	7	11	18	14
MIKE RIDLEY	WSH	18	3	15	18	4
SERGEI GONCHAR	WSH/OTT	29	6	11	17	18
JAROMIR JAGR	NYR/PHI/BOS	15	4	13	17	12
TIM KERR	PHI /NYR	4	11	5	16	2
BRIAN RAFALSKI	NJD/DET	18	6	10	16	6
DIMITRI KHRISTICH	WSH	28	6	10	16	25
VALTERI FILPPULA	DET/ TBL/ PHI/NYI	30	5	11	16	6
MARK RECCHI	MTL/PHI	12	5	11	16	6
BRIAN LEETCH	NYR	15	4	12	16	6

GOALTENDING LEADERS (MIN: 3 GAMES)

GOALTENDER	TEAM(S)	GP	MP	GA	SO	GAA	W-L
TUUKKA RASK	BOS	4	275	2	2	0.44	4-0
GLENN RESCH	NYI	4	240	4	1	1.00	4-0
JACQUES PLANTE	STL	3	180	4	1	1.33	2-1
ROBIN LEHNER	OTT/NYI	6	294	8	0	1.63	4-1
CHRIS OSGOOD	DET	13	826	23	3	1.67	7-6
DWAYNE ROLOSON	TBL	7	441	13	1	1.77	4-3
WAYNE THOMAS	TOR	5	300	9	1	1.80	3-2
RAY EMERY	OTT	5	299	10	1	2.01	4-1
MARTIN BRODEUR	NJD	17	1041	35	2	2.02	11-6
CURTIS JOSEPH	TOR	6	363	13	0	2.15	4-2
GERRY CHEEVERS	BOS	9	540	20	0	2.22	7-2
MARTIN JONES	SJS	6	370	14	0	2.27	2-4
DOMINIK HASEK	CHI/BUF	8	505	20	0	2.38	3-5
JAROSLAV HALAK	MTL	7	403	16	0	2.38	4-3
OLAF KOLZIG	WSH	18	1044	42	1	2.41	6-11
HENRIK LUNDQVIST	NYR	22	1237	50	1	2.43	10-11
BRADEN HOLTBY	WSH	19	1133	46	0	2.44	9-10
GARY SMITH	OAK/CHI	5	308	13	1	2.53	1-4
ANTTI RAANTA	NYR	3	94	4	0	2.56	0-1
GARTH SNOW	PHI	5	300	13	0	2.60	4-1
JOHN VANBIESBROUCK	NYR/FLA	13	712	31	0	2.61	4-9
BYRON DAFOE	WSH	3	138	6	0	2.61	0-2
PEKKA RINNE	NSH	6	300	14	0	2.80	2-4
DON BEAUPRE	WSH	16	937	44	1	2.82	8-7



pittsburghpenguins.com