




LA KINGS[®] MEDIA GUIDE

2011/2012

23 DUSTIN BROWN

11 ANZE KOPITAR



10 MIKE RICHARDS

32 JONATHAN QUICK

8 DREW DOUGHTY



1.888.KINGS.LA | LAKINGS.COM

PRIDE=PASSION=POWER



YOU
TREE-GRUB BRÛLÉE.
IN?



THE FIFTH GENERATION
4RUNNER

The Fifth Generation 4Runner with reclining fold-flat second-row seat and improved driver comfort. Not that you need to be pampered, you element-hardened, modern-day Davy Crockett. Find out more at TOYOTA.COM/4RUNNER

Options shown. ©2011 Toyota Motor Sales, U.S.A., Inc.



Toyota. A proud sponsor of the L.A. Kings for 22 years.

2011-12



TABLE OF CONTENTS

Table of Contents	1-2
-------------------	-----

THE STAFF

Staff Directory	4-5
Ownership, Executive Bios	6-8
Business Operations Bios, Staff Pics	9-14
Hockey Operations Bios, Staff Pics	15-26
Broadcaster Bios	27-28

THE PLAYERS

Player Bios	30-76
Players in the System	77-83
Prospects	84-87
2011 NHL Entry Draft Selections	88

IN THE COMMUNITY

Kings Care Foundation	92-93
Kings Alumni Association	94-95
Kings Hall of Fame	96-97

LAST SEASON

2010-11 Final Stats	104
2010-11 Final Standings	105
Game-by-Game Results	106-107
Player Game-by-Game Results	108-112
2010-11 Season Transactions	113
2011 Final Playoff Stats	114

ALL-TIME RECORDS

Season Reviews	116-158
Record Year-by-Year, Home, Road	159-160
Record vs. Opponents, Home, Road	160-161
Coaching Records, Year-by-Year, Fastest 100 Wins	162
All-Time Scoring	163-166
All-Time Goaltending	167
Leaders Year-by-Year	168
Goaltender Leaders Year-by-Year	169
All-Time Top Ten, Goal Leaders by Position	170-172
Season Bests	173-174
Hat Tricks	175-176
Shutouts	177-178
Team Records, All-Time PP/PK	179-181
Individual Player Records	182-184
All-Time Streaks	185-187
OT Record Year-by-Year, vs. NHL	188
OT Goal Scorers	189
OT Goal Leaders, Career, Current	190
Shootouts, Career, 2010-11	191
Shootout Records, vs. NHL	192-193
Penalty Shots For	194
Penalty Shots Against	195
Record Homestands	196

Record Road Trips	197
Situational Stats	198-199
Highest Scoring Games	200
Best Months	201
The Last Time	202-203
Buzzer Beaters, Three Shutouts vs. Kings	204
NHL Debuts, Teenagers, Captains	205
Opening Night, General Managers	206
NHL Award Winners	207
Kings All-Stars	208
Kings Youngstars	209
Kings Team Award Winners	210-212
All-Time Roster, Uniform #'s	213-217
All-Time Draft Choices	218-221
All-Time Trades	222-228
Uniform #'s (Numerical)	229-233
Attendance Year-by-Year	234
Retired #'s	235-239

THE PLAYOFFS

Playoff Season Reviews	242-258
Record Year-by-Year, Home, Road	260-261
Record vs. Opponents, Coaching Records	262
Record vs. Opponents, Home, Road	263
Playoff History	264-265
Playoff Scenarios	266
Playoff Scoring	267-268
Playoff Goaltending	269
All-Time Playoff Top Five	270
All-Time Playoff Season Bests	271
Playoff Hat Tricks, Shutouts	272
Playoff Penalty Shots, Situational Goals	273
Playoff Team Records	274-277
Playoff Individual Player Records	278-280
Playoff Highest Scoring Games	281
Playoff OT Record, vs. Opponents	282
All-Time Playoff OT Games, Scoring	283
All-Time Playoff PP/PK	284
The Last Time in the Playoffs	285-286

THE OPPONENTS

Directories, Records Year-by-Year, Fast Facts	288-316
---	---------

MEDIA INFORMATION

Media Info	318
TV/Radio Partners	319
Broadcast Schedule	320-321
Communications Bios	322-323
NHL Directory, Alignment, Playoff Format	324
NHL Critical Dates	325
NHL Hockey Operations	326-327
NHL On-Ice Officials	328
How to Figure	330



AEG

STAPLES Center, Vital Stats	332-334
STAPLES Center Foundation	335
Manchester Monarchs	338-340
Ontario Reign, AEG European Division	342
2011 Compuware NHL Premiere	343
The LA Kings: Our Story	344-347
Bailey/Bavis Tribute	348

Written & Edited By:

Kings Communications Department
Mike Kalinowski, Senior Manager
Jeremy Zager, Manager
Jeff Moeller, Senior Director
Michael Altieri, Vice President
Nick Nickson
Lindsay Adler
Sophie Pustil
Jeff Monahan

Photography:

Bernstein Associates:
Andrew D. Bernstein, Noah Graham
NHL Images
Getty Images

Special Thanks To:

Nick Salata, Jodi Cohen and Chromatic, Inc.


Cover Design:

Adrenalini

Designed & Produced By:

Chromatic, Inc., Glendale, CA

KINGS 2011-12 MEDIA GUIDE DEDICATION



The Los Angeles Kings organization was deeply saddened this past September by the tragic plane crash in Russia that was carrying the members of the KHL's Lokomotiv Yaroslavl organization, including former Kings forward Pavol Demitra, former Kings prospect Jan Marek and many other members of the NHL Family. Our club's thoughts and prayers continue to go out to all the family and friends of those affected by this terrible occurrence.



Dustin Brown receives the annual NHL Foundation Player Award from NHL Commissioner Gary Bettman.



KINGS 2011-12 STAFF DIRECTORY

STAPLES Center
1111 South Figueroa Street
Los Angeles, CA 90015
213-742-7100

Toyota Sports Center
555 North Nash Street
El Segundo, CA 90245
310-535-4500

OWNERSHIP

Owner Philip F. Anschutz
Owner Edward P. Roski, Jr.
Governor Timothy J. Leiweke
Chief Operating Officer/Chief Financial Officer Dan Beckerman
Executive Administrative Assistant to the Governor Carla Garcia
Executive Assistant to Chief Operating Officer/
Chief Financial Officer Karen Zamora

KINGS EXECUTIVE

President/General Manager, Alternate Governor Dean Lombardi
President, Business Operations, Alternate Governor Luc Robitaille
Chief Operating Officer Chris McGowan
Executive Assistant to President/General Manager Tiffany Frost
Executive Assistant to President, Business Operations Kehly Sloane
Executive Assistant to Chief Operating Officer Alicia Briones
Office Coordinator Kiki Oldani

HOCKEY OPERATIONS

Vice President/Assistant General Manager Ron Hextall
Special Assistant to the General Manager Jack Ferreira
Vice President/Hockey Operations and Legal Affairs Jeff Solomon
Director of Team Operations Marshall Dickerson

COACHES

Head Coach Terry Murray
Assistant Coach John Stevens
Assistant Coach Jamie Kompon
Goaltending Coach Bill Ranford
Video Coordinator Ryan Colville

PLAYER DEVELOPMENT

Player Development Nelson Emerson
Pro Development and Special Assignments Mike O'Connell
Goaltender Development Kim Dillabaugh

TRAINING STAFF - MEDICAL

Head Athletic Trainer Chris Kingsley
Assistant Athletic Trainer Myles Hirayama
Massage Therapist Chris Kikosky

TRAINING STAFF - EQUIPMENT

Head Equipment Manager Darren Granger
Assistant Equipment Managers Dana Bryson, Denver Wilson

MEDICAL

Team Physician Dr. Ronald Kvitne
Team Internist Dr. Michael Mellman
Team Dentist Dr. Jeffrey Hoy
Team Ophthalmologist Dr. Howard Lazerson

SCOUTS/ HOCKEY OPERATIONS

Scouting Operations Coordinator Lee Callans
Senior Pro Scout Rob Laird
Pro Scout Steve Greeley
Pro Scout Alyn McCauley
Director of Amateur Scouting Mark Yannetti
Director of Amateur Scouting Michael Futa
Amateur Scout - Western Canada Brent McEwen
Amateur Scout - United States Tony Gasparini
Amateur Scout - Quebec/Maritimes Denis Fugere
Amateur Scout - Europe Todd Woodcroft
Amateur Scout - Europe Christian Ruuttu
Amateur Scout - Northeastern United States Bob Crocker
Collegiate Scout - Western Mike Donnelly
Collegiate Scout - Eastern Mark Mullen
Video Technicians Bob Friedlander, Bill Gurney

BROADCASTERS

TV Play-by-Play Announcer Bob Miller
Radio Play-by-Play Announcer Nick Nickson
TV Color Commentator Jim Fox
Radio Color Commentator Daryl Evans

COMMUNICATIONS AND CONTENT

Vice President, Communications and Content Michael Altieri
Senior Director, Communications Jeff Moeller
Senior Manager, Communications Mike Kalinowski
Manager, Communications and Broadcasting Jeremy Zager
Host Heidi Androl
Manager, Production/Feature Producer Aaron Brenner
Associate Producer Rob McPherson
Beat Reporter - LAKings.com Rich Hammond

FAN DEVELOPMENT AND COMMUNITY RELATIONS

Director, Fan Development/Community Relations James Cefaly
Manager, Community Relations and Kings Care Foundation Jennifer Pope
Manager, Fan Development Chris Crotty
Account Executive, Fan Development Hillary Hodding
Account Executive, Fan Development Geoffrey Reader
Coordinator, Community Relations Lauren Wiedmeier
Coordinator, Kings Care Foundation Lauren Nowinski

FINANCE

Vice President, Finance Peter Mazur
Staff Accountant Charles Borjon
Finance Manager Yvonne Luong

GAME PRESENTATION AND EVENTS

Senior Director, Game Presentation and Events Danny Zollars
Senior Manager, Game Presentation and Events Brooklyn Boyars
Supervisor, Game Presentation and Events Tim Smith
Public Address Announcer David Courtney
Music Director Dieter Ruehle

GROUP SALES

Vice President, Group Sales Matt Rosenfeld
Senior Manager, Group Sales Mason Donley
Manager, Business Development, Group Sales Aaron Kulik
Account Executives, Group Sales Julian Lile, Jeff Soklin,
Bill Allison, Nick Shorr

HUMAN RESOURCES

Human Resources Generalist Cassy Niehaus

MARKETING

Vice President, Marketing Jonathan Lowe
Director, Digital Media Dewayne Hankins
Manager, Marketing and Events Heather Bardocz
Business Operations & Analytics Vincent Ircandia
Coordinator, Marketing and Promotions Kevin Polizzotto
Coordinator, Digital Media Pat Donahue

SPONSORSHIP SALES AND SERVICE

Senior Vice President, Corporate Partnerships Bill Pedigo
Senior Vice President, Partnership Activation Tracy Hartman
Director, Corporate Partnerships Josh Veilleux
Director, Partnership Activation Nam McGrail
Manager, Partnership Administration Katie Ranne

TICKET SALES AND SERVICE

Vice President, Ticket Sales and Service Kelly Cheeseman
Director, Ticket Sales and Service Josh Bender
Director, Ticket Operations Elizabeth Hauck
Manager of Ticket Sales and Service Adam Cheever
Sales and Marketing Database Manager and Analyst Aaron LeValley
Manager, Ticket Operations Samantha Lewis
Sales, Service and Operations Assistant Kristin Hilliard
Sales and Database Coordinator Gretchen Kiker
Senior Sales Executive Kyle Steeves
Senior Sales Executive & Inside Sales Supervisor Ryan Miller

Account Executives, Ticket Sales Callan McCollister, Monica Aguila,
Evan Flagg, David Schall, Brandon Bittel
VIP Service Executive Erica Spencer
Season Ticket Service Executives Scott Servetnick, Cory Romero,
Scott Mahkorn, Kabir Mohindra

STAPLES Center
Opened: October, 1999
Seats for Hockey: 18,118 Rink Dimensions: 200 feet by 85 feet

TEAM COLORS: Silver, Black, White

TELEVISION: FS West **RADIO FLAGSHIP:** KTLK AM 1150

MINOR LEAGUE AFFILIATES: Manchester Monarchs (AHL); Ontario Reign (ECHL)

PHILIP F. ANSCHUTZ

Owner

Philip F. Anschutz assumed ownership of the Los Angeles Kings in October of 1995. Mr. Anschutz, 71, is owner of the The Anschutz Corporation, Denver, Colorado. The company's major business interests are in the fields of natural resources, transportation, real estate and lodging, entertainment and communications.



EDWARD P. ROSKI, JR.

Owner

As Chairman and Chief Executive Officer of one of the oldest and largest privately held real estate companies in the United States, Edward P. Roski, Jr., took over ownership of the Los Angeles Kings with Philip F. Anschutz in October, 1995. Mr. Roski's expertise in real estate development played a key role as he helped lead the L.A. Arena Company's efforts to create STAPLES Center in Los Angeles.

His company, Southern California-based Majestic Reality Co., was built upon the entrepreneurial vision of his father, Edward P. Roski, Sr., who founded the company in 1948. Majestic, whose corporate offices are located in Los Angeles, has long been a top developer in the area, owning approximately 70 million square feet of commercial real estate across the United States.

A graduate of the University of Southern California in 1962 with a Bachelor of Science degree in finance and real estate, Mr. Roski served as an officer in the United States Marines from 1962 to 1966. Born and raised in Southern California, he is also a graduate of Loyola High School.

Mr. Roski's other involvements include serving on the Board of Governors of the Bowers Museum of Cultural Art; Natural History Museum of Los Angeles County; Board of Trustees of the Los Angeles County Museum of Art; Board of Trustees of the California Science Center; Board of Trustees of National Geographic Society; Board of Directors of the Los Angeles Sports & Entertainment Commission; Board of Regents, Loyola High School and Chairman of the Board of Trustees at the University of Southern California.

An avid cyclist and mountain climber, Mr. Roski and his wife, Gayle, live in Los Angeles.



TIMOTHY J. LEIWEKE

Governor

One of today's true leaders in the professional sports and entertainment industry, Timothy J. Leiweke serves as President & CEO of AEG, a collection of companies owned or operated by the organization considered to be one of the world's leading presenters of sports and entertainment programming.

Now in his 16th year with AEG, and recently selected by the L.A. Times as one of the 100 most influential people in southern California and by the Sports Business Journal as Sports Executive of the Year, Leiweke has acquired or merged more than 50 divisions and companies whose alliances create a global live entertainment organization capable of developing, producing, promoting, marketing and managing sports and entertainment programming in both facilities owned and operated by AEG as well as other venues. AEG divisions such as AEG Live, devoted to all aspects of creating, producing and promoting live entertainment, AEG Facilities, developers and operators of more than 100 of the world's preeminent venues such as STAPLES Center, Nokia Theatre L.A. LIVE, the proposed Farmers Field in downtown Los Angeles, The Home Depot Center in Carson, Citizen's Business Bank Arena (Ontario, CA), Sprint Center (Kansas City, MO), The Rose Garden (Portland, OR), Colosseum at Caesars Palace (Las Vegas, NV), The Joint (Las Vegas, NV), Target Center (Minneapolis, MN), Best Buy Theater Times Square, Acer Arena (Sydney, AU), Ahoy Arena (Rotterdam), Ericsson Globe (Stockholm), Wukesong Arena (Beijing), O2 World Hamburg, O2 World (Berlin) and The O2, a 28-acre development located in the eastern part of London which includes a 20,000 seat arena (deemed the world's top music venue by Pollstar magazine) and over 650,000sf of leisure and entertainment use; AEG Global Partnerships; AEG Sports; AEG Merchandising; AEG Marketing, AEG Real Estate and AEG Creative all operate under his direction.

As President of STAPLES Center, twice recipient of Pollstar's "Arena of the Year" award, Leiweke was responsible for the overall development of the downtown showplace for major events and performances. Built under his direction in a record 18 months, STAPLES Center is home to four professional sports franchises – the Kings, Los Angeles Lakers, Los Angeles Clippers and Los Angeles Sparks – the most prestigious concerts and shows including Bruce Springsteen and the E Street Band (who played the arena's first ever public event on October 17, 1999), the Eagles, Bon Jovi, U2, Paul McCartney, The Rolling Stones, Fleetwood Mac, Justin Timberlake, Christina Aguilera, Prince, Usher, Kenny Chesney, Taylor Swift, Lady GaGa, the Black Eyed Peas, The Police and Rod Stewart. Leiweke played a major role in bringing events to Los Angeles and STAPLES Center such as the 2002 NHL All-Star Game, the 2010 NHL Entry Draft, the 2000 Democratic National Convention, the 2009 ISU World Figure Skating Championships, the 2004 NBA All-Star Game, 11 of the last 12 Annual Grammy Awards shows and recurring events such as the Pac 10 Men's Basketball Championships and the X Games.

Leiweke guided the creation of The Home Depot Center, built on the campus of California State University Dominguez Hills. The \$150 million development (the largest-ever private investment in amateur athletics) which has been designated an official U.S. Olympic Training Site, is southern California's home of world-class competition and training facilities. The 85-acre development features a 13,000-seat stadium for tennis, boxing, concerts and other events, a 27,000-seat stadium for soccer and outdoor concerts, a facility for track & field and a 2,450-seat indoor Velodrome for track cycling and the home of the MLS Los Angeles Galaxy and Chivas USA teams as well as the USA's High Performance Training Center, US Soccer Federation's team training and Athletes' Performance training center.

Leiweke now turns his attention to overseeing the overall management of L.A. LIVE, the AEG-developed four million square foot / \$2.5 billion downtown Los Angeles sports, residential and entertainment district adjacent to STAPLES Center and the Los Angeles Convention Center featuring Club Nokia, a 2,300 capacity live music venue, Nokia Theatre L.A. LIVE, a 7,100-seat live theatre, a 54-story, 1001-room convention "headquarters" destination (featuring The Ritz Carlton and JW Marriott hotels and 224 luxury condominiums – The Ritz Carlton Residences at L.A. LIVE – all in a single tower), Regal Cinemas L.A. LIVE Stadium 14 theatre, 15 world-class restaurants, "broadcast" facilities for ESPN along with entertainment, residential, restaurant and office space. The nation's most active "live content and event campus", L.A. LIVE showcases more events, award shows, sporting competitions and concerts than any other destination in the world.

In addition to the Kings and Major League Soccer's Los Angeles Galaxy and Houston Dynamo, AEG Sports shares ownership of additional professional sports franchises such as the Manchester (New Hampshire) Monarchs (AHL), the Reading Royals (ECHL), and two professional ice hockey teams in Europe – EHC Eisbaren Berlin and the Hamburg Freezers of the Deutsche Eishockey League – in addition to directing the operations of events such as the Amgen Tour of California cycling road race and the Bay to Breakers foot race (San Francisco). Leiweke also serves on the Los Angeles Lakers Board of Directors representing private ownership shares of the Los Angeles Lakers organization.

Leiweke initiated the formation and direction of the Kings Care Foundation, which was awarded the 1999 Pro Team Community Award given annually to the franchise that demonstrates the most effective humanitarian community program in all of professional sports, including the NFL, NBA, NHL, MLB and MLS. In the last 12 years, the Kings Care Foundation, STAPLES Center Foundation, The Home Depot Foundation and AEG have provided more than \$65 million in support to local foundations, non-profit organizations, community organizations and charitable initiatives.

Leiweke enjoyed an impressive history of success and experience in sports. Before moving to Los Angeles to join the Kings in 1996, he served as president and CEO for U.S. Skiing, after four seasons as President of the Denver Nuggets (1991-95). While in Denver, he helped negotiate the relocation of the Quebec Nordiques to Colorado while guiding the initial development and design of the Pepsi Center.

The first employee hired by the Minnesota Timberwolves in 1988, Leiweke served as Vice President for the NBA franchise for four seasons and helped the club to an NBA attendance record by averaging 26,160 per game in their first season. He also handled naming rights, marketing and sales for all events at the Target Center.

A native of St. Louis, Leiweke's career in sports administration began in 1979 as the assistant general manager for the Major Indoor Soccer League's St. Louis Steamers. A year later, he became the youngest (24) general manager in pro sports by assuming that post with the MISL's Baltimore Blast. In 1981-82, he became Vice President and General Manager of the Kansas City Comets, and later became its President in 1986.

Along with his wife, Bernadette, Leiweke has spent an enormous amount of time and effort dedicated to numerous charitable causes within each of the local communities they have resided. As a tribute to his commitment to Los Angeles and local charitable organizations, he has been honored by such organizations as City of Hope with the Spirit of Life Award (which raised nearly \$9 million in Leiweke's name in January, 2010), Asia Society Southern California with their 2009 Global Corporate Leadership Award, Para Los Niños, the Anti-Defamation League as recipient of their 2007 Humanitarian Award, the Neil Bogart Memorial Fund with their 2003 Children's Choice Award, as Father of the Year by the American Diabetes Association, the Greater Los Angeles African American Chamber of Commerce, as a Treasure of Los Angeles by the Central City Association, Special Olympics of Southern California, Los Angeles Conservation Corps, the Sheriff's Youth Foundation with their Champion for Youth Award, Rainbow/PUSH Coalition, the Latin Business Association, the Korean American Federation, the Muscular Dystrophy Association as their Man of the Year, the Los Angeles Area Chamber of Commerce as their Distinguished Man of the Year, by the L.A. Headquarters Association with their Spirit of Los Angeles Award and as the recipient of the Los Angeles Convention and Visitor's Bureau's Los Amigos de Los Angeles Award. Leiweke is currently serving as a member of the Board of Trustees for Para Los Niños, as a member of the Board of Directors of A Better L.A. and as a member of the Board of Directors of the Los Angeles Chamber of Commerce and has recently been appointed to Chair the Rainbow/PUSH Entertainment Project and serves as a member of the Museum of Contemporary Art, Los Angeles' Board of Trustees.

Tim and his wife Bernadette reside in Brentwood and have a daughter Francesca.



DAN BECKERMAN

Chief Operating Officer/Chief Financial Officer

Dan Beckerman serves as Chief Operating Officer/Chief Financial Officer for AEG, one of the world's leading presenters of sports and entertainment programming. In this capacity, his responsibilities include overseeing the day-to-day operations for AEG and fiscal planning for its subsidiaries including the Kings, STAPLES Center, the Toyota Sports Center, two minor league hockey franchises, international holdings including hockey and soccer franchises operated in Europe and AEG LIVE, the firm's "live" entertainment division, The Home Depot Center and the Galaxy and the Houston Dynamo of Major League Soccer (while serving as a member of the league's Board of Governors). He is also responsible for the financial oversight and debt financing for AEG's development projects throughout the world, including LA Live and the O2 in London. Beckerman is instrumental in long-range planning for facilities and major real estate development for projects including Nokia Theatre Los Angeles and LA Live (a \$2.5 billion downtown Los Angeles sports & entertainment district), The O2 arena and sports & entertainment district (London), The O2 World arena (Berlin), Sprint Center (Kansas City) and Farmers Field in Los Angeles.

Since joining the organization in August 1997 as CFO of the Kings, Beckerman has played a key role in the investment of more than \$2 billion to develop facilities such as STAPLES Center, the Toyota Sports Center, The Home Depot Center and the operation of more than one dozen sports franchises worldwide and creation of AEG LIVE, the country's number two ranked live entertainment promotion entity. In each case, he was responsible for financial planning, budgeting, financial reporting and overall analysis for all matters pertaining to each division or company's business plan.

As a key member of the STAPLES Center development "team," Beckerman oversaw the \$315 million asset-backed private placement that led to the creation of STAPLES Center (which still remains the largest-ever funding of its kind for an arena) while additionally being responsible for the negotiation of several key contracts including those with original anchor tenants (Lakers, Clippers, Sparks and Avengers) as well as with hospitality providers Aramark and Levy Sports and Entertainment. The STAPLES Center model continues to be one that nearly every new arena project team consults as the "industry standard."

Prior to joining AEG, Beckerman served as Vice President, Finance for the Clippers for two seasons where he was responsible for all financial matters. Previously, he worked as a senior accountant at Arthur Andersen in Los Angeles where he specialized in corporate taxation.

Dan received his MBA in Finance from the Anderson School at UCLA. In 1992, he graduated with honors from UCLA with a Bachelors Degree in Economics. He and his wife Annette have two daughters, Olivia and Julia.



LUC ROBITAILLE

President, Business Operations/Alternate Governor

Luc Robitaille -- who in 2009 was inducted into the Hockey Hall of Fame -- is the highest scoring left wing in NHL history and the all-time Kings leader in goals scored. He is in his fifth season as Kings President, Business Operations, and in his role Robitaille oversees all day-to-day business operations of the Kings, including Ticket Sales and Service, Sponsorship Sales and Service, Marketing, Fan Development and Community Relations, Group Sales, Finance, Broadcasting, Communications and Content, Game Presentation and Human Resources.

Since assuming the position on May 25, 2007, Robitaille has had a tremendous impact on the Kings business operations department specifically and the Kings organization on the whole as his experience as a former player brings a unique perspective to the business side of the club. The Kings have increased their number of sellouts at STAPLES Center each season since Robitaille took over, including 38 total sellouts this past season as the Kings made the playoffs for the second straight year, and under Robitaille's leadership the Kings' sponsorship and sales division set a franchise mark in annual revenues last year while the Kings also set a franchise mark for revenue.

Robitaille has also been a driving force behind LA Kings Hockey Fest, a hugely successful event that is now a summer staple for the Kings, and for the 2010 NHL Entry Draft at STAPLES Center as the first day of the event drew more than 11,000 fans. He has also helped implement a new Kings Royal Service Program and he has been at the front of a revamped Kings Community Relations department including the club's strategic Kings Care community partnerships, which is highlighted by the Kings' \$500,000 commitment to the Children's Hospital Los Angeles blood program. In addition, Robitaille has directed the re-organization of the LA Kings Alumni Association.

During the 2006-07 season, following his retirement as a player, Robitaille worked as the Kings' Assistant to the Governor and Alternate Governor (he remains Alternate Governor). In that Kings/AEG role, Robitaille's responsibilities primarily focused on the Kings business development and player/community relations, and the continued development of both the Citizens Business Bank Arena in Ontario and the Sprint Center in Kansas City.

Robitaille, who had his popular No. 20 jersey retired by the Kings on January 20, 2007, is one of the greatest players in NHL history. He played 19 seasons in the NHL -- including 14 with the Kings -- and in 1,431 career regular season games with the Kings, Detroit Red Wings (where he won a Stanley Cup in 2002), New York Rangers and Pittsburgh Penguins, had 1,394 points (668-726=1,394). In 159 playoff games, he had 127 points (58-69=127).

Robitaille as a player was honored with several awards and he set numerous records throughout his long and distinguished career. In addition to being the highest scoring left wing in NHL history, a mark he set in a Kings uniform with an assist on March 22, 2004, with his 1,370th point to pass Hall of Famer John Bucyk, Robitaille holds the NHL record for left wingers for goals (668). He is also 10th in overall NHL goal scoring with 668 goals (he was second among active players at the time of his retirement to former Red Wings teammate Steve Yzerman), 20th in overall NHL scoring with 1,394 points and he is the only left wing in NHL history to record eight consecutive 40-goal seasons (all with the Kings).

With the Kings, Robitaille ranks second all-time in games played (1,077), second in points (1,154) and fourth in assists (597). On January 19, 2006, Robitaille set the Kings all-time record for goals when his 551st goal as a King surpassed former teammate, long-time friend and Hall of Famer Marcel Dionne. In 1,077 total regular season games as a King, Robitaille had 557 goals and 1,154 points.

Robitaille, 45 (2/17/66), joined the Kings in 1984 when the club selected him in the ninth-round (171st overall) in the 1984 NHL Entry Draft. As a rookie, the Montreal-born Robitaille became the first King to win the Calder Cup Trophy as the NHL's Rookie of the Year and he was named to the NHL's All-Rookie Team. Joined later by the legendary Wayne Gretzky, the pair helped lead the Kings to the club's first trip to the Stanley Cup Finals in 1993. That season Robitaille, who served as captain, set NHL records for the most goals (63) by a left wing (a mark later eclipsed by Alexander Ovechkin) and for most points (125) by a left wing, a mark that still stands.



Robitaille would go on to reach other milestones in a Kings uniform, including his 500th career goal on January 7, 1999, and he played in his 1,000th game as a King on March 13, 2004. When Robitaille had his jersey retired by the Kings, he became just the fifth player to be so honored (joining Gretzky, Dave Taylor, Dionne and Rogie Vachon) by the club.

On June 23, 2009, Robitaille was selected for the Hockey Hall of Fame. He was inducted into the Hall with former teammates Steve Yzerman, Brett Hull and Brian Leetch in Toronto along with Lou Lamoriello. Robitaille is the third Hall of Fame player (Larry Murphy and Billy Smith are the others) to be drafted by the Kings.

An eight-time All Star, Robitaille has also immersed himself into the Southern California community. Always one of hockey's most active and accessible Kings, Luc and his wife Stacia are the co-founders of a non-profit organization, Echoes of Hope. Founded in 2007, Echoes of Hope strives to awaken the spirit of hope in the lives of at-risk and emancipated foster youth by providing the resources, knowledge, skills, love and support they need to reach their full potential (www.echoesofhope.org).

Luc and Stacia, have two sons, Steven and Jesse. They reside in Santa Monica.



CHRIS MCGOWAN

Chief Operating Officer

Chris McGowan, in his 16th year with the Kings and AEG, has held numerous positions of increasing responsibility dating back to 1996 when he began his career as an Account Executive in the Kings' ticket sales department. One of the many highlights of his work with AEG was his role in opening STAPLES Center in October 1999. Through the years, he has progressed from a number of staff positions to his current executive position with the Kings.

McGowan has developed an extensive sports and entertainment sales and marketing background by working on a variety of large-scale sports and entertainment events. He managed the Premium Seating (Luxury Suite and Club Seat) sales efforts for all of AEG's venues in Southern California including STAPLES Center, Home Depot Center and NOKIA Theater. Under McGowan's leadership each of these venues set industry records for premium seating revenue. As SVP, Sales and Marketing for AEG from 2003-2007, McGowan was responsible for sales and marketing efforts for AEG's Southern Californian properties which included the Kings, Los Angeles Riptide (Major League Lacrosse), AVP Southern California, WTA Tour Championships (Tennis), East West Bank Classic (Tennis), UCI Track Cycling at the ADT Event Center, Amgen Tour of California (Cycling), world championship Boxing matches at STAPLES Center and Home Depot Center, US Track & Field Championships, Adidas Track Classic and various international soccer matches. Additionally, McGowan worked on several special events including the Grammy's, Latin Grammy's, Rose Bowl, concerts, awards shows, family shows and the King Tut exhibit tour.

McGowan, now in the fifth season as Chief Operating Officer after previously holding the title of Senior Vice President, Business Operations/Chief Marketing Officer, manages the various business departments of the Kings organization and is responsible for club revenues. His responsibilities include developing strategies to grow the Kings' fan base and enhance the fan experience. Other areas of responsibility include ticket sales and service, ticket operations, marketing and advertising, branding initiatives, digital, game presentation, communications, broadcasting, fan development, community relations and human resources. McGowan is also actively involved in sponsorship sales and service efforts for the team. Additionally, he oversees all out-of-market preseason games including international games in Salzburg, Austria and London, England, and nationally in Kansas City, Salt Lake City, Ontario and the popular Frozen Fury game that was played for the 14th season in Las Vegas, plus games this year in Hamburg, Germany; Stockholm, Sweden; and Berlin, Germany. McGowan also is a contact and liaison with the NHL for business related matters. His efforts played an important role in the Kings being awarded the 2010 NHL Entry Draft that was hosted at STAPLES Center. McGowan also assists in the management and operations of the Toyota Sports Center.

McGowan is active in the Southern California community where he currently serves on the Board of Directors for the Kings Care Foundation and the Kings Alumni Association. He is an Advisory Board Member of the Baylor University Sports, Sponsorship, and Sales Program and serves on the Advisory Board of Team Primetime, a local non-profit program providing intervention programs that combine academics, athletics, leadership training and arts for at-risk children in the Los Angeles area.

A native of Carlisle, Pennsylvania, and a 1996 graduate of the University of Delaware, Chris, his wife Susan and their sons Ryan (8) and Kyle (7) reside in Palos Verdes.



KINGS BUSINESS OPERATIONS - VICE PRESIDENTS



MICHAEL ALTIERI
Vice President,
Communications and
Content



KELLY CHEESEMAN
Vice President,
Ticket Sales and
Service



TRACY HARTMAN
Senior Vice President,
Partnership Activation



JONATHAN LOWE
Vice President,
Marketing



PETER MAZUR
Vice President,
Finance



BILL PEDIGO
Senior Vice President,
Corporate Partnerships



MATT ROSENFELD
Vice President,
Group Sales



KELLY STALEY
Vice President,
Partnership Activation

KINGS BUSINESS OPERATIONS - DIRECTORS



JOSH BENDER
Director, Ticket Sales
and Service



JAMES CEFALY
Director, Fan
Development/
Community Relations



ELIZABETH HAUCK
Director,
Ticket Operations



DEWAYNE HANKINS
Director, Digital
Media



NAM MCGRAIL
Director, Partnership
Activation



JEFF MOELLER
Senior Director,
Communications



JOSH VELLEUX
Senior Director,
Corporate
Partnerships



DANNY ZOLLARS
Senior Director,
Game Presentation
and Events

KINGS BUSINESS OPERATIONS - STAFF



MONICA AGUILA
Account Executive,
Ticket Sales



BILL ALLISON
Account Executive,
Group Sales



HEIDI ANDROL
Host



BAILEY
Team Mascot



HEATHER BARDOCZ
Manager,
Marketing and
Events



BRANDON BITTEL
Account Executive,
Ticket Sales



CHARLES BORJON
Staff Accountant



BROOKLYN BOYARS
Senior Manager,
Game Presentation
and Events



AARON BRENNER
Manager,
Production/
Feature Producer



ALICIA BRIONES
Executive Assistant
to Chief Operating
Officer



ADAM CHEEVER
Manager of Ticket
Sales and Service



DAVID COURTNEY
Public Address
Announcer



CHRIS CROTTY
Manager,
Fan Development



MASON DONLEY
Senior Manager,
Group Sales



EVAN FLAGG
Account Executive,
Ticket Sales



CARLA GARCIA
Executive
Administrative Assistant
to the Governor



RICH HAMMOND
Beat Reporter –
LAKings.com



HILLARY HODDING
Account Executive,
Fan Development



VINCENT IRCANDINA
Business
Operations &
Analytics



MIKE KALINOWSKI
Senior Manager,
Communications

KINGS BUSINESS OPERATIONS - STAFF



AARON KULIK
Manager, Business
Development,
Group Sales



AARON LEVALLEY
Sales & Marketing
Database Manager
& Analyst



SAMANTHA LEWIS
Manager, Ticket
Operations



JULIAN LILE
Account Executive,
Group Sales



YVONNE LUONG
Finance Manager



SCOTT MAHKORN
Season Ticket
Service Executive



**CALLAN
MCCOLLISTER**
Account Executive,
Ticket Sales



RYAN MILLER
Senior Sales
Executive & Inside
Sales Supervisor



KABIR MOHINDRA
Season Ticket
Service Executive



CASSY NIEHAUS
Human Resources
Generalist



LAUREN NOWINSKI
Coordinator, Kings
Care Foundation



KEVIN POLIZZOTTO
Coordinator,
Marketing and
Promotions



JENNIFER POPE
Manager, Community
Relations and Kings
Care Foundation



KATIE RANNE
Manager,
Partnership
Administration



GEOFFREY READER
Account Executive,
Fan Development



DIETER RUEHLE
Music Director



DAVID SCHALL
Account Executive,
Ticket Sales



SCOTT SERVETNICK
Season Ticket
Service Executive



NICK SHORR
Account Executive,
Group Sales



KEHLY SLOANE
Executive Assistant
to President,
Business Operations

KINGS BUSINESS OPERATIONS - STAFF



TIM SMITH
Supervisor,
Game Presentation
and Events



JEFF SOKLIN
Account Executive,
Group Sales



KYLE STEEVES
Senior Sales
Executive



LAUREN WIEDMEIER
Coordinator,
Community
Relations



JEREMY ZAGER
Manager,
Communications
and Broadcasting



KAREN ZAMORA
Executive Assistant to
Chief Operating Officer/
Chief Financial Officer



DEAN LOMBARDI President/General Manager/Alternate Governor

The Kings entered into a new executive era when the club hired Dean Lombardi as Kings President/General Manager on April 21, 2006. Now a veteran of 24 NHL seasons in the front office as an executive and a pro scout, Lombardi has a well-earned reputation for being one of hockey's true visionaries while possessing a solid track record of success, building from within, and of development on the ice and infrastructure off the ice.

Lombardi -- formerly a member of the San Jose Sharks front office for 13 years, including seven seasons as General Manager and, prior to joining the Kings, a Pro Scout for the Philadelphia Flyers -- became the eighth General Manager in Kings history. He is responsible for all hockey operations decisions, including all NHL player-personnel moves, directing the professional and amateur scouting staffs, negotiating all contract matters and overseeing the Manchester Monarchs.

Lombardi is now in his sixth season with the Kings, and due to the hard and patient work of Lombardi and his staff, the Kings believe they have established themselves and put themselves in a position where they are among the NHL's elite teams. These expectations are the direct result of Lombardi's first actions on the job with the Kings, as he immediately went to work on building his club's reserve list, a methodical process that initially focused heavily on the need to improve the backend.

As part of that process, which was critical to building and to Lombardi's overall vision, he revamped and improved the structure of the club's scouting staff on the whole and the amateur scouting division in particular. Then Lombardi took the step of creating and overseeing a player development department to help the franchise take major steps forward off the ice, all in an effort to create and instill a culture of winning.

At the draft table, the Kings used 38 overall selections from 2006-09 and 49 total since Lombardi was appointed to his position, including seven in the first round, seven in second round and 10 in the third round. Leading up to the 2011 NHL Entry Draft, the Kings had chosen at least one player in each of these rounds for the previous five years.

Lombardi has clearly valued the draft more than any other GM in Kings history and the talent the Kings have drafted is the envy of hockey clubs around the league. Kings players selected by Lombardi and staff include: Drew Doughty, Jonathan Bernier, Wayne Simmonds, Alec Martinez, Dwight King, Andrei Loktionov, Trevor Lewis, Brayden Schenn and Kyle Clifford. During the early days of Lombardi's tenure, he resisted altering his plan as he also complimented the Kings' roster with another good young player in Jack Johnson.

While the Kings were garnering top talent at the annual NHL Entry Draft and beyond, they were honored. The Kings were graded as the club with the most successful drafts in the "Future Watch" category in the March 31, 2010 edition of The Hockey News. This marked the second straight season the Kings -- the NHL club with the earliest average draft position of all 30 teams between 2006-09 (11th, 4th, 2nd and 5th) -- were selected by The Hockey News as the top-ranked NHL club in that category. The Hockey's Future website tabbed the Kings as the top organization in the NHL in terms of prospects in their Spring 2011 rankings.

Meanwhile Lombardi was also identifying a core group of players in Los Angeles to build around. Anze Kopitar and Dustin Brown are elite NHL forwards who continue to improve their all-around games and grow together at this level. They have helped carry the offensive load for the Kings the past few seasons, supporting Jonathan Quick and Bernier in net, while some of the younger prospects have continued to mature and gain valuable experience.

With a young, solid core in place -- a core that also features great character -- Lombardi has been able to complement that group with key veterans who sport a winning track record. Players such as Jarret Stoll, Matt Greene, Rob Scuderi, Justin Williams, Willie Mitchell and Dustin Penner have all been acquired through trade or free agency, and this past summer they made major moves in the acquisition of high-scoring forwards Mike Richards and Simon Gagne.

But despite such talent, Lombardi still firmly believes you draft and develop your homegrown players while complimenting that group in other ways, and despite adding a number of veteran players, the Kings remain a relatively young team, which coincides with Lombardi's philosophy and track record that your team needs to get better while getting younger.

In 2009-10, the hard work and effort started to pay off. The Kings earned 101 points, which was 22 more points than the year before and the fourth straight year they had improved their point total. Lombardi's hiring of veteran Head Coach Terry Murray in 2008 also helped the Kings develop a defensive-first mentality as the club's average shots-against-average improved by decreasing for three straight years.

Last year the Kings again qualified for the playoffs and over the last two seasons the Kings have totaled 199 points, the most ever by the franchise in two consecutive seasons.

The Kings roster, as constructed by Lombardi, also features several core players who want to play in Los Angeles, as noted in their most recent contract signings: Brown (six years), Greene (five), Kopitar (seven), Stoll (four), Johnson (seven), Williams (four) and Scuderi (four). Mitchell and Gagne also signed multi-year contracts to play here and Richards has nine years left on his contract.

Lombardi bio continues on page 16

Lombardi has accomplished all this with the backing and support of ownership to follow the development course while positioning the club well under the salary cap now and in the immediate future to help keep the organization's homegrown talent long-term.

Lombardi is aided by a talented staff, which is led by Ron Hextall, Jack Ferreira and Jeff Solomon on the hockey operations side, and Mark Yannetti, Michael Futa, Brent McEwen and Rob Laird in scouting. The Kings scouting staff continues to grow as a unit while building cohesiveness and continuity. Once the annual draft is completed, the work by the club's development staff – led by Nelson Emerson, Mike O'Connell, Kim Dillabaugh, Mike Donnelly and Daryl Evans – begins, as the Kings look to help young prospects develop and find their identity as they take part in summer development camps and the team's rookie camp/tournament. The development team also works with prospects year-round at Manchester and with drafted players while the team stresses conditioning and off-ice training more than ever before.

During his tenure as GM in San Jose from 1996-03, Lombardi helped build the Sharks into one of the premier NHL teams as they reached the playoffs five times – highlighted by two trips to the Western Conference Semifinals – and one Pacific Division title in 2002 after his club earned a franchise-record 99 points. The Lombardi-led Sharks in 2002 also tied an NHL-record with six consecutive seasons of improved point totals (Bill Torrey/New York Islanders) while building a roster that became progressively younger in age each season.

He also made many key personnel and player moves, stocking the Sharks organization with a good mix of veteran stars and up-and-coming youngsters, that helped make the Sharks legitimate Stanley Cup contenders, and the year after Lombardi left the franchise -- when the Sharks advanced to the Western Conference Finals -- 18 of the players on that playoff club were originally acquired by Lombardi.

One of the forerunners in engineering three-way trades, Lombardi's history in San Jose as it relates to trades/free agency is impressive too, and he hired Darryl Sutter to be the club's head coach in 1997 and Ron Wilson in 2002. From the NHL Entry Draft, Lombardi was one of the first GMs in the NHL to consistently and aggressively maneuver up and down the draft boards, making multiple trades to enhance and improve his club's draft position. Lombardi also, upon leaving the Sharks, left the hockey operations division in fine shape for the immediate and long-term future as the team in 2003 had a plethora of top round draft choices in that summer's draft (all originally acquired by Lombardi) which significantly helped set the team up to enjoy their future success.

An executive in the San Jose front office beginning in 1990, Lombardi first served as Assistant General Manager, a post he held the previous two seasons with the Minnesota North Stars, for the expansion Sharks before being elevated to Vice President, Director of Hockey Operations in 1992. Four years later, he was named Executive Vice President and General Manager and given the responsibility of turning around the young franchise.

In his first season at the helm, the 1996-97 campaign, the Sharks finished with the fourth most improved victory total in the NHL to begin Lombardi's impressive streak of year-by-year improvement, which included the five straight post-season appearances from 1998-02 when the Sharks were just one of seven NHL clubs to qualify for the playoffs during that five-year stretch.

Prior to taking over as the club's GM, Lombardi helped the Sharks construct a team that posted the greatest single-season turnaround in NHL history when the 1993-94 Sharks earned 82 points and the franchise's first berth in the playoffs after the team improved by 58 points from the prior season. Another one of Lombardi's many highlights was the Sharks' 2000 first-round playoff upset of St. Louis when San Jose, as the eighth seed, won a seven-game series over the Presidents' Trophy-winning Blues.

Off the ice, Lombardi was also successful in San Jose for creating and implementing an off-ice model development program that was designed to improve overall player performance particularly in the area of fundamentals. The principals and philosophies of the model were based loosely off an advanced program used by Major League Baseball.

Born in Holyoke, Massachusetts, and raised in nearby Ludlow, Lombardi received his undergraduate degree from the University of New Haven where he finished third in his class. He was the hockey team's captain his final two seasons and he received a full athletic scholarship and the school's Student-Athlete of the Year Award. In 1985, Lombardi earned his Law Degree (with honors) from Tulane Law School where he specialized in Labor Law.

Prior to joining Minnesota, Lombardi spent three seasons as a player representative, including the representation of five members of the 1988 United States Olympic Team, and at the time he joined Minnesota's front office Lombardi was only the second former player agent to be employed in an NHL front office (Brian Burke/Vancouver Canucks was the other). He has also recently played an integral role for USA Hockey as a member of the Men's National Team Advisory Group to help select the staff and players for various international tournaments.

Dean and his wife Wandamae reside in Manhattan Beach.



RON HEXTALL

Vice President/Assistant General Manager

Ron Hextall is in his sixth season with the Kings as Vice President/Assistant General Manager. He also serves as General Manager of the Manchester Monarchs of the American Hockey League, the Kings' primary affiliate.

Hextall, 47 (5/3/64), assists President/General Manager Dean Lombardi in all facets of the Kings Hockey Operations department, including contract negotiations and player personnel, and overseeing the organization's top prospects. With Manchester, he oversees that organization's hockey operations department, and in 2009-10 and in 2006-07 Manchester advanced to the Eastern Conference Finals. The Monarchs also made the playoffs in 2007-08 and last season.

A native of Brandon, Manitoba, Hextall, prior to joining the Kings, spent the previous four years as Director of Pro Hockey Personnel for the Philadelphia Flyers, a club for which he played 11 standout seasons. He joined the Flyers front office in 1999 as a Pro Scout and he was elevated to his most recent position in 2002. In his front office positions with the Flyers, Hextall was instrumental in the club's great success, which included three Atlantic Division titles and two trips to the Eastern Conference Finals (losing to eventual Stanley Cup Champions both times) while the club averaged nearly 102 points per season.

Prior to his role in the front office, Hextall enjoyed a stellar 13-year NHL career as a goaltender for the Flyers, New York Islanders and Quebec Nordiques that was highlighted by his rookie 1986-87 season with the Flyers. During that season, he was awarded the Vezina Trophy as the NHL's top goaltender and the Conn Smythe Trophy as Most Valuable Player in the 1987 Stanley Cup Finals, despite losing to the Edmonton Oilers in seven games. At the conclusion of Game 7, Hextall became just the fourth player in the then 23-year history of the trophy to win the award while being a member of the losing team in the Finals. He was also named to both the NHL All-Rookie and NHL First All-Star Teams that season.

Originally selected by the Flyers in the sixth-round (119th overall) of the 1982 NHL Entry Draft, Ron is the fourth Hextall to play in the NHL following his father, Bryan Jr., his grandfather, Hall of Famer Bryan, Sr., and his uncle Dennis, who played for the Kings during the 1969-70 season. He played in 608 regular season games and recorded a 296-214-69 record including 23 shutouts, a 2.97 goals-against-average and a .895 save-percentage, and in 93 playoff games he was 47-43 with two shutouts. He holds numerous Flyers franchise goaltending records, including an NHL-record 113 penalty minutes in 1988-89. He also owns the franchise records for most career games played (489), career wins (240), career points (28), career penalty minutes (476) and most career playoff wins (45) by a Flyers goalie.

Hextall, known for being one of the first goalies to regularly leave the goal-mouth and play the puck with his stick and for creative and unique designs on his goalie mask, also participated in the Stanley Cup Finals with the Flyers in 1997 against the Detroit Red Wings. On December 8, 1987, he became the first goaltender in the history of the NHL to score a goal by shooting the puck into the net as the Flyers defeated the Boston Bruins by a score of 5-2 at the Spectrum. On April 11, 1989, during a Flyers 8-5 playoff victory against the Washington Capitals at the Capital Centre, he collected his second career goal and became the first goalie to score a goal in an NHL playoff game.

Ron and his wife Diane live in Manhattan Beach with their two daughters Kristin and Rebecca, and two sons Jeffrey and Brett, who was drafted by the Phoenix Coyotes in the sixth-round of the 2008 NHL Entry Draft.



THE STAFF



JACK FERREIRA

Special Assistant to the General Manager

Jack Ferreira, who is in his 40th season of professional hockey -- including nine years as a NHL General Manager -- is in his sixth season with the Kings, serving as Special Assistant to the General Manager, where he works closely with the entire Kings Hockey Operations department, including President/General Manager Dean Lombardi and Vice President/Assistant General Manager Ron Hextall.

Ferreira, 67 (6/9/44), came to the Kings from the Atlanta Thrashers, where he was responsible for scouting throughout North America and Europe as the Director of Player Personnel for the club. He also assisted General Manager Don Waddell in all player-related decisions.

A native of Providence, R.I., Ferreira was an original member of the Anaheim Ducks management team prior to his stint with the Thrashers. With the then-Mighty Ducks, he served for two seasons as Vice President of Hockey Operations (1998-2000) and five seasons as Vice President and General Manager (1993-1998). During his tenure, the Ducks team that he helped build from the ground-up equaled an NHL record for victories as a first-year club (33) in 1993-94. Ferreira was also primarily responsible for several prominent moves in Anaheim's early history, including the drafting of Paul Kariya in 1993 and the acquisition of Teemu Selanne in 1996.

Before joining the Ducks, Ferreira helped the Montreal Canadiens capture the 1993 Stanley Cup Championship as their Director of Pro Scouting. He also helped launch the San Jose Sharks franchise as Vice President and General Manager of the club from 1990-1992. Ferreira's first opportunity to head up an NHL franchise was when he served as Vice President and General Manager of the Minnesota North Stars from 1988-1990. With both San Jose and Minnesota, Ferreira worked with Lombardi.

Ferreira has also served as Director of Player Development for the New York Rangers (1986-88), as a U.S. and College Scout for the Calgary Flames (1980-86), and he worked for the NHL's Central Scouting Service as a New England Area Scout (1977-80).

His professional career began in 1972 with the New England Whalers of the World Hockey Association, where he held various roles including Head Scout, Assistant Coach and Assistant General Manager through 1977.

A former All-America goaltender at Boston University, where he later earned induction into that school's Athletic Hall of Fame, Ferreira was an Assistant Coach on the collegiate level with Brown University from 1970-1972 and with Princeton University in 1969.

In addition, Ferreira was the Assistant General Manager for Team USA when they captured the Gold Medal at the 1996 World Cup of Hockey and also at the 1998 Olympics in Japan.

Jack and his wife Kathy reside in Riverside. They have two daughters, Jennifer and Julie, and two sons, Eric and Kent.



JEFF SOLOMON

Vice President/Hockey Operations and Legal Affairs

Jeff Solomon is in his sixth season with the Kings as he leads the club's Hockey Operations and Legal Affairs department. Elevated prior to the 2008-09 season to his current title of Vice President/Hockey Operations and Legal Affairs, Solomon is responsible for the negotiation of player contracts, development of strategic salary cap plans and management of all matters related to the NHL Collective Bargaining Agreement.

Prior to joining the Kings, Solomon, 53 (4/4/58), served as an NHLPA Certified Agent for 20 years. During that time, Solomon represented hundreds of NHL hockey players, including former Kings Tony Granato and Nelson Emerson, and Bryan McCabe and Steve Sullivan.

Solomon has extensive experience working with the NHL Entry Level System, restricted and unrestricted free agency and all aspects of the NHL Collective Bargaining Agreement and its arbitration system.

Prior to representing professional hockey players, Solomon practiced law in California where he specialized in tax and estate planning. His post-graduate experience includes work as an international tax specialist and financial consultant.

Solomon earned a Bachelor of Arts in Business Administration from Rutgers University in 1980 and a Juris Doctorate from the University of San Diego School of Law in 1983. He is licensed to practice law in California.

Solomon and his wife Kathy reside in Carlsbad with their daughter Alexandra and son Andrew.



TERRY MURRAY

Head Coach

Terry Murray was named head coach of the Kings on July 17, 2008. He joined the Kings with a wide range of NHL experience as a head coach, assistant coach, scout and player.

Formerly the head coach of the Washington Capitals, Florida Panthers and the Philadelphia Flyers, where he led that club to the 1997 Stanley Cup Finals, Murray is the 22nd head coach in Kings history. He has a 486-371-126 record during his 14 NHL seasons as a head coach. Before joining the Kings, Murray was an assistant coach with the Flyers for four seasons.

Since joining the Kings, Murray reached the 100-win mark faster than any other coach in Kings history and he ranks first all-time among Kings head coaches in winning pct. (.565). He has also helped lead the Kings to the playoffs the past

two years and the Kings have recorded 199 total points the last two seasons -- the most ever in two consecutive seasons by the franchise. The Kings under Murray have also enjoyed 46 wins in back-to-back seasons, which ties the franchise record of most wins in a season.

Murray among NHL head coaches all-time ranks 21st in games coached (seventh among active coaches) as he begins this year with 983 regular season games under his belt. He also begins this campaign 18th all-time in wins (fifth among active coaches). Overall, his teams have reached the 40-win mark seven times and he has helped lead his club to the playoffs in 10 of his 14 seasons.

As the head coach of the Flyers for three seasons (1994-95 through 1996-97), Murray compiled a 118-64-30 record. In addition to the 1997 Stanley Cup Finals/Eastern Conference Championship, Murray coached the team to two Atlantic Division Championships (1995 and 1996).

He began his NHL head coaching career with Washington for five seasons (1989-90 through 1993-94) and compiled a 163-134-28 record with the Capitals. In his first season he helped lead the Capitals to the Eastern Conference Finals. Murray also coached Florida for three seasons (1998-99 through 2000-01) and compiled a 79-79-42 record, which included a franchise-record 98-point season and a team-record 43 wins in 1999-00.

A native of Shawville, Quebec, Terry and his wife Linda have two daughters, Meaghan and Lindsey.



JOHN STEVENS

Assistant Coach

John Stevens is in his second season with the Kings as an assistant coach. This past season, Stevens helped direct the Kings to the NHL's fourth best penalty killing mark (85.5% compared to 80.3% the season before) and third in the shots-against category (27.9 shots per game).

Prior to joining the Kings, Stevens served as the head coach of the Philadelphia Flyers (2006-09) and had a 120-109-34 record while leading the Flyers to the Eastern Conference Finals in 2008.

The native of Campbellton, New Brunswick, took over as the Flyers head coach on October 22, 2006, after beginning the 2006-07 campaign as the club's assistant coach. The Flyers were 21-42-11 under Stevens in 2006-07, before having a


great turn-around in 2007-08 (the Flyers had an NHL-best 39-point improvement from the year before). Following that season The Hockey News honored Stevens with their Coach of the Year Award.

In 2007-08 the Flyers went 42-29-11 in the regular season and qualified for the playoffs before eliminating Washington in the first round and top-seeded Montreal in the second round. Stevens guided Philadelphia to a 99-point season in 2008-09 (44-27-11) and the team's second consecutive playoff appearance. He was 13-11-1 to start the 2009-10 campaign before he was relieved of his duties on December 4, 2009. That Flyers club eventually reached the 2010 Stanley Cup Finals.

Before his NHL coaching tenure, Stevens was the head coach of the Philadelphia Phantoms (the Flyers' AHL affiliate) for six years (2000-01 through 2005-06). His Phantoms were 230-181-69, made the playoffs four times and won the Calder Cup Championship in 2005. He also served as an assistant coach with the club in 1998-99 and 1999-00.

Stevens was drafted by the Flyers (third round, 47th overall) in the 1984 NHL Entry Draft and played parts of five seasons with the Flyers and Hartford, totaling 10 points (0-10=10) and 48 penalty minutes in 53 NHL regular season games. In 834 career AHL games Stevens, a defenseman, had 186 points (21-167=188), 1,397 penalty minutes and won three Calder Cups: 1988 with Hershey, 1991 with Springfield (served as team captain) and 1998 with the Phantoms (team captain).

John, 45 (5/4/66), and his wife, Stacy, have two sons, John and Nolan.





JAMIE KOMPON

Assistant Coach

Jamie Kompon is in his sixth season as an Assistant Coach with the Kings and was named to the club's coaching staff on July 10, 2006. Kompon has also held the title Assistant Coach and Director of Amateur Development.

Prior to coming to Los Angeles, Kompon worked for nine seasons with the St. Louis Blues organization where he most recently served as the Assistant Coach/Video Coach. He began his stint with the Blues as the Video Coach in 1997. He added Strength and Conditioning Coach to his title during the 2002-03 season, and in the spring of 2006 he was on the coaching staff of Team Canada at the World Championships in Latvia where he served as Video Coach.

Prior to joining the Blues, Kompon was an Assistant Coach with the Baltimore Bandits of the American Hockey League for the 1996-97 season and he also served as Co-Head Coach at McGill University in Montreal in 1994-95 after being employed there as an Assistant Coach for three seasons.

Born in Thunder Bay, Ontario, Kompon, 45 (9/18/66), also played four seasons as a defenseman at McGill (1985-89) and then he played two seasons of professional hockey, including stints in the East Coast Hockey League and in the German Elite League.

Jamie and his wife Tina live in Holly Glen.



BILL RANFORD

Goaltending Coach

Bill Ranford is in his sixth season as the Goaltending Coach with the Kings. He was named to his position on July 10, 2006, and under his watch the Kings team goals-against average has dropped steadily during each of his five previous seasons with the club. This past season, he helped guide the Kings and their goalies to a 2.39 goals-against average (tied for sixth best in the NHL and the best Kings mark since the 2001-02 season) and a .914 save percentage (tied for 10th the NHL). Also, last year Kings goalies posted nine shutouts, the club's best total since 2000-01.

Ranford, 44 (12/14/66), had worked as the Goaltending Consultant with the Vancouver Giants of the Western Hockey League for two seasons before joining the Kings. In addition, Ranford -- a two-time Stanley

Cup Champion goalie with the Edmonton Oilers in 1988 and 1990 and the Conn Smythe Trophy winner as the playoff MVP in 1990 -- has also worked as a Goaltending Consultant with the Burnaby Express of the British Columbia Hockey League (Tier II Junior), of which he is a part-owner.

Ranford, who shares the NHL's single season playoff record for most wins by a goaltender with 16 victories in 1990, completed a stellar 15-year NHL playing career following the 1999-00 season. Originally selected by the Boston Bruins in the third-round (52nd overall) of the 1985 NHL Entry Draft, Ranford had a regular season record of 240-279-76, 15 shutouts, a 3.41 goals-against-average and a .888 save-percentage in 647 regular season NHL contests with the Oilers, Bruins, Detroit Red Wings, Tampa Bay Lightning and Washington Capitals. He also played in a total of a 51 NHL playoff games, and he played for the Oilers' alumni team at the outdoor Heritage Classic in 2003 in Alberta.

Ranford, an All-Star in 1991-92, made his acting debut in the movie Miracle, where he performed scenes as a "stunt double" of Jim Craig, Team USA's goalie during the 1980 Winter Olympics. He is a native of Brandon, Manitoba.

Bill and his wife Kelly have two children: daughters Cassidy and Tristan. They live in New Westminster, British Columbia.



NELSON EMERSON

Player Development

Nelson Emerson is in his fourth season in the Player Development department with the Kings after spending the previous two seasons as an Assistant Coach. He was originally named to the club's coaching staff on July 10, 2006.

Prior to embarking on his coaching career, Emerson, a right wing born in Hamilton, Ontario, played with the Kings from 2000-02 and recorded 31 points (17-14=31) and 79 penalty minutes in 124 regular season NHL games. He also played in 19 playoff games with the Kings and had five points (2-3=5) and six penalty minutes.

Originally selected by the St. Louis Blues in the third-round (44th overall) of the 1985 NHL Entry Draft, Emerson recorded 488 points (195-293=488) and 575 penalty minutes in 771 career regular season NHL games. In 40 career NHL playoff games, he had 22 points (7-15=22) and 33 penalty minutes.

Prior to turning pro, Emerson, 44 (8/17/67), enjoyed four standout years at Bowling Green State University of the Central Collegiate Hockey Association (CCHA), where he was a two-time All-American, a three-time CCHA All-Star and he was the school's all-time leading scorer with 294 points while becoming the first player to be a finalist for the Hobey Baker Award three different seasons. At Bowling Green, Emerson was a teammate of former Kings defenseman Rob Blake and he also is the CCHA all-time leading scorer and the NCAA's seventh all-time leading scorer.

Emerson also worked as a Coaches Aide with the Kings during the 2003-04 season.

Nelson and his wife June have four children: daughters Mackenzie and Madelyn, and sons Quinn and Blake. They reside in Manhattan Beach.



MIKE O'CONNELL

Pro Development and Special Assignments

Mike O'Connell, who spent six seasons as Vice President and General Manager of the Boston Bruins, is in his sixth season with the Kings. His current title is Pro Development and Special Assignments after serving as Director of Pro Development his first two years with the club.

Having joined the Kings with more than 20 years of NHL experience as a player, Assistant Coach, Head Coach (he served as the Interim Head Coach of the Bruins for nine games in the 2002-03 season) and front office executive, O'Connell in Boston was instrumental in assembling a club that won two Northeast Division titles before he left the organization in March of 2006.

Before establishing himself in the front office, O'Connell enjoyed a standout 13-year NHL career as a defenseman with the Bruins, Detroit Red Wings and his hometown Chicago Blackhawks. He recorded three 50-plus point seasons (from 1982-85) when he played for Boston and he was an NHL All-Star in 1984. He still holds the Bruins record for longest goal streak by a defenseman with seven games -- it was also an NHL record for 25 years before Washington's Mike Green set a new mark in February of 2009 -- and he re-joined the Bruins organization as an Assistant Coach in 1991 before the club advanced to the Eastern Conference Finals that season.

A native of Chicago, O'Connell, 55 (11/25/55), who also served as the Head Coach of Boston's AHL affiliate in Providence for two seasons from 1992-94, re-joined the parent club in 1994 as Assistant General Manager, a post he held for six seasons.

He and his wife Rosemary reside in Cohasset, Massachusetts. They have a daughter, Kristen, and two sons, Matthew and Gregory.



KIM DILLABAUGH

Goaltender Development

Kim Dillabaugh is in his sixth season with the Kings and oversees Goaltender Development.

A former goalie, Dillabaugh played three seasons in the Western Hockey League (WHL) with the Kelowna Rockets and the Calgary Hitmen from 1994-97. He also worked 10 years with GDI (The Goaltender Development Institute), assisting GDI President and former Vancouver Canucks Goalie Coach Ian Clark.

In 2004, he joined Kelowna in the dual role of Goaltending/Assistant Coach, winning a Memorial Cup with the team that season. Since 2004, he has remained a member of the Rockets organization, helping them capture two WHL League Championships resulting in Memorial Cup appearances both years (2005 and 2009).

Additionally, Dillabaugh was the Goalie Coach for Hockey Canada's National Men's Under 18 Team (2004 and 2006 Junior World Cup) and was a part of Hockey Canada's Program of Excellence (POE) Goaltending Camp for four years.

Kim, 34 (7/28/77), resides in Kelowna, British Columbia, with his wife Bonnie.



ROB LAIRD

Senior Pro Scout

Rob Laird is in his 18th year with the Kings -- and his 15th season in the club's Pro Scouting department -- as he currently serves as Senior Pro Scout.

Originally joining the Kings as a coach in the club's minor league system, Laird spent two seasons as the Head Coach of the Phoenix Roadrunners, the former IHL affiliate of the Kings. With the Roadrunners, Laird helped his team advance to the playoffs both seasons while his club posted winning records both years. Prior to that coaching assignment, Laird served as a Head Coach in the American Hockey League for Moncton and Baltimore.

In 1989-90, Laird was behind the bench for the Washington Capitals as an Assistant Coach. Previously, he was the Head Coach at Fort Wayne (IHL) for four seasons, where he won at least 46 games each year -- including the 1985-86 season in which the Komets won 52 regular season games to earn the Presidents' Trophy.

During his playing career, Laird, 56 (12/29/54), played in one NHL game for the Minnesota North Stars during the 1979-80 season. He also played professionally for Fort Wayne, Nashville (CHL) and Oklahoma City (CHL). The Regina, Saskatchewan-born Laird also played for the Memorial Cup Regina Pats (WCHL) before being drafted by the Pittsburgh Penguins in the seventh-round (116th overall) of the 1974 NHL Amateur Draft and by the Minnesota Fighting Saints in the second-round (29th overall) of the 1974 WHA Amateur Draft.


Rob and his wife Madeleine reside in Fort Wayne, Indiana. They have a daughter, Vanessa, and a son, Grant.



STEVE GREELEY
Pro Scout



ALYN McCAULEY
Pro Scout



MARK YANNETTI

Director of Amateur Scouting

Mark Yannetti is in his sixth season with the Kings and fifth as Director of Amateur Scouting. During the 2006-07 season, he served as a Pro Scout for the Kings before being named to his current position on June 5, 2007.

Prior to coming to Los Angeles, the native of Boxford, Massachusetts, served as an Amateur Scout with the Toronto Maple Leafs. In that role, he monitored prospects in the Quebec Major Junior Hockey League as well as Hockey East, the Eastern Collegiate Athletic Conference, the Central Collegiate Hockey Association, the United States Hockey League and the U.S. National Development Team. He also monitored U.S. High Schools and Tier 2 Hockey and, to a lesser degree, the Ontario Hockey League and the Western Collegiate Hockey Association.

Yannetti worked as an Amateur Scout with the Maple Leafs starting in 2004. Before that he worked as a Pro Scout for the franchise from 2000-04, focusing his attention on both the NHL and the American Hockey League. In that role, Yannetti was primarily responsible for the Eastern Conference in both leagues while also having responsibilities in the Western Conference and the ECHL.

Yannetti worked as an Advance Scout for the Stanley Cup Playoffs from 1999-04, where he was solely responsible for the pre-scouting of potential Toronto playoff opponents. His scouting included systems breakdown and analysis and assessment of player tendencies. In addition, he also assisted the Toronto coaching staff in the development of strategies to exploit opposing player and team weaknesses.

Yannetti became a Scout after six seasons of professional hockey, and he turned pro after earning Second Team All-America honors from the American Hockey Coaches Association following a standout senior season at Williams College in 1993-94. Yannetti, a defenseman, played three seasons with the Ephs after beginning his collegiate career at Brown University in 1990-91.

Mark, 40 (6/7/71), lives in Boston.



MICHAEL FUTA

Director of Amateur Scouting

Michael Futa is in his fifth full season with the Kings as Director of Amateur Scouting. He was named to his current position on June 5, 2007.

Futa came to the Kings after five successful seasons as General Manager of the Owen Sound Attack of the Ontario Hockey League (OHL), where he was named OHL Executive of the Year in 2005. The Attack advanced to the post-season in all five seasons with Futa at the helm, and high profile players like Trevor Lewis (17th overall, 2006 NHL Entry Draft) and Wayne Simmonds (second round, 61st overall, 2007 NHL Entry Draft) played for Owen Sound during Futa's tenure there. Futa has also served as Director of Team Ontario's Under-17 program for three seasons, and his Under-17 team won the gold medal at the Canada Games in 2007.

Prior to his time with the Attack, Futa served as both an Assistant Coach and Assistant General Manager with the Oshawa Generals (OHL) for two seasons (1999-01). The native of Toronto also served first as an Assistant Coach and then as a Head Coach of Toronto St. Michael's Majors (OHL) from 1997-00. Prior to that, he served as Head Coach and General Manager of the St. Michael's Buzzers (Provincial Junior "A").

Before turning to the coaching ranks, Futa played four seasons of professional hockey in Europe (two seasons in Germany and two seasons in Denmark). The former left wing also captained his team at York University, where he was also honored as the student who best combined academics and athletics at the school during his senior season.

Michael, 43 (10/28/67), lives in the greater Toronto-area. He has three daughters: Hunter and identical twins Carmen and Devon.



BRENT McEWEN

Amateur Scout - Western Canada

Brent McEwen has been an amateur scout for the Kings since 2004. Prior to joining the Kings, McEwen enjoyed a varied background as a general manager, coach and teacher.

From 1997-2004, McEwen worked for the Saskatoon Blades of the Western Hockey League, where he held the title of general manager, hockey and business operations. He also was active in the League where he was chairman of the team services committee; a member of the officiating and education committees; and alternate governor.

Prior to joining the Blades, McEwen spent four years in Europe. For one season he was the national team head coach for the Norwegian Ice Hockey Federation. In 1995-96, he was the head coach for Rogle BK of the Swedish Elite League, and prior to that he served for two seasons as the head coach for Vita Hasten of the Swedish Division 1 league.

Before joining the professional ranks, McEwen for 10 years worked at the University of Saskatchewan where his responsibilities included coaching the College Hockey Program; Development and Management of the Hockey School; and teaching.

A native of Whitewood, Saskatchewan, McEwen, 55 (5/11/56), graduated from the University of Saskatchewan in 1983. He and his wife, Ellen, have two children: a son, Duncan, and a daughter, Kirsten. They reside in Saskatoon, Saskatchewan.



TONY GASPARINI
Amateur Scout
United States




DENIS FUGERE
Amateur Scout
Quebec/Maritimes



TODD WOODCROFT
Amateur Scout
Europe



CHRISTIAN RUUTTU
Amateur Scout
Europe



BOB CROCKER
Amateur Scout
Northeastern
United States



MIKE DONNELLY
Collegiate Scout
Western



MARK MULLEN
Collegiate Scout
Eastern



CHRIS KINGSLEY Head Athletic Trainer

Chris Kingsley is in his sixth season as Head Athletic Trainer with the Kings. He was named to his position on August 1, 2006.

Kingsley had most recently held the same role with the Kings primary American Hockey League affiliate, the Manchester Monarchs, where he worked since the franchise began play in 2001. Prior to the Monarchs, he spent his first three AHL seasons with the Lowell Lock Monsters.

Before arriving in the AHL, Kingsley worked seven years at Cushing Academy in Ashburnham, Massachusetts, as the school's Director of Sports Medicine.

Kingsley graduated from North Adams State College in 1990, earning a Bachelor's of Arts degree in Biology with a concentration in Sports Medicine. He also attended Indiana State University, where he earned a Master's of Science degree in Athletic Training in 1995.

Chris and his wife Sue have two children: Jonathan and Jaclyn. They reside in Hermosa Beach.



DARREN GRANGER Head Equipment Manager

Darren Granger is in his sixth season as Head Equipment Manager with the Kings. He was named to his position on June 1, 2006.

Granger, who worked his 1,000th NHL game when the Kings hosted Philadelphia on November 16, 2006, came to the Kings with a great deal of experience. Prior to the Kings, he spent 13 seasons as the Assistant Equipment Manager with the Vancouver Canucks and he served as the Equipment Manager at the 1998 NHL All-Star Game.

Granger also worked for Team Canada at the 2010, 2008 (silver medal), 2006 and 1999 World Championships, the 1996 World Cup and the 1992 World Junior Championship, and he received the Larry Ashley Award from the British Columbia Hockey Hall of Fame in 2004 for dedication and spirit toward the game of hockey.

Prior to joining the Canucks, the Brandon, Manitoba-born Granger worked for five years as a Trainer for the Brandon Wheat Kings of the Western Hockey League.

Darren lives in Redondo Beach with his wife, Cathy, their daughter, Sadie, and their son, Chase.



MYLES HIRAYAMA
Assistant Athletic
Trainer



CHRIS PIKOSKY
Massage Therapist



DANA BRYSON
Assistant Equipment
Manager



DENVER WILSON
Assistant Equipment
Manager



DR. RONALD KVTNE
Team Physician



DR. MICHAEL MELLMAN
Team Internist



DR. JEFFREY HOY
Team Dentist



DR. HOWARD LAZERSON
Team Ophthalmologist



MARSHALL DICKERSON
Director of
Team Operations



LEE CALLANS
Scouting Operations
Coordinator



TIFFANY FROST
Executive Assistant to
President/
General Manager



RYAN COLVILLE
Video Coordinator



BOB FRIEDLANDER
Video Technician



BILL GURNEY
Video Technician



BOB MILLER

TV Play-By-Play Announcer

Hockey Hall of Famer Bob Miller is in his 39th season as the "Voice of the Kings" – the first 17 years simulcast on TV and radio and the last 21 years as the exclusive television voice of the team – and is again joined for the 22nd season by former Kings right winger Jim Fox for all Kings games on FS West.

On November 13, 2000, Miller received the Foster Hewitt Award, as selected by the NHL Professional Broadcasters' Association. This award, which recognizes those members of the radio and television industry who have made outstanding contributions to their profession and the game during their hockey broadcasting careers, is recognized by a plaque in the Hockey Hall of Fame in Toronto.

On October 2, 2006, Miller received a star on the famous Hollywood Boulevard Walk of Fame. He also that year authored the book, *Bob Miller's Tales from the Los Angeles Kings*. On February 4, 2002, Miller was inducted into the Southern California Sports Broadcasters Hall of Fame, where he served as that organization's president for three years. Miller has also been named the top television play-by-play announcer in Southern California seven times (including 2010), and in February of 2011 he was inducted into the California Sports Hall of Fame.

In 1998, to commemorate his 25 years of loyal service to the organization, Miller was honored by having the STAPLES Center press box named after him and was presented with a "lifetime contract" by the club, and in 1997, Miller was named as one of the six inaugural members of the Kings Hall of Fame during the organization's 30th Anniversary celebration. The National Association of Sportscasters and Sportswriters also named him the California Sportscaster of the Year in 1997 and 2002.

A native of Chicago, Miller, 73 (10/12/38), received his degree at the University of Iowa where he started his broadcasting career doing Hawkeye football and basketball games. Before joining the Kings, he worked professionally in radio and TV in Milwaukee and Madison, Wisconsin, and was the voice of University of Wisconsin hockey, football and basketball. In 1992, Miller received the honor of being inducted into Wisconsin's Hockey Hall of Fame.

Along with his duties for the Kings, Miller's voice has accented numerous TV and film projects, including "Cheers," "Rollerball," "Miracle on Ice," "The Mighty Ducks" and "The Mighty Ducks 2."

A resident of West Hills, Bob and his wife Judy have a married daughter, Kristin, and a son Kevin.



JIM FOX

TV Color Commentator

Jim Fox is in his 22nd season as the Kings' television color commentator, joining Bob Miller in the booth for club broadcasts on FS West.

Eighth on the Kings' all-time scoring list, eighth in assists and ninth in goals with 479 points (186-293=479) in 578 games, Fox spent his entire 10-year career as a member of the Kings after being selected in the first round (10th overall) of the 1980 NHL Entry Draft. A three time 30-goal scorer, Fox enjoyed his most productive season in 1984-85 when he recorded 83 points (30-53=83), and in 22 career playoff games with the Kings, Fox had 12 points (4-8=12). Over his playing career with the Kings, Fox also holds the distinction of playing the second most games -- starting, ending and only with the Kings (Dave Taylor holds the mark).

Prior to becoming a King, Fox enjoyed a standout junior career with the Ottawa 67's of the Ontario Hockey League (OHL). As the club's captain during the 1979-80 campaign, Fox scored at least one point in every game, including preseason, regular season and the playoffs, and he was a finalist for the Canadian Jr. Player of the Year after earning OHL Most Valuable Player and Leading Scorer awards.

Internationally, Fox represented Canada at the World Junior Championship in Helsinki (1979-80) and he also earned a bronze medal at the World Championship in Moscow in 1986.

Upon retirement as a player in 1990, Fox became Director of Community Relations for the Kings, a position he held until 1994. During that time, he was responsible for creating the Kings Care Foundation and annual Foundation events such as Tip-A-King, the team's charity golf tournament and the Kings Youth Hockey Camp.

He remains one of the strongest forces in the Kings community development and charitable efforts, as a special ambassador, and he spends an enormous amount of time supporting and developing programs that benefit the children of our community, while also sitting on the board of the Kings Care Foundation and the Los Angeles Kings Alumni Association.

Fox, 51 (5/18/60), a wine lover, has participated as a judge in the Long Beach Grand Cru and the Los Angeles County Fair "Wines of the World," both international wine-tasting competitions. Also, he played himself in the popular 1999 movie "Mystery, Alaska," and he was the first Kings recipient of the club's Community Service Award (1988-89). Since 2003, Fox has also served as honorary co-chairman of the Newport Sports Museum Golf Classic.

During the summer of 2005, Fox worked as a co-teacher of "Know the Score: Sports Public Relations," an extension course at UCLA. In addition to his duties in the broadcasting booth, Fox has also served as the co-host of the Los Angeles-area Emmy Award-winning "Kings Live" (previously known as "Break the Ice") pre-game show on FSN West for several seasons.

In the October 2, 2006, issue of Sports Illustrated, Fox was named the best analyst in hockey, and in February of 2007, Fox was named as the best TV color commentator in Southern California by the Los Angeles Daily News and columnist Tom Hoffarth, an honor Fox has enjoyed nine of the last 10 years. In 2008, the Southern California Sports Broadcasters Association honored him with the top Pre and Post Game Shows commentator award and in 2009 -- and again in 2011 -- he was awarded the Television Analyst award.

Also, on February 11, 2006, the Kings held "Jim Fox Day" at STAPLES Center, and Fox was honored on the ice before a game for his 25 years of service to the organization as a player and broadcaster.

From 2005-08, Fox also worked for NHL Radio through the Stanley Cup Finals, as well as working as a studio playoff analyst for Yahoo! Sports from 2006-09.

A native of Coniston, Ontario, Jim is a resident of Redondo Beach with his wife Susie. This past summer he co-hosted (for the fourth straight year) with Dave Taylor for the Cystic Fibrosis Golf Classic, the 23rd installment of the annual event that raised more than \$235,000 and is now at \$4,500,000 since its inception.





NICK NICKSON

Radio Play-By-Play Announcer

In his 31st season with the Kings, Nick Nickson, the radio "Voice-of-the-Kings," calls the action of every pre-season, regular season and post-season playoff game on KTLK AM 1150 and along the Kings Radio Network.

A veteran with 36 years of hockey broadcasting experience totaling more than 3,100 games (including more than 2,600 with the Kings), Nickson's smooth, fast-paced and accurate delivery of every play allows the listener to "see the game" as the action unfolds. As a tribute to his broadcasting excellence in January of 2009 he was inducted into the Southern California Sports Broadcasters Hall of Fame and this past summer was inducted into the Frontier Field Walk of Fame (media) in his hometown (Rochester, New York).

In addition to his Kings broadcasting duties he has also called regular season and play-off games for the NHL Radio Network. In the spring of 2009 he covered the World Championship for NBC Universal Sports. He has been instrumental in developing and maintaining the Kings Radio Network while assisting the Kings Communications department in writing and editing the annual media guide. He is also involved in the Kings Care Foundation and Kings Alumni Association and has written more than 180 stories and articles on the NHL and the Kings. His work can be read in the club's Royal Reign magazine. Nick is a member of the Southern California Sports Broadcasters Association and the National Hockey League Broadcasters Association, and for seven summers (1983-89) baseball fans may remember his voice as the public address announcer at Dodger Stadium.

Also, on January 21, 2006, the Kings held "Nick Nickson Day" at STAPLES Center, and Nickson was honored on the ice before a game for his 25 years of service to the organization as a radio and television broadcaster. As part of the ceremony, the club officially announced that the broadcast booth area at STAPLES Center had been named the Nick Nickson Broadcast Center in his honor.

His broadcasting career began during the 1975-76 season as the voice of the Rochester Americans (AHL) before joining the New Haven Nighthawks (AHL) in 1977. He spent four seasons (1977-81) calling the action for the Nighthawks before his association with the Kings began.

Nickson attended Ithaca (N.Y.) College and served as the Sports Director for the school's radio station while doing play-by-play for Ithaca's hockey, football, baseball and basketball teams. After graduating in 1975, he worked as a disc jockey for two stations in Rochester before beginning his career in hockey shortly thereafter.

Nick and his wife, Carolyn, reside in Santa Clarita and have two sons, Nicholas (married to Alexandra) and Timothy. The couple also has one grandson, Casey.



DARYL EVANS

Radio Color Commentator

In his 13th season as the Kings radio commentator, Daryl Evans and veteran play-by-play announcer Nick Nickson are heard on all club radio broadcasts on flagship station KTLK AM 1150 and along the Kings Radio Network. During the 1998-99 season, Evans worked alongside Nickson as a back-up commentator, and along with his role on the radio, Evans is also an executive with the Toyota Sports Center in El Segundo, formerly serving as the facility's General Manager.

A member of the Kings as a player from 1981-85, Evans scored the franchise's most memorable goal in a game forever remembered as the "Miracle on Manchester." Facing the heavily-favored Edmonton Oilers in the best-of-five first round of the 1982 playoffs, the Kings pulled off two huge upsets – one, in winning the series three games to two; and two, winning Game 3 of the series.

Down 5-0 in the third period of that game on April 10, 1982, the Kings steadily chipped away at Edmonton's lead and tied the game with five seconds left in regulation. At 2:35 of the extra period, Evans, then a rookie, sent a shot over Grant Fuhr's shoulder to seal an improbable end to an incredible game. Evans went on to lead the Kings in playoff scoring with 13 points (5-8=13) in 1982.

The past five seasons, Evans has spearheaded a charitable giving program in which he donated \$100 for every Kings power play goal scored (for a total of \$32,200) in both the regular season and the playoffs. The proceeds the first three years went to the Ronald McDonalds House of Southern California while the proceeds from the past two seasons went to the American Heart Association. Prior to his full-time radio role, Evans served as the Director of Premium Seating Sales for STAPLES Center, where he was responsible for sales of luxury suites, premier seats and the premier club. Prior to taking the position at STAPLES Center, Evans managed at Martin Cadillac in West Los Angeles from 1992-99 where he reached Master Manager status seven straight years.

Originally selected by the Kings in the ninth-round (178th overall) of the 1980 NHL Entry Draft, the left wing recorded 52 points (22-30=52) in 113 career NHL games with the Kings, Washington Capitals and Toronto Maple Leafs. Also, in 11 career playoff games, Evans, 49 (1/12/61), registered 13 points (all of those 13 points came with the Kings during the 1982 playoffs).

In addition, Evans coached the UCLA Bruins club hockey team in the Pac-8 League for two seasons (1997-99). They won the Pac-8 championship in 1998-99 and also went to the national championships in Utah in 1999, where they were eliminated. Evans was also named the Pac-8 Coach of the Year both years.

Evans, additionally, continues to serve as a power skating consultant for the Kings, having started those duties in 2007.


A native of Toronto, Daryl resides in Redondo Beach, and he has two children: DJ and Danielle.



THE PLAYERS



Anze Kopitar visits with a patient during the team's annual CHLA visit.



JONATHAN BERNIER

45

Position: Goal / **Catches:** Left

Height: 5-11 / **Weight:** 186

Age: 23 (Turns 24 on Aug. 7, 2012)

Birthplace: Laval, Quebec

(Aug. 7, 1988)

ACQUIRED BY KINGS: Selected by the Kings in the first round (11th overall) in the 2006 NHL Entry Draft.

2010-11: NHL rankings among rookie goaltenders were the following: tied for seventh in wins and tied for third in shutouts...7-1-3 in 12-game span (one no decision) Jan. 15-March 29, 2011 (stopped 294-313 shots = .939 spt)...6-0-3 in nine straight starts Feb. 1-March 29, 2011 (stopped 243-257 shots = .946 spt)...Fourth career shutout March 29, 2011 at Edmonton (32 saves, 2-0 win)...30 saves March 15, 2011 at Nashville (4-2 win)...32 saves March 11, 2011 at Columbus (4-2 win)...Third career shutout March 3, 2011 vs. Phoenix (25 saves, 1-0 win)...25 saves Feb. 24, 2011 vs. Minnesota (4-2 win)...22 saves Feb. 12, 2011 at Washington (4-1 win)...Second career shutout Feb. 1, 2011 at Minnesota (25 saves, 1-0 shutout loss)...Stopped 60-of-62 shots in three-game span (Dec. 18-29, 2010)...29 saves Dec. 18, 2010 at Nashville (6-1 win)...25 saves Nov. 6, 2010 vs. Nashville (4-1 win)...Signed two-year contract extension on Oct. 4.

2009-10: First career NHL assist April 1, 2010 vs. Vancouver (27 saves, 8-3 win)...First career NHL shutout March 30, 2010 at Nashville (34 saves, 2-0 win)...Youngest Kings goaltender to record shutout (21 years, 235 days)...29 saves and stopped all six shootout attempts (first career NHL shootout) March 12, 2010 at Dallas (2-1 win)...Recalled from Manchester (AHL) twice during season...Among AHL goaltenders he ranked: first in save pct., first in shutouts, first in saves, second in GAA, third in wins and third in minutes...AHL Goaltender of the Year (Aldege "Baz" Bastien Memorial Award) and AHL First-Team All-Star...Starting goaltender for Team Canada at 2010 AHL All-Star Classic...AHL Player of the Week Jan. 31, 2010...AHL Goaltender of the Month for October 2009...Helped Monarchs advance to AHL's Eastern Conference Finals...Among AHL goaltenders in play-offs he ranked: first in GAA, first in save pct., first in shutouts, first in saves, second in wins and second in minutes.

2008-09: Among AHL rookie goaltenders he ranked: first in shutouts (tied for third overall), first with six shutout wins (tied for third overall), fifth in wins, fifth in GAA (ninth overall) and seventh in save pct...AHL Goaltender of the Month for March 2009...Six-game win streak Feb. 28-March 8, 2009...Allowed only four goals in five-game span Feb. 28-March 7, 2009...Two four-game win streaks (Nov. 14-21, 2008 and Dec. 26-31, 2008)...Recalled by Kings Jan. 18, 2009 and suited up for two games, but didn't play.

2007-08: Won NHL debut Sept. 29, 2007 vs. Anaheim - in London (26 saves, 4-1 win)...At the time was the 11th youngest player (second youngest goaltender) to appear in game for Kings...Youngest Kings goaltender to win in NHL debut...18-12-3 with 2.73 GAA and .908 spt in 34 regular season appearances with Lewiston (QMJHL)...Among QMJHL goaltenders he ranked: sec-

ond in GAA and fifth in save pct...2-4 with 2.93 GAA and .918 spt in six playoff games with Lewiston...Assigned to Manchester April 3, 2008.

2006-07: 26-10-0 with 2.58 GAA, .905 spt and two shutouts in 37 regular season appearances with Lewiston...Among QMJHL goaltenders he ranked: second in GAA, fourth in save pct. and ninth in wins...QMJHL Defensive Player of the Month for November 2006...16-1 with 2.34 GAA, .919 spt and one shutout in 17 playoff games with Lewiston, helping the MAINEiacs capture the QMJHL Championship and bid in Memorial Cup...QMJHL Playoff Most Valuable Player (Guy Lafleur Trophy)...1-3 with 2.07 GAA and .940 spt in four Memorial Cup games.

2005-06: 27-26-0 with 2.70 GAA, .908 spt and two shutouts in 54 regular season appearances with Lewiston...Among QMJHL goaltenders he ranked: third in minutes, fifth in GAA, tied for fifth in save pct., tied for sixth in wins and seventh in appearances...Played in CHL Top Prospects Game...2-4 with 2.84 GAA, .914 spt and one shutout in six playoff games with Lewiston.

2004-05: 7-12-3 with 2.97 GAA and .900 spt in 23 regular season games with Lewiston...Allowed first QMJHL goal to his brother Marc-Andre Sept. 24, 2004...Stopped all nine shots in 20 minutes in one playoff game for Lewiston.

LAST AMATEUR CLUB: Lewiston, QMJHL...QMJHL Playoff Most Valuable Player (Guy Lafleur Trophy) and QMJHL Second-Team All-Star in 2006-07...Played in CHL Top Prospects Game in 2005-06.

INTERNATIONAL PLAY: Played for Team Canada at the following tournaments: World Championships (2011, 3 GP, 2-1-0, 2.01 GAA, .917 spt)...World Junior Championships (2008, 2 GP, 1-1-0, 2.00 GAA, .947 spt, 1 SO, gold medal)...World U18 Championships (2006, 3-3-1, 1.71 GAA, .943 spt, 1 SO)...Other (2007 Super Series), (2006 Canada-Russia Challenge), (2004 World U17 Hockey Challenge).

PERSONAL: Nickname: Jo...Off-season home: Laval, Quebec...Girlfriend: Martine...Favorite movie: Old School...Favorite actor: Denzel Washington...Favorite NHL city, other than Los Angeles: New York City...Favorite hockey moment: first NHL game...Favorite pro athlete: Tiger Woods...Favorite hockey player growing up: his brother (see below)...Favorite road arena: Bell Centre...First job: construction...Charities: supports children and Alzheimer programs...If not a hockey player he would be: firefighter...Misc: Shares same birthday with Sidney Crosby...Older brother is Marc-Andre Bernier (Vancouver's second-round selection - 60th overall - in 2003 NHL Entry Draft)...Second goaltender selected by Kings in first round of NHL Entry Draft (Jamie Storr was seventh overall selection in 1994).

CAREER HIGHLIGHTS

FIRST NHL GAME: Sept. 29, 2007 vs. Anaheim
FIRST NHL WIN: Sept. 29, 2007 vs. Anaheim
FIRST NHL SHUTOUT: March 30, 2010 at Nashville (2-0 win)
MOST SHOTS, Game: 37, Feb. 17, 2011 at NY Rangers
MOST SAVES, Game: 34, 2x's (Last: Feb. 17, 2011 at NY Rangers)
LONGEST WINNING STREAK: 3, 2x's (Last: March 11 to March 29, 2011)
CAREER SHUTOUTS: 4, Last: March 29, 2011 at Edmonton (2-0 win)
CAREER PENALTY SHOTS: None
CAREER SHOOTOUT RECORD: 1-2
CAREER SHOOTOUT SAVE PERCENTAGE: 73 percent (8/11)
CAREER ASSISTS: 1, April 1, 2010 vs. Vancouver
CAREER PENALTY MINUTES: None

BERNIER -vs- NHL

	GP	W	L	OT	SO	GAA		GP	W	L	OT	SO	GAA
ANA	2	2	0	0	0	1.00	NSH	5	4	1	0	1	1.80
BOS	1	0	1	0	0	7.12	NJ	0	0	0	0	0	0.00
BUF	1	0	1	0	0	4.00	NYI	0	0	0	0	0	0.00
CGY	1	0	1	0	0	2.00	NYR	1	0	0	1	0	2.77
CAR	1	1	0	0	0	3.00	OTT	0	0	0	0	0	0.00
CHI	1	0	1	0	0	3.00	PHI	1	0	1	0	1	10.91
COL	0	0	0	0	0	0.00	PHX	2	1	0	1	0	0.00
CBJ	1	1	0	0	0	2.00	PIT	0	0	0	0	0	0.00
DAL	3	1	1	1	0	2.27	SJ	2	0	1	0	1	5.11
DET	2	0	1	0	0	4.05	STL	1	0	1	0	1	4.07
EDM	2	2	0	0	1	1.00	TB	0	0	0	0	0	0.00
FLA	0	0	0	0	0	0.00	TOR	0	0	0	0	0	0.00
LA	-	-	-	-	-	-	VAN	1	1	0	0	0	3.00
MIN	2	1	0	1	1	0.96	WSH	1	1	0	0	0	1.00
MTL	1	0	1	0	0	4.00	WPG	0	0	0	0	0	0.00

CAREER REGULAR SEASON STATISTICS

		REGULAR SEASON												
Season	Team	Lge	GP	Min	GA	EN	SO	GAA	W	L	OTL	Svs	Pct	
2007-08	Los Angeles Kings	NHL	4	238	16	2	0	4.03	1	3	0	102	.864	
2007-08	Manchester Monarchs	AHL	3	184	5	1	0	1.63	1	1	1	88	.946	
2008-09	Manchester Monarchs	AHL	54	3101	124	7	5	2.40	23	24	4	1311	.914	
2009-10	Manchester Monarchs	AHL	58	3424	116	5	9	2.03	30	21	6	1707	.936	
2009-10	Los Angeles Kings	NHL	3	185	4	0	1	1.30	3	0	0	90	.957	
2010-11	Los Angeles Kings	NHL	25	1378	57	1	3	2.48	11	8	3	595	.913	
	NHL Totals		32	1801	77	3	4	2.57	15	11	3	787	.911	
	KINGS Totals		32	1801	77	3	4	2.57	15	11	3	787	.911	

Season	Team	Lge	GP	PLAYOFFS											Svs	Pct
				Min	GA	EN	SO	GAA	W	L						
2007-08	Manchester Monarchs	AHL	3	195	9	0	0	2.76	0	3	89		.908			
2009-10	Manchester Monarchs	AHL	16	996	30	0	3	1.81	10	6	458		.939			
	NHL Totals		0	0	0	0	0	0.00	0	0	0		.000			
	KINGS Totals		0	0	0	0	0	0.00	0	0	0		.000			



THE PLAYERS




LOS ANGELES KINGS

1.888.KINGS.LA | LAKINGS.COM

PRIDE=PASSION=POWER

31



DUSTIN BROWN

23

Position: Right Wing / **Shoots:** Right

Height: 6-0 / **Weight:** 204

Age: 26 (Turns 27 on Nov. 4, 2011)

Birthplace: Ithaca, N.Y.

(Nov. 4, 1984)

ACQUIRED BY KINGS: Selected by the Kings in the first round (13th overall) in the 2003 NHL Entry Draft.

2010-11: Recipient of NHL Foundation Award (nominated for third straight year)...Recipient of Kings Community Service Award for third straight year...Kings nominee for King Clancy Memorial Trophy...Kings rankings were the following: first in goals, tied for second in points, second in plus-minus (+17), second in PPG (7), second in shots (228), first in hits (300, third in NHL) and second in takeaways (35)...One of six Kings to play in all 82 regular season games...Had 18 multi-point games (Kings were 15-1-2 in those games)...Two points in three straight games (two goals and GDG in shootout March 24, 2011 vs. San Jose, two assists including 300th NHL point March 26, 2011 vs. Colorado and two goals March 29, 2011 at Edmonton)...Played in 500th NHL game March 13, 2011 at Dallas (18th player to play 500 games with Kings)...Two goals (including 20th of season) Feb. 17, 2011 at NY Rangers - fourth straight season with 20 goals...19 points (7-12=19) in 12-game span (Dec. 2-27, 2010)...Two goals Dec. 27, 2010 at San Jose...Tied career high with four points (2-2=4) and plus-4 rating Dec. 21, 2010 at Colorado...Points/assists (2-9=11) in seven straight games (Dec. 2-18, 2010) - assist streak tied career high...Scored on penalty shot Nov. 13 vs. NY Islanders...PLAYOFFS: Led club in hits (34).

2009-10: Finalist for NHL Foundation Player Award...Second in NHL in hits (287)...One of three Kings to play in all 82 games...Kings Most Popular Player and recipient of Kings Community Service Award...Kings nominee for King Clancy Memorial Trophy...Earned career high in assists...Had 12 multi-point games (Kings were 10-0-2 in those games)...Second career hat trick and career high four points (3-1=4) April 1, 2010 vs. Vancouver...Career high three assists Jan. 26, 2010 at Toronto...Played in 400th NHL game Jan. 23, 2010 at Detroit...Earned 100th NHL goal Jan. 11, 2010 vs. Anaheim...Points (4-6=10) in seven straight games (Oct. 15-28, 2009)...Two goals Oct. 24, 2009 at Phoenix...Earned 200th NHL point Oct. 22, 2009 vs. Dallas...PLAYOFFS: Tied for third on club in points...Assists in first four games of series vs. Vancouver...Led club in hits (32).

2008-09: Finalist for the NHL Foundation Player Award...Kings MVP (Bill Libby Memorial Award), Most Popular Player and recipient of Kings Community Service Award...Third in NHL in hits (285), eighth in NHL in shots (292)...Led Kings in GWG (6)...Led Kings with 17 multi-point games (Kings were 12-2-3 in those games)...Earned 100th career NHL assist March 3, 2009 at Columbus...Missed two games (Feb. 24, 2009 at Minnesota and Feb. 25, 2009 at Philadelphia), as his wife Nicole gave birth to their second child (Mason)...Points (3-4=7) in five straight games (Feb. 14-21, 2009)...Seven multi-point efforts in 13-game span (Jan. 17-Feb. 18, 2009)...Career-high 12 hits Feb. 14, 2009 vs. Edmonton...Career-high five-game goal (6-4=10) streak (Jan. 17-31, 2009)...NHL No. 1 Star of the Week Jan. 25, 2009 (2-1=3, 2 GWG)...Named to 2009 NHL All-Star Team (first appearance)...Played in 300th NHL game Dec. 17, 2008 vs. NY Rangers...First career hat

trick Dec. 11, 2008 vs. St. Louis...Career-high 11 shots Dec. 5, 2008 vs. Edmonton...Multi-point efforts in three of four games (Oct. 14-24, 2008)...Named 15th captain in Kings history Oct. 8, 2008...Youngest to wear the "C" in Kings history and only American-born captain in team history.

2007-08: Selected as Kings Most Inspirational Player (Ace Bailey Memorial Award) and Most Popular Player...Finished third on club with career-high 60 points (33-27=60)...Led Kings with career-high 33 goals and tied for first with 12 power-play goals...Tied for first on club with four shootout goals (4-for-8, 50 percent)...Had six multi-goal and 13 multi-point games...Led NHL with 311 hits...Missed two games (Feb. 5, 2008 at New York Rangers and Feb. 7, 2008 at Detroit), as his wife Nicole gave birth to their first child (Jake)...Career-high nine-game point (6-8=14) streak (Nov. 24 to Dec. 10, 2007)...Career high seven-game assist (7a) streak (Nov. 28, to Dec. 10, 2007)...Notched 100th career NHL point Dec. 5, 2007 at Phoenix...Agreed to terms on six-year contract extension Oct. 26, 2007...Played in 200th career NHL game Oct. 19, 2007 at Vancouver.

2006-07: Second club in PPG (13, career high)...Second in NHL in hits (258)...Second on club in PPP (25).

2005-06: Led club in hits (175)...First career two-goal game Dec. 6, 2005 at Toronto...Played in 100th career NHL game March 27, 2006 at Vancouver.

2003-04: Made NHL debut Oct. 9, 2003 at Detroit...First career point (assist) Nov. 5, 2003 at Florida (10th NHL game)...First NHL goal 23, 2003 at Colorado (18th NHL game).

LAST AMATEUR CLUB: Guelph, OHL...OHL's Scholastic Player of the Year (Bobby Smith Trophy) in 2000-01, 2001-02 and 2002-03...OHL First All-Rookie Team in 2000-01.

INTERNATIONAL PLAY: Played for Team USA at the following tournaments: Olympics (2010, 6 GP, 0-0=0, alternate captain, silver medal)...World Championships (2009, 9 GP, 3-5=8, team captain), (2008, 7 GP, 5-4=9), (2006, 7 GP, 5-2=7), (2004, 9 GP, 1-3=4, bronze medal)...World Junior Championships (2003, 7 GP, 2-2=4), (2002, 7 GP, 1-3=4).

PERSONAL: Nickname: Brown...Wife: Nicole...Kids: Jake (3), Mason (2), Cooper (6 months)...Pets: dog (Milo)...Favorite Movie: The Gladiator...Favorite TV show: Dexter...Favorite actor: Matt Damon...Favorite band: Dave Matthews Band...Favorite NHL city, other than Los Angeles: Chicago...Favorite sport other than hockey: golf...Favorite hockey moment: ask him in June...Favorite pro athlete: Anze Kopitar...Favorite hockey player growing up: Wayne Gretzky...Favorite road arena: American Airlines Center...Favorite vacation spot: Hawaii...Wears jersey number because: last available number on high school team...Charities: supports KaBOOM!...Miscellaneous: better lacrosse player than hockey player growing up.

CAREER HIGHLIGHTS

FIRST NHL GAME: Oct. 9, 2003 at Detroit

FIRST NHL GOAL: Nov. 23, 2003 at Colorado

FIRST NHL ASSIST: Nov. 5, 2003 at Florida

MOST POINTS, Game: 4, 2x's

(Last: Dec. 21, 2010 at Colorado)

MOST GOALS, Game: 3, 2x's

(Last: April 1, 2010 vs. Vancouver)

MOST ASSISTS, Game: 3, Jan. 26, 2010 at Toronto

LONGEST POINT STREAK: 9, Nov. 24 to Dec. 10, 2007: 6-8=14

LONGEST GOAL STREAK: 5, Jan. 17 to Jan. 31, 2009: 6g

LONGEST ASSIST STREAK: 7, 2x's

(Last: Dec. 2, to Dec. 18, 2010: 9a)

CAREER POWER-PLAY GOALS: 52,

Last: March 24, 2011 vs. San Jose

CAREER SHORT-HANDED GOALS: 2,

Last: March 20, 2008 at Phoenix

CAREER GAME-WINNING GOALS: 18,

Last: March 29, 2011 at Edmonton

CAREER PENALTY SHOTS: 1/2,

Last: Nov. 13, 2010 vs. NY Islanders (vs. Roloson) - Scored

CAREER OVERTIME GOALS: 4,

Last: April 11, 2010 at Colorado

CAREER SHOOTOUT GOALS/ATTEMPTS: 13/40

(33 percent)

CAREER PLUS-MINUS: -48


BROWN -vs- NHL

	GP	G	A	PTS	PIM		GP	G	A	PTS	PIM
ANA	43	13	16	29	24	NSH	24	7	7	14	10
BOS	8	4	3	7	4	NJ	7	0	2	2	6
BUF	6	3	3	6	4	NYI	7	1	3	4	0
CGY	26	4	8	12	17	NYR	5	3	3	6	2
CAR	6	1	3	4	4	OTT	6	0	2	2	4
CHI	27	6	5	11	20	PHI	7	0	2	2	10
COL	27	8	12	20	14	PHX	42	8	9	17	20
CBJ	23	4	8	12	30	PIT	6	2	2	4	4
DAL	43	14	14	28	62	SJ	43	11	14	25	36
DET	24	5	6	11	4	STL	25	12	5	17	27
EDM	24	12	12	24	18	TB	6	1	1	2	4
FLA	6	2	2	4	0	TOR	6	4	3	7	6
LA	-	-	-	-	-	VAN	25	10	7	17	14
MIN	23	3	6	9	27	WSH	7	1	3	4	0
MTL	6	1	1	2	6	WPG	5	1	2	3	0

CAREER REGULAR SEASON STATISTICS

Season	Team	Lge	REGULAR SEASON					PLAYOFFS				
			GP	G	A	PTS	PIM	GP	G	A	PTS	PIM
2003-04	Los Angeles Kings	NHL	31	1	4	5	16	-	-	-	-	-
<i>2004-05</i>	<i>Manchester Monarchs</i>	<i>AHL</i>	79	29	45	74	96	6	5	2	7	10
2005-06	Los Angeles Kings	NHL	79	14	14	28	80	-	-	-	-	-
2006-07	Los Angeles Kings	NHL	81	17	29	46	54	-	-	-	-	-
2007-08	Los Angeles Kings	NHL	78	33	27	60	55	-	-	-	-	-
2008-09	Los Angeles Kings	NHL	80	24	29	53	64	-	-	-	-	-
2009-10	Los Angeles Kings	NHL	82	24	32	56	41	6	1	4	5	6
2010-11	Los Angeles Kings	NHL	82	28	29	57	67	6	1	1	2	6
NHL Totals			513	141	164	305	377	12	2	5	7	12
KINGS Totals			513	141	164	305	377	12	2	5	7	12





KYLE CLIFFORD

13

Position: Left Wing / **Shoots:** Left
Height: 6-2 / **Weight:** 208
Age: 20 (Turns 21 on Jan. 13, 2012)
Birthplace: Ayr, Ontario
 (Jan. 13, 1991)

ACQUIRED BY KINGS: Selected by the Kings in the second round (35th overall) in the 2009 NHL Entry Draft.

2010-11: Led the Kings in penalty minutes, which ranked second among NHL rookies...First Kings rookie to lead club in penalty minutes since Raitis Ivanans in 2006-07 (140)...Most penalty minutes by Kings rookie since Steve McKenna (150 in 1997-98)...Fifth on the Kings in hits (138, which ranked third among NHL rookies)...Scored seventh goal of season April 6, 2011 vs. Phoenix...Scored sixth goal of season, had four hits and 15 penalty minutes March 31, 2011 at Vancouver...Five hits March 26, 2011 vs. Colorado...Scored fifth goal of season and had four hits March 7, 2011 vs. Dallas...Earned assist on GWG Feb. 12, 2011 at Washington...Scored fourth goal of season Jan. 18, 2011 at St. Louis...Scored third goal of season Jan. 6, 2011 vs. Nashville...Seven hits Jan. 1, 2011 vs. San Jose...Four points (2-2=4) and plus-5 rating in six-game span (Dec. 9-18, 2010)...Scored second goal of season Dec. 19, 2010 at Chicago...Earned assist in second straight game Dec. 16, 2010 at St. Louis...Earned assist Dec. 13, 2010 at Detroit...Scored first NHL goal (22nd career game) Dec. 9, 2010 vs. Calgary...Four hits Dec. 4, 2010 vs. Detroit...Earned first NHL point (20th career game) with an assist and had six hits Dec. 2, 2010 vs. Florida...Four hits Nov. 29, 2010 at Anaheim...Four hits Oct. 28, 2010 at Dallas...Made NHL debut Oct. 9, 2010 at Vancouver...Tied for the 19th youngest player to appear in a game for the Kings (19 years, 269 days) and one of 20 teenagers to play for the Kings...PLAYOFFS: Tied for club lead in goals and points...Most points by Kings rookie in playoff series since Warren Rychel in 1993 (seven vs. Calgary, five vs. Vancouver)...Two points (1-1=2) in Games 2 and 5 vs. San Jose.

2009-10: 57 points (28-29=57) and 111 penalty minutes in 58 regular season games with Barrie (OHL)...Served as an alternate captain...Eighth on Barrie (tied for 14th in OHL) in plus-minus (+32)...Tied for fourth on Barrie in goals, fifth in penalty minutes...14 points (5-9=14) and 28 penalty minutes in 17 playoff games with Barrie, helping the Colts advance to the OHL Championship before losing to Windsor...Second on Barrie in penalty minutes...Signed with Manchester after Barrie was eliminated and made professional debut May 5, 2010 vs. Worcester in the playoffs...Helped Monarchs advance to the AHL's Eastern Conference Finals.

2008-09: 28 points (16-12=28) and 133 penalty minutes in 60 regular season games with Barrie...Third on Barrie (19th in OHL) in penalty minutes...Fifth on Barrie in goals...Zero points and 13 penalty minutes in five playoff games with Barrie.

2007-08: 15 points (1-14=15) and 83 penalty minutes in 66 regular season games with Barrie...Among club rookies he ranked: third in points, second in assists, first in penalty minutes (tied for third overall)...One assist and four penalty minutes in nine playoff games with Barrie, helping the Colts advance to the OHL's Eastern Conference Semifinals.

LAST AMATEUR CLUB: Barrie, OHL.

INTERNATIONAL PLAY: Played for Team Canada at the following tournament: World U18 Championships (2009, 6 GP, 0-0=0, 16 PIM – led club).

PERSONAL: Nickname: Clifffy...Off-season home: Ayr, Ontario...Pets: Italian Bull Mastiff...Favorite movie: Remember The Titans...Favorite TV show: The Simpsons...Favorite band: Jason Aldean / Brooks and Dunn...Favorite NHL city other than Los Angeles: Nashville...Favorite hockey moment: Last year's playoffs...Favorite food: steak...Favorite holiday: Christmas...First job: tire mechanic...Helps the environment by: recycling.

CAREER HIGHLIGHTS


FIRST NHL GAME: Oct. 9, 2010 at Vancouver
FIRST NHL GOAL: Dec. 9, 2010 vs. Calgary
FIRST NHL ASSIST: Dec. 2, 2010 vs. Florida
MOST POINTS, Game: 1, 14x's
 (Last: April 6, 2011 vs. Phoenix)
MOST GOALS, Game: 1, 7x's
 (Last: April 6, 2011 vs. Phoenix)
MOST ASSISTS, Game: 1, 7x's
 (Last: April 2, 2011 vs. Dallas)
LONGEST POINT STREAK: 2, 2x's
 (Last: March 31 to April 2, 2011: 1-1=2)
LONGEST GOAL STREAK: 1, 7x's (Last: April 6, 2011: 1g)
LONGEST ASSIST STREAK: 2, Dec. 13 to Dec. 16, 2010: 2a
CAREER POWER-PLAY GOALS: None
CAREER SHORT-HANDED GOALS: None
CAREER GAME-WINNING GOALS: None
CAREER PENALTY SHOTS: None
CAREER OVERTIME GOALS: None
CAREER SHOOTOUT GOALS/ATTEMPTS: None
CAREER PLUS-MINUS: -10

CLIFFORD –vs– NHL


	GP	G	A	PTS	PIM		GP	G	A	PTS	PIM
ANA	5	0	1	1	20	NSH	4	1	0	1	2
BOS	2	0	0	0	7	NJ	1	0	0	0	0
BUF	1	0	0	0	0	NYI	2	0	0	0	5
CGY	3	1	0	1	7	NYR	1	0	0	0	0
CAR	1	0	0	0	0	OTT	1	0	0	0	0
CHI	4	1	0	1	0	PHI	2	0	0	0	15
COL	3	0	1	1	0	PHX	5	1	0	1	0
CBJ	4	0	0	0	7	PIT	1	0	0	0	0
DAL	6	1	1	2	16	SJ	6	0	0	0	10
DET	4	0	1	1	4	STL	4	1	1	2	17
EDM	4	0	0	0	7	TB	1	0	0	0	0
FLA	1	0	1	1	0	TOR	1	0	0	0	0
LA	–	–	–	–	–	VAN	3	1	0	1	17
MIN	4	0	0	0	5	WSH	1	0	1	1	2
MTL	1	0	0	0	0	WPG	0	0	0	0	0

CAREER REGULAR SEASON STATISTICS

Season	Team	Lge	REGULAR SEASON					PLAYOFFS				
			GP	G	A	Pts	PIM	GP	G	A	Pts	PIM
2009-10	Manchester Monarchs	AHL	—	—	—	—	—	7	0	2	2	12
2010-11	Los Angeles Kings	NHL	76	7	7	14	141	6	3	2	5	7
	NHL Totals		76	7	7	14	141	6	3	2	5	7
	KINGS Totals		76	7	7	14	141	6	3	2	5	7



THE PLAYERS



DREW DOUGHTY

Position: Defense / **Shoots:** Right

Height: 6-0 / **Weight:** 212

Age: 21 (Turns 22 on Dec. 8, 2011)

Birthplace: London, Ontario
(Dec. 8, 1989)

8

ACQUIRED BY KINGS: Selected by the Kings in the first round (2nd overall) in the 2008 NHL Entry Draft.

2010-11: Kings Outstanding Defenseman...NHL rankings among defensemen were the following: tied for sixth in GWG (3), fifth in TOI/gm (25:38, also fifth overall in the NHL), seventh in PP TOI average (4:09)...Kings rankings were the following: tied for fourth in assists, fourth in plus-minus (+13), first in TOI average and fourth in blocked shots (101)...Had 11 multi-point games (Kings were 9-2-0 in those games)...25+ TOI 41 times (season high 30:41 Dec. 4, 2010 vs. Detroit)...First career two-goal game (both on PP) Feb. 2, 2011 at Edmonton...Played in his 200th NHL game Jan. 13, 2011 vs. St. Louis...13 points (1-12=13) in 10-game span (Dec. 13-30, 2010)...Points/assists (0-5=5) in four straight games (Dec. 26-30, 2010)...Earned 100th NHL point Dec. 21, 2010 at Colorado...Three assists and plus-3 Dec. 13, 2010 at Detroit...Six points (1-5=6) in three-game span (Nov. 13-17, 2010)...Three assists Nov. 17, 2010 vs. Columbus...Played in 126 consecutive games (Jan. 17, 2009 to Oct. 20, 2010) before missing game Oct. 21, 2010 at Phoenix with upper body injury...PLAYOFFS: Tied Kings playoff record for a defenseman with two goals and four points (2-2=4) in Game 2 at San Jose.

2009-10: Finalist for Norris Trophy (second-youngest ever finalist in NHL, second King to be a finalist - Rob Blake won award in 1998, finalist in 2000)...NHL Second-Team All-Star...Among NHL defensemen he ranked: third in points, tied for second in goals, tied for fifth in assists, tied for second in PPG (9), second in PPP (31), tied for fifth in PPA (22), first in GWG (5)...One of three Kings to play in all 82 games (Brown and Kopitar)...Kings Outstanding Defenseman...First on Kings with 24:58 TOI/gm...Had 12 multi-point games (Kings were 8-4-0 in those games)...25+ TOI 39 times (30+ TOI twice)...Scored OT game-winner March 22, 2010 vs. Colorado...27 points (5-22=27) in 28-game span (Dec. 28, 2009- March 10, 2010)...Earned 50th point March 8, 2010 vs. Columbus becoming 12th defenseman in club history to record 50+ points in a season...The second youngest Kings defenseman to record 50 points in a season (youngest was Larry Murphy, 76 points in 1980-81)...Five-game point (1-6=7) streak (Feb. 8-March 4, 2010)...Three assists March 2, 2010 at Dallas...Career high 31:42 TOI Feb. 11, 2010 vs. Edmonton...Career high four assists/points Jan. 4, 2010 at San Jose...Played in 100th NHL game Nov. 11, 2009 at Carolina...Four-game assist (6a) streak (Oct. 22-28, 2009)...Five-game point (2-4=6) streak (Oct. 3-12, 2009)...PLAYOFFS: Tied for club lead in goals and points...Tied Kings playoff record for a defenseman with four points and three assists (1-3=4) in Game 3 vs. Vancouver.

2008-09: NHL's All-Rookie Team (fourth Kings defenseman to receive honor, first since Lubomir Visnovsky in 2000-01)...Kings Outstanding Defenseman and Best Newcomer (Mark Bavis Memorial Award)...Led NHL rookies and Kings with 23:49

TOI/gm...20+ TOI 76 times (25+ TOI 34 times)...Tied for first among NHL rookie defensemen in points and assists...Tied for second among NHL rookie defensemen in goals...Most points by a Kings rookie defenseman since Lubomir Visnovsky, 39 in 2000-01...Second among NHL rookies in blocked shots (114) and PPG (3)...Led NHL rookie defensemen in shots (126)...Had seven multi-point games (Kings were 6-0-1 in those games)...Participated at YoungStars event as part of the 2009 NHL All-Star Game festivities (1-1=2 in game)...Five points in three-game span (1-4=5) Nov. 6-11, 2008...First career multi-point game (both assists) Nov. 6, 2008 vs. Florida...Recorded first career NHL point with a goal Oct. 20, 2008 vs. Colorado (fifth NHL game)...Made NHL debut Oct. 11, 2008 at San Jose...At the time was the fifth youngest player (second youngest defenseman) to appear in game for Kings.

2007-08: 50 points (13-37=50) and 68 penalty minutes in 58 regular season games with Guelph (OHL)...His 50 points ranked third overall on Guelph and tied for ninth among OHL defensemen...Third on Guelph in PPG (9)...Alternate captain at OHL All-Star Classic...OHL's Defenseman of the Year and voted Best Offensive Defenseman in OHL Coaches Poll (second straight year)...OHL and CHL First-Team All-Star...Nine points (3-6=9) and 14 penalty minutes in 10 playoff games for Guelph.

2006-07: 74 points (21-53=74) and 76 penalty minutes in 67 regular season games with Guelph...His 74 points and 53 assists were both second among OHL defensemen (21 goals was fourth)...Led Guelph in PPG (15)...Voted Best Offensive Defenseman in OHL Coaches Poll...Played in OHL All-Star Classic...OHL First-Team All-Star...Five points (2-3=5) and eight penalty minutes in four playoff games for Guelph.

2005-06: 33 points (5-28=33) and 40 penalty minutes in 65 regular season games with Guelph...His 33 points and 28 assists were both second among team defensemen...Named to OHL All-Rookie Team...13 points (0-13=13) and 18 penalty minutes in 14 playoff games for Guelph.

LAST AMATEUR CLUB: Guelph, OHL...OHL's Defenseman of the Year and CHL First-Team All-Star in 2007-08...OHL's Best Offensive Defensemen and OHL First-Team All-Star in 2006-07 and 2007-08...OHL All-Star in 2006-07 and 2007-08...2005-06 OHL All-Rookie Team.

INTERNATIONAL PLAY: Played for Team Canada at the following tournaments: Olympics (2010, 7 GP, 0-2=2, +6, gold medal)...World Championships (2009, 9 GP, 1-6=7, +5, silver medal)...World Junior Championships (2008, 7 GP, 0-4=4, gold medal, Top Defenseman of tournament)...World U18 Championships (2007, 6 GP, 2-3=5)...Other (2007 Super Series, 8 GP, 0-2=2), (2006 World U17 Hockey Challenge), (2006 Ivan Hlinka Tournament, gold medal).

CAREER HIGHLIGHTS

FIRST NHL GAME: Oct. 11, 2008 at San Jose
FIRST NHL GOAL: Oct. 20, 2008 vs. Colorado
FIRST NHL ASSIST: Nov. 6, 2008 vs. Florida
MOST POINTS, Game: 4, Jan. 4, 2010 at San Jose
MOST GOALS, Game: 2, Feb. 2, 2011 at Edmonton
MOST ASSISTS, Game: 4, Jan. 4, 2010 at San Jose
LONGEST POINT STREAK: 5, 2x's (Feb. 8 to March 4, 2010: 1-6=7)
LONGEST GOAL STREAK: 2, 4x's (Last: Feb. 24 to Feb. 26, 2011: 2g)
LONGEST ASSIST STREAK: 4, 4x's (Last: Dec. 26 to Dec. 30, 2011: 5a)
CAREER POWER-PLAY GOALS: 17, Last: March 13, 2011 at Dallas
CAREER SHORT-HANDED GOALS: None
CAREER GAME-WINNING GOALS: 9, Last: Feb. 24, 2011 vs. Minnesota
CAREER PENALTY SHOTS: None
CAREER OVERTIME GOALS: 1, March 22, 2010 vs. Colorado
CAREER SHOOTOUT GOALS/ATTEMPTS: 2/6 (33 percent)
CAREER PLUS-MINUS: +16

DOUGHTY -vs- NHL

	GP	G	A	PTS	PIM		GP	G	A	PTS	PIM
ANA	18	0	5	5	16	NSH	12	2	2	4	6
BOS	5	1	2	3	2	NJ	3	1	0	1	0
BUF	3	0	2	2	2	NYI	5	2	1	3	6
CGY	12	1	2	3	8	NYR	4	0	0	0	4
CAR	3	0	0	0	0	OTT	3	1	0	1	2
CHI	11	1	3	4	4	PHI	5	2	2	4	2
COL	11	4	7	11	6	PHX	17	4	6	10	12
CBJ	12	2	12	14	10	PIT	3	0	2	2	2
DAL	17	1	7	8	8	SJ	18	1	10	11	12
DET	11	0	4	4	8	STL	12	1	7	8	10
EDM	12	4	3	7	10	TB	3	1	0	1	4
FLA	3	0	3	3	4	TOR	3	1	1	2	0
LA	-	-	-	-	-	VAN	12	0	3	3	32
MIN	11	2	6	8	8	WSH	4	1	1	2	0
MTL	3	0	0	0	0	WPG	3	0	2	2	0

CAREER REGULAR SEASON STATISTICS


Season	Team	Lge	REGULAR SEASON					PLAYOFFS				
			GP	G	A	Pts	PIM	GP	G	A	Pts	PIM
2008-09	Los Angeles Kings	NHL	81	6	21	27	56	-	-	-	-	-
2009-10	Los Angeles Kings	NHL	82	16	43	59	54	6	3	4	7	4
2010-11	Los Angeles Kings	NHL	76	11	29	40	68	6	2	2	4	8
NHL Totals			239	33	93	126	178	12	5	6	11	12
KINGS Totals			239	33	93	126	178	12	5	6	11	12

PERSONAL: Nickname: Dewy...Favorite movie: The Hangover...Favorite TV show: Entourage...Favorite actress: Jessica Alba...Favorite band: Eminem...Favorite NHL city, other than Los Angeles: Nashville...Favorite magazine: Maxim...Favorite sport other than hockey: soccer...Favorite hockey

moment: winning gold medal at 2010 Olympics...Favorite pro athlete: Frank Lampard...Favorite road arena: Bell Centre...Favorite vacation spot: Bermuda...Superstitions: putting equipment on right before left...First job: paper boy...Helps the environment by: recycling.



THE PLAYERS



DAVIS DREWISKE

44

Position: Defense / **Shoots:** Left

Height: 6-1 / **Weight:** 220

Age: 26 (Turns 27 on Nov. 22, 2011)

Birthplace: Hudson, Wis.
(Nov. 22, 1984)

ACQUIRED BY KINGS: Signed by the Kings as an unrestricted free agent on April 1, 2008.

2010-11: Blocked shot in 32 of 38 games (20 straight games Oct. 10-Nov. 24, 2010)...Played as a forward Dec. 4, 2010 vs. Detroit...Earned assist and plus-1 rating Nov. 20, 2010 at Boston...Earned assist Nov. 13, 2010 vs. NY Islanders...Five blocked shots Nov. 6, 2010 vs. Nashville...Earned assist in second straight game Oct. 28, 2010 at Dallas...Earned assist Oct. 27, 2010 at Chicago...Season high 20:12 Oct. 23, 2010 at Colorado...Plus-2 Oct. 21, 2010 at Phoenix...20:08 TOI Oct. 20, 2010 vs. Carolina...Assist, plus-2 rating and four blocked shots Oct. 15, 2010 vs. Vancouver.

2009-10: Played in 38 of club's first 43 games...Played as a forward Dec. 15, 2009 at Edmonton...Was season-high plus-10 after Nov. 2, 2009 game at Phoenix (tied for 4th overall in NHL, tied for 3rd among defensemen, second among rookies)...Signed three-year contract extension Oct. 23, 2009...Plus-5 in first six games (Oct. 3-14, 2009)...Scored first NHL goal Oct. 6, 2009 vs. San Jose (19th NHL game).

2008-09: Split season with Kings and Manchester...His three NHL points (all assists) came in last three Kings games of season (April 7-11, 2009)...First career multi-point game (two assists) April 11, 2009 vs. San Jose...First career NHL assist (and plus-2) April 7, 2009 at Edmonton (15th NHL game)...Ranked second among Manchester defensemen in points, assists and plus-minus (+5)...Named Manchester's American Specialty/AHL Man of the Year on March 26, 2009 for his outstanding contributions to the community and charitable organizations...Made NHL debut Feb. 3, 2009 at Ottawa...Recalled from Manchester two times during season.

2007-08: Finished senior year at University of Wisconsin (served as team captain), recording collegiate career-high 21 points (5-16=21) and 46 penalty minutes in all 40 games...Plus-6 rating...Tied for club lead among defensemen in goals, second among team d-men in points...Signed with Kings April 1, 2008 and finished season with Manchester...Made professional debut with Manchester April 4, 2008 at Lowell.

2006-07: 10 points (4-6=10) and 46 penalty minutes in 41 games at University of Wisconsin...Third among club defensemen in points...Tied for third overall on club in penalty minutes...One SHG tied for team lead.

2005-06: Four points (2-2=4) and 24 penalty minutes in 37 games at University of Wisconsin...All of his points came during conference play (23 games)...Helped University of Wisconsin capture NCAA Championship.

2004-05: Six points (1-5=6) and 20 penalty minutes in 34 games during freshman year at University of Wisconsin...Five of his six points came during conference play (24 games).

2003-04: 23 points (4-19=23) and 63 penalty minutes in 60 games in juniors with Des Moines (USHL)...Led club defensemen in goals, assists and points.

LAST AMATEUR CLUB: University of Wisconsin, NCAA.

PERSONAL: Nickname: Whiskey, Whiskey Bob...Wife: Megan...Favorite movie: Good Will Hunting...Favorite TV show: The Dan Patrick Show...Favorite band: The Telecasters...Favorite NHL city, other than Los Angeles: Chicago...Favorite book/magazine: The Grapes of Wrath, National Geographic...Favorite sport other than hockey: baseball...Favorite hockey moment: winning 2006 NCAA Championship...Favorite hockey player growing up: Adam Foote...Favorite road arena: Xcel Energy Center...Favorite food: anything on the grill...Favorite holiday: Christmas...Favorite website, other than LAKings.com: failblog.org...Favorite vacation spot: St. Croix River...Superstitions: pre-game nap, good meal...First job: mowing lawns...Wears jersey number because: assigned in training camp...Charities: supports Huntington's Disease Society of America...Helps the environment by: going green...If not a hockey player he would be: wishing he was a hockey player.

CAREER HIGHLIGHTS


FIRST NHL GAME: Feb. 3, 2009 at Ottawa
FIRST NHL GOAL: Oct. 6, 2009 vs. San Jose
FIRST NHL ASSIST: April 7, 2009 at Edmonton
MOST POINTS, Game: 2, 2x's
 (Last: Oct. 6, 2009 vs. San Jose)
MOST GOALS, Game: 1, Oct. 6, 2009 vs. San Jose
MOST ASSISTS, Game: 2, April 11, 2009 vs. San Jose
LONGEST POINT STREAK: 2,
 Oct. 27 to Oct. 28, 2010: 0-2=2
LONGEST GOAL STREAK: 1, Oct. 6, 2009: 1g
LONGEST ASSIST STREAK: 2,
 Oct. 27 to Oct. 28, 2010: 2a
CAREER POWER-PLAY GOALS: None
CAREER SHORT-HANDED GOALS: None
CAREER GAME-WINNING GOALS: None
CAREER PENALTY SHOTS: None
CAREER OVERTIME GOALS: None
CAREER SHOOTOUT GOALS/ATTEMPTS: None
CAREER PLUS-MINUS: -4

DREWISKE -vs- NHL

	GP	G	A	PTS	PIM		GP	G	A	PTS	PIM
ANA	5	0	0	0	0	NSH	5	0	0	0	2
BOS	1	0	1	1	2	NJ	2	0	0	0	2
BUF	1	0	0	0	0	NYI	3	0	1	1	2
CGY	6	0	0	0	4	NYR	1	0	1	1	0
CAR	2	0	0	0	0	OTT	3	0	1	1	0
CHI	7	0	1	1	10	PHI	2	0	0	0	2
COL	3	0	0	0	0	PHX	9	0	2	2	4
CBJ	3	0	1	1	4	PIT	2	0	0	0	0
DAL	6	0	1	1	9	SJ	7	1	3	4	2
DET	2	0	0	0	2	STL	5	0	0	0	2
EDM	5	0	1	1	2	TB	1	0	0	0	0
FLA	1	0	0	0	0	TOR	0	0	0	0	0
LA	-	-	-	-	-	VAN	5	0	1	1	2
MIN	5	0	1	1	0	WSH	2	0	0	0	0
MTL	1	0	0	0	0	WPG	2	0	0	0	0

CAREER REGULAR SEASON STATISTICS

Season	Team	Lge	REGULAR SEASON					PLAYOFFS				
			GP	G	A	Pts	PIM	GP	G	A	Pts	PIM
2007-08	Manchester Monarchs	AHL	5	0	0	0	6	4	0	1	1	6
2008-09	Manchester Monarchs	AHL	61	1	13	14	95	-	-	-	-	-
2008-09	Los Angeles Kings	NHL	17	0	3	3	18	-	-	-	-	-
2009-10	Los Angeles Kings	NHL	42	1	7	8	14	-	-	-	-	-
2010-11	Los Angeles Kings	NHL	38	0	5	5	19	-	-	-	-	-
NHL Totals			97	1	15	16	51	0	0	0	0	0
KINGS Totals			97	1	15	16	51	0	0	0	0	0





COLIN FRASER

24

Position: Center / **Shoots:** Left

Height: 6-1 / **Weight:** 191

Age: 26 (Turns 27 on Jan. 28, 2012)

Birthplace: Surrey, British Columbia
(Jan. 28, 1985)

ACQUIRED BY KINGS: From Edmonton with a seventh-round selection in the 2012 NHL Entry Draft for Ryan Smyth on June 26, 2011.

2010-11: Career high in penalty minutes...Third among Edmonton forwards with 2:39 short-handed TOI/gm... Second among Edmonton forwards in blocked shots (54)...Second career SHG March 26, 2011 vs. Calgary... Played in his 200th NHL game Jan. 15, 2011 at Los Angeles...Tied career high with two goals Nov. 12, 2010 at New Jersey...Career high 17 penalty minutes Oct. 26, 2010 at Calgary.

2009-10: Career highs in goals, assists, points and plus-minus (+6)...Goals in back-to-back games for first time in career April 9, 2010 at Colorado (two goals, tied a career high) and April 11, 2010 vs. Detroit...Career high two goals April 6, 2010 at Dallas...Assists in back-to-back games March 25, 2010 at Columbus and March 31, 2010 at Minnesota...Tied career high with two assists Jan. 7, 2010 at Boston...Points (1-3=4) in career high three straight games (Dec. 29, 2009 to Jan. 2, 2010)...Assists in back-to-back games for first time in career Dec. 31, 2009 vs. New Jersey and Jan. 2, 2010 at St. Louis (two assists, tied career high)...Played in his 100th NHL game Oct. 30, 2009 vs. Montreal...Helped Blackhawks capture Stanley Cup vs. Philadelphia.

2008-09: Career high in games played...Led Chicago forwards in blocked shots (47)...Second among Chicago forwards with 2:57 short-handed TOI/gm... First career SHG April 1, 2009 vs. St. Louis...Career high three points (1-2=3) Dec. 16, 2008 at Edmonton... Career high two assists Dec. 7, 2008 vs. Phoenix.

2007-08: Spent majority of season with Rockford... Played five games with Chicago (Nov. 30 to Dec. 9, 2008)...Second on Rockford in penalty minutes and plus-minus (+16)...Tied club lead in games played... Two goals and 32 penalty minutes Oct. 16, 2007 at San Antonio...Helped IceHogs advance to the AHL's Western Conference Semifinals...Second on club in playoff penalty minutes.

2006-07: Third on Norfolk in penalty minutes...Made NHL debut with Chicago Jan. 7, 2007 vs. Phoenix...Led Norfolk in playoff penalty minutes.

2005-06: Second on Norfolk in penalty minutes... Penalty (39 PIM) in 13 straight games (Oct. 21 to Nov. 20, 2005).

2004-05: Played final season of juniors with Red Deer (WHL)...214 points (74-140=214) and 640 penalty minutes in 269 games during four-year tenure at Red Deer...Made pro debut with Norfolk after Red Deer was eliminated from playoff contention.

LAST AMATEUR CLUB: Red Deer, WHL...Served as team captain...CHL Humanitarian of the Year and WHL Humanitarian of the Year (Doug Wickenheiser Memorial Trophy) in 2004-05.

TRANSACTIONS: Selected by Philadelphia in the third round (69th overall) in the 2003 NHL Entry Draft... Traded to Chicago by Philadelphia with Jim Vandermeer and a second-round selection in the 2004 NHL Entry Draft for Alex Zhamnov and a fourth-round selection in the 2004 NHL Entry Draft on Feb. 19, 2004...Traded To Edmonton by Chicago for a sixth-round selection in the 2010 NHL Entry Draft on June 24, 2010.

INTERNATIONAL PLAY: Played for Team Canada at the following tournament: World Junior Championships (2005, 6 GP, 1-4=5, gold medal).

PERSONAL: Nickname: Fraz, Frazzle...Off-season home: Sylvan Lake, Alberta...Wife: Carli...Kids: Calder (1)...Favorite movie: Rudy...Favorite TV show: American Idol...Favorite band: Nickelback...Favorite NHL city, other than Los Angeles: Chicago...Favorite sport other than hockey: golf...Favorite hockey moment: winning the Stanley Cup...Favorite pro athlete: Georges St. Pierre...Favorite hockey player growing up: Trevor Linden...Favorite road arena: Rogers Arena...Favorite food: turkey dinner...Favorite vacation spot: Sicamous, British Columbia...First job: landscaping...If not a hockey player he would be: teacher.

CAREER HIGHLIGHTS

FIRST NHL GAME: Jan. 7, 2007 vs. Phoenix (with Chicago)

FIRST NHL GOAL: Oct. 15, 2008 vs. Phoenix (with Chicago)

FIRST NHL ASSIST: Oct. 25, 2008 vs. Detroit (with Chicago)

MOST POINTS, Game: 3, Dec. 16, 2008 at Edmonton

MOST GOALS, Game: 2, 3x's (Last: Nov. 12, 2010 at New Jersey)

MOST ASSISTS, Game: 2, 4x's (Last: Jan. 7, 2010 at Boston)

LONGEST POINT STREAK: 3, Dec. 29, 2009 to Jan. 2, 2010: 1-3=4

LONGEST GOAL STREAK: 2, April 9 to April 11, 2010: 3g

LONGEST ASSIST STREAK: 2, 2x's (Last: March 25 to March 31, 2010: 2a)

CAREER POWER-PLAY GOALS: None

CAREER SHORT-HANDED GOALS: 2, Last: March 26, 2011 vs. Calgary

CAREER GAME-WINNING GOALS: None

CAREER PENALTY SHOTS: None

CAREER OVERTIME GOALS: None

CAREER SHOOTOUT GOALS/ATTEMPTS: 0/1 (0 percent)

CAREER PLUS-MINUS: +4


FRASER -vs- NHL

	GP	G	A	PTS	PIM		GP	G	A	PTS	PIM
ANA	12	0	2	2	2	NSH	14	0	2	2	0
BOS	4	0	2	2	9	NJ	5	2	1	3	0
BUF	3	0	0	0	0	NYI	2	0	0	0	2
CGY	14	2	3	5	36	NYR	4	0	0	0	17
CAR	3	0	0	0	0	OTT	4	0	0	0	4
CHI	4	0	0	0	0	PHI	2	0	0	0	0
COL	12	2	3	5	24	PHX	12	3	2	5	14
CBJ	14	0	2	2	5	PIT	3	0	0	0	2
DAL	11	4	0	4	5	SJ	12	0	0	0	2
DET	15	1	1	2	2	STL	15	1	2	3	16
EDM	8	1	3	4	7	TB	3	0	0	0	2
FLA	4	0	1	1	2	TOR	4	0	0	0	0
LA	10	0	0	0	5	VAN	11	0	0	0	2
MIN	11	0	1	1	4	WSH	3	0	0	0	4
MTL	3	0	0	0	2	WPG	2	0	0	0	0

CAREER REGULAR SEASON STATISTICS

Season	Team	Lge	REGULAR SEASON					PLAYOFFS				
			GP	G	A	Pts	PIM	GP	G	A	Pts	PIM
2004-05	Norfolk Admirals	AHL	3	0	0	0	20	6	1	0	1	2
2005-06	Norfolk Admirals	AHL	75	12	13	25	145	4	0	0	0	7
2006-07	Norfolk Admirals	AHL	67	12	24	36	158	6	1	0	1	21
2006-07	Chicago Blackhawks	NHL	1	0	0	0	2	—	—	—	—	—
2007-08	Rockford IceHogs	AHL	75	17	24	41	165	12	1	2	3	28
2007-08	Chicago Blackhawks	NHL	5	0	0	0	7	—	—	—	—	—
2008-09	Chicago Blackhawks	NHL	81	6	11	17	55	2	0	0	0	2
2009-10	Chicago Blackhawks	NHL	70	7	12	19	44	3	0	0	0	0
2010-11	Edmonton Oilers	NHL	67	3	2	5	60	—	—	—	—	—
NHL Totals			224	16	25	41	168	5	0	0	0	2
KINGS Totals			0	0	0	0	0	0	0	0	0	0





SIMON GAGNE

Position: Left Wing / **Shoots:** Left

Height: 6-1 / **Weight:** 195

Age: 31 (Turns 32 on Feb. 29, 2012)

Birthplace: Ste. Foy, Quebec
(Feb. 29, 1980)

12

ACQUIRED BY KINGS: Signed by the Kings as an unrestricted free agent on July 2, 2011.

2010-11: Two goals in back-to-back games (March 25, 2011 vs. Carolina and March 26, 2011 at Carolina)...PLAYOFFS: Helped Lightning advance to Eastern Conference Finals.

2009-10: Recorded 500th NHL point Jan. 9, 2010 vs. Tampa Bay...Third career hat trick and tied career high with four points (3-1=4) Dec. 30, 2009 at NY Rangers...PLAYOFFS: Helped Flyers advance to Stanley Cup Finals before losing to Chicago...First on club in PPG (5, tied for first in NHL) and tied for second in GWG (2)...Scored OT game-winner in Game 4 of CSF vs Boston.

2008-09: Second on Philadelphia in goals, tied for second in assists (career high), second in PPG (12), and tied for second in SHG (4, tied for fourth in NHL)...Tied career high with assists (6a) in six straight games (March 3-14, 2009)...Points (5-11=16) in career high nine straight games (Nov. 8-26, 2008)...Assists (9a) in career high six straight games (Nov. 15-26, 2008)...Scored two short-handed goals Nov. 13, 2008 at Pittsburgh...Tied career high with four points (2-2=4) Oct. 28, 2008 at Atlanta...Named an alternate captain for Philadelphia on Sept. 17, 2008...PLAYOFFS: Led club in goals.

2007-08: Recorded 200th NHL assist Jan. 20, 2008 vs. Ottawa.

2006-07: Flyers MVP (Bobby Clarke Trophy)...Led Philadelphia in points, goals (ninth in NHL), PPG (13), PPP (21), GWG (4) and tied for second in SHG (2)...18 goals in final 25 games of season (Feb. 3-April 8, 2007)...Played in 500th NHL game April 5, 2007 vs. New Jersey...Recorded 200th NHL goal Feb. 7, 2007 vs. NY Islanders...Tied career high with goals (7g) in five straight games (Feb. 8-17, 2007)...Named to 2007 NHL All-Star Team (second appearance).

2005-06: Flyers MVP (Bobby Clarke Trophy)...Led Philadelphia in points (career high), goals (seventh in NHL, career high) and plus-minus (+31, tied for sixth in NHL, tied career high)...Tied for first on club in GWG (7) and second in PPG (12)...First Quebec-born player to score 40 goals in a season since Mario Lemieux (1996-97)...Tied career high with three assists Jan. 14, 2006 vs. Colorado...Second career hat trick and tied career high with four points (3-1=4) Nov. 5, 2005 vs. Atlanta...Career high four points (2-2=4) Oct. 14, 2005 vs. Pittsburgh...24 points (16-8=24) in first 13 games of season (Oct. 5-Nov. 8, 2005)...Goals (7g) in career-high five-straight games (Oct. 5-15, 2005)...PLAYOFFS: Second on club in goals, tied for second in points.

2003-04: Second on Philadelphia in goals and first in GWG (6)...Scored GWG on penalty shot Feb. 21, 2004 vs. Atlanta (vs. Pasi Nurminen)...Recorded 100th NHL goal Feb. 4, 2004 vs. Washington...PLAYOFFS: Helped Flyers advance to Eastern Conference Finals...Tied for second on club in goals, tied for fifth in NHL in plus-minus (+10)...Scored OT game-winner in Game 6 of ECF vs. Tampa Bay.

2002-03: Tied for second on Philadelphia in plus-minus (+20)...Recorded 100th NHL assist Nov. 2, 2002 vs. Washington...PLAYOFFS: Helped Flyers advance to Eastern Conference Semifinals...Tied for second on club in goals.

2001-02: Led Philadelphia in goals and GWG (7, tied for ninth in NHL)...Second on club in points and plus-minus (+31, tied for third in NHL, career high)...First career hat trick March 2, 2002 at NY Rangers...Tied career high with three assists Dec. 18, 2001 vs. St. Louis.

2000-01: Shared Pelle Lindbergh Memorial Trophy (most improved Flyers player)...Tied for second on Philadelphia in goals, first in plus-minus (+24) and second in GWG (7)...Tied career high with three assists Jan. 31, 2001 at Pittsburgh...Two goals (including GWG) at 2001 NHL All-Star Game (first appearance)...Career high three assists Oct. 24, 2000 at NY Rangers...PLAYOFFS: Led club in goals and PPG (2).

1999-00: Named to NHL's All-Rookie Team...NHL rankings among rookies were the following: fourth in points, second in goals, third in assists, tied for seventh in plus-minus (+11), tied for first in PPG (8), second in PPA (13), second in PPP (21) and tied for first in GWG (4)...NHL Rookie of the Month for December 1999...PLAYOFFS: Helped Flyers advance to Eastern Conference Finals...NHL rankings among rookies were the following: tied for first in points, tied for first in goals, tied for fourth in assists and first in PPG (2).

LAST AMATEUR CLUB: Quebec (QMJHL)...Had No. 12 retired by Quebec Sept. 14, 2001...QMJHL Second-Team All-Star in 1998-99.

TRANSACTIONS: Selected by Philadelphia in the first round (22nd overall) in the 1998 NHL Entry Draft...Traded to Tampa Bay by Philadelphia for Matt Walker and the Flyers' fourth-round selection in the 2011 NHL Entry Draft on July 19, 2010.

INTERNATIONAL PLAY: Played for Team Canada at the following tournaments: Olympics (2006, 6 GP, 1-2=3), (2002, 6 GP, 1-3=4, gold medal)...World Championships (2005, 9 GP, 3-7=10, silver medal)...World Junior Championships (1999, 7 GP, 7-1=8, gold medal, scored four goals in one game to tie Team Canada record)...Other (2004 World Cup of Hockey, 6 GP, 1-1=2, gold medal).

PERSONAL: Nickname: Gags...Off-season home: Quebec City...Wife: Karine...Kids: Matthew (2 1/2), Lily Mose (9 months)...Favorite movie: Old School...Favorite TV show: Entourage...Favorite actor: Will Ferrell...Favorite band: Metallica, U2...Favorite NHL city, other than Los Angeles: New York City, Montreal...Favorite magazine: duPont REGISTRY...Favorite sport other than hockey: golf...Favorite hockey moment: winning gold medal at 2002 Olympics...Favorite pro athlete: Tiger Woods...Favorite hockey player growing up: Joe Sakic...Favorite road arena: Madison Square Garden...Favorite vacation spot: Bahamas...Charities: hosts golf tournament in Quebec City benefiting leukemia...If not a hockey player he would be: policeman.

CAREER HIGHLIGHTS

FIRST NHL GAME: Oct. 2, 1999 vs. Ottawa (with Philadelphia)

FIRST NHL GOAL: Oct. 2, 1999 vs. Ottawa (with Philadelphia)

FIRST NHL ASSIST: Oct. 14, 1999 vs. Montreal (with Philadelphia)

MOST POINTS, Game: 4, 4x's (Last: Dec. 30, 2009 at NY Rangers)

MOST GOALS, Game: 3, 3x's (Last: Dec. 30, 2009 at NY Rangers)

MOST ASSISTS, Game: 3, 4x's (Last: Jan. 14, 2006 vs. Colorado)

LONGEST POINT STREAK: 9, Nov. 8 to Nov. 26, 2008: 5-11=16

LONGEST GOAL STREAK: 5, 2x's (Last: Feb. 8 to Feb. 17, 2007: 7g)

LONGEST ASSIST STREAK: 6, 2x's (Last: March 3 to March 14, 2009: 6a)

CAREER POWER-PLAY GOALS: 79, Last: March 25, 2011 vs. Carolina

CAREER SHORT-HANDED GOALS: 11, Last: Nov. 13, 2008 at Pittsburgh

CAREER GAME-WINNING GOALS: 50, Last: Feb. 25, 2011 vs. New Jersey

CAREER PENALTY SHOTS: 3/3, Last: Feb. 14, 2009 vs. NY Islanders (vs. Danis) - Scored

CAREER OVERTIME GOALS: 7, Last: Nov. 30, 2010 at Toronto

CAREER SHOOTOUT GOALS/ATTEMPTS: 6/22 (27 percent)

CAREER PLUS-MINUS: +131

GAGNE -vs- NHL

	GP	G	A	PTS	PIM		GP	G	A	PTS	PIM
ANA	8	3	5	8	6	NSH	10	3	4	7	0
BOS	35	14	11	25	8	NJ	53	21	10	31	14
BUF	33	13	17	30	23	NYI	53	21	20	41	28
CGY	9	0	6	6	6	NYR	55	24	21	45	22
CAR	38	22	13	35	10	OTT	36	9	16	25	27
CHI	11	5	8	13	4	PHI	3	0	2	2	2
COL	11	5	8	13	6	PHX	10	1	4	5	2
CBJ	9	1	2	3	4	PIT	53	19	23	42	14
DAL	12	4	4	8	2	SJ	9	1	3	4	2
DET	11	4	4	8	4	STL	10	2	8	10	8
EDM	10	4	2	6	0	TB	34	10	15	25	24
FLA	41	19	14	33	18	TOR	38	10	12	22	10
LA	6	5	0	5	4	VAN	9	5	5	10	0
MIN	7	1	4	5	0	WSH	38	18	19	37	18
MTL	36	11	16	27	22	WPG	39	21	12	33	10

CAREER REGULAR SEASON STATISTICS

Season	Team	Lge	REGULAR SEASON					PLAYOFFS				
			GP	G	A	Pts	PIM	GP	G	A	Pts	PIM
1999-00	Philadelphia Flyers	NHL	80	20	28	48	22	17	5	5	10	2
2000-01	Philadelphia Flyers	NHL	69	27	32	59	18	6	3	0	3	0
2001-02	Philadelphia Flyers	NHL	79	33	33	66	32	5	0	0	0	2
2002-03	Philadelphia Flyers	NHL	46	9	18	27	16	13	4	1	5	6
2003-04	Philadelphia Flyers	NHL	80	24	21	45	29	18	5	4	9	12
2005-06	Philadelphia Flyers	NHL	72	47	32	79	38	6	3	1	4	2
2006-07	Philadelphia Flyers	NHL	76	41	27	68	30	—	—	—	—	—
2007-08	Philadelphia Flyers	NHL	25	7	11	18	4	—	—	—	—	—
2008-09	Philadelphia Flyers	NHL	79	34	40	74	42	6	3	1	4	2
2009-10	Philadelphia Flyers	NHL	58	17	23	40	47	19	9	3	12	0
2010-11	Tampa Bay Lightning	NHL	63	17	23	40	20	15	5	7	12	4
NHL Totals			727	276	288	564	298	105	37	22	59	30
KINGS Totals			0	0	0	0	0	0	0	0	0	0



THE PLAYERS




LOS ANGELES KINGS

1.888.KINGS.LA | LAKINGS.COM

PRIDE=PASSION=POWER

43



MATT GREENE

Position: Defense / **Shoots:** Right

Height: 6-3 / **Weight:** 232

Age: 28 (Turns 29 on May 13, 2012)

Birthplace: Grand Ledge, Mich.

(May 13, 1983)

2

ACQUIRED BY KINGS: From Edmonton with Jarret Stoll for Lubomir Visnovsky on June 29, 2008.

2010-11: Tied career high in goals...Kings Most Inspirational Player (Ace Bailey Memorial Award) and Kings Unsung Hero...Kings rankings were the following: fourth in penalty minutes (70), third in blocked shots (105) and second in hits (243, which ranked second in the NHL among defensemen and ninth overall)...Hit in 68 of 71 games...20+ TOI seven times...Scored GWG April 2, 2011 vs. Dallas...Scored first goal in 73 games Feb. 17, 2011 at NY Rangers...Played in 200th game as a King Feb. 10, 2011 at Pittsburgh...Recorded assist, four hits and six blocked shots Jan. 18, 2011 at St. Louis...Recorded seven hits Dec. 4, 2010 vs. Detroit...Recorded eight hits Dec. 2, 2010 vs. Florida...Recorded seven hits Nov. 20, 2010 at Boston...Activated from non-roster list and made season debut Oct. 23, 2010 at Colorado...Missed first six games of season recovering from off-season shoulder surgery...PLAYOFFS: Second on club in hits (22), tied for second in penalty minutes.

2009-10: Tied career high in goals...Kings Most Inspirational Player (Ace Bailey Memorial Award)...Ninth in NHL (third among defensemen) in hits (238)...Blocked shot in 55 of 75 games (led Kings with 126)...Played in 300th NHL game March 22, 2010 vs. Colorado...Scored second goal of season Jan. 28, 2010 at Columbus...Played in 160 consecutive games from Jan. 20, 2008-Jan. 9, 2010 before being sidelined with a lower body injury...Scored GWG Nov. 25, 2009 at Edmonton...Played in 100th game as a King Nov. 9, 2009 at Chicago...PLAYOFFS: Fourth on Kings in hits (22).

2008-09: Recorded career-highs in goals, assists, points, penalty minutes, shots (76) and games played...One of five Kings to play in all 82 games...Led Kings (10th in NHL) in blocked shots (167)...Second on Kings in hits (206)...Two assists Feb. 18, 2009 at Anaheim...Played in 200th NHL game Feb. 3, 2009 at Ottawa...First career multi-point game Jan. 20, 2009 at Minnesota (both assists)...First goal as a King (first NHL goal since Dec. 14, 2006) Dec. 15, 2008 vs. San Jose...Signed to five-year contract extension Oct. 17, 2008...Named an alternate captain Oct. 8, 2008.

2007-08: Season-high six hits April 3, 2008 at Vancouver...Season-high five blocked shots March 26, 2008 at Minnesota...Plus or even rating in 34 of 46 games...Suffered a leg and ankle injury Oct. 30, 2007 and missed 34 games.

2006-07: Led Edmonton in penalty minutes, ranked second in hits (135) and blocked shots (143)...Played in 100th NHL game March 27, 2007 at Nashville.

2005-06: Plus or even rating in 18 of 27 games with Edmonton...Selected to PlanetUSA's 2006 AHL All-Star Team, but did not play due to call-up to Edmonton...PLAYOFFS: Helped Oilers advance to Stanley Cup Finals before losing to Carolina in Game 7...Second on Edmonton in penalty minutes.

LAST AMATEUR CLUB: University of North Dakota, NCAA...31 points (3-28=31) and 347 penalty minutes (fourth most in school history) in 122 games during three-year tenure...UND's team captain in 2004-05 (led club to NCAA championship game)...UND qualified for NCAA championship tournament all three years he attended and compiled 81-35-13 record (2002-03 through 2004-05)...WCHA All-Academic Team in 2003-04 and 2004-05.

TRANSACTIONS: Selected by Edmonton in the second round (44th overall) in the 2002 NHL Entry Draft.

INTERNATIONAL PLAY: Played for Team USA at the following tournaments: World Championships (2010, 6 GP, 0-1=1, alternate captain), (2008, 7 GP, 0-0=0, 38 PIM second most in tournament), (2007, 7 GP, 0-2=2)...World Junior Championships (2003, 7 GP, 0-1=1, 34 PIM led club)...World U18 Championships (2001, 6 GP, 0-1=1)...Other (2002 Junior Select Team at the Viking Cup), (2000 Five Nations Tournament, silver medal).

PERSONAL: Nickname: Greener...Girlfriend: Alyssa...Pet: bulldog (Mickey Rourke)...Favorite movie...The Usual Suspects...Favorite TV show: Tosh.0...Favorite actor: Mickey Rourke...Favorite band: The Telecasters...Favorite book: The Alchemist...Favorite sport other than hockey: wiffleball...Favorite hockey moment: Stanley Cup run in 2006...Favorite pro athlete: Alan Trammell...Favorite hockey player growing up: Bob Rouse...Favorite road arena: Rexall Place...Favorite food: sushi...Favorite holiday: Halloween...First job: at a tire store...Helps the environment by: recycling...If not a hockey player he would be: fireman.

CAREER HIGHLIGHTS


FIRST NHL GAME: Dec. 30, 2005 vs. Nashville (with Edmonton)
FIRST NHL GOAL: Dec. 14, 2006 vs. Minnesota (with Edmonton)
FIRST NHL ASSIST: Jan. 25, 2006 at Anaheim (with Edmonton)
MOST POINTS, Game: 2, 2x's (Last: Feb. 18, 2009 at Anaheim)
MOST GOALS, Game: 1, 7x's (Last: April 2, 2011 vs. Dallas)
MOST ASSISTS, Game: 2, 2x's (Last: Feb. 18, 2009 at Anaheim)
LONGEST POINT STREAK: 2, 4x's (Last: April 2 to April 4, 2011: 1-1=2)
LONGEST GOAL STREAK: 1, 7x's (Last: April 2, 2011: 1g)
LONGEST ASSIST STREAK: 1, 40x's (Last: April 4, 2011: 1a)
CAREER POWER-PLAY GOALS: None
CAREER SHORT-HANDED GOALS: None
CAREER GAME-WINNING GOALS: 2, Last: April 2, 2011 vs. Dallas
CAREER PENALTY SHOTS: None
CAREER OVERTIME GOALS: None
CAREER SHOOTOUT GOALS/ATTEMPTS: None
CAREER PLUS-MINUS: -23


GREENE -vs- NHL

	GP	G	A	PTS	PIM		GP	G	A	PTS	PIM
ANA	23	0	4	4	29	NSH	18	1	1	2	12
BOS	5	0	0	0	5	NJ	4	0	0	0	13
BUF	5	0	0	0	13	NYI	5	0	0	0	4
CGY	26	0	3	3	23	NYR	5	1	0	1	6
CAR	3	0	1	1	0	OTT	4	0	0	0	0
CHI	18	0	1	1	22	PHI	6	0	0	0	4
COL	26	0	4	4	48	PHX	26	0	4	4	25
CBJ	18	1	3	4	11	PIT	4	0	0	0	8
DAL	23	1	1	2	47	SJ	25	1	2	3	24
DET	19	0	5	5	20	STL	16	0	2	2	24
EDM	11	1	0	1	11	TB	5	0	0	0	9
FLA	5	0	0	0	2	TOR	5	0	2	2	2
LA	6	0	0	0	8	VAN	26	0	0	0	43
MIN	29	1	4	5	32	WSH	5	0	2	2	9
MTL	4	0	0	0	7	WPG	4	0	1	1	8

CAREER REGULAR SEASON STATISTICS

Season	Team	Lge	REGULAR SEASON					PLAYOFFS				
			GP	G	A	Pts	PIM	GP	G	A	Pts	PIM
2005-06	Iowa Stars	AHL	26	2	5	7	47	—	—	—	—	—
2005-06	Edmonton Oilers	NHL	27	0	2	2	43	18	0	1	1	34
2006-07	Edmonton Oilers	NHL	78	1	9	10	109	—	—	—	—	—
2007-08	Edmonton Oilers	NHL	46	0	1	1	53	—	—	—	—	—
2007-08	Springfield Falcons	AHL	1	0	0	0	0	—	—	—	—	—
2008-09	Los Angeles Kings	NHL	82	2	12	14	111	—	—	—	—	—
2009-10	Los Angeles Kings	NHL	75	2	7	9	83	6	0	1	1	0
2010-11	Los Angeles Kings	NHL	71	2	9	11	70	6	0	0	0	14
	NHL Totals		379	7	40	47	469	30	0	2	2	48
	KINGS Totals		228	6	28	34	264	12	0	1	1	14





JACK JOHNSON

3

Position: Defense / **Shoots:** Left

Height: 6-1 / **Weight:** 231

Age: 24 (Turns 25 on Jan. 13, 2012)

Birthplace: Indianapolis, Ind.

(Jan. 13, 1987)

ACQUIRED BY KINGS: From Carolina with Oleg Tverdovsky for Eric Belanger and Tim Gleason on Sept. 29, 2006.

2010-11: NHL rankings among defensemen were the following: tied for third in PPA (25, tied for fifth overall), tied for fourth in PPP (28)...Kings rankings were the following: second in assists, second in TOI/gm (23:11) and first in blocked shots (133)...One of six Kings to play in all 82 regular season games...Set career highs in assists and points...Had nine multi-point games (Kings were 7-2-0 in those games)...20+ TOI 73 of 82 games (23+ minutes 43x, 25+ minutes 22x)...Earned 100th NHL point April 9, 2011 vs. Anaheim...Three points (1-2=3) Feb. 2, 2011 at Edmonton...Tied career high with three assists Jan. 8, 2011 vs. Columbus (signed to seven-year contract extension same day)...16 points (3-13=16) in 16-game span (Dec. 9, 2010-Jan. 8, 2011)...Points (2-5=7) in career high six straight games (Dec. 21-30, 2010)...Assists (5a) in career high five straight games (Dec. 21-29, 2010)...11 assists and 12 points (1-11=12) in nine-game span (Oct. 23 to Nov. 13, 2010)...Seven assists in five-game span (Oct. 23-30, 2010)...Tied career high with three assists Oct. 28, 2010 at Dallas...PLAYOFFS: Led club in assists, tied for lead in points.

2009-10: Career high in goals...Second on Kings with 22:36 TOI/gm...Tied for first among NHL defensemen in shootout goals (6), tied for ninth overall...First among NHL defensemen in shootout attempts (17), tied for second overall (Kings single-season record)...20+ TOI 66 of 80 games (25+ TOI 13 times)...Had eight multi-point games (Kings were 8-0-0 in those games)...Played 200th NHL game April 11, 2010 at Colorado...Career high four points and three assists Feb. 4, 2010 vs. Anaheim...Seven points (1-6=7) in six-game span (Dec. 1-10, 2009)...PLAYOFFS: Led club in assists, tied for lead in points...Set Kings playoff record for points in one series by a defenseman...Tied for second on club in blocked shots (10)...Tied Kings playoff record for a defenseman with three assists in Game 3 vs. Vancouver.

2008-09: Tied for first among Kings defensemen in goals and PPG (3)...Tied for first among NHL defensemen (tied for first overall on Kings) in shootout goals (3)...Scored in two straight games March 28, 2009 at Nashville and March 31, 2009 vs. Dallas...Played in 100th NHL game March 1, 2009 at Chicago...First career multi-point game (1-1=2) Feb. 16, 2009 vs. Atlanta...Suffered shoulder injury Oct. 13, 2008 (second game of season) and missed 41 games.

2007-08: Kings Best Newcomer (Mark Bavis Memorial Award) and Outstanding Defenseman...23+ TOI 25 times (15 of last 20 games)...Third among NHL rookies (third overall on Kings) with 21:41 TOI/gm...Second among rookies (second overall on Kings) in blocked

shots (136)...Suffered foot injury March 18, 2008 and missed final eight games of season...Career high 31:44 TOI Feb. 10, 2008 at Columbus...Participated at YoungStars event as part of the 2008 NHL All-Star Game festivities.

2006-07: Made NHL debut March 29, 2007 vs. Vancouver...21:22 TOI/gm in five games after signing with Kings on March 27, 2007...Signed with Kings after completing sophomore season at University of Michigan.

LAST AMATEUR CLUB: University of Michigan, NCAA...CCHA's Best Offensive Defenseman and All-CCHA First Team (received 10 first-place votes, most of any player on ballot) in 2006-07...His 16 goals in 2006-07 was second highest single-season total by U-M defenseman (most by sophomore defenseman)...CCHA All-Rookie and finalist for CCHA Best Offensive Defenseman in 2005-06...Set U-M freshman record for points among defenseman with 32 (10-22=32) in 2005-06.

TRANSACTIONS: Selected by Carolina in the first round (3rd overall) in the 2005 NHL Entry Draft.

INTERNATIONAL PLAY: Played for Team USA at the following tournaments: Olympics (2010, 6 GP, 0-1=1, silver medal)...World Championships (2011, 7 GP, 1-2=3), (2010, 6 GP, 0-3=3, team captain), (2009, 9 GP, 5-2=7, led tournament defenseman in goals), (2007, 7 GP, 1-1=1)...World Junior Championships (2007, 7 GP, 3-0=3, bronze medal), (2006, 7 GP, 1-5=6, All-Star selection)...World U18 Championships (2005, 6 GP, 0-2=2, 35 PIM, gold medal), (2004, 6 GP, 2-0=2, silver medal)...Other (2005 Five Nations Tournament, gold medal), (2004 Compuware Four Nations Cup, gold medal), (2004 World U17 Hockey Challenge).

PERSONAL: Nickname: JJ...Off-season home: Ann Arbor...Favorite movie: Gladiator...Favorite TV show: Hard Knocks...Favorite actress: Kate Beckinsale...Favorite NHL city, other than Los Angeles: Detroit...Favorite magazine: duPont REGISTRY...Favorite sport other than hockey: football...Favorite hockey moment: 2010 Winter Olympics...Favorite pro athlete: Brian Cushing...Favorite hockey player growing up: Alexei Kovalev...Favorite road arena: Madison Square Garden...Favorite food: sushi...Favorite holiday: 4th of July...Favorite vacation spot: Las Vegas...First job: grounds crew at a golf course...Wears jersey number because: his father wore same number...If not a hockey player he would be: playing football...Miscellaneous: started collecting cars.

CAREER HIGHLIGHTS

FIRST NHL GAME: March 29, 2007 vs. Vancouver
FIRST NHL GOAL: Oct. 19, 2007 at Vancouver
FIRST NHL ASSIST: Oct. 10, 2007 at Dallas
MOST POINTS, Game: 4, Feb. 4, 2010 vs. Anaheim
MOST GOALS, Game: 1, 17x's
 (Last: April 8, 2010 vs. Phoenix)
MOST ASSISTS, Game: 3, Feb. 4, 2010 vs. Anaheim
LONGEST POINT STREAK: 2, 10x's
 (Last: April 8 to April 10, 2010: 1-1=2)
LONGEST GOAL STREAK: 2,
 March 28 to March 31, 2009: 2g
LONGEST ASSIST STREAK: 2, 5x's
 (Last: March 6 to March 8, 2010: 2a)
CAREER POWER-PLAY GOALS: 6,
 Last: April 3, 2010 vs. Anaheim
CAREER SHORT-HANDED GOALS: None
CAREER GAME-WINNING GOALS: None
CAREER PENALTY SHOTS: None
CAREER OVERTIME GOALS: None
CAREER SHOOTOUT GOALS/ATTEMPTS: 9/23
 (39 percent)
CAREER PLUS-MINUS: -57

JOHNSON -vs- NHL


	GP	G	A	PTS	PIM		GP	G	A	PTS	PIM
ANA	19	2	10	12	12	NSH	14	1	1	2	4
BOS	5	0	0	0	2	NJ	4	1	2	3	0
BUF	3	0	2	2	4	NYI	6	0	2	2	2
CGY	13	0	3	3	12	NYR	4	0	2	2	4
CAR	2	0	0	0	0	OTT	4	0	1	1	4
CHI	15	1	4	5	4	PHI	5	1	0	1	4
COL	13	1	5	6	12	PHX	23	2	6	8	26
CBJ	13	0	6	6	8	PIT	4	0	1	1	4
DAL	22	2	9	11	20	SJ	24	1	3	4	10
DET	13	1	0	1	4	STL	13	0	3	3	34
EDM	14	2	5	7	20	TB	2	0	0	0	2
FLA	2	1	0	1	2	TOR	3	1	0	1	4
LA	-	-	-	-	-	VAN	17	2	4	6	10
MIN	15	2	7	9	14	WSH	3	0	0	0	6
MTL	4	0	1	1	2	WPG	3	1	1	2	2

CAREER REGULAR SEASON STATISTICS

Season	Team	Lge	REGULAR SEASON					PLAYOFFS				
			GP	G	A	PTS	PIM	GP	G	A	PTS	PIM
2006-07	Los Angeles Kings	NHL	5	0	0	0	18	-	-	-	-	-
2007-08	Los Angeles Kings	NHL	74	3	8	11	76	-	-	-	-	-
2008-09	Los Angeles Kings	NHL	41	6	5	11	46	-	-	-	-	-
2009-10	Los Angeles Kings	NHL	80	8	28	36	48	6	0	7	7	6
2010-11	Los Angeles Kings	NHL	82	5	37	42	44	6	1	4	5	0
NHL Totals			282	22	78	100	232	12	1	11	12	6
KINGS Totals			282	22	78	100	232	12	1	11	12	6



THE PLAYERS



ANZE KOPITAR

11

Position: Center / **Shoots:** Left
Height: 6-3 / **Weight:** 225
Age: 24 (Turns 25 on Aug. 24, 2012)
Birthplace: Jesenice, Slovenia
 (Aug. 24, 1987)

ACQUIRED BY KINGS: Selected by the Kings in the first round (11th overall) in the 2005 NHL Entry Draft.

200-11: Kings MVP (Bill Libby Memorial Award), Best Defensive Player, Most Popular Player and recipient of Kings Leading Scorer Award...Played in club record 330 consecutive games (March 21, 2007 to March 26, 2011) before suffering lower body injury...At the time of injury his NHL rankings were the following: tied for seventh in assists (career high), 10th in points, tied for 13th in plus-minus (+25, career high) and tied for seventh in TOI among forwards (21:35)...At the time of injury he led the Kings in the following categories: points, goals (tied with Dustin Brown), assists, plus-minus, GWG (six), shots (233) and takeaways (62)...The Kings are 77-30-10 all-time when he scores a goal (18-3-0 in 2010-11)...Led Kings with 20 multi-point games (Kings were 14-4-2 in those games)...Scored 25th goal March 15, 2011 at Nashville – has scored 25+ goals four straight seasons...Last King to do that was Ziggy Palffy (1999-00 through 2002-03)...Second career hat trick March 11, 2011 at Columbus...Scored 20th goal Feb. 26, 2011 vs Colorado – has scored 20+ goals in each of his first five NHL seasons...Last King to do that was Luc Robitaille (1986-87 through 1993-94)...Two goals for Team Lidstrom at 2011 NHL All-Star Game Jan. 30, 2011 in Raleigh, N.C. (second appearance)...Earned 200th NHL assist Jan. 6, 2011 vs Nashville...Scored GWG three straight games (Dec. 2-9, 2010)...Assists (7a) in career high six straight games (Nov. 6-19, 2010)...Earned 300th NHL point Nov. 13, 2010 vs NY Islanders.

2009-10: Set career highs in goals, assists in points...Led Kings in goals, assists, points, PPG (14, tied for third in NHL), PPP (38, third in NHL), PPA (24, tied for seventh in NHL), shootout goals (8, tied for first in NHL) and shots (259)...Led Kings with 18 multi-point games (Kings were 15-1-2 in those games)...One of three Kings to play in all 82 games...Kings MVP (Bill Libby Memorial Award) and recipient of Kings Leading Scorer Award...Points in 16 of 17 games (Jan. 21 to March 10, 2010)...Eight-game point streaks (7-8=15) Jan. 21-Feb. 4, 2010 and (5-4=9) Feb. 8-March 10, 2010 (streaks tied career high)...Played in 300th NHL game March 6, 2010 vs. Montreal...Tied career high with four points (2-2=4) Feb. 4, 2010 vs. Anaheim...Earned 100th NHL goal Jan. 28, 2010 at Columbus...Earned points (10-11=21) in 11 of first 12 games (Oct. 3-25, 2009)...NHL No. 1 Star of the Week Oct. 26, 2010 (6-3=9)...First career hat trick Oct. 22, 2010 vs. Dallas...PLAYOFFS: Tied for third on club in points...Led Kings with 18 shots...Scored OT game-winner in Game 2 at Vancouver.

2008-09: Recipient of Kings Leading Scorer Award...Led Kings in points and assists (second in goals)...One of five Kings to play in all 82 games...Had 16 multi-

point games (Kings were 13-2-1 in those games)...Earned 200th NHL point March 28, 2009 at Nashville...Career-high four-game goal (4-3=7) streak (March 1-7, 2009)...Tied career-high with four points (2-2=4) Feb. 16, 2009 vs. Atlanta...Played in 200th NHL game Jan. 21, 2009 at Colorado...Earned 100th NHL assist Dec. 6, 2008 vs. Columbus...Signed to seven-year contract extension Oct. 11, 2008...Named an alternate captain Oct. 8, 2008.

2007-08: Kings MVP (Bill Libby Memorial Award) and recipient of Kings Leading Scorer Award...Second youngest King to win award (20 years, 7 months, 12 days)...Jimmy Carson was the youngest (19 years, 8 months, 14 days)...Led Kings in points, assists and takeaways (52), while tying for the club lead in PPG (12)...One of four Kings to play in all 82 games...Named to 2008 NHL All-Star Team...Earned 100th NHL point Jan. 3, 2008 vs. Columbus...Eight-game point (6-6=12) streak (Nov. 28-Dec. 12, 2007)...Four assists Dec. 6, 2007 vs. Buffalo...Played in 100th NHL game Dec. 6, 2007 vs. Buffalo.

2006-07: Kings Best Newcomer and Most Popular Player...First-ever native of Slovenia to play in the NHL...Third among NHL rookies in assists, points and PPP (29), second in PPA (22) and tied for fifth in PPG (7)...Participated at YoungStars game as part of the 2007 NHL All-Star Game festivities...First Kings rookie since Luc Robitaille (84 points, 1986-87) to reach 60 points in his inaugural campaign...His 61 points was the fifth highest total by a Kings rookie...Two goals in NHL debut Oct. 6, 2006 at Anaheim...Became 15th player in Kings history to score a goal in NHL debut.

INTERNATIONAL PLAY: Played for Team Slovenia at the following tournaments: World Championships (2008, 5 GP, 3-1-4), (2007 Division I, 5 GP, 1-13-14, +9), (2006, 6 GP, 3-6-9), (2005, 6 GP, 1-0-1)...World Junior Championships (2006 Division I, 5 GP, 5-1-6), (2005 Division I, 5 GP 10-3-13, +8), (2004 Division I, 5 GP, 1-1-2)...World U18 Championships (2005 Division 1, 5 GP, 6-5-11), (2004 Division 1, 5 GP, 6-2-8), (2003 Division I, 5GP, 2-1-3).

PERSONAL: Nickname: Kopi...Girlfriend: Ines...Favorite movie: Happy Gilmore...Favorite TV show: Two and a Half Men...Favorite band: Siddhartha...Favorite NHL city, other than Los Angeles: Chicago...Favorite sport other than hockey: golf, basketball, tennis...Favorite hockey moment: first NHL game...Favorite pro athlete: Roger Federer...Favorite hockey player growing up: Sergei Fedorov...Favorite road arena: Rexall Place...Favorite website, other than LAKings.com: anzeleven.com...Favorite vacation spot: Croatia...Helps the environment by: recycling...If not a hockey player he would be: architect.

CAREER HIGHLIGHTS


FIRST NHL GAME: Oct. 6, 2006 at Anaheim
FIRST NHL GOAL: Oct. 6, 2006 at Anaheim
FIRST NHL ASSIST: Oct. 7, 2006 vs. St. Louis
MOST POINTS, Game: 4, 3x's
 (Last: Feb. 4, 2010 vs. Atlanta)
MOST GOALS, Game: 3, 2x's
 (Last: March 11, 2011 at Columbus)
MOST ASSISTS, Game: 4, Dec. 6, 2007 vs. Buffalo
LONGEST POINT STREAK: 8, 3x's
 (Last: Feb 8 to March 10, 2010: 5-4=9)
LONGEST GOAL STREAK: 4,
 March 1 to March 7, 2009: 4g
LONGEST ASSIST STREAK: 6, Nov. 6 to Nov. 19, 2010:
 7a
CAREER POWER-PLAY GOALS: 46,
 Last: March 11, 2010 at Columbus
CAREER SHORT-HANDED GOALS: 7,
 Last: Feb. 24, 2011 vs. Minnesota
CAREER GAME-WINNING GOALS: 15,
 Last: March 11, 2011 at Columbus
CAREER PENALTY SHOTS: None
CAREER OVERTIME GOALS: 2,
 Last: Dec. 4, 2010 vs. Detroit
CAREER SHOOTOUT GOALS/ATTEMPTS: 21/50
 (42 percent)
CAREER PLUS-MINUS: -13

KOPITAR -vs- NHL

	GP	G	A	PTS	PIM		GP	G	A	PTS	PIM
ANA	30	12	19	31	8	NSH	19	6	9	15	6
BOS	6	4	2	6	0	NJ	6	1	2	3	0
BUF	4	0	6	6	0	NYI	7	4	3	7	4
CGY	20	8	7	15	8	NYR	6	2	4	6	2
CAR	4	2	3	5	0	OTT	4	1	2	3	2
CHI	18	6	7	13	12	PHI	7	1	2	3	0
COL	20	8	14	22	2	PHX	33	9	24	33	16
CBJ	18	11	10	21	4	PIT	5	2	1	3	0
DAL	32	11	17	28	6	SJ	33	10	15	25	12
DET	19	6	11	17	6	STL	20	7	18	25	4
EDM	18	6	11	17	6	TB	4	0	3	3	0
FLA	4	1	3	4	0	TOR	4	0	2	2	2
LA	-	-	-	-	-	VAN	19	4	10	14	6
MIN	20	7	8	15	6	WSH	5	5	3	8	0
MTL	4	2	1	3	2	WPG	4	2	3	5	0

CAREER REGULAR SEASON STATISTICS

Season	Team	Lge	REGULAR SEASON					PLAYOFFS				
			GP	G	A	Pts	PIM	GP	G	A	Pts	PIM
2006-07	Los Angeles Kings	NHL	72	20	41	61	24	—	—	—	—	—
2007-08	Los Angeles Kings	NHL	82	32	45	77	22	—	—	—	—	—
2008-09	Los Angeles Kings	NHL	82	27	39	66	32	—	—	—	—	—
2009-10	Los Angeles Kings	NHL	82	34	47	81	16	6	2	3	5	2
2010-11	Los Angeles Kings	NHL	75	25	48	73	20	—	—	—	—	—
NHL Totals			393	138	220	358	114	6	2	3	5	2
KINGS Totals			393	138	220	358	114	6	2	3	5	2



THE PLAYERS




LOS ANGELES KINGS

1.888.KINGS.LA | LAKINGS.COM

PRIDE=PASSION=POWER

49



TREVOR LEWIS

22

Position: Center / **Shoots:** Right

Height: 6-1 / **Weight:** 194

Age: 24 (Turns 25 on Jan. 8, 2012)

Birthplace: Salt Lake City, Utah
(Jan. 8, 1987)

ACQUIRED BY KINGS: Selected by the Kings in the first round (17th overall) in the 2006 NHL Entry Draft.

2010-11: Tied for 10th among NHL rookies in hits (102)...Five points (1-4=5) in four-game span (March 26-April 2, 2011)...Two points in back-to-back games (1-1=2 March 26, 2011 vs. Colorado and two assists March 29, 2011 at Edmonton)...Five hits Jan. 26, 2011 vs. San Jose...GWG Dec. 27, 2010 at San Jose...Two points and GWG (1-1=2) Dec. 18, 2010 at Nashville...Played a career high 20:15 Dec. 4, 2010 vs. Detroit...First two points of season (both assists) Nov. 20, 2010 at Boston (first career multi-point game and first NHL point since Dec. 27, 2008)...Made season debut Oct. 20, 2010 vs. Carolina...PLAYOFFS: Tied for second on club in assists.

2009-10: Began season before being assigned to Manchester on Oct. 30, 2009...Suffered an upper body injury Nov. 11, 2009 and missed 47 games (returned March 5, 2010 at Providence)...Helped Monarchs advance to the AHL's Eastern Conference Finals...Two multi-goal games (April 20, 2010 in Game 4 vs. Portland and April 30, 2010 in Game 3 vs. Worcester)...Led Manchester in playoffs in shots (52).

2008-09: Second on Manchester in goals, assists, points and PPG (7)...Led Manchester (tied for second in AHL) in SHG (4)...Recorded first career NHL assist Dec. 23, 2008 at Columbus (third NHL game)...Recorded first career NHL goal Dec. 20, 2008 at Detroit (second NHL game)...Made NHL debut Dec. 19, 2008 at Buffalo.

2007-08: Recorded hat trick and four points (3-1=4) Dec. 8, 2007 vs. Chicago Wolves...Four multi-point games with Manchester during regular season...At least one shot in 67 of 76 regular season games.

2006-07: Fifth among OHL rookies (third overall on Owen Sound) in points...Fourth among OHL rookies (third overall on Owen Sound) in goals...Seventh among OHL rookies (third overall on Owen Sound) in assists...Second on Owen Sound in SHG (2)...Recorded two assists at 2007 OHL All-Star Classic...Made professional debut in AHL with Manchester April 4, 2007.

2005-06: Second in USHL in goals and assists, led USHL in shots (236)...Second in USHL in PPG (13), SHG (6) and GWG (7)...Fourth in USHL in plus-minus (+25)...Played for Team East at USHL Prospects All-Star Game...USHL Player of the Year, USHL Forward of the Year and selected as USHL First-Team All-Star...Recipient of Curt Hammer Award, given to USHL player who best combines character on and off the ice as well as skill.

2004-05: Youngest player on Des Moines.

LAST AMATEUR CLUB: Owen Sound, OHL...OHL All-Star in 2006-07...USHL Player of the Year, USHL Forward of the Year, USHL First-Team All-Star, played in USHL Prospects All-Star Game and recipient of Curt Hammer Award (USHL player who best combines character on and off the ice as well as skill) in 2005-06.

INTERNATIONAL PLAY: Played for Team USA at the following tournaments: World Junior Championships (2007, 7 GP, 1-1=2, bronze medal)...Other (2006 Viking Cup, 6 GP, 3-5=8, bronze medal).

PERSONAL: Nickname: Lewie...Favorite movie: Slap Shot...Favorite TV show: Entourage...Favorite actress: Eva Mendes...Favorite band: Eric Church...Favorite NHL city, other than Los Angeles: New York City...Favorite magazine: Maxim...Favorite sport other than hockey: golf...Favorite hockey moment: first NHL goal...Favorite pro athlete: Roger Federer...Favorite hockey player growing up: Steve Yzerman...Favorite road arena: Pepsi Center...Favorite food: pizza...Favorite vacation spot: Cayman Islands...Superstitions: putting equipment on right before left...First job: landscaping...Wears jersey number because: his dad wore it...Helps the environment by: recycling...If not a hockey player he would be: working in construction.

CAREER HIGHLIGHTS

FIRST NHL GAME: Dec. 19, 2008 at Buffalo
FIRST NHL GOAL: Dec. 20, 2008 at Detroit
FIRST NHL ASSIST: Dec. 23, 2008 at Columbus
MOST POINTS, Game: 2, 4x's
 (Last: March 29, 2011 at Edmonton)
MOST GOALS, Game: 1, 4x's
 (Last: March 26, 2011 vs. Colorado)
MOST ASSISTS, Game: 2, 2x's
 (Last: March 29, 2011 at Edmonton)
LONGEST POINT STREAK: 2,
 March 26 to March 29, 2011: 1-3=4
LONGEST GOAL STREAK: 1, 4x's
 (Last: March 26, 2011: 1g)
LONGEST ASSIST STREAK: 2,
 March 26 to March 29, 2011: 3a
CAREER POWER-PLAY GOALS: None
CAREER SHORT-HANDED GOALS: None
CAREER GAME-WINNING GOALS: 2,
 Last: Dec. 27, 2010 at San Jose
CAREER PENALTY SHOTS: None
CAREER OVERTIME GOALS: None
CAREER SHOOTOUT GOALS/ATTEMPTS: None
CAREER PLUS-MINUS: -14

LEWIS -vs- NHL

	GP	G	A	PTS	PIM		GP	G	A	PTS	PIM
ANA	6	0	1	1	0	NSH	3	1	1	2	0
BOS	2	0	2	2	0	NJ	0	0	0	0	0
BUF	2	0	0	0	0	NYI	2	0	0	0	0
CGY	3	0	0	0	0	NYR	1	0	0	0	0
CAR	1	0	0	0	0	OTT	1	0	0	0	0
CHI	4	0	0	0	0	PHI	2	0	0	0	2
COL	3	1	2	3	2	PHX	8	0	1	1	0
CBJ	7	0	1	1	2	PIT	1	0	0	0	0
DAL	6	0	2	2	0	SJ	7	1	0	1	0
DET	6	1	0	1	0	STL	4	0	0	0	0
EDM	4	0	2	2	0	TB	1	0	0	0	0
FLA	1	0	0	0	0	TOR	1	0	0	0	0
LA	-	-	-	-	-	VAN	2	0	0	0	0
MIN	3	0	0	0	0	WSH	1	0	0	0	0
MTL	1	0	0	0	0	WPG	0	0	0	0	0

CAREER REGULAR SEASON STATISTICS

Season	Team	Lge	REGULAR SEASON					PLAYOFFS				
			GP	G	A	Pts	PIM	GP	G	A	Pts	PIM
2006-07	Manchester Monarchs	AHL	8	4	2	6	2	2	0	0	0	0
2007-08	Manchester Monarchs	AHL	76	12	16	28	43	4	0	0	0	2
2008-09	Manchester Monarchs	AHL	75	20	31	51	30	-	-	-	-	-
2008-09	Los Angeles Kings	NHL	6	1	2	3	0	-	-	-	-	-
2009-10	Manchester Monarchs	AHL	23	5	2	7	6	16	5	4	9	10
2009-10	Los Angeles Kings	NHL	5	0	0	0	0	-	-	-	-	-
2010-11	Los Angeles Kings	NHL	72	3	10	13	6	6	1	3	4	2
NHL Totals			83	4	12	16	6	6	1	3	4	2
KINGS Totals			83	4	12	16	6	6	1	3	4	2



THE PLAYERS




LOS ANGELES KINGS

1.888.KINGS.LA | LAKINGS.COM

PRIDE=PASSION=POWER

51



WILLIE MITCHELL

33

Position: Defense / **Shoots:** Left

Height: 6-3 / **Weight:** 208

Age: 34 (Turns 35 on April 23, 2012)

Birthplace: Port McNeill, British Columbia
(April 23, 1977)

ACQUIRED BY KINGS: Signed by the Kings as an unrestricted free agent on Aug. 25, 2010.

2010-11: Kings Best Newcomer (Mark Bavis Memorial Award) and Kings nominee for Masterton Memorial Trophy...Kings rankings were the following: third in TOI/gm (21:48, ninth straight season averaging 20+ TOI) and fifth in blocked shots (85)...Set career high in goals...Accumulated positive plus-minus for eighth straight season (plus-97 in that span)...20+ TOI 44 of 57 games (season high 27:31 TOI Feb. 13, 2011 at Philadelphia)...Kings were 35-17-5 when he was in line-up...Scored goals in back-to-back games (March 24, 2011 vs. San Jose and March 26, 2011 vs. Colorado) for first time in career...GWG Feb. 23, 2011 at Anaheim...Played in his 600th NHL game Dec. 13, 2010 at Detroit...Two points, including first goal as a King and second career SHG, Oct. 28, 2010 at Dallas...PLAY-OFFS: Second on club in blocked shots (15) and TOI/gm (24:17)...Played in 50th postseason game in Game 5 at San Jose.

2009-10: Third on Vancouver with 22:36 TOI/gm...Led NHL with 4:04 short-handed TOI/gm...Appeared in Vancouver's first 48 games and missed final 34 games (plus all of playoffs) due to an upper-body injury...Played in 155 consecutive games before injury (Feb. 14, 2008-Jan. 16, 2010)...Was plus-13...Earned 100th NHL assist Jan. 5, 2010 vs. Columbus.

2008-09: Selected as Vancouver's Best Defenseman for second consecutive year...Career highs in points, assists, games played and plus-minus (+29)...First time in career he's played all 82 regular season games...First on Vancouver in plus-minus (tied for ninth in NHL overall, fourth among defensemen)...Second on Vancouver with 22:54 TOI/gm, led club (sixth in NHL) with 4:15 short-handed TOI/gm...Second on club in blocked shots (125)...Earned 100th NHL point Jan. 18, 2009 vs. Columbus...Played in 500th NHL game Jan. 10, 2009 vs. San Jose...Career high three points and two goals (2-1=3) Jan. 9, 2009 vs. St. Louis...Career high 32:16 TOI Jan. 2, 2009 at Atlanta...Named an alternate captain to begin season...PLAY-OFFS: Helped Canucks advance to Western Conference Semifinals.

2007-08: Selected as Vancouver's Best Defenseman...Fourth on Vancouver with career high 23:11 TOI/gm, led club (tied for seventh in NHL) with 4:24 short-handed TOI/gm...Led club in blocked shots (109)...Played in 400th NHL game Nov. 9, 2007 vs. Colorado...Tied career high with plus-4 Oct. 12, 2007 at Edmonton (fourth time was plus-4 in game).

2006-07: Third on Vancouver with 22:12 TOI/gm, led club (third in NHL) with 4:47 short-handed TOI/gm...Led club in blocked shots (121)...PLAY-OFFS: Helped Canucks advance to Western Conference Semifinals.

2005-06: Minnesota's team captain in December 2005...Traded to Dallas March 9, 2006...Career high 113 penalty minutes (combined with both clubs)...Led Minnesota in plus-minus, second with 20:52 TOI/gm, led club with 4:36 short-handed TOI/gm, third in blocked shots (101)...Third on Dallas with 20:45 TOI/gm, second with 4:12 short-handed TOI/gm...Played in 300th NHL game Feb. 10, 2006 at

Edmonton...Tied career high with plus-4 Oct. 19, 2005 vs. San Jose.

2003-04: Second on Minnesota with 22:35 TOI/gm, led club with 2:48 short-handed TOI/gm...Tied club lead in plus-minus (+12)...Tied career high with plus-4 Jan. 21, 2004 vs. Chicago...Played in 200th NHL game Jan. 2, 2004 vs. Edmonton.

2002-03: Fourth on Minnesota with 21:28 TOI/gm, second with 2:57 short-handed TOI/gm...Third on club in plus-minus (+13)...PLAY-OFFS: Helped Wild advance to Western Conference Finals...Tied for club lead in plus-minus (+5).

2001-02: Third on Minnesota with 21:25 TOI/gm, fourth with 3:01 short-handed TOI/gm...Played in 100th NHL game April 8, 2002 vs. San Jose.

2000-01: Traded to Minnesota from New Jersey March 4, 2001...Points and assists (0-5=5) in career high four straight games (April 2 to April 8, 2001)...Career high plus-4 Oct. 6, 2000 vs. Montreal.

1999-00: Spent majority of season with Albany (AHL)...Made NHL debut March 25, 2000 at Toronto.

TRANSACTIONS: Selected by New Jersey in the eighth round (199th overall) in the 1996 NHL Entry Draft...Traded to Minnesota by New Jersey for Sean O'Donnell on March 4, 2001...Traded to Dallas by Minnesota with a second-round selection in the 2007 NHL Entry Draft for Martin Skoula and Shawn Belle on March 9, 2006...Signed as a free agent by Vancouver on July 1, 2006.

LAST AMATEUR CLUB: Clarkson University, NCAA...Won ECAC Championship, Playoff MVP, ECAC First-Team All-Star and NCAA East Second-Team All-American in 1998-99...ECAC Co-Rookie of the Year, ECAC Second-Team All-Star and ECAC All-Rookie Team in 1997-98.

INTERNATIONAL PLAY: Played for Team Canada at the following tournament: World Championships (2004, 9 GP, 0-0=0, gold medal).

PERSONAL: Nickname: Pickle, Mitchy...Off-season home: Vancouver...Wife: Megan...Pets: dog (Beaglier-Pinot)...Favorite movie: Planet Earth...Favorite TV show: Bloomberg TV...Favorite band: Coldplay...Favorite NHL city, other than Los Angeles: New York City, Vancouver...Favorite sport other than hockey: fishing...Favorite hockey moment: first NHL game, Conference Finals in 2003...Favorite pro athlete: "GFC" (UFC)...Favorite hockey player growing up: Cam Neely, Jeremy Roenick...Favorite road arena: Xcel Energy Center, Madison Square Garden...Favorite food: wild salmon...Favorite vacation spot: Tofino, Kauai...First job: pressure washer...Charities: supports Foundation for Kids, Save Our Salmon, David Suzuki Foundation, Canucks Autism Network and the Willie Mitchell Classic...Helps the environment by: walking, driving a Prius and eating local products...If not a hockey player he would be: spending more time snowboarding, surfing, traveling, protecting the oceans, maybe have his own TV show...Miscellaneous: he's a Foodie.

CAREER HIGHLIGHTS

FIRST NHL GAME: March 25, 2000 at Toronto (with New Jersey)

FIRST NHL GOAL: March 25, 2001 vs. Vancouver (with Minnesota)

FIRST NHL ASSIST: Oct. 6, 2000 vs. Montreal (with New Jersey)

MOST POINTS, Game: 3, Jan. 9, 2009 vs. St. Louis

MOST GOALS, Game: 2, Jan. 9, 2009 vs. St. Louis

MOST ASSISTS, Game: 2, 7x's (Last: Oct. 16, 2008 at Detroit)

LONGEST POINT STREAK: 4, April 2 to April 8, 2001: 0-5=5

LONGEST GOAL STREAK: 2, March 24 to March 26, 2011: 2g

LONGEST ASSIST STREAK: 4, April 2 to April 8, 2001: 5a

CAREER POWER-PLAY GOALS: None

CAREER SHORT-HANDED GOALS: 2,

Last: Oct. 28, 2010 at Dallas

CAREER GAME-WINNING GOALS: 6,

Last: Feb. 23, 2011 at Anaheim

CAREER PENALTY SHOTS: None

CAREER OVERTIME GOALS: None

CAREER SHOOTOUT GOALS/ATTEMPTS: None


CAREER PLUS-MINUS: +86

MITCHELL -vs- NHL

	GP	G	A	PTS	PIM		GP	G	A	PTS	PIM
ANA	35	1	4	5	41	NSH	29	0	2	2	18
BOS	9	0	0	0	6	NJ	9	1	1	2	6
BUF	7	0	3	3	6	NYI	8	1	1	2	4
CGY	43	1	9	10	57	NYR	11	0	3	3	10
CAR	9	0	1	1	6	OTT	10	0	0	0	4
CHI	28	1	1	2	21	PHI	11	1	1	2	13
COL	49	2	17	19	37	PHX	37	0	3	3	55
CBJ	33	1	8	9	20	PIT	11	1	3	4	23
DAL	29	3	4	7	8	SJ	33	2	5	7	25
DET	33	1	9	10	26	STL	32	2	5	7	53
EDM	47	1	6	7	70	TB	7	1	1	2	14
FLA	6	0	0	0	2	TOR	8	1	1	2	6
LA	29	1	5	6	20	VAN	26	1	2	3	55
MIN	28	1	6	7	16	WSH	7	0	1	1	6
MTL	9	0	1	1	12	WPG	10	0	2	2	2

CAREER REGULAR SEASON STATISTICS

Season	Team	Lge	REGULAR SEASON					PLAYOFFS				
			GP	G	A	Pts	PIM	GP	G	A	Pts	PIM
1998-99	Albany River Rats	AHL	6	1	3	4	29	—	—	—	—	—
1999-00	Albany River Rats	AHL	63	5	14	19	71	5	1	2	3	4
1999-00	New Jersey Devils	NHL	2	0	0	0	0	—	—	—	—	—
2000-01	Albany River Rats	AHL	41	3	13	16	94	—	—	—	—	—
2000-01	New Jersey Devils	NHL	16	0	2	2	29	—	—	—	—	—
2000-01	Minnesota Wild	NHL	17	1	7	8	11	—	—	—	—	—
2001-02	Minnesota Wild	NHL	68	3	10	13	68	—	—	—	—	—
2002-03	Minnesota Wild	NHL	69	2	12	14	84	18	1	3	4	14
2003-04	Minnesota Wild	NHL	70	1	13	14	83	—	—	—	—	—
2005-06	Minnesota Wild	NHL	64	2	6	8	87	—	—	—	—	—
2005-06	Dallas Stars	NHL	16	0	2	2	26	5	0	0	0	2
2006-07	Vancouver Canucks	NHL	62	1	10	11	45	12	0	1	1	12
2007-08	Vancouver Canucks	NHL	72	2	10	12	81	—	—	—	—	—
2008-09	Vancouver Canucks	NHL	82	3	20	23	59	10	0	2	2	22
2009-10	Vancouver Canucks	NHL	48	4	8	12	48	—	—	—	—	—
2010-11	Los Angeles Kings	NHL	57	5	5	10	21	6	1	1	2	4
NHL Totals			643	24	105	129	642	51	2	7	9	54
KINGS Totals			57	5	5	10	21	6	1	1	2	4



THE PLAYERS



ETHAN MOREAU

17

Position: Left Wing / **Shoots:** Left

Height: 6-3 / **Weight:** 223

Age: 36 (Turns 37 on Sept. 22, 2012)

Birthplace: Huntsville, Ontario
(Sept. 22, 1975)

ACQUIRED BY KINGS: Signed by the Kings as an unrestricted free agent on Aug. 23, 2011.

2010-11: Served as an alternate captain for Columbus...Played in 900th NHL game March 22, 2011 at Colorado...Second career OT game-winner Oct. 9, 2010 at San Jose...Missed more than 40 games due to injury.

2009-10: Led Edmonton (tied for fifth in NHL) in SHG (3)...Tied for third on club in GWG (2)...Two goals April 5, 2010 vs. Minnesota...Played in 800th NHL game Oct. 31, 2009 at Boston...In Oilers all-time history he ranks: seventh in SHG (17), 10th in GWG (23), 11th in penalty minutes (782), 12th in games played (653), 16th in goals (112) and 22nd in points (212).

2008-09: Recipient of King Clancy Memorial Trophy...Second on Edmonton in penalty minutes (career high)...Led Edmonton in hits (126)...Recorded 1,000th penalty minute March 29, 2009 vs. Minnesota...First career hat trick Jan. 18, 2009 vs. Phoenix...Two goals Nov. 1, 2008 at Carolina.

2007-08: Recipient of Oilers Community Service Award...Played in 700th NHL game Jan. 29, 2008 vs. San Jose...Named 12th captain in Edmonton history Oct. 2, 2007...Missed 57 games due to injury.

2006-07: Missed 75 games due to injury.

2005-06: Served as an alternate captain for Edmonton...Led club (tied for eighth in NHL) in SHG (4)...Second on club in penalty minutes and hits (121)...Tied for second on club in GWG (4), third in plus-minus (+6)...Points (3-8=11) in career high eight straight games (Dec. 3-21, 2005)...Assists (7a) in career high six straight games (Dec. 10-21, 2005)...Recorded 100th NHL assist Dec. 17, 2005 at Vancouver...Two goals (both short-handed) Dec. 8, 2005 at Philadelphia...Recorded 200th NHL point Oct. 28, 2005 at Dallas...PLAYOFFS: Helped Oilers advance to Stanley Cup Finals before losing to Carolina in Game 7.

2003-04: Oilers MVP...Career highs in goals and points...Tied for second on Edmonton in goals, third in penalty minutes...Led club (tied for 10th in NHL) in SHG (3)...Second on club in GWG (5, career high)...Played in 600th NHL game March 26, 2004 vs. Los Angeles...Goals (4g) in career high three straight games (March 14-19, 2004)...Three points (2-1=3) March 19, 2004 vs. Nashville...Three points (2-1=3) including 100th NHL goal Feb. 27, 2004 at Phoenix.

2002-03: Recipient of Oilers Unsung Hero Award...Career high in assists...Led Edmonton (tied for seventh in NHL) in SHG (3)...Second on club in penalty minutes...Third on club in hits (65)...Three points (1-2=3) March 22, 2003 vs. Washington...Three points (1-2=3) March 7, 2003 at Anaheim...Played in 500th NHL game Feb. 13, 2003 at Ottawa...Three points (2-1=3) Nov. 9, 2002 at New Jersey.

2001-02: Tied for second on Edmonton in SHG (2)...Recorded 500th penalty minute Feb. 8, 2002 at Dallas...Played in 400th NHL game Dec. 16, 2001 at Philadelphia.

2000-01: Tied for third on Edmonton in GWG (3)...Recorded 100th NHL point Dec. 14, 2000 at Nashville...Played in 300th NHL game Nov. 7, 2000 at NY Rangers.

1999-00: First career OT game-winner Jan. 25, 2000 at Vancouver...Two goals Jan. 16, 2000 vs. Detroit...Two goals Nov. 10, 1999 at Phoenix.

1998-99: Traded from Chicago to Edmonton March 20, 1999 (had career high three assists in Oilers debut that same day vs. Vancouver)...Played in 200th NHL game Feb. 19, 1999 at Dallas...Two goals Nov. 10, 1998 at St. Louis...PLAYOFFS: Tied Edmonton lead in points and plus-minus (+3), led club in assists.

1997-98: Played in 100th NHL game Oct. 24, 1997 vs. Dallas...Two goals March 23, 1998 at Detroit.

1996-97: Career highs in games played and plus-minus (+13)...Tied for fifth among NHL rookies in goals, third among rookies in plus-minus...One of three Blackhawks to play in all 82 games...Three points (1-2=3) Nov. 15, 1996 at Ottawa.

1995-96: Played majority of season with Indianapolis (IHL)...Made NHL debut with Chicago Nov. 11, 1995 at Washington...Led Indianapolis in playoff goals.

LAST AMATEUR CLUB: Sudbury (OHL).

TRANSACTIONS: Selected by Chicago in the first round (14th overall) in the 1994 NHL Entry Draft...Traded to Edmonton by Chicago with Daniel Cleary, Chad Kilger and Christian Laflamme for Boris Mironov, Dean McAmmond and Jonas Elofsson on March 20, 1999...Signed by Villacher (Austria) as a free agent on Dec. 20, 2004 (during lockout season)...Claimed off waivers by Columbus from Edmonton on June 30, 2010.

PERSONAL: Nickname: Chop...Wife: Ornella...Kids: Trey (11), Mia (9)...Favorite Movie: Bull Durham...Favorite TV show: The Office...Favorite actor: John McGinley...Favorite band: Pearl Jam...Favorite NHL city, other than Los Angeles: Chicago...Favorite sport other than hockey: basketball...Favorite hockey moment: Game 7 of 2006 Stanley Cup Finals...Favorite hockey player growing up: Cam Neely...Favorite road arena: Madison Square Garden...Favorite vacation spot: Miami...Wears jersey number because: wore it as a kid...Charities: supports Multiple Sclerosis foundations, youth shelters, kids hospitals...Miscellaneous: Last remaining asset the Oilers retained as a result of the Wayne Gretzky trade (taking all subsequent trades in account).

CAREER HIGHLIGHTS

FIRST NHL GAME: Nov. 11, 1995 at Washington (with Chicago)

FIRST NHL GOAL: Oct. 5, 1996 at Washington (with Chicago)

FIRST NHL ASSIST: April 12, 1996 at Detroit (with Chicago)

MOST POINTS, Game: 3, 8x's
(Last: Jan. 18, 2009 vs. Phoenix)

MOST GOALS, Game: 3, Jan. 18, 2009 vs. Phoenix

MOST ASSISTS, Game: 3, March 20, 1999 vs. Vancouver

LONGEST POINT STREAK: 8, Dec. 3 to Dec. 21, 2005: 3-8=11

LONGEST GOAL STREAK: 3,
March 14 to March 19, 2004: 4g

LONGEST ASSIST STREAK: 6,
Dec. 10 to Dec. 21, 2005: 7a

CAREER POWER-PLAY GOALS: 8,
Last: Jan. 3, 2008 at Nashville

CAREER SHORT-HANDED GOALS: 17,
Last: April 5, 2010 vs. Minnesota

CAREER GAME-WINNING GOALS: 26,
Last: Oct. 9, 2010 at San Jose

CAREER PENALTY SHOTS: None

CAREER OVERTIME GOALS: 2,
Last: Oct. 9, 2010 at San Jose

CAREER SHOOTOUT GOALS/ATTEMPTS: 0/1 (0 percent)

CAREER PLUS-MINUS: -12


MOREAU -vs- NHL

	GP	G	A	PTS	PIM		GP	G	A	PTS	PIM
ANA	39	7	4	11	64	NSH	43	10	6	16	41
BOS	14	2	3	5	6	NJ	13	5	5	10	20
BUF	14	2	4	6	14	NYI	14	2	4	6	21
CGY	66	8	5	13	110	NYR	16	0	3	3	4
CAR	13	3	2	5	36	OTT	18	6	5	11	23
CHI	34	10	10	20	32	PHI	15	2	3	5	12
COL	56	6	5	11	65	PHX	50	18	7	25	42
CBJ	27	7	3	10	20	PIT	14	2	7	9	12
DAL	49	6	9	15	74	SJ	49	4	7	11	59
DET	45	6	5	11	48	STL	50	6	9	15	84
EDM	13	1	1	2	22	TB	16	2	4	6	19
FLA	16	2	2	4	8	TOR	29	6	1	7	34
LA	44	5	5	10	64	VAN	59	5	8	13	87
MIN	41	6	3	9	43	WSH	14	4	2	6	9
MTL	20	2	5	7	10	WPG	9	1	0	1	7

CAREER REGULAR SEASON STATISTICS

Season	Team	Lge	REGULAR SEASON					PLAYOFFS				
			GP	G	A	Pts	PIM	GP	G	A	Pts	PIM
1995-96	Indianapolis Ice	IHL	71	21	20	41	126	5	4	0	4	8
1995-96	Chicago Blackhawks	NHL	8	0	1	1	4	—	—	—	—	—
1996-97	Chicago Blackhawks	NHL	82	15	16	31	123	6	1	0	1	9
1997-98	Chicago Blackhawks	NHL	54	9	9	18	73	—	—	—	—	—
1998-99	Chicago Blackhawks	NHL	66	9	6	15	84	—	—	—	—	—
1998-99	Edmonton Oilers	NHL	14	1	5	6	8	4	0	3	3	6
1999-00	Edmonton Oilers	NHL	73	17	10	27	62	5	0	1	1	0
2000-01	Edmonton Oilers	NHL	68	9	10	19	90	4	0	0	0	2
2001-02	Edmonton Oilers	NHL	80	11	5	16	81	—	—	—	—	—
2002-03	Edmonton Oilers	NHL	78	14	17	31	112	6	0	1	1	16
2003-04	Edmonton Oilers	NHL	81	20	12	32	96	—	—	—	—	—
2005-06	Edmonton Oilers	NHL	74	11	16	27	87	21	2	1	3	19
2006-07	Edmonton Oilers	NHL	7	1	0	1	12	—	—	—	—	—
2007-08	Edmonton Oilers	NHL	25	5	4	9	39	—	—	—	—	—
2008-09	Edmonton Oilers	NHL	77	14	12	26	133	—	—	—	—	—
2009-10	Edmonton Oilers	NHL	76	9	9	18	62	—	—	—	—	—
2010-11	Columbus Blue Jackets	NHL	37	1	5	6	24	—	—	—	—	—
NHL Totals			900	146	137	283	1090	46	3	6	9	52
KINGS Totals			0	0	0	0	0	0	0	0	0	0





DUSTIN PENNER

25

Position: Left Wing / **Shoots:** Left
Height: 6-4 / **Weight:** 242
Age: 29 (Turns 30 on Sept. 28, 2012)
Birthplace: Winkler, Manitoba
 (Sept. 28, 1982)

ACQUIRED BY KINGS: From Edmonton for Colten Teubert, a first-round selection in the 2011 NHL Entry Draft and a conditional third-round selection in the 2012 NHL Entry Draft on Feb. 28, 2011.

2010-11: Has only missed six games since becoming a full-time NHLer in 2006-07 (one of those games was Feb. 28, 2011: the day he was traded to the Kings)...Points (2-4=6) in career high six straight games (March 5-15, 2011)...First goal as a King March 5, 2011 vs. Vancouver...Made Kings debut March 3, 2011 vs. Phoenix...Tied for Edmonton lead with 21 goals at time of trade to Kings...Played in his 400th NHL game Feb. 19, 2011 vs. Atlanta...Two goals Feb. 12, 2011 vs. Ottawa (11th career two-goal game), including 20th goal of season (fourth time he's scored 20 goals in season)...Played in 132 straight games (Oct. 3, 2009 to Feb. 2, 2011) before missing game Feb. 4, 2011 at St. Louis with the flu...First career SHG Jan. 6, 2011 vs. NY Islanders...Points (1-4=5) in four straight games (Dec. 20, 2010-Jan. 1, 2011)...Scored overtime GWG Dec. 1, 2010 at Montreal...Recorded 100th NHL assist Nov. 27, 2010 vs. San Jose...Recorded 200th NHL point Oct. 10, 2010 vs. Florida.

2009-10: Led Edmonton in points, goals, PPG (9) and shots (203), second on club in assists and plus-minus (+6)...Set career highs in goals, assists and points...Led Oilers with 17 multi-point games...One of three Oilers to play in all 82 regular season games...Tied career high with goals (5g) in four straight games (April 2-7, 2010): had eight points in that span (5-3=8)...Three points (1-2=3) April 7, 2010 vs. Colorado...Two goals April 5, 2010 vs. Minnesota...Three points (1-2=3), including 100th NHL goal, March 13, 2010 at Toronto...Played in his 300th NHL game Dec. 28, 2009 vs. Calgary...Four points (1-3=4) and career-high plus-4 rating Dec. 11, 2009 at St. Louis...Four points (1-3=4) Oct. 29, 2009 vs. Detroit...Career high five points (2-3=5) and 11 shots Oct. 22, 2009 vs. Columbus...Two goals Oct. 16, 2009 vs. Minnesota.

2008-09: Tied for Edmonton lead in PPG (5)...Tied for second on club in plus-minus (+7)...Career high in penalty minutes...Two goals March 27, 2010 at Anaheim...Career high 19 penalty minutes March 12, 2009 vs. Atlanta...Played in 100th game as an Oiler Nov. 20, 2008 vs. Detroit...Played in 200th NHL game Nov. 18, 2008 at Columbus...Played in 180 straight games (Oct. 6, 2006 to Nov. 13, 2008) before missing game Nov. 15, 2008 vs. Colorado...Two goals, including 100th NHL point, Oct. 12, 2008 vs. Colorado.

2007-08: Led Edmonton in goals, PPG (13) and shots (201), second in GWG (4) and PPP (22) and fourth in points...Point in 40 of 82 games and plus or even rating in 52 of 82 games...One of five Oilers to play in all 82

regular season games... Two goals Jan. 2, 2008 at St. Louis (including first career overtime GWG).

2006-07: Among NHL rookies he was fifth in points, tied for second in goals, third in PPG (9), third in GWG (5) and second in shots (204)...Led NHL rookies in road goals (19, tied for 11th overall)...One of eight Ducks to play in all 82 regular season games...Two goals March 28, 2007 at Chicago...Goals (5g) in career high four straight games (Feb. 26-March 4, 2007)...Two goals Feb. 26, 2007 at San Jose...Two goals Dec. 9, 2006 at Tampa Bay...Points (3-3=6) in five straight games (Oct. 22-30, 2006)...PLAYOFFS: Helped Ducks capture Stanley Cup vs. Ottawa...Led NHL rookies in points, assists, shots (37) and GWG (2)...Second among NHL rookies in goals, third in plus-minus (+4).

2005-06: Split season with Anaheim and Portland...Scored first two NHL goals (2-1=3 in the game) Nov. 30, 2005 vs. Phoenix...Fifth in the AHL in goals, 11th in points and first in plus-minus (+41)...Named AHL Second Team All-Star...PLAYOFFS: Helped Ducks advance to Western Conference Finals...Tied for second among NHL rookies in points and assists.

2004-05: Tied for fourth on Cincinnati in plus-minus (+10).

LAST AMATEUR CLUB: University of Maine, NCAA... NCAA Championship All-Tournament Team (UM advanced to Championship Game) and Maine's Most Improved Player in 2003-04.

TRANSACTIONS: Signed by Anaheim as an unrestricted free agent on May 12, 2004...Signed by Edmonton as a restricted free agent on Aug. 2, 2007.

PERSONAL: Nickname: Diesel, Pennzoil, Pennermania... Off-season home: Newport Beach...Wife: Jessica... Kids: Ella (7)...Pets: French Mastiff (Lewis)...Favorite movie: Under Siege 2: Dark Territory...Favorite TV show: Entourage, Shark Tank, Curb Your Enthusiasm... Favorite band: Tiesto, Gareth Emery, Eminem... Favorite NHL city, other than Los Angeles: Chicago... Favorite sport other than hockey: golf...Favorite hockey moment: winning the Stanley Cup...Favorite hockey player growing up: Mario Lemieux...Favorite road arena: Bell Centre...Favorite vacation spot: Barbados, Greece, Italy...First job: mowing lawns... Wears jersey number because: wore it in high school.

CAREER HIGHLIGHTS

FIRST NHL GAME: Nov. 23, 2005 at Dallas (with Anaheim)
FIRST NHL GOAL: Nov. 30, 2005 vs. Phoenix (with Anaheim)
FIRST NHL ASSIST: Nov. 25, 2005 vs. Detroit (with Anaheim)
MOST POINTS, Game: 5, Oct. 22, 2009 vs. Columbus
MOST GOALS, Game: 2, 11x's (Last: Feb. 12, 2011 vs. Ottawa)
MOST ASSISTS, Game: 3, 3x's (Last: Dec. 11, 2009 at St. Louis)
LONGEST POINT STREAK: 6, March 5 to March 15, 2011: 2-4=6
LONGEST GOAL STREAK: 4, 2x's 4, 2x's (Last: April 2 to April 7, 2010: 5g)
LONGEST ASSIST STREAK: 3, 6x's (Last: March 7 to March 11, 2011: 3a)
CAREER POWER-PLAY GOALS: 44, Last: Feb. 23, 2011 at Colorado
CAREER SHORT-HANDED GOALS: 1, Jan. 6, 2011 vs. NY Islanders
CAREER GAME-WINNING GOALS: 19, Last: Jan. 25, 2011 at Phoenix
CAREER PENALTY SHOTS: None
CAREER OVERTIME GOALS: 2, Last: Dec. 1, 2010 at Montreal
CAREER SHOOTOUT GOALS/ATTEMPTS: 1/11 (9 percent)
CAREER PLUS-MINUS: -10


PENNER -vs- NHL

	GP	G	A	PTS	PIM		GP	G	A	PTS	PIM
ANA	19	4	3	7	4	NSH	19	4	7	11	10
BOS	3	0	1	1	2	NJ	5	1	0	1	4
BUF	3	1	0	1	0	NYI	5	1	4	5	2
CGY	29	6	6	12	20	NYR	5	0	0	0	0
CAR	6	1	0	1	6	OTT	6	3	3	6	2
CHI	22	10	5	15	8	PHI	4	3	1	4	4
COL	27	8	11	19	6	PHX	26	12	4	16	12
CBJ	21	7	8	15	8	PIT	4	0	1	1	2
DAL	28	9	7	16	13	SJ	30	11	9	20	14
DET	21	3	8	11	10	STL	19	8	7	15	16
EDM	6	1	3	4	2	TB	5	3	2	5	7
FLA	5	2	2	4	4	TOR	6	1	2	3	2
LA	25	9	8	17	19	VAN	31	6	6	12	37
MIN	29	8	5	13	22	WSH	4	2	0	2	2
MTL	5	2	3	5	2	WPG	6	2	0	2	23

CAREER REGULAR SEASON STATISTICS

Season	Team	Lge	REGULAR SEASON						PLAYOFFS					
			GP	G	A	Pts	PIM		GP	G	A	Pts	PIM	
2004-05	Cincinnati Mighty Ducks	AHL	77	10	18	28	82		9	2	3	5	13	
2005-06	Anaheim Mighty Ducks	NHL	19	4	3	7	14		13	3	6	9	12	
2005-06	Portland Pirates	AHL	57	39	45	84	68		5	4	3	7	0	
2006-07	Anaheim Ducks	NHL	82	29	16	45	58		21	3	5	8	2	
2007-08	Edmonton Oilers	NHL	82	23	24	47	45		—	—	—	—	—	
2008-09	Edmonton Oilers	NHL	78	17	20	37	61		—	—	—	—	—	
2009-10	Edmonton Oilers	NHL	82	32	31	63	38		—	—	—	—	—	
2010-11	Edmonton Oilers	NHL	62	21	18	39	45		—	—	—	—	—	
2010-11	Los Angeles Kings	NHL	19	2	4	6	2		6	1	1	2	4	
NHL Totals			424	128	116	244	263		40	7	12	19	18	
KINGS Totals			19	2	4	6	2		6	1	1	2	4	





JONATHAN QUICK

32

Position: Goal / **Catches:** Left

Height: 6-1 / **Weight:** 214

Age: 25 (Turns 26 on Jan. 21, 2012)

Birthplace: Milford, Conn.

(Jan. 21, 1986)

ACQUIRED BY KINGS: Selected by the Kings in the third round (72nd overall) in the 2005 NHL Entry Draft.

2010-11: NHL rankings were the following: tied for ninth in wins, sixth in GAA, tied for sixth in shutouts, first in shootout wins (10) and fourth in shootout save pct. among goalies with 20+ shots faced (.818, stopped 36-44)...Kings single-season marks were the following: tied for second most wins, tied for second most shutouts, set record in save pct, tied record in GAA, set record in shootout wins, set record in shootout save pct and set record in shootout wpcpt (1,000, 10-0)...Set career highs in the following: GAA, spt and shutouts... Won 30th game March 13, 2011 at Dallas (first Kings goalie with 30 wins two straight seasons)...9-1-1 Jan. 22-Feb. 26, 2011 (stopped 287-of-309 shots = .929 spt)...14th career shutout Feb. 13, 2011 at Philadelphia (40 saves, 1-0 win)...NHL's No. 2 Star of the Week Feb. 1, 2011...13th career shutout Jan. 24, 2011 vs. Boston (34 saves, 2-0 win)...Won 20th game Jan. 22, 2011 at Phoenix (third Kings goalie with 20 wins three straight seasons)...12th career shutout Dec. 27, 2010 at San Jose (24 saves, 4-0 win) - first Kings goalie with three road shutouts in one month; sixth Kings goalie with three shutouts overall in one month...11th career shutout Dec. 21, 2010 at Colorado (23 saves, 5-0 win)...4-0-1 Dec. 2-13, 2010 (stopped 146-of-154 shots = .948 spt)...10th career shutout Dec. 13, 2010 at Detroit (career high 51 saves, 5-0 win; most saves by Kings goalie in a shutout)...11-2-0, 1.82 GAA and .935 spt in first 13 games of season (Oct. 8-Nov. 20, 2010) - best record for Kings goalie after 13 decisions...Seven-game win streak Oct. 23-Nov. 13, 2010 (stopped 186-of-197 shots = .944 spt)...Ninth career shutout Nov. 4, 2010 vs Tampa Bay (24 saves, 1-0 win)...PLAYOFFS: Set Kings playoff record with 51 saves in Game 5 at San Jose (3-1 win), 19 saves in first period to tie Kings playoff record in one period...First career playoff shutout in Game 2 at San Jose (34 saves, 4-0 win).

2009-10: Set Kings single-season records in wins and appearances...Among NHL goaltenders he ranked: sixth in wins, fourth in appearances, 10th in saves and tied for first in shutout wins (8)...Eighth career shutout March 20, 2010 vs. NY Islanders (26 saves, 1-0 win)...Missed March 12, 2010 game at Dallas (wife Jaclyn gave birth to their first child Madison)...Seventh career shutout March 8, 2010 vs. Columbus (11 saves, 6-0 win)...16-4-0 (2.26 GAA and .919 spt) in 20-game span (Dec. 31, 2009-March 2, 2010)...Sixth career shutout Feb. 13, 2010 vs. Colorado (22 saves, 3-0 win)...Played in 100th NHL game Feb. 6, 2010 vs. Detroit...Career high (and Kings record) nine-game win streak (Jan. 21-Feb. 6, 2010), 2.29 GAA and .915 spt during that span...14-3-0 (2.36 GAA and .914 spt) in 17-game span (Dec. 31, 2009-Feb. 6, 2010)...Fastest Kings goaltender to 20 wins (36th team game, Dec. 15, 2009 at Edmonton) and 30 wins (54th team game, Jan. 30, 2010 at Boston)...Mario Lessard held previous marks in 1980-81...Fifth career shutout Jan. 14, 2010 vs.

Anaheim (22 saves, 4-0 win)...8-2-1 (2.21 GAA and .922 spt) in 11-game span (Nov. 25-Dec. 15, 2009)...NHL's No. 1 Star of the Week Dec. 14, 2009...6-0-2 (2.08 GAA and .913 spt) in eight-game span (Oct. 19-Nov. 5, 2009)...Four-game win streak Oct. 19-25, 2009...Stopped second career penalty shot Oct. 24, 2009 vs. Columbus (Rick Nash)...NHL's No. 2 Star of the Week Oct. 12, 2009...Four-game win streak Oct. 6-12, 2009)...PLAYOFFS: First career playoff win in Game 2 at Vancouver (in OT).

2008-09: Third among NHL rookie goaltenders in wins, goals-against average, save percentage, shutouts, appearances and saves...21 wins third most by Kings rookie goaltender...Tied Kings rookie single-season record in shutouts...All four shutouts came on road, setting Kings single-season record...1.76 GAA and .942 spt in nine-game span (March 22-April 9, 2009)...20th win of season April 7, 2009 vs. Edmonton...Fourth career shutout March 26, 2009 at Dallas (29 saves, 1-0 SO win - first in Kings history)...NHL's No. 1 Star of the Week Feb. 9, 2009...Third career shutout Feb. 3, 2009 at Ottawa (29 saves, 1-0 win)...Stopped first career penalty shot Jan. 3, 2009 vs. Philadelphia (Scott Hartnell)...NHL's No. 3 Star of the Week Dec. 29, 2008...Second career shutout Dec. 27, 2008 at Phoenix (26 saves, 4-0 win)...First career shutout (sixth career NHL game and fourth career NHL start) Dec. 23, 2008 at Columbus (24 saves, 3-0 win)...The shutout was the 150th in franchise history and came on 41st anniversary of first-ever Kings shutout.

2007-08: Won NHL debut Dec. 6, 2007 vs. Buffalo... Became second goaltender in ECHL history to record first win, first shutout and score first goal in same game Oct. 24, 2007 at Pensacola (3-0 win)...Also had three assists with Reading (1-3=4).

LAST AMATEUR CLUB: University of Massachusetts-Amherst, NCAA...Set school single-season records in wins, appearances, saves and minutes in 2006-07...Hockey East Second-Team All-Star and NCAA East Second-Team All-American in 2006-07...Credited with a goal Jan. 6, 2007 vs. Merrimack.

INTERNATIONAL PLAY: Played for Team USA at the following tournament: Olympics (2010, DNP in any games, silver medal).

PERSONAL: Nickname: Quicky, Quicker...Off-season home: Connecticut...Wife: Jaclyn...Kids: Madison (18 months)...Favorite Movie: The Fighter...Favorite TV show: Seinfeld, Family Guy, Rescue Me...Favorite band: Eminem...Favorite NHL city, other than Los Angeles: Chicago...Favorite hockey moment: first playoff game at STAPLES Center...Favorite pro athlete: Michael Jordan...Favorite hockey player growing up: Mike Richter...Favorite food: chicken parm...Favorite vacation spot: Bahamas...First job: at a dry cleaner...Charities: supports the Kings Care Foundation, Wounded Warrior...Helps the environment by recycling.

CAREER HIGHLIGHTS

FIRST NHL GAME: Dec. 6, 2007 vs. Buffalo

FIRST NHL WIN: Dec. 6, 2007 vs. Buffalo

FIRST NHL SHUTOUT: Dec. 23, 2008 at Columbus (3-0 win)

MOST SHOTS, Game: 51, Dec. 13, 2010 at Detroit

MOST SAVES, Game: 51, Dec. 13, 2010 at Detroit

LONGEST WINNING STREAK: 9, Jan. 21 to Feb. 6, 2010*

CAREER SHUTOUTS: 14, Last: Feb. 13, 2011 at Philadelphia (1-0 win)

CAREER PENALTY SHOTS: 2/2, Last: Oct. 24, 2009 vs. Columbus (vs. Nash) - Saved

CAREER SHOOTOUT RECORD: 22-7**

CAREER SHOOTOUT SAVE PERCENTAGE: 73 percent (80/109)***

CAREER ASSISTS: 4, Last: Feb. 23, 2011 at Anaheim

CAREER PENALTY MINUTES: 2, Nov. 7, 2009 vs. Nashville

*Kings Record

**Eighth among active goalies in shootout wins

***Ninth among active goalies in shootout save pct. with 50+ shots faced (fourth among active goalies with 100+ shots faced)

QUICK -vs- NHL

	GP	W	L	OT	SO	GAA		GP	W	L	OT	SO	GAA
ANA	13	6	4	2	1	2.58	NSH	4	0	3	1	0	3.25
BOS	5	5	0	0	1	1.88	NJ	4	3	1	0	0	2.25
BUF	3	2	0	0	0	2.54	NYI	5	4	1	0	1	1.57
CGY	7	4	3	0	0	1.96	NYR	1	1	0	0	0	1.00
CAR	0	0	0	0	0	0.00	OTT	3	2	1	0	1	2.01
CHI	11	2	8	1	0	2.86	PHI	4	2	1	0	1	1.43
COL	8	7	0	0	2	2.58	PHX	16	7	8	1	1	2.88
CBJ	10	6	4	0	2	2.29	PIT	3	1	1	1	0	2.61
DAL	13	10	3	0	1	2.07	SJ	10	6	3	1	1	2.59
DET	11	5	6	0	1	2.87	STL	9	1	7	1	0	3.19
EDM	7	5	0	2	0	1.66	TB	3	2	0	0	1	0.38
FLA	2	2	0	0	0	2.40	TOR	2	1	1	0	0	3.05
LA	-	-	-	-	-	-	VAN	10	3	6	1	0	2.09
MIN	9	6	2	1	0	2.50	WSH	2	2	0	0	0	2.50
MTL	2	0	2	0	0	3.50	WPG	3	1	1	0	0	4.12

CAREER REGULAR SEASON STATISTICS


Season	Team	Lge	REGULAR SEASON											Svs	Pct
			GP	Min	GA	EN	SO	GAA	W	L	OTL				
2007-08	Reading Royals	ECHL	38	2257	105	3	1	2.79	23	11	3	1005	.905		
2007-08	Manchester Monarchs	AHL	19	1085	42	1	3	2.32	11	8	0	494	.922		
2007-08	Los Angeles Kings	NHL	3	141	9	0	0	3.84	1	2	0	53	.855		
2008-09	Manchester Monarchs	AHL	14	827	37	0	0	2.68	6	5	2	421	.919		
2008-09	Los Angeles Kings	NHL	44	2495	103	6	4	2.48	21	18	2	1097	.914		
2009-10	Los Angeles Kings	NHL	72	4258	180	5	4	2.54	39	24	7	1747	.907		
2010-11	Los Angeles Kings	NHL	61	3591	134	4	6	2.24	35	22	3	1497	.918		
	NHL Totals		180	10,485	426	15	14	2.44	96	66	12	4394	.912		
	KINGS Totals		180	10,485	426	15	14	2.44	96	66	12	4394	.912		

Season	Team	Lge	PLAYOFFS											Svs	Pct
			GP	Min	GA	EN	SO	GAA	W	L					
2007-08	Manchester Monarchs	AHL	1	59	1	1	0	1.02	0	1	38	.974			
2009-10	Los Angeles Kings	NHL	6	360	21	2	0	3.50	2	4	160	.884			
2010-11	Los Angeles Kings	NHL	6	380	20	0	1	3.16	2	4	209	.913			
	NHL Totals		12	740	41	2	1	3.32	4	8	369	.900			
	KINGS Totals		12	740	41	2	1	3.32	4	8	369	.900			



THE PLAYERS





MIKE RICHARDS

10

Position: Center / **Shoots:** Left

Height: 5-11 / **Weight:** 199

Age: 26 (Turns 27 on Feb. 11, 2012)

Birthplace: Kenora, Ontario
(Feb. 11, 1985)

ACQUIRED BY KINGS: From Philadelphia with the rights to Rob Bordon for Wayne Simmonds, Brayden Schenn and a second-round selection in the 2012 NHL Entry Draft on June 23, 2011.

2010-11: Second on Philadelphia in assists, tied for third in points...Tied for club lead in SHG (3, tied for 10th in NHL)...Second in SHA (3, tied for 2nd in NHL) and SHP (6, tied for 5th in NHL)...Had 14 multi-point games (Flyers were 10-3-1 in those games)...Tied career high with two PPG April 5, 2011 at Ottawa...Three assists March 12, 2011 vs. Atlanta...Played in 169 straight games (Feb. 12, 2009 to Feb. 16, 2011) before missing game Feb. 18, 2011 with the flu...Four points (2-2=4), including 200th NHL assist, Jan. 20, 2011 vs. Ottawa...Four points (2-2=4) Dec. 30, 2010 at Los Angeles...Played in his 400th NHL game Dec. 5, 2009 at NY Islanders...18 points (8-10=18) in 12-game span (Oct. 26-Nov. 22, 2010)...Three points (2-1=3), including 300th NHL point, Nov. 15, 2010 vs. Ottawa...Points (2-5=7) in six straight games (Oct. 26-Nov. 6, 2010)...Three points (1-2=3) Oct. 23, 2010 vs. Toronto...PLAY-OFFS: Helped Flyers advance to Eastern Conference Semifinals...Second on club in assists, tied for third in points.

2009-10: Led Philadelphia in points, second in goals (career high), tied for third in assists...Led club in PPG (13, tied for sixth in NHL, career high), PPP (31, tied for ninth in NHL) and tied for second in PPA (18)...One of five Flyers to play in all 82 regular season games...Had 12 multi-point games (Flyers were 10-2-0 in those games)...Points (3-6=9) in six straight games (Feb. 13-March 9, 2010)...Four points (1-3=4) March 2, 2010 at Tampa Bay...Recorded 100th NHL goal Feb. 1, 2010 at Calgary...Points (3-3=6) in five straight games (Jan. 3-12, 2010)...Played in 300th NHL game Dec. 30, 2009 at NY Rangers...Three points (2-1=3) Dec. 23, 2009 at Tampa Bay...Three points (2-1=3) Dec. 8, 2009 vs. NY Islanders...Three points (2-1=3) Nov. 2, 2009 vs. Tampa Bay...Points (6-2=8) in five straight games (Oct. 2-10, 2009)...Second career hat trick Oct. 6, 2009 vs. Washington...PLAY-OFFS: Helped Flyers advance to Stanley Cup Finals before losing to Chicago...Second on club (fourth in NHL) in both points and assists...Three points (1-2=3) in Game 5 of the ECF vs. Montreal...Three points (1-2=3) in Game 1 of the CSF at Boston.

2008-09: Finalist for Selke Trophy...Flyers MVP (Bobby Clarke Trophy)...Led Philadelphia in assists (career high), second in points (career high), third in goals and second in plus-minus (+22, career high)...Led NHL in SHG (7, career high)...Led club in PPP (33), second in PPA (25, tied for 10th in NHL)...Had 18 multi-point games (Flyers were 13-3-2 in those games)...Three points (1-2=3) March 20, 2009 at Buffalo...Three points (1-2=3), including 200th NHL point, Feb. 21, 2009 vs. Pittsburgh...Recorded SHG three straight games (Feb. 15-21, 2009) - last player to do that was Joe Sakic in 1998...Career high five points (2-3=5) and +5 Feb. 19, 2009 vs. Buffalo...Scored third career 3-on-5 short-

handed goal Feb. 15, 2009 at NY Rangers (most in NHL history)...Three points (2-1=3) Jan. 30, 2009 at Tampa Bay...Three assists Jan. 2, 2009 at Anaheim...Three points two straight games: 1-2=3 Dec. 13, 2008 vs. Pittsburgh and 1-2=3 Dec. 16, 2008 vs. Colorado...Eight game point streaks (1-8=9) Oct. 28-Nov. 15, 2008 and (7-8=15) Nov. 29-Dec. 16, 2008 (streaks were career high)...Recorded 100th NHL assist Oct. 28, 2008 at Atlanta...Career high four assists Oct. 24, 2008 at New Jersey...Named 17th captain in Flyers history Sept. 17, 2008...PLAY-OFFS: Led club in assists, tied for club lead in points.

2007-08: Flyers MVP (Bobby Clarke Trophy) and recipient of Gene Hart Memorial Award (best rapport with Flyers fans)...Named an alternate captain...Led Philadelphia in points, assists and SHG (5, tied for third in NHL)...Tied for club lead in GWG (6), second in plus-minus (+14) and second in PPP (31)...Had 18 multi-point games (Flyers were 11-5-2 in those games)...Played in 200th NHL game Feb. 23, 2008 vs. Florida...Named to 2008 NHL All-Star Team (first appearance)...Three assists Jan. 8, 2008 at NY Rangers...Points (10-16=26) in 16 straight home games (Oct. 16-Dec. 27, 2007)...Three points (2-1=3) Dec. 22, 2007 vs. Buffalo...Signed to 12-year contract extension Dec. 13, 2007...Three assists, including 100th NHL point, Dec. 11, 2007 vs. Pittsburgh...Three assists Nov. 10, 2007 vs. Pittsburgh...Four points (2-2=4) Oct. 10, 2007 at Vancouver...PLAY-OFFS: Helped Flyers advance to Eastern Conference Finals...Tied for first in NHL in SHG (2)...Scored first career playoff goal on penalty shot in Game 3 of CQF vs. Washington (vs. Cristobal Huet)...One of only two NHL players to score first playoff goal on penalty shot (Wayne Connolly in 1968).

2006-07: Led Philadelphia in SHG (4, tied for fifth in NHL)...Three assists Feb. 20, 2007 at Buffalo...Played in 100th NHL game Nov. 20, 2006 vs. Pittsburgh...Three assists Nov. 16, 2006 at Los Angeles.

2005-06: Tied for first among NHL rookies in SHG (3)...First career hat trick (two SHG) Feb. 8, 2006 vs. NY Islanders...Scored first goal in NHL debut Oct. 5, 2005 vs. NY Rangers.

2004-05: Finished fourth season in juniors for Kitchener (OHL) before joining Philadelphia Phantoms for the playoffs...Helped Phantoms capture Calder Cup vs. Chicago Wolves.

LAST AMATEUR CLUB: Kitchener (OHL)...OHL Second-Team All-Star in 2004-05...OHL Scholastic Team and OHL All-Star in 2003-04...Memorial Cup All-Star Team in 2003 (Kitchener won Memorial Cup).

TRANSACTIONS: Selected by Philadelphia in the first round (24th overall) in the 2003 NHL Entry Draft.

INTERNATIONAL PLAY: Played for Team Canada at the following tournaments: Olympics (2010, 7 GP, 2-3=5, gold medal)...World Championships (2006, 9 GP, 3-2=5)...World Junior Championships (2005, 6 GP, 1-

CAREER HIGHLIGHTS

FIRST NHL GAME: Oct. 5, 2005 vs. NY Rangers (with Philadelphia)

FIRST NHL GOAL: Oct. 5, 2005 vs. NY Rangers (with Philadelphia)

FIRST NHL ASSIST: Oct. 7, 2005 vs. New Jersey (with Philadelphia)

MOST POINTS, Game: 5, Feb. 19, 2009 vs. Buffalo

MOST GOALS, Game: 3, 2x's

(Last: Oct. 6, 2009 vs. Washington)

MOST ASSISTS, Game: 4, Oct. 24, 2008 at New Jersey

CAREER POWER-PLAY GOALS: 36,

Last: April 5, 2011 at Ottawa

CAREER SHORT-HANDED GOALS: 23,

Last: Jan. 16, 2011 at NY Rangers*

CAREER GAME-WINNING GOALS: 21,

Last: Jan. 20, 2011 vs. Ottawa

CAREER PENALTY SHOTS: 0/5,

Last: Jan. 23, 2010 vs. Carolina (vs. Ward) - Missed

CAREER OVERTIME GOALS: 4,

Last: Dec. 11, 2010 at Boston

CAREER SHOOTOUT GOALS/ATTEMPTS: 1/5 (20 percent)

CAREER PLUS-MINUS: +39

*Tied for 40th all-time

RICHARDS -vs- NHL

	GP	G	A	PTS	PIM		GP	G	A	PTS	PIM
ANA	6	1	4	5	6	NSH	5	2	2	4	2
BOS	21	7	8	15	21	NJ	40	7	23	30	10
BUF	21	11	14	25	30	NYI	38	13	21	34	37
CGY	5	2	3	5	4	NYR	37	12	11	13	64
CAR	20	5	10	15	12	OTT	21	12	9	21	14
CHI	5	2	0	2	9	PHI	0	0	0	0	4
COL	6	2	5	7	2	PHX	5	2	2	4	0
CBJ	5	1	0	1	0	PIT	40	6	25	31	44
DAL	7	2	6	8	0	SJ	7	1	4	5	6
DET	5	1	1	2	0	STL	4	1	0	1	5
EDM	5	0	1	1	2	TB	21	10	12	22	20
FLA	23	3	10	13	31	TOR	21	8	8	16	6
LA	7	3	6	9	6	VAN	5	2	2	4	12
MIN	6	0	1	1	8	WSH	22	7	11	18	15
MTL	22	6	8	14	10	WPG	23	4	9	23	17

CAREER REGULAR SEASON STATISTICS


Season	Team	Lge	REGULAR SEASON					PLAYOFFS				
			GP	G	A	PTS	PIM	GP	G	A	PTS	PIM
2004-05	Philadelphia Phantoms	AHL	—	—	—	—	—	14	7	8	15	28
2005-06	Philadelphia Flyers	NHL	79	11	23	34	65	6	0	1	1	0
2006-07	Philadelphia Flyers	NHL	59	10	22	32	52	—	—	—	—	—
2007-08	Philadelphia Flyers	NHL	73	28	47	75	76	17	7	7	14	10
2008-09	Philadelphia Flyers	NHL	79	30	50	80	63	6	1	4	5	6
2009-10	Philadelphia Flyers	NHL	82	31	31	62	79	23	7	16	23	18
2010-11	Philadelphia Flyers	NHL	81	23	43	66	62	11	1	6	7	15
NHL Totals			453	133	216	349	397	63	16	34	50	49
KINGS Totals			0	0	0	0	0	0	0	0	0	0

4=5, team captain, gold medal), (2004, 6 GP, 2-3=5, tied tournament lead with +11, silver medal)...Other (2002 U18 Eight Nations Cup, gold medal).

PERSONAL: Nickname: Ric...Pet: black lab (Arnold)...Favorite movie: Primal Fear...Favorite TV show: Two And A Half Men...Favorite actor: Edward Norton...Favorite NHL city, other than Los Angeles: New York City...Favorite sport other than hockey:

tennis...Favorite hockey moment: winning gold medal at 2010 Olympics...Favorite pro athlete: Roger Federer...Favorite hockey player growing up: Joe Sakic...Favorite road arena: Bell Centre...Favorite vacation spot: Costa Rica...First job: paper boy...Charities: supports Cancer Society...Helps the environment by: recycling...If not a hockey player he would be: teacher.





BRAD RICHARDSON

15

Position: Center / **Shoots:** Left

Height: 5-11 / **Weight:** 191

Age: 26 (Turns 25 on Feb. 4, 2012)

Birthplace: Belleville, Ontario
(Feb. 4, 1985)

ACQUIRED BY KINGS: From Colorado for a second-round selection in the 2008 NHL Entry Draft on June 21, 2008.

2010-11: Two points (1-1=2) Feb. 28, 2011 vs. Detroit...Played in his 300th NHL game Feb. 26, 2011 vs. Colorado...Played in 100th consecutive game Dec. 9, 2010 vs. Calgary (streak started Oct. 19, 2009), but suffered upper body injury in game...First career hat trick (scored one goal short-handed and had GWG) Oct. 23, 2010 at Colorado...First point of the season (assist) Oct. 21 at Phoenix...PLAYOFFS: Tied for club lead in points, led club in shots (17).

2009-10: Kings nominee for 2009-10 Bill Masterton Memorial Trophy...Career highs in points, assists and games played...Kings were 10-0-1 when he scored...Third on Kings in GWG (4)...Two assists March 29, 2010 at Minnesota...Plus-3 Feb. 4, 2010 vs. Anaheim...13 points (4-9=13) and plus-10 in 16-game span (Dec. 15, 2009-Jan. 23, 2010)...Two points (1-1=2) and plus-2 Jan. 23, 2010 at Detroit...Two assists Jan. 16, 2010 vs. Boston...Eight points (2-6=8) and plus-8 in eight-game span (Dec. 15, 2009-Jan. 4, 2010)...Led Kings with 11 points in December 2009 (5-6=11), career high in points for one month...Two assists and plus-2 Dec. 28, 2009 vs. Minnesota...Two points (1-1=2) Dec. 15, 2009 at Edmonton...Played in 200th NHL game Dec. 12, 2009 vs. Dallas...Three-game goal/point (3-1=4) streak (Dec. 1-5, 2009)...SHG Dec. 5, 2009 vs. St. Louis...Two points (1-1=2), scored GWG and plus-2 Dec. 1, 2009 at Anaheim (first two points of season and first goal as King)...No goals in first 57 games with Kings...PLAYOFFS: Scored GWG in Game 3 vs. Vancouver.

2008-09: First point as a King Oct. 25, 2008 at Nashville...Missed 22 games with foot injury (Dec. 5, 2008 to Jan. 21, 2009)...Played three games with Manchester on a conditioning assignment.

2007-08: Split season with Colorado and Lake Erie...Ranked fourth on Lake Erie in points, tied for third on club in assists, tied for second in PPP (20)... Led Lake Erie in Pts/gm (1.05)...Had five three-point games, one four-point game and one five-point game with Lake Erie...Hat trick and five points (3-2=5) March 29, 2008 at Syracuse...16 points (3-13=16) in nine-game span with Lake Erie (March 2-20, 2008)...Recalled from Lake Erie three times during season.

2006-07: 11 goals and 19 points with Colorado came on road...Led Colorado in SHG (3)...Became first Avalanche player to score three SHG in single season since Joe Sakic in 2000-01 (also three)...First career overtime goal March 4, 2007 at Detroit...Career-high three points (all assists) Dec. 19, 2006 at Edmonton...First career multi-goal game Oct. 5, 2006 at Minnesota.

2005-06: First career NHL goal and first career multi-point game (1-1=2) Jan. 28, 2006 vs. Vancouver...First career NHL assist Jan. 9, 2006 vs. St. Louis...Made NHL debut Nov. 27, 2005 vs. Vancouver...PLAYOFFS: Helped Avalanche advance to Western Conference Semifinals...First NHL playoff goal April 28, 2006 vs. Dallas.

2004-05: 97 points (41-56=97) and 60 penalty minutes in final year of juniors with Owen Sound (OHL)...Third in OHL in points, tied for third in goals, sixth in assists, second in GWG (9)...Runner-up for OHL's Most Outstanding Player Award...Won Jerry Reid Memorial Award as Owen Sound's Team MVP...OHL Third-Team All-Star.

LAST AMATEUR CLUB: Owen Sound, OHL...Owen Sound's Team MVP in 2001-02, 2002-03 and 2004-05...OHL Third-Team All-Star and runner-up for OHL's Most Outstanding Player Award in 2004-05...Owen Sound's Rookie of the Year in 2001-02.

TRANSACTIONS: Selected by Colorado in the fifth round (163rd overall) in the 2003 NHL Entry Draft.

PERSONAL: Nickname: Richie...Favorite movie: *Dumb & Dumber*...Favorite TV show: *Curb Your Enthusiasm*...Favorite actor: Leonardo DiCaprio...Favorite band: Swedish House Mafia...Favorite NHL city, other than Los Angeles: New York City...Favorite magazine: *Men's Journal*...Favorite sport other than hockey: golf...Favorite pro athlete: Tiger Woods...Favorite hockey player growing up: Wayne Gretzky...Favorite road arena: Madison Square Garden...Favorite food: sushi...Favorite vacation spot: Bahamas...First job: pool boy...Wears jersey number because: wore it all his life...If not a hockey player he would be: golfer...Miscellaneous: loves water sports.

CAREER HIGHLIGHTS

FIRST NHL GAME: Nov. 27, 2005 vs. Vancouver (with Colorado)

FIRST NHL GOAL: Jan. 28, 2006 vs. Vancouver (with Colorado)

FIRST NHL ASSIST: Jan. 9, 2006 vs. St. Louis (with Colorado)

MOST POINTS, Game: 3, 2x's
(Last: Oct. 23, 2010 at Colorado)

MOST GOALS, Game: 3, Oct. 23, 2010 at Colorado

MOST ASSISTS, Game: 3, Dec. 19, 2006 at Edmonton

LONGEST POINT STREAK: 3, 2x's
(Last: Dec. 31, 2009 to Jan. 4, 2010: 1-2=3)

LONGEST GOAL STREAK: 3, Dec. 1 to Dec. 5, 2009: 3g

LONGEST ASSIST STREAK: 2, 6x's
(Last: Feb. 26 to Feb. 28, 2011: 2a)

CAREER POWER-PLAY GOALS: 1,
Feb. 10, 2006 at Columbus

CAREER SHORT-HANDED GOALS: 5,
Last: Oct. 23, 2010 at Colorado

CAREER GAME-WINNING GOALS: 8,
Last: Oct. 23, 2010 at Colorado

CAREER PENALTY SHOTS: None

CAREER OVERTIME GOALS: 1, March 4, 2007 at Detroit

CAREER SHOOTOUT GOALS/ATTEMPTS: 0/1
(0 percent)


CAREER PLUS-MINUS: -17


RICHARDSON -vs- NHL

	GP	G	A	PTS	PIM		GP	G	A	PTS	PIM
ANA	20	2	2	4	21	NSH	14	0	1	1	2
BOS	5	1	2	3	0	NJ	3	0	1	1	2
BUF	4	1	0	1	2	NYI	5	1	1	2	2
CGY	22	2	4	6	22	NYR	3	0	1	1	0
CAR	3	0	0	0	2	OTT	4	2	1	3	0
CHI	18	2	3	5	2	PHI	5	0	0	0	0
COL	9	5	2	7	8	PHX	22	3	4	7	8
CBJ	13	3	1	4	2	PIT	1	0	0	0	0
DAL	18	1	2	3	10	SJ	21	0	5	5	20
DET	16	3	2	5	6	STL	18	1	3	4	7
EDM	25	3	6	9	2	TB	2	0	0	0	0
FLA	3	0	1	1	0	TOR	4	0	1	1	0
LA	5	0	0	0	6	VAN	21	2	4	6	4
MIN	21	5	5	10	4	WSH	3	0	1	1	0
MTL	5	0	1	1	2	WPG	3	0	0	0	9

CAREER REGULAR SEASON STATISTICS

Season	Team	Lge	REGULAR SEASON					PLAYOFFS				
			GP	G	A	Pts	PIM	GP	G	A	Pts	PIM
2005-06	Lowell Lock Monsters	AHL	29	4	13	17	20	—	—	—	—	—
2005-06	Colorado Avalanche	NHL	41	3	10	13	12	9	1	0	1	6
2006-07	Colorado Avalanche	NHL	73	14	8	22	28	—	—	—	—	—
2006-07	Albany River Rats	AHL	3	0	1	1	2	—	—	—	—	—
2007-08	Colorado Avalanche	NHL	22	2	3	5	8	—	—	—	—	—
2007-08	Lake Erie Monsters	AHL	38	14	26	40	18	—	—	—	—	—
2008-09	Los Angeles Kings	NHL	31	0	5	5	11	—	—	—	—	—
2008-09	Manchester Monarchs	AHL	3	1	2	3	0	—	—	—	—	—
2009-10	Los Angeles Kings	NHL	81	11	16	27	37	6	1	1	2	2
2010-11	Los Angeles Kings	NHL	68	7	12	19	47	6	2	3	5	2
NHL Totals			316	37	54	91	143	21	4	4	8	10
KINGS Totals			180	18	33	51	95	12	3	4	7	4





ROB SCUDERI

7

Position: Defense / **Shoots:** Left

Height: 6-1 / **Weight:** 219

Age: 32 (Turns 33 on Dec. 30, 2011)

Birthplace: Syosset, N.Y.
(Dec. 30, 1978)

ACQUIRED BY KINGS: Signed by the Kings as an unrestricted free agent on July 2, 2009.

2010-11: Kings rankings were the following: fifth in TOI average (20:17) and second in blocked shots (122)... One of six Kings to play in all 82 regular season games...Set career high in goals...Blocked shot in 62 of 82 games...20+ TOI 40 times (season high 27:08 TOI Mar. 3, 2011 vs. Phoenix)...Nine blocked shots March 3, 2011 vs. Phoenix...Assist and five blocked shots Feb. 17, 2011 at NY Rangers...Scored second goal of season Feb. 5, 2011 at Calgary...Five blocked shots Jan. 6, 2011 vs. Nashville...Tied career high with two points (1-1=2) Dec. 21, 2010 at Colorado (first goal in 185 games)...Played in 400th NHL game and 100th game as a King Dec. 11, 2010 vs. Minnesota...Five blocked shots Nov. 27, 2010 vs. Chicago...Assist and 25:06 TOI Nov. 20, 2010 at Boston...Earned assists in back-to-back games (Oct. 28, 2010 at Dallas and Oct. 30, 2010 vs. New Jersey)...PLAYOFFS: Led club in blocked shots (18).

2009-10: Second among Kings defensemen (third overall on club) in plus-minus (+16)...Blocked shot in 56 of 73 games... Five blocked shots March 18, 2010 vs. Chicago...Five blocked shots March 3, 2010 at Dallas...Four assists in five-game span (Jan. 4-14, 2010)...Two assists Jan. 9, 2010 vs. St. Louis...Five blocked shots Oct. 28, 2009 at San Jose...First point/assist as a King and four blocked shots Oct. 8, 2009 vs. Minnesota...Made Kings debut Oct. 3, 2009 vs. Phoenix...PLAYOFFS: Tied for second on club in blocked shots (10)...Played in 50th NHL postseason game in Game 1 at Vancouver (April 15, 2010).

2008-09: Career-high in points, assists and plus-minus (+23)...Led Pittsburgh in plus-minus (tied for seventh among NHL defensemen, tied for 20th overall)...Led Pittsburgh in blocked shots (164), tied for 12th in the NHL...Played in 300th NHL game April 11, 2009 at Montreal...Plus-16 in final 20 games (Feb. 27-April 11, 2009)...Tied career-high with plus-4 April 1, 2009 vs. New Jersey...First career multi-assist game Dec. 11, 2008 vs. NY Islanders...Eight blocked shots Oct. 16, 2008 vs. Washington...PLAYOFFS: Helped Penguins capture Stanley Cup in seven games vs. Detroit...Second among Pittsburgh defenseman in plus-minus (+5), tied for eighth among NHL defensemen...Led NHL in blocked shots (53)...Second among Pittsburgh defensemen with 20:29 TOI/gm...Assisted on GWG in Game 7 of Stanley Cup Finals.

2007-08: Fifth on Pittsburgh in blocked shots (110)... Played in 200th NHL game Feb. 2, 2008 vs. Carolina...PLAYOFFS: Helped Penguins advance to Stanley Cup Finals before losing to Detroit...Tied for second among Pittsburgh defensemen in plus-minus (+5).

2006-07: Fifth on Pittsburgh in blocked shots (109)...

Played in 100th NHL game Dec. 19, 2006 vs. St. Louis...Established career-high with plus-4 Dec. 15, 2006 vs. NY Islanders.

2005-06: NHL Career-high in penalty minutes...Third on Pittsburgh in blocked shots (103).

2004-05: Plus-15 with Wilkes-Barre/Scranton.

2003-04: Split season with Pittsburgh and Wilkes-Barre/Scranton...Helped the Baby Penguins advance to the Calder Cup Finals.

LAST AMATEUR CLUB: Boston College, NCAA... NCAA Championship All-Tournament Team and won NCAA Championship in 2000-01...Finished collegiate career as BC's all-time leader with 169 games played... Hockey East All-Rookie Team in 1997-98...BC advanced to Frozen Four all four years he attended (1997-98 through 2000-01)...Missed only game during his entire collegiate tenure (in 1998-99).

TRANSACTIONS: Selected by Pittsburgh in the fifth round (134th overall) in the 1998 NHL Entry Draft.

INTERNATIONAL PLAY: Attended Team USA's Olympic Men's Ice Hockey Orientation Camp in August 2009 – one of four Kings to attend camp (Dustin Brown, Jack Johnson and Jonathan Quick).

PERSONAL: Nickname: Scuds...Off-season home: Boston...Wife: Courtney...Kids: Ryan (5), Kate (4)... Favorite movie: Slap Shot...Favorite TV show: The Simpsons...Favorite actor: Tom Hanks...Favorite NHL city, other than Los Angeles: Nashville...Favorite book: The Big Short...Favorite sport other than hockey: Lacrosse...Favorite hockey moment: winning the Stanley Cup and NCAA National Championship... Favorite pro athlete: David Wright...Favorite hockey player growing up: Denis Potvin...Favorite road arena: Madison Square Garden...Favorite vacation spot: Cape Cod...First job: concession stand vendor at public park...Charities: supports Make-A-Wish Foundation...Helps the environment by: reduce, reuse, recycle...If not a hockey player he would be: policeman or fireman.

CAREER HIGHLIGHTS

FIRST NHL GAME: Feb. 12, 2004 at Florida (with Pittsburgh)

FIRST NHL GOAL: March 7, 2004 at NY Rangers (with Pittsburgh)

FIRST NHL ASSIST: Feb. 22, 2004 vs. Ottawa (with Pittsburgh)

MOST POINTS, Game: 2, 4x's (Last: Dec. 21, 2010 at Colorado)

MOST GOALS, Game: 1, 5x's (Last: Feb. 5, 2011 at Calgary)

MOST ASSISTS, Game: 2, 2x's (Last: Jan. 9, 2010 vs. St. Louis)

LONGEST POINT STREAK: 2, 5x's (Last: Oct. 28 to Oct. 30, 2010: 0-2=2)

LONGEST GOAL STREAK: 1, 5x's (Last: Feb. 5, 2011: 1g)

LONGEST ASSIST STREAK: 2, 4x's (Last: Oct. 28 to Oct. 30, 2010: 2a)

CAREER POWER-PLAY GOALS: None

CAREER SHORT-HANDED GOALS: None

CAREER GAME-WINNING GOALS: 1, Dec. 21, 2010 at Colorado

CAREER PENALTY SHOTS: None

CAREER OVERTIME GOALS: None

CAREER SHOOTOUT GOALS/ATTEMPTS: None

CAREER PLUS-MINUS: +30

SCUDERI -vs- NHL

	GP	G	A	PTS	PIM		GP	G	A	PTS	PIM
ANA	14	0	2	2	0	NSH	12	0	2	2	6
BOS	18	0	3	3	10	NJ	30	1	2	3	2
BUF	14	0	3	3	8	NYI	36	0	6	6	14
CGY	9	1	1	2	0	NYR	29	1	7	8	4
CAR	18	0	3	3	12	OTT	17	1	3	4	6
CHI	10	0	1	1	6	PHI	27	0	4	4	12
COL	10	1	2	3	5	PHX	16	0	1	1	2
CBJ	12	0	2	2	4	PIT	2	0	0	0	0
DAL	15	0	1	1	6	SJ	17	0	3	3	2
DET	11	0	1	1	2	STL	10	0	3	3	4
EDM	10	0	3	3	4	TB	14	0	0	0	8
FLA	17	0	1	1	8	TOR	17	0	2	2	8
LA	3	0	0	0	2	VAN	10	0	0	0	2
MIN	10	0	2	2	2	WSH	15	0	0	0	4
MTL	17	0	1	1	0	WPG	15	0	1	1	6

CAREER REGULAR SEASON STATISTICS

Season	Team	Lge	REGULAR SEASON					PLAYOFFS				
			GP	G	A	Pts	PIM	GP	G	A	Pts	PIM
2001-02	Wilkes-Barre/Scranton Penguins	AHL	75	1	22	23	66	—	—	—	—	—
2002-03	Wilkes-Barre/Scranton Penguins	AHL	74	4	17	21	44	6	0	1	1	4
2003-04	Wilkes-Barre/Scranton Penguins	AHL	64	1	15	16	54	24	0	3	3	1
2003-04	Pittsburgh Penguins	NHL	13	1	2	3	4	—	—	—	—	—
2004-05	Wilkes-Barre/Scranton Penguins	AHL	79	2	18	20	34	11	2	1	3	2
2005-06	Pittsburgh Penguins	NHL	57	0	4	4	36	—	—	—	—	—
2005-06	Wilkes-Barre/Scranton Penguins	AHL	13	0	8	8	8	—	—	—	—	—
2006-07	Pittsburgh Penguins	NHL	78	1	10	11	28	5	0	0	0	2
2007-08	Pittsburgh Penguins	NHL	71	0	5	5	26	20	0	3	3	2
2008-09	Pittsburgh Penguins	NHL	81	1	15	16	18	24	1	4	5	6
2009-10	Los Angeles Kings	NHL	73	0	11	11	21	6	0	0	0	6
2010-11	Los Angeles Kings	NHL	82	2	13	15	16	6	0	2	2	0
NHL Totals			455	5	60	65	149	61	1	9	10	16
KINGS Totals			155	2	24	26	37	12	0	2	2	6



THE PLAYERS




LOS ANGELES KINGS

1.888.KINGS.LA | LAKINGS.COM

PRIDE=PASSION=POWER

65



JARRET STOLL

28

Position: Center / **Shoots:** Right
Height: 6-1 / **Weight:** 213
Age: 29 (Turns 30 on June 24, 2012)
Birthplace: Melville, Saskatchewan
 (June 24, 1982)

ACQUIRED BY KINGS: From Edmonton with Matt Greene for Lubomir Visnovsky on June 29, 2008.

2010-11: NHL rankings were the following: fifth in face-off pct (57.5%), second in shootout goals (9), tied for first in GDG in shootout (4), first in shootout pct among players with four-plus shots (90%, 9-for-10)... Kings rankings were the following: fifth in goals, fifth in points, second in GWG (5), fifth in shots (187), third in hits (164) and first in faceoff pct... One of six Kings to play in all 82 regular season games... Set club record in shootout goals and shootout pct... Scored 20th goal April 6, 2011 vs. Phoenix (second time he's scored 20 goals in season)... Was 33-for-40 on faceoffs (82.5%) in three-game span (March 7-11, 2011)... Played in 500th NHL game March 9, 2011 at Detroit... Won 10 of 10 faceoffs March 7, 2011 vs. Dallas... Played in 200th game as a King Feb. 5, 2011 at Calgary... Five goals in five-game span (Jan. 6-15, 2011)... Two goals Jan. 15, 2011 vs. Edmonton... Two goals (one SH) Jan. 8, 2011 vs. Columbus... Was 149-for-225 on faceoffs (66.2%) in 14-game span (Nov. 24-Dec. 26, 2010)... Won 11 of 12 faceoffs Nov. 27, 2010 vs. Chicago (91.7%)... 17 points (7-10=17) in 17-game span (Oct. 12-Nov. 20, 2010)... Earned 100th career goal Nov. 20, 2010 at Boston... Points (3-7=10) in eight straight games (Oct. 28-Nov. 17, 2010)... Earned 100th point as a King Nov. 6, 2010 vs. Nashville... Was 42-for-60 on faceoffs (70.0%) in four-game span (Oct. 27-Nov. 4, 2010)... Three points (1-2=3) Oct. 30, 2010 vs. New Jersey... **PLAYOFFS:** Led club in plus-minus (+4)... Won 15 of 17 faceoffs in Game 5 at San Jose.

2009-10: 10th in the NHL in faceoff pct (56.0%)... Was 84-130 on faceoffs (64.6%) in nine-game span (March 4-22, 2010)... Was 13-14 on faceoffs March 6, 2010 vs. Montreal... Played in 400th NHL game Jan. 19, 2010 vs. San Jose... Was 134-225 on faceoffs (59.6%) 15-game span (Nov. 11-Dec. 14, 2009)... 19 points (10-9=19) in 21-game span (Oct. 24-Dec. 10, 2009)... Six-game point (3-4=7) streak (Dec. 1-10, 2009)... Three-game goal (3g) streak (Dec. 3-9, 2009)... Played in 100th game as a King Dec. 1, 2009 at Anaheim... Two goals Oct. 24, 2009 at Phoenix... Was 10-11 on faceoffs Oct. 15, 2009 at Detroit... **PLAYOFFS:** Tied for second on Kings in hits (23).

2008-09: Second on Kings in PPG (10)... Seventh in NHL (led Kings) in faceoff pct (57.2%)... Had 12 multi-point games (the Kings were 8-4-0 in those games)... Played in 126 consecutive games from Dec. 10, 2007-March 26, 2008 before being sidelined with a groin injury... Two goals, won 14 of 20 faceoffs, scored GWG March 9, 2009 vs. Vancouver... Three points (1-2=3) including 200th NHL point Feb. 18, 2009 at Anaheim... Played in 100th consecutive game Jan. 31, 2009 at Montreal... Career-high three assists Dec. 11, 2008 vs. St. Louis... Played in 300th NHL game Nov. 11, 2008 vs. Dallas.

2007-08: Second on Edmonton in PPG (8), led Edmonton (tied for eighth in NHL) in SHG (3)... Led Edmonton in faceoff pct (55.1%)... Earned 100th NHL assist Feb. 4, 2008 vs. Calgary... Scored two goals in 31-second span Jan. 24, 2008 at Florida... Won 12 of 13

faceoffs Jan. 13, 2008 vs. Calgary... Won 14 of 19 faceoffs Jan. 5, 2008 vs. NY Rangers... Back-to-back multi-assist games (0-2=2) Nov. 30, 2007 vs. Anaheim and Dec. 2, 2007 at Anaheim.

2006-07: Led Edmonton in faceoff pct (55.6%)... Led Edmonton with two six-game point streaks: (4-5=9) Oct. 23-Nov. 3, 2006 and (2-6=8) Dec. 4-14, 2006... Played in 148 consecutive games from Feb. 27, 2004-Jan. 18, 2007 before being sidelined with a fractured nose... Played in 200th NHL game Jan. 16, 2007 at Minnesota... Scored on first career penalty shot Dec. 10, 2006 at Chicago... Earned 100th NHL point (assist) Oct. 28, 2006 vs. Washington... Missed final 30 games season due to a concussion.

2005-06: Career highs in goals, points and assists... Second on Edmonton in PPG (11), led club in shots (243)... One of three Oilers to play in all 82 games... Fifth in NHL in faceoff pct (56.8%)... Career-high nine-game point (2-8=10) streak (Jan. 25-Feb. 12, 2006)... Set Edmonton single-game record for highest faceoff pct Feb. 4, 2006 vs. Vancouver (won 21 of 22 faceoffs = 95.5%)... Career-high four points (2-2=4) Nov. 4, 2005 at St. Louis... **PLAYOFFS:** Helped Oilers advance to Stanley Cup Finals before losing to Carolina in Game 7... Ninth in NHL in faceoff pct (57.0%).

2003-04: First full NHL season... Led Edmonton rookies in goals, second in points, assists and plus-minus (+8)... Second overall on Edmonton in faceoff pct (54.1%).

2002-03: Split season with Edmonton and Hamilton... Helped the Bulldogs advance to the Calder Cup Finals.

LAST AMATEUR CLUB: Kootenay, WHL... WHL First Team All-Star in 2000-01 and 2001-02... WHL Western Conference All-Star in 2001-02 Hershey Cup All-Star series... Canadian Major Junior First-Team All-Star in 2000-01.

TRANSACTIONS: Selected by Calgary in the second round (46th overall) in the 2000 NHL Entry Draft... Selected by Edmonton in the second round (36th overall) in the 2002 NHL Entry Draft.

INTERNATIONAL PLAY: Played for Team Canada at the following tournaments: World Junior Championships (2002, 7 GP, 2-4=6, team captain, silver medal), (2001, 7 GP, 0-2=2, bronze medal)... Other (1999 U18 Four Nations Cup, gold medal).

PERSONAL: Nickname: Stolly... Favorite movie: The Shawshank Redemption... Favorite TV show: Seinfeld... Favorite actor: Samuel L. Jackson... Favorite band... Linkin Park... Favorite sport other than hockey: golf... Favorite hockey moment: playing in the Stanley Cup Finals in 2006... Favorite pro athlete: Tiger Woods... Favorite hockey player growing up: Steve Yzerman... Favorite vacation spot: Bora Bora... Wears jersey number because: his grandpa picked it... Charities: supports his Jarret Stoll Celebrity Golf Classic in Saskatoon, benefiting the Endowment Fund for children at Royal University Hospital... Helps the environment by: never littering.

CAREER HIGHLIGHTS

FIRST NHL GAME: Jan. 29, 2003 vs. Minnesota (with Edmonton)
FIRST NHL GOAL: Nov. 10, 2003 at NY Rangers (with Edmonton)
FIRST NHL ASSIST: Jan. 29, 2003 vs. Minnesota (with Edmonton)
MOST POINTS, Game: 4, Nov. 4, 2005 at St. Louis
MOST GOALS, Game: 2, 10x's (Last: Jan. 15, 2011 vs. Edmonton)
MOST ASSISTS, Game: 3, Dec. 11, 2008 vs. St. Louis
LONGEST POINT STREAK: 9, Jan. 25 to Feb. 12, 2006: 2-8=10
LONGEST GOAL STREAK: 3, 2x's (Last: Dec. 5 to Dec. 9, 2009: 3g)
LONGEST ASSIST STREAK: 4, 2x's (Last: Jan. 25 to Feb. 2, 2006: 4a)
CAREER POWER-PLAY GOALS: 44, Last: March 3, 2011 vs. Phoenix
CAREER SHORT-HANDED GOALS: 7, Last: Jan. 8, 2011 vs. Columbus
CAREER GAME-WINNING GOALS: 19, Last: March 3, 2011 vs. Phoenix
CAREER PENALTY SHOTS: 1/2 Last: Feb. 2, 2011 at Edmonton (vs. Khabibulin) - Missed
CAREER OVERTIME GOALS: 3, Last: Nov. 17, 2005 vs. Detroit
CAREER SHOOTOUT GOALS/ATTEMPTS: 13/23 (57 percent)
CAREER PLUS-MINUS: -12

STOLL -vs- NHL


	GP	G	A	PTS	PIM		GP	G	A	PTS	PIM
ANA	32	5	16	21	20	NSH	25	8	10	18	12
BOS	7	3	2	5	2	NJ	7	2	2	4	0
BUF	4	0	1	1	4	NYI	8	1	5	6	4
CGY	35	4	10	14	36	NYR	7	2	2	4	6
CAR	6	1	2	3	6	OTT	5	0	1	1	4
CHI	26	9	3	12	8	PHI	8	2	4	6	2
COL	37	10	16	26	22	PHX	30	9	9	18	26
CBJ	27	4	12	16	32	PIT	6	2	1	3	4
DAL	33	3	15	18	34	SJ	31	4	8	12	44
DET	26	3	8	11	20	STL	25	5	11	16	18
EDM	9	4	1	5	4	TB	5	0	1	1	4
FLA	6	4	2	6	2	TOR	5	1	2	3	2
LA	15	4	5	9	14	VAN	38	9	15	24	28
MIN	36	8	11	19	16	WSH	5	1	4	5	4
MTL	6	2	3	5	10	WPG	5	3	1	4	0

CAREER REGULAR SEASON STATISTICS

Season	Team	Lge	REGULAR SEASON					PLAYOFFS				
			GP	G	A	Pts	PIM	GP	G	A	Pts	PIM
2002-03	Hamilton Bulldogs	AHL	76	21	33	54	86	23	5	8	13	25
2002-03	Edmonton Oilers	NHL	4	0	1	1	0	—	—	—	—	—
2003-04	Edmonton Oilers	NHL	68	10	11	21	42	—	—	—	—	—
2004-05	Edmonton Roadrunners	AHL	66	21	17	38	92	—	—	—	—	—
2005-06	Edmonton Oilers	NHL	82	22	46	68	74	24	4	6	10	24
2006-07	Edmonton Oilers	NHL	51	13	26	39	48	—	—	—	—	—
2007-08	Edmonton Oilers	NHL	81	14	22	36	74	—	—	—	—	—
2008-09	Los Angeles Kings	NHL	74	18	23	41	68	—	—	—	—	—
2009-10	Los Angeles Kings	NHL	73	16	31	47	40	6	1	0	1	4
2010-11	Los Angeles Kings	NHL	82	20	23	43	42	5	0	3	3	0
NHL Totals			515	113	183	296	388	35	5	9	14	28
KINGS Totals			229	54	77	131	150	11	1	3	4	4



THE PLAYERS



KEVIN WESTGARTH

19

Position: Right Wing / **Shoots:** Right

Height: 6-4 / **Weight:** 234

Age: 27 (Turns 28 on Feb. 7, 2012)

Birthplace: Amherstburg, Ontario
(Feb. 7, 1984)

ACQUIRED BY KINGS: Signed by the Kings as an unrestricted free agent on March 16, 2007.

2009-10: Second on the Kings in penalty minutes... Earned assist Dec. 29, 2010 at Phoenix... Earned assist Dec. 18, 2010 at Nashville... Earned first NHL point (25th career game) with an assist Nov. 20, 2010 at Boston... 12 penalty minutes (including two fighting altercations) Nov. 13, 2010 vs. NY Islanders... PLAY-OFFS: Tied for second on club in penalty minutes.

2009-10: One of seven AHL players to have 25-plus points and 150-plus penalty minutes... Led Manchester in penalty minutes (19th in AHL)... Back-to-back two-goal games (Dec. 4, 2009 vs. Hartford and Dec. 5, 2009 vs. Worcester)... Plus-4 Dec. 5, 2009 vs. Worcester... Two assists and plus-3 Oct. 3, 2009 at Albany... Helped Monarchs advance to the AHL's Eastern Conference Finals... Missed 10 playoff games with a lower body injury.

2008-09: Made NHL debut Jan. 20, 2009 at Minnesota... Recalled from Manchester twice during season... Led Manchester in penalty minutes (tied for 24th in AHL)... Recorded 21 penalty minutes Nov. 1, 2008 at Worcester.

2007-08: Second on Manchester in penalty minutes (second among AHL rookies)... Led AHL rookies (tied for fourth overall in AHL) in major penalties (25).

2006-07: Finished senior year at Princeton University, recording 24 points (8-16=24) and 40 penalty minutes... Ranked third on Princeton in points and assists (both collegiate career highs)... Tied for second on Princeton in PPG (5)... Tied for second on club with 18 points (6-12=18) during conference play... Played with older brother Brett (defenseman) for third season (Kevin and Brett teammates in 2006-07, 2005-06 and 2003-04)... Signed with Kings March 16, 2007 and finished season with Manchester... Made professional debut with Manchester March 18, 2007 at Providence.

2005-06: 23 points (10-13=23) and 36 penalty minutes in 29 games with Princeton... Collegiate career high in goals... Second on Princeton in points, tied for third in goals, third in PPG (5)... Tied for second on club with nine goals during conference play.

2004-05: Seven points (4-3=7) and 36 penalty minutes in 29 games with Princeton... Fourth on Princeton in penalty minutes.

2003-04: Six points (3-3=6) and 48 penalty minutes in 25 games during freshman year at Princeton... Collegiate career high in penalty minutes and led Princeton... Led Princeton with 42 penalty minutes during conference play.

LAST AMATEUR CLUB: Princeton, NCAA.

PERSONAL: Nickname: Westy... Wife: Meagan... Pets: two dogs (Stella and Huey)... Favorite Movie: The Shawshank Redemption... Favorite TV show: Arrested Development... Favorite actor: Jeff Bridges... Favorite band: The Beatles... Favorite NHL city, other than Los Angeles: Nashville... Favorite book: Zen and the art of Motorcycle Maintenance... Favorite sport other than hockey: golf... Favorite hockey moment: last year's playoffs... Favorite pro athlete: Rob Scuderi... Favorite hockey player growing up: Cam Neely... Favorite road arena: Joe Louis Arena... Favorite food: corn dogs... Favorite holiday: St. Patrick's Day... Favorite vacation spot: living room couch... First job: Arena Sports Manager... Wears jersey number because: models his game after Steve Yzerman... Charities: supports Wounded Warrior and Children's Hospitals... Helps the environment by: turning out the lights, walking to the grocery store... Miscellaneous: loves to cook, has shot a hole-in-one.

CAREER HIGHLIGHTS

FIRST NHL GAME: Jan. 20, 2009 at Minnesota

FIRST NHL GOAL: None

FIRST NHL ASSIST: Nov. 20, 2011 at Boston

MOST POINTS, Game: 1, 3x's
(Last: Dec. 29, 2010 at Phoenix)

MOST GOALS, Game: None

MOST ASSISTS, Game: 1, 3x's
(Last: Dec. 29, 2010 at Phoenix)

LONGEST POINT STREAK: 1, 3x's
(Last: Dec. 29, 2010 at Phoenix)

LONGEST GOAL STREAK: None

LONGEST ASSIST STREAK: 1, 3x's
(Last: Dec. 29, 2010 at Phoenix)

CAREER POWER-PLAY GOALS: None

CAREER SHORT-HANDED GOALS: None

CAREER GAME-WINNING GOALS: None

CAREER PENALTY SHOTS: None

CAREER OVERTIME GOALS: None

CAREER SHOOTOUT GOALS/ATTEMPTS: None


CAREER PLUS-MINUS: -5

WESTGARTH -vs- NHL

	GP	G	A	PTS	PIM		GP	G	A	PTS	PIM
ANA	5	0	0	0	14	NSH	3	0	1	1	4
BOS	2	0	1	1	0	NJ	1	0	0	0	0
BUF	1	0	0	0	5	NYI	2	0	0	0	12
CGY	3	0	0	0	4	NYR	0	0	0	0	0
CAR	0	0	0	0	0	OTT	1	0	0	0	5
CHI	4	0	0	0	10	PHI	2	0	0	0	15
COL	3	0	0	0	5	PHX	4	0	1	1	5
CBJ	4	0	0	0	5	PIT	1	0	0	0	5
DAL	6	0	0	0	2	SJ	5	0	0	0	0
DET	0	0	0	0	0	STL	4	0	0	0	7
EDM	1	0	0	0	0	TB	0	0	0	0	0
FLA	1	0	0	0	0	TOR	1	0	0	0	0
LA	-	-	-	-	-	VAN	5	0	0	0	9
MIN	4	0	0	0	2	WSH	1	0	0	0	5
MTL	0	0	0	0	0	WPG	1	0	0	0	0

CAREER REGULAR SEASON STATISTICS

Season	Team	Lge	REGULAR SEASON					PLAYOFFS				
			GP	G	A	Pts	PIM	GP	G	A	Pts	PIM
2006-07	Manchester Monarchs	AHL	14	1	2	3	44	—	—	—	—	—
2007-08	Manchester Monarchs	AHL	69	6	6	12	191	4	0	0	0	6
2008-09	Manchester Monarchs	AHL	65	4	6	10	165	—	—	—	—	—
2008-09	Los Angeles Kings	NHL	9	0	0	0	9	—	—	—	—	—
2009-10	Manchester Monarchs	AHL	76	11	14	25	180	6	1	0	1	10
2010-11	Los Angeles Kings	NHL	56	0	3	3	105	6	0	2	2	14
NHL Totals			65	0	3	3	114	6	0	2	2	14
KINGS Totals			65	0	3	3	114	6	0	2	2	14



THE PLAYERS



JUSTIN WILLIAMS

14

Position: Right Wing / **Shoots:** Right

Height: 6-1 / **Weight:** 191

Age: 30 (Turns 31 on Oct. 4, 2012)

Birthplace: Cobourg, Ontario
(Oct. 4, 1981)

ACQUIRED BY KINGS: From Carolina in a three-way deal with Edmonton on March 4, 2009 (Patrick O'Sullivan sent to Edmonton and a second-round selection in the 2009 NHL Entry Draft sent to Carolina).

2010-11: Played in 89 consecutive games (March 12, 2010-March 21, 2011) before missing final nine regular season games with upper body injury...At the time of injury his Kings rankings were the following: second in points, fourth in goals, third in assists and second in shots (213)...Points/assists (2-6=8) in five straight games (March 5-13, 2011) – five game assist streak was career high...18 points (4-14=18) in 17-game span (Feb. 5-March 13, 2011)...Three points (1-2=3) March 11, 2011 at Columbus...Earned 400th NHL point March 7, 2011 vs. Dallas...Wife Kelly gave birth to their second child (Jade) March 1, 2011...Signed to four-year contract extension Feb. 28, 2011...Scored 20th goal Feb. 16, 2011 at Columbus (first time with 20 goals since 2006-07)...Three points (1-2=3) Feb. 5, 2011 at Calgary...Played in his 600th NHL game Jan. 22, 2011 at Phoenix...Played in 100th game as a King Jan. 3, 2011 vs. Chicago...24 points (9-15=23) in 23-game span (Oct. 12-Dec. 4, 2011)...Points (7-7=14) in career high 11 straight games (Oct. 23-Nov. 17, 2011)...Previous King to have 10-game point streak was Craig Conroy (2005-06)...Goals (4g) in four straight games (Oct. 27-Nov. 4, 2011), tying a career high...PLAYOFFS: Tied for club lead in goals...Played in 50th postseason game in Game 5 at San Jose.

2009-10: Missed 28 games (Dec. 28, 2009-March 10, 2010) with a broken leg...Six points (3-3=6) in five-game span (Dec. 1-9, 2009)...Three points (2-1=3) Dec. 3, 2009 vs. Ottawa...14 points (5-10=14) in his first 14 games of season (Oct. 3-Nov. 11, 2009)...Earned 200th NHL assist Oct. 14, 2009 at NY Rangers...Three points (1-2=3) Oct. 8, 2009 vs. Minnesota.

2008-09: Split season with Carolina and Kings (combined 14 points, 4-10=14 and 17 penalty minutes in 44 games)...Appeared in 500th NHL game April 6, 2009 at Calgary...Recorded first three points as a King (1-2=3) April 4, 2009 vs. Phoenix...Made Kings debut March 20, 2009...Recorded 200th point as a Hurricane Jan. 20, 2009 at Pittsburgh.

2007-08: Earned 100th assist as a Hurricane Oct. 19, 2007 at Pittsburgh...Played in 200th game as a Hurricane Oct. 9, 2007 at Toronto.

2006-07: Led Carolina in goals (career high) and GWG (8), tied club lead in PPG (12)...One of four Hurricanes to play in all 82 games...Appeared in 400th NHL game Feb. 15, 2007 vs. NY Rangers...Recorded two points (1-1=2) at All-Star Game Jan. 24, 2007 at Dallas (first appearance)...Earned 100th NHL goal Jan. 9, 2007 at Toronto...Career-high high four-game goal (4g) streak (Dec. 19-26, 2006)...First career hat trick and tied career-high in points (3-1=4) Oct. 16, 2006 at Tampa Bay.

2005-06: Set career high in points and assists, while playing in all 82 games...Second on Carolina in goals and points, third in assists...Reached 30-goal mark for first time in career...Became third player in Carolina history to score two SHG in one game (April 7, 2006 vs. Washington)...Four points and career-high three assists

(1-3=4) April 3, 2006 vs. Washington...Earned 200th NHL point March 31, 2006 vs. Florida...First career four-point game (2-2=4) March 16, 2006 at Montreal...Earned 100th NHL assist Dec. 17, 2005 vs. New Jersey...Nine-game point (6-7=13) streak (Nov. 15-Dec. 2, 2005)...PLAYOFFS: Helped Hurricanes capture Stanley Cup in seven games vs. Edmonton...Tied for Carolina lead (tied for fourth in NHL) in plus-minus (+12)...Scored ENG in third period to seal Carolina's Game 7 victory vs. Edmonton (June 19, 2006)...Three points (1-2=3) in Game 7 of the ECF vs. Buffalo.

2003-04: Split season with Philadelphia and Carolina...Including totals with Philadelphia, he led all Carolina forwards in assists and plus-minus (+12) while ranking second in points...Tied Philadelphia lead in plus-minus (+10) prior to trade to Carolina...Earned 100th NHL point Nov. 6, 2003 vs. Washington.

2002-03: PLAYOFFS: Helped Flyers advance to Eastern Conference Semifinals...Recorded GWG and two assists (1-2=3) in Game 7 of CQF vs. Toronto (April 22, 2003).

2001-02: Won Pelle Lindbergh Memorial Trophy as most improved Flyer...Participated at YoungStars Game as part of NHL All-Star Game festivities...Seven-game point (5-5=10) streak (Jan. 8-19, 2002).

2000-01: Earned point in first three NHL games, Oct. 5-11, 2000 (1-4=5)...Recorded first NHL goal and two assists in NHL debut Oct. 5, 2000 vs. Vancouver.

LAST AMATEUR CLUB: Plymouth, OHL...Plymouth's Most Gentlemanly Player and Most Improved Player in OHL's Western Conference in 1999-00...Played in 2000 NHL/CHL Top Prospects Game.

TRANSACTIONS: Selected by Philadelphia in the first round (28th overall) in the 2000 NHL Entry Draft...Traded to Carolina by Philadelphia for Danny Markov on Jan. 20, 2004...Signed by Lulea (Sweden) as a free agent on Sept. 21, 2004 (during lockout season)...Signed a five-year contract with Carolina on June 30, 2006.

INTERNATIONAL PLAY: Played for Team Canada at the following tournaments: World Championships (2007, 9 GP, 1-2=3, gold medal), (2004, 9 GP, 0-0=0, gold medal), (2002, 5 GP, 0-3=3).

PERSONAL: Nickname: Willy...Off-season home: Ventnor City, N.J....Wife: Kelly...Kids: Jaxon (3), Jade (7 months)...Pets: border collie (Prince)...Favorite movie: Goodwill Hunting...Favorite TV show: Seinfeld...Favorite Actor: Robert De Niro...Favorite band: Kenny Chesney...Favorite NHL city, other than Los Angeles: Philadelphia...Favorite magazine: Golf Digest...Favorite sport other than hockey: golf...Favorite hockey moment: winning the Stanley Cup in 2006...Favorite pro athlete: Roger Federer...Favorite hockey player growing up: Wayne Gretzky...Favorite road arena: Bell Centre...Favorite food: Chicken Kiev...Favorite vacation spot: Atlantis Bahamas...First job: fire watch for welders...Charities: supports Multiple Sclerosis foundations...Helps the environment by recycling.

CAREER HIGHLIGHTS

FIRST NHL GAME: Oct. 5, 2000 vs. Vancouver (with Philadelphia)

FIRST NHL GOAL: Oct. 5, 2000 vs. Vancouver (with Philadelphia)

FIRST NHL ASSIST: Oct. 5, 2000 vs. Vancouver (with Philadelphia)

MOST POINTS, Game: 4, 3x's
(Last: Oct. 16, 2006 at Tampa Bay)

MOST GOALS, Game: 3, Oct. 16, 2006 at Tampa Bay

MOST ASSISTS, Game: 3, April 3, 2006 vs. Washington

LONGEST POINT STREAK: 11,
Oct. 23 to Nov. 17, 2010: 7-7=14

LONGEST GOAL STREAK: 4, 2x's
(Last: Oct. 27 to Nov. 4, 2010: 4g)

LONGEST ASSIST STREAK: 5,
March 5 to March 13, 2011: 6a

CAREER POWER-PLAY GOALS: 35,
Last: Jan. 8, 2011 vs. Columbus

CAREER SHORT-HANDED GOALS: 6,
Last: Dec. 2, 2006 vs. Boston

CAREER GAME-WINNING GOALS: 20,
Last: Nov. 11, 2010 vs. Dallas

CAREER PENALTY SHOTS: 1/2,
Last: March 28, 2007 at Philadelphia (vs. Biron) – Missed

CAREER OVERTIME GOALS: 2,
Last: Jan. 16, 2007 vs. Florida

CAREER SHOOTOUT GOALS/ATTEMPTS: 4/13
(31 percent)


CAREER PLUS-MINUS: +45

WILLIAMS –vs– NHL


	GP	G	A	PTS	PIM		GP	G	A	PTS	PIM
ANA	15	6	7	13	4	NSH	12	1	3	4	10
BOS	23	6	11	17	21	NJ	26	2	14	16	12
BUF	26	5	10	15	15	NYI	32	11	22	23	16
CGY	14	2	3	5	10	NYR	23	7	8	15	8
CAR	13	3	4	7	8	OTT	27	5	9	14	10
CHI	12	1	4	5	18	PHI	18	5	7	12	26
COL	13	4	5	9	17	PHX	22	3	6	9	14
CBJ	13	5	6	11	4	PIT	28	6	15	21	16
DAL	17	7	8	15	14	SJ	14	1	5	6	6
DET	12	2	4	6	4	STL	15	1	3	4	24
EDM	13	1	2	3	8	TB	36	12	14	26	21
FLA	41	14	14	28	38	TOR	27	6	8	14	20
LA	6	1	1	2	4	VAN	13	4	5	9	2
MIN	12	3	6	9	6	WSH	38	13	18	31	30
MTL	27	6	20	26	8	WPG	37	14	17	31	37

CAREER REGULAR SEASON STATISTICS

Season	Team	Lge	REGULAR SEASON					PLAYOFFS				
			GP	G	A	Pts	PIM	GP	G	A	Pts	PIM
2000-01	Philadelphia Flyers	NHL	63	12	13	25	22	—	—	—	—	—
2001-02	Philadelphia Flyers	NHL	75	17	23	40	32	5	0	0	0	4
2002-03	Philadelphia Flyers	NHL	41	8	16	24	22	12	1	5	6	8
2003-04	Philadelphia Flyers	NHL	47	6	20	26	32	—	—	—	—	—
2003-04	Carolina Hurricanes	NHL	32	5	13	18	32	—	—	—	—	—
2005-06	Carolina Hurricanes	NHL	82	31	45	76	60	25	7	11	18	34
2006-07	Carolina Hurricanes	NHL	82	33	34	67	73	—	—	—	—	—
2007-08	Carolina Hurricanes	NHL	37	9	21	30	43	—	—	—	—	—
2008-09	Carolina Hurricanes	NHL	32	3	7	10	9	—	—	—	—	—
2008-09	Los Angeles Kings	NHL	12	1	3	4	8	—	—	—	—	—
2009-10	Los Angeles Kings	NHL	49	10	19	29	39	3	0	1	1	2
2010-11	Los Angeles Kings	NHL	73	22	35	57	59	6	3	1	4	2
NHL Totals			625	157	249	406	431	51	11	18	29	50
KINGS Totals			134	33	57	90	106	9	3	2	5	4



THE PLAYERS



DWIGHT KING

Position: Left Wing / **Shoots:** Left

Height: 6-3 / **Weight:** 234

Age: 22 (Turns 23 on July 5, 2012)

Birthplace: Meadowlake, Saskatchewan
(July 5, 1989)

74

ACQUIRED BY KINGS: Selected by the Kings in the fourth round (109th overall) in the 2007 NHL Entry Draft.

2010-11: Made NHL debut Nov. 17, 2010 vs. Columbus...Third on Manchester in points, second in goals and fourth in assists...Tied for second on club in PPG (10)...Had 11 points (6-5=11), 10 penalty minutes and was +4 in 16 games with Manchester at time of recall Nov. 16, 2010...On Manchester he ranked (at time of recall): second in points, second in goals, tied for third in plus-minus and tied for second in PPG (2)...Tied for third on club in playoff points.

2009-10: Split season with Manchester and Ontario (ECHL)...Second among Manchester rookies in goals...Three four-game point streaks with Manchester (Dec. 5-12, 2009: 2-3=5, Feb. 5-13, 2010: 2-2=4 and Feb. 24-March 5, 2010: 1-3=4)...Back-to-back two-point games with Manchester March 27, 2010 vs. Adirondack (2a) and March 28, 2010 at Providence (1-1=2)...Helped Monarchs advance to AHL's Eastern Conference Finals...Tied for second on club in playoff assists, led club rookies in points and assists...Tied Manchester rookie lead in plus-minus (+4).

2008-09: Third on Lethbridge (WHL) in points, assists and plus-minus (+9)...Fourth on club in goals, second in PPG (8)...Led Lethbridge in SHG (4, tied for seventh in WHL)...Helped Lethbridge advance to WHL's Eastern Conference Semifinals...Second on Lethbridge in play-off points, led club in playoff assists.

2007-08: Named Lethbridge's Best Defensive Forward...Tied for first on Lethbridge in goals (tied for 11th in WHL) and PPG (12)...Third on club in points and assists, fourth in plus-minus (+21)...Helped Lethbridge advance to WHL Finals before losing to Spokane...Second on Lethbridge in playoff goals (tied for eighth in WHL), fourth in playoff points (tied for 15th in WHL)...Tied for first in WHL in playoff PPG (6).


2006-07: Tied for fourth on Lethbridge in assists.

2005-06: First full season with Lethbridge.

2004-05: Began junior career with Lethbridge.

LAST AMATEUR CLUB: Lethbridge, OHL...Lethbridge's Best Defensive Forward in 2007-08.

INTERNATIONAL PLAY: Played for Team Canada at the following tournaments: (2006 U18 World Cup, gold medal), (2006 World U17 Hockey Challenge), (2005 World U17 Hockey Challenge).



ANDREI LOKTIONOV

Position: Center / **Shoots:** Left

Height: 5-10 / **Weight:** 179

Age: 21 (Turns 22 on May 30, 2012)

Birthplace: Voskresensk, Russia
(May 30, 1990)

48

ACQUIRED BY KINGS: Selected by the Kings in the fifth round (123rd overall) in the 2008 NHL Entry Draft.

2010-11: Had two stints with the Kings during the season (made Opening Day roster)...First career multi-point game (1-1=2) Feb. 16, 2011 at Columbus...Scored GWG Feb. 12, 2011 at Washington...First career NHL goal (and point) Oct. 20, 2010 vs. Carolina (fourth NHL game) - was also the GWG...Suffered season-ending upper body injury with Manchester Feb. 25, 2011 vs. Bridgeport...On Manchester he ranked (at time of injury): tied for fourth in assists and second in plus-minus (+16)...Had 31 points (8-23=31) and six penalty minutes in 31 games with Manchester at time of first recall (Jan. 20, 2011)...At the time of this recall he ranked on Manchester: tied for second in points, tied for first in assists and first in plus-minus (+15).

2009-10: Played one game with Kings, his NHL debut, Nov. 25, 2009 at Edmonton...Suffered upper body injury in game and missed four months (activated March 25, 2010)...At the time was the 15th youngest player to appear in a game for Kings...At the time of recall from Manchester (Nov. 23, 2009) he led Monarchs with 17 points (tied for third among AHL rookies) and 11 assists (second among AHL rookies) in 20 games...Plus-6 at time of recall (tied for ninth among AHL rookies)...Helped Monarchs advance to the AHL's Eastern Conference Finals...Led Manchester in assists.

2008-09: Fourth among OHL rookies in points, sixth in goals and fifth in assists...Was a +28...Helped Windsor capture Memorial Cup Championship...Led OHL rookies (ranked second overall) in playoff points, assists and GWG (4)...Led OHL in plus-minus (+18)...Tied for first among OHL rookies in goals (ranked fifth overall)...Tied for first among OHL rookies in PPG (11, tied for second overall)...Seven points (2-5=7) in six Memorial Cup games (tied for fifth in tournament)...Selected as OHL Player of the Week May 3, 2009 (3-2=5 and +5 in two games)...First Kings prospect to win Memorial Cup since Petr Kanko in 2003.

2007-08: Made debut in Russian Super League.

LAST AMATEUR CLUB: Windsor, OHL...Won Memorial Cup with Windsor in 2008-09...OHL Player of the Week May 3, 2009.


INTERNATIONAL PLAY: Played for Team Russia at the following tournaments: World U18 Championships (2008, 6 GP, 3-5=8, 29 PIM, silver medal, second on club - tied for seventh in tournament - in points, tied for second on club - tied for 10th in tournament - in penalty minutes), (2007, 7 GP, 2-4=6, gold medal).

CAREER REGULAR SEASON STATISTICS

Season	Team	Lge	REGULAR SEASON					PLAYOFFS				
			GP	G	A	Pts	PIM	GP	G	A	Pts	PIM
2004-05	Lethbridge Hurricanes	WHL	7	0	0	0	2	4	0	0	0	2
2005-06	Lethbridge Hurricanes	WHL	68	8	8	16	22	6	0	0	0	6
2006-07	Lethbridge Hurricanes	WHL	62	12	32	44	39	—	—	—	—	—
2007-08	Lethbridge Hurricanes	WHL	72	34	35	69	56	19	8	6	14	12
2008-09	Lethbridge Hurricanes	WHL	64	25	35	60	51	11	1	7	8	2
2009-10	Ontario Reign	ECHL	20	4	5	9	9	—	—	—	—	—
2009-10	Manchester Monarchs	AHL	52	10	16	26	42	16	2	7	9	4
2010-11	Manchester Monarchs	AHL	72	24	28	52	58	7	2	3	5	2
2010-11	Los Angeles Kings	NHL	6	0	0	0	2	—	—	—	—	—
NHL Totals			6	0	0	0	2	0	0	0	0	0
KINGS Totals			6	0	0	0	2	0	0	0	0	0

CAREER REGULAR SEASON STATISTICS

Season	Team	Lge	REGULAR SEASON					PLAYOFFS				
			GP	G	A	Pts	PIM	GP	G	A	Pts	PIM
2007-08	Yaroslavl Lokomotiv	Russia	7	0	1	1	0	2	0	0	0	0
2008-09	Windsor Spitfires	OHL	51	24	42	66	16	20	11	22	33	2
2009-10	Manchester Monarchs	AHL	29	9	15	24	12	16	1	8	9	2
2009-10	Los Angeles Kings	NHL	1	0	0	0	0	—	—	—	—	—
2010-11	Los Angeles Kings	NHL	19	4	3	7	2	—	—	—	—	—
2010-11	Manchester Monarchs	AHL	34	8	23	31	6	—	—	—	—	—
NHL Totals			20	4	3	7	2	0	0	0	0	0
KINGS Totals			20	4	3	7	2	0	0	0	0	0



ALEC MARTINEZ

27

Position: Defense / **Shoots:** Left
Height: 6-1 / **Weight:** 206
Age: 24 (Turns 25 on July 26, 2012)
Birthplace: Rochester Hills, Mich.
 (July 26, 1987)

ACQUIRED BY KINGS: Selected by the Kings in the fourth round (95th overall) in the 2007 NHL Entry Draft.

2010-11: NHL rankings among rookie defensemen were the following: tied for sixth in goals, 10th in assists, eighth in points, fifth in plus-minus (+11, which was eighth overall among rookies), eighth in shots (74) and ninth in hits (69)...Fifth on the Kings in plus-minus...Two assists March 24, 2011 vs. San Jose...Assists in back-to-back games (Feb. 16, 2011 at Columbus and Feb. 17, 2011 at NY Rangers)...Points (0-3=3) in three straight games Jan. 8-13, 2011...First career multi-point game (1-1=2) Dec. 4, 2010 vs. Detroit...First career goal (and point) Nov. 24, 2010 at Montreal (fifth NHL game)...Recalled from Manchester Nov. 23, 2010...Had 16 points (5-11=16), 14 penalty minutes and plus-4 rating in 20 games with Manchester at time of recall...On Manchester he ranked (at time of recall): first in points (tied for second among AHL defensemen), first in assists, tied for third in plus-minus and first in PPG (4)...Named a Manchester alternate captain on Oct. 29, 2010.

2009-10: NHL debut Oct. 3, 2010 vs. Phoenix...Recalled from Manchester three times during season...Led Manchester defensemen in points and assists...Led Manchester overall in plus-minus (+12)...Two three-point games (1-2=3 March 20, 2010 at Bridgeport and three assists March 26, 2010 vs. Bridgeport)...Five-game point (1-7=8) streak (March 26-April 2, 2010)...Helped Monarchs advance to the AHL's Eastern Conference Finals.

2008-09: Tied Manchester rookies lead in games played...Tied for first among Manchester defensemen in goals, assists, points and PPG (3)...Tied for second

overall among Manchester rookies...Tied for 14th among AHL rookie defensemen in points...Seven points (1-6=7) in seven-game span Feb. 8-21, 2009...Made professional debut with Manchester Oct. 11, 2008 at Portland.


2007-08: Collegiate career-high 32 points (9-23=32) and 42 penalty minutes in 42 games during junior season at Miami University (Ohio)...Led CCHA defensemen in goals and points, fourth in assists...CCHA First-Team All-Star and Second Team All-America selection...Earned CCHA All-Tournament honors and named CCHA Best Defensive Defenseman, as Miami placed first in conference in team defense and second in penalty killing.

2006-07: 24 points (9-15=24) and 40 penalty minutes in 42 games at Miami of Ohio...One of two team defensemen to play all 42 games...Led club defensemen in goals and points.

2005-06: 11 points (3-8=11) and 31 penalty minutes in 39 games at Miami of Ohio...All three goals came in CCHA Quarterfinals against Western Michigan...Second among club freshmen in points.

2004-05: 21 points (10-11=21), 30 penalty minutes and +16 in 58 regular season games with Cedar Rapids (USHL)...Three points (1-2=3) and eight penalty minutes in 11 playoff games with Cedar Rapids.

LAST AMATEUR CLUB: Miami of Ohio (NCAA)...CCHA First-Team All-Star, Second Team All-America selection, CCHA All-Tournament honors and named CCHA Best Defensive Defenseman in 2007-08.



JAKE MUZZIN

6

Position: Defense / **Shoots:** Left
Height: 6-3 / **Weight:** 217
Age: 22 (Turns 23 on Feb. 21, 2012)
Birthplace: Woodstock, Ontario
 (Feb. 21, 1989)

ACQUIRED BY KINGS: Signed by the Kings as an unrestricted free agent on Jan. 4, 2010.

2010-11: Had three stints with the Kings during the season (made Opening Day roster)...First career NHL point (assist) Oct. 15, 2010 vs. Vancouver (fourth NHL game)...Made NHL debut Oct. 9, 2010 at Vancouver...Ranked second on Manchester in plus-minus (+20)...Second among Manchester defensemen (tied for first among rookies) in playoff points...Tied for second on Manchester in playoff goals (first among defensemen)...Second on Manchester in playoff plus-minus (+4, led defensemen).

2009-10: Sault Ste. Marie's (OHL) team captain...Named OHL's Defenseman of the Year (Max Kaminsky Trophy), OHL First-Team All-Star and played in OHL All-Star Classic (served as an alternate captain)...Second in voting for OHL's Top Overage Player...Among Western Conference Coaches Poll he ranked first in Hardest Shot, first in Best Defensive Defenseman, tied for first in Best Bodychecker and second in Offensive Defenseman...Among OHL defensemen he ranked: tied for second in points, second in assists, fourth in goals...Tied for second overall in OHL in PPA (31)...Led Sault Ste. Marie in points and assists, tied for first among club defensemen in PPG (9)...Assigned to Manchester and made pro debut April 2, 2010 vs. Bridgeport...Helped Monarchs advance to AHL's Eastern Conference Finals.

2008-09: Second among Sault Ste. Marie defensemen in goals, assists and points...Tied for first among club defensemen in PPG (4)...Played in OHL All-Star Classic.

2007-08: Helped Sault Ste. Marie advance to OHL's Western Conference Finals.

2006-07: Missed first half of season with Sault Ste. Marie due to back injury...Helped Sault Ste. Marie advance to OHL's Western Conference Semifinals.

2005-06: Missed first season with Sault Ste. Marie with back injury.

LAST AMATEUR CLUB: Sault Ste. Marie, OHL...OHL's Defenseman of the Year (Max Kaminsky Trophy) and OHL First-Team All-Star in 2009-10...Played in OHL All-Star Classic in 2008-09 and 2009-10 (served as an alternate captain).

TRANSACTIONS: Selected by Pittsburgh in the fifth round (141st overall) in the 2007 NHL Entry Draft.


CAREER REGULAR SEASON STATISTICS

Season	Team	Lge	REGULAR SEASON					PLAYOFFS				
			GP	G	A	Pts	PIM	GP	G	A	Pts	PIM
2004-05	Cedar Rapids RoughRiders	USHL	58	10	11	21	30	11	1	2	3	8
2005-06	Miami University (Ohio)	NCAA	39	3	8	11	31	—	—	—	—	—
2006-07	Miami University (Ohio)	NCAA	42	9	15	24	40	—	—	—	—	—
2007-08	Miami University (Ohio)	NCAA	42	9	23	32	42	—	—	—	—	—
2008-09	Manchester Monarchs	AHL	72	8	15	23	42	—	—	—	—	—
2009-10	Manchester Monarchs	AHL	55	7	23	30	26	16	0	3	3	10
2009-10	Los Angeles Kings	NHL	4	0	0	0	2	—	—	—	—	—
2010-11	Manchester Monarchs	AHL	20	5	11	16	14	—	—	—	—	—
2010-11	Los Angeles Kings	NHL	60	5	11	16	18	6	0	1	1	2
NHL Totals			64	5	11	16	20	6	0	1	1	2
KINGS Totals			64	5	11	16	20	6	0	1	1	2

CAREER REGULAR SEASON STATISTICS

Season	Team	Lge	REGULAR SEASON					PLAYOFFS				
			GP	G	A	Pts	PIM	GP	G	A	Pts	PIM
2006-07	Sault Ste. Marie Greyhounds	OHL	37	1	3	4	10	13	0	4	4	6
2007-08	Sault Ste. Marie Greyhounds	OHL	67	6	12	18	53	10	1	3	4	4
2008-09	Sault Ste. Marie Greyhounds	OHL	62	6	23	29	57	—	—	—	—	—
2009-10	Sault Ste. Marie Greyhounds	OHL	64	15	52	67	76	5	0	1	1	2
2009-10	Manchester Monarchs	AHL	1	0	1	1	0	13	1	3	4	6
2010-11	Los Angeles Kings	NHL	11	0	1	1	0	—	—	—	—	—
2010-11	Manchester Monarchs	AHL	45	3	15	18	39	7	3	1	4	2
NHL Totals			11	0	1	1	0	0	0	0	0	0
KINGS Totals			11	0	1	1	0	0	0	0	0	0





SCOTT PARSE

Position: Left Wing / **Shoots:** Right

Height: 5-11 / **Weight:** 189

Age: 27 (Turns 28 on Sept. 5, 2012)

Birthplace: Portage, Mich.

(Sept. 5, 1984)

21

ACQUIRED BY KINGS: Selected by the Kings in the sixth round (174th overall) in the 2004 NHL Entry Draft.

2010-11: Missed 77 regular season games due to a lower body injury...Points (1-3=4) in four-straight games (Nov. 6-15, 2010) – played in five total games this season (Nov. 4-15, 2010)...PLAYOFFS: Returned from injury and played in Games 5 and 6 vs. San Jose.

009-10: Among NHL rookies he was tied for 10th in goals and tied for second (led rookie forwards) in plus-minus (+13)...Scored GWG March 30, 2010 at Nashville...First career two-goal game March 29, 2010 at Minnesota...Two assists and plus-3 Feb. 6, 2010 vs. Detroit...Two points (1-1=2) Dec. 28, 2009 vs. Minnesota...Seven points (3-4=7) in seven-game span (Nov. 25-Dec. 7, 2009)...First career multi-point game (1-1=2) and plus-2 Dec. 5, 2009 vs. St. Louis...Points (1-3=4) in four straight games (Nov. 25-Dec. 1, 2009)...Assists in three straight games (Nov. 25-28, 2009)...Scored first NHL goal Oct. 29, 2009 vs. Vancouver (fourth NHL game)...Earned assist in first two NHL games Oct. 24, 2009 at Phoenix and Oct. 25, 2009 vs. Columbus...Recalled from Manchester three times during season...At time of first recall, he had 11 points (second in AHL), nine assists (tied for first in AHL) and plus-8 (tied for first in AHL).

2008-09: Fifth on Manchester in points, tied for fourth in goals, second in plus-minus (+6)...Points (1-5=6) in season-high five straight games (March 8-20, 2009)...Five points (4-1=5) in three-game span Jan. 30-Feb. 4, 2009...Back-to-back multi-point games twice during season (Jan. 30, 2009 and Jan. 31, 2009 and Feb. 14, 2009 and Feb. 16, 2009)...Season-high three points (1-2=3) Nov. 25, 2008 at Lowell.

2007-08: Split season with Manchester and Reading (ECHL)...Plus or even rating in 13 of 14 games with Manchester...Three-game goal (3g) streak (March 14-16, 2008) with Reading...Season-high three points (2-1=3) with Reading March 15, 2008 vs. Wheeling...Eight assists in seven-game span with Reading Feb. 16-March 27, 2008.

2006-07: Led University of Nebraska-Omaha in points and penalty minutes during senior season...Second in goals and assists...Fourth straight season he led team in scoring...Finished as UNO's all-time leader in points (79-118=197)...Named team MVP for fourth straight season...Played with Grand Rapids (AHL) after completion of season at UNO.

2005-06: NCAA Player of the Year...Hobey Baker finalist and First Team All-America selection while serving as an alternate captain for UNO...Led CCHA in points...Led UNO to first-ever NCAA tournament appearance.

2004-05: Set UNO single-season record in points, which ranked 10th in the nation...OT game-winner vs. Lake Superior State in Game 2 of UNO's first-round CCHA playoff series.

2003-04: Named to CCHA All-Rookie Team...Ranked fourth among NCAA freshman in points.

LAST AMATEUR CLUB: University of Nebraska-Omaha, NCAA...UNO's all-time leader in points (79-118=197)...UNO's MVP all four years he attended (2003-04 through 2006-07)...CCHA Player of the Year, Hobey Baker finalist and First Team All-America selection in 2005-06...CCHA All-Rookie Team in 2003-04.

CAREER REGULAR SEASON STATISTICS

Season	Team	Lge	REGULAR SEASON					PLAYOFFS				
			GP	G	A	Pts	PIM	GP	G	A	Pts	PIM
2002-03	Tri-City Storm	USHL	48	21	23	44	32	3	2	1	3	8
2003-04	U. of Nebraska-Omaha	NCAA	39	16	19	35	52	—	—	—	—	—
2004-05	U. of Nebraska-Omaha	NCAA	39	19	30	49	32	—	—	—	—	—
2005-06	U. of Nebraska-Omaha	NCAA	41	20	41	61	40	—	—	—	—	—
2006-07	U. of Nebraska-Omaha	NCAA	40	24	28	52	36	—	—	—	—	—
2006-07	Grand Rapids Griffins	AHL	10	2	5	7	6	7	1	0	1	8
2007-08	Manchester Monarchs	AHL	14	0	3	3	4	—	—	—	—	—
2007-08	Reading Royals	ECHL	18	5	11	16	14	—	—	—	—	—
2008-09	Manchester Monarchs	AHL	74	15	24	39	38	—	—	—	—	—
2009-10	Manchester Monarchs	AHL	14	4	11	15	21	—	—	—	—	—
2009-10	Los Angeles Kings	NHL	59	11	13	24	22	4	0	0	0	0
2010-11	Los Angeles Kings	NHL	5	1	3	4	0	2	0	0	0	0
NHL Totals			64	12	16	28	22	6	0	0	0	0
KINGS Totals			64	12	16	28	22	6	0	0	0	0

KINGS PLAYERS IN THE SYSTEM



JUSTIN AZEVEDO

Position: Center / **Shoots:** Right

Height: 5-7 / **Weight:** 172

Age: 23 (Turns 24 on April 1, 2012)

Birthplace: West Lorne, Ontario
(April 1, 1988)

ACQUIRED BY KINGS: Selected by the Kings in the sixth round (153rd overall) in the 2008 NHL Entry Draft.

2010-11: Tied for first in AHL in GWG (8)...Second on Manchester in points, assists and shots (196), led club in games played...Three assists April 6, 2011 at Portland...Back-to-back three-point games (2-1=3 Feb. 25, 2011 vs. Bridgeport and 1-2=3 Feb. 26, 2011 at Bridgeport)...Points (2-4=6) in four straight games (Jan. 8-14, 2011)...Second on Manchester in playoff points, tied for first in playoff assists.

INTERNATIONAL PLAY: Played for Team Canada at the following tournament: World U18 Championships (2006, 7 GP, 4-4=8, tied club lead in points, led club in goals).

CAREER STATS

SEASON	TEAM	LGE	REGULAR SEASON					PLAYOFFS				
			GP	G	A	Pts	PIM	GP	G	A	Pts	PIM
2004-05	Kitchener Rangers	OHL	58	18	21	39	34	15	3	1	4	14
2005-06	Kitchener Rangers	OHL	60	29	40	69	80	5	0	3	3	12
2006-07	Kitchener Rangers	OHL	50	17	39	56	42	9	4	11	15	22
2007-08	Kitchener Rangers	OHL	67	43	81	124	69	20	10	26	36	33
2008-09	Manchester Monarchs	AHL	49	12	24	36	31	—	—	—	—	—
2009-10	Manchester Monarchs	AHL	46	14	13	27	31	16	3	6	9	12
2010-11	Manchester Monarchs	AHL	79	18	35	53	71	7	3	7	10	10



JEAN-FRANCOIS BERUBE

Position: Goal / **Catches:** Left

Height: 6-1 / **Weight:** 174

Age: 20 (Turns 21 on July 13, 2012)

Birthplace: Repentigny, Quebec
(July 13, 1991)

ACQUIRED BY KINGS: Selected by the Kings in the fourth round (95th overall) in the 2009 NHL Entry Draft.

2010-11: QMJHL rankings were the following: second in wins, fourth in GAA, fifth in minutes, tied for fifth in shutouts, sixth in save pct and seventh in saves...10-1-3 in 16-game span (two no decisions) Jan. 27-March 18, 2011 (stopped 389-of-426 shots = .913 spct)...7-0-1 in eight-game span Nov. 14-Dec. 5, 2010 (stopped 196-of-215 shots = .912 spct)...Six-game win streak Oct. 20-Nov. 11, 2010 (stopped 160-of-176 shots = .909 spct)...Helped Montreal advance to the QMJHL Quarterfinals.

CAREER STATS

SEASON	TEAM	LGE	REGULAR SEASON									
			GP	MIN	GA	EN	SO	GAA	W	L	OTL	SVS PCT
2008-09	Montreal Juniors	QMJHL	68	1059	51	1	1	2.89	6	7	2	.457 .900
2009-10	Montreal Juniors	QMJHL	65	2393	121	5	1	3.03	17	23	0	.1057 .897
2009-10	Montreal Monarchs	AHL	3	180	11	0	0	3.67	2	1	0	.65 .855
2010-11	Montreal	QMJHL	50	2935	127	0	3	2.60	32	7	8	.1168 .902

PLAYOFFS

SEASON	TEAM	LGE	GP	MIN	GA	EN	SO	GAA	W	L	SVS PCT
2008-09	Montreal Juniors	QMJHL	1	20	1	0	0	3.00	0	0	.29 .967
2009-10	Montreal Juniors	QMJHL	7	450	18	1	0	2.40	3	4	.183 .910
2010-11	Montreal Juniors	QMJHL	10	623	29	3	2	2.79	6	4	.265 .901



ANDREW CAMPBELL

Position: Defense / **Shoots:** Left

Height: 6-3 / **Weight:** 207

Age: 23 (Turns 24 on Feb. 4, 2012)

Birthplace: Caledonia, Ontario
(Feb. 4, 1988)

ACQUIRED BY KINGS: Selected by the Kings in the third round (74th overall) in the 2008 NHL Entry Draft.

2010-11: Manchester's Unsung Hero (Mark Bavis Award)...Third among club defensemen in plus-minus (+12)...Tied for second among club defensemen in games played...+3 Feb. 12, 2011 vs. Bridgeport.

CAREER STATS

SEASON	TEAM	LGE	REGULAR SEASON					PLAYOFFS				
			GP	G	A	Pts	PIM	GP	G	A	Pts	PIM
2005-06	Sault Ste. Marie Greyhounds	OHL	31	1	3	4	23	3	0	0	0	4
2006-07	Sault Ste. Marie Greyhounds	OHL	63	4	14	18	75	13	0	1	1	6
2007-08	Sault Ste. Marie Greyhounds	OHL	68	13	22	35	64	14	2	3	5	13
2008-09	Manchester Monarchs	AHL	72	3	5	8	72	—	—	—	—	—
2009-10	Manchester Monarchs	AHL	74	2	9	11	68	16	1	4	5	6
2010-11	Manchester Monarchs	AHL	76	1	11	12	68	7	0	0	0	0

KINGS PLAYERS IN THE SYSTEM



MARC-ANDRE CLICHE

Position: Center / **Shoots:** Right
Height: 6-0 / **Weight:** 203
Age: 24 (Turns 25 on March 23, 2012)
Birthplace: Rouyn-Noranda, Quebec (March 23, 1987)

ACQUIRED BY KINGS: From the New York Rangers with Jason Ward, Jan Marek and a third-round selection in the 2008 NHL Entry Draft (later traded to Buffalo on June 21, 2008) for Sean Avery and John Seymour on Feb. 5, 2007.

2010-11: Served as Manchester's team captain...Three points (2-1=3) Jan. 26, 2011 vs. Norfolk...Points (3-3=6) in four straight games (Jan. 9-15, 2011)...Three points (1-2=3) Dec. 31, 2010 vs. Providence...Four points (2-2=4) and +4 Dec. 4, 2010 vs. Springfield.

INTERNATIONAL PLAY: Played for Team Canada at the following tournament: World Junior Championships (2007, 5 GP, 0-0=0, gold medal).

CAREER STATS												
SEASON	TEAM	LGE	REGULAR SEASON				PLAYOFFS				GP	PTS
			GP	G	A	PIM	GP	G	A	PIM		
2003-04	Lewiston MAINEiacs	QMJHL	52	8	10	18	17	7	1	2	3	0
2004-05	Lewiston MAINEiacs	QMJHL	19	4	4	8	8	—	—	—	—	—
2005-06	Lewiston MAINEiacs	QMJHL	66	37	45	82	60	6	2	2	4	0
2006-07	Lewiston MAINEiacs	QMJHL	52	24	30	54	42	16	6	16	22	10
2007-08	Manchester Monarchs	AHL	52	11	10	21	25	4	0	1	1	2
2008-09	Manchester Monarchs	AHL	31	5	4	9	19	—	—	—	—	—
2009-10	Manchester Monarchs	AHL	66	11	14	25	45	12	1	1	2	8
2009-10	Los Angeles Kings	NHL	1	0	0	0	0	—	—	—	—	—
2010-11	Manchester Monarchs	AHL	63	14	21	35	35	—	—	—	—	—
NHL Totals			1	0	0	0	0	0	0	0	0	0
KINGS Totals			1	0	0	0	0	0	0	0	0	0



RICHARD CLUNE

Position: Left Wing / **Shoots:** Left
Height: 5-10 / **Weight:** 207
Age: 24 (Turns 25 on April 25, 2012)
Birthplace: Toronto, Ontario (April 25, 1987)

ACQUIRED BY KINGS: From Dallas for Lauri Tukonen on July 21, 2008.

2010-11: Led Manchester (10th in AHL) in penalty minutes...Only AHL player to have 20+ points and 200+ penalty minutes...Two assists Feb. 22, 2011 at Springfield...17 penalty minutes Feb. 19, 2011 vs. Portland...Two assists Jan. 28, 2011 at Connecticut...Two points (1-1=2) Jan. 2, 2011 at Connecticut...Two points (1-1=2) Dec. 29, 2010 at Adirondack...19 penalty minutes Dec. 11, 2010 at Connecticut...26 penalty minutes Nov. 12, 2010 vs. Worcester...Tied for third on club in playoff assists.

CAREER STATS												
SEASON	TEAM	LGE	REGULAR SEASON				PLAYOFFS				GP	PTS
			GP	G	A	PIM	GP	G	A	PIM		
2003-04	Samia Sting	OHL	58	3	13	16	72	5	0	1	1	0
2004-05	Samia Sting	OHL	67	21	13	34	103	—	—	—	—	—
2005-06	Samia Sting	OHL	61	20	32	52	126	—	—	—	—	—
2006-07	Barrie Colts	OHL	67	32	46	78	151	8	3	4	7	8
2006-07	Iowa Stars	AHL	1	0	0	0	2	—	—	—	—	—
2007-08	Idaho Steelheads	ECHL	19	1	9	10	41	—	—	—	—	—
2007-08	Iowa Stars	AHL	38	3	5	8	137	—	—	—	—	—
2008-09	Manchester Monarchs	AHL	35	3	6	9	87	—	—	—	—	—
2009-10	Manchester Monarchs	AHL	44	4	10	14	126	—	—	—	—	—
2009-10	Los Angeles Kings	NHL	14	0	2	2	26	4	0	0	0	5
2010-11	Manchester Monarchs	AHL	66	8	14	22	222	7	0	3	3	6
NHL Totals			14	0	2	2	26	4	0	0	0	5
KINGS Totals			14	0	2	2	26	4	0	0	0	5



NICOLAS DESLAURIERS

Position: Defense / **Shoots:** Left
Height: 6-1 / **Weight:** 214
Age: 20 (Turns 21 on Feb. 22, 2012)
Birthplace: LaSalle, Quebec (Feb. 22, 1991)

ACQUIRED BY KINGS: Selected by the Kings in the third round (84th overall) in the 2009 NHL Entry Draft.

2010-11: Led Gatineau (QMJHL) defensemen in the following categories: goals (tied for 10th among QMJHL defensemen), assists, points (tied for 16th among QMJHL defensemen), PPG (6) and plus-minus (+22)...Points (2-6=8) in six straight games (Jan. 30-Feb. 17, 2011)...Points (4-8=12) in eight straight games (Oct. 8-29, 2010)...Helped Gatineau advance to the QMJHL Finals...Among QMJHL defensemen in the playoffs he ranked: first in points, tied for third in goals, first in assists (tied for fifth overall), tied for second (tied for third overall) in PPA (8) and fourth (tied for ninth overall) in plus-minus (+9).

CAREER STATS												
SEASON	TEAM	LGE	REGULAR SEASON				PLAYOFFS				GP	PTS
			GP	G	A	PIM	GP	G	A	PIM		
2007-08	Rouyn-Noranda Huskies	QMJHL	42	2	7	9	38	4	0	0	0	0
2008-09	Rouyn-Noranda Huskies	QMJHL	68	11	19	30	80	6	2	2	4	8
2009-10	Rouyn-Noranda Huskies	QMJHL	65	9	36	45	72	11	2	6	8	2
2010-11	Gatineau Olympiques	QMJHL	48	13	30	43	53	24	5	15	20	19

KINGS PLAYERS IN THE SYSTEM



THOMAS HICKEY

Position: Defense / **Shoots:** Left
Height: 5-11 / **Weight:** 190
Age: 22 (Turns 23 on Feb. 8, 2012)
Birthplace: Calgary, Alberta (Feb. 8, 1989)

ACQUIRED BY KINGS: Selected by the Kings in the first round (4th overall) in the 2007 NHL Entry Draft.

2010-11: Served as an alternate captain for Manchester...Third among club defensemen in goals, points and assists...Led club defensemen (third overall) in games played...Only Manchester defenseman to score a SHG...Points (2-4=6) in five straight games (Dec. 10-18, 2010).

INTERNATIONAL PLAY: Played for Team Canada at the following tournaments: World Junior Championships (2009, 6 GP, 0-3=3, team captain, gold medal), (2008, 7 GP, 0-1=1, gold medal)...Other (2006 World U17 Hockey Challenge, led defensemen in tournament in assists, named First-Team All-Star).

CAREER STATS												
SEASON	TEAM	LGE	REGULAR SEASON				PLAYOFFS				GP	PTS
			GP	G	A	PIM	GP	G	A	PIM		
2004-05	Seattle Thunderbirds	WHL	5	2	1	3	6	—	—	—	—	—
2005-06	Seattle Thunderbirds	WHL	69	1	27	28	53	7	1	3	4	10
2006-07	Seattle Thunderbirds	WHL	68	9	41	50	70	11	3	4	7	4
2007-08	Seattle Thunderbirds	WHL	63	11	34	45	49	9	1	9	10	4
2008-09	Seattle Thunderbirds	WHL	57	16	35	51	30	5	2	1	3	4
2008-09	Manchester Monarchs	AHL	7	1	6	7	2	—	—	—	—	—
2009-10	Manchester Monarchs	AHL	19	1	5	6	12	4	0	3	3	0
2010-11	Manchester Monarchs	AHL	77	6	18	24	38	7	0	2	2	0



MARTIN JONES

Position: Goal / **Catches:** Left
Height: 6-4 / **Weight:** 189
Age: 21 (Turns 22 on Jan. 10, 2012)
Birthplace: North Vancouver, B.C. (Jan. 10, 1990)

ACQUIRED BY KINGS: Signed by the Kings as an unrestricted free agent on Oct. 2, 2008.

2010-11: AHL rankings were the following: sixth in GAA (second among rookies), tied for seventh in save pct (tied for third among rookies), tied for 10th in wins (tied for fourth among rookies) and tied for 11th in shutouts (fourth among rookies)...Seventh among AHL rookies in minutes, ninth among rookies in saves...14-2-0 in 18-game span (two no decisions) Nov. 20, 2010-Jan. 15, 2011 (stopped 496-of-528 shots = .939 spt)...Six-game win streak Dec. 18, 2010-Jan. 2, 2011 (stopped 159-of-167 shots = .952 spt)...Named to 2011 AHL All-Star Team...AHL Rookie of the Month in December 2010 (7-1-0, 1.99 GAA, .935 spt in 9 GP).

INTERNATIONAL PLAY: Played for Team Canada at the following tournament: World Junior Championships (2010, 2 GP, 1-1-0, 2.30 GAA, .917 spt, silver medal).

CAREER STATS												
SEASON	TEAM	LGE	REGULAR SEASON									
			GP	MIN	GA	EN	SO	GAA	W	L	OTL	SVS PCT
2004-07	Calgary Hitmen	WHL	18	1029	52	0	0	3.03	9	4	3	.884
2007-08	Calgary Hitmen	WHL	27	1529	54	1	1	2.12	18	8	1	.911
2008-09	Calgary Hitmen	WHL	55	3295	114	1	7	2.08	45	5	4	.915
2009-10	Calgary Hitmen	WHL	48	2851	105	2	8	2.21	36	11	1	.919
2010-11	Ontario Reign	ECHL	1	64	4	0	0	3.76	1	0	0	.867
2010-11	Manchester Monarchs	AHL	39	2187	82	3	4	2.25	23	12	1	.924

PLAYOFFS												
SEASON	TEAM	LGE	GP	MIN	GA	EN	SO	GAA	W	L	SVS	PCT
2007-08	Calgary Hitmen	WHL	5	250	12	2	0	2.88	2	1	87	.879
2008-09	Calgary Hitmen	WHL	18	1095	34	3	2	1.86	14	4	394	.921
2009-10	Calgary Hitmen	WHL	23	1401	55	1	2	2.36	16	7	592	.915
2010-11	Manchester Monarchs	AHL	4	213	9	0	0	2.54	2	1	105	.921



RAY KAUNISTO

Position: Left Wing / **Shoots:** Left
Height: 6-4 / **Weight:** 193
Age: 24 (Turns 25 on Feb. 7, 2012)
Birthplace: Sault Ste. Marie, Mich. (Feb. 7, 1987)

ACQUIRED BY KINGS: Signed by the Kings as an unrestricted free agent on March 31, 2010.

2010-11: Second among Manchester rookies in goals...Goals in back-to-back games twice during the season: Nov. 27, 2010 vs. Portland and Nov. 28, 2010 at Worcester; Feb. 19, 2011 vs. Portland and Feb. 22, 2011 (2g) at Springfield...Two goals in Game 5 of AHL's Atlantic Division Semifinals at Binghamton.

CAREER STATS												
SEASON	TEAM	LGE	REGULAR SEASON				PLAYOFFS				GP	PTS
			GP	G	A	PIM	GP	G	A	PIM		
2003-04	Soo Indians	NAHL	4	1	1	2	6	—	—	—	—	—
2004-05	Soo Indians	NAHL	55	20	20	40	72	—	—	—	—	—
2005-06	Cedar Rapids RoughRiders	USHL	53	5	14	19	78	8	1	1	2	12
2006-07	Northern Michigan University	NCAA	41	3	0	3	30	—	—	—	—	—
2007-08	Northern Michigan University	NCAA	40	8	5	13	44	—	—	—	—	—
2008-09	Northern Michigan University	NCAA	40	7	7	14	56	—	—	—	—	—
2009-10	Northern Michigan University	NCAA	40	18	14	32	78	—	—	—	—	—
2010-11	Manchester Monarchs	AHL	57	8	6	14	50	7	2	1	3	4

KINGS PLAYERS IN THE SYSTEM



DAVID KOLOMATIS

Position: Defense / **Shoots:** Right
Height: 5-11 / **Weight:** 196
Age: 22 (Turns 23 on Feb. 25, 2012)
Birthplace: Livingston, N.J.
 (Feb. 25, 1989)

ACQUIRED BY KINGS: Selected by the Kings in the fifth round (126th overall) in the 2009 NHL Entry Draft.

2010-11: Among Manchester defensemen he ranked: second in goals, points, assists, penalty minutes and shots (157)...Two goals Dec. 31, 2010 vs. Providence...

Among Manchester defensemen in the playoffs he ranked: tied for second in goals, points and assists.

CAREER STATS												
SEASON	TEAM	LGE	REGULAR SEASON				PLAYOFFS					
			GP	G	A	PTS	PIM	GP	G	A	PTS	PIM
2005-06	U.S. Nat. Under-18 Team	NAHL	16	1	0	1	4	—	—	—	—	—
2006-07	Owen Sound Attack	OHL	67	4	16	20	54	4	0	0	0	0
2007-08	Owen Sound Attack	OHL	68	9	36	45	68	—	—	—	—	—
2008-09	Owen Sound Attack	OHL	63	18	28	46	52	4	2	2	4	0
2008-09	Providence Bruins	AHL	4	0	0	0	0	16	0	1	1	2
2009-10	Manchester Monarchs	AHL	76	8	21	29	30	15	0	1	1	2
2010-11	Manchester Monarchs	AHL	70	8	20	28	58	7	2	2	4	2



BRANDON KOZUN

Position: Right Wing / **Shoots:** Right
Height: 5-8 / **Weight:** 162
Age: 21 (Turns 22 on March 8, 2012)
Birthplace: Los Angeles, Calif.
 (March 8, 1990)

ACQUIRED BY KINGS: Selected by the Kings in the sixth round (179th overall) in the 2009 NHL Entry Draft.

2010-11: Led Manchester rookies in the following categories: goals (tied for sixth among AHL rookies), assists, points (eighth among AHL rookies) and PPG (10)...Tied for sixth in AHL in GWG (6)...AHL Rookie of the Month in February 2011 (8-7=15 in 13 GP)...Had five multi-goal games...Points (5-8=13) in eight straight games (Feb. 20-March 9, 2011)...Three points (2-1=3) Feb. 26, 2011 at Bridgeport...Tied for third on club in playoff assists and playoff plus-minus (+2).

INTERNATIONAL PLAY: Played for Team Canada at the following tournament: World Junior Championships (2010, 6 GP, 3-4=7, +6, silver medal).

CAREER STATS												
SEASON	TEAM	LGE	REGULAR SEASON				PLAYOFFS					
			GP	G	A	PTS	PIM	GP	G	A	PTS	PIM
2006-07	Calgary Royals	AJHL	39	20	22	42	38	—	—	—	—	—
2006-07	Calgary Hitmen	WHL	11	1	1	2	4	—	—	—	—	—
2007-08	Calgary Hitmen	WHL	69	19	34	53	46	16	4	14	18	6
2008-09	Calgary Hitmen	WHL	72	40	68	108	58	18	7	12	19	8
2009-10	Calgary Hitmen	WHL	65	32	75	107	50	23	8	22	30	12
2010-11	Manchester Monarchs	AHL	73	23	25	48	48	7	1	3	4	2



DAVID MECKLER

Position: Left Wing / **Shoots:** Right
Height: 6-0 / **Weight:** 213
Age: 24 (Turns 25 on July 9, 2012)
Birthplace: Highland Park, Ill.
 (July 9, 1987)

ACQUIRED BY KINGS: Selected by the Kings in the fifth round (134th overall) in the 2006 NHL Entry Draft.

2010-11: Recorded a shot in 70 of 75 games with Manchester...Two assists Jan. 28, 2011 at Connecticut...Three points (1-2=3) and +3 Dec. 29, 2010 at Adirondack...Three points (2-1=3) Oct. 4, 2010 at Portland...Tied for second on Manchester in playoff shots (20).

CAREER STATS												
SEASON	TEAM	LGE	REGULAR SEASON				PLAYOFFS					
			GP	G	A	PTS	PIM	GP	G	A	PTS	PIM
2002-03	Chicago Freeze	NAHL	56	7	15	22	48	—	—	—	—	—
2003-04	Waterloo Black Hawks	USHL	56	9	8	17	43	10	3	1	4	4
2004-05	Waterloo Black Hawks	USHL	60	30	15	45	32	5	3	2	5	2
2005-06	Yale University	NCAA	31	7	3	10	28	—	—	—	—	—
2006-07	London Knights	OHL	67	38	35	73	53	16	15	7	22	20
2007-08	Manchester Monarchs	AHL	76	23	13	36	24	4	1	1	2	2
2008-09	Manchester Monarchs	AHL	74	14	15	29	28	—	—	—	—	—
2009-10	Manchester Monarchs	AHL	73	11	9	20	22	14	1	0	1	2
2010-11	Manchester Monarchs	AHL	75	16	17	33	28	7	2	0	2	0

KINGS PLAYERS IN THE SYSTEM



PATRICK MULLEN

Position: Defense / **Shoots:** Right
Height: 5-10 / **Weight:** 184
Age: 25 (Turns 26 on May 6, 2012)
Birthplace: Pittsburgh, Pa.
 (May 6, 1986)

ACQUIRED BY KINGS: Signed by the Kings as an unrestricted free agent on April 3, 2009.

2010-11: Fourth among Manchester defensemen in points and assists...Goals in back-to-back games April 6, 2011 at Portland and April 8, 2011 vs. Adirondack...Two assists Feb. 5, 2011 at Albany...Points (1-3=4) in four straight games (Nov. 26-Dec. 10, 2010).

CAREER STATS												
SEASON	TEAM	LGE	REGULAR SEASON				PLAYOFFS					
			GP	G	A	PTS	PIM	GP	G	A	PTS	PIM
2004-05	Sioux Falls Stampede	USHL	60	14	23	37	8	—	—	—	—	—
2005-06	U. of Denver	NCAA	37	7	10	17	24	—	—	—	—	—
2006-07	U. of Denver	NCAA	37	5	12	17	20	—	—	—	—	—
2007-08	U. of Denver	NCAA	40	4	18	22	65	—	—	—	—	—
2008-09	U. of Denver	NCAA	38	4	21	25	39	—	—	—	—	—
2009-10	Manchester Monarchs	AHL	44	4	6	10	16	2	0	0	0	2
2009-10	Ontario Reign	ECHL	1	0	0	0	0	—	—	—	—	—
2010-11	Manchester Monarchs	AHL	67	3	17	20	32	7	0	1	1	4



JORDAN NOLAN

Position: Center / **Shoots:** Left
Height: 6-3 / **Weight:** 227
Age: 22 (Turns 23 on June 23, 2012)
Birthplace: St. Catharines, Ontario
 (June 23, 1989)

ACQUIRED BY KINGS: Selected by the Kings in the seventh round (186th overall) in the 2009 NHL Entry Draft.

2010-11: Third among Manchester rookies in goals, points and assists...Third on club in penalty minutes...Two assists Jan. 13, 2011 at Charlotte...Two points (1-1=2) Dec. 4, 2010 vs. Springfield...15 penalty minutes Dec. 3, 2010 vs. Norfolk.

CAREER STATS												
SEASON	TEAM	LGE	REGULAR SEASON				PLAYOFFS					
			GP	G	A	PTS	PIM	GP	G	A	PTS	PIM
2005-06	Erie Otters	OHL	33	3	4	7	20	—	—	—	—	—
2006-07	Windsor Spitfires	OHL	60	11	16	27	100	—	—	—	—	—
2007-08	Windsor Spitfires	OHL	62	13	14	27	69	5	3	0	3	2
2008-09	Sault Ste. Marie Greyhounds	OHL	64	16	27	43	158	—	—	—	—	—
2009-10	Sault Ste. Marie Greyhounds	OHL	49	23	25	48	88	5	1	1	2	4
2009-10	Ontario Reign	ECHL	3	1	1	2	4	—	—	—	—	—
2010-11	Manchester Monarchs	AHL	75	5	12	17	115	7	0	2	2	4



TYLER TOFFOLI

Position: Center / **Shoots:** Right
Height: 6-1 / **Weight:** 187
Age: 19 (Turns 20 on April 24, 2012)
Birthplace: Scarborough, Ontario
 (April 24, 1992)

ACQUIRED BY KINGS: Selected by the Kings in the second round (47th overall) in the 2010 NHL Entry Draft.

2010-11: Co-led OHL in points, recipient of OHL Leading Scorer Award (Eddie Powers Memorial Trophy)...OHL First-Team All-Star...In OHL he ranked: first in goals, tied for 13th in assists, tied for fifth in SHG (4), tied for sixth in GWG (8) and tied for fifth in plus-minus (+44)...Four goals March 20, 2011 vs. Sudbury...Five goals Dec. 29, 2010 vs. Kingston...Points (30-27=57) in 25 straight games (Nov. 7, 2010-Jan. 15, 2011)...Led Ottawa in playoffs in points and assists, co-led in goals...Made pro debut with Manchester (scored a goal) April 10, 2011 at Providence.

INTERNATIONAL PLAY: Played for Team Canada at the following tournament: 2009 Ivan Hlinka Tournament, gold medal.

CAREER STATS												
SEASON	TEAM	LGE	REGULAR SEASON				PLAYOFFS					
			GP	G	A	PTS	PIM	GP	G	A	PTS	PIM
2007-08	Toronto Jr. Canadiens	OPJHL	2	2	0	2	0	—	—	—	—	—
2008-09	Ottawa 67's	OHL	54	17	29	46	16	7	2	6	8	4
2009-10	Ottawa 67's	OHL	65	37	42	79	54	12	7	6	13	10
2010-11	Ottawa 67's	OHL	68	57	51	108	33	4	3	5	8	4
2010-11	Manchester Monarchs	AHL	1	0	1	1	0	5	1	0	1	6

KINGS PLAYERS IN THE SYSTEM



LINDEN VEY

Position: Right Wing / **Shoots:** Right
Height: 6-0 / **Weight:** 183
Age: 20 (Turns 21 on July 17, 2012)
Birthplace: Wakaw, Saskatchewan (July 17, 1991)

ACQUIRED BY KINGS: Selected by the Kings in the fourth round (96th overall) in the 2009 NHL Entry Draft.

2010-11: Led WHL in points, recipient of WHL Leading Scorer Award (Bobby Clarke Trophy)...Led entire CHL in points (includes WHL, OHL and QMJHL)...WHL First-Team All-Star...In WHL he ranked: tied for third in goals, second in assists, tied for fourth in SHG (5), tied for seventh in GWG (7) and tied for 13th in plus-minus (+37)...Points (10-16=26) in 14 straight games (Feb. 11-March 11, 2011)...Points (9-14=23) in 10 straight games (Jan. 9-29, 2011)...Points (10-12=22) in eight straight games (Nov. 12-30, 2010)...Helped Medicine Hat advance to the WHL's Eastern Conference Finals...In WHL playoffs he ranked: eighth in points, fourth in goals and tied for eighth in assists.

INTERNATIONAL PLAY: Played for Team Canada at the following tournaments: (2009 Super Series), (2008 World U17 Hockey Challenge, bronze medal).

CAREER STATS												
SEASON	TEAM	LGE	REGULAR SEASON				PLAYOFFS				GP	PTS
			GP	G	A	PTS	GP	G	A	PTS		
2006-07	Medicine Hat Tigers	WHL	2	0	0	0	2	—	—	—	—	—
2007-08	Medicine Hat Tigers	WHL	48	8	9	17	21	5	0	1	1	2
2008-09	Medicine Hat Tigers	WHL	71	24	48	72	20	11	2	5	7	2
2009-10	Medicine Hat Tigers	WHL	72	24	51	75	34	12	2	6	8	8
2010-11	Medicine Hat Tigers	WHL	69	46	70	116	36	15	12	13	25	8



VIATCHESLAV VOYNOV

Position: Defense / **Shoots:** Right
Height: 5-11 / **Weight:** 199
Age: 21 (Turns 22 on Jan. 15, 2012)
Birthplace: Chelyabinsk, Russia (Jan. 15, 1990)

ACQUIRED BY KINGS: Selected by the Kings in the second round (32nd overall) in the 2008 NHL Entry Draft.

2010-11: AHL Second-Team All-Star...Led Manchester defensemen in the following categories: goals (tied for third among AHL defensemen), assists (led club overall, tied for ninth among AHL defensemen), points (seventh among AHL defensemen), PPG (7) and plus-minus (21, led club overall, tied for 15th in AHL, tied for ninth among AHL defensemen)...Named to 2011 AHL All-Star Team (had assist in game, second straight appearance)...Led Manchester defensemen in the playoffs in points (tied for third overall), assists (tied for third overall) and PPG (2, led club overall).

INTERNATIONAL PLAY: Played for Team Russia at the following tournaments: World Junior Championships (2009, 7 GP, 1-3=4, alternate captain, bronze medal), (2008, 7 GP, 0-1=1, bronze medal), (2007, 7 GP, 1-4=5, silver medal)...World U18 Championships (2008, 6 GP, 1-4=5, silver medal), (2007, 7 GP, 1-3=5, gold medal).

CAREER STATS												
SEASON	TEAM	LGE	REGULAR SEASON				PLAYOFFS				GP	PTS
			GP	G	A	PTS	GP	G	A	PTS		
2006-07	Chelyabinsk Traktor	Russia	31	0	0	0	12	—	—	—	—	—
2007-08	Chelyabinsk Traktor	Russia	36	1	3	4	20	2	0	0	0	0
2008-09	Manchester Monarchs	AHL	61	8	15	23	46	—	—	—	—	—
2009-10	Manchester Monarchs	AHL	79	10	19	29	43	9	1	3	4	0
2010-11	Manchester Monarchs	AHL	76	15	36	51	36	7	2	3	5	6

KINGS PLAYERS IN THE SYSTEM



JORDAN WEAL

Position: Center / **Shoots:** Right
Height: 5-9 / **Weight:** 173
Age: 19 (Turns 20 on April 15, 2012)
Birthplace: North Vancouver, British Columbia (April 15, 1992)

ACQUIRED BY KINGS: Selected by the Kings in the third round (70th overall) in the 2010 NHL Entry Draft.

2010-11: In WHL he ranked: tied for fifth in points, tied for ninth in goals and tied for 10th in assists...Led Regina in plus-minus (+13) and in PPG (12)...Two goals in four straight games (March 4-11, 2011)...Points (11-6=17) in eight straight games (Feb. 21-March 11, 2011)...Points (9-10=19) in 10 straight games (Jan. 18-Feb. 8, 2011)...Points (6-6=12) in seven straight games (Dec. 13, 2010-Jan. 2, 2011)...Made pro debut with Manchester March 25, 2011 at Norfolk.

INTERNATIONAL PLAY: Played for Team Canada at the following tournaments: World U18 Championships (2010, 6 GP, 3-6=9, led club in points)...Other (2009 Ivan Hlinka Tournament, gold medal).

CAREER STATS												
SEASON	TEAM	LGE	REGULAR SEASON				PLAYOFFS				GP	PTS
			GP	G	A	PTS	GP	G	A	PTS		
2007-08	Regina Pats	WHL	3	0	1	1	0	4	0	0	0	0
2008-09	Regina Pats	WHL	65	16	54	70	26	—	—	—	—	—
2009-10	Regina Pats	WHL	72	35	67	102	54	—	—	—	—	—
2010-11	Regina Pats	WHL	72	43	53	96	70	—	—	—	—	—
2010-11	Manchester Monarchs	AHL	7	0	1	1	0	—	—	—	—	—



JEFF ZATKOFF

Position: Goal / **Catches:** Left
Height: 6-2 / **Weight:** 179
Age: 24 (Turns 24 on June 9, 2012)
Birthplace: Detroit, Mich. (June 9, 1987)

ACQUIRED BY KINGS: Selected by the Kings in the third round (74th overall) in the 2006 NHL Entry Draft.

2010-11: 12th in AHL in minutes, 13th in saves...Earned shutouts Feb. 26, 2011 at Bridgeport (26 saves, 5-0 win), March 12, 2011 vs. Bridgeport (26 saves, 7-0 win) and March 25, 2011 at Norfolk (35 saves, 4-0 win)...AHL Goaltender of the Month in March 2011 (5-3-1, 1.55 GAA, .949 spct in 9 GP)...5-0-1 in six-game span Feb. 26-March 16, 2011 (stopped 162-of-170 shots = .953 spct)...5-1-0 in six-game span Nov. 14-28, 2010 (stopped 140-of-154 shots = .909 spct).

INTERNATIONAL PLAY: Played for Team USA at the following tournament: World Junior Championships (2007, 2 GP, 0-2-0, 3.46 GAA, .833 spct).

CAREER STATS												
SEASON	TEAM	LGE	REGULAR SEASON									
			GP	MIN	GA	EN	SO	GAA	W	L	OTL	SVS PCT
2004-05	Sioux City Musketeers	USHL	24	1271	54	0	1	2.55	13	6	3	.575 .914
2005-06	Miami University (Ohio)	NCAA	20	1217	41	0	3	2.02	14	5	1	.532 .928
2006-07	Miami University (Ohio)	NCAA	26	1542	58	0	1	2.26	14	8	3	.662 .919
2007-08	Miami University (Ohio)	NCAA	36	2161	62	0	3	1.72	27	8	1	.857 .933
2008-09	Ontario Reign	ECHL	37	2164	107	3	1	2.97	17	15	3	.149 .915
2008-09	Manchester Monarchs	AHL	3	182	7	0	0	2.31	1	2	0	.78 .918
2009-10	Manchester Monarchs	AHL	22	1170	57	4	2	2.92	10	9	0	.612 .915
2010-11	Manchester Monarchs	AHL	45	2508	112	2	3	2.68	20	17	5	.142 .911

PLAYOFFS												
SEASON	TEAM	LGE	GP	MIN	GA	EN	SO	GAA	W	L	SVS	PCT
2004-05	Sioux City Musketeers	USHL	2	68	10	0	0	8.88	0	0	24	.706
2008-09	Ontario Reign	ECHL	7	418	26	0	0	3.73	3	4	177	.872
2010-11	Manchester Monarchs	AHL	5	253	16	0	0	3.80	1	3	131	.891

KINGS PROSPECTS

ANDY ANDREOFF

Position: Left Wing / **Shoots:** Left
Height: 6-1 **Weight:** 201
Age: 20 (Turns 21 on May 17, 2012)
Birthplace: Pickering, Ontario
 (May 17, 1991)



ACQUIRED BY KINGS: Selected by the Kings in the third round (80th overall) in the 2011 NHL Entry Draft.

SEASON	TEAM	LGE	REGULAR SEASON					PLAYOFFS				
			GP	G	A	PTS	PIM	GP	G	A	PTS	PIM
2007-08	Pickering Panthers	OPJHL	40	12	15	27	58	—	—	—	—	—
2007-08	Oshawa Generals	OHL	25	0	1	1	8	9	0	0	0	2
2008-09	Oshawa Generals	OHL	66	11	14	25	37	—	—	—	—	—
2009-10	Oshawa Generals	OHL	67	15	33	48	70	—	—	—	—	—
2010-11	Oshawa Generals	OHL	66	33	42	75	109	10	3	8	11	16

ROBERT CZARNIK

Position: Center / **Shoots:** Right
Height: 6-1 **Weight:** 188
Age: 21 (Turns 22 on Jan. 25, 2012)
Birthplace: Detroit, Mich.
 (Jan. 25, 1990)



ACQUIRED BY KINGS: Selected by the Kings in the third round (63rd overall) in the 2008 NHL Entry Draft.

SEASON	TEAM	LGE	REGULAR SEASON					PLAYOFFS				
			GP	G	A	PTS	PIM	GP	G	A	PTS	PIM
2006-07	U.S. Nat. Under-18 Team	NAHL	46	7	10	17	46	—	—	—	—	—
2007-08	U.S. Nat. Under-18 Team	NAHL	14	4	2	6	12	—	—	—	—	—
2008-09	U. of Michigan	NCAA	39	5	11	16	32	—	—	—	—	—
2009-10	U. of Michigan	NCAA	12	3	3	6	4	—	—	—	—	—
2009-10	Plymouth Whalers	OHL	43	17	32	49	28	9	0	4	4	6
2010-11	Plymouth Whalers	OHL	61	33	44	77	46	11	4	5	9	6

NIC DOWD

Position: Center / **Shoots:** Right
Height: 6-1 **Weight:** 175
Age: 21 (Turns 22 on May 27, 2012)
Birthplace: Huntsville, Ala.
 (May 27, 1990)



ACQUIRED BY KINGS: Selected by the Kings in the seventh round (198th overall) in the 2009 NHL Entry Draft.

SEASON	TEAM	LGE	REGULAR SEASON					PLAYOFFS				
			GP	G	A	PTS	PIM	GP	G	A	PTS	PIM
2008-09	St. Louis Bandits	NAHL	3	0	0	0	2	—	—	—	—	—
2008-09	Wenatchee Wild	NAHL	43	16	33	49	71	—	—	—	—	—
2009-10	Indiana Ice	USHL	46	16	23	39	48	9	2	4	6	2
2010-11	St. Cloud State	NCAA	36	5	13	18	34	—	—	—	—	—

COREY ELKINS

Position: Center / **Shoots:** Left
Height: 6-2 **Weight:** 214
Age: 20 (Turns 27 on Feb. 23, 2012)
Birthplace: West Bloomfield, Mich.
 (Feb. 23, 1985)



ACQUIRED BY KINGS: Signed by the Kings as an unrestricted free agent on March 31, 2009.

SEASON	TEAM	LGE	REGULAR SEASON					PLAYOFFS				
			GP	G	A	PTS	PIM	GP	G	A	PTS	PIM
2002-03	Compuware Ambassadors	NAHL	49	8	11	19	37	—	—	—	—	—
2003-04	St. Louis Heartland Eagles	USHL	57	12	17	29	36	—	—	—	—	—
2004-05	Sioux City Musketeers	USHL	58	19	23	42	27	13	4	1	5	8
2005-06	Ohio State University	NCAA	9	0	0	0	0	—	—	—	—	—
2006-07	Ohio State University	NCAA	26	7	7	14	10	—	—	—	—	—
2007-08	Ohio State University	NCAA	25	2	3	5	12	—	—	—	—	—
2008-09	Ohio State University	NCAA	42	18	23	41	18	—	—	—	—	—
2009-10	Manchester Monarchs	AHL	73	21	22	43	24	14	3	5	8	0
2009-10	Los Angeles Kings	NHL	3	1	0	1	0	—	—	—	—	—
2010-11	Manchester Monarchs	AHL	76	18	26	44	29	7	2	3	5	2
NHL Totals			3	1	0	1	0	0	0	0	0	0
KINGS Totals			3	1	0	1	0	0	0	0	0	0

DEREK FORBORT

Position: Defense / **Shoots:** Left
Height: 6-5 **Weight:** 198
Age: 19 (Turns 20 on March 4, 2012)
Birthplace: Duluth, Minn.
 (March 4, 1992)



ACQUIRED BY KINGS: Selected by the Kings in the first round (15th overall) in the 2010 NHL Entry Draft.

SEASON	TEAM	LGE	REGULAR SEASON					PLAYOFFS				
			GP	G	A	PTS	PIM	GP	G	A	PTS	PIM
2008-09	U.S. Nat. Under-18 Team	NAHL	2	0	1	1	6	—	—	—	—	—
2009-10	U.S. National Olin. Team	USHL	26	4	10	14	26	—	—	—	—	—
2010-11	U. of North Dakota	NCAA	38	0	15	15	26	—	—	—	—	—

JOHAN FRANSSON

Position: Defense / **Shoots:** Left
Height: 6-1 **Weight:** 192
Age: 26 (Turns 27 on Feb. 18, 2012)
Birthplace: Kalix, Sweden
 (Feb. 18, 1985)



ACQUIRED BY KINGS: From Dallas with Jaroslav Modry, a second-round selection in the 2007 NHL Entry Draft (Oscar Moller), a third-round selection in the 2007 NHL Entry Draft (Bryan Cameron) and a first-round selection in the 2008 NHL Entry Draft (later traded to Anaheim on June 20, 2008) for Mattias Norstrom, Konstantin Pushkarev, a third-round selection in the 2007 NHL Entry Draft and a fourth-round selection in the 2007 NHL Entry Draft on Feb. 27, 2007.

SEASON	TEAM	LGE	REGULAR SEASON					PLAYOFFS				
			GP	G	A	PTS	PIM	GP	G	A	PTS	PIM
2002-03	Lulea HF	SEL	3	0	0	0	0	—	—	—	—	—
2003-04	Lulea HF	SEL	44	3	3	6	28	2	0	0	0	4
2004-05	Lulea HF	SEL	43	1	6	7	30	3	0	0	0	0
2005-06	Lulea HF	SEL	50	3	5	8	74	6	1	1	2	6
2006-07	Vetra Fortuna HC Goteborg	SEL	35	0	6	6	18	—	—	—	—	—
2006-07	Assat Pori	FINL	6	0	1	1	2	—	—	—	—	—
2006-07	Linkoping HC	SEL	8	0	0	0	4	15	0	0	0	2
2007-08	Linkoping HC	SEL	48	5	10	15	24	16	0	5	5	16
2008-09	Linkoping HC	SEL	40	3	7	10	24	—	—	—	—	—
2008-09	Lugano	Swiss-A	7	2	3	5	2	4	2	0	2	0
2009-10	Lulea HF	SEL	54	11	19	30	26	—	—	—	—	—
2010-11	St. Petersburg SKA	KHL	38	6	10	16	22	11	0	2	2	2

KINGS PROSPECTS

CHRISTOPHER GIBSON

Position: Goal / **Catches:** Left
Height: 6-1 **Weight:** 188
Age: 18 (Turns 19 on Dec. 27, 2011)
Birthplace: Karkkila, Finland
 (Dec. 27, 1992)



ACQUIRED BY KINGS: Selected by the Kings in the second round (49th overall) in the 2011 NHL Entry Draft.

SEASON	TEAM	LGE	REGULAR SEASON											
			GP	MIN	GA	EN	SO	GAA	W	L	OTL	SVS	PCT	
2009-10	Chicoutimi Sagueniens	CMJHL	29	1592	93	1	2	3.50	8	19	0	707	.884	
2010-11	Chicoutimi Sagueniens	CMJHL	37	2234	90	1	4	2.42	14	15	8	1034	.920	

SEASON	TEAM	LGE	PLAYOFFS											
			GP	MIN	GA	EN	SO	GAA	W	L	SVS	PCT		
2009-10	Chicoutimi Sagueniens	CMJHL	7	230	13	0	0	3.39	2	1	68	.871		
2010-11	Chicoutimi Sagueniens	CMJHL	4	219	19	0	0	5.20	0	4	122	.865		

KEVIN GRAVEL

Position: Defense / **Shoots:** Left
Height: 6-4 **Weight:** 185
Age: 19 (Turns 20 on March 6, 2012)
Birthplace: Kingsford, Mich.
 (March 6, 1992)



ACQUIRED BY KINGS: Selected by the Kings in the fifth round (148th overall) in the 2010 NHL Entry Draft.

SEASON	TEAM	LGE	REGULAR SEASON					PLAYOFFS				
			GP	G	A	PTS	PIM	GP	G	A	PTS	PIM
2008-09	Marquette Rangers	NAHL	58	3	11	14	29	—	—	—	—	—
2009-10	Sioux City Musketeers	USHL	53	3	3	6	36	—	—	—	—	—
2010-11	St. Cloud State	NCAA	36	1	5	6	4	—	—	—	—	—

BUD HOLLOWAY

Position: Left Wing / **Shoots:** Right
Height: 6-0 **Weight:** 201
Age: 23 (Turns 24 on March 1, 2012)
Birthplace: Wapella, Saskatchewan
 (March 1, 1988)



ACQUIRED BY KINGS: Selected by the Kings in the third round (86th overall) in the 2006 NHL Entry Draft.

SEASON	TEAM	LGE	REGULAR SEASON					PLAYOFFS				
			GP	G	A	PTS	PIM	GP	G	A	PTS	PIM
2003-04	Seattle Thunderbirds	WHL	2	0	0	0	0	—	—	—	—	—
2004-05	Seattle Thunderbirds	WHL	67	4	11	15	27	12	0	1	1	0
2005-06	Seattle Thunderbirds	WHL	72	21	33	34	18	7	3	2	5	4
2006-07	Seattle Thunderbirds	WHL	71	27	38	65	50	11	3	3	6	8
2007-08	Seattle Thunderbirds	WHL	70	43	40	83	55	12	5	10	4	4
2008-09	Manchester Monarchs	AHL	38	7	5	12	6	—	—	—	—	—
2008-09	Ontario Reign	ECHL	23	14	8	22	8	7	5	9	14	8
2009-10	Manchester Monarchs	AHL	75	19	28	47	26	16	7	7	14	9
2010-11	Manchester Monarchs	AHL	78	28	33	61	58	7	4	7	11	10

MAXIM KITSYN

Position: Left Wing / **Shoots:** Right
Height: 6-2 **Weight:** 194
Age: 19 (Turns 20 on Dec. 24, 2011)
Birthplace: Novokuznetsk, Russia
 (Dec. 24, 1991)



ACQUIRED BY KINGS: Selected by the Kings in the sixth round (158th overall) in the 2010 NHL Entry Draft.

SEASON	TEAM	LGE	REGULAR SEASON					PLAYOFFS				
			GP	G	A	PTS	PIM	GP	G	A	PTS	PIM
2008-09	Novokuznetsk Metallurg	KHL	31	5	2	7	26	—	—	—	—	—
2009-10	Novokuznetsk Metallurg	KHL	21	1	1	2	12	—	—	—	—	—
2010-11	Novokuznetsk Metallurg	KHL	18	3	4	7	8	—	—	—	—	—
2010-11	Moscow Spartak	OHL	32	9	17	26	24	20	10	9	19	14

KINGS PROSPECTS

IGOR MELYAKOV

Position: Left Wing / **Shoots:** Left
Height: 5-10 **Weight:** 200
Age: 34 (Turns 35 on Dec. 25, 2011)
Birthplace: Lipetsk, Russia
 (Dec. 25, 1976)



ACQUIRED BY KINGS: Selected by the Kings in the sixth round (137th overall) in the 1995 NHL Entry Draft.

SEASON	TEAM	LGE	REGULAR SEASON					PLAYOFFS				
			GP	G	A	PTS	PIM	GP	G	A	PTS	PIM
1993-94	Yaroslavl Torpedo	Russia	39	3	4	7	10	---	---	---	---	---
1994-95	Yaroslavl Torpedo	Russia	50	6	8	14	34	---	---	---	---	---
1995-96	Yaroslavl Torpedo	Russia	48	5	2	7	6	---	---	---	---	---
1996-97	Yaroslavl Torpedo	Russia	8	0	0	0	0	---	---	---	---	---
1996-97	Nizhny Novgorod Torpedo	Russia	12	2	3	5	10	---	---	---	---	---
1997-98	Nizhny Novgorod Torpedo	Russia	13	3	3	6	6	---	---	---	---	---
1997-98	Nizhny Novgorod Torpedo	Rus-1	22	7	4	11	14	---	---	---	---	---
1999-00	Nizhny Novgorod Torpedo	Russia	34	1	8	9	10	---	---	---	---	---
2000-01	Nizhny Novgorod Torpedo	Russia	25	2	3	5	10	---	---	---	---	---
2001-02	HK Lipetsk	Rus-2	56	12	32	44	90	14	5	5	10	4
2002-03	Khimik Voskresensk	Rus-2	38	6	20	26	14	10	3	2	5	2
2003-04	Nizhny Novgorod Torpedo	Russia	44	5	9	14	18	---	---	---	---	---
2004-05	Nizhny Novgorod Torpedo	Rus-1	52	14	30	44	32	---	---	---	---	---
2005-06	Novokuznetsk Metallurg	Russia	26	7	9	16	10	3	0	0	0	2
2006-07	Nizhny Novgorod Torpedo	Rus-1	16	2	6	8	10	---	---	---	---	---
2006-07	Novokuznetsk Metallurg	Russia	22	0	1	1	8	---	---	---	---	---
2007-08	Nizhny Novgorod Torpedo	Russia	8	1	0	1	6	---	---	---	---	---
2007-08	Zauralie Kurgan	Rus-2	24	2	11	13	38	---	---	---	---	---
2008-09	Zauralie Kurgan	Rus-2	46	3	22	25	32	---	---	---	---	---
2009-10	Klim Titan	Rus-2	54	10	25	35	30	---	---	---	---	---
2010-11	Klim Titan	Rus-3	44	7	15	22	26	---	---	---	---	---

MICHAEL MERSCH

Position: Left Wing / **Shoots:** Left
Height: 6-2 **Weight:** 198
Age: 19 (Turns 20 on Oct. 2, 2012)
Birthplace: Park Ridge, Ill.
 (Oct. 2, 1992)



ACQUIRED BY KINGS: Selected by the Kings in the fourth round (110th overall) in the 2011 NHL Entry Draft.

SEASON	TEAM	LGE	REGULAR SEASON					PLAYOFFS				
			GP	G	A	PTS	PIM	GP	G	A	PTS	PIM
2008-09	U.S. Nat. Under-18 Team	NAHL	42	15	13	28	50	---	---	---	---	---
2009-10	U.S. National Dev. Team	USHL	26	4	4	8	22	---	---	---	---	---
2010-11	U. of Wisconsin	NCAA	41	8	11	19	32	---	---	---	---	---

OSCAR MOLLER

Position: Center / **Shoots:** Right
Height: 5-0 **Weight:** 189
Age: 22 (Turns 23 on Jan. 22, 2012)
Birthplace: Stockholm, Sweden
 (Jan. 22, 1989)



ACQUIRED BY KINGS: Selected by the Kings in the second round (52nd overall) in the 2007 NHL Entry Draft.

SEASON	TEAM	LGE	REGULAR SEASON					PLAYOFFS				
			GP	G	A	PTS	PIM	GP	G	A	PTS	PIM
2006-07	Chilliwack Bruins	WHL	68	32	37	69	50	5	0	3	3	6
2007-08	Chilliwack Bruins	WHL	63	39	44	83	42	4	2	1	3	4
2007-08	Manchester Monarchs	AHL	---	---	---	---	---	2	0	1	1	0
2008-09	Los Angeles Kings	NHL	40	7	8	15	16	---	---	---	---	---
2008-09	Manchester Monarchs	AHL	8	2	3	5	6	---	---	---	---	---
2009-10	Manchester Monarchs	AHL	43	15	18	33	20	16	2	5	7	0
2009-10	Los Angeles Kings	NHL	34	4	3	7	4	---	---	---	---	---
2010-11	Manchester Monarchs	AHL	59	23	27	50	34	---	---	---	---	---
2010-11	Los Angeles Kings	NHL	13	1	3	4	2	1	0	0	0	0
NHL Totals			87	12	14	26	22	1	0	0	0	0
KINGS Totals			87	12	14	26	22	1	0	0	0	0

BRADY MURRAY

Position: Left Wing / **Shoots:** Left
Height: 5-9 **Weight:** 185
Age: 27 (Turns 28 on Aug. 17, 2012)
Birthplace: Brandon, Manitoba
 (Aug. 17, 1984)



ACQUIRED BY KINGS: Selected by the Kings in the fifth round (152nd overall) in the 2003 NHL Entry Draft.

SEASON	TEAM	LGE	REGULAR SEASON					PLAYOFFS				
			GP	G	A	PTS	PIM	GP	G	A	PTS	PIM
2002-03	Salmon Arm Silverbats	BCHL	59	42	59	101	30	---	---	---	---	---
2003-04	U. of North Dakota	NCAA	37	19	27	46	32	---	---	---	---	---
2004-05	U. of North Dakota	NCAA	25	8	12	20	22	---	---	---	---	---
2005-06	Rapperswil-Jona	Swiss-A	36	3	9	12	26	10	3	2	5	10
2006-07	Rapperswil-Jona	Swiss-A	38	12	20	32	38	---	---	---	---	---
2007-08	Los Angeles Kings	NHL	4	1	0	1	6	---	---	---	---	---
2007-08	Manchester Monarchs	AHL	58	14	13	27	50	4	1	0	1	2
2008-09	Lugano	Swiss-A	36	26	15	41	26	---	---	---	---	---
2009-10	Lugano	Swiss-A	47	6	13	19	12	---	---	---	---	---
2010-11	HC Lugano	Swiss-A	25	5	5	10	10	---	---	---	---	---
NHL Totals			4	1	0	1	6	0	0	0	0	0
KINGS Totals			4	1	0	1	6	0	0	0	0	0

MICHAEL SCHUMACHER

Position: Left Wing / **Shoots:** Left
Height: 6-5 **Weight:** 203
Age: 18 (Turns 19 on Aug. 25, 2012)
Birthplace: Stenungsund, Sweden
 (Aug. 25, 1993)



ACQUIRED BY KINGS: Selected by the Kings in the seventh round (200th overall) in the 2011 NHL Entry Draft.

SEASON	TEAM	LGE	REGULAR SEASON					PLAYOFFS				
			GP	G	A	PTS	PIM	GP	G	A	PTS	PIM
2009-10	Frolunda HC	Swe Jr.	1	0	0	0	0	---	---	---	---	---
2010-11	Frolunda HC	Swe Jr.	22	4	3	7	28	---	---	---	---	---

KINGS PROSPECTS

ANDREI SHEFER

Position: Left Wing / **Shoots:** Left
Height: 6-1 **Weight:** 198
Age: 30 (Turns 31 on July 26, 2012)
Birthplace: Yekaterinburg, Russia
 (July 26, 1981)



ACQUIRED BY KINGS: Selected by the Kings in the second round (43rd overall) in the 1999 NHL Entry Draft.

SEASON	TEAM	LGE	REGULAR SEASON					PLAYOFFS				
			GP	G	A	PTS	PIM	GP	G	A	PTS	PIM
1998-99	Cherepovets Severstal	Russia	8	1	0	1	4	---	---	---	---	---
1999-00	Halifax Mooseheads	QMJHL	72	34	42	76	30	10	0	5	5	4
2000-01	Cherepovets Severstal	Russia	20	1	1	2	10	6	1	0	1	0
2000-01	St. Petersburg SKA	Russia	11	6	1	7	4	---	---	---	---	---
2001-02	St. Petersburg SKA	Russia	27	4	4	8	10	---	---	---	---	---
2001-02	Cherepovets Severstal	Russia	8	0	0	0	6	---	---	---	---	---
2002-03	Cherepovets Severstal	Russia	37	2	4	6	10	10	0	0	0	0
2003-04	Cherepovets Severstal	Russia	55	4	6	10	46	---	---	---	---	---
2004-05	Cherepovets Severstal	Russia	46	1	10	11	18	---	---	---	---	---
2005-06	Cherepovets Severstal	Russia	44	2	2	4	32	4	0	1	1	0
2006-07	CSKA Moscow	Russia	45	7	7	14	48	2	0	0	0	2
2007-08	CSKA Moscow	Russia	53	3	13	16	34	6	1	1	2	0
2008-09	Cherepovets Severstal	KHL	37	3	6	9	16	---	---	---	---	---
2009-10	Cherepovets Severstal	KHL	51	5	12	17	26	---	---	---	---	---
2010-11	Cherepovets Severstal	KHL	38	3	11	14	28	6	1	0	1	2

NICK SHORE

Position: Center / **Shoots:** Right
Height: 6-0 **Weight:** 184
Age: 19 (Turns 20 on Sept. 26, 2012)
Birthplace: Denver, Colo.
 (Sept. 26, 1992)



ACQUIRED BY KINGS: Selected by the Kings in the third round (82nd overall) in the 2011 NHL Entry Draft.

SEASON	TEAM	LGE	REGULAR SEASON					PLAYOFFS				
			GP	G	A	PTS	PIM	GP	G	A	PTS	PIM
2008-09	U.S. Nat. Under-18 Team	NAHL	42	10	11	21	30	---	---	---	---	---
2009-10	U.S. National Dev. Team	USHL	26	6	14	20	10	---	---	---	---	---
2010-11	U. of Denver	NCAA	33	7	11	18	37	---	---	---	---	---



KINGS 2011 NHL ENTRY DRAFT SELECTIONS

RD/PICK	GOALTENDER	POS	HT	WT	AGE	2010-11 (CLUB)	GP	W	L	OT	GAA
2/49th	Christopher Gibson	G	6-1	188	18	Chicoutimi (QMJHL)	37	14	15	8	2.42

RD/PICK	PLAYER	POS	HT	WT	AGE	2010-11 (CLUB)	GP	G	A	PTS	PIM
3/80th	Andy Andreoff	LW	6-1	201	20	Oshawa (OHL)	66	33	42	75	109
3/82nd	Nick Shore	C	6-0	184	19	U. of Denver (NCAA)	33	7	11	18	37
4/110th	Michael Mersch	LW	6-2	198	19	U. of Wisconsin (NCAA)	41	8	11	19	32
5/140th	Joel Lowry	LW	6-1	180	19	Victoria (BCHL)	42	24	43	67	35
7/200th	Michael Schumacher	LW	6-5	203	18	Frolunda HC (Swe Jr.)	22	4	3	7	28



The Kings selected goaltender Christopher Gibson in the second round (49th overall) on June 25, 2011.

Last season the Kings sold out STAPLES Center 38 times overall – 35 times during the regular season and three times during the postseason – in what was a record-setting year at the Box Office. The 35 regular season sellouts were the most in STAPLES Center history (1999-present) and the most sellouts overall for the team since the 1991-92 season (40 sellouts that year). In addition, the Kings regular season average attendance of 18,083 last year was the highest in team history, surpassing the previous high mark of 17,857 established during the 2003-04 season.





MVB.

STAPLES

Proud sponsor and big fan of the LA Kings.

that was easy.

IN THE COMMUNITY



Willie Mitchell raises awareness for the Gentle Barn,
a local sanctuary that rescues and
rehabilitates abused animals.

KINGS IN THE COMMUNITY



The LA Kings are proud to be an integral part of the Los Angeles community both on and off the ice. LA Kings community outreach is focused on enhancing educational, recreational and health-related programs for the youth of Greater Los Angeles. LA Kings players and members of the LA Kings family actively work with local youth-based organizations and community groups to increase awareness and raise funds to support the LA Kings signature community initiatives.

Education

Royal Readers

LA Kings Royal Readers is a reading incentive program that encourages students to spend at least an hour a week reading outside of the classroom with the hope that it will improve individual literacy. Students who participate in the program have the opportunity to win a series of prizes including school supplies and the opportunity to attend a LA Kings game. Over 1,000 students participated in LA Kings Royal Readers during the 2010-11 season!

Storytime with the Kings

The LA Kings are proud to visit several local libraries throughout Greater Los Angeles for summer storytime with Bailey, the Ice Crew and LA Kings Alumni. Each visit teaches the "A-Z's" of hockey to library patrons.

Health-Related Causes

Childrens Hospital Los Angeles

In August 2009, the Kings Care Foundation proudly announced a five-year, \$500,000 commitment to the Blood Donor Center at Children's Hospital Los Angeles (CHLA). The largest donation ever made by the Kings Care Foundation serves to increase the much needed collection of life-saving blood for the most seriously ill and injured children at CHLA through the LA Kings Bloodmobile. The LA Kings and Kings Care Foundation continue to support this important initiative through the "Blood and Pucks" campaign which hosts several blood drives throughout Los Angeles, and also encourages fans to donate directly at CHLA.

Make-A-Wish Star of the Month

In partnership with Zebra's Care, the National Hockey League Officials Association's charity, the LA Kings are proud to continue their support of the Make-A-Wish Foundation for Greater Los Angeles by treating wish children and their families to a night with the LA Kings. Guests are treated to game tickets, dinner and have the opportunity to meet with NHL officials prior to game time.

Recreation

Street Knights

The LA Kings Street Knights program promotes the sport of hockey and the importance of physical fitness at local schools and community events. LA Kings players, alumni and staff are on hand to host street hockey clinics that teach the fundamentals of hockey, physical fitness and the importance of teamwork.

In-Arena Activation

Hero of the Game

Hero of the Game allows the LA Kings to show their support and gratitude to military personnel and their families. Those honored as Hero of the Game are treated to dinner in the exclusive Lexus Club with friends and family and are recognized on ice during the National Anthem.

Community Corner

The LA Kings Community Corner gives local youth the opportunity to attend LA Kings games at STAPLES Center, many for the first time. Each year 15,000 tickets are distributed to local non-profit organizations thanks to the support of LA Kings players, corporate sponsors and season ticket holders.

Awareness Nights

The LA Kings are proud to work with several organizations throughout the season to help generate awareness for each of their causes. Organizations including the American Red Cross, Turn Kindness On, Pancreatic Cancer Action Network, Children's Cancer Research Fund and SPCA LA have the opportunity to collect donations, distribute materials and promote their organization through in-arena announcements.

Kings Care Foundation

The official charity of the LA Kings, the Kings Care Foundation is committed to supporting a variety of educational and recreational opportunities for youth of Greater Los Angeles and has donated over \$5 million in monetary and in-kind support to the local community since its inception in 1996.



LA KINGS ALUMNI ASSOCIATION PRESENTED BY TOYOTA



PRESENTED BY
TOYOTA

As proud members of the Los Angeles Kings' extended family, the Los Angeles Kings Alumni Association's goal is to work in cooperation with the Kings Community Development department as well as support the efforts of the Kings Care Foundation.


Our main focus will be on providing assistance to local youth and adult hockey programs and we will emphasize teaching both the physical and mental fundamentals of hockey, along with developing a positive teamwork attitude.

Some of the programs we operate are the Los Angeles Kings Youth Hockey Camp, the Los Angeles Kings Alumni Fantasy Camp, Daryl Evans' Youth Clinics, as well as regular participation in the Los Angeles Kings/Bud Light Golf Tournament, Tip-A-King, the Dave Taylor/Jim Fox Cystic Fibrosis Golf Classic, the LA Kings Alumni Poker Tournament Presented by San Manuel Indian Bingo & Casino and the LA Kings 5K run hosted by Daryl Evans.

We will strive to be ambassadors for the Los Angeles Kings and its community related endeavors as well as for the great game of hockey.

Follow the LA Kings Alumni Association, Presented By Toyota, on Facebook at <http://www.facebook.com/LAKingsAlumniAssociation>


**The following former Kings players live locally
and/or are involved in the Kings Alumni Association:**



Bob Berry



Randy Burridge



Rod Buskas



Gene Carr



Brandon Convery



Russ Courtnall



Marcel Dionne



Gary Edwards



Nelson Emerson



Daryl Evans



Jim Fox



Mark Hardy



Steve Heinze



Bill Huard



Craig Johnson



Ross Lonsberry



Marty McSorley



Mike Murphy



Brad Norton



Luc Robitaille



Jamie Storr



Dave Taylor



Ian Turnbull



Rogie Vachon



Vic Venasky



Tim Watters



Peter Demers (Athletic Trainer)

KINGS HALL OF FAME

Marcel Dionne, Butch Goring, Wayne Gretzky, Luc Robitaille, Dave Taylor, Rogie Vachon, Peter Demers and Bob Miller are the members of the Los Angeles Kings Hall of Fame.



MARCEL DIONNE – With more than 1,300 points during his 12-year tenure as a King, Marcel, a Hall of Famer, brought a tremendous amount of excitement and enthusiasm to Kings fans when he arrived in 1975. His scoring touch was record setting and his scoring records might never be touched. In his first eight seasons with the Kings, he led the club in scoring each year, and in his final four seasons with the club he ranked in the top four in scoring each season.



BUTCH GORING – One of the Kings' early stars with 275 goals and 659 points, Butch trails only Marcel, Dave, Wayne, Luc and Bernie Nicholls on the team's all-time scoring list while playing for the Kings from 1969-80. He left the Kings in 1980 as he was traded to the New York Islanders, where all he did was help that club win four consecutive Stanley Cups (1980, 1981, 1982 and 1983). Butch later moved into coaching and broadcasting.



WAYNE GRETZKY – Wayne's 19-year NHL tenure is unmatched. A King from 1988-96, he is fourth on the club's all-time scoring list and he earned a multitude of honors while playing in Los Angeles, including three NHL scoring titles and one Most Valuable Player award. Considered by so many to be the greatest player in the history of hockey, Wayne also played for the Oilers (where he won four Stanley Cups), the Blues and the Rangers.



LUC ROBITAILLE – Luc Robitaille, a former ninth-round selection by the Kings who went on to become the highest scoring left wing in NHL history, is also the most recent King to have his sweater retired. Luc holds numerous club records, including the mark for most goals scored, as he tallied 557 goals in his 1,077 regular season games with the club. On November 9, 2009, he was inducted into the Hockey Hall of Fame in Toronto.



DAVE TAYLOR – One of the most popular and respected players in team history during his 17 seasons on the ice, Dave spent more than 30 seasons with the Kings organization as a player and front office executive. He owns a multitude of club records and he, as a right wing, was an integral member of the club's famed "Triple Crown Line" with Marcel and Charlie Simmer. Dave now works in the St. Louis Blues' front office.



ROGIE VACHON – The premier goaltender in Kings history, Rogie first became associated with the Kings in 1971 when he took to the Forum ice after being traded to Los Angeles from Montreal. The Kings leader in just about every statistical category for a goalie, Rogie, who has also held a variety of front office positions with the team, was also the first King to have his sweater retired by the club and he remains the only netminder in Kings history to be so honored.



PETER DEMERS – Starting with the Kings organization in 1969, Peter joined the Kings in L.A. in 1972 after working in Springfield. A true iron-man, he ended the 2005-06 season having been behind the bench for 2,632 consecutive Kings games. In 2007, he was inducted into the PHATS Hall of Fame and he was part of the 2007 Hockey Hall of Fame induction ceremonies in Toronto. In his retirement, he is active with the Kings participating in alumni and community events.





BOB MILLER – The "Voice of the Kings" is now in his 39th season behind the Kings microphone. He has called more Kings games on television than anyone, and in 2000 he was part of the Hockey Hall of Fame induction ceremonies in Toronto as the recipient of the Foster Hewitt Memorial Award, which is given annually by the TV/radio industry for outstanding contributions to the hockey broadcasting profession. In 2010-11, he celebrated his 50th year in broadcasting.

BAILEY'S BUDDIES



Call on Bailey to make any event a roarin' success!

Become a Bailey's Buddies member and enjoy year-round excitement and a powerful pack of great gifts, including:

- Two Ticket Vouchers to select Kings games
- Bailey Bobblehead
- Lanyard
- Bailey Tattoos
- Team LA Gift Card
- Popcornopolis Popcorn Cone
- A free personal pan pizza from 
- Upper Deck collectable card of Anze Kopitar or Drew Doughty with actual piece of game worn jersey in card 
- One pack of Upper Deck Cards with Bailey Card

Whether you're planning a corporate event, a party for your kids or any function in-between, you'll increase the excitement by arranging for Bailey—the LA Kings wildly popular mascot—to make an appearance!

To schedule a Bailey appearance or to enroll as a Bailey's Buddies member, call 213.762.5475 or visit LAKINGS.COM/Bailey



Let's Move!



The NHL, USA Hockey and *Let's Move!* are teaming up to create opportunities for boys and girls EVERYWHERE to become more active by playing hockey.

So, what are you waiting for?
Grab a stick and a friend, and come out and play!
Just go to nhl.com/letsmove to learn more.



NHL and NHL Shield are registered trademarks and NHL Network name and logo are trademarks of the National Hockey League. All NHL logos and marks and NHL team logos are marks depicted hereunder the property of the NHL and respective teams and may not be reproduced without the prior written consent of NHL Enterprises, L.P. © NHL 2011. All Rights Reserved. Void where prohibited.

there's one for everyone.

Meet the new Prius Family from Toyota. There's the original one, the bigger one, the smaller one and the one that plugs in. They're all a little different, just like us.



prius c concept
coming spring 2012



3rd gen prius
currently available



prius v
coming fall 2011



prius plug-in hybrid
coming spring 2012

prius goes plural



Prototype and concept vehicles shown with options. Production model may vary. ©2011 Toyota Motor Sales, U.S.A., Inc.

toyota.com/priusfamily



Toyota. A proud sponsor of the L.A. Kings for 22 years.

WELLS
FARGO

You've got what it takes
to be champions



Here's to a winning season.

We are proud to salute the Los Angeles Kings.

wellsfargo.com

Together we'll go far



LAST SEASON



Brad Richardson with a young fan at Tip-A-King 2010,
the largest fundraiser for the
Kings Care Foundation.

KINGS 2010-11 FINAL STATISTICS

#	Player	Pos	GP	G	A	P	+/-	PIM	PP	SH	GW	OT	S	S%	TOI/G	Sft/G	FO%
11	Anze Kopitar	C	75	25	48	73	25	20	6	1	6	1	233	10.7	21:35	25.6	49.9
23	Dustin Brown	R	82	28	29	57	17	67	7	0	2	0	228	12.3	19:22	24.6	48.6
14	Justin Williams	R	73	22	35	57	14	59	5	0	3	0	213	10.3	17:15	22.0	50.0
94	Ryan Smyth	L	82	23	24	47	-1	35	9	0	2	0	195	11.8	18:02	22.5	43.2
28	Jarret Stoll	C	82	20	23	43	-6	42	4	1	5	0	187	10.7	17:09	24.5	57.5
3	Jack Johnson	D	82	5	37	42	-21	44	3	0	0	0	153	3.3	23:11	25.9	0.0
8	Drew Doughty	D	76	11	29	40	13	68	5	0	3	0	139	7.9	25:38	28.0	0.0
17	Wayne Simmonds	R	80	14	16	30	-2	75	1	0	3	0	117	12.0	13:27	18.9	36.8
26	Michal Handzus	C	82	12	18	30	-5	20	4	0	3	0	94	12.8	17:20	24.2	51.7
15	Brad Richardson	C	68	7	12	19	-13	47	0	1	1	0	103	6.8	11:45	16.8	50.8
53	Alec Martinez	D	60	5	11	16	11	18	1	0	0	0	74	6.8	15:16	20.6	0.0
27	Alexei Ponikarovsky	L	61	5	10	15	1	36	1	0	1	0	94	5.3	12:35	18.2	20.0
7	Rob Scuderi	D	82	2	13	15	1	16	0	0	1	0	46	4.3	20:17	26.0	0.0
13	Kyle Clifford	L	76	7	7	14	-10	141	0	0	0	0	69	10.1	9:30	13.4	53.3
22	Trevor Lewis	C	72	3	10	13	-11	6	0	0	2	0	105	2.9	11:29	17.1	39.2
2	Matt Greene	D	71	2	9	11	3	70	0	0	1	0	50	4.0	16:58	22.8	0.0
33	Willie Mitchell	D	57	5	5	10	4	21	0	1	1	0	59	8.5	21:48	25.4	0.0
10	Marco Sturm	L	17	4	5	9	6	17	1	0	0	0	27	14.8	14:28	20.2	100.0
12	Andrei Loktionov	C	19	4	3	7	2	2	0	0	2	0	26	15.4	14:45	18.4	41.8
25	Dustin Penner	L	19	2	4	6	0	2	0	0	0	0	36	5.6	17:00	21.4	33.3
44	Davis Drewiske	D	38	0	5	5	-1	19	0	0	0	0	27	0.0	14:21	19.6	0.0
21	Scott Parse	L	5	1	3	4	5	0	0	0	0	0	6	16.7	13:47	18.2	0.0
9	Oscar Moller	R	13	1	3	4	-1	2	0	0	0	0	27	3.7	14:35	19.0	80.0
5	Peter Harrold	D	19	1	3	4	3	4	0	0	0	0	12	8.3	12:15	16.9	0.0
19	Kevin Westgarth	C	56	0	3	3	-6	105	0	0	0	0	20	0.0	5:26	8.3	50.0
10	Brayden Schenn	C	8	0	2	2	-1	0	0	0	0	0	11	0.0	11:14	15.4	33.3
6	Jake Muzzin	D	11	0	1	1	-2	0	0	0	0	0	8	0.0	13:42	18.1	0.0
29	John Zeiler	R	4	0	0	0	-1	0	0	0	0	0	1	0.0	5:36	8.0	50.0
74	Dwight King	L	6	0	0	0	-2	2	0	0	0	0	3	0.0	11:43	15.3	0.0

GOALTENDER RECORDS

#	Goalie	GP	GS	W	L	OT	SA	GA	GAA	Sv	Sv%	SO	G	A	PIM	TOI
32	Jonathan Quick	61	60	35	22	3	1,631	134	2.24	1,497	.918	6	0	2	0	3,590:34
45	Jonathan Bernier	25	22	11	8	3	652	57	2.48	595	.913	3	0	0	0	1,378:15

NATIONAL HOCKEY LEAGUE 2010-11 FINAL STANDINGS

EASTERN CONFERENCE

NORTHEAST DIVISION

Team	Rank	GP	W	L	OT	GF	GA	PTS
Boston	(3)	82	46	25	11	246	195	103
Montreal	(6)	82	44	30	8	216	209	96
Buffalo	(7)	82	43	29	10	245	229	96
Toronto	(10)	82	37	34	11	218	251	85
Ottawa	(13)	82	32	40	10	192	250	74

ATLANTIC DIVISION

Team	Rank	GP	W	L	OT	GF	GA	PTS
Philadelphia	(2)	82	47	23	12	259	223	106
Pittsburgh	(4)	82	49	25	8	238	199	106
NY Rangers	(8)	82	44	33	5	233	198	93
New Jersey	(11)	82	38	39	5	174	209	81
NY Islanders	(14)	82	30	39	13	229	264	73

SOUTHEAST DIVISION

Team	Rank	GP	W	L	OT	GF	GA	PTS
Washington	(1)	82	48	23	11	224	197	107
Tampa Bay	(5)	82	46	25	11	247	240	103
Carolina	(9)	82	40	31	11	236	239	91
Atlanta	(12)	82	34	36	12	223	269	80
Florida	(15)	82	30	40	12	195	229	72

WESTERN CONFERENCE

CENTRAL DIVISION

Team	Rank	GP	W	L	OT	GF	GA	PTS
Detroit	(3)	82	47	25	10	261	241	104
Nashville	(5)	82	44	27	11	219	194	99
Chicago	(8)	82	44	29	9	258	225	97
St. Louis	(11)	82	38	33	11	240	234	87
Columbus	(13)	82	34	35	13	215	258	81

PACIFIC DIVISION

Team	Rank	GP	W	L	OT	GF	GA	PTS
San Jose	(2)	82	48	25	9	248	213	105
Anaheim	(4)	82	47	30	5	239	235	99
Phoenix	(6)	82	43	26	13	231	226	99
Los Angeles	(7)	82	46	30	6	219	198	98
Dallas	(10)	82	42	29	11	227	233	95

NORTHWEST DIVISION

Team	Rank	GP	W	L	OT	GF	GA	PTS
Vancouver	(1)	82	54	19	9	262	185	117
Calgary	(10)	82	41	29	12	250	237	94
Minnesota	(12)	82	39	35	8	206	233	86
Colorado	(14)	82	30	44	8	227	288	68
Edmonton	(15)	82	25	45	12	193	269	62

2010-11 FINAL NHL OVERALL STANDINGS

Rank	Team	GP	W	L	OT	GF	GA	PTS
1	Vancouver	82	54	19	9	262	185	117
2	Washington	82	48	23	11	224	197	107
3	Philadelphia	82	47	23	12	259	223	106
4	Pittsburgh	82	49	25	8	238	199	106
5	San Jose	82	48	25	9	248	213	105
6	Detroit	82	47	25	10	261	241	104
7	Boston	82	46	25	11	246	195	103
8	Tampa Bay	82	46	25	11	247	240	103
9	Anaheim	82	47	30	5	239	235	99
10	Nashville	82	44	27	11	219	194	99
11	Phoenix	82	43	26	13	231	226	99
12	Los Angeles	82	46	30	6	219	198	98
13	Chicago	82	44	29	9	258	225	97
14	Montreal	82	44	30	8	216	209	96
15	Buffalo	82	43	29	10	245	229	96
16	Dallas	82	42	29	11	227	233	95
17	Calgary	82	41	29	12	250	237	94
18	NY Rangers	82	44	33	5	233	198	93
19	Carolina	82	40	31	11	236	239	91
20	St. Louis	82	38	33	11	240	234	87
21	Minnesota	82	39	35	8	206	233	86
22	Toronto	82	37	34	11	218	251	85
23	New Jersey	82	38	39	5	174	209	81
24	Columbus	82	34	35	13	215	258	81
25	Atlanta	82	34	36	12	223	269	80
26	Ottawa	82	32	40	10	192	250	74
27	NY Islanders	82	30	39	13	229	264	73
28	Florida	82	30	40	12	195	229	72
29	Colorado	82	30	44	8	227	288	68
30	Edmonton	82	25	45	12	193	269	62

LAST SEASON



KINGS 2010-11 GAME-BY-GAME RESULTS

PRESEASON

#	Date	Team	Score	W-L-OT	Record	LA Goalies	Opp Goalies	GWG
PS-1	Sept. 22	@ Colorado	4-2	W	1-0-0	Bernier	Anderson/ Grahame	Richardson
PS-2	Sept. 23	@ Phoenix	1-2	O*	1-0-1	Bernier/Zatkoff	Bryzgalov	Doan
PS-3	Sept. 23	PHOENIX	1-3	L	1-1-1	Quick	Montoya	Maclean
PS-4	Sept. 28	ANAHEIM	8-3	W	2-1-1	Quick	McElhinney	Johnson
PS-5	Oct. 2	COLORADO#	3-2	W	3-1-1	Quick	Anderson	Smyth
PS-6	Oct. 3	@ Anaheim	2-3	O*	3-1-2	Bernier	Hiller	Selanne

MGM Grand Garden Arena in Las Vegas

* Overtime

REGULAR SEASON

#	Date	Team	Score	W-L-OT	Record	Scorers	W Goal	PP	PK	SF-SA	W-L Gldr.	Attend
1	Oct. 9	@ Vancouver	2-1	W**	1-0-0	14p	11	1-6	4-5	32-24	32 / 1	18,860
2	Oct. 10	@ Calgary	1-3	L	1-1-0	23	24	0-3	4-5	22-32	34 / 45	19,289
3	Oct. 12	ATLANTA	3-1	W	2-1-0	94,28,94	28	0-2	5-5	35-32	32 / 50	18,118+
4	Oct. 15	VANCOUVER	4-1	W	3-1-0	28,14,23,23	14	0-5	5-5	19-26	32 / 1	18,118+
5	Oct. 20	CAROLINA	4-3	W	4-1-0	94,26,11,12	12	0-4	3-3	27-30	45 / 60	17,769
6	Oct. 21	@ Phoenix	2-4	L	4-2-0	17,17	26	0-2	3-3	30-27	30 / 32	6,706
7	Oct. 23	@ Colorado	6-4	W	5-2-0	27,11p,15,23p,15s,15	15	2-5	5-7	30-32	32 / 41	15,478
8	Oct. 25	@ Minnesota	3-2	W**	6-2-0	28p,11p	26	2-7	4-4	34-22	32 / 32	17,094
9	Oct. 27	@ Chicago	1-3	L	6-3-0	14	25	0-2	3-3	34-28	30 / 45	20,667
10	Oct. 28	@ Dallas	5-2	W	7-3-0	23p,27,17,33s,14	17	1-3	5-6	24-32	32 / 32	11,306
11	Oct. 30	NEW JERSEY	3-1	W	8-3-0	14,26p,28	26	1-3	2-2	23-40	32 / 30	18,118+
12	Nov. 4	TAMPA BAY	1-0	W	9-3-0	14	14	0-4	3-3	26-24	32 / 41	18,118+
13	Nov. 6	NASHVILLE	4-1	W	10-3-0	11,23,94,28	23	0-3	3-3	31-26	45 / 35	18,118+
14	Nov. 11	DALLAS	3-1	W	11-3-0	23,14p,3p	14	2-8	5-5	29-28	32 / 32	18,118+
15	Nov. 13	NY ISLANDERS	5-1	W	12-3-0	11,11,14,23,8p	11	1-4	5-5	34-19	32 / 35	18,118+
16	Nov. 15	@ San Jose	3-6	L	12-4-0	21,94,28	12	0-2	1-3	35-34	30 / 45	17,562
17	Nov. 17	COLUMBUS	3-5	L	12-5-0	26p,94,14	61	1-3	4-4	36-26	1 / 32	18,118+
18	Nov. 19	@ Buffalo	2-4	L	12-6-0	23,17	19	0-5	4-6	36-26	30 / 45	18,418
19	Nov. 20	@ Boston	4-3	W**	13-6-0	15,26,28	26	0-5	4-5	26-41	32 / 30	17,565
20	Nov. 22	@ Ottawa	2-3	L	13-7-0	11,94p	19	1-5	1-2	30-19	33 / 32	18,315
21	Nov. 24	@ Montreal	1-4	L	13-8-0	53p	13	1-3	2-3	25-33	31 / 45	21,273
22	Nov. 27	CHICAGO	1-2	L	13-9-0	11p	88	1-5	3-3	22-23	50 / 32	18,118+
23	Nov. 29	@ Anaheim	0-2	L	13-10-0		4	0-3	1-2	27-19	1 / 32	17,174
24	Dec. 2	FLORIDA	3-2	W	14-10-0	28,5,11	11	0-2	3-3	24-26	32 / 29	17,720
25	Dec. 4	DETROIT	3-2	W*	15-10-0	14,53,11	11	0-2	2-2	25-29	32 / 30	18,118+
26	Dec. 9	CALGARY	2-1	W	16-10-0	13,11p	11	1-6	2-3	32-27	32 / 34	18,118+
27	Dec. 11	MINNESOTA	2-3	O*	16-10-1	23,94p	8	1-9	3-4	26-21	60 / 32	18,118+
28	Dec. 13	@ Detroit	5-0	W	17-10-1	17,9,11,11,3p	17	1-2	3-3	26-51	32 / 35	17,810
29	Dec. 16	@ St. Louis	4-6	L	17-11-1	94p,11p,17,23	20	2-6	3-5	29-31	29 / 32	19,150
30	Dec. 18	@ Nashville	6-1	W	18-11-1	14,22,8,94p,27,94	22	1-3	3-3	34-30	45 / 39	16,734
31	Dec. 19	@ Chicago	2-3	L	18-12-1	13,17	15	0-1	3-3	28-24	50 / 32	21,523
32	Dec. 21	@ Colorado	5-0	W	19-12-1	7,15,23,23,14p	7	1-3	3-3	32-23	32 / 41	15,891
33	Dec. 23	EDMONTON	3-2	W**	20-12-1	14p,3	28	1-4	2-3	29-29	32 / 40	18,118+
34	Dec. 26	ANAHEIM	4-1	W	21-12-1	17,11,14,23p	11	1-4	2-2	30-19	45 / 1	18,131+

KINGS 2010-11 GAME-BY-GAME RESULTS

#	Date	Team	Score	W-L-OT	Record	Scorers	W Goal	PP	PK	SF-SA	W-L Gldr.	Attend
35	Dec. 27	@ San Jose	4-0	W	22-12-1	22,10,23,23	22	0-3	3-3	37-24	32 / 31	17,562
36	Dec. 29	@ Phoenix	3-6	L	22-13-1	15,94p,10	39	1-2	3-5	26-31	30 / 32	15,153
37	Dec. 30	PHILADELPHIA	4-7	L	22-14-1	94,14,3p,94p	17	2-5	3-5	36-28	49 / 45	18,118+
38	Jan. 1	SAN JOSE	0-1	L	22-15-1		16	0-3	2-2	29-19	31 / 32	18,118+
39	Jan. 3	CHICAGO	3-4	L	22-16-1	26,94,94p	19	1-5	2-4	29-28	50 / 32	17,916
40	Jan. 6	NASHVILLE	2-5	L	22-17-1	13,28p	27	1-2	1-3	26-28	39 / 45	17,823
41	Jan. 8	COLUMBUS	6-4	W	23-17-1	23,10p,28,28s,94,14p	94	2-4	3-3	36-34	32 / 32	18,118+
42	Jan. 10	TORONTO	2-3	L	23-18-1	17,26	41	0-3	1-1	32-28	34 / 32	17,834
43	Jan. 13	ST. LOUIS	1-3	L	23-19-1	26	75	0-2	1-1	25-21	41 / 32	17,932
44	Jan. 15	EDMONTON	5-2	W	24-19-1	10,11,28,8,28	28	0-2	5-5	23-26	45 / 40	18,118+
45	Jan. 17	@ Dallas	1-2	L	24-20-1	14	15	0-2	3-5	24-27	32 / 45	14,163
46	Jan. 18	@ St. Louis	1-2	L	24-21-1	13	6	0-4	4-5	27-26	41 / 32	19,150
47	Jan. 20	PHOENIX	0-2	L	24-22-1		11	0-6	2-3	36-15	30 / 32	18,118+
48	Jan. 22	@ Phoenix	4-3	W	25-22-1	14,8,53,28	28	0-3	1-2	33-26	32 / 30	13,210
49	Jan. 24	BOSTON	2-0	W	26-22-1	94p,12	94	1-3	3-3	34-34	32 / 30	18,118+
50	Jan. 26	SAN JOSE	3-2	W**	27-22-1	94,27	28	0-1	3-3	20-24	32 / 31	18,118+
51	Feb. 1	@ Minnesota	0-1	O**	27-22-2		96	0-2	2-2	27-25	32 / 45	17,504
52	Feb. 2	@ Edmonton	3-1	W	28-22-2	8p,8p,3	8	2-4	5-5	26-33	32 / 35	16,839
53	Feb. 5	@ Calgary	4-3	W**	29-22-2	7,23p,14	14	1-4	3-4	33-35	32 / 34	19,289
54	Feb. 10	@ Pittsburgh	1-2	O*	29-22-3	28	11	0-3	2-2	33-26	29 / 32	18,208
55	Feb. 12	@ Washington	4-1	W	30-22-3	11,12,26,28	12	0-1	4-4	28-23	45 / 1	18,398
56	Feb. 13	@ Philadelphia	1-0	W	31-22-3	8	8	0-2	4-4	25-40	32 / 35	19,724
57	Feb. 16	@ Columbus	4-3	W**	32-22-3	14,12,8	28	0-3	2-2	29-24	32 / 32	12,442
58	Feb. 17	@ NY Rangers	3-4	O**	32-22-4	23p,2,23	36	1-3	4-4	28-37	30 / 45	18,200
59	Feb. 19	@ NY Islanders	0-3	L	32-23-4		51	0-3	2-2	35-23	35 / 32	13,119
60	Feb. 23	@ Anaheim	3-2	W	33-23-4	94,11,33	33	0-0	1-1	18-27	32 / 31	17,174
61	Feb. 24	MINNESOTA	4-2	W	34-23-4	17p,17,8,11s	8	1-4	4-5	30-27	45 / 32	18,118+
62	Feb. 26	COLORADO	4-3	W	35-23-4	11,53,8p,28p	28	2-9	3-4	42-17	32 / 30	18,118+
63	Feb. 28	DETROIT	4-7	L	35-24-4	26p,23,17,15	43	1-4	2-4	39-27	35 / 32	18,118+
64	Mar. 3	PHOENIX	1-0	W	36-24-4	28p	28	1-2	3-3	18-25	45 / 30	18,118+
65	Mar. 5	VANCOUVER	1-3	L	36-25-4	25	22	0-6	6-6	22-36	1 / 32	18,118+
66	Mar. 7	DALLAS	3-4	O*	36-25-5	33,14,13	10	0-4	3-3	23-22	32 / 45	18,118+
67	Mar. 9	@ Detroit	2-1	W	37-25-5	11,27p	27	1-3	2-2	26-29	32 / 35	20,066
68	Mar. 11	@ Columbus	4-2	W	38-25-5	11p,11,11,14	11	1-5	3-3	22-34	45 / 1	15,605
69	Mar. 13	@ Dallas	3-2	W	39-25-5	8p,25,26	26	1-3	3-3	30-23	32 / 32	15,627
70	Mar. 15	@ Nashville	4-2	W	40-25-5	11,53,17,23	17	0-1	2-2	18-32	45 / 35	15,761
71	Mar. 17	ST. LOUIS	0-4	L	40-26-5		36	0-1	3-3	17-39	41 / 32	18,118+
72	Mar. 19	ANAHEIM	1-2	O*	40-26-6	23	10	0-6	3-3	32-25	29 / 32	18,118+
73	Mar. 21	CALGARY	2-1	W**	41-26-6	28	11	0-4	6-6	27-28	32 / 34	18,118+
74	Mar. 24	SAN JOSE	4-3	W**	42-26-6	23p,33,23p	23	2-5	2-3	38-28	32 / 31	18,118+
75	Mar. 26	COLORADO	4-1	W	43-26-6	33,26p,94,22	26	1-3	2-2	25-21	32 / 31	18,118+
76	Mar. 29	@ Edmonton	2-0	W	44-26-6	23,23	23	0-4	2-2	33-32	45 / 35	16,839
77	Mar. 31	@ Vancouver	1-3	L	44-27-6	13	5	0-3	4-5	19-35	1 / 32	18,860
78	Apr. 2	DALLAS	3-1	W	45-27-6	17,2,23	2	0-0	0-0	32-25	32 / 32	18,118+
79	Apr. 4	@ San Jose	1-6	L	45-28-6	26	44	0-3	0-0	32-35	31 / 32	17,562
80	Apr. 6	PHOENIX	3-2	W**	46-28-6	28,13	28	0-3	2-2	33-35	32 / 30	18,118+
81	Apr. 8	@ Anaheim	1-2	L	46-29-6	94	8	0-3	2-2	24-28	38 / 32	17,587
82	Apr. 9	ANAHEIM	1-3	L	46-30-6	94p	11	1-7	2-4	44-20	38 / 32	18,203+

*Overtime **Shootout +Home sellout

LAST SEASON

KINGS 2010-11 PLAYER GAME-BY-GAME RESULTS

Date	Team	GREENE #2	JOHNSON #3	HARROLD #5	MUZZINI #6	SCUDERI #7	DOUGHTY #8	MOLLER #9
Oct 9	@ VAN	INJ	0-0 2/0 24:50	DND	0-0 0/0 14:30	0-0 0/0 22:09	0-0 5/0 29:19	MIN
Oct 10	@ CGY	INJ	0-0 0/2 23:00	DND	0-0 0/0 19:16	0-1 0/0 23:25	MIN	MIN
Oct 12	Vs ATL	INJ	0-0 0/1 24:34	DND	0-0 2/1 10:59	0-0 0/0 22:51	0-0 2/3 23:00	MIN
Oct 15	Vs VAN	INJ	0-1 0/3 24:18	DND	0-1 0/1 15:21	0-0 1/2 21:14	0-0 0/1 21:48	MIN
Oct 20	Vs CAR	INJ	0-0 1/2 23:42	DND	0-0 1/2 23:42	0-0 0/1 25:55	0-0 0/0 6:49	MIN
Oct 21	@ PHX	INJ	0-0 1/3 25:10	0-0 1/0 20:59	0-0 0/0 15:13	0-0 0/2 15:53	INJ	MIN
Oct 23	@ COL	0-0 1/2 21:24	0-0 1/1 19:54	0-0 0/0 13:00	MIN	0-0 0/1 18:04	INJ	MIN
Oct 25	@ MIN	0-0 1/1 18:01	0-2 5/1 29:26	0-0 0/0 13:08	DND	0-0 2/1 22:19	INJ	MIN
Oct 27	@ CHI	0-0 1/0 17:29	0-0 3/1 28:26	0-1 2/0 16:52	DND	0-0 0/2 19:49	INJ	MIN
Oct 28	@ DAL	0-0 0/1 18:37	0-0 3/0 22:16	DND	0-0 0/0 15:07	0-1 0/2 20:36	INJ	MIN
Oct 30	Vs NJ	0-0 0/0 20:06	0-1 2/1 21:03	DND	0-1 0/2 14:58	0-1 0/2 21:12	INJ	MIN
Nov 4	Vs TB	0-0 0/1 15:10	0-0 4/0 21:44	DND	MIN	0-0 1/0 18:44	0-0 1/0 24:44	MIN
Nov 6	Vs NSH	0-0 0/1 19:40	0-0 0/1 23:36	DND	MIN	0-1 1/1 22:03	0-0 1/1 26:25	MIN
Nov 11	Vs DAL	0-0 0/0 13:04	1-1 4/0 26:01	DND	0-0 1/0 12:54	0-0 0/0 20:46	0-0 1/0 27:08	MIN
Nov 13	Vs NYI	0-0 1/1 20:10	0-2 3/1 22:04	DND	0-0 0/0 16:14	0-0 0/1 19:39	1-1 5/1 23:39	MIN
Nov 15	@ S.J.	0-0 1/3 19:49	0-0 4/3 24:34	0-0 0/1 16:33	DND	0-1 0/3 19:47	0-1 1/3 23:22	MIN
Nov 17	Vs CBJ	0-0 0/1 17:19	0-0 4/3 26:43	DND	0-0 0/1 19:06	0-0 0/1 21:20	0-3 3/0 25:40	MIN
Nov 19	@ BUF	0-0 1/1 18:00	0-0 1/0 25:02	0-1 1/0 14:16	DND	0-0 2/0 19:56	0-0 3/1 26:10	MIN
Nov 20	@ BOS	0-0 2/0 19:53	0-0 2/1 27:09	0-0 1/1 15:07	DND	0-1 0/0 25:06	0-0 1/1 29:55	MIN
Nov 22	@ OTT	0-0 0/2 17:35	0-0 3/2 26:46	0-0 1/0 12:06	DND	0-0 0/1 20:22	0-0 2/1 28:37	MIN
Nov 24	@ MTL	0-0 1/1 13:37	0-0 0/1 23:47	0-0 0/1 8:36	MIN	0-0 0/1 17:53	0-0 2/1 24:38	MIN
Nov 27	Vs CHI	0-0 0/0 14:31	0-1 2/1 26:48	DND	MIN	0-0 0/0 18:56	0-0 0/2 26:26	MIN
Nov 29	@ ANA	0-0 1/1 14:19	0-0 0/1 23:25	DND	MIN	0-0 0/0 19:51	0-0 1/0 26:41	MIN
Dec 2	Vs FLA	0-0 1/0 21:10	0-0 1/1 19:24	1-0 1/0 9:10	MIN	0-0 2/1 23:14	0-0 2/1 27:27	MIN
Dec 4	Vs DET	0-0 0/1 21:04	0-0 1/0 25:09	0-1 0/1 9:28	MIN	0-0 0/0 23:34	0-0 0/0 30:41	MIN
Dec 9	Vs CGY	0-0 2/0 19:53	0-1 1/0 24:15	0-0 1/0 11:21	MIN	0-0 0/1 19:04	0-0 3/1 22:49	MIN
Dec 11	Vs MIN	0-0 1/1 16:02	0-0 0/0 24:28	0-0 0/1 10:08	MIN	0-0 2/0 20:06	0-0 4/1 29:11	0-0 0/1 9:52
Dec 13	@ DET	0-1 1/1 6:43	1-0 1/0 25:01	DND	MIN	0-0 2/2 15:56	0-3 0/3 25:39	1-0 4/1 13:40
Dec 16	@ STL	0-0 0/0 17:54	0-2 4/0 26:57	DND	MIN	0-1 0/1 20:54	0-1 1/2 29:42	0-0 1/0 12:22
Dec 18	@ NSH	INJ	0-0 3/3 22:41	0-0 1/1 12:59	MIN	0-0 0/0 22:19	1-4 3/3 23:16	0-2 0/1 13:13
Dec 19	@ CHI	INJ	0-0 2/1 28:02	0-0 1/0 11:45	MIN	0-0 0/0 18:34	0-0 0/1 27:13	DND
Dec 21	@ COL	INJ	0-1 1/2 25:49	0-0 0/1 12:30	MIN	1-1 (W) 3/1 21:44	0-2 1/2 24:26	MIN
Dec 23	Vs EDM	INJ	1-1 3/0 28:18	0-0 0/0 10:54	MIN	0-0 1/0 22:32	0-0 1/0 29:39	MIN
Dec 26	Vs ANA	0-0 0/0 18:59	0-1 2/2 24:31	DND	MIN	0-0 1/0 20:16	0-1 3/2 24:19	MIN
Dec 27	@ S.J.	0-1 0/1 20:22	0-1 2/3 25:32	DND	MIN	0-1 1/1 22:05	0-1 4/3 25:06	MIN
Dec 29	@ PHX	0-0 0/0 18:14	0-1 1/1 22:30	DND	MIN	0-0 1/1 20:42	0-1 0/1 26:13	MIN
Dec 30	Vs PHI	0-0 1/1 17:49	0-1 1/1 23:31	DND	MIN	0-1 1/1 18:55	0-2 1/1 28:29	MIN
Jan 1	Vs S.J.	0-0 2/0 19:24	0-0 3/1 25:18	DND	MIN	0-0 0/0 19:53	0-0 2/1 28:53	MIN
Jan 3	Vs CHI	0-0 1/0 18:27	0-2 1/1 23:31	DND	MIN	0-0 2/0 16:35	0-0 4/0 28:12	MIN
Jan 6	Vs NSH	0-0 0/0 15:07	0-0 0/2 23:04	0-0 2/0 9:03	MIN	0-0 0/1 21:26	0-0 2/1 24:54	MIN
Jan 8	Vs CBJ	0-0 1/1 16:03	0-3 6/2 22:52	DND	MIN	0-0 1/2 19:52	0-2 0/1 21:15	MIN
Jan 10	Vs TOR	0-0 1/0 13:03	0-0 0/0 25:06	DND	MIN	0-0 1/0 19:00	0-0 4/0 26:55	MIN
Jan 13	Vs STL	0-0 1/0 16:40	0-0 1/1 24:28	DND	MIN	0-0 1/1 17:02	0-0 0/1 24:30	MIN
Jan 15	Vs EDM	0-0 0/1 19:58	0-0 1/0 20:47	DND	MIN	0-1 1/2 19:42	1-1 1/1 22:15	MIN
Jan 17	@ DAL	0-0 0/0 17:54	0-0 3/1 18:00	DND	MIN	0-0 0/0 23:15	0-0 1/1 19:44	MIN
Jan 18	@ STL	0-1 1/1 16:11	0-0 3/0 22:17	DND	MIN	0-0 0/1 19:18	0-0 1/1 24:56	MIN
Jan 20	Vs PHX	0-0 1/0 15:32	0-0 4/0 22:31	DND	MIN	0-0 1/1 13:01	0-0 2/0 28:01	MIN
Jan 22	@ PHX	0-1 3/2 18:26	0-1 2/1 21:30	DND	MIN	0-0 2/1 17:49	1-0 3/1 22:23	MIN
Jan 24	Vs BOS	0-0 0/1 20:07	0-0 1/0 19:58	DND	MIN	0-0 0/0 20:22	0-1 2/0 22:48	MIN
Jan 26	Vs S.J.	0-0 1/1 16:21	0-0 1/0 23:20	DND	MIN	0-0 0/0 23:14	0-0 0/1 27:01	MIN
Feb 1	@ MIN	0-0 1/0 16:14	0-0 2/0 25:19	DND	MIN	0-0 0/0 20:47	0-0 2/0 27:14	MIN
Feb 2	@ EDM	0-0 0/0 18:14	1-2 2/1 21:19	DND	MIN	0-0 1/1 20:33	2-0 (W) 3/1 24:24	MIN
Feb 5	@ CGY	0-0 0/1 17:40	0-1 2/0 24:20	DND	MIN	1-0 1/0 18:02	0-0 3/1 28:42	MIN
Feb 10	@ PIT	0-0 0/0 12:50	0-0 3/1 25:44	DND	MIN	0-0 0/0 22:02	0-0 4/0 29:43	MIN
Feb 12	@ WSH	0-1 0/2 16:07	0-0 1/0 21:40	DND	MIN	0-0 0/0 21:49	0-0 1/1 24:28	MIN
Feb 13	@ PHI	0-0 0/0 14:50	0-0 0/0 18:47	DND	MIN	0-0 0/0 19:03	1-0 (W) 1/1 28:36	MIN
Feb 16	@ CBJ	0-1 1/1 13:51	0-0 1/1 24:02	DND	MIN	0-0 1/1 21:53	1-0 2/1 28:53	MIN
Feb 17	@ NYR	1-0 3/0 15:15	0-1 2/0 26:51	DND	MIN	0-1 1/0 22:42	0-0 2/2 26:29	MIN
Feb 19	@ NYI	0-0 0/1 14:34	0-0 0/2 22:48	DND	MIN	0-0 1/1 19:18	0-0 2/1 28:06	MIN
Feb 23	@ ANA	0-0 0/1 14:49	0-1 1/1 21:44	DND	MIN	0-0 1/0 22:02	0-0 0/1 23:54	MIN
Feb 24	Vs MIN	0-0 0/0 15:00	0-0 0/0 19:32	DND	MIN	0-0 0/0 19:32	1-0 (W) 2/2 25:55	MIN
Feb 26	Vs COL	0-0 2/1 16:41	0-0 1/0 20:50	DND	MIN	0-0 2/1 17:41	1-1 5/1 25:49	MIN
Feb 28	Vs DET	0-1 0/0 16:00	0-0 5/3 21:30	0-0 0/0 4:58	MIN	0-0 2/1 19:42	0-1 4/0 23:25	MIN
Mar 3	Vs PHX	0-0 0/0 18:53	0-0 1/0 20:31	DND	MIN	0-0 0/0 27:08	0-0 0/0 24:46	MIN
Mar 5	Vs VAN	0-0 0/0 16:09	0-0 1/2 20:40	DND	MIN	0-0 1/1 18:15	0-0 2/1 26:24	MIN
Mar 7	Vs DAL	0-0 1/1 14:56	0-0 0/0 21:26	DND	MIN	0-0 0/1 19:22	0-0 1/3 26:37	MIN
Mar 9	@ DET	0-0 1/0 14:53	0-0 1/0 20:04	DND	MIN	0-0 1/0 22:07	0-0 3/0 26:48	MIN
Mar 11	@ CBJ	0-1 0/0 18:47	0-1 2/1 18:17	DND	MIN	0-0 0/2 10:10	0-2 1/2 24:15	MIN
Mar 13	@ DAL	0-0 2/1 17:14	0-0 4/0 18:10	DND	MIN	0-0 0/2 20:19	1-0 2/2 26:39	MIN
Mar 15	@ NSH	0-0 1/0 17:24	0-0 1/1 23:14	DND	MIN	0-0 0/1 20:50	0-0 1/3 23:53	MIN
Mar 17	Vs STL	0-0 1/1 18:27	0-0 1/1 20:30	DND	MIN	0-0 1/0 19:42	0-0 3/3 23:15	MIN
Mar 19	Vs ANA	0-0 0/0 11:43	0-0 1/1 26:43	DND	MIN	0-0 2/1 21:21	0-0 3/1 26:45	MIN
Mar 21	Vs CGY	0-0 1/0 19:41	0-0 3/1 22:56	DND	MIN	0-0 0/1 19:12	0-0 1/1 29:41	MIN
Mar 24	Vs S.J.	0-0 0/0 18:54	0-0 3/0 21:20	DND	MIN	0-0 1/0 21:49	0-0 3/1 30:05	0-1 5/1 16:55
Mar 26	Vs COL	0-0 0/1 19:17	0-0 2/0 19:54	DND	MIN	0-0 0/1 18:13	0-1 0/0 24:15	0-0 5/1 17:42
Mar 29	@ EDM	0-0 1/1 15:35	0-0 0/0 19:35	DND	MIN	0-0 0/1 19:44	0-0 2/0 23:58	0-0 0/0 15:17
Mar 31	@ VAN	0-0 0/0 16:44	0-0 2/0 21:22	DND	MIN	0-0 0/0 20:11	1-1 2/1 23:54	0-0 2/0 12:15
Apr 2	Vs DAL	1-0 (W) 1/1 15:08	0-0 2/0 20:38	DND	MIN	0-0 0/0 21:17	0-0 0/1 24:26	0-0 2/1 17:26
Apr 4	@ S.J.	0-1 2/2 17:24	0-0 1/2 21:35	DND	MIN	0-0 0/1 17:34	0-0 2/1 21:17	0-0 0/2 14:09
Apr 6	Vs PHX	0-0 1/0 15:38	0-0 0/1 21:47	DND	MIN	0-1 1/1 23:38	0-0 1/0 27:44	0-0 4/0 18:23
Apr 8	@ ANA	0-0 1/0 18:55	0-0 0/1 18:44	DND	MIN	0-0 1/2 16:03	0-0 3/0 26:05	0-0 1/1 15:28
Apr 9	Vs ANA	0-0 2/0 15:19	0-1 4/1 23:36	DND	MIN	0-0 0/1 17:10	0-1 3/0 28:44	0-0 3/0 13:01

Skaters: Goals-Assists/Game Winning Shots/(+/-)/TO Goals: Goals Allowed / Shots Decision Minutes Played MIN=Minors PER=Personal Jrs = Juniors

KINGS 2010-11 PLAYER GAME-BY-GAME RESULTS

Date	Team	SCHENN #10	STURM #10	KOPITAR #11	LOKTONOV #12	CLIFFORD #13	WILLIAMS #14	RICHARDSON #15
Oct 9	@ VAN	0-0 5/0 14:23	BOS	0-0 4/0 22:14	DND	0-0 0/0 7:15	1-0 3/0 15:10	0-0 1/0 12:41
Oct 10	@ CGY	0-0 2/1 14:03	BOS	0-1 4/0 23:33	DND	0-0 0/0 7:14	0-0 2/1 14:16	0-0 2/1 13:41
Oct 12	Vs ATL	0-0 1/1 19:35	BOS	0-1 4/1 19:36	0-0 2/0 17:18	DND	0-2 3/3 16:03	0-0 1/1 10:03
Oct 15	Vs VAN	0-0 1/0 7:06	BOS	0-1 3/1 19:50	0-0 1/0 16:42	DND	1-0 (W) 1/2 17:25	0-0 1/0 7:18
Oct 20	Vs CAR	DND	BOS	1-1 6/2 22:22	1-0 (W) 1/2 16:56	0-0 0/1 7:14	0-1 1/0 14:38	0-0 0/1 10:18
Oct 21	@ PHX	0-1 1/2 15:31	BOS	0-0 4/2 16:34	0-1 1/1 13:20	DND	0-0 6/2 16:33	0-1 1/2 17:15
Oct 23	@ COL	0-1 0/1 10:31	BOS	1-0 3/1 21:25	0-1 0/0 12:14	DND	0-1 0/0 17:29	3-0 (W) 6/2 12:22
Oct 25	@ MIN	DND	BOS	1-1 3/1 24:37	0-0 1/1 13:54	0-0 0/1 4:51	0-1 5/0 20:45	0-0 2/1 14:45
Oct 27	@ CHI	DND	BOS	0-0 2/1 19:55	0-0 0/1 9:39	0-1 1/1 8:02	1-0 2/0 17:01	0-0 4/2 17:01
Oct 28	@ DAL	0-0 0/1 10:29	BOS	0-1 0/0 20:31	DND	0-0 1/1 7:54	1-0 5/1 16:49	0-0 2/0 16:59
Oct 30	Vs NJ	0-0 1/1 8:21	BOS	0-0 4/0 20:55	DND	0-0 0/1 6:32	1-1 2/2 15:46	0-0 1/0 18:31
Nov 4	Vs TB	DND	BOS	0-0 4/0 20:28	MIN	0-0 1/0 6:21	1-0 (W) 2/1 18:24	0-0 1/0 10:10
Nov 6	Vs NSH	DND	BOS	1-1 6/2 21:37	MIN	0-0 0/0 8:50	0-2 1/2 15:57	0-0 0/0 9:20
Nov 11	Vs DAL	DND	BOS	0-2 2/1 25:27	MIN	0-0 1/0 4:50	1-0 (W) 5/1 18:06	0-0 1/0 10:57
Nov 13	Vs NYI	DND	BOS	2-1 (W) 6/2 18:39	MIN	0-0 0/0 10:46	1-0 1/0 16:15	0-0 2/0 11:16
Nov 15	@ S.J.	DND	BOS	0-1 4/0 21:31	MIN	0-0 1/0 9:44	0-1 8/0 18:30	0-0 0/2 13:17
Nov 17	Vs CBJ	MIN	BOS	0-1 1/3 23:02	MIN	0-0 0/1 5:12	1-1 7/0 17:46	0-0 3/1 16:05
Nov 19	@ BUF	MIN	BOS	0-1 5/1 22:38	MIN	0-0 1/2 5:59	0-0 3/0 18:44	0-0 3/0 10:38
Nov 20	@ BOS	MIN	BOS	0-0 3/1 24:34	MIN	0-0 1/0 9:37	0-1 2/1 18:13	1-0 1/0 8:45
Nov 22	@ OTT	MIN	BOS	1-0 3/0 22:49	MIN	0-0 0/1 9:58	0-1 2/0 20:21	0-0 4/0 9:09
Nov 24	@ MTL	MIN	BOS	0-0 1/1 20:48	MIN	0-0 3/0 9:55	0-1 3/1 19:25	0-0 1/1 9:55
Nov 27	Vs CHI	MIN	BOS	1-0 3/0 23:25	MIN	0-0 3/0 9:30	0-0 1/2 15:52	0-0 1/1 10:20
Nov 29	@ ANA	MIN	BOS	0-0 3/1 20:16	MIN	0-0 1/0 10:56	0-0 2/0 18:14	0-0 0/0 11:08
Dec 2	Vs FLA	DND	BOS	1-0 (W) 2/1 23:42	MIN	0-1 0/0 10:50	0-1 2/1 19:09	0-0 1/0 7:46
Dec 3	Vs BOS	Jrs	BOS	1-0 (W) 9/2 24:06	MIN	0-0 1/0 7:34	1-0 (W) 2/1 18:28	0-0 1/1 11:21
Dec 9	Vs CGY	Jrs	BOS	1-0 (W) 4/0 22:45	MIN	1-0 1/1 5:18	0-0 2/0 19:29	0-0 0/0 1:42
Dec 11	Vs MIN	Jrs	BOS	0-2 2/1 23:11	MIN	0-0 0/0 4:50	0-1 3/0 16:37	INJ
Dec 13	@ DET	Jrs	INJ	2-0 4/2 18:49	MIN	0-1 1/1 8:31	0-1 3/3 13:48	INJ
Dec 16	@ STL	Jrs	INJ	1-1 6/1 21:39	MIN	0-1 1/1 10:05	0-0 1/1 15:22	INJ
Dec 18	@ NSH	Jrs	INJ	0-0 3/1 20:13	MIN	0-0 0/1 14:11	1-0 4/1 16:29	INJ
Dec 19	@ CHI	Jrs	INJ	0-1 2/0 21:49	MIN	1-0 4/1 14:51	0-0 3/1 15:13	0-0 1/0 12:46
Dec 21	@ COL	Jrs	INJ	0-0 1/0 11:42	MIN	0-0 1/0 13:01	1-0 3/0 14:47	1-0 2/2 14:12
Dec 23	Vs EDM	Jrs	INJ	0-0 1/0 12:07	MIN	0-0 1/0 11:01	1-0 5/0 19:40	0-0 0/0 13:56
Dec 26	Vs ANA	Jrs	INJ	0-1 2/0 10:03	1-0 (W) 4/0 17:02	0-1 0/0 10:31	0-0 1/1 16:42	0-0 3/0 13:32
Dec 27	@ S.J.	Jrs	INJ	1-0 3/2 13:54	0-3 3/3 17:55	MIN	0-0 1/0 14:16	0-0 0/0 18:20
Dec 29	@ PHX	Jrs	INJ	1-0 1/1 13:56	0-2 2/2 17:14	MIN	0-0 1/1 12:26	0-0 2/1 15:14
Dec 30	Vs PHI	Jrs	INJ	0-0 2/0 13:42	0-1 4/0 23:34	MIN	0-0 2/3 8:36	1-0 3/1 16:47
Jan 1	Vs S.J.	Jrs	INJ	0-0 3/1 19:05	0-0 0/0 15:21	MIN	0-0 0/0 15:21	0-0 0/0 10:25
Jan 3	@ VAN	Jrs	INJ	0-0 1/1 12:49	0-1 2/1 22:32	MIN	0-0 2/1 12:44	0-0 1/1 17:29
Jan 6	Vs NSH	Jrs	INJ	0-1 2/1 13:40	0-2 2/0 21:19	MIN	1-0 2/1 15:12	0-0 4/1 16:22
Jan 8	Vs CBJ	Jrs	INJ	1-1 3/1 17:52	0-1 2/1 19:42	MIN	0-0 0/0 4:35	1-0 3/1 17:50
Jan 10	Vs TOR	Jrs	INJ	0-0 2/0 11:14	0-0 4/1 24:29	MIN	0-0 2/1 11:43	0-0 2/0 17:13
Jan 13	Vs STL	Jrs	INJ	0-0 2/1 15:54	0-0 5/0 22:10	MIN	0-0 2/2 14:49	0-0 1/1 17:50
Jan 15	Vs EDM	Jrs	INJ	1-1 2/2 16:35	0-1 2/3 22:36	MIN	0-0 0/1 10:25	0-1 3/1 18:13
Jan 17	@ DAL	Jrs	INJ	0-0 1/0 20:07	1-0 1/21 20:09	MIN	0-0 0/0 10:11	1-0 2/1 15:09
Jan 18	@ STL	Jrs	INJ	0-0 0/1 13:10	0-0 4/0 23:38	MIN	1-0 2/1 7:34	0-0 4/0 16:03
Jan 20	Vs PHX	Jrs	INJ	0-0 4/0 23:20	0-0 1/0 16:30	MIN	0-0 0/0 11:31	0-0 6/0 20:14
Jan 22	@ PHX	Jrs	INJ	0-1 3/1 22:41	0-0 2/0 18:32	MIN	0-0 2/0 9:15	1-0 1/1 15:10
Jan 24	Vs BOS	Jrs	INJ	0-1 1/1 21:08	1-0 3/1 14:32	MIN	0-0 3/0 10:24	0-0 1/0 18:44
Jan 26	Vs S.J.	Jrs	INJ	0-0 0/1 21:14	0-0 0/1 16:35	MIN	0-0 0/1 10:27	1-0 2/0 16:42
Feb 1	@ MIN	Jrs	INJ	0-0 2/0 23:03	0-0 0/0 16:20	MIN	0-0 1/0 7:39	0-0 4/0 19:00
Feb 3	@ VAN	Jrs	INJ	0-0 1/1 22:19	0-0 1/1 14:55	MIN	0-0 2/1 17:29	0-0 1/0 15:04
Feb 5	@ CGY	Jrs	INJ	0-0 2/1 23:18	0-1 1/0 10:21	MIN	0-0 1/0 8:05	1-2 6/1 15:11
Feb 10	@ PIT	Jrs	INJ	0-0 2/0 25:02	0-0 3/1 19:42	MIN	0-0 1/0 11:23	0-0 1/0 20:38
Feb 12	@ WSH	Jrs	INJ	1-1 4/2 19:28	1-0 (W) 5/1 12:24	MIN	0-1 3/1 12:08	0-1 3/0 16:34
Feb 13	@ PHI	Jrs	INJ	0-1 1/1 21:02	0-0 1/0 11:57	MIN	0-0 0/0 8:05	0-0 3/0 19:01
Feb 16	@ CBJ	Jrs	INJ	0-1 2/0 21:02	1-1 1/2 16:09	MIN	0-0 1/1 12:59	0-0 1/3 18:20
Feb 17	@ NYR	Jrs	INJ	0-1 4/0 21:52	0-0 1/0 12:27	MIN	0-0 0/0 9:26	1-0 0/2 14:40
Feb 19	@ NYI	Jrs	INJ	0-0 5/2 20:16	MIN	0-0 2/1 8:44	0-0 3/0 16:26	0-0 3/1 15:58
Feb 23	@ ANA	Jrs	INJ	0-0 1/0 16:51	1-0 3/2 20:17	MIN	0-0 1/1 8:17	0-2 4/1 15:07
Feb 24	Vs MIN	Jrs	INJ	0-1 1/1 13:18	1-1 3/2 20:36	MIN	0-0 0/0 9:13	0-0 2/1 15:02
Feb 26	Vs COL	Jrs	WSH	1-1 6/1 24:14	MIN	0-0 1/1 7:17	0-1 2/0 17:53	0-1 2/0 13:30
Feb 28	Vs DET	Jrs	WSH	0-2 2/0 20:58	MIN	0-0 2/1 8:23	0-0 3/2 18:27	1-1 2/1 16:14
Mar 3	Vs PHX	Jrs	WSH	0-1 1/0 21:41	MIN	0-0 1/0 9:08	0-0 3/0 15:51	0-0 0/0 12:06
Mar 5	@ WSH	Jrs	WSH	0-0 2/0 25:06	MIN	0-0 0/0 5:05	0-1 3/2 17:05	0-1 0/0 9:50
Mar 7	Vs DAL	Jrs	WSH	0-2 2/0 23:46	MIN	1-0 2/1 8:46	1-1 0/2 17:27	0-0 2/1 14:44
Mar 9	@ DET	Jrs	WSH	1-0 3/0 22:07	MIN	0-0 1/0 7:31	0-0 1/1 19:09	0-0 1/1 9:57
Mar 11	@ CBJ	Jrs	WSH	3-0 (W) 4/2 19:33	MIN	0-0 0/0 5:51	1-2 2/1 16:19	DND
Mar 13	@ DAL	Jrs	WSH	0-1 1/1 23:01	MIN	0-0 0/0 7:36	0-0 1/1 19:23	DND
Mar 15	@ NSH	Jrs	WSH	1-1 2/3 21:17	MIN	0-0 0/1 11:45	0-0 2/2 18:29	0-0 1/1 11:19
Mar 17	Vs STL	Jrs	WSH	0-0 3/1 18:17	MIN	0-0 0/0 2:17	0-0 2/1 16:22	DND
Mar 19	Vs ANA	Jrs	WSH	0-0 3/1 24:08	MIN	INJ	0-0 7/1 20:37	0-0 3/1 7:19
Mar 21	Vs CGY	Jrs	WSH	0-0 3/0 24:59	MIN	INJ	0-0 3/0 14:56	0-1 1/1 8:19
Mar 24	Vs S.J.	Jrs	WSH	0-0 1/0 24:04	MIN	0-0 2/1 9:09	0-0 1/0 8:35	0-0 1/0 8:35
Mar 26	Vs COL	Jrs	WSH	0-0 1/1 12:08	MIN	0-0 0/0 12:14	0-0 0/0 11:37	0-0 0/0 11:37
Mar 29	@ EDM	Jrs	WSH	INJ	MIN	0-0 0/1 11:00	0-0 1/0 11:00	0-0 1/0 11:00
Mar 31	@ VAN	Jrs	WSH	INJ	MIN	1-0 1/1 7:45	0-0 1/1 12:16	0-0 1/0 12:16
Apr 2	Vs DAL	Jrs	WSH	INJ	MIN	0-1 2/1 11:12	0-0 5/1 14:55	0-0 5/1 14:55
Apr 7	@ S.J.	Jrs	WSH	INJ	MIN	0-0 2/2 13:27	0-0 2/2 13:27	0-0 2/2 14:44
Apr 6	Vs PHX	Jrs	WSH	INJ	MIN	1-0 2/1 16:17	0-0 1/1 17:09	0-0 4/1 14:14
Apr 8	@ ANA	Jrs	WSH	INJ	MIN	0-0 1/0 11:44	0-0 2/0 12:26	0-0 2/0 12:26
Apr 9	Vs ANA	Jrs	WSH	INJ	MIN	0-0 1/0 13:38	INJ	0-0 4/1 14:52

KINGS 2010-11 PLAYER GAME-BY-GAME RESULTS

Date	Opp.	SIMMONDS #17	WESTGARTH #19	PARSE #21	LEWIS #22	BROWN #23	PENNER #25	HANDZUS #26
Oct 9	@ VAN	0-0 1/0 13:32	0-0 0/0 5:03	INJ	DND	0-1 3/0 21:37	EDM	0-1 0/0 17:18
Oct 10	@ CGY	0-0 0/0 10:54	0-0 0/0 6:09	INJ	DND	1-0 6/1 21:35	EDM	0-0 1/1 15:02
Oct 12	Vs ATL	0-0 3/0 12:05	0-0 1/1 5:09	INJ	DND	0-0 1/0 18:10	EDM	0-0 1/0 15:35
Oct 15	Vs VAN	0-0 1/1-1 11:12	0-0 0/0 2:10	INJ	DND	2-0 2/2 19:44	EDM	0-1 0/0 17:23
Oct 20	Vs CAR	0-1 1/0 13:03	DND	INJ	0-0 1/1-1 7:44	0-1 2/2 16:37	EDM	1-0 2/0 17:42
Oct 21	@ PHX	2-0 3/2 15:26	0-0 0/0 8:05	INJ	DND	0-0 2/2-2 15:57	EDM	0-0 2/2-2 14:06
Oct 23	@ COL	0-1 1/0 8:17	0-0 0/0 3:04	INJ	DND	1-0 5/1 18:18	EDM	0-1 2/1 18:21
Oct 25	@ MIN	0-0 1/0 15:20	0-0 0/1-1 4:09	INJ	DND	0-0 3/1-1 8:09	EDM	0-0 2/0 19:35
Oct 27	@ CHI	0-0 3/0 13:34	DND	INJ	0-0 1/1-1 8:01	0-0 2/1-1 8:03	EDM	0-0 2/0 16:54
Oct 28	@ DAL	1-1 (W) 2/2 6:40	0-0 0/1-1 5:26	INJ	DND	1-0 2/0 21:03	EDM	0-0 4/3 16:12
Oct 30	Vs NJ	0-0 1/0 16:31	0-0 0/1-1 4:54	INJ	DND	0-0 0/0 18:01	EDM	1-0 (W) 1/0 18:36
Nov 4	Vs TB	0-0 1/0 11:48	DND	0-0 0/0 10:45	0-0 0/0 8:31	0-0 5/0 20:21	EDM	0-0 1/0 17:13
Nov 6	Vs NSH	0-0 0/0 12:13	0-0 0/0 7:38	0-0 1/0 15:58	DND	1-1 (W) 4/1 21:35	EDM	0-0 1/0 19:19
Nov 11	Vs DAL	0-0 1/0 10:31	0-0 0/0 2:46	0-0 1/0 6:02	0-0 1/1 18:42	1-0 7/1 21:47	EDM	0-0 1/0 18:53
Nov 13	Vs NYI	0-0 1/0 10:18	0-0 0/0 9:41	0-0 1/2 11:42	0-0 3/0 13:28	1-1 4/3 17:32	EDM	0-0 0/0 14:49
Nov 15	@ S.J.	0-0 2/1 12:59	0-0 0/0 7:02	1-0 3/1 11:50	0-0 2/0 8:59	0-1 2/0 21:12	EDM	0-0 1/1 16:46
Nov 17	Vs CBJ	0-0 0/1-1 11:42	0-0 1/1-1 5:10	INJ	0-0 3/1 9:14	0-0 2/0 20:04	EDM	1-0 2/2 18:58
Nov 19	@ BUF	1-0 3/0 12:49	0-0 0/1-1 3:48	INJ	0-0 0/1 10:48	1-0 2/1 19:43	EDM	0-0 0/1 19:43
Nov 20	@ BOS	0-0 2/0 15:30	0-0 0/1 6:18	INJ	0-2 2/1 11:44	0-0 3/0 21:45	EDM	1-0 2/0 19:24
Nov 22	@ OTT	0-0 2/2 15:25	0-0 0/0 4:01	INJ	0-0 2/0 10:04	0-0 3/1 20:37	EDM	0-0 3/1 15:16
Nov 24	@ MTL	0-0 0/0 12:42	DND	INJ	0-0 0/1-1 13:05	0-0 4/1 18:07	EDM	0-0 2/0 14:31
Nov 27	Vs CHI	0-0 0/0 17:54	0-0 0/0 4:50	INJ	0-0 0/0 12:10	0-0 4/0 21:54	EDM	0-0 2/0 17:55
Nov 29	@ ANA	0-0 2/1 17:06	0-0 3/0 6:33	INJ	0-0 1/0 14:32	0-0 3/1-1 8:52	EDM	0-0 0/0 17:24
Dec 2	Vs FLA	0-0 1/1 13:36	0-0 0/1-1 3:34	INJ	0-0 2/1 15:19	0-1 2/1 23:40	EDM	0-0 0/0 16:38
Dec 4	Vs DET	0-0 1/1-1 15:35	DND	INJ	0-0 1/0 20:15	0-1 2/2 22:35	EDM	0-0 1/1 18:00
Dec 9	Vs CGY	0-1 3/1 14:09	0-0 0/0 3:54	INJ	0-0 2/0 16:45	0-1 4/0 22:17	EDM	0-0 0/1 18:46
Dec 11	Vs MIN	0-0 1/0 13:08	0-0 0/0 3:19	INJ	0-0 1/0 10:38	1-1 4/0 23:24	EDM	0-0 1/0 21:34
Dec 13	@ DET	1-0 (W) 1/1 14:01	DND	INJ	0-0 0/0 13:47	0-2 3/1 16:02	EDM	0-0 0/1 16:03
Dec 16	@ STL	1-0 3/1 16:40	0-0 0/2 7:04	INJ	0-0 0/1 10:16	1-1 2/0 18:36	EDM	0-1 3/1 19:01
Dec 18	@ NSH	0-0 1/1 15:21	0-0 1/1 9:01	INJ	1-1 (W) 2/1 12:29	0-2 1/1 18:37	EDM	0-0 0/1 11:11
Dec 19	@ CHI	1-1 3/2 13:46	0-0 0/0 8:38	INJ	0-0 3/0 11:02	0-0 2/1 16:31	EDM	0-1 1/1 16:46
Dec 21	@ COL	0-0 4/0 15:02	DND	INJ	0-0 1/1 13:16	2-2 3/4 15:54	EDM	0-0 0/0 15:39
Dec 23	Vs EDM	0-1 3/0 15:08	DND	INJ	0-0 2/0 11:13	0-0 1/0 19:50	EDM	0-1 0/0 15:33
Dec 26	Vs ANA	1-0 1/1 13:30	DND	INJ	0-0 1/0 16:04	1-1 2/0 15:56	EDM	0-1 1/1 14:07
Dec 27	@ S.J.	0-0 0/0 15:25	0-0 1/1 7:30	INJ	1-0 (W) 6/1 9:59	2-0 7/3 16:20	EDM	0-0 0/0 18:01
Dec 29	@ PHX	0-0 2/1-1 13:35	0-1 1/1 8:47	INJ	0-0 1/2 13:05	0-0 3/0 17:43	EDM	0-0 2/2 16:52
Dec 30	Vs PHI	0-0 4/3 13:10	0-0 0/0 6:40	INJ	0-0 2/0 9:44	0-0 3/0 21:17	EDM	0-0 3/1 14:49
Jan 1	Vs S.J.	0-0 0/0 15:04	0-0 0/0 3:16	INJ	0-0 2/0 8:31	0-0 3/1-1 21:17	EDM	0-0 0/0 16:30
Jan 3	Vs CHI	0-0 0/1-1 12:59	0-0 0/0 4:54	INJ	0-0 1/0 10:05	0-0 0/1 20:48	EDM	1-0 2/1 15:13
Jan 6	Vs NSH	0-0 3/1-1 14:26	DND	INJ	0-0 2/1 11:05	0-0 1/1 20:35	EDM	0-0 0/1 17:15
Jan 8	Vs CBJ	0-0 1/1 11:32	0-0 0/1 4:29	INJ	0-0 3/0 8:48	1-0 3/1 19:08	EDM	0-0 2/0 16:08
Jan 10	Vs TOR	1-0 2/0 13:45	0-0 0/0 4:39	INJ	0-0 0/0 7:16	0-0 3/1-1 22:34	EDM	1-0 3/0 18:11
Jan 13	Vs STL	0-0 1/0 13:40	0-0 1/1 4:41	INJ	0-0 2/1 9:31	0-0 2/2 21:46	EDM	1-0 1/1 15:47
Jan 15	Vs EDM	0-1 0/1 4:37	DND	INJ	0-0 2/1 14:42	0-2 1/2 17:22	EDM	0-0 1/1 11:04
Jan 17	@ DAL	INJ	0-0 2/0 7:14	INJ	0-0 2/0 10:38	0-0 2/0 18:28	EDM	0-0 0/0 14:48
Jan 18	@ STL	0-0 1/1 12:23	0-0 0/1 7:21	INJ	0-0 4/1 15:17	0-0 3/0 17:34	EDM	0-0 0/1 15:57
Jan 20	Vs PHX	0-0 1/0 12:29	0-0 0/1 4:13	INJ	0-0 1/0 13:26	0-0 2/0 18:18	EDM	0-0 1/0 15:59
Jan 22	@ PHX	0-0 1/0 9:04	DND	INJ	0-0 1/0 9:37	0-0 3/0 20:00	EDM	0-0 1/0 15:44
Jan 24	Vs BOS	0-0 3/0 11:21	DND	INJ	0-0 1/0 12:22	0-1 2/1 17:06	EDM	0-0 2/0 13:38
Jan 26	Vs S.J.	0-0 1/1 9:38	DND	INJ	0-0 0/1 13:21	0-0 0/0 19:56	EDM	0-1 0/1 15:41
Feb 1	@ MIN	0-0 3/0 13:30	DND	INJ	0-0 0/0 8:35	0-0 1/0 21:21	EDM	0-0 0/0 19:17
Feb 2	@ EDM	0-0 0/0 10:47	DND	INJ	0-0 1/1 9:55	0-0 4/1 18:04	EDM	0-1 0/0 17:14
Feb 5	@ CGY	0-0 2/0 12:50	DND	INJ	0-0 0/0 12:24	1-1 1/0 21:22	EDM	0-0 1/0 20:54
Feb 10	@ PIT	0-0 1/1 13:27	0-0 0/0 2:21	INJ	0-0 2/0 6:26	0-0 5/0 21:20	EDM	0-0 1/0 20:54
Feb 12	@ WSH	0-2 3/2 12:14	0-0 1/0 6:06	INJ	0-0 2/0 13:37	0-0 0/1 17:17	EDM	1-1 2/2 17:38
Feb 13	@ PHI	0-1 1/1 14:13	0-0 2/0 3:28	INJ	0-0 2/0 9:51	0-0 2/0 17:55	EDM	0-0 0/1 19:04
Feb 16	@ CBJ	0-0 0/0 15:40	0-0 0/0 7:55	INJ	0-0 3/0 12:16	0-0 2/2 21:56	EDM	0-0 1/0 20:13
Feb 17	@ NYR	0-0 0/0 10:43	DND	INJ	0-0 3/0 10:57	2-0 3/1 21:02	EDM	0-0 0/1 19:43
Feb 19	@ NYI	0-0 4/1-1 16:20	0-0 2/0 5:60	INJ	0-0 2/1 10:36	0-0 4/1-1 20:19	EDM	0-0 1/1 15:32
Feb 23	@ ANA	0-0 1/0 18:11	0-0 0/0 5:12	INJ	0-1 3/0 10:40	0-0 1/0 19:21	EDM	0-0 1/1 15:00
Feb 24	Vs MIN	2-0 3/1 16:53	DND	INJ	0-0 1/0 11:14	0-2 5/1 16:16	EDM	0-1 0/1 18:02
Feb 26	Vs COL	0-1 2/1 13:48	0-0 1/1 3:44	INJ	0-0 1/1 11:23	0-0 1/0 20:22	EDM	0-0 0/1 17:03
Feb 28	Vs DET	0-0 1/3-1 14:55	DND	INJ	0-0 0/0 9:59	1-0 5/0 19:23	DND	1-0 4/0 17:21
Mar 3	Vs PHX	0-0 1/0 13:46	DND	INJ	0-0 1/0 10:28	0-0 3/0 16:48	0-0 0/0 16:45	0-0 2/0 16:10
Mar 5	Vs VAN	0-0 1/1 11:06	DND	INJ	0-0 1/0 10:29	0-0 5/1 16:54	1-0 2/1-1 16:27	0-0 1/0 17:30
Mar 7	Vs DAL	0-0 0/1-1 14:22	0-0 0/1 4:17	INJ	0-1 0/1 12:52	0-0 2/1 17:40	0-1 0/1 17:50	0-0 1/1 16:58
Mar 9	@ DET	0-0 1/0 13:47	DND	INJ	0-0 2/0 9:44	0-0 1/0 15:53	0-1 4/1 16:22	0-0 0/0 17:24
Mar 11	@ CBJ	0-0 2/0 16:12	0-0 0/0 4:37	INJ	0-0 1/1 11:41	0-1 0/1 18:35	0-1 0/1 14:30	0-1 1/1 21:09
Mar 13	@ DAL	0-1 2/1 13:43	0-0 1/0 3:02	INJ	0-0 2/0 8:21	0-0 2/2 17:28	1-0 3/1 15:00	1-0 (W) 1/1 19:22
Mar 15	@ NSH	1-0 (W) 1/1 14:42	DND	INJ	0-0 0/1 12:28	1-1 1/1 14:55	0-1 0/1 16:38	0-0 0/1 16:17
Mar 17	Vs STL	0-0 0/1 14:27	0-0 0/0 7:42	INJ	0-0 0/0 14:27	0-0 2/2 20:00	0-0 0/1 16:05	0-0 1/1 14:07
Mar 19	Vs ANA	0-0 0/0 12:37	0-0 0/1 5:21	INJ	0-0 1/1 11:28	1-0 2/1 17:56	0-0 1/0 19:40	0-1 1/1 14:46
Mar 21	Vs CGY	0-1 2/1 12:44	0-0 0/0 2:39	INJ	0-0 0/0 11:46	0-0 3/1-1 21:43	0-0 1/0 18:26	0-0 1/1 21:44
Mar 24	Vs S.J.	0-0 2/1 12:48	DND	INJ	0-0 1/0 13:43	2-0 5/2 19:59	0-0 1/0 16:08	0-1 0/1 20:26
Mar 26	Vs COL	0-0 1/1 12:47	DND	INJ	1-1 3/2 14:14	0-2 2/2 16:33	0-0 2/1 16:35	1-0 (W) 2/0 18:06
Mar 29	@ EDM	0-0 1/0 13:02	0-0 1/0 8:46	INJ	0-2 1/2 17:07	2-0 (W) 9/2 20:55	0-0 2/0 16:24	0-0 2/0 18:40
Mar 31	@ VAN	0-0 2/1 11:05	0-0 0/0 7:39	INJ	0-0 1/1 18:11	0-0 1/2 23:15	0-0 0/0 12:58	0-0 1/1 18:20
Apr 2	Vs DAL	1-1 3/2 13:23	0-0 0/0 5:13	INJ	0-1 3/1 11:23	1-0 7/1 20:36	0-0 2/1 18:39	0-0 2/1 18:39
Apr 4	@ S.J.	0-0 1/2 12:31	0-0 1/1 10:41	INJ	0-0 4/1 11:11	0-0 5/0 22:24	0-0 4/2 18:08	1-0 2/0 19:50
Apr 6	Vs PHX	0-1 1/1 17:12	0-0 0/1 3:44	INJ	0-0 0/1 8:34	0-1 1/0 21:05	0-0 3/0 18:14	0-0 2/0 21:15
Apr 8	@ ANA	0-0 0/0 12:44	0-0 0/0 1:50	INJ	0-0 1/0 17:27	0-1 2/1 20:51	0-0 1/2 19:56	0-0 2/2 21:31
Apr 9	Vs ANA	0-0 0/0 14:22	0-0 0/0 2:09	INJ	0-0 1/1 7:53	0-0 6/0 24:22	0-0 1/0 19:34	0-0 3/0 23:51

Skaters: Goals-Assists/Game Winning Shots/ (+/-)/TO Goals: Goals Allowed / Shots Decision Minutes Played MIN=Minors PER=Personal Jrs = Juniors

KINGS 2010-11 PLAYER GAME-BY-GAME RESULTS

Date	Opp.	PNONKAROVSKY #27	STOLL #28	ZEILER #29	MITCHELL #33	DREWISKE #44	MARTINEZ #53	KING #74
Oct 9	@ VAN	0-0 0/0 13:16	0-0 5/0 18:29	MIN	0-0 0/0 23:15	0-0 0/0 11:15	MIN	MIN
Oct 10	@ CGY	0-0 0/0 12:23	0-0 2/0 13:40	MIN	0-0 1/1 22:42	0-0 0/1 15:00	MIN	MIN
Oct 12	Vs ATL	0-0 1/0 12:47	1-1 (W) 4/2 16:33	MIN	0-1 3/2 24:47	0-0 0/1 14:20	MIN	MIN
Oct 15	Vs VAN	0-1 1/0 14:42	1-0 2/2 15:42	MIN	0-0 0/1 21:31	0-1 1/2 15:20	MIN	MIN
Oct 20	Vs CAR	0-1 2/1 15:07	0-1 2/0 18:17	MIN	0-1 2/1 26:05	0-0 0/0 20:08	MIN	MIN
Oct 21	@ PHX	0-0 0/1 11:09	0-0 4/2 17:31	MIN	0-0 2/1 24:54	0-0 0/2 14:30	MIN	MIN
Oct 23	@ COL	1-0 2/0 12:19	0-1 3/0 19:15	MIN	0-1 1/1 23:21	0-0 2/0 20:12	MIN	MIN
Oct 25	@ MIN	0-0 0/0 14:17	1-0 2/0 23:29	MIN	0-0 1/1 22:15	0-0 2/0 17:11	MIN	MIN
Oct 27	@ CHI	0-0 5/0 13:50	0-0 1/0 17:18	MIN	0-0 1/0 19:49	0-1 0/1 15:23	MIN	MIN
Oct 28	@ DAL	1-0 2/2 11:07	0-1 2/2 18:33	MIN	1-1 1/1 24:56	0-1 0/0 15:48	MIN	MIN
Oct 30	Vs NJ	0-0 3/0 16:08	1-2 4/2 17:54	MIN	0-0 0/1 23:05	0-0 0/1 17:07	MIN	MIN
Nov 4	Vs TB	0-0 0/0 15:59	0-1 1/1 14:40	MIN	0-0 0/0 21:43	0-0 1/1 16:26	MIN	MIN
Nov 6	Vs NSH	0-0 1/0 15:59	1-0 3/1 13:52	MIN	0-0 1/0 17:49	0-0 2/1 18:19	MIN	MIN
Nov 11	Vs DAL	INJ	0-1 2/1 14:31	MIN	INJ	0-0 0/0 16:58	MIN	MIN
Nov 13	Vs NYI	INJ	0-1 3/0 18:21	MIN	INJ	0-1 2/0 18:15	MIN	MIN
Nov 15	@ S.J.	INJ	1-0 1/1 16:15	MIN	INJ	0-0 0/1 15:15	MIN	MIN
Nov 17	Vs CBJ	INJ	0-1 4/2 17:25	MIN	INJ	0-0 1/2 18:14	MIN	0-0 2/1 11:01
Nov 19	@ BUF	INJ	0-0 1/0 18:07	MIN	INJ	0-0 1/0 14:02	MIN	0-0 1/1 11:49
Nov 20	@ BOS	INJ	1-0 2/1 17:17	MIN	INJ	0-1 1/1 11:13	MIN	0-0 0/1 11:30
Nov 22	@ OTT	INJ	0-0 0/0 18:46	MIN	INJ	0-0 1/0 11:42	MIN	0-0 0/0 14:20
Nov 24	@ MTL	INJ	0-0 0/1 17:45	MIN	INJ	0-0 3/1 13:15	1-0 2/1 22:03	0-0 0/1 14:24
Nov 27	Vs CHI	INJ	0-0 2/1 16:07	MIN	INJ	0-0 0/0 11:37	0-0 1/1 18:01	0-0 0/0 7:08
Nov 29	Vs ANA	INJ	0-0 4/0 19:14	0-0 0/0 6:42	INJ	0-0 0/0 11:26	0-0 1/0 22:02	DND
Dec 3	Vs DET	INJ	1-0 5/1 18:26	0-0 0/1 4:37	INJ	0-0 0/0 11:34	0-0 0/1 17:33	MIN
Dec 4	Vs CGY	INJ	0-0 0/0 21:13	0-0 0/0 3:13	INJ	0-0 1/0 3:45	1-1 1/2 16:37	MIN
Dec 9	Vs VEG	0-0 2/0 12:19	0-0 1/0 18:37	DND	INJ	DND	0-0 2/0 20:16	MIN
Dec 11	Vs MIN	0-0 1/0 12:48	0-0 4/1 21:08	DND	INJ	DND	0-0 0/1 18:10	MIN
Dec 13	@ DET	0-1 3/2 15:23	0-0 1/0 19:09	0-0 0/0 7:52	0-0 0/0 27:10	DND	0-0 0/2 17:52	MIN
Dec 16	@ STL	0-0 0/1 11:11	0-0 3/1 17:54	DND	0-0 0/0 7:07	0-0 1/1 12:48	0-0 0/2 18:09	MIN
Dec 18	@ NSH	1-1 4/2 10:48	0-2 2/0 16:42	DND	INJ	0-0 1/2 16:51	0-0 2/1 18:36	MIN
Dec 19	@ CHI	0-0 0/2 14:03	0-0 0/2 12:49	MIN	INJ	0-0 2/0 15:17	0-0 0/0 19:09	MIN
Dec 21	@ COL	0-0 1/0 11:50	0-1 1/0 13:47	MIN	INJ	0-0 0/1 14:02	0-0 1/1 20:56	MIN
Dec 23	Vs EDM	0-0 2/0 10:58	0-0 4/0 19:25	MIN	INJ	0-0 0/0 12:58	0-0 0/0 22:20	MIN
Dec 26	Vs ANA	0-0 1/0 14:39	0-0 2/1 17:10	MIN	INJ	0-0 0/0 14:08	0-0 0/0 14:37	MIN
Dec 27	@ S.J.	INJ	0-0 1/0 17:32	MIN	INJ	0-0 1/0 11:32	0-0 1/0 13:36	MIN
Dec 29	@ PHX	INJ	0-0 2/1 17:15	MIN	INJ	0-0 1/0 15:31	0-0 1/1 14:22	MIN
Dec 30	Vs PHI	INJ	0-0 0/0 17:41	MIN	INJ	0-0 0/1 11:34	0-0 0/1 14:58	MIN
Jan 1	Vs S.J.	INJ	0-0 4/0 14:22	MIN	INJ	0-0 0/0 10:36	0-0 1/0 12:31	MIN
Jan 3	Vs CHI	INJ	0-0 2/0 17:41	MIN	INJ	0-0 2/1 13:40	0-1 0/0 15:30	MIN
Jan 6	Vs NSH	INJ	1-0 2/1 16:22	MIN	INJ	0-0 1/1 14:26	0-0 1/1 15:19	MIN
Jan 9	Vs CBJ	0-0 0/1 13:54	2-0 9/0 18:09	MIN	0-0 1/2 21:25	DND	0-1 0/0 15:09	MIN
Jan 10	Vs TOR	0-0 3/0 14:40	0-1 5/0 15:57	MIN	0-0 0/1 18:21	DND	0-0 0/1 15:36	MIN
Jan 13	Vs STL	DND	0-0 2/0 17:52	MIN	0-0 0/2 19:14	DND	0-0 0/1 14:50	MIN
Jan 15	Vs EDM	0-0 1/1 8:18	2-0 (W) 3/3 17:09	MIN	0-0 1/1 19:28	DND	0-0 2/1 16:17	MIN
Jan 17	@ DAL	0-0 1/0 12:02	0-0 2/0 21:11	MIN	0-0 0/1 21:59	DND	0-0 0/0 18:42	MIN
Jan 18	@ STL	0-0 0/0 11:35	0-0 1/0 19:56	MIN	0-0 0/1 17:57	DND	0-0 1/0 14:54	MIN
Jan 20	Vs PHX	DND	0-0 5/1 16:41	MIN	0-0 3/0 19:40	DND	0-0 2/1 15:40	MIN
Jan 22	@ PHX	0-0 1/1 11:37	1-0 (W) 3/1 16:10	MIN	0-0 0/1 21:25	DND	1-0 1/2 16:31	MIN
Jan 24	Vs BOS	0-0 3/0 7:59	0-0 1/0 18:07	MIN	0-0 0/0 22:06	DND	0-0 3/1 13:33	MIN
Jan 26	Vs S.J.	1-0 2/1 14:41	0-0 1/1 17:12	MIN	0-0 0/1 24:26	DND	0-0 0/1 13:07	MIN
Feb 1	MIN	0-0 2/0 7:32	0-0 1/0 19:08	MIN	0-0 1/0 23:21	DND	0-0 1/0 15:12	MIN
Feb 2	@ EDM	0-0 1/0 12:01	0-0 3/0 15:54	MIN	0-0 0/1 21:46	DND	0-0 3/0 13:15	MIN
Feb 5	@ CGY	0-0 2/0 13:13	0-0 2/0 16:24	MIN	0-0 2/1 26:12	DND	0-0 3/1 14:30	MIN
Feb 10	@ PIT	0-0 4/0 9:38	0-1 1/1 20:07	MIN	0-0 0/1 23:20	DND	0-0 2/1 12:59	MIN
Feb 12	@ WSH	0-0 0/0 11:59	1-0 2/0 15:37	MIN	0-0 0/1 23:02	DND	0-0 0/2 13:09	MIN
Feb 13	@ PHI	0-0 1/0 9:32	0-0 2/0 17:47	MIN	0-0 3/1 27:31	DND	0-0 2/0 10:17	MIN
Feb 16	@ CBJ	0-0 1/0 7:01	0-0 5/1 16:29	MIN	0-0 1/1 25:56	DND	0-1 1/2 13:25	MIN
Feb 17	@ NYR	0-0 0/1 14:55	0-0 1/2 15:19	MIN	0-0 0/2 24:23	DND	0-1 1/2 11:27	MIN
Feb 19	@ NYI	0-0 1/0 11:14	0-0 0/0 16:34	MIN	0-0 1/0 18:59	DND	0-0 4/1 15:40	MIN
Feb 23	@ ANA	DND	0-1 0/0 16:21	MIN	1-0 (W) 1/1 25:08	0-0 0/0 12:23	DND	MIN
Feb 24	Vs MIN	0-0 2/0 9:21	0-0 4/1 16:52	MIN	0-0 0/1 22:07	0-0 0/0 12:56	DND	MIN
Feb 26	Vs COL	0-0 3/1 8:49	1-0 (W) 1/2 17:14	MIN	0-0 2/0 20:36	DND	1-0 1/1 13:47	MIN
Feb 28	Vs DET	0-0 1/0 12:30	0-0 1/0 18:31	MIN	0-0 0/1 22:03	DND	0-0 0/1 13:07	MIN
Mar 3	Vs PHX	0-0 0/0 9:46	1-0 (W) 2/0 17:32	MIN	0-0 1/0 13:54	DND	0-0 0/0 13:39	MIN
Mar 5	Vs VAN	0-0 0/0 12:01	0-0 1/1 17:07	MIN	0-0 0/0 20:051	DND	0-0 3/0 12:03	MIN
Mar 7	Vs DAL	0-0 2/0 12:27	0-0 2/2 14:13	MIN	1-0 2/1 22:01	DND	0-0 2/1 14:00	MIN
Mar 9	@ DET	1-0 (W) 2/0 14:48	0-0 0/0 16:32	MIN	0-0 0/0 25:00	DND	0-1 0/0 10:01	MIN
Mar 11	@ CBJ	0-0 1/1 16:18	0-0 3/1 15:25	MIN	0-0 2/1 23:05	DND	0-0 1/0 11:02	MIN
Mar 13	@ DAL	0-2 2/1 16:53	0-1 1/2 16:19	MIN	0-0 4/2 24:59	DND	0-0 0/1 10:59	MIN
Mar 15	@ NSH	0-1 3/1 14:29	0-0 1/0 14:17	MIN	0-0 2/3 22:08	DND	1-0 2/0 11:34	MIN
Mar 17	Vs STL	0-0 3/1 15:07	0-0 1/2 18:34	MIN	0-0 1/2 21:17	DND	0-0 1/1 16:00	MIN
Mar 19	Vs ANA	0-1 2/1 13:32	0-0 0/1 19:01	MIN	0-0 1/1 22:12	DND	0-0 2/1 11:04	MIN
Mar 21	Vs CGY	0-0 2/0 12:03	1-0 2/1 16:22	MIN	0-0 2/1 22:16	DND	0-0 1/0 14:42	MIN
Mar 24	Vs S.J.	0-1 3/0 14:34	0-0 1/0 15:38	MIN	1-0 2/1 21:32	DND	0-0 3/2 12:32	MIN
Mar 26	Vs COL	0-0 0/1 13:55	0-0 2/1 14:41	MIN	0-0 1/0 21:06	DND	0-0 0/2 16:04	MIN
Mar 29	Vs EDM	0-0 4/0 14:13	0-0 2/0 15:16	MIN	0-0 0/0 20:32	DND	0-0 0/1 16:06	MIN
Mar 31	@ VAN	0-0 1/0 13:44	0-0 0/0 14:47	MIN	0-0 0/1 22:10	DND	0-0 3/0 13:26	MIN
Apr 2	Vs DAL	0-0 1/1 10:32	0-0 0/0 17:54	MIN	0-1 2/1 23:14	DND	0-0 0/1 15:17	MIN
Apr 4	@ S.J.	0-0 1/0 14:00	0-0 4/2 15:09	MIN	0-0 0/4 20:52	DND	0-0 0/0 18:43	MIN
Apr 6	Vs PHX	0-0 1/1 10:21	0-0 6/0 16:51	MIN	0-0 2/0 20:53	DND	0-0 4/0 18:19	MIN
Apr 8	@ ANA	0-0 2/1 11:17	0-1 3/1 18:59	MIN	0-0 0/0 23:53	DND	0-0 0/1 13:04	MIN
Apr 9	Vs ANA	0-0 2/0 13:35	0-0 1/0 14:55	MIN	0-0 2/0 18:58	DND	0-0 0/0 13:03	MIN

KINGS 2010-11 PLAYER GAME-BY-GAME RESULTS

Date	Opp.	SMYTH #94	QUICK #32	BERNIER #45
Oct 9	@ VAN	0-0 2/0 25:01	1/24W 65	DNP
Oct 10	@ CGY	0-0 0/0 20:41	DNP	2/31L 60
Oct 12	Vs ATL	2-1 6/3 17:25	1/32W 60	DNP
Oct 15	Vs VAN	0-2 3/3 23:26	1/26W 60	DNP
Oct 20	Vs CAR	1-0 4/-1 18:39	DNP	3/30W 60
Oct 21	@ PHX	0-0 2/-3 16:43	3/26L 59	DNP
Oct 23	@ COL	0-0 4/-1 16:50	4/32W 60	DNP
Oct 25	@ MIN	0-0 4/0 22:54	2/22W 65	DNP
Oct 27	@ CHI	0-0 4/1 18:37	DNP	3/28L 60
Oct 28	@ DAL	0-0 3/1 18:02	2/32W 60	DNP
Oct 30	Vs N.J.	0-1 1/2 16:24	1/40W 60	DNP
Nov 4	Vs T.B.	0-1 3/1 20:49	0/24W 60	DNP
Nov 6	Vs NSH	1-0 6/2 16:10	DNP	1/26W 60
Nov 11	Vs DAL	0-0 1/-1 18:47	1/28W 60	DNP
Nov 13	Vs NYI	0-0 1/0 17:12	1/19W 60	DNP
Nov 15	@ S.J.	1-0 5/0 18:26	DNP	6/34L 60
Nov 17	Vs CBJ	1-0 3/1 18:21	4/25L 60	DNP
Nov 19	@ BUF	0-0 3/0 20:34	DNP	4/26L 60
Nov 20	@ BOS	0-0 1/1 17:48	3/41W 65	DNP
Nov 22	@ OTT	1-0 4/0 19:54	3/19L 59	DNP
Nov 24	@ MTL	0-1 3/0 18:26	DNP	4/33L 60
Nov 27	Vs CHI	0-1 3/-2 19:29	2/23L 59	DNP
Nov 29	@ ANA	0-0 5/0 20:31	2/19L 59	DNP
Dec 2	Vs FLA	0-1 2/1 18:43	2/26W 60	DNP
Dec 4	Vs DET	0-0 3/0 19:38	2/29W 64	DNP
Dec 9	Vs CGY	0-0 4/0 20:55	1/27W 60	DNP
Dec 11	Vs MIN	1-0 2/-2 23:14	3/21O 63	DNP
Dec 13	@ DET	0-0 2/0 18:21	0/51W 60	DNP
Dec 16	@ STL	1-0 3/-2 18:14	5/30L 60	DNP
Dec 18	@ NSH	2-0 4/0 15:44	DNP	1/30W 60
Dec 19	@ CHI	0-0 4/-2 17:18	3/24L 59	DNP
Dec 21	@ COL	0-1 1/1 15:01	0/23W 60	DNP
Dec 23	Vs EDM	0-0 1/0 20:16	2/29W 65	DNP
Dec 26	Vs ANA	0-0 4/1 19:55	DNP	1/19W 60
Dec 27	@ S.J.	0-0 1/0 18:16	0/24W 60	DNP
Dec 29	@ PHX	1-0 3/-2 16:20	6/18L 30	0/13 30
Dec 30	Vs PHI	2-0 3/0 20:30	1/6 26	6/22L 33
Jan 1	Vs S.J.	0-0 1/0 18:10	1/19L 59	DNP
Jan 3	Vs CHI	2-0 3/1 20:42	4/28L 59	DNP
Jan 6	Vs NSH	0-1 2/-1 17:32	DNP	5/28L 60
Jan 8	Vs CBJ	1-1 (W) 3/2 21:17	4/34W 60	DNP
Jan 10	Vs TOR	0-1 1/0 20:05	3/28L 58	DNP
Jan 13	Vs STL	0-0 4/0 19:31	3/21L 59	DNP
Jan 15	Vs EDM	0-0 2/2 18:27	DNP	2/26W 60
Jan 17	@ DAL	0-0 3/1 14:49	DNP	2/27L 59
Jan 18	@ STL	0-0 3/0 19:12	2/24L 59	DNP
Jan 20	Vs PHX	0-0 2/0 21:01	2/15L 58	DNP
Jan 22	@ PHX	0-2 1/1 17:03	3/26W 60	DNP
Jan 24	Vs BOS	1-0 (W) 2/0 19:52	0/34W 60	DNP
Jan 26	Vs S.J.	1-0 3/1 16:20	2/24W 65	DNP
Feb 1	@ MIN	0-0 2/0 17:43	DNP	0/25O 65
Feb 2	@ EDM	0-0 0/0 17:27	1/33W 60	DNP
Feb 5	@ CGY	0-1 3/0 19:43	3/35W 65	DNP
Feb 10	@ PIT	0-1 2/0 21:37	2/26O 64	DNP
Feb 12	@ WSH	0-1 1/0 16:43	DNP	1/23W 60
Feb 13	@ PHI	0-0 4/0 21:01	0/40W 60	DNP
Feb 16	@ CBJ	0-0 4/-2 18:00	3/24W 65	DNP
Feb 17	@ NYR	0-0 4/-2 16:25	DNP	3/37O 65
Feb 19	@ NYI	0-0 0/-1 13:48	3/23L 60	DNP
Feb 23	@ ANA	1-0 1/2 16:53	2/27W 60	DNP
Feb 24	Vs MIN	0-1 0/1 15:58	DNP	2/27W 60
Feb 26	Vs COL	0-1 3/0 16:15	3/17W 60	DNP
Feb 28	Vs DET	0-0 3/0 17:45	6/24L 45	1/3 14
Mar 3	Vs PHX	0-1 1/0 15:33	DNP	0/25W 60
Mar 5	Vs VAN	0-0 1/0 15:28	2/35L 59	DNP
Mar 7	Vs DAL	0-0 1/-3 13:32	DNP	4/22O 61
Mar 9	@ DET	0-0 2/-1 13:53	1/29W 60	DNP
Mar 11	@ CBJ	0-0 1/0 15:19	DNP	2/34W 60
Mar 13	@ DAL	0-0 2/-2 13:34	2/23W 60	DNP
Mar 15	@ NSH	0-1 0/0 12:01	DNP	2/32W 60
Mar 17	Vs STL	0-0 1/-2 17:24	4/39L 60	DNP
Mar 19	Vs ANA	0-0 3/0 14:05	2/25O 61	DNP
Mar 21	Vs CGY	0-0 1/-1 14:51	1/28W 65	DNP
Mar 24	Vs S.J.	0-1 1/1 15:09	3/28W 65	DNP
Mar 26	Vs COL	1-1 4/2 16:39	1/21W 60	DNP
Mar 29	@ EDM	0-1 2/1 17:57	DNP	0/32W 60
Mar 31	@ VAN	0-0 2/-2 19:56	3/35L 59	DNP
Apr 2	Vs DAL	0-0 0/-1 19:10	1/25W 60	DNP
Apr 4	@ S.J.	0-0 2/-1 16:24	4/16L 26	2/19 34
Apr 6	Vs PHX	0-0 1/0 17:25	2/35W 64	DNP
Apr 8	@ ANA	1-0 3/1 18:21	2/28L 59	DNP
Apr 9	Vs ANA	1-0 2/0 15:35	3/20L 59	DNP

Skaters: Goals-Assists / Game Winning Shots / (+/-) / TO Goalies: Goals Allowed / Shots Decision Minutes Played MIN=Minors PER=Personal Jrs = Juniors

KINGS 2010-11 SEASON TRANSACTIONS

Opening Day Roster – Jonathan Bernier, Dustin Brown, Kyle Clifford, Drew Doughty, Davis Drewiske, Michal Handzus, Peter Harrold, Jack Johnson, Anze Kopitar, Trevor Lewis, Andrei Loktionov, Willie Mitchell, Jake Muzzin, Alexei Ponikarovsky, Jonathan Quick, Brad Richardson, Brayden Schenn, Rob Scuderi, Wayne Simmonds, Ryan Smyth, Jarret Stoll, Kevin Westgarth, Justin Williams.

Oct. 1 – Thomas Hickey (D) assigned to Manchester

Oct. 4 – Jonathan Bernier (G) signed to two-year contract extension

Oct. 5 – Erik Ersberg (G), Rich Clune (LW) assigned to Manchester; Jordan Nolan (C) signed to three-year entry level contract

Oct. 6 – Scott Parse (LW), Ray Kaunisto (LW) placed on Injured Reserve

Oct. 12 – Viatcheslav Voynov (D) activated from Injured Reserve; assigned to Manchester

Oct. 13 – Johan Fransson (D) loaned from Manchester to SKA St. Petersburg (KHL)

Oct. 16 – Ray Kaunisto (LW) activated from Injured Reserve; assigned to Manchester

Oct. 23 – Erik Ersberg (G) released; Matt Greene (D) activated from non-roster list; Jake Muzzin (D) assigned to Manchester

Oct. 25 – Jake Muzzin (D) recalled from Manchester; Drew Doughty (D) placed on Injured Reserve (retro to Oct. 21)

Oct. 29 – Marc-Andre Cliche (C) activated from non-roster list; assigned to Manchester

Nov. 2 – Andrei Loktionov (C) assigned to Manchester

Nov. 3 – Jake Muzzin (D) assigned to Manchester

Nov. 4 – Drew Doughty (D) and Scott Parse (LW) activated from Injured Reserve

Nov. 9 – Jake Muzzin (D) recalled from Manchester; Willie Mitchell (D) placed on Injured Reserve (retro to Nov. 7)

Nov. 15 – Colten Teubert (D) activated from non-roster list; assigned to Manchester

Nov. 16 – Dwight King (LW) recalled from Manchester; Alexei Ponikarovsky (LW) placed on Injured Reserve (retro to Nov. 7)

Nov. 17 – Brayden Schenn (C) loaned to Manchester on conditioning assignment

Nov. 18 – Scott Parse (LW) placed on Injured Reserve (retro to Nov. 16)

Nov. 23 – Alec Martinez (D) recalled from Manchester; Jake Muzzin (D) assigned to Manchester

Nov. 29 – John Zeiler (RW) recalled from Ontario

Dec. 1 – Dwight King (LW) assigned to Manchester

Dec. 3 – Brayden Schenn (C) assigned to Brandon (WHL)

Dec. 9 – Alexei Ponikarovsky (LW) activated from Injured Reserve

Dec. 10 – Oscar Moller (C) recalled from Manchester

Dec. 11 – Marco Sturm (LW) acquired from Boston for future considerations

Dec. 13 – Willie Mitchell (D) activated from Injured Reserve; Brad Richardson (C) placed on Injured Reserve (retro to Dec. 10)

Dec. 19 – Brad Richardson (C) activated from Injured Reserve; John Zeiler (RW) and Oscar Moller (C) assigned to Manchester

Dec. 21 – Marco Sturm (LW) activated from non-roster list

Jan. 8 – Jack Johnson (D) signed to seven-year contract extension

Jan. 20 – Andrei Loktionov (C) recalled from Ontario; Marco Sturm (LW) placed on Injured Reserve (retro to Jan. 18)

Feb. 20 – Andrei Loktionov (C) assigned to Manchester

Feb. 23 – Marco Sturm (LW) activated from Injured Reserve

Feb. 25 – Marco Sturm (LW) placed on waivers; claimed by Washington on Feb. 26

Feb. 28 – Justin Williams (RW) signed to four-year contract extension; Dustin Penner (LW) acquired from Edmonton for Colten Teubert (D), a first-round selection in the 2011 NHL Entry Draft and a conditional third-round selection in the 2012 NHL Entry Draft

March 23 – Oscar Moller (C) recalled from Ontario

KINGS 2011 FINAL PLAYOFF STATISTICS

#	Player	Pos	GP	G	A	P +/-	PIM	PP	SH	GW	OT	S	S%	TOI/G	Sft/G	FO%
13	Kyle Clifford	L	6	3	2	5 -2	7	0	0	1	0	9	33.3	13:17	20.5	50.0
15	Brad Richardson	C	6	2	3	5 -4	2	0	0	0	0	17	11.8	15:37	22.8	42.9
94	Ryan Smyth	L	6	2	3	5 3	0	0	0	0	0	14	14.3	18:20	23.3	75.0
3	Jack Johnson	D	6	1	4	5 -2	0	1	0	1	0	16	6.3	22:48	28.5	0.0
14	Justin Williams	R	6	3	1	4 0	2	1	0	0	0	16	18.8	16:44	23.3	0.0
8	Drew Doughty	D	6	2	2	4 0	8	1	0	0	0	12	16.7	27:08	31.3	0.0
22	Trevor Lewis	C	6	1	3	4 0	2	1	0	0	0	11	9.1	16:39	23.5	40.0
17	Wayne Simmonds	R	6	1	2	3 -1	20	0	0	0	0	12	8.3	14:44	20.5	25.0
28	Jarret Stoll	C	5	0	3	3 4	0	0	0	0	0	5	0.0	18:44	27.8	54.8
23	Dustin Brown	R	6	1	1	2 -3	6	1	0	0	0	10	10.0	20:00	27.8	0.0
26	Michal Handzus	C	6	1	1	2 -4	0	0	0	0	0	7	14.3	20:21	28.8	41.8
33	Willie Mitchell	D	6	1	1	2 1	4	0	0	0	0	8	12.5	24:17	30.5	0.0
25	Dustin Penner	L	6	1	1	2 -3	4	0	0	0	0	10	10.0	14:32	21.3	0.0
7	Rob Scuderi	D	6	0	2	2 -1	0	0	0	0	0	3	0.0	20:49	29.5	0.0
19	Kevin Westgarth	C	6	0	2	2 2	14	0	0	0	0	3	0.0	6:15	10.0	0.0
27	Alexei Ponikarovsky	L	4	1	0	1 1	0	0	0	0	0	5	20.0	10:10	16.5	66.7
53	Alec Martinez	D	6	0	1	1 -1	2	0	0	0	0	5	0.0	13:29	20.0	0.0
9	Oscar Moller	R	1	0	0	0 1	0	0	0	0	0	0	0.0	10:37	17.0	33.3
21	Scott Parse	L	2	0	0	0 -1	0	0	0	0	0	0	0.0	8:47	13.0	0.0
2	Matt Greene	D	6	0	0	0 -3	14	0	0	0	0	6	0.0	16:44	25.5	0.0

GOALTENDER RECORDS

#	Goalie	GP	GS	W	L	SA	GA	GAA	Sv	Sv%	SO	G	A	PIM	TOI
32	Jonathan Quick	6	6	2	4	229	20	3.16	209	.913	1	0	0	0	380:15

2011 NHL PLAYOFF RESULTS

CONFERENCE QUARTERFINALS

Western Conference

- No. 1 Vancouver defeats No. 8 Chicago 4-3
- No. 2 San Jose defeats No. 7 Los Angeles 4-2
- No. 3 Detroit defeats No. 6 Phoenix 4-0
- No. 5 Nashville defeats No. 4 Anaheim 4-2

Eastern Conference

- No. 1 Washington defeats No. 8 NY Rangers 4-1
- No. 2 Philadelphia defeats No. 7 Buffalo 4-3
- No. 3 Boston defeats No. 6 Montreal 4-3
- No. 5 Tampa Bay defeats No. 4 Pittsburgh 4-3

CONFERENCE SEMIFINALS

Western Conference

- No. 1 Vancouver defeats No. 5 Nashville 4-2
- No. 2 San Jose defeats No. 3 Detroit 4-3

Eastern Conference

- No. 5 Tampa Bay defeats No. 1 Washington 4-0
- No. 3 Boston defeats No. 2 Philadelphia 4-0

CONFERENCE FINALS

Western Conference

- No. 1 Vancouver defeats No. 2 San Jose 4-1

Eastern Conference

- No. 3 Boston defeats No. 5 Tampa Bay 4-3

STANLEY CUP FINALS

- No. 3 Boston defeats No. 1 Vancouver 4-3

ALL-TIME RECORDS



Jarret Stoll piles up the presents for a family at the team's annual Adopt-A-Family event.

KINGS 1967-68 SEASON IN REVIEW

Record: 31-33-10 (72 points)
West Division Finish: 2nd

General Manager: Larry Regan
Head Coach: Red Kelly
Captain: Bob Wall

SCORING											
PLAYER	GP	G	A	PTS	PIM	PLAYER	GP	G	A	PTS	PIM
Eddie Joyal	74	23	34	57	20	Brent Hughes	44	4	10	14	36
Bill Flett	73	26	20	46	97	Dave Amadio	58	4	6	10	101
Lowell MacDonald	74	21	24	45	12	Brian Kilrea	25	3	5	8	12
Ted Irvine	73	18	22	40	26	Jim Anderson	7	1	2	3	2
Gord Labossiere	68	13	27	40	31	Jacques Lemieux	16	0	3	3	8
Bill White	74	11	27	38	100	Bill Inglis	12	1	1	2	0
Real Lemieux	74	12	23	35	60	Jim Murray	30	0	2	2	14
Terry Gray	65	12	16	28	22	Jacques Caron	1	0	0	0	0
Howie Menard	35	9	15	24	32	Poul Popiel	1	0	0	0	0
Howie Hughes	74	9	14	23	20	Larry Johnston	4	0	0	0	4
Bob Wall	71	5	18	23	66	Mike Corrigan	5	0	0	0	2
Bryan Campbell	44	6	15	21	16	Terry Sawchuk	36	0	0	0	0
Brian Smith	58	10	9	19	33	Wayne Rutledge	45	0	0	0	4
Doug Robinson	34	9	9	18	6	Team PIM					4
Dale Rolfe	68	3	13	16	84	Team Totals	74	200	315	515	812
GOALTENDER											
PLAYER	GP	MIN	GA	SO	EN	SA	S%	AVG	W-L-OT		
Wayne Rutledge	45	2,444	117	2	2	—	—	2.87	20-18-4		
Terry Sawchuk	36	1,936	99	2	2	—	—	3.07	11-14-6		
Jacques Caron	1	60	4	0	0	—	—	4.00	0-1-0		
Empty Net Goals			4								
Team Totals	74	4,440	224	4	4	—	—	3.03	31-33-10		

RESULTS

1	* Oct. 14	PHILADELPHIA	4-2	W	1-0-0	7,023	38	Jan. 4	@	Pittsburgh	3-4	L	16-19-3	4,202
2	* Oct. 15	MINNESOTA	5-3	W	2-0-0	4,289	39	Jan. 6	@	St. Louis	1-2	L	16-20-3	7,186
3	Oct. 18	@ Oakland	2-2	T	2-0-1	3,419	40	Jan. 7	@	Oakland	0-6	L	16-21-3	4,577
4	Oct. 21	@ St. Louis	3-3	T	2-0-2	7,127	41	Jan. 11	@	ST. LOUIS	2-2	T	16-21-4	6,894
5	Oct. 22	@ Chicago	5-3	W	3-0-2	16,666	42	Jan. 18	@	PITTSBURGH	3-2	W	17-21-4	5,877
6	Oct. 25	@ Toronto	2-4	L	3-1-2	15,698	43	Jan. 19	@	NEW YORK	5-2	W	18-21-4	11,740
7	Oct. 26	@ Boston	0-2	L	3-2-2	12,973	44	Jan. 21	@	Oakland	0-3	L	18-22-4	3,650
8	Oct. 28	@ Pittsburgh	5-3	W	4-2-2	6,500	45	Jan. 24	@	OAKLAND	1-4	L	18-23-4	7,553
9	** Oct. 31	NEW YORK	1-6	L	4-3-2	5,455	46	Jan. 27	@	Pittsburgh	5-3	W	19-23-4	11,156
10	** Nov. 2	CHICAGO	1-3	L	4-4-2	8,012	47	Jan. 28	@	Philadelphia	2-0	W	20-23-4	13,577
11	Nov. 4	@ Minnesota	2-2	T	4-4-3	10,246	48	Jan. 31	@	Minnesota	1-6	L	20-24-4	10,751
12	Nov. 5	@ Detroit	6-4	W	5-4-3	12,057	49	Feb. 1	@	Detroit	8-6	W	21-24-4	10,267
13	** Nov. 7	OAKLAND	5-4	W	6-4-3	5,164	50	Feb. 3	@	Montreal	1-5	L	21-25-4	15,343
14	** Nov. 9	TORONTO	4-1	W	7-4-3	9,604	51	Feb. 4	@	Chicago	3-5	L	21-26-4	16,666
15	Nov. 15	@ Oakland	1-4	L	7-5-3	3,256	52	Feb. 7	@	MINNESOTA	2-4	L	21-27-4	7,120
16	** Nov. 17	DETROIT	1-4	L	7-6-3	9,498	53	Feb. 8	@	PITTSBURGH	3-1	W	22-27-4	6,195
17	** Nov. 19	MONTREAL	4-2	W	8-6-3	9,849	54	Feb. 12	@	TORONTO	2-0	W	23-27-4	12,307
18	** Nov. 22	OAKLAND	3-1	W	9-6-3	5,301	55	Feb. 14	@	St. Louis	2-2	T	23-27-5	7,652
19	** Nov. 24	PITTSBURGH	5-3	W	10-6-3	6,458	56	Feb. 16	@	PHILADELPHIA	7-1	W	24-27-5	9,057
20	Nov. 26	@ Philadelphia	2-3	L	10-7-3	11,420	57	Feb. 18	@	BOSTON	5-6	L	24-28-5	11,066
21	Nov. 29	@ St. Louis	2-7	L	10-8-3	5,583	58	Feb. 24	@	CHICAGO	3-3	T	24-28-6	15,752
22	Dec. 2	@ Montreal	3-2	W	11-8-3	14,584	59	Feb. 25	@	ST. LOUIS	4-2	W	25-28-6	7,386
23	Dec. 3	@ New York	2-4	L	11-9-3	14,012	60	Feb. 29	@	Philadelphia	3-1	W	26-28-6	9,115
24	** Dec. 6	ST. LOUIS	3-2	W	12-9-3	4,323	61	Mar. 2	@	Toronto	2-5	L	26-29-6	15,816
25	** Dec. 8	PHILADELPHIA	0-3	L	12-10-3	4,624	62	Mar. 5	@	MONTREAL	2-6	L	26-30-6	14,450
26	Dec. 10	@ Boston	3-1	W	13-10-3	13,909	63	Mar. 7	@	OAKLAND	9-2	W	27-30-6	6,678
27	Dec. 13	@ Minnesota	0-4	L	13-11-3	7,749	64	Mar. 9	@	Pittsburgh	1-3	L	27-31-6	8,176
28	** Dec. 15	MINNESOTA	0-3	L	13-12-3	4,149	65	Mar. 10	@	New York	4-3	W	28-31-6	17,250
29	** Dec. 16	BOSTON	2-5	L	13-13-3	6,510	66	Mar. 12	@	DETROIT	2-2	T	28-31-7	10,224
30	** Dec. 19	OAKLAND	3-1	W	14-13-3	4,045	67	Mar. 14	@	Philadelphia	0-0	T	28-31-8	4,116
31	** Dec. 21	PITTSBURGH	4-1	W	15-13-3	4,013	68	Mar. 16	@	Minnesota	2-1	W	29-31-8	13,739
32	** Dec. 23	ST. LOUIS	4-0	W	16-13-3	4,447	69	Mar. 20	@	MINNESOTA	3-3	T	29-31-9	9,453
33	Dec. 25	@ Pittsburgh	3-4	L	16-14-3	4,002	70	Mar. 22	@	ST. LOUIS	6-1	W	30-31-9	8,753
34	Dec. 27	@ St. Louis	2-4	L	16-15-3	8,177	71	Mar. 23	@	PHILADELPHIA	4-2	W	31-31-9	14,003
35	** Dec. 30	PHILADELPHIA	0-2	L	16-16-3	14,366	72	Mar. 26	@	PITTSBURGH	1-2	L	31-32-9	7,057
36	Dec. 31	@ Philadelphia	1-9	L	16-17-3	5,643	73	Mar. 27	@	MINNESOTA	3-5	L	31-33-9	8,559
37	Jan. 3	@ Minnesota	0-6	L	16-18-3	9,921	74	Mar. 30	@	Oakland	2-2	T	31-33-10	7,085

* Home games played at the Long Beach Arena
** Home games played at the Los Angeles Sports Arena
*** First game at Forum

KINGS 1968-69 SEASON IN REVIEW

Record: 24-42-10 (58 points)
West Division Finish: 4th

General Manager: Larry Regan
Head Coach: Red Kelly
Captain: Bob Wall

SCORING											
PLAYER	GP	G	A	PTS	PIM	PLAYER	GP	G	A	PTS	PIM
Eddie Joyal	73	33	19	52	24	Skip Krake	30	3	9	12	11
Bill Flett	72	24	25	49	53	Doug Robinson	31	2	10	12	2
Real Lemieux	75	11	29	40	68	Ron Anderson	56	3	5	8	26
Ted Irvine	76	15	24	39	47	Gary Croteau	11	5	1	6	6
Bill White	75	5	28	33	38	Dave Amadio	65	1	5	6	60
Howie Hughes	73	16	14	30	10	Bryan Campbell	18	2	1	3	4
Lowell MacDonald	58	14	14	28	10	Bill Inglis	10	0	1	1	0
Gord Labossiere	48	10	18	28	12	Gerry Desjardins	60	0	1	1	6
Howie Menard	56	10	17	27	31	Gerry Foley	1	0	0	0	0
Bob Wall	71	13	13	26	16	Marc Dufour	2	0	0	0	0
Jimmy Peters	76	10	15	25	28	Jacques Caron	3	0	0	0	0
Dale Rolfe	75	3	19	22	85	Wayne Rutledge	17	0	0	0	2
Brent Hughes	72	2	19	21	73	Team PIM					10
Larry Cahan	72	3	11	14	76	Team Totals	76	185	298	483	698
GOALTENDER											
PLAYER	GP	MIN	GA	SO	EN	SA	S%	AVG	W-L-OT		
Gerry Desjardins	60	3,499	190	4	4	—	—	3.26	18-34-6		
Wayne Rutledge	17	921	56	0	0	—	—	3.65	6-7-4		
Jacques Caron	3	140	9	0	1	—	—	3.86	0-1-0		
Empty Net Goals			5								
Team Totals	76	4,560	260	4	5	—	—	3.42	24-42-10		

RESULTS

1	Oct. 12	@ St. Louis	0-6	L	0-1-0	14,674	39	Jan. 14	NEW YORK	3-1	W	13-20-6	7,091
2	Oct. 13	@ Oakland	4-4	T	0-1-1	2,668	40	Jan. 16	CHICAGO	3-2	W	14-20-6	12,269
3	Oct. 17	BOSTON	2-1	W	1-1-1	10,280	41	Jan. 18	PHILADELPHIA	4-0	W	15-20-6	9,712
4	Oct. 19	@ Minnesota	1-4	L	1-2-1	13,262	42	Jan. 23	@ New York	1-3	L	15-21-6	16,777
5	Oct. 20	@ New York	0-7	L	1-3-1	14,612	43	Jan. 25	@ Minnesota	2-3	L	15-22-6	12,215
6	Oct. 23	MONTREAL	2-5	L	1-4-1	9,118	44	Jan. 26	@ Chicago	3-9	L	15-23-6	16,666
7	Oct. 26	PHILADELPHIA	6-2	W	2-4-1	6,597	45	Jan. 29	TORONTO	3-1	W	16-23-6	8,035
8	Oct. 30	CHICAGO	2-4	L	2-5-1	9,407	46	Jan. 30	BOSTON	5-7	L	16-24-6	10,491
9	Nov. 2	PITTSBURGH	3-2	W	3-5-1	7,602	47	Feb. 1	OAKLAND	8-5	W	17-24-6	8,402
10	Nov. 6	NEW YORK	2-0	W	4-5-1	6,396	48	Feb. 4	ST. LOUIS	4-2	W	18-24-6	7,171
11	Nov. 9	TORONTO	3-1	W	5-5-1	11,573	49	Feb. 6	MONTREAL	2-4	L	18-25-6	11,192
12	Nov. 12	OAKLAND	3-1	W	6-5-1	6,009	50	Feb. 8	@ Pittsburgh	4-2	W	19-25-6	5,933
13	Nov. 14	DETROIT	2-5	L	6-6-1	8,525	51	Feb. 9	@ Detroit	0-5	L	19-26-6	13,467
14	Nov. 16	@ Minnesota	2-3	L	6-7-1	14,841	52	Feb. 11	@ Montreal	3-7	L	19-27-6	16,136
15	Nov. 17	@ Philadelphia	1-3	L	6-8-1	9,125	53	Feb. 13	NEW YORK	4-1	W	20-27-6	7,891
16	Nov. 20	@ New York	2-4	L	6-9-1	14,249	54	Feb. 15	@ St. Louis	1-4	L	20-28-6	15,187
17	Nov. 21	@ Boston	1-4	L	6-10-1	14,618	55	Feb. 16	@ Detroit	3-6	L	20-29-6	13,553
18	Nov. 23	@ Pittsburgh	2-2	T	6-10-2	6,242	56	Feb. 19	@ Minnesota	4-7	L	20-30-6	12,052
19	Nov. 24	@ Philadelphia	3-1	W	7-10-2	9,086	57	Feb. 20	CHICAGO	2-6	L	20-31-6	10,845
20	Nov. 27	MONTREAL	2-4	L	7-11-2	12,579	58	Feb. 22	ST. LOUIS	1-3	L	20-32-6	11,584
21	Nov. 30	PITTSBURGH	2-4	L	7-12-2	7,243	59	Feb. 23	@ Oakland	4-3	W	21-32-6	5,485
22	Dec. 4	PHILADELPHIA	3-1	W	8-12-2	5,841	60	Feb. 24	MINNESOTA	1-1	T	21-32-7	6,512
23	Dec. 7	MINNESOTA	3-2	W	9-12-2	8,282	61	Feb. 26	BOSTON	2-4	L	21-32-7	10,279
24	Dec. 11	DETROIT	6-3	W	10-12-2	7,245	62	Mar. 1	PHILADELPHIA	2-2	T	21-33-8	9,534
25	Dec. 14	@ Pittsburgh	2-1	W	11-12-2	6,346	63	Mar. 5	@ Toronto	4-6	L	21-34-8	16,841
26	Dec. 15	@ St. Louis	1-3	L	11-13-2	12,663	64	Mar. 6	@ Philadelphia	1-5	L	21-35-8	9,428
27	Dec. 18	@ Montreal	2-2	T	11-13-3	16,527	65	Mar. 8	@ Montreal	3-3	T	21-35-9	16,987
28	Dec. 19	@ Boston	4-6	L	11-14-3	13,615	66	Mar. 9	@ Boston	2-7	L	21-36-9	14,659
29	Dec. 21	PHILADELPHIA	1-2	L	11-15-3	7,108	67	Mar. 12	TORONTO	0-4	L	21-37-9	8,137
30	Dec. 26	MINNESOTA	4-4	T	11-15-4	7,772	68	Mar. 15	PITTSBURGH	3-1	W	22-37-9	8,218
31	Dec. 28	@ Toronto	4-1	W	12-15-4	16,485	69	Mar. 18	OAKLAND	3-2	W	23-37-9	8,703
32	Dec. 29	@ Chicago	1-4	L	12-16-4	16,666	70	Mar. 20	DETROIT	4-2	W	24-37-9	8,008
33	Jan. 1	ST. LOUIS	0-0	T	12-16-5	9,403	71	Mar. 22	OAKLAND	0-4	L	24-38-9	10,835
34	Jan. 5	@ Oakland	0-0	T	12-16-6	3,045	72	Mar. 23	@ Oakland	4-5	L	24-39-9	4,219
35	Jan. 7	@ St. Louis	0-5	L	12-17-6	12,251	73	Mar. 26	@ Pittsburgh	4-4	L	24-40-9	8,156
36	Jan. 9	@ Detroit	2-6	L	12-18-6	9,896	74	Mar. 27	@ Philadelphia	2-8	L	24-41-9	11,689
37	Jan. 11	@ Toronto	2-4	L	12-19-6	16,485	75	Mar. 29	ST. LOUIS	1-3	L	24-42-9	8,203
38	Jan. 12	@ Chicago	2-4	L	12-20-6	16,666	76	Mar. 30	MINNESOTA	3-3	T	24-42-10	7,311

KINGS 1969-70 SEASON IN REVIEW

Record: 14-52-10 (38 points)
West Division Finish: 6th

General Manager: Larry Regan
Head Coach: Hal Laycoe (5-18-1)/
 Johnny Wilson (9-34-9)
Captain: Larry Cahan

SCORING						PLAYER					
PLAYER	GP	G	A	PTS	PIM	PLAYER	GP	G	A	PTS	PIM
Ross Lonsberry	76	20	22	42	118	Bryan Campbell	31	4	4	8	4
Eddie Joyal	59	18	22	40	8	Dale Hoganson	49	1	7	8	37
Butch Goring	59	13	23	36	8	Brent Hughes	52	1	7	8	108
Eddie Shack	73	22	12	34	113	Real Lemieux	18	2	4	6	10
Bill Flett	69	14	18	32	70	Gilles Marotte	21	0	6	6	32
Leon Rochefort	76	9	23	32	14	Howie Hughes	21	0	4	4	0
Jimmy Peters	74	15	9	24	10	Garry Monahan	21	0	3	3	12
Ted Irvine	58	11	13	24	28	Juha Widing	4	0	2	2	2
Skip Krake	58	5	17	22	86	Jacques Lemieux	3	0	1	1	0
Bob Wall	70	5	13	18	26	Jim Stanfield	1	0	0	0	0
Bill White	40	4	11	15	21	Gary Croteau	3	0	0	0	0
Dick Duff	32	5	8	13	8	Wayne Rutledge	20	0	0	0	5
Dennis Hextall	28	5	7	12	40	Denis Dejordy	21	0	0	0	0
Larry Cahan	70	4	8	12	52	Gerry Desjardins	43	0	0	0	14
Mike Corrigan	36	6	4	10	30	Team PIM					2
Matt Ravlich	21	3	7	10	34	Team Totals	76	168	264	432	969
Dale Rolfe	55	1	9	10	77						

GOALTENDER	GP	MIN	GA	SO	EN	SA	S%	AVG	W-L-OT
Denis Dejordy	21	1,147	62	0	0	—	—	3.24	5-11-4
Gerry Desjardins	43	2,453	159	3	1	—	—	3.89	7-29-5
Wayne Rutledge	20	960	68	0	0	—	—	4.25	2-12-1
Empty Net Goals			1						
Team Totals	76	4,560	290	3	1	—	—	3.82	14-52-10

RESULTS

1 Oct. 11 @ Montreal	1-5	L	0-1-0	16,454	39 Jan. 15 @ Boston	3-6	L	8-26-5	14,835
2 Oct. 15 @ St. Louis	1-4	L	0-2-0	15,205	40 Jan. 17 @ St. Louis	1-3	L	8-27-5	16,048
3 Oct. 17 @ Oakland	1-5	L	0-3-0	8,351	41 Jan. 18 @ Detroit	1-3	L	8-28-5	12,933
4 Oct. 18 OAKLAND	5-0	W	1-3-0	10,018	42 Jan. 22 TORONTO	2-3	L	8-29-5	8,176
5 Oct. 22 PITTSBURGH	2-0	W	2-3-0	5,558	43 Jan. 24 @ Pittsburgh	2-4	L	8-30-5	7,581
6 Oct. 25 BOSTON	2-3	L	2-4-0	12,019	44 Jan. 25 @ New York	2-3	L	8-31-5	17,250
7 Oct. 29 DETROIT	2-5	L	2-5-0	7,277	45 Jan. 28 NEW YORK	5-4	W	9-31-5	7,662
8 Nov. 1 CHICAGO	1-4	L	2-6-0	8,933	46 Jan. 29 ST. LOUIS	2-3	L	9-32-5	6,758
9 Nov. 5 TORONTO	6-2	W	3-6-0	7,486	47 Jan. 31 DETROIT	1-2	L	9-33-5	13,912
10 Nov. 8 NEW YORK	1-4	L	3-7-0	7,028	48 Feb. 5 MONTREAL	3-5	L	9-34-5	11,310
11 Nov. 10 MONTREAL	3-6	L	3-8-0	10,734	49 Feb. 7 @ Pittsburgh	1-3	L	9-35-5	7,983
12 Nov. 15 @ Pittsburgh	1-3	L	3-9-0	4,855	50 Feb. 8 @ New York	1-5	L	9-36-5	12,250
13 Nov. 16 @ Boston	4-7	L	3-10-0	14,831	51 Feb. 11 NEW YORK	2-6	L	9-37-5	8,866
14 Nov. 19 @ Toronto	4-4	T	3-10-1	6,319	52 Feb. 14 @ St. Louis	1-2	L	9-38-5	16,188
15 Nov. 20 @ Philadelphia	2-3	L	3-11-1	12,141	53 Feb. 15 @ Philadelphia	1-7	L	9-39-5	14,606
16 Nov. 22 @ Minnesota	1-4	L	3-12-1	14,698	54 Feb. 18 BOSTON	5-5	T	9-39-6	10,616
17 Nov. 26 @ Chicago	0-6	L	3-13-1	17,500	55 Feb. 19 PITTSBURGH	1-6	L	9-40-6	5,298
18 Nov. 27 @ Detroit	1-5	L	3-14-1	12,886	56 Feb. 21 ST. LOUIS	2-4	L	9-41-6	9,502
19 Nov. 29 @ St. Louis	1-3	L	3-15-1	16,353	57 Feb. 25 @ Minnesota	3-3	T	9-41-7	12,421
20 Dec. 2 @ Oakland	4-3	W	4-15-1	3,845	58 Feb. 26 @ Pittsburgh	0-1	L	9-42-7	8,826
21 Dec. 3 PHILADELPHIA	1-7	L	4-16-1	6,584	59 Feb. 28 @ Toronto	3-3	T	9-42-8	16,485
22 Dec. 6 OAKLAND	5-3	W	5-16-1	8,247	60 Mar. 1 @ Philadelphia	4-4	T	9-42-9	14,606
23 Dec. 10 PITTSBURGH	0-2	L	5-17-1	5,366	61 Mar. 3 CHICAGO	1-3	L	9-43-9	11,692
24 Dec. 13 ST. LOUIS	1-4	L	5-18-1	7,835	62 Mar. 5 TORONTO	3-5	L	9-44-9	7,445
25 Dec. 15 MINNESOTA	4-4	T	5-18-2	4,997	63 Mar. 7 OAKLAND	5-3	W	10-44-9	8,472
26 Dec. 17 CHICAGO	3-1	W	6-18-2	9,363	64 Mar. 8 @ Oakland	2-2	T	10-44-10	5,262
27 Dec. 20 MINNESOTA	3-3	T	6-18-3	8,479	65 Mar. 12 PITTSBURGH	4-1	W	11-44-10	6,027
28 Dec. 24 @ Toronto	1-8	L	6-19-3	16,352	66 Mar. 14 PHILADELPHIA	3-5	L	11-45-10	8,308
29 Dec. 25 @ Boston	1-7	L	6-20-3	14,831	67 Mar. 15 @ Chicago	2-5	L	11-46-10	16,666
30 Dec. 28 @ New York	3-3	T	6-20-4	17,250	68 Mar. 17 @ Detroit	2-3	L	11-47-10	15,221
31 Dec. 30 MINNESOTA	0-0	T	6-20-5	7,981	69 Mar. 19 MONTREAL	1-6	L	11-48-10	9,120
32 Jan. 1 PHILADELPHIA	4-3	W	7-20-5	6,398	70 Mar. 21 DETROIT	1-4	L	11-49-10	10,209
33 Jan. 3 BOSTON	2-6	L	7-21-5	14,163	71 Mar. 24 ST. LOUIS	0-4	L	11-50-10	6,850
34 Jan. 6 @ Montreal	3-4	L	7-22-5	15,905	72 Mar. 26 PHILADELPHIA	3-2	W	12-50-10	6,048
35 Jan. 8 @ Philadelphia	1-4	L	7-23-5	8,963	73 Mar. 28 MINNESOTA	4-2	W	13-50-10	7,118
36 Jan. 10 @ Minnesota	6-4	W	8-23-5	14,526	74 Mar. 31 @ Minnesota	2-5	L	13-51-10	14,905
37 Jan. 11 @ Chicago	1-3	L	8-24-5	16,666	75 Apr. 3 @ Oakland	1-4	L	13-52-10	9,963
38 Jan. 14 @ Montreal	2-4	L	8-25-5	15,866	76 Apr. 4 OAKLAND	4-1	W	14-52-10	9,128

KINGS 1970-71 SEASON IN REVIEW

Record: 25-40-13 (63 points)
West Division Finish: 5th

General Manager: Larry Regan
Head Coach: Larry Regan
Captain: Bob Pulford

SCORING						PLAYER					
PLAYER	GP	G	A	PTS	PIM	PLAYER	GP	G	A	PTS	PIM
Juha Widing	78	25	40	65	24	Dale Hoganson	70	4	10	14	52
Bob Berry	77	25	38	63	52	Larry Cahan	67	3	11	14	45
Ross Lonsberry	76	25	28	53	80	Paul Curtis	64	1	13	14	82
Mike Byers	72	27	18	45	14	Harry Howell	18	3	8	11	4
Bob Pulford	59	17	26	43	53	Real Lemieux	43	3	6	9	22
Eddie Joyal	69	20	21	41	14	Butch Goring	19	2	5	7	2
Bill Flett	64	13	24	37	57	Eddie Shack	11	2	2	4	8
Gilles Marotte	78	6	27	33	96	Jean Potvin	4	1	3	4	2
Doug Robinson	61	15	13	28	8	Al McDonough	6	2	1	3	0
Ralph Backstrom	33	14	13	27	8	Dick Duff	7	1	0	1	0
Gord Labossiere	45	11	10	21	16	Jim Stanfield	2	0	0	0	0
Noel Price	62	1	19	20	29	Jack Norris	25	0	0	0	0
Matt Ravlich	66	3	16	19	41	Denis Dejordy	60	0	0	0	0
Larry Mickey	65	6	12	18	46	Team PIM					8
Lucien Grenier	68	9	7	16	12	Team Totals	78	239	371	610	775

GOALTENDER	GP	MIN	GA	SO	EN	SA	S%	AVG	W-L-OT
Denis Dejordy	60	3,375	214	1	3	—	—	3.80	18-29-11
Jack Norris	25	1,305	85	0	1	—	—	3.91	7-11-2
Empty Net Goals			4						
Team Totals	78	4,680	303	1	4	—	—	3.88	25-40-13

RESULTS

1	Oct. 10	@	Vancouver	3-1	W	1-0-0	15,062	40	Jan. 13	@	Pittsburgh	2-4	L	11-21-8	7,575
2	Oct. 14		BOSTON	5-8	L	1-1-0	11,584	41	Jan. 14	@	Boston	5-9	L	11-22-8	14,994
3	Oct. 17		OAKLAND	6-1	W	2-1-0	7,946	42	Jan. 16	@	Toronto	1-8	L	11-23-8	16,485
4	Oct. 23		PITTSBURGH	4-2	W	3-1-0	6,903	43	Jan. 17	@	Philadelphia	4-1	W	12-23-8	14,620
5	Oct. 24		ST. LOUIS	3-1	W	4-1-0	10,742	44	Jan. 21		PITTSBURGH	4-2	W	13-23-8	7,587
6	Oct. 28	@	Pittsburgh	3-5	L	4-2-0	5,028	45	Jan. 23		TORONTO	3-2	W	14-23-8	15,242
7	Oct. 29	@	Philadelphia	1-3	L	4-3-0	12,557	46	Jan. 27		BUFFALO	3-3	T	14-23-9	9,050
8	Oct. 31	@	St. Louis	0-3	L	4-4-0	17,854	47	Jan. 30	@	Detroit	3-3	T	14-23-10	13,330
9	Nov. 1		BUFFALO	4-2	W	5-4-0	6,378	48	Jan. 31	@	New York	2-2	T	14-23-11	17,250
10	Nov. 4		TORONTO	3-2	W	6-4-0	8,161	49	Feb. 3	@	Boston	3-7	L	14-24-11	14,444
11	Nov. 7		NEW YORK	2-6	L	6-5-0	12,144	50	Feb. 4	@	Buffalo	2-5	L	14-25-11	9,562
12	Nov. 10	@	Pittsburgh	5-1	W	7-5-0	8,089	51	Feb. 6		MONTREAL	6-3	W	15-25-11	13,312
13	Nov. 11	@	Minnesota	1-3	L	7-6-0	12,551	52	Feb. 10		DETROIT	5-2	W	16-25-11	8,197
14	Nov. 15		DETROIT	4-4	T	7-6-1	8,642	53	Feb. 13	@	Toronto	1-8	L	16-26-11	16,485
15	Nov. 18		NEW YORK	3-5	L	7-7-1	8,166	54	Feb. 14	@	Detroit	0-4	L	16-27-11	10,122
16	Nov. 20	@	Vancouver	1-7	L	7-8-1	14,837	55	Feb. 17		PHILADELPHIA	0-4	L	16-28-11	8,112
17	Nov. 21		VANCOUVER	1-3	L	7-9-1	9,450	56	Feb. 20		BOSTON	5-4	W	17-28-11	16,005
18	Nov. 25	@	California	3-1	W	8-9-1	5,437	57	Feb. 21	@	Chicago	5-7	L	17-29-11	16,666
19	Nov. 28		MINNESOTA	2-3	L	8-10-1	8,437	58	Feb. 24	@	Minnesota	1-5	L	17-30-11	13,075
20	Nov. 29	@	Chicago	3-5	L	8-11-1	16,666	59	Feb. 25		MONTREAL	3-5	L	17-31-11	9,116
21	Dec. 2	@	Toronto	0-7	L	8-12-1	16,329	60	Feb. 27		CHICAGO	1-4	L	17-32-11	14,867
22	Dec. 3	@	Detroit	4-4	T	8-12-2	10,918	61	Feb. 28	@	California	8-3	W	18-32-11	3,493
23	Dec. 6		PHILADELPHIA	4-4	T	8-12-3	7,796	62	Mar. 3		BUFFALO	3-3	T	18-32-12	6,024
24	Dec. 9		NEW YORK	2-2	T	8-12-4	7,903	63	Mar. 6	@	Montreal	2-8	L	18-33-12	16,675
25	Dec. 12	@	Montreal	1-8	L	8-13-4	16,649	64	Mar. 7	@	New York	2-4	L	18-34-12	17,250
26	Dec. 13	@	New York	0-4	L	8-14-4	17,250	65	Mar. 9	@	St. Louis	4-0	W	19-34-12	17,925
27	Dec. 16	@	Boston	4-6	L	8-15-4	14,994	66	Mar. 11		BOSTON	2-7	L	19-35-12	14,316
28	Dec. 17	@	Buffalo	3-4	L	8-16-4	7,278	67	Mar. 13		DETROIT	5-2	W	20-35-12	9,202
29	Dec. 19		PHILADELPHIA	2-2	T	8-16-5	6,733	68	Mar. 16		MINNESOTA	2-7	L	20-36-12	7,057
30	Dec. 20		MONTREAL	7-2	W	9-16-5	10,176	69	Mar. 18		CHICAGO	3-2	W	21-36-12	7,122
31	Dec. 23		CHICAGO	4-6	L	9-17-5	12,198	70	Mar. 20		PITTSBURGH	8-4	W	22-36-12	7,771
32	Dec. 26		CALIFORNIA	9-3	W	10-17-5	8,515	71	Mar. 21	@	California	2-5	L	22-37-12	6,267
33	Dec. 30		VANCOUVER	1-4	L	10-18-5	9,881	72	Mar. 23	@	Minnesota	1-3	L	22-38-12	15,475
34	Jan. 2		MINNESOTA	3-3	T	10-18-6	7,551	73	Mar. 25		TORONTO	5-3	W	23-38-12	7,451
35	Jan. 3		ST. LOUIS	3-7	L	10-19-6	5,724	74	Mar. 27		ST. LOUIS	3-6	L	23-39-12	10,196
36	Jan. 6	@	Chicago	4-2	W	11-19-6	18,500	75	Mar. 30	@	St. Louis	3-4	L	23-40-12	14,479
37	Jan. 7	@	Philadelphia	5-5	T	11-19-7	11,863	76	Mar. 31		VANCOUVER	2-2	T	23-40-13	6,781
38	Jan. 9	@	Montreal	0-1	L	11-20-7	14,114	77	Apr. 3		CALIFORNIA	6-4	W	24-40-13	7,699
39	Jan. 10	@	Buffalo	2-2	T	11-20-8	8,810	78	Apr. 4	@	Vancouver	4-2	W	25-40-13	15,572

KINGS 1971-72 SEASON IN REVIEW

Record: 20-49-9 (49 points)
West Division Finish: 7th

General Manager: Larry Regan
Head Coach: Larry Regan (2-7-1)/
 Fred Glover (18-42-8)
Captain: Bob Pulford

SCORING										
PLAYER	GP	G	A	PTS	PIM	PLAYER	GP	G	A	PTS
Juha Widing	78	27	28	55	26	Mike Byers	28	4	5	9
Ralph Backstrom	76	23	29	52	22	Lucien Grenier	60	3	4	7
Butch Goring	74	21	29	50	2	Al McDonough	31	3	2	5
Bob Berry	78	17	22	39	44	Jean Potvin	39	2	3	5
Real Lemieux	78	13	25	38	28	Bob Woytowich	36	0	4	4
Bob Pulford	73	13	24	37	48	Dale Hoganson	10	1	2	3
Mike Corrigan	56	12	22	34	95	Larry Hillman	22	1	2	3
Gilles Marotte	72	10	24	34	83	Brian Carlin	5	1	0	1
Ross Lonsberry	50	9	14	23	39	Jim Stanfield	4	0	1	1
Serge Bernier	26	11	11	22	12	Bill Mikkelsen	15	0	1	1
Bill Flett	45	7	12	19	18	Denis Dejordy	5	0	0	0
Harry Howell	77	1	17	18	53	Billy Smith	5	0	0	0
Jim Johnson	28	8	9	17	6	Rogie Vachon	28	0	0	0
Doug Barrie	48	3	13	16	47	Gary Edwards	44	0	0	0
Eddie Joyal	44	11	3	14	17	Team PIM				8
Bill Lesuk	27	4	10	14	14	Team Totals	78	206	328	534
Paul Curtis	64	1	12	13	57					719

GOALTENDER	GP	MIN	GA	SO	EN	SA	S%	AVG	W-L-OT
Gary Edwards	44	2,503	150	2	2	—	—	3.60	13-23-5
Rogie Vachon	28	1,586	107	0	0	—	—	4.05	6-18-3
Billy Smith	5	300	23	0	0	—	—	4.60	1-3-1
Denis Dejordy	5	291	23	0	0	—	—	4.74	0-5-0
Empty Net Goals			2						
Team Totals	78	4,680	305	2	2	—	—	3.91	20-49-9

RESULTS

1 Oct. 8 @ California	4-4	T	0-0-1	5,994	40 Jan. 5 @ California	2-6	L	11-28-1	3,143
2 Oct. 10 @ Vancouver	4-3	W	1-0-1	15,570	41 Jan. 8 @ Montreal	2-10	L	11-29-1	16,668
3 Oct. 13 PITTSBURGH	1-4	L	1-1-1	7,828	42 Jan. 9 @ New York	0-8	L	11-30-1	17,250
4 Oct. 16 PHILADELPHIA	0-1	L	1-2-1	8,152	43 Jan. 12 @ Toronto	1-1	T	11-30-2	16,362
5 Oct. 17 @ Chicago	0-4	L	1-3-1	16,666	44 Jan. 13 @ Boston	1-1	T	11-30-3	14,995
6 Oct. 20 @ Pittsburgh	1-8	L	1-4-1	7,529	45 Jan. 15 @ Detroit	4-7	L	11-31-3	12,953
7 Oct. 21 @ Philadelphia	7-0	W	2-4-1	14,120	46 Jan. 16 @ Philadelphia	3-3	T	11-31-4	14,502
8 Oct. 23 MONTREAL	1-3	L	2-5-1	13,829	47 Jan. 19 NEW YORK	1-5	L	11-32-4	7,814
9 Oct. 24 MINNESOTA	3-6	L	2-6-1	6,649	48 Jan. 22 PHILADELPHIA	4-2	W	12-32-4	8,806
10 Oct. 27 BUFFALO	2-3	L	2-7-1	6,036	49 Jan. 23 @ Minnesota	3-5	L	12-33-4	15,135
11 Oct. 30 CHICAGO	1-5	L	2-8-1	11,428	50 Jan. 26 TORONTO	5-3	W	13-33-4	7,325
12 Nov. 3 NEW YORK	1-7	L	2-9-1	7,167	51 Jan. 29 @ Detroit	4-4	T	13-33-5	13,687
13 Nov. 6 TORONTO	2-3	L	2-10-1	10,877	52 Jan. 30 @ Buffalo	2-2	T	13-33-6	13,334
14 Nov. 10 @ New York	1-7	L	2-11-1	17,250	53 Feb. 1 CHICAGO	7-4	W	14-33-6	9,376
15 Nov. 11 @ Buffalo	4-2	W	3-11-1	15,010	54 Feb. 3 MONTREAL	1-1	T	14-33-7	9,441
16 Nov. 13 @ Pittsburgh	4-6	L	3-12-1	9,756	55 Feb. 5 PITTSBURGH	8-1	W	15-33-7	10,102
17 Nov. 14 @ Boston	2-11	L	3-13-1	14,995	56 Feb. 9 @ Minnesota	1-4	L	15-34-7	15,013
18 Nov. 17 @ Toronto	1-5	L	3-14-1	16,338	57 Feb. 10 @ Pittsburgh	1-6	L	15-35-7	6,620
19 Nov. 18 @ Philadelphia	0-2	L	3-15-1	12,436	58 Feb. 12 @ Montreal	5-6	L	15-36-7	17,190
20 Nov. 20 DETROIT	3-1	W	4-15-1	10,193	59 Feb. 13 @ New York	2-4	L	15-37-7	17,250
21 Nov. 23 @ St. Louis	1-3	L	4-16-1	17,770	60 Feb. 16 ST. LOUIS	1-3	L	15-38-7	7,423
22 Nov. 24 BUFFALO	5-3	W	5-16-1	7,092	61 Feb. 17 NEW YORK	4-6	L	15-39-7	7,123
23 Nov. 27 MINNESOTA	1-3	L	5-17-1	10,467	62 Feb. 19 VANCOUVER	5-3	W	16-39-7	8,923
24 Dec. 1 @ Montreal	3-5	L	5-18-1	15,953	63 Feb. 23 ST. LOUIS	0-2	L	16-40-7	6,117
25 Dec. 2 @ Buffalo	0-2	L	5-19-1	15,051	64 Feb. 26 BOSTON	4-5	L	16-41-7	16,005
26 Dec. 4 @ Detroit	1-5	L	5-20-1	11,578	65 Mar. 1 CHICAGO	4-6	L	16-42-7	9,049
27 Dec. 5 @ Chicago	0-7	L	5-21-1	16,666	66 Mar. 4 @ Toronto	2-3	L	16-43-7	16,458
28 Dec. 8 BOSTON	3-5	L	5-22-1	10,778	67 Mar. 5 @ Boston	2-0	W	17-43-7	14,995
29 Dec. 11 ST. LOUIS	4-1	W	6-22-1	7,933	68 Mar. 7 @ St. Louis	2-4	L	17-44-7	17,902
30 Dec. 15 MONTREAL	1-3	L	6-23-1	7,013	69 Mar. 9 PHILADELPHIA	3-5	L	17-45-7	6,618
31 Dec. 18 DETROIT	4-2	W	7-23-1	7,086	70 Mar. 11 BUFFALO	5-3	W	18-45-7	8,252
32 Dec. 21 @ Minnesota	2-3	L	7-24-1	15,257	71 Mar. 15 @ California	2-5	L	18-46-7	4,900
33 Dec. 22 @ St. Louis	2-1	W	8-24-1	17,907	72 Mar. 16 BOSTON	3-8	L	18-47-7	12,969
34 Dec. 25 CALIFORNIA	1-3	L	8-25-1	7,251	73 Mar. 18 PITTSBURGH	4-4	T	18-47-8	7,174
35 Dec. 26 @ Chicago	3-6	L	8-26-1	16,666	74 Mar. 22 DETROIT	3-6	L	18-48-8	6,698
36 Dec. 29 VANCOUVER	3-1	W	9-26-1	8,379	75 Mar. 25 TORONTO	0-4	L	18-49-8	9,892
37 Jan. 1 MINNESOTA	2-3	L	9-27-1	7,971	76 Mar. 29 VANCOUVER	4-2	W	19-49-8	6,615
38 Jan. 2 @ Vancouver	6-3	W	10-27-1	15,572	77 Mar. 31 @ Vancouver	4-4	T	19-49-9	15,572
39 Jan. 4 CALIFORNIA	4-1	W	11-27-1	6,319	78 Apr. 1 CALIFORNIA	9-4	W	20-49-9	10,143

KINGS 1972-73 SEASON IN REVIEW

Record: 31-36-11 (73 points)
West Division Finish: 6th

General Manager: Larry Regan
Head Coach: Bob Pulford
Captain: Terry Harper

SCORING										
PLAYER	GP	G	A	PTS	PIM	PLAYER	GP	G	A	PTS
Juha Widing	77	16	54	70	30	Frank St. Marseille	29	7	4	11
Serge Bernier	75	22	46	68	43	Dan Maloney	14	4	7	11
Mike Corrigan	78	37	30	67	146	Jimmy Peters	77	4	5	9
Bob Berry	78	36	28	64	75	Neil Komadoski	62	1	8	9
Butch Goring	67	28	31	59	2	Terry Harper	77	1	8	9
Ralph Backstrom	63	20	29	49	6	Larry Brown	55	0	7	7
Gilles Marotte	78	6	39	45	70	Doug Volmar	21	4	2	6
Vic Venasky	77	15	19	34	10	Paul Curtis	27	0	5	5
Don Kosatz	72	14	6	20	104	Phil Hoenes	4	0	1	1
Bill Lesuk	67	6	14	20	90	Gary Edwards	27	0	1	1
Real Lemieux	74	5	10	15	19	Rogie Vachon	53	0	1	1
Harry Howell	73	4	11	15	28	Team PIM				14
Barry Long	70	2	13	15	48	Team Totals	78	232	379	611

GOALTENDER	GP	MIN	GA	SO	EN	SA	S%	AVG	W-L-OT
Rogie Vachon	53	3,120	148	4	3	—	—	2.85	22-20-10
Gary Edwards	27	1,560	94	1	0	—	—	3.62	9-16-1
Empty Net Goals			3						
Team Totals	78	4,680	245	5	3	—	—	3.14	31-36-11

RESULTS

1	Oct. 7	@ Pittsburgh	4	L	0-1-0	11,105	40	Jan. 6	@ Toronto	2-4	L	18-18-4	16,485
2	Oct. 8	@ Boston	4-2	W	1-1-0	14,994	41	Jan. 9	@ NY Islanders	2-3	L	19-18-4	10,143
3	Oct. 11	@ Buffalo	3-7	L	1-2-0	15,508	42	Jan. 11	@ Philadelphia	3-2	W	20-18-4	16,600
4	Oct. 12	@ NY Islanders	2-3	L	1-3-0	9,427	43	Jan. 13	@ Pittsburgh	1-3	L	20-19-4	11,506
5	Oct. 14	@ Toronto	4-6	L	1-4-0	16,485	44	Jan. 14	@ Atlanta	1-4	L	20-20-4	11,194
6	Oct. 15	@ Detroit	2-8	L	1-5-0	14,449	45	Jan. 17	NY RANGERS	4-4	T	20-20-5	10,147
7	Oct. 18	PHILADELPHIA	3-4	L	1-6-0	7,554	46	Jan. 19	@ Vancouver	4-0	W	21-20-5	15,570
8	Oct. 21	CHICAGO	3-1	W	2-6-0	11,651	47	Jan. 20	TORONTO	2-6	L	21-21-5	14,640
9	Oct. 24	CALIFORNIA	5-0	W	3-6-0	4,467	48	Jan. 23	@ Minnesota	5-5	T	21-21-6	15,187
10	Oct. 26	ATLANTA	3-1	W	4-6-0	6,155	49	Jan. 24	ST. LOUIS	5-7	L	21-22-6	11,298
11	Oct. 28	PITTSBURGH	5-2	W	5-6-0	9,181	50	Jan. 26	@ Atlanta	3-3	T	21-22-7	15,078
12	Oct. 31	VANCOUVER	4-1	W	6-6-0	5,791	51	Jan. 28	@ Boston	5-6	L	21-23-7	15,003
13	Nov. 2	BOSTON	5-2	W	7-6-0	10,458	52	Jan. 31	@ Pittsburgh	1-4	L	21-24-7	9,048
14	Nov. 4	NY ISLANDERS	9-2	W	8-6-0	13,578	53	Feb. 1	@ Buffalo	3-5	L	21-25-7	15,668
15	Nov. 7	@ St. Louis	3-2	W	9-6-0	18,118	54	Feb. 3	MONTREAL	1-7	L	21-26-7	15,127
16	Nov. 8	@ Atlanta	3-3	T	9-6-1	9,073	55	Feb. 7	PHILADELPHIA	2-1	W	22-26-7	8,708
17	Nov. 11	@ Montreal	2-5	L	9-7-1	17,157	56	Feb. 10	@ Toronto	4-2	W	23-26-7	16,455
18	Nov. 12	@ NY Rangers	1-5	L	9-8-1	17,500	57	Feb. 11	@ Boston	0-2	L	23-27-7	15,003
19	Nov. 14	@ Minnesota	1-4	L	9-9-1	14,905	58	Feb. 13	@ St. Louis	2-4	L	23-28-7	18,356
20	Nov. 15	BUFFALO	3-3	T	9-9-2	9,183	59	Feb. 14	DETROIT	2-2	T	23-28-8	9,473
21	Nov. 17	@ Vancouver	4-8	L	9-10-2	15,570	60	Feb. 17	ATLANTA	3-3	T	23-28-9	11,108
22	Nov. 18	DETROIT	8-3	W	10-10-2	11,824	61	Feb. 18	@ California	4-2	W	24-28-9	4,253
23	Nov. 22	MONTREAL	3-3	T	10-10-3	14,359	62	Feb. 21	NY RANGERS	3-4	L	24-29-9	10,856
24	Nov. 25	MINNESOTA	0-3	L	10-11-3	12,070	63	Feb. 24	BOSTON	5-7	L	24-30-9	16,005
25	Nov. 29	NY RANGERS	2-2	T	10-11-4	9,605	64	Feb. 28	@ Montreal	2-5	L	24-31-9	16,285
26	Dec. 2	ST. LOUIS	3-2	W	11-11-4	9,205	65	Mar. 1	@ Philadelphia	2-0	W	25-31-9	16,600
27	Dec. 5	@ NY Islanders	6-1	W	12-11-4	10,076	66	Mar. 3	ST. LOUIS	2-0	W	26-31-9	17,712
28	Dec. 6	@ Chicago	0-6	L	12-12-4	17,000	67	Mar. 6	BUFFALO	2-2	T	26-31-10	7,867
29	Dec. 9	PITTSBURGH	3-1	W	13-12-4	9,687	68	Mar. 8	CHICAGO	4-1	W	27-31-10	11,121
30	Dec. 13	CHICAGO	3-1	W	14-12-4	9,884	69	Mar. 10	CALIFORNIA	4-2	W	28-31-10	12,159
31	Dec. 16	MONTREAL	1-3	L	14-13-4	12,274	70	Mar. 13	@ Minnesota	2-2	T	28-31-11	15,121
32	Dec. 17	@ Chicago	0-2	L	14-14-4	16,666	71	Mar. 14	PITTSBURGH	2-3	L	28-32-11	8,007
33	Dec. 20	@ Detroit	1-4	L	14-15-4	11,209	72	Mar. 16	@ Vancouver	2-4	L	28-33-11	15,569
34	Dec. 21	@ Philadelphia	3-6	L	14-16-4	16,220	73	Mar. 17	MINNESOTA	3-4	L	28-34-11	12,689
35	Dec. 23	BUFFALO	2-0	W	15-16-4	8,752	74	Mar. 21	TORONTO	5-1	W	29-34-11	9,847
36	Dec. 24	@ California	5-3	W	16-16-4	1,796	75	Mar. 23	DETROIT	5-3	W	30-34-11	14,434
37	Dec. 27	NY ISLANDERS	4-1	W	17-16-4	8,073	76	Mar. 28	CALIFORNIA	2-3	L	30-35-11	10,268
38	Dec. 30	PHILADELPHIA	5-3	W	18-16-4	14,123	77	Mar. 30	@ California	1-3	L	30-36-11	10,262
39	Jan. 3	@ NY Rangers	0-3	L	18-17-4	17,500	78	Mar. 31	VANCOUVER	6-3	W	31-36-11	11,516

KINGS 1973-74 SEASON IN REVIEW

Record: 33-33-12 (78 points)
West Division Finish: 3rd

General Manager: Larry Regan/Jake Milford
Head Coach: Bob Pulford
Captain: Terry Harper

SCORING										
PLAYER	GP	G	A	PTS	PIM	PLAYER	GP	G	A	PTS
Butch Goring	70	28	33	61	2	Terry Harper	77	0	17	17
Juha Widing	71	27	30	57	26	Randy Rota	58	10	6	16
Bob Berry	77	23	33	56	56	Gilles Marotte	22	1	11	12
Bob Nevin	78	20	30	50	12	Vic Venasky	32	6	5	11
Frank St. Marseille	78	14	36	50	40	Neil Komadoski	68	2	4	6
Mike Corrigan	75	16	26	42	119	Phil Hoene	31	2	3	5
Don Kozak	76	21	14	35	54	Larry Brown	45	0	4	14
Dan Maloney	65	15	17	32	113	Bill Lesuk	35	2	1	3
Mike Murphy	53	13	16	29	38	Jimmy Peters	25	2	0	2
Tommy Williams	46	11	17	28	6	Gary Edwards	18	0	0	12
Bob Murdoch	76	8	20	28	85	Real Lemieux	20	0	0	0
Barry Long	60	3	19	22	118	Rogie Vachon	65	0	0	6
Sheldon Kannegiesser	51	3	17	20	49	Team PIM				2
Gene Carr	21	6	11	17	36	Team Totals	78	233	370	603
GOALTENDER	GP	MIN	GA	SO	EN	SA	S%	AVG	W-L-OT	
Rogie Vachon	65	3,751	175	5	5	—	—	2.80	28-26-10	
Gary Edwards	18	929	50	1	1	—	—	3.23	5-7-2	
Empty Net Goals			6							
Team Totals	78	4,680	231	6	6	—	—	2.96	33-33-12	

RESULTS

1 Oct. 10 @ CHICAGO	0-3	L	0-1-0	14,473	40 Jan. 12 @ Detroit	0-6	L	13-20-7	13,103
2 Oct. 13 @ Toronto	3-6	L	0-2-0	16,404	41 Jan. 15 @ Montreal	2-1	W	14-20-7	16,581
3 Oct. 14 @ NY Rangers	1-1	T	0-2-1	17,500	42 Jan. 16 @ Pittsburgh	2-0	W	15-20-7	7,498
4 Oct. 16 @ NY Islanders	4-4	T	0-2-2	8,737	43 Jan. 19 @ Philadelphia	0-2	L	15-21-7	17,007
5 Oct. 18 @ Buffalo	2-6	L	0-3-2	15,858	44 Jan. 20 @ Boston	2-5	L	15-22-7	15,003
6 Oct. 20 PHILADELPHIA	3-0	W	1-3-2	11,734	45 Jan. 23 MINNESOTA	3-1	W	16-22-7	12,563
7 Oct. 24 ATLANTA	6-4	W	2-3-2	8,367	46 Jan. 24 PHILADELPHIA	4-4	T	16-22-8	14,343
8 Oct. 27 DETROIT	2-3	L	2-4-2	10,372	47 Jan. 26 @ Pittsburgh	2-0	W	17-22-8	12,317
9 Oct. 30 @ St. Louis	3-2	W	3-4-2	18,073	48 Jan. 27 @ NY Rangers	5-3	L	17-23-8	17,500
10 Nov. 1 NY RANGERS	2-1	W	4-4-2	10,658	49 Jan. 31 NY ISLANDERS	2-4	L	17-24-8	10,984
11 Nov. 3 ST. LOUIS	3-4	L	4-5-2	11,639	50 Feb. 2 CALIFORNIA	3-1	W	18-24-8	8,654
12 Nov. 7 @ Minnesota	2-5	L	4-6-2	14,972	51 Feb. 6 BUFFALO	5-1	W	19-24-8	7,811
13 Nov. 8 @ Philadelphia	3-2	W	5-6-2	17,007	52 Feb. 9 @ St. Louis	2-1	W	20-24-8	18,514
14 Nov. 10 BUFFALO	3-5	L	5-7-2	12,336	53 Feb. 10 @ Atlanta	6-3	W	21-24-8	13,652
15 Nov. 11 CHICAGO	0-3	L	5-8-2	9,131	54 Feb. 13 @ Chicago	0-4	L	21-25-8	16,666
16 Nov. 14 PHILADELPHIA	4-5	L	5-9-2	10,045	55 Feb. 14 @ Buffalo	2-4	L	21-26-8	15,858
17 Nov. 17 TORONTO	3-4	L	5-10-2	11,332	56 Feb. 16 BOSTON	2-5	L	21-27-8	16,005
18 Nov. 20 @ Detroit	5-6	L	5-11-2	11,088	57 Feb. 19 VANCOUVER	3-4	L	21-28-8	7,916
19 Nov. 24 @ NY Islanders	5-5	T	5-11-3	17,500	58 Feb. 21 NY RANGERS	3-5	L	21-29-8	11,060
20 Nov. 25 @ Boston	1-3	L	5-12-3	15,003	59 Feb. 23 @ Montreal	4-4	T	21-29-9	16,980
21 Nov. 28 @ Montreal	3-5	L	5-13-3	16,231	60 Feb. 24 @ Toronto	3-3	T	21-29-10	16,485
22 Nov. 29 @ Buffalo	1-1	T	5-14-3	15,858	61 Feb. 27 @ Pittsburgh	1-4	L	21-30-10	7,268
23 Dec. 1 MINNESOTA	1-2	L	5-14-4	10,158	62 Feb. 28 @ Atlanta	3-1	W	22-30-10	14,064
24 Dec. 4 @ Vancouver	3-2	W	6-14-4	15,570	63 Mar. 2 ST. LOUIS	4-2	W	23-30-10	14,164
25 Dec. 5 PITTSBURGH	4-1	W	7-14-4	8,056	64 Mar. 5 CALIFORNIA	2-1	W	24-30-10	8,416
26 Dec. 8 ATLANTA	3-0	W	8-14-4	10,535	65 Mar. 7 CHICAGO	3-2	W	25-30-10	10,904
27 Dec. 11 @ Minnesota	3-6	L	8-15-4	14,667	66 Mar. 9 BOSTON	4-4	T	25-30-11	15,355
28 Dec. 13 NY ISLANDERS	3-2	W	9-15-4	9,508	67 Mar. 13 PITTSBURGH	5-1	W	26-30-11	8,437
29 Dec. 15 MONTREAL	2-6	L	9-16-4	10,282	68 Mar. 16 DETROIT	2-0	W	27-30-11	13,014
30 Dec. 18 @ Detroit	4-4	T	9-16-5	10,533	69 Mar. 19 TORONTO	1-1	T	27-30-12	10,337
31 Dec. 19 @ St. Louis	1-3	L	9-17-5	4,115	70 Mar. 21 CALIFORNIA	6-3	W	28-30-12	8,039
32 Dec. 22 MINNESOTA	5-2	W	10-17-5	9,722	71 Mar. 23 VANCOUVER	5-0	W	29-30-12	12,946
33 Dec. 26 @ Chicago	3-3	T	10-17-6	16,666	72 Mar. 24 @ California	7-1	W	30-30-12	3,878
34 Dec. 27 @ Atlanta	4-6	L	10-18-6	15,141	73 Mar. 26 @ Minnesota	1-5	L	30-31-12	14,642
35 Dec. 29 BOSTON	4-1	W	11-18-6	16,005	74 Mar. 28 NY ISLANDERS	4-1	W	31-31-12	8,258
36 Jan. 2 @ California	2-5	L	11-19-6	2,860	75 Mar. 30 MONTREAL	2-5	L	31-32-12	15,833
37 Jan. 5 TORONTO	5-3	W	12-19-6	11,401	76 Apr. 3 ATLANTA	4-2	W	32-32-12	11,519
38 Jan. 8 @ NY Islanders	3-1	W	13-19-6	11,747	77 Apr. 5 @ Vancouver	2-5	L	32-33-12	15,570
39 Jan. 9 @ Chicago	4-4	T	13-19-7	16,666	78 Apr. 6 VANCOUVER	11-1	W	33-33-12	11,112

KINGS 1974-75 SEASON IN REVIEW

Record: 42-17-21 (105 points)
Norris Division Finish: 2nd

General Manager: Jake Milford
Head Coach: Bob Pulford
Captain: Terry Harper

SCORING										
PLAYER	GP	G	A	PTS	PIM	PLAYER	GP	G	A	PTS
Bob Nevin	80	31	41	72	19	Terry Harper	80	5	21	26
Mike Murphy	78	30	38	68	44	Sheldon Kannegiesser	74	2	23	25
Dan Maloney	80	27	39	66	165	Neil Komadoski	74	4	12	16
Butch Goring	60	27	33	60	6	Larry Brown	78	1	15	16
Juha Widing	80	26	34	60	46	Dave Hutchison	68	0	6	6
Frank St. Marseille	80	17	36	53	46	Vic Venasky	17	1	2	3
Bob Berry	80	25	23	48	60	Rogie Vachon	54	0	1	1
Tommy Williams	74	24	22	46	16	Phil Hoene	2	0	0	0
Bob Murdoch	80	13	29	42	116	Jimmy Peters	3	0	0	0
Gene Carr	80	7	32	39	103	Gary Edwards	27	0	0	0
Mike Corrigan	80	13	21	34	61	Team PIM				8
Don Kozak	77	16	15	31	64	Team Totals	80	269	443	712
GOALTENDER	GP	MIN	GA	SO	EN	SA	S%	AVG	W-L-OT	
Rogie Vachon	54	3,239	121	6	2	—	—	2.24	27-14-13	
Gary Edwards	27	1,561	61	3	1	—	—	2.34	15-3-8	
Empty Net Goals			3							
Team Totals	80	4,800	185	9	3	—	—	2.31	42-17-21	

RESULTS

1 Oct. 10 @ Philadelphia	5-3	W	1-0-0	17,007	41 Jan. 11 @ Toronto	7-5	W	23-6-12	16,485
2 Oct. 12 @ Montreal	4-4	T	1-0-1	16,325	42 Jan. 14 @ Washington	6-2	W	24-6-12	8,059
3 Oct. 13 @ Buffalo	4-1	W	2-0-1	15,863	43 Jan. 16 @ Boston	4-1	W	25-6-12	14,283
4 Oct. 15 @ Washington	1-1	T	2-0-2	8,093	44 Jan. 17 @ Atlanta	0-5	L	25-7-12	14,507
5 Oct. 16 @ Toronto	1-1	T	2-0-3	16,332	45 Jan. 19 @ Montreal	6-3	W	26-7-12	18,395
6 Oct. 19 KANSAS CITY	3-0	W	3-0-3	14,384	46 Jan. 23 TORONTO	8-0	W	27-7-12	15,795
7 Oct. 22 PHILADELPHIA	2-4	L	3-1-3	13,558	47 Jan. 25 @ NY Islanders	5-5	T	27-7-13	14,865
8 Oct. 24 BUFFALO	7-2	W	4-1-3	9,305	48 Jan. 26 @ NY Rangers	2-3	L	27-8-13	17,500
9 Oct. 26 CALIFORNIA	5-1	W	5-1-3	11,253	49 Jan. 28 NY RANGERS	5-2	W	28-8-13	13,874
10 Oct. 28 PITTSBURGH	2-0	W	6-1-3	8,119	50 Jan. 30 WASHINGTON	6-4	W	29-8-13	9,764
11 Oct. 31 ST. LOUIS	1-1	T	6-1-4	7,483	51 Feb. 1 MONTREAL	3-5	L	29-9-13	16,005
12 Nov. 2 DETROIT	5-1	W	7-1-4	11,606	52 Feb. 5 PITTSBURGH	2-3	L	29-10-13	11,230
13 Nov. 5 @ St. Louis	4-3	W	8-1-4	17,381	53 Feb. 7 @ Atlanta	1-3	L	29-11-13	13,702
14 Nov. 7 @ Pittsburgh	5-3	W	9-1-4	8,651	54 Feb. 9 @ Chicago	2-1	W	30-11-13	16,000
15 Nov. 9 NY RANGERS	2-2	T	9-1-5	15,672	55 Feb. 12 ATLANTA	2-2	T	30-11-14	12,346
16 Nov. 13 TORONTO	4-0	W	10-1-5	10,043	56 Feb. 15 DETROIT	8-2	W	31-11-14	13,361
17 Nov. 15 @ Vancouver	2-2	T	10-1-6	15,570	57 Feb. 18 @ Washington	6-1	W	32-11-14	9,372
18 Nov. 16 CALIFORNIA	1-2	L	10-2-6	15,274	58 Feb. 19 @ Pittsburgh	2-2	T	32-11-15	12,762
19 Nov. 20 MONTREAL	3-3	T	10-2-7	13,284	59 Feb. 22 BOSTON	6-0	W	33-11-15	16,005
20 Nov. 23 @ Pittsburgh	0-0	T	10-2-8	12,003	60 Feb. 23 @ California	2-2	T	33-11-16	7,855
21 Nov. 24 @ Detroit	4-1	W	11-2-8	12,892	61 Feb. 26 @ Detroit	2-1	W	34-11-16	11,354
22 Nov. 27 NY ISLANDERS	3-3	T	11-2-9	10,959	62 Feb. 27 @ Buffalo	0-5	L	34-12-16	15,863
23 Nov. 30 BOSTON	2-0	W	12-2-9	16,005	63 Mar. 1 MINNESOTA	7-4	W	35-12-16	13,680
24 Dec. 4 MINNESOTA	4-1	W	13-2-9	8,608	64 Mar. 4 KANSAS CITY	7-2	W	36-12-16	9,268
25 Dec. 7 ATLANTA	6-2	W	14-2-9	11,997	65 Mar. 6 NY ISLANDERS	2-4	T	36-12-17	10,268
26 Dec. 11 @ Toronto	4-1	W	15-2-9	16,325	66 Mar. 8 CHICAGO	1-6	L	36-13-17	16,005
27 Dec. 12 @ Boston	1-8	L	15-3-9	13,891	67 Mar. 11 BUFFALO	2-2	T	36-13-18	15,667
28 Dec. 14 @ NY Islanders	0-3	L	15-4-9	14,000	68 Mar. 13 DETROIT	5-5	T	36-13-19	9,663
29 Dec. 15 @ NY Rangers	3-3	T	15-4-10	17,500	69 Mar. 15 @ Montreal	0-3	L	36-14-19	18,734
30 Dec. 18 @ Kansas City	6-0	W	16-4-10	5,983	70 Mar. 16 @ Philadelphia	0-3	L	36-15-19	17,007
31 Dec. 19 WASHINGTON	4-1	W	17-4-10	9,229	71 Mar. 18 @ Minnesota	5-3	W	37-15-19	11,910
32 Dec. 21 MONTREAL	2-2	T	17-4-11	14,294	72 Mar. 20 ST. LOUIS	3-2	W	38-15-19	11,811
33 Dec. 26 VANCOUVER	5-1	W	18-4-11	13,964	73 Mar. 22 PITTSBURGH	4-0	W	39-15-19	14,957
34 Dec. 28 CALIFORNIA	2-3	L	18-5-11	9,920	74 Mar. 26 WASHINGTON	5-1	W	40-15-19	10,636
35 Dec. 30 @ Detroit	3-2	W	19-5-11	12,381	75 Mar. 28 @ Vancouver	2-4	L	40-16-19	15,569
36 Dec. 31 @ Chicago	3-1	W	20-5-11	13,000	76 Mar. 29 VANCOUVER	3-3	T	40-16-20	13,601
37 Jan. 2 BOSTON	2-5	L	20-6-11	16,005	77 Apr. 1 @ Kansas City	1-3	L	40-17-20	8,487
38 Jan. 4 PHILADELPHIA	2-2	T	20-6-12	16,005	78 Apr. 2 @ St. Louis	5-2	W	41-17-20	18,511
39 Jan. 8 @ Minnesota	4-2	W	21-6-12	12,612	79 Apr. 5 CALIFORNIA	5-3	W	42-17-20	13,904
40 Jan. 9 @ Buffalo	5-2	W	22-6-12	15,863	80 Apr. 6 @ California	1-1	T	42-17-21	5,159

KINGS 1975-76 SEASON IN REVIEW

Record: 38-33-9 (85 points)
Norris Division Finish: 2nd

General Manager: Jake Milford
Head Coach: Bob Pulford
Captain: Mike Murphy

SCORING											
PLAYER	GP	G	A	PTS	PIM	PLAYER	GP	G	A	PTS	PIM
Marcel Dionne	80	40	54	94	38	Neil Komadoski	80	3	15	18	165
Butch Goring	80	33	40	73	8	Sheldon Kannegiesser	70	4	9	13	36
Mike Murphy	80	26	42	68	61	Dave Hutchison	50	0	10	10	181
Bob Nevin	77	13	42	55	14	Ab DeMarco	30	4	3	7	6
Don Kozak	62	20	24	44	94	Larry Brown	74	2	5	7	33
Vic Venasky	80	18	26	44	12	Dennis Abgrall	13	0	2	2	4
Mike Corrigan	71	22	21	43	71	Bart Crashley	4	0	1	1	6
Bob Berry	80	20	22	42	37	Jim Witherspoon	2	0	0	0	2
Tommy Williams	70	19	20	39	14	Bert Wilson	13	0	0	0	17
Bob Murdoch	80	6	29	35	103	Gary Edwards	29	0	0	0	2
Frank St. Marseille	68	10	16	26	20	Rogie Vachon	51	0	0	0	0
Gary Sargent	63	8	16	24	36	Team PIM					20
Juha Widing	67	7	15	22	26	Team Totals	80	263	423	686	1,022
Gene Carr	38	8	11	19	16						

GOALTENDER	GP	MIN	GA	SO	EN	SA	S%	AVG	W-L-OT
Rogie Vachon	51	3,060	160	5	1	—	—	3.14	26-20-5
Gary Edwards	29	1,740	103	0	1	—	—	3.55	12-13-4
Empty Net Goals			2						
Team Totals	80	4,800	265	5	2	—	—	3.31	38-33-9

RESULTS

1	Oct. 8	@ Montreal	0-9	L	0-1-0	15,221	41	Jan. 7	@ Kansas City	5-2	W	22-17-2	6,273
2	Oct. 11	@ NY Islanders	0-7	L	0-2-0	14,865	42	Jan. 8	@ Philadelphia	4-6	L	22-18-2	17,007
3	Oct. 12	@ NY Rangers	6-4	W	1-2-0	17,500	43	Jan. 10	@ Toronto	3-4	L	22-19-2	16,447
4	Oct. 15	WASHINGTON	4-3	W	2-2-0	10,092	44	Jan. 13	@ Atlanta	3-0	W	23-19-2	10,814
5	Oct. 17	@ Vancouver	5-3	W	3-2-0	15,570	45	Jan. 15	@ Boston	0-4	L	23-20-2	13,769
6	Oct. 18	CALIFORNIA	5-3	W	4-2-0	12,217	46	Jan. 17	@ Montreal	2-4	L	23-21-2	16,702
7	Oct. 21	@ St. Louis	1-6	L	4-3-0	16,383	47	Jan. 18	@ Detroit	8-3	W	24-21-2	10,680
8	Oct. 22	@ Chicago	5-3	W	5-3-0	9,300	48	Jan. 22	TORONTO	6-3	W	25-21-2	13,177
9	Oct. 24	@ Atlanta	1-7	L	5-4-0	10,943	49	Jan. 24	@ NY Islanders	0-5	L	25-22-2	14,865
10	Oct. 26	MINNESOTA	4-2	W	6-4-0	10,786	50	Jan. 25	@ NY Rangers	4-1	W	26-22-2	17,500
11	Oct. 28	WASHINGTON	6-0	W	7-4-0	8,412	51	Jan. 27	WASHINGTON	2-0	W	27-22-2	11,390
12	Oct. 30	PITTSBURGH	4-0	W	8-4-0	10,231	52	Jan. 29	DETROIT	3-3	T	27-23-2	12,228
13	Nov. 1	ATLANTA	3-1	W	9-4-0	13,051	53	Jan. 31	MONTREAL	7-3	W	28-23-2	16,005
14	Nov. 5	@ Washington	3-1	W	10-4-0	12,527	54	Feb. 4	BUFFALO	3-4	L	28-23-3	11,635
15	Nov. 6	@ Philadelphia	1-1	T	10-4-1	17,077	55	Feb. 7	PITTSBURGH	3-7	L	28-24-3	11,606
16	Nov. 8	NY RANGERS	3-1	W	11-4-1	16,005	56	Feb. 10	@ Washington	2-2	T	28-24-4	7,243
17	Nov. 11	CALIFORNIA	2-3	L	11-5-1	10,842	57	Feb. 11	@ Chicago	7-4	W	29-24-4	14,200
18	Nov. 13	NY ISLANDERS	4-3	W	12-5-1	10,827	58	Feb. 14	@ Montreal	2-2	T	29-24-5	16,771
19	Nov. 15	TORONTO	1-1	T	12-5-2	14,456	59	Feb. 15	@ Pittsburgh	4-6	L	29-25-5	11,098
20	Nov. 19	CHICAGO	2-4	L	12-6-2	12,645	60	Feb. 17	MINNESOTA	2-1	W	30-25-5	10,727
21	Nov. 22	@ Pittsburgh	3-6	L	12-7-2	10,089	61	Feb. 18	ST. LOUIS	2-2	T	30-25-6	10,574
22	Nov. 23	@ Detroit	1-4	L	12-8-2	14,565	62	Feb. 21	PHILADELPHIA	3-3	T	30-25-7	16,005
23	Nov. 25	@ Boston	2-4	L	12-9-2	13,903	63	Feb. 26	CHICAGO	6-2	L	30-26-7	11,928
24	Nov. 26	@ Washington	2-7	L	12-10-2	6,282	64	Feb. 28	@ Detroit	3-1	W	31-26-7	11,178
25	Nov. 29	BUFFALO	8-3	W	13-10-2	13,993	65	Feb. 29	@ Buffalo	1-5	L	31-27-7	16,433
26	Dec. 2	ATLANTA	5-3	W	14-10-2	8,575	66	Mar. 3	BOSTON	3-5	L	31-28-7	12,510
27	Dec. 3	@ California	3-2	W	15-10-2	4,542	67	Mar. 6	TORONTO	1-4	L	31-29-7	13,799
28	Dec. 6	DETROIT	3-2	W	16-10-2	15,360	68	Mar. 9	VANCOUVER	6-1	W	32-29-7	10,108
29	Dec. 10	ST. LOUIS	5-0	W	17-10-2	9,303	69	Mar. 11	NY RANGERS	4-3	W	33-29-7	10,122
30	Dec. 13	PHILADELPHIA	4-6	L	17-11-2	16,005	70	Mar. 13	DETROIT	1-4	L	33-30-7	11,534
31	Dec. 17	MONTREAL	1-2	L	17-12-2	15,445	71	Mar. 16	BUFFALO	2-4	L	33-31-7	9,500
32	Dec. 20	PITTSBURGH	1-5	L	17-13-2	9,404	72	Mar. 20	MONTREAL	4-3	W	34-31-7	16,005
33	Dec. 22	@ Toronto	3-4	L	17-14-2	16,485	73	Mar. 21	@ Minnesota	4-4	T	34-31-8	8,695
34	Dec. 23	@ Boston	4-3	W	18-14-2	13,336	74	Mar. 24	NY ISLANDERS	1-1	T	34-31-9	11,267
35	Dec. 26	@ California	4-2	W	19-14-2	8,113	75	Mar. 26	@ Vancouver	3-4	L	34-32-9	15,612
36	Dec. 27	KANSAS CITY	9-4	W	20-14-2	13,470	76	Mar. 27	VANCOUVER	7-3	W	35-32-9	13,571
37	Dec. 29	@ Minnesota	1-2	L	20-15-2	10,241	77	Mar. 30	@ Kansas City	8-6	W	36-32-9	7,123
38	Dec. 31	@ Pittsburgh	1-5	L	20-16-2	8,993	78	Mar. 31	@ St. Louis	2-1	W	37-32-9	16,429
39	Jan. 1	@ Buffalo	9-6	W	21-16-2	16,433	79	Apr. 3	KANSAS CITY	5-1	W	38-32-9	13,618
40	Jan. 3	BOSTON	0-3	L	21-17-2	16,005	80	Apr. 4	@ California	2-5	L	38-33-9	6,442

KINGS 1976-77 SEASON IN REVIEW

Record: 34-31-15 (83 points)
Norris Division Finish: 2nd

General Manager: Jake Milford
Head Coach: Bob Pulford
Captain: Mike Murphy

SCORING											
PLAYER	GP	G	A	PTS	PIM	PLAYER	GP	G	A	PTS	PIM
Marcel Dionne	80	53	69	122	12	Juha Widing	47	3	8	11	8
Butch Goring	78	30	55	85	6	Bert Wilson	77	4	3	7	64
Tommy Williams	80	35	39	74	14	Larry Brown	55	1	6	7	24
Mike Murphy	76	25	36	61	58	Ab DeMarco	33	3	3	6	6
Gary Sargent	80	14	40	54	65	Lorne Stampler	7	2	1	3	2
Vic Venasky	80	14	26	40	18	Steve Clippingdale	16	1	2	3	9
Bob Berry	69	13	25	38	20	Sheldon Kannegiesser	39	1	1	2	28
Don Kozak	79	15	17	32	89	Russ Walker	16	1	0	1	35
Bob Murdoch	70	9	23	32	79	Rogie Vachon	68	0	1	1	2
Dave Schultz	76	10	20	30	232	Jim Moxey	1	0	0	0	2
Frank St. Marseille	49	6	22	28	16	Gary Simmons	4	0	0	0	0
Gene Carr	68	15	12	27	25	Gary Edwards	10	0	0	0	0
Dave Hutchison	70	6	11	17	220	Team PIM					14
Glenn Goldup	28	7	6	13	29	Team Totals	80	271	435	706	1,186
Neil Komadoski	68	3	9	12	109						
GOALTENDER											
	GP	MIN	GA	SO	EN	SA	S%	AVGW	L-OT		
Rogie Vachon	68	4,059	184	8	1	—	—	2.72	33-23-12		
Gary Simmons	4	240	16	0	1	—	—	4.00	1-2-1		
Gary Edwards	10	501	39	0	0	—	—	4.67	0-6-2		
Empty Net Goals			2								
Team Totals	80	4,800	241	8	2	—	—	3.01	34-31-15		

RESULTS

1	Oct. 6	@ Cleveland	2-2	T	0-0-1	8,899	41	Jan. 5	@ Minnesota	2-5	L	13-18-10	6,912
2	Oct. 7	@ Atlanta	2-4	L	0-1-1	9,140	42	Jan. 8	@ Philadelphia	1-6	L	13-19-10	17,077
3	Oct. 9	@ Pittsburgh	7-4	W	1-1-1	10,131	43	Jan. 9	@ NY Rangers	5-4	W	14-19-10	17,500
4	Oct. 10	@ Philadelphia	0-1	L	1-2-1	17,077	44	Jan. 12	@ Toronto	2-3	L	14-20-10	16,485
5	Oct. 13	@ Toronto	4-4	T	1-2-2	16,485	45	Jan. 13	@ Boston	3-4	L	14-21-10	10,760
6	Oct. 16	WASHINGTON	7-1	W	2-2-2	12,859	46	Jan. 15	@ Montreal	0-6	L	14-22-10	16,563
7	Oct. 17	ST. LOUIS	6-2	W	3-2-2	10,935	47	Jan. 18	TORONTO	6-3	W	15-22-10	12,644
8	Oct. 20	@ NY Rangers	4-2	W	4-2-2	17,500	48	Jan. 20	PITTSBURGH	5-3	W	16-22-10	12,174
9	Oct. 21	@ Washington	5-5	T	4-2-3	7,098	49	Jan. 22	NY RANGERS	6-0	W	17-22-10	13,606
10	Oct. 23	BOSTON	2-4	L	4-3-3	15,094	50	Jan. 26	MINNESOTA	2-3	L	17-23-10	10,131
11	Oct. 26	DETROIT	3-2	W	5-3-3	10,073	51	Jan. 29	@ NY Islanders	4-0	W	18-23-10	15,317
12	Oct. 28	ATLANTA	5-1	W	6-3-3	9,104	52**	Jan. 30	@Buffalo (Postponed to Thur., Mar. 3-Snowstorm)				
13	Oct. 30	CLEVELAND	4-3	W	7-3-3	10,840	53	Feb. 2	WASHINGTON	7-2	W	19-23-10	9,960
14	Nov. 2	@ Pittsburgh	1-7	L	7-4-3	7,597	54	Feb. 5	MONTREAL	3-3	T	19-23-11	16,005
15	Nov. 3	@ Cleveland	4-2	W	8-4-3	3,157	55	Feb. 8	@ NY Islanders	1-4	L	19-24-11	15,317
16	Nov. 5	@ Vancouver	1-4	L	8-5-3	15,644	56	Feb. 9	@ Cleveland	3-6	L	19-25-11	3,225
17	Nov. 6	NY RANGERS	3-3	T	8-5-4	12,784	57	Feb. 12	PITTSBURGH	2-3	L	19-26-11	12,276
18	Nov. 10	TORONTO	2-2	T	8-5-5	12,338	58	Feb. 15	NY ISLANDERS	3-0	W	20-26-11	10,256
19	Nov. 13	@ Detroit	3-3	T	8-5-6	10,217	59	Feb. 17	ATLANTA	3-4	L	20-27-11	11,059
20	Nov. 14	@ Chicago	4-5	L	8-6-6	12,400	60	Feb. 19	BOSTON	2-0	W	21-27-11	14,178
21	Nov. 16	CLEVELAND	0-0	T	8-6-7	9,724	61	Feb. 22	ST. LOUIS	4-0	W	22-27-11	10,650
22	Nov. 18	NY ISLANDERS	1-3	L	8-7-7	11,904	62	Feb. 24	VANCOUVER	2-2	T	22-27-12	10,261
23	Nov. 20	BUFFALO	3-4	L	8-8-7	12,568	63	Feb. 26	@ Detroit	4-3	W	23-27-12	9,117
24	Nov. 24	CHICAGO	4-5	L	8-9-7	12,598	64	Feb. 27	@ Buffalo	5-1	W	24-27-12	16,433
25	Nov. 27	MONTREAL	3-4	L	8-9-7	16,005	65	Mar. 1	@ Washington	3-2	W	25-27-12	10,970
26	Nov. 28	@ Colorado	6-6	T	8-10-8	5,697	66	Mar. 2	@ Pittsburgh	5-0	W	26-27-12	9,226
27	Dec. 1	@ Toronto	3-6	L	8-11-8	16,384	52**	Mar. 3	@ Buffalo	2-7	L	26-28-12	16,433
28	Dec. 2	@ Montreal	3-3	T	8-11-9	16,024	67	Mar. 5	PITTSBURGH	3-3	T	26-28-13	16,005
29	Dec. 4	DETROIT	4-1	W	9-11-9	11,140	68	Mar. 8	CHICAGO	7-1	W	27-28-13	11,968
30	Dec. 8	COLORADO	3-3	T	9-11-10	10,746	69	Mar. 10	WASHINGTON	6-0	W	28-28-13	11,826
31	Dec. 11	BUFFALO	2-4	L	9-12-10	11,116	70	Mar. 13	@ Boston	2-2	T	28-28-14	12,024
32	Dec. 14	@ Washington	4-2	W	10-12-10	7,359	71	Mar. 14	@ Montreal	0-3	L	28-29-14	17,356
33	Dec. 15	@ Atlanta	3-1	W	11-12-10	11,264	72	Mar. 17	DETROIT	3-2	W	29-29-14	14,580
34	Dec. 18	MONTREAL	0-2	L	11-13-10	14,764	73	Mar. 19	PHILADELPHIA	3-5	L	29-30-14	16,005
35	Dec. 22	VANCOUVER	2-3	L	11-14-10	11,987	74	Mar. 22	@ St. Louis	2-4	L	29-31-14	12,417
36	Dec. 27	@ Detroit	3-4	W	12-14-10	11,102	75	Mar. 23	@ Chicago	3-1	W	30-31-14	9,200
37	Dec. 28	@ Minnesota	7-8	L	12-15-10	9,312	76	Mar.26	BUFFALO	6-4	W	31-31-14	15,288
38	Dec. 30	PHILADELPHIA	0-2	L	12-16-10	16,005	77	Mar. 29	@ Vancouver	3-3	T	31-31-15	15,641
39	Jan. 1	BOSTON	5-2	W	13-16-10	11,337	78	Mar. 31	COLORADO	7-5	W	32-31-15	11,302
40	Jan. 4	@ St. Louis	3-4	L	13-17-10	8,183	79	Apr. 2	MINNESOTA	7-2	W	33-31-15	13,419
							80	Apr. 3	@ Colorado	6-4	W	34-31-15	13,296

KINGS 1977-78 SEASON IN REVIEW

Record: 31-34-15 (77 points)
Norris Division Finish: 3rd

General Manager: George Maguire
Head Coach: Ron Stewart
Captain: Mike Murphy

SCORING											
PLAYER	GP	G	A	PTS	PIM	PLAYER	GP	G	A	PTS	PIM
Marcel Dionne	70	36	43	79	37	Dave Hutchison	44	0	10	10	71
Butch Goring	80	37	36	73	2	Larry Brown	57	1	8	9	23
Mike Murphy	72	20	36	56	48	Neil Komadoski	25	0	6	6	24
Syl Apps, Jr.	70	19	26	45	18	Rob Palmer	48	0	3	3	27
Dave Taylor	64	22	21	43	47	Gene Carr	5	2	0	2	4
Gary Sargent	72	7	34	41	52	Dave Schultz	8	2	0	2	27
Tommy Williams	58	15	22	37	9	Darryl Edestrand	13	0	2	2	15
Randy Manery	79	6	27	33	61	Russ Walker	1	0	0	0	6
Glenn Goldup	66	14	18	32	66	Larry Carriere	2	0	0	0	0
Pete Sternkowski	80	13	18	31	33	Lorne Stamler	2	0	0	0	0
Danny Grant	41	10	19	29	2	Charlie Simmer	3	0	0	0	2
Ernie Hicke	41	9	15	24	18	Steve Short	5	0	0	0	2
Bert Wilson	79	7	16	23	127	Gary Simmons	14	0	0	0	6
Hartland Monahan	64	10	9	19	45	Rogie Vachon	70	0	0	0	2
Bob Murdoch	76	2	17	19	68	Team PIM					10
Don Kozak	43	8	5	13	45	Team Totals	80	243	401	644	903
Vic Venasky	71	3	10	13	6						
GOALTENDER											
	GP	MIN	GA	SO	EN	SA	S%	AVG	W-L-OT		
Rogie Vachon	70	4,107	196	4	4	—	—	2.86	29-27-13		
Gary Simmons	14	693	44	0	1	—	—	3.81	2-7-2		
Empty Net Goals			5								
Team Totals	80	4,800	245	4	5	—	—	3.06	31-34-15		

RESULTS

1 Oct. 12 CLEVELAND	2-0	W	1-0-0	11,643	41 Jan. 12 @ Boston	1-6	L	17-15-9	14,202
2 Oct. 15 DETROIT	4-2	W	2-0-0	10,464	42 Jan. 14 @ Atlanta	8-4	W	18-15-9	11,114
3 Oct. 18 @ NY Islanders	0-0	T	2-0-1	12,254	43 Jan. 18 NY RANGERS	0-3	L	18-16-9	11,934
4 Oct. 19 @ Cleveland	1-3	L	2-1-1	3,252	44 Jan. 20 @ Colorado	2-5	L	18-17-9	6,681
5 Oct. 22 BOSTON	3-4	L	2-2-1	14,638	45 Jan. 21 TORONTO	2-1	W	19-17-9	13,497
6 Oct. 25 @ Vancouver	1-3	L	2-3-1	14,000	46 Jan. 26 ST. LOUIS	5-1	W	20-17-9	10,392
7 Oct. 26 NY ISLANDERS	2-2	T	2-3-2	10,638	47 Jan. 28 @ Montreal	3-6	L	20-18-9	17,280
8 Oct. 29 @ Montreal	5-3	W	3-3-2	16,108	48 Jan. 29 @ NY Rangers	4-1	W	21-18-9	17,500
9 Oct. 30 @ NY Rangers	5-3	W	4-3-2	17,500	49 Feb. 1 WASHINGTON	8-3	W	22-18-9	8,301
10 Nov. 1 @ St. Louis	2-7	L	4-4-2	9,715	50 Feb. 4 MONTREAL	5-5	T	22-18-10	16,005
11 Nov. 3 TORONTO	4-2	W	5-4-2	12,654	51 Feb. 7 DETROIT	1-2	L	22-19-10	10,748
12 Nov. 5 NY RANGERS	3-1	W	6-4-2	12,215	52 Feb. 9 ATLANTA	2-4	L	22-20-10	10,045
13 Nov. 8 @ Washington	5-1	W	7-4-2	7,473	53 Feb. 11 PITTSBURGH	3-3	T	22-20-11	12,246
14 Nov. 10 @ Boston	2-5	L	7-5-2	11,428	54 Feb. 14 @ NY Islanders	2-3	L	22-21-11	14,914
15 Nov. 12 MINNESOTA	2-2	T	7-5-3	12,401	55 Feb. 16 @ Buffalo	0-5	L	22-22-11	16,433
16 Nov. 16 CLEVELAND	1-1	T	7-5-4	10,649	56 Feb. 18 @ Pittsburgh	1-1	T	22-22-12	16,033
17 Nov. 19 MONTREAL	2-4	L	7-6-4	16,005	57 Feb. 19 @ Detroit	1-5	L	22-23-12	16,497
18 Nov. 23 CHICAGO	8-3	W	8-6-4	11,729	58 Feb. 21 @ Washington	4-1	W	23-23-12	9,170
19 Nov. 24 PITTSBURGH	5-3	W	9-6-4	9,835	59 Feb. 11 @ Minnesota	1-4	L	23-24-12	9,049
20 Nov. 26 @ Atlanta	4-4	T	9-6-5	13,773	60 Feb. 25 BOSTON	2-4	L	23-25-12	16,005
21 Nov. 27 @ Philadelphia	0-2	L	9-7-5	17,077	61 Feb. 28 CLEVELAND	4-2	W	24-25-12	9,529
22 Nov. 29 WASHINGTON	4-2	W	10-7-5	9,669	62 Mar. 2 COLORADO	5-2	W	25-25-12	9,801
23 Dec. 1 PHILADELPHIA	2-4	L	10-8-5	12,371	63 Mar. 4 CHICAGO	3-6	L	25-26-12	12,546
24 Dec. 3 ATLANTA	4-1	W	11-8-5	11,168	64 Mar. 8 @ Toronto	5-1	W	26-26-12	16,485
25 Dec. 6 @ St. Louis	6-1	W	12-8-5	9,270	65 Mar. 9 @ Buffalo	3-3	T	26-26-13	16,433
26 Dec. 8 @ Pittsburgh	5-3	W	13-8-5	9,117	66 Mar. 11 @ Montreal	3-5	L	26-27-13	17,131
27 Dec. 10 TORONTO	0-3	L	13-9-5	13,532	67 Mar. 12 @ Boston	3-9	L	26-28-13	14,602
28 Dec. 15 BUFFALO	3-7	L	13-10-5	11,645	68 Mar. 14 PITTSBURGH	4-2	W	27-28-13	12,084
29 Dec. 17 WASHINGTON	1-2	L	13-11-5	8,125	69 Mar. 16 DETROIT	3-3	T	27-28-14	10,256
30 Dec. 19 VANCOUVER	3-2	W	14-11-5	9,946	70 Mar. 18 MONTREAL	3-6	L	27-29-14	16,005
31 Dec. 21 MINNESOTA	8-1	W	15-11-5	9,648	71 Mar. 21 BUFFALO	2-6	L	27-30-14	11,027
32 Dec. 22 @ Chicago	4-0	W	16-11-5	9,072	72 Mar. 23 @ Minnesota	3-1	W	28-30-14	7,715
33 Dec. 28 NY ISLANDERS	3-4	L	16-12-5	16,005	73 Mar. 24 @ Cleveland	4-3	W	29-30-14	4,744
34 Dec. 29 @ Colorado	2-2	T	16-12-6	9,527	74 Mar. 27 @ Toronto	0-3	L	29-31-14	16,485
35 Jan. 1 COLORADO	0-1	W	17-12-6	10,797	75 Mar. 29 @ Chicago	1-5	L	29-32-14	10,957
36 Jan. 4 @ Washington	5-4	L	17-13-6	9,823	76 Mar. 30 @ Detroit	4-0	W	30-32-14	16,654
37 Jan. 5 @ Philadelphia	4-4	T	17-13-7	17,077	77 Apr. 1 PHILADELPHIA	2-4	L	30-33-13	15,350
38 Jan. 7 @ Pittsburgh	3-3	T	17-13-8	13,921	78 Apr. 5 ST. LOUIS	2-3	L	30-34-14	9,090
39 Jan. 8 @ Detroit	3-4	L	17-14-8	12,098	79 Apr. 7 @ Vancouver	5-5	T	30-34-15	15,613
40 Jan. 11 @ Buffalo	3-3	T	17-14-9	16,433	80 Apr. 8 VANCOUVER	5-3	W	31-34-15	11,218

KINGS 1978-79 SEASON IN REVIEW

Record: 34-34-12 (80 points)
Norris Division Finish: 3rd

General Manager: George Maguire
Head Coach: Bob Berry
Captain: Mike Murphy

SCORING											
PLAYER	GP	G	A	PTS	PIM	PLAYER	GP	G	A	PTS	PIM
Marcel Dionne	80	59	71	130	30	Vic Venasky	73	4	13	17	8
Dave Taylor	78	43	48	91	124	Bob Murdoch	32	3	12	15	46
Butch Goring	80	36	51	87	16	Mark Heaslip	69	4	9	13	45
Charlie Simmer	38	21	27	48	16	Richard Mulhern	36	2	9	11	23
Mike Murphy	64	16	29	45	38	Doug Halward	27	1	5	6	13
Rob Palmer	78	4	41	45	26	Randy Holt	36	0	6	6	202
Glenn Goldup	73	15	22	37	89	Darryl Edestrand	55	1	4	5	46
Syl Apps, Jr.	80	7	30	37	29	Brian Glennie	18	2	2	4	22
Randy Manery	71	8	27	35	64	Nick Beverley	7	0	3	3	0
Steve Jensen	72	23	8	31	57	Mario Lessard	49	0	2	2	8
Murray Wilson	58	11	15	26	14	Scott Garland	6	0	1	1	24
Tommy Williams	44	10	15	25	8	Ron Grahame	34	0	1	1	6
Danny Grant	35	10	11	21	8	Team PIM					12
Rick Hampton	49	3	17	20	22	Team Totals	80	292	489	781	1,134
Bert Wilson	73	9	10	19	138						
GOALTENDER											
	GP	MIN	GA	SO	EN	SA	S%	AVG	W-L-OT		
Mario Lessard	49	2,860	148	4	2	—	—	3.10	23-15-10		
Ron Grahame	34	1,940	136	0	0	—	—	4.21	11-19-2		
Empty Net Goals			2								
Team Totals	80	4,800	286	4	2	—	—	3.57	34-34-12		

RESULTS

1	Oct. 11	WASHINGTON	4	L	0-1-0	8,318	41	Jan. 9	@ NY Islanders	1-7	L	17-18-6	14,995
2	Oct. 14	ST. LOUIS	6-2	W	1-1-0	7,566	42	Jan. 10	@ Chicago	0-3	L	17-19-6	8,221
3	Oct. 18	BOSTON	2-3	L	1-2-0	8,564	43	Jan. 13	@ Detroit	7-3	W	18-19-6	14,447
4	Oct. 20	@ Washington	6-4	W	2-2-0	8,303	44	Jan. 14	@ Boston	6-3	W	19-19-6	13,424
5	Oct. 22	@ Montreal	4-8	L	2-3-0	16,089	45	Jan. 17	MONTREAL	3-7	L	19-20-6	13,257
6	Oct. 24	@ Atlanta	2-7	L	2-4-0	8,526	46	Jan. 20	TORONTO	2-3	L	19-21-6	12,793
7	Oct. 26	BUFFALO	6-0	W	3-4-0	7,238	47	Jan. 24	PITTSBURGH	4-1	W	20-21-6	9,680
8	Oct. 28	WASHINGTON	5-1	W	4-4-0	7,347	48	Jan. 25	DETROIT	6-6	T	20-21-7	9,974
9	Nov. 1	TORONTO	2-4	L	4-5-0	9,048	49	Jan. 27	@ Pittsburgh	3-5	L	20-22-7	14,274
10	Nov. 4	NY RANGERS	3-7	L	4-6-0	10,625	50	Jan. 28	@ Boston	5-3	W	21-22-7	13,591
11	Nov. 8	PHILADELPHIA	3-5	L	4-7-0	8,163	51	Jan. 30	@ St. Louis	1-7	L	21-23-7	7,046
12	Nov. 11	MINNESOTA	8-1	W	5-7-0	8,409	52	Jan. 31	@ Washington	3-5	L	21-24-7	7,966
13	Nov. 12	@ Chicago	4-1	W	6-7-0	11,328	53	Feb. 3	NY RANGERS	4-2	W	22-24-7	13,471
14	Nov. 14	@ St. Louis	4-2	W	7-7-0	8,951	54	Feb. 4	@ Colorado	4-1	W	23-24-7	6,821
15	Nov. 16	MONTREAL	6-3	W	8-7-0	10,292	55	Feb. 14	@ Detroit	3-2	W	24-24-7	13,914
16	Nov. 18	PITTSBURGH	1-3	L	8-8-0	9,171	56	Feb. 15	@ Montreal	2-2	T	24-24-8	16,198
17	Nov. 20	CHICAGO	4-3	W	9-8-0	7,629	57	Feb. 17	@ Toronto	2-5	L	24-25-8	16,485
18	Nov. 22	DETROIT	3-3	T	9-8-1	10,336	58	Feb. 19	NY ISLANDERS	3-8	L	24-26-8	13,744
19	Nov. 25	@ Minnesota	4-1	W	10-8-1	8,833	59	Feb. 21	BOSTON	3-1	W	25-26-8	10,913
20	Nov. 26	@ Detroit	2-4	L	10-9-1	15,114	60	Feb. 24	PHILADELPHIA	3-4	L	25-27-8	13,290
21	Nov. 29	NY ISLANDERS	5-5	T	10-9-2	8,579	61	Feb. 26	VANCOUVER	2-0	W	26-27-8	8,387
22	Dec. 2	DETROIT	5-2	W	11-9-2	11,688	62	Feb. 28	WASHINGTON	3-3	T	26-27-9	8,174
23	Dec. 4	WASHINGTON	10-2	W	12-9-2	7,324	63	Mar. 3	CHICAGO	8-5	W	27-27-9	10,531
24	Dec. 6	@ Minnesota	0-4	L	12-10-2	7,030	64	Mar. 4	@ Vancouver	3-2	W	28-27-9	—
25	Dec. 7	@ Buffalo	3-3	T	12-10-3	16,433	65	Mar. 7	@ Pittsburgh	4-0	W	29-27-9	11,479
26	Dec. 9	ATLANTA	5-1	W	13-10-3	10,009	66	Mar. 8	@ Buffalo	4-6	L	29-28-9	16,433
27	Dec. 12	@ NY Islanders	5-5	T	13-10-4	14,286	67	Mar. 10	@ Toronto	4-9	L	29-29-9	16,485
28	Dec. 13	@ NY Rangers	7-8	L	13-11-4	—	68	Mar. 11	@ Philadelphia	3-6	L	29-30-9	17,077
29	Dec. 16	MONTREAL	2-5	L	13-12-4	12,562	69	Mar. 14	PITTSBURGH	3-3	T	29-30-10	11,729
30	Dec. 19	@ Colorado	2-2	T	13-12-5	9,044	70	Mar. 17	MONTREAL	3-1	W	30-30-10	14,267
31	Dec. 21	PITTSBURGH	1-4	L	13-13-5	9,125	71	Mar. 20	ATLANTA	4-3	W	31-31-10	9,792
32	Dec. 23	@ Vancouver	0-2	L	13-14-5	12,526	72	Mar. 22	ST. LOUIS	3-3	T	31-30-11	9,533
33	Dec. 27	@ Pittsburgh	2-5	L	13-15-5	14,634	73	Mar. 24	BUFFALO	2-3	L	31-31-11	11,864
34	Dec. 28	@ Montreal	3-3	T	13-15-6	17,153	74	Mar. 28	DETROIT	8-1	W	32-31-11	9,497
35	Dec. 30	VANCOUVER	4-0	W	14-15-6	10,317	75	Mar. 30	@ Atlanta	3-5	L	32-32-11	10,292
36	Jan. 1	COLORADO	5-3	W	14-15-7	7,202	76	Mar. 31	@ Detroit	5-4	W	33-32-11	14,686
37	Jan. 3	@ Washington	3-8	L	15-16-6	7,053	77	Apr. 2	@ NY Rangers	4-5	L	33-33-11	17,378
38	Jan. 4	@ Montreal	5-4	W	16-16-6	16,132	78	Apr. 3	@ Washington	2-6	L	33-34-11	13,159
39	Jan. 6	@ Pittsburgh	4-3	W	17-16-6	11,760	79	Apr. 5	COLORADO	4-4	T	33-34-12	8,240
40	Jan. 7	@ Philadelphia	0-3	L	17-17-6	17,677	80	Apr. 7	MINNESOTA	7-1	W	34-34-12	11,048

KINGS 1979-80 SEASON IN REVIEW

Record: 30-36-14 (74 points)
Norris Division Finish: 2nd

General Manager: George Maguire
Head Coach: Bob Berry
Captain: Mike Murphy

SCORING										
PLAYER	GP	G	A	PTS	PIM	PLAYER	GP	G	A	PTS
Marcel Dionne	80	53	84	137	32	Bert Wilson	75	4	3	7
Charlie Simmer	64	56	45	101	65	Don Howse	33	2	5	7
Dave Taylor	61	37	53	90	72	John Paul Kelly	40	2	5	7
Butch Goring	69	20	48	68	12	Jerry Korab	11	1	2	3
Doug Halward	63	11	45	56	52	Richard Mulhern	15	0	3	3
Mike Murphy	80	27	22	49	29	Dave Lewis	11	1	1	2
Rob Palmer	78	4	36	40	18	Mark Hardy	15	0	1	1
Steve Jensen	76	21	15	36	13	Ron Grahame	26	0	1	1
Andre St. Laurent	77	6	24	30	88	Randy Holt	42	0	1	1
Glenn Goldup	55	10	11	21	78	Rick Hampton	3	0	0	0
Steve Carlson	52	9	12	21	23	Mike Marson	3	0	0	0
Syl Apps, Jr.	51	5	16	21	12	Doug Keans	10	0	0	0
Randy Manery	52	6	10	16	48	Jay Wells	43	0	0	0
Dean Hopkins	60	8	6	14	39	Mario Lessard	50	0	0	0
Brad Selwood	63	1	13	14	82	Team PIM				16
Barry Gibbs	63	2	9	11	32	Team Totals	80	290	474	764
Billy Harris	11	4	3	7	6					1,134

GOALTENDER	GP	MIN	GA	SO	EN	SA	S%	AVG	W-L-OT
Doug Keans	10	559	23	0	3	—	—	2.47	3-3-3
Mario Lessard	50	2,836	185	0	3	—	—	3.91	18-22-7
Ron Grahame	26	1,405	98	2	1	—	—	4.19	9-11-4
Empty Net Goals			7						
Team Totals	80	4,800	313	2	7	—	—	3.91	30-36-14

RESULTS

1 Oct. 10	DETROIT	4-4	T	0-0-1	9,211	41 Jan. 12	@ Minnesota	6-5	W	20-13-8	15,704
2 Oct. 13	ST. LOUIS	5-3	W	1-0-1	9,871	42 Jan. 13	@ Winnipeg	3-5	L	20-14-8	13,598
3 Oct. 16	@ Washington	6-8	L	1-1-1	5,386	43 Jan. 16	BUFFALO	2-4	L	20-15-8	9,825
4 Oct. 17	@ Pittsburgh	5-4	W	2-1-1	4,615	44 Jan. 19	ATLANTA	2-4	L	20-16-8	14,909
5 Oct. 19	@ Hartford	3-6	L	2-2-1	7,627	45 Jan. 22	NY RANGERS	4-5	L	20-17-8	9,311
6 Oct. 20	@ Boston	4-5	L	2-3-1	10,946	46 Jan. 24	TORONTO	5-4	W	21-17-8	8,440
7 Oct. 23	@ Colorado	7-4	W	3-3-1	5,365	47 Jan. 26	@ Minnesota	4-4	T	21-17-9	14,575
8 Oct. 24	WASHINGTON	5-3	W	4-3-1	7,813	48 Jan. 27	@ Buffalo	1-9	L	21-18-9	16,433
9 Oct. 27	TORONTO	7-4	W	5-3-1	13,885	49 Jan. 29	WINNIPEG	3-7	L	21-19-9	7,165
10 Oct. 30	BOSTON	4-4	T	5-3-2	9,534	50 Jan. 30	EDMONTON	1-8	L	21-20-9	6,747
11 Nov. 1	NY RANGERS	4-2	W	6-3-2	10,303	51 Feb. 2	MONTREAL	4-5	L	21-21-9	15,042
12 Nov. 3	@ St. Louis	1-4	L	6-4-2	10,289	52 Feb. 3	@ Edmonton	3-5	L	21-22-9	15,423
13 Nov. 4	@ Chicago	5-3	W	7-4-2	8,190	53 Feb. 6	@ Hartford	3-7	L	21-23-9	14,448
14 Nov. 6	@ NY Islanders	1-4	L	7-5-2	14,559	54 Feb. 7	@ NY Islanders	1-4	L	21-24-9	14,497
15 Nov. 7	@ NY Rangers	4-8	L	7-6-2	17,410	55 Feb. 9	@ Toronto	7-2	W	22-24-9	16,485
16 Nov. 10	MINNESOTA	6-6	T	7-6-3	12,048	56 Feb. 10	@ Philadelphia	2-5	L	22-25-9	17,077
17 Nov. 13	COLORADO	4-1	W	8-6-3	6,288	57 Feb. 12	WASHINGTON	2-5	L	22-26-9	7,204
18 Nov. 15	PITTSBURGH	3-3	T	8-6-4	7,698	58 Feb. 14	ST. LOUIS	4-6	L	22-27-9	6,886
19 Nov. 17	MONTREAL	1-3	L	8-7-4	16,005	59 Feb. 16	NY ISLANDERS	3-2	W	23-27-9	11,326
20 Nov. 20	@ Vancouver	5-1	W	9-7-4	15,061	60 Feb. 18	@ Detroit	4-2	W	24-27-9	12,872
21 Nov. 21	PHILADELPHIA	4-6	L	9-8-4	10,030	61 Feb. 20	BOSTON	3-0	W	25-27-9	13,150
22 Nov. 24	NY ISLANDERS	4-4	T	9-8-5	12,765	62 Feb. 23	PHILADELPHIA	1-5	L	25-28-9	16,005
23 Nov. 27	WINNIPEG	5-3	W	10-8-5	7,914	63 Feb. 26	@ Washington	3-5	L	25-29-9	9,516
24 Dec. 1	CHICAGO	7-0	W	11-8-5	10,202	64 Feb. 27	@ NY Rangers	4-5	L	25-30-9	17,424
25 Dec. 4	@ Atlanta	6-2	W	12-8-5	8,290	65 Mar. 1	@ Boston	0-4	L	25-31-9	13,784
26 Dec. 6	@ Philadelphia	4-9	L	12-9-5	17,077	66 Mar. 2	@ Quebec	4-3	W	26-31-9	10,777
27 Dec. 7	@ Montreal	2-5	L	12-10-5	16,847	67 Mar. 5	ATLANTA	1-3	L	26-32-9	9,628
28 Dec. 9	@ Quebec	2-3	L	12-11-5	11,168	68 Mar. 8	CHICAGO	3-3	T	26-32-10	11,168
29 Dec. 12	HARTFORD	7-4	W	13-11-5	8,732	69 Mar. 10	@ Montreal	3-6	L	26-33-10	17,046
30 Dec. 15	VANCOUVER	4-3	W	14-11-5	8,784	70 Mar. 12	@ Pittsburgh	2-4	L	26-34-10	9,294
31 Dec. 19	@ Toronto	4-4	T	14-11-6	16,485	71 Mar. 13	@ Atlanta	2-2	T	26-34-11	9,353
32 Dec. 20	@ Buffalo	3-5	L	14-12-6	16,433	72 Mar. 15	BUFFALO	2-2	T	26-34-12	14,121
33 Dec. 22	EDMONTON	9-3	W	15-12-6	9,384	73 Mar. 19	DETROIT	4-3	W	27-34-12	9,111
34 Dec. 27	QUEBEC	3-0	W	16-12-6	9,978	74 Mar. 22	QUEBEC	4-1	W	28-34-12	10,635
35 Dec. 29	MINNESOTA	4-3	W	17-12-6	14,211	75 Mar. 25	@ Colorado	5-2	W	29-34-12	8,107
36 Jan. 2	@ Detroit	4-2	W	18-12-6	14,195	76 Mar. 27	PITTSBURGH	2-2	T	29-34-13	9,781
37 Jan. 5	@ Edmonton	3-3	T	18-12-7	15,423	77 Mar. 29	HARTFORD	2-2	T	29-34-14	12,848
38 Jan. 6	@ Winnipeg	4-4	T	18-12-8	12,250	78 Apr. 1	COLORADO	4-3	W	30-34-14	7,527
39 Jan. 8	@ St. Louis	3-6	L	18-13-8	10,218	79 Apr. 3	@ Vancouver	2-4	L	30-35-14	16,207
40 Jan. 9	@ Chicago	6-1	W	19-13-8	11,372	80 Apr. 5	VANCOUVER	3-5	L	30-36-14	12,262

KINGS 1980-81 SEASON IN REVIEW

Record: 43-24-13 (99 points)
Norris Division Finish: 2nd

General Manager: George Maguire
Head Coach: Bob Berry
Captain: Mike Murphy

SCORING										
PLAYER	GP	G	A	PTS	PIM	PLAYER	GP	G	A	PTS
Marcel Dionne	80	58	77	135	70	Dave Lewis	67	1	12	13
Dave Taylor	72	47	65	112	130	John Paul Kelly	19	3	6	9
Charlie Simmer	65	56	49	105	62	Rick Chartraw	21	1	6	7
Larry Murphy	80	16	60	76	79	Rob Palmer	13	0	4	4
Jerry Korab	78	9	43	52	139	Rick Martin	1	1	1	2
Billy Harris	80	20	29	49	36	Don Luce	10	1	0	1
Jim Fox	71	18	25	43	8	Jim Rutherford	3	0	1	1
Mike Murphy	68	16	23	39	54	Mario Lessard	64	0	1	1
Steve Jensen	74	19	19	38	88	Don Waddell	1	0	0	0
Greg Terrion	73	12	25	37	99	Paul Pageau	1	0	0	0
Dan Bonar	71	11	15	26	57	Dave Morrison	3	0	0	0
Dean Hopkins	67	8	18	26	118	John Gibson	4	0	0	0
Mark Hardy	77	5	20	25	77	Kevin Schamehorn	5	0	0	0
Garry Unger	58	10	10	20	40	Ron Grahame	6	0	0	0
Doug Halward	51	4	15	19	96	Doug Keans	9	0	0	0
Jay Wells	72	5	13	18	155	Team PIM				32
Andre St. Laurent	22	10	6	16	63	Team Totals	80	337	552	889
Glenn Goldup	49	6	9	15	35					1,627

GOALTENDER	GP	MIN	GA	SO	EN	SA	S%	AVG	W-L-OT
Mario Lessard	64	3,746	203	2	3	—	—	3.25	35-18-11
Jim Rutherford	3	180	10	0	0	—	—	3.33	3-0-0
Ron Grahame	6	360	28	0	0	—	—	4.67	3-2-1
Doug Keans	9	454	37	0	1	—	—	4.89	2-3-1
Paul Pageau	1	60	8	0	0	—	—	8.00	0-1-0
Empty Net Goals			4						
Team Totals	80	4,800	290	2	4	—	—	3.62	43-24-13

RESULTS

1	Oct. 11	DETROIT	8-1	W	1-0-0	11,210	41	Jan. 7	HARTFORD	5-3	W	26-11-4	8,535
2	Oct. 14	@ CALGARY	2-4	L	1-1-0	7,162	42	Jan. 10	@ ST. LOUIS	6-6	T	26-11-5	19,115
3	Oct. 16	QUEBEC	6-4	W	2-1-0	6,490	43	Jan. 11	@ BUFFALO	4-4	T	26-11-6	16,143
4	Oct. 18	COLORADO	4-3	W	3-1-0	8,776	44	Jan. 14	@ HARTFORD	5-4	W	27-11-6	11,455
5	Oct. 22	BOSTON	4-0	W	4-1-0	8,596	45	Jan. 15	@ WASHINGTON	0-3	L	27-12-6	9,648
6	Oct. 25	TORONTO	5-4	W	5-1-0	12,432	46	Jan. 17	@ PITTSBURGH	4-5	L	27-13-6	14,231
7	Oct. 26	@ EDMONTON	4-4	T	5-1-1	17,290	47	Jan. 18	@ PHILADELPHIA	2-7	L	27-14-6	17,077
8	Oct. 28	@ COLORADO	8-4	W	6-1-1	6,284	48	Jan. 20	DETROIT	11-4	W	28-14-6	9,763
9	Oct. 29	WASHINGTON	4-2	W	7-1-1	7,346	49	Jan. 22	TORONTO	3-3	T	28-14-7	11,688
10	Nov. 1	@ NY ISLANDERS	7-3	W	8-1-1	14,768	50	Jan. 24	@ BOSTON	6-4	W	29-14-7	13,716
11	Nov. 2	@ NY RANGERS	6-3	W	9-1-1	17,417	51	Jan. 26	@ QUEBEC	7-5	W	30-14-7	13,653
12	Nov. 5	@ WASHINGTON	5-3	W	10-1-1	8,719	52	Jan. 28	NY RANGERS	2-6	L	30-15-7	10,451
13	Nov. 6	@ PHILADELPHIA	2-8	L	10-2-1	17,077	53	Jan. 31	MONTREAL	4-1	W	31-15-7	16,005
14	Nov. 8	@ MONTREAL	0-3	L	10-3-1	16,869	54	Feb. 2	@ NY RANGERS	3-2	W	32-15-7	17,417
15	Nov. 10	NY RANGERS	4-1	W	11-3-1	10,801	55	Feb. 3	@ NY ISLANDERS	1-8	L	32-16-7	15,008
16	Nov. 12	MONTREAL	4-8	L	11-4-1	11,740	56	Feb. 5	@ DETROIT	4-6	L	32-17-7	12,117
17	Nov. 15	ST. LOUIS	3-5	L	11-5-1	14,353	57	Feb. 7	WASHINGTON	4-4	T	32-17-8	12,814
18	Nov. 16	@ VANCOUVER	3-2	W	12-5-1	14,779	58	Feb. 12	@ CHICAGO	5-5	T	32-17-9	16,407
19	Nov. 19	WINNIPEG	7-2	W	13-5-1	7,572	59	Feb. 14	BOSTON	4-5	L	32-18-9	14,975
20	Nov. 22	@ TORONTO	5-2	W	14-5-1	16,485	60	Feb. 18	QUEBEC	2-4	L	32-19-9	9,841
21	Nov. 24	@ QUEBEC	4-3	W	15-5-1	10,690	61	Feb. 21	PHILADELPHIA	1-3	L	32-20-9	16,005
22	Nov. 26	PHILADELPHIA	2-4	L	15-6-1	12,634	62	Feb. 24	EDMONTON	5-2	W	33-20-9	9,906
23	Nov. 29	CHICAGO	5-2	W	16-6-1	13,109	63	Feb. 26	VANCOUVER	4-3	W	34-20-9	10,298
24	Dec. 2	HARTFORD	5-2	W	17-6-1	7,456	64	Feb. 28	NY ISLANDERS	1-2	L	34-21-9	16,005
25	Dec. 4	VANCOUVER	3-1	W	18-6-1	7,460	65	Mar. 2	@ TORONTO	1-0	W	35-21-9	16,485
26	Dec. 6	NY ISLANDERS	5-3	W	19-6-1	15,124	66	Mar. 4	@ PITTSBURGH	5-6	L	35-22-9	11,796
27	Dec. 8	CALGARY	2-4	L	19-7-1	7,673	67	Mar. 6	@ COLORADO	3-1	W	36-22-9	9,666
28	Dec. 10	@ MINNESOTA	7-2	W	20-7-1	13,739	68	Mar. 8	@ WINNIPEG	4-1	W	37-22-9	13,992
29	Dec. 11	@ DETROIT	2-1	W	21-7-1	11,628	69	Mar. 11	CHICAGO	4-4	T	37-22-10	11,711
30	Dec. 13	@ HARTFORD	5-5	T	21-7-2	11,124	70	Mar. 14	MINNESOTA	10-4	W	38-22-10	13,756
31	Dec. 14	@ BOSTON	1-7	L	21-8-2	10,202	71	Mar. 17	BUFFALO	1-3	L	38-23-10	10,367
32	Dec. 17	PITTSBURGH	3-3	T	21-8-3	8,188	72	Mar. 19	PITTSBURGH	4-4	T	38-23-11	9,758
33	Dec. 20	BUFFALO	4-7	L	21-9-3	13,418	73	Mar. 21	@ EDMONTON	6-6	T	38-23-12	17,490
34	Dec. 23	EDMONTON	7-4	W	22-9-3	8,513	74	Mar. 22	@ WINNIPEG	7-5	W	39-23-12	12,149
35	Dec. 26	@ VANCOUVER	6-3	W	23-9-3	16,413	75	Mar. 24	@ MINNESOTA	4-3	W	40-23-12	12,896
36	Dec. 27	ST. LOUIS	4-4	T	23-9-4	13,589	76	Mar. 25	@ CHICAGO	4-2	W	41-23-12	12,347
37	Dec. 30	@ MONTREAL	0-4	L	24-10-4	18,042	77	Mar. 28	MINNESOTA	3-2	W	42-23-12	14,882
38	Dec. 31	@ BUFFALO	5-2	W	23-10-4	16,143	78	Mar. 31	WINNIPEG	7-3	W	43-23-12	9,748
39	Jan. 2	@ CALGARY	6-7	L	24-11-4	7,162	79	Apr. 2	@ ST. LOUIS	4-6	L	43-24-12	18,182
40	Jan. 5	CALGARY	5-2	W	25-11-4	8,256	80	Apr. 4	COLORADO	5-5	T	43-24-13	12,926

KINGS 1981-82 SEASON IN REVIEW

Record: 24-41-15 (63 points)
Smythe Division Finish: 4th

General Manager: George Maguire
Head Coach: Parker McDonald (13-24-5)/
Don Perry (11-17-10)
Captain: Dave Lewis

SCORING											
PLAYER	GP	G	A	PTS	PIM	PLAYER	GP	G	A	PTS	PIM
Marcel Dionne	78	50	67	117	50	Daryl Evans	14	2	6	8	2
Dave Taylor	78	39	67	106	130	Al Hangesleben	18	2	6	8	65
Jim Fox	77	30	38	68	23	Paul Mulvey	11	0	7	7	50
Larry Murphy	79	22	44	66	95	Andre St. Laurent	16	2	4	6	28
Steve Bozek	77	33	23	56	68	Rick Martin	3	1	3	4	2
Mark Hardy	77	6	39	45	130	Billy Harris	16	1	3	4	6
Charlie Simmer	50	15	24	39	42	Scott Gruhl	7	2	1	3	2
Greg Terrien	61	15	22	37	23	Al Sims	8	1	1	2	16
Dan Bonar	79	13	23	36	111	Warren Holmes	3	0	2	2	0
Bernie Nicholls	22	14	18	32	27	Rob Palmer	5	0	2	2	0
Doug Smith	80	16	14	30	64	Mario Lessard	52	0	2	2	6
Steve Jensen	45	8	19	27	19	Glenn Goldup	2	0	0	0	2
Ian Turnbull	42	11	15	26	81	Mike Blake	2	0	0	0	0
John Paul Kelly	70	12	11	23	100	Bobby Sheehan	4	0	0	0	2
Jerry Korab	50	5	13	18	91	Dave Morrison	4	0	0	0	0
Mike Murphy	28	5	10	15	20	John Gibson	6	0	0	0	18
Dean Hopkins	41	2	13	15	102	Jim Rutherford	7	0	0	0	0
Dave Lewis	64	1	13	14	75	Doug Keans	31	0	0	0	0
Trevor Johansen	46	3	7	10	69	Team PIM					10
Rick Chartraw	33	2	8	10	56	Team Totals	80	314	533	847	1,730
Jay Wells	60	1	8	9	145						

GOALTENDER	GP	MIN	GA	SO	EN	SA	S%	AVG	W-L-OT
Mike Blake	2	51	2	0	1	—	—	2.35	0-0-0
Doug Keans	31	1,436	103	0	4	—	—	4.30	8-10-7
Mario Lessard	52	2,933	213	2	3	—	—	4.36	13-28-8
Jim Rutherford	7	380	43	0	0	—	—	6.79	3-3-0
Empty Net Goals			8						
Team Totals	80	4,800	369	2	8	—	—	4.61	24-41-15

RESULTS

1 Oct. 7	NY ISLANDERS	1-4	L	0-1-0	9,744	41 Jan. 9	@ Toronto	3-5	L	13-23-5	16,360
2 Oct. 10	EDMONTON	4-7	L	0-2-0	8,839	42 Jan. 10	@ Buffalo	4-6	L	13-24-5	2,079
3 Oct. 13	CALGARY	4-3	W	1-2-0	6,322	43 Jan. 12	@ Montreal	1-2	L	13-25-5	15,975
4 Oct. 15	COLORADO	10-2	W	2-2-0	6,125	44 Jan. 14	@ Calgary	2-5	L	13-26-5	7,234
5 Oct. 17	BOSTON	4-5	L	2-3-0	12,013	45 Jan. 15	@ Vancouver	3-3	T	13-26-6	12,000
6 Oct. 20	@ NY Islanders	9-6	W	3-3-0	14,431	46 Jan. 19	COLORADO	4-4	T	13-26-7	8,751
7 Oct. 21	@ NY Rangers	5-2	W	4-3-0	17,227	47 Jan. 21	MINNESOTA	3-3	T	13-26-8	10,306
8 Oct. 24	@ Minnesota	3-6	L	4-4-0	15,579	48 Jan. 23	@ Colorado	3-3	T	13-26-9	8,193
9 Oct. 25	@ Winnipeg	4-9	L	4-5-0	10,664	49 Jan. 24	@ Vancouver	5-5	T	13-26-10	12,465
10 Oct. 27	QUEBEC	8-7	W	5-5-0	7,595	50 Jan. 27	PHILADELPHIA	4-4	T	13-26-11	14,959
11 Oct. 29	WASHINGTON	4-3	W	6-5-0	7,392	51 Jan. 30	ST. LOUIS	7-4	W	14-26-11	10,988
12 Oct. 31	@ St. Louis	4-5	L	6-6-0	13,215	52 Jan. 31	NY RANGERS	3-6	L	14-27-11	13,169
13 Nov. 4	@ Chicago	4-5	L	6-7-0	12,246	53 Feb. 2	HARTFORD	3-5	L	14-28-11	7,713
14 Nov. 5	@ Detroit	2-10	L	6-8-0	12,114	54 Feb. 6	VANCOUVER	5-4	W	15-28-11	11,343
15 Nov. 7	TORONTO	4-9	L	6-9-0	12,334	55 Feb. 7	MONTREAL	2-7	L	15-29-11	12,310
16 Nov. 10	MONTREAL	4-2	W	7-9-0	11,492	56 Feb. 11	QUEBEC	4-4	T	15-29-12	9,568
17 Nov. 12	ST. LOUIS	5-2	W	8-9-0	8,503	57 Feb. 13	@ Pittsburgh	3-3	T	15-29-13	12,389
18 Nov. 14	WINNIPEG	2-3	L	8-10-0	10,363	58 Feb. 14	@ Philadelphia	4-6	L	15-30-13	14,147
19 Nov. 18	DETROIT	8-1	W	9-10-0	9,001	59 Feb. 17	WASHINGTON	2-5	L	15-31-13	8,931
20 Nov. 19	@ Calgary	3-6	L	9-11-0	7,226	60 Feb. 20	CALGARY	6-2	W	16-31-13	10,615
21 Nov. 21	BUFFALO	1-7	L	9-12-0	12,565	61 Feb. 24	DETROIT	5-3	W	17-31-13	8,825
22 Nov. 25	@ Edmonton	4-11	L	9-13-0	17,490	62 Feb. 27	CHICAGO	3-5	L	17-32-13	12,713
23 Nov. 26	@ Calgary	1-7	L	9-14-0	7,234	63 Mar. 1	@ Quebec	5-5	T	17-32-14	15,288
24 Nov. 28	VANCOUVER	3-2	W	10-14-0	10,914	64 Mar. 3	@ Toronto	4-1	W	18-32-14	16,360
25 Dec. 2	NY RANGERS	3-4	L	10-15-0	9,693	65 Mar. 6	@ Boston	0-4	L	18-33-14	14,282
26 Dec. 5	CHICAGO	2-3	L	10-16-0	12,114	66 Mar. 7	@ Hartford	6-7	L	18-34-14	11,616
27 Dec. 9	EDMONTON	5-5	T	10-16-1	11,259	67 Mar. 9	@ Colorado	2-0	W	19-34-14	8,273
28 Dec. 12	VANCOUVER	7-5	W	11-16-1	9,919	68 Mar. 10	EDMONTON	3-2	W	20-34-14	16,005
29 Dec. 15	@ Buffalo	4-3	W	12-16-1	15,125	69 Mar. 13	NY ISLANDERS	3-0	W	21-34-14	14,930
30 Dec. 16	@ Pittsburgh	6-7	L	12-17-1	7,148	70 Mar. 15	@ Edmonton	3-3	T	21-34-15	17,490
31 Dec. 19	@ Hartford	5-5	T	12-17-2	10,623	71 Mar. 17	CALGARY	9-4	W	22-34-15	8,995
32 Dec. 20	@ Boston	4-4	L	12-18-2	10,773	72 Mar. 20	PITTSBURGH	7-5	W	23-34-15	13,433
33 Dec. 22	@ Colorado	2-6	L	12-19-2	4,470	73 Mar. 22	@ Minnesota	2-4	L	23-35-15	15,784
34 Dec. 23	COLORADO	4-8	W	13-19-2	9,405	74 Mar. 24	@ Winnipeg	3-5	L	23-36-15	12,711
35 Dec. 26	@ Vancouver	2-2	T	13-19-3	13,694	75 Mar. 27	COLORADO	9-4	W	24-36-15	11,172
36 Dec. 27	@ Edmonton	3-10	L	13-20-3	17,490	76 Mar. 28	EDMONTON	2-6	L	24-37-15	16,005
37 Dec. 30	@ Colorado	2-3	L	13-21-3	8,376	77 Mar. 30	@ Calgary	5-7	L	24-38-15	7,234
38 Jan. 2	CALGARY	5-5	T	13-21-4	12,195	78 Mar. 31	@ Edmonton	3-7	L	24-39-15	17,490
39 Jan. 5	@ Philadelphia	3-5	L	13-22-4	17,097	79 Apr. 3	VANCOUVER	0-6	L	24-40-15	11,524
40 Jan. 7	@ Washington	3-3	T	13-22-5	8,499	80 Apr. 4	@ Vancouver	4-7	L	24-41-15	16,023

KINGS 1982-83 SEASON IN REVIEW

Record: 27-41-12 (66 points)
Smythe Division Finish: 5th

General Manager: George Maguire
Head Coach: Don Perry
Captain: Dave Lewis

SCORING											
PLAYER	GP	G	A	PTS	PIM	PLAYER	GP	G	A	PTS	PIM
Marcel Dionne	80	56	51	107	22	Howard Scruton	4	0	4	4	9
Charlie Simmer	80	29	51	80	51	Brian MacLellan	8	0	3	3	7
Jim Fox	77	28	40	68	8	Phil Sykes	7	2	0	2	2
Larry Murphy	77	14	48	62	81	Dan Bonar	20	1	1	2	40
Dave Taylor	46	21	37	58	76	Scott Gruhl	7	0	2	2	4
Bernie Nicholls	71	28	22	50	124	Markus Mattsson	19	0	2	2	2
Terry Ruskowski	71	14	30	44	127	Victor Nechayev	3	1	0	1	0
Daryl Evans	80	18	22	40	21	Pierre Giroux	6	1	0	1	17
Mark Hardy	74	5	34	39	101	Jim Brown	3	0	1	1	5
John Paul Kelly	65	16	15	31	52	Doug Keans	6	0	1	1	0
Jerry Korab	72	3	26	29	90	Peter Helander	7	0	1	1	0
Mike Murphy	74	16	11	27	52	Mario Lessard	19	0	1	1	2
Steve Bozek	53	13	13	26	14	Gary Laskoski	46	0	1	1	6
Warren Holmes	39	8	16	24	7	Al Sims	1	0	0	0	0
Doug Smith	42	11	11	22	12	Blair Barnes	1	0	0	0	0
Ulf Isaksson	50	7	15	22	10	Bob Gladney	1	0	0	0	2
Dean Hopkins	49	5	12	17	43	Rick Bight	2	0	0	0	2
Jay Wells	69	3	12	15	167	Dean Turner	3	0	0	0	4
Dave Lewis	79	2	10	12	53	Dave Gans	3	0	0	0	0
Dean Kennedy	55	0	12	12	97	Mike Blake	9	0	0	0	2
Rick Chartraw	31	3	5	8	31	Team PIM					20
Dave Morrison	24	3	3	6	4	Team Totals	80	308	513	821	1,367

GOALTENDER	GP	MIN	GA	SO	EN	SA	S%	AVG	W-L-OT
Mike Blake	9	432	30	0	1	211	.858	4.17	4-4-0
Markus Mattsson	19	899	65	1	1	454	.857	4.34	5-5-4
Gary Laskoski	46	2,277	173	0	3	1,212	.857	4.56	15-20-4
Mario Lessard	19	888	68	1	0	432	.843	4.59	3-10-2
Doug Keans	6	304	24	0	0	138	.826	4.74	0-2-2
Empty Net Goals			5			5			
Team Totals	80	4,800	365	2	5	2,452	.851	4.56	27-41-12

RESULTS

1	Oct. 6	VANCOUVER	3-3	T	0-0-1	9,440	41	Jan. 11	@ Washington	9-7	W	15-21-5	9,422
2	Oct. 9	CALGARY	3-1	W	1-0-1	10,394	42	Jan. 13	@ Detroit	4-4	T	15-21-6	10,495
3	Oct. 12	@ Winnipeg	5-3	W	2-0-1	10,491	43	Jan. 15	@ NY Islanders	2-5	L	15-22-6	15,230
4	Oct. 14	@ Quebec	4-4	T	2-0-2	14,011	44	Jan. 16	@ New Jersey	3-5	L	15-23-6	10,367
5	Oct. 16	@ NY Islanders	1-4	L	2-1-2	15,160	45	Jan. 18	EDMONTON	3-3	T	15-23-7	14,754
6	Oct. 17	@ NY Rangers	5-3	W	3-1-2	17,432	46	Jan. 20	HARTFORD	4-3	W	16-23-7	9,094
7	Oct. 20	NEW JERSEY	7-4	W	4-1-2	8,519	47	Jan. 23	@ Edmonton	6-8	L	16-24-7	17,498
8	Oct. 23	HARTFORD	3-5	L	4-2-2	11,622	48	Jan. 25	CALGARY	6-8	L	16-25-7	8,841
9	Oct. 24	BOSTON	5-4	W	5-2-2	11,534	49	Jan. 27	NY ISLANDERS	4-6	L	16-26-7	14,073
10	Oct. 27	@ Winnipeg	3-7	L	5-3-2	12,325	50	Jan. 29	@ St. Louis	2-4	L	16-27-7	14,275
11	Oct. 29	@ Edmonton	3-6	L	5-4-2	17,498	51	Feb. 1	NY RANGERS	5-5	T	16-27-8	11,072
12	Oct. 30	CHICAGO	5-5	T	5-4-3	11,007	52	Feb. 3	@ Edmonton	7-4	W	17-27-8	17,498
13	Nov. 3	TORONTO	6-2	W	6-4-3	10,041	53	Feb. 5	PHILADELPHIA	0-2	L	17-28-8	14,146
14	Nov. 6	PITTSBURGH	6-2	W	7-4-3	13,281	54	Feb. 10	BUFFALO	7-2	W	18-28-8	9,567
15	Nov. 9	@ Calgary	4-5	L	7-5-3	7,242	55	Feb. 12	@ Pittsburgh	4-6	L	18-29-8	7,622
16	Nov. 10	@ Vancouver	2-4	L	7-6-3	13,204	56	Feb. 13	@ Philadelphia	5-4	W	19-29-8	16,892
17	Nov. 13	MONTREAL	2-1	W	8-6-3	16,005	57	Feb. 15	@ Hartford	5-2	W	20-29-8	—
18	Nov. 16	MINNESOTA	3-8	L	8-7-3	10,328	58	Feb. 17	@ Detroit	5-5	T	20-29-9	10,147
19	Nov. 18	DETROIT	4-1	W	9-7-3	9,203	59	Feb. 19	WASHINGTON	3-3	T	20-29-10	14,087
20	Nov. 20	BUFFALO	2-5	L	9-8-3	12,991	60	Feb. 20	@ Vancouver	2-5	L	20-30-10	14,784
21	Nov. 24	NEW JERSEY	3-0	W	10-8-8	9,735	61	Feb. 22	BOSTON	5-3	W	21-30-10	13,082
22	Nov. 27	PHILADELPHIA	0-4	L	10-9-3	16,005	62	Feb. 24	VANCOUVER	8-0	W	22-30-10	11,323
23	Nov. 30	@ Vancouver	5-2	W	11-9-3	12,790	63	Feb. 26	TORONTO	6-2	W	23-30-10	14,722
24	Dec. 1	CALGARY	4-1	W	12-9-3	8,912	64	Mar. 1	@ St. Louis	2-7	L	23-31-10	9,537
25	Dec. 4	ST. LOUIS	6-3	W	13-9-3	8,743	65	Mar. 2	@ Chicago	3-5	L	23-32-10	16,837
26	Dec. 5	@ Edmonton	3-7	L	13-10-3	17,498	66	Mar. 5	@ Calgary	4-4	T	23-32-11	7,242
27	Dec. 7	@ Calgary	4-4	T	13-10-4	7,242	67	Mar. 6	@ Minnesota	3-8	L	23-33-11	14,352
28	Dec. 9	EDMONTON	3-3	T	13-10-5	13,865	68	Mar. 8	CALGARY	6-4	W	24-33-11	10,833
29	Dec. 11	@ Winnipeg	3-4	L	13-11-5	11,526	69	Mar. 13	WINNIPEG	5-6	L	24-34-11	12,502
30	Dec. 14	@ Washington	2-7	L	13-12-5	8,696	70	Mar. 15	WINNIPEG	4-3	W	25-34-11	10,271
31	Dec. 15	@ NY Rangers	1-7	L	13-13-5	17,432	71	Mar. 17	QUEBEC	4-4	W	26-34-11	11,770
32	Dec. 18	@ Boston	0-4	L	13-14-5	12,187	72	Mar. 19	PITTSBURGH	4-7	L	26-35-11	13,424
33	Dec. 19	@ Chicago	4-6	L	13-15-5	19,305	73	Mar. 22	@ Montreal	5-6	L	26-36-11	—
34	Dec. 21	WINNIPEG	2-4	L	13-16-5	10,164	74	Mar. 24	@ Quebec	3-7	L	26-37-11	15,142
35	Dec. 23	EDMONTON	2-6	L	13-17-5	12,713	75	Mar. 26	EDMONTON	3-9	L	26-38-11	16,005
36	Dec. 26	VANCOUVER	4-2	W	14-17-5	9,887	76	Mar. 27	@ Vancouver	4-8	L	26-39-11	16,413
37	Dec. 29	WINNIPEG	3-4	L	14-18-5	11,790	77	Mar. 29	@ Calgary	3-5	L	26-40-11	7,242
38	Jan. 6	@ Montreal	3-11	L	14-19-5	15,200	78	Mar. 30	@ Winnipeg	5-10	L	26-41-11	13,039
39	Jan. 8	@ Toronto	5-7	L	14-20-5	16,382	79	Apr. 2	MINNESOTA	8-5	W	27-41-11	9,390
40	Jan. 9	@ Buffalo	2-7	L	14-21-5	11,537	80	Apr. 3	VANCOUVER	2-2	T	27-41-12	9,605

KINGS 1983-84 SEASON IN REVIEW

Record: 23-44-13 (59 points)
Smythe Division Finish: 5th

General Manager: George Maguire/Rogie Vachon
Head Coach: Don Perry (14-27-9)/Rogie Vachon (1-0-1)/
 Roger Neilson (8-17-3)
Captain: Terry Ruskowski

SCORING											
PLAYER	GP	G	A	PTS	PIM	PLAYER	GP	G	A	PTS	PIM
Bernie Nicholls	78	41	54	95	83	Billy Harris	21	2	4	6	6
Charlie Simmer	79	44	48	92	78	Dean Kennedy	37	1	5	6	50
Marcel Dionne	66	39	53	92	28	Larry Murphy	6	0	3	3	0
Jim Fox	80	30	42	72	26	Fred Barrett	15	2	0	2	8
Dave Taylor	63	20	49	69	91	Marco Baron	21	0	2	2	10
Brian MacLellan	72	25	29	54	45	Bob LaForest	5	1	0	1	2
Mark Hardy	79	8	41	49	122	Daryl Evans	4	0	1	1	0
Doug Smith	72	16	20	36	28	Mike Heidt	6	0	1	1	7
Mike McEwen	47	10	24	34	14	Mike Blake	29	0	1	1	6
Anders Hakansson	80	15	17	32	41	Dan Brennan	2	0	0	0	0
Terry Ruskowski	77	7	25	32	89	Phil Sykes	3	0	0	0	2
Brian Engblom	74	2	27	29	59	Warren Holmes	3	0	0	0	0
Wes Jarvis	61	9	13	22	36	Billy O'Dwyer	5	0	0	0	0
John Paul Kelly	72	7	14	21	73	Dean Jenkins	5	0	0	0	2
Jay Wells	69	3	18	21	141	Mario Lessard	6	0	0	0	0
Russ Anderson	70	5	12	17	126	Gary Laskoski	13	0	0	0	0
Ken Houston	33	8	8	16	11	Markus Mattsson	19	0	0	0	0
Steve Christoff	58	8	7	15	13	Team PIM					8
Marc Chorney	71	3	9	12	58	Team Totals	80	309	530	839	1,265
Kevin LaVallee	19	3	3	6	2						

GOALTENDER	GP	MIN	GA	SO	EN	SA	S%	AVG	W-L-OT
Marco Baron	21	1,211	87	0	5	633	.863	4.31	3-14-4
Markus Mattsson	19	1,101	79	1	1	530	.851	4.31	7-8-2
Mike Blake	29	1,634	118	0	1	891	.868	4.33	9-11-5
Gary Laskoski	13	665	55	0	2	321	.829	4.96	4-7-1
Mario Lessard	6	266	26	0	2	160	.838	5.86	0-4-1
Empty Net Goals			11			11			
Team Totals	80	4,877	376	1	11	2,546	.852	4.63	23-44-13

RESULTS

1 Oct. 5 MINNESOTA	3-3	T	0-0-1	8,852	41 Jan. 4 VANCOUVER	3-3	T	13-21-7	8,961
2 Oct. 8 TORONTO	3-6	L	0-1-1	9,447	42 Jan. 7 CALGARY	7-1	W	14-21-7	11,637
3 Oct. 10 @ NY Rangers	1-2	L	0-2-1	17,264	43 Jan. 11 WASHINGTON	2-4	L	14-22-7	8,616
4 Oct. 11 @ NY Islanders	2-5	L	0-3-1	15,850	44 Jan. 13 @ Winnipeg	7-7	T	14-22-8	11,354
5 Oct. 13 @ St. Louis	4-7	L	0-4-1	8,387	45 Jan. 15 @ Winnipeg	4-4	T	14-22-9	11,559
6 Oct. 15 DETROIT	3-3	T	0-4-2	9,772	46 Jan. 16 @ Minnesota	3-9	L	14-23-9	15,449
7 Oct. 20 EDMONTON	7-2	W	1-4-2	9,413	47 Jan. 18 BUFFALO	0-4	L	14-24-9	9,306
8 Oct. 22 NEW JERSEY	8-3	W	2-4-2	9,543	48 Jan. 20 @ Edmonton	5-7	L	14-25-9	17,498
9 Oct. 25 HARTFORD	5-8	L	2-5-2	8,474	49 Jan. 21 EDMONTON	3-6	L	14-26-9	16,005
10 Oct. 28 @ Buffalo	3-3	T	2-5-3	11,480	50 Jan. 25 PHILADELPHIA	2-5	L	14-27-9	10,976
11 Oct. 29 @ Toronto	5-5	T	2-5-4	16,382	51 Jan. 27 @ Calgary	2-2	T	14-27-10	16,764
12 Nov. 1 @ Quebec	4-8	L	2-6-4	15,291	52 Jan. 28 @ Edmonton	4-2	W	15-27-10	17,498
13 Nov. 3 @ Philadelphia	6-5	W	3-6-4	16,137	53 Feb. 2 VANCOUVER	4-2	W	16-27-10	10,252
14 Nov. 5 @ Hartford	1-2	L	3-7-4	11,512	54 Feb. 5 NY RANGERS	3-3	T	16-27-11	12,151
15 Nov. 6 @ Boston	3-7	L	3-8-4	13,085	55 Feb. 8 CHICAGO	1-0	W	17-27-11	9,462
16 Nov. 8 ST. LOUIS	5-5	T	3-8-5	7,876	56 Feb. 11 NY RANGERS	6-6	T	17-27-12	16,005
17 Nov. 10 ST. LOUIS	6-2	W	4-8-5	7,651	57 Feb. 13 @ Montreal	3-5	L	17-28-12	15,902
18 Nov. 12 MONTREAL	6-4	W	5-8-5	16,005	58 Feb. 14 @ New Jersey	4-6	L	17-29-12	7,776
19 Nov. 16 VANCOUVER	5-2	W	6-8-5	9,823	59 Feb. 16 WASHINGTON	2-4	L	17-30-12	9,065
20 Nov. 18 @ Vancouver	5-2	W	7-8-5	12,364	60 Feb. 18 MONTREAL	5-3	W	18-30-12	12,629
21 Nov. 20 @ Vancouver	3-8	L	7-9-5	12,222	61 Feb. 20 @ Minnesota	3-2	W	19-30-12	11,766
22 Nov. 21 @ Calgary	4-7	L	7-10-5	16,764	62 Feb. 22 BOSTON	3-6	L	19-31-12	12,969
23 Nov. 23 EDMONTON	3-7	L	7-11-5	14,578	63 Feb. 24 @ Vancouver	3-5	L	19-32-12	15,345
24 Nov. 26 CALGARY	1-4	L	7-12-5	11,832	64 Feb. 26 CALGARY	2-5	L	19-33-12	9,632
25 Nov. 29 WINNIPEG	5-6	L	7-13-5	7,699	65 Feb. 28 @ Calgary	1-9	L	19-34-12	16,764
26 Dec. 1 WINNIPEG	5-6 OT	L	7-14-5	7,646	66 Mar. 1 @ Boston	3-4 OT	L	19-35-12	13,356
27 Dec. 3 @ Edmonton	3-7	L	7-15-5	17,498	67 Mar. 3 @ Pittsburgh	3-4	L	19-36-12	7,076
28 Dec. 4 @ Winnipeg	5-7	L	7-16-5	9,989	68 Mar. 4 @ New Jersey	3-5	L	19-37-12	10,286
29 Dec. 7 NY ISLANDERS	4-4	T	7-16-6	10,992	69 Mar. 6 WINNIPEG	3-7	L	19-38-12	8,392
30 Dec. 10 QUEBEC	4-6	L	7-17-6	10,563	70 Mar. 8 @ Philadelphia	1-4	L	19-39-12	9,144
31 Dec. 13 @ Detroit	7-5	W	8-17-6	14,029	71 Mar. 9 @ Buffalo	3-7	L	19-40-12	16,433
32 Dec. 14 @ Chicago	6-5	W	9-17-6	15,711	72 Mar. 11 CHICAGO	4-3	W	20-40-12	10,159
33 Dec. 17 @ Pittsburgh	6-5	W	10-17-6	5,893	73 Mar. 14 PITTSBURGH	7-6	W	21-40-12	8,179
34 Dec. 18 @ Washington	0-5	L	10-18-6	9,438	74 Mar. 16 @ Winnipeg	4-5	L	21-41-12	11,975
35 Dec. 21 CALGARY	7-4	W	11-18-6	9,157	75 Mar. 17 @ Edmonton	1-9	L	21-42-12	17,498
36 Dec. 26 @ Vancouver	5-4 OT	W	12-18-6	14,702	76 Mar. 20 QUEBEC	1-3	L	21-43-12	8,635
37 Dec. 28 NY ISLANDERS	5-6 OT	L	12-19-6	16,005	77 Mar. 24 DETROIT	9-7	W	22-43-12	10,854
38 Dec. 30 @ Hartford	3-3	W	13-19-6	11,006	78 Mar. 27 WINNIPEG	3-3	T	22-43-13	7,367
39 Dec. 31 @ Toronto	9-5	L	13-20-6	16,382	79 Mar. 29 @ Calgary	6-3	W	23-43-13	16,764
40 Jan. 3 VANCOUVER	3-4	L	13-21-6	8,138	80 Mar. 31 EDMONTON	3-4	L	23-44-13	15,007

KINGS 1984-85 SEASON IN REVIEW

Record: 34-32-14 (82 points)
Smythe Division Finish: 4th

General Manager: Rogie Vachon
Head Coach: Pat Quinn
Captain: Terry Ruskowski

SCORING											
PLAYER	GP	G	A	PTS	PIM	PLAYER	GP	G	A	PTS	PIM
Marcel Dionne	80	46	80	126	46	Rick Lapointe	73	4	13	17	46
Bernie Nicholls	80	46	54	100	76	Carl Mokosak	30	4	8	12	43
Dave Taylor	79	41	51	92	132	Jay Wells	77	2	9	11	185
Brian MacLellan	80	31	54	85	53	Dave Williams	12	4	3	7	43
Jim Fox	79	30	53	83	10	Russ Anderson	14	1	1	2	20
Mark Hardy	78	14	39	53	97	Bob Janecyk	51	0	2	2	27
Terry Ruskowski	78	16	33	49	144	Ken Hammond	3	1	0	1	0
Doug Smith	62	21	20	41	58	Charlie Simmer	5	1	0	1	4
Steve Shutt	59	16	25	41	10	Daryl Evans	7	1	0	1	2
Craig Redmond	79	6	33	39	57	Billy O'Dwyer	13	1	0	1	15
Garry Galley	78	8	30	38	82	Brian Wilks	2	0	0	0	0
Phil Sykes	79	17	15	32	38	Steve Seguin	5	0	0	0	9
Anders Hakansson	73	12	12	24	28	Darren Eliot	33	0	0	0	0
Brian Engblom	79	4	19	23	70	Team PIM					26
Bob Miller	63	4	16	20	35	Team Totals	80	339	580	919	1,411
John Paul Kelly	73	8	10	18	55						
GOALTENDER	GP	MIN	GA	SO	EN	SA	S%	AVG	W-L-OT		
Bob Janecyk	51	3,002	183	2	4	1,483	.877	3.66	22-21-8		
Darren Eliot	33	1,882	137	0	2	944	.855	4.37	12-11-6		
Empty Net Goals			6			6					
Team Totals	80	4,884	326	2	6	2,433	.866	4.00	34-32-14		

RESULTS

1	Oct. 11	EDMONTON	2-2	T	0-0-1	11,261	41	Jan. 9	@	Calgary	4-4	T	16-16-9	16,683
2	Oct. 13	VANCOUVER	5-6	OT	L	0-1-1	9,155	42	Jan. 12	WINNIPEG	6-4	W	17-16-9	16,005
3	Oct. 14	ST. LOUIS	2-5	L	0-2-1	7,110	43	Jan. 13	WINNIPEG	5-6	L	17-17-9	10,066	
4	Oct. 16	@ Washington	3-5	L	0-3-1	8,160	44	Jan. 16	TORONTO	3-4	L	17-18-9	8,443	
5	Oct. 18	@ Montreal	3-3	T	0-3-2	14,797	45	Jan. 19	NY ISLANDERS	6-5	OT	W	18-18-9	16,005
6	Oct. 20	@ NY Islanders	3-8	L	0-4-2	15,828	46	Jan. 21	@ Edmonton	7-8	L	18-19-9	17,498	
7	Oct. 21	@ Chicago	2-5	L	0-5-2	17,225	47	Jan. 23	PHILADELPHIA	6-3	W	19-19-9	11,381	
8	Oct. 26	@ Edmonton	2-8	L	0-6-2	17,498	48	Jan. 25	@ St. Louis	3-6	L	19-20-9	12,358	
9	Oct. 27	@ Winnipeg	2-2	T	0-6-3	10,232	49	Jan. 26	@ St. Louis	7-3	W	20-20-9	14,203	
10	Oct. 29	@ Winnipeg	5-3	W	1-6-3	10,945	50	Jan. 29	NEW JERSEY	6-3	W	21-20-9	10,224	
11	Oct. 31	@ Vancouver	10-3	W	2-6-3	9,270	51	Jan. 31	HARTFORD	5-3	W	22-20-9	10,218	
12	Nov. 3	TORONTO	7-0	W	3-6-3	11,625	52	Feb. 2	MONTREAL	1-5	L	22-21-9	16,005	
13	Nov. 5	CHICAGO	2-3	L	3-7-3	9,464	53	Feb. 5	NY RANGERS	7-5	W	23-21-9	10,648	
14	Nov. 9	BUFFALO	3-2	W	4-7-3	10,056	54	Feb. 7	@ Philadelphia	4-4	T	23-21-10	16,721	
15	Nov. 11	@ NY Rangers	4-2	W	5-7-3	17,406	55	Feb. 8	@ Washington	1-6	L	23-22-10	17,823	
16	Nov. 13	@ Quebec	4-5	OT	W	6-7-3	14,280	56	Feb. 10	@ Pittsburgh	4-3	W	24-22-10	7,613
17	Nov. 14	@ Toronto	4-3	W	7-7-3	16,182	57	Feb. 14	BOSTON	3-3	T	24-22-11	13,122	
18	Nov. 17	PITTSBURGH	5-3	W	8-7-3	16,005	58	Feb. 16	WASHINGTON	5-2	W	25-22-11	14,109	
19	Nov. 19	CALGARY	5-4	W	9-7-3	9,112	59	Feb. 19	@ Quebec	6-7	L	25-23-11	15,326	
20	Nov. 21	NEW JERSEY	8-1	W	10-7-3	11,422	60	Feb. 21	@ New Jersey	5-3	W	26-23-11	10,864	
21	Nov. 24	WINNIPEG	5-9	L	10-8-3	16,005	61	Feb. 23	@ Hartford	2-1	OT	W	27-23-11	11,662
22	Nov. 27	WINNIPEG	3-5	L	10-9-3	8,990	62	Feb. 24	@ Buffalo	4-2	W	28-23-11	14,915	
23	Nov. 29	VANCOUVER	12-1	W	11-9-3	7,599	63	Feb. 27	QUEBEC	2-5	L	28-24-11	11,719	
24	Dec. 1	VANCOUVER	6-3	W	12-9-3	13,738	64	Mar. 1	@ Edmonton	5-4	W	29-24-11	17,498	
25	Dec. 4	@ Minnesota	2-2	T	12-9-4	12,963	65	Mar. 3	@ Calgary	0-7	L	29-25-11	16,683	
26	Dec. 5	@ Chicago	5-5	T	12-9-5	16,955	66	Mar. 5	PITTSBURGH	6-0	W	30-25-11	10,166	
27	Dec. 8	@ Montreal	7-9	L	12-10-5	16,941	67	Mar. 8	@ Vancouver	3-4	L	30-26-11	11,895	
28	Dec. 10	@ NY Rangers	2-4	L	12-11-5	17,246	68	Mar. 10	BUFFALO	4-4	T	30-26-12	12,310	
29	Dec. 13	EDMONTON	7-2	W	13-11-5	15,125	69	Mar. 13	HARTFORD	3-3	T	30-26-13	10,938	
30	Dec. 15	CALGARY	6-5	W	14-11-5	12,688	70	Mar. 16	DETROIT	8-3	W	31-26-13	13,822	
31	Dec. 18	@ Calgary	6-3	W	15-11-5	16,483	71	Mar. 17	EDMONTON	5-4	W	32-26-13	16,005	
32	Dec. 19	@ Edmonton	3-7	L	15-12-5	17,498	72	Mar. 19	@ NY Islanders	2-3	L	32-27-13	15,727	
33	Dec. 22	@ Winnipeg	2-6	L	15-13-5	12,556	73	Mar. 20	@ Detroit	6-8	L	32-28-13	17,163	
34	Dec. 23	@ Winnipeg	4-4	T	15-13-6	14,751	74	Mar. 23	CALGARY	3-4	L	32-29-13	14,641	
35	Dec. 26	@ Vancouver	3-3	T	15-13-7	11,435	75	Mar. 27	CALGARY	2-4	L	32-30-13	10,482	
36	Dec. 27	BOSTON	6-6	T	15-13-8	16,005	76	Mar. 29	@ Calgary	0-3	L	32-31-13	16,683	
37	Dec. 30	PHILADELPHIA	2-3	L	15-14-8	16,005	77	Mar. 30	MINNESOTA	3-2	W	33-31-13	11,476	
38	Jan. 3	MINNESOTA	3-8	L	15-15-8	11,099	78	Apr. 2	EDMONTON	4-6	L	33-32-13	14,835	
39	Jan. 5	@ Detroit	5-3	W	16-15-9	19,129	79	Apr. 5	@ Vancouver	4-4	T	34-32-13	13,241	
40	Jan. 7	@ Boston	4-5	OT	L	16-16-8	12,693	80	Apr. 6	VANCOUVER	4-4	T	34-32-14	11,140

KINGS 1985-86 SEASON IN REVIEW

Record: 23-49-8 (54 points)
Smythe Division Finish: 5th

General Manager: Rogie Vachon
Head Coach: Pat Quinn
Captain: Dave Taylor

SCORING										
PLAYER	GP	G	A	PTS	PIM	PLAYER	GP	G	A	PTS
Bernie Nicholls	80	36	61	97	78	Paul Guay	23	3	3	6
Marcel Dionne	80	36	58	94	42	Len Hachborn	24	4	1	5
Dave Taylor	76	33	38	71	110	Anders Hakansson	38	4	1	5
Dave Williams	72	20	29	49	320	Bob Mongrain	11	2	3	5
Phil Sykes	76	20	24	44	97	Sean McKenna	30	4	0	4
Bryan Erickson	55	20	23	43	36	Rick Lapointe	20	0	4	4
Jay Wells	79	11	31	42	226	Glen Currie	12	1	2	3
Jim Fox	39	14	17	31	2	Bob Janecyk	38	0	2	2
Joe Paterson	47	9	18	27	153	Craig Duncanson	2	0	1	1
Mark Hardy	55	6	21	27	71	Ken Hammond	3	0	1	1
Grant Ledyard	52	7	18	25	78	Dan Brennan	14	0	1	1
Craig Redmond	73	6	18	24	57	Larry Playfair	15	0	1	1
Garry Galley	49	9	13	22	46	Lyle Phair	22	0	1	1
Morris Lukowich	55	11	9	20	51	Roland Melanson	27	0	1	1
Doug Smith	48	8	9	17	56	Darren Eliot	45	0	1	1
Brian Engblom	49	3	13	16	61	Al Tuer	1	0	0	0
John Paul Kelly	61	6	9	15	50	Glen Healy	3	0	0	0
Brian MacLellan	27	5	8	13	19	Dave Gans	3	0	0	0
Brian Wilks	43	4	8	12	25	Team PIM				16
Dean Kennedy	78	2	10	12	132	Team Totals	80	284	459	743
GOALTENDER										
PLAYER	GP	MIN	GA	SO	EN	SA	S%	AVG	W-L-OT	
Roland Melanson	22	1,246	87	0	8	654	.867	4.19	4-16-1	
Bob Janecyk	38	2,083	162	0	2	1,130	.857	4.67	14-16-4	
Darren Eliot	27	1,481	121	0	3	801	.849	4.90	5-17-3	
Glenn Healy	1	51	6	0	0	35	.829	7.06	0-0-0	
Empty Net Goals			13			13				
Team Totals	80	4,861	389	0	13	2,633	.852	4.80	23-49-8	

RESULTS

1	Oct. 10	VANCOUVER	5-6	L	0-1-0	8,813	41	Jan. 11	@	St. Louis	4-4	T	13-23-5	12,548		
2	Oct. 12	NY ISLANDERS	4-5	OT	L	0-2-0	12,039	42	Jan. 15	NY RANGERS	3-4	L	13-24-5	11,577		
3	Oct. 13	CALGARY	2-9	L	0-3-0	7,279	43	Jan. 17	@	Vancouver	9-7	W	14-24-5	9,444		
4	Oct. 16	NY RANGERS	4-3	W	1-3-0	7,584	44	Jan. 18	VANCOUVER	4-4	T	14-24-6	12,027			
5	Oct. 18	@ Vancouver	4-5	L	1-4-0	9,777	45	Jan. 21	ST. LOUIS	6-3	W	15-24-6	7,907			
6	Oct. 20	EDMONTON	5-8	L	1-5-0	10,530	46	Jan. 23	ST. LOUIS	3-4	L	15-25-6	9,943			
7	Oct. 22	BOSTON	2-5	L	1-6-0	8,591	47	Jan. 25	@	Edmonton	2-5	L	15-26-6	17,368		
8	Oct. 25	@ NY Rangers	0-5	L	1-7-0	17,412	48	Jan. 27	@	Calgary	3-6	L	15-27-6	16,762		
9	Oct. 26	@ New Jersey	2-5	L	1-8-0	8,971	49	Jan. 29	MINNESOTA	4-3	W	16-27-6	9,155			
10	Oct. 29	@ NY Islanders	3-2	W	2-8-0	14,885	50	Feb. 1	@	Winnipeg	9-6	W	17-27-6	12,877		
11	Oct. 31	@ Boston	4-7	L	2-9-0	10,214	51	Feb. 2	@	Winnipeg	3-6	L	17-28-6	12,540		
12	Nov. 2	@ Hartford	8-1	W	3-9-0	12,024	52	Feb. 6	@	Calgary	2-7	L	17-29-6	16,762		
13	Nov. 3	@ Philadelphia	4-7	L	3-10-0	17,211	53	Feb. 8	NY ISLANDERS	3-4	L	17-30-6	16,005			
14	Nov. 6	EDMONTON	4-4	T	3-10-1	10,677	54	Feb. 9	CALGARY	3-7	L	17-31-6	9,130			
15	Nov. 9	MONTREAL	0-6	L	3-11-1	13,101	55	Feb. 12	QUEBEC	2-5	L	17-32-6	8,811			
16	Nov. 13	DETROIT	2-7	L	3-12-1	8,473	56	Feb. 15	WASHINGTON	1-4	L	17-33-6	11,273			
17	Nov. 16	PITTSBURGH	4-3	OT	W	4-12-1	10,141	57	Feb. 17	@	Montreal	3-2	OT	W	18-33-6	16,326
18	Nov. 19	NEW JERSEY	3-6	L	4-13-1	7,990	58	Feb. 18	@	Quebec	5-4	W	19-33-6	15,352		
19	Nov. 21	@ Detroit	5-4	OT	W	5-13-1	16,287	59	Feb. 20	@	Philadelphia	3-5	L	19-34-6	17,211	
20	Nov. 23	@ Minnesota	2-4	L	5-14-1	14,490	60	Feb. 22	@	New Jersey	5-2	W	20-34-6	11,058		
21	Nov. 24	@ Chicago	4-4	T	5-14-2	17,517	61	Feb. 24	@	Pittsburgh	5-6	OT	20-35-6	11,446		
22	Nov. 27	HARTFORD	0-9	L	5-15-2	8,888	62	Feb. 27	CHICAGO	3-6	L	20-36-6	11,840			
23	Nov. 30	CHICAGO	4-4	T	5-15-3	12,136	63	Mar. 1	MONTREAL	4-6	L	20-37-6	12,109			
24	Dec. 3	EDMONTON	4-8	L	5-16-3	10,398	64	Mar. 2	CALGARY	1-5	L	20-38-6	9,059			
25	Dec. 5	@ Edmonton	6-6	T	5-16-4	17,048	65	Mar. 5	@	Edmonton	3-6	L	20-39-6	17,226		
26	Dec. 7	@ Winnipeg	3-2	W	6-16-4	13,095	66	Mar. 6	@	Vancouver	5-5	T	20-39-7	8,702		
27	Dec. 8	@ Winnipeg	4-1	W	7-16-4	11,435	67	Mar. 9	EDMONTON	3-7	L	20-40-7	16,005			
28	Dec. 10	@ Calgary	5-6	L	7-17-4	16,762	68	Mar. 12	DETROIT	0-3	L	20-41-7	10,432			
29	Dec. 12	@ Calgary	0-5	L	7-18-4	16,762	69	Mar. 15	BUFFALO	5-3	W	21-41-7	11,349			
30	Dec. 14	WASHINGTON	4-5	L	7-19-4	10,029	70	Mar. 17	@	Toronto	6-7	L	21-42-7	15,350		
31	Dec. 18	TORONTO	4-3	W	8-19-4	7,893	71	Mar. 18	@	Washington	5-2	W	22-42-7	14,634		
32	Dec. 20	@ Edmonton	4-9	L	8-20-4	17,114	72	Mar. 20	@	Boston	3-6	L	22-43-7	10,957		
33	Dec. 21	VANCOUVER	2-6	L	8-21-4	8,893	73	Mar. 22	@	Hartford	3-6	L	22-44-7	12,198		
34	Dec. 28	WINNIPEG	4-4	W	9-21-4	9,969	74	Mar. 23	@	Buffalo	1-6	L	22-45-7	16,433		
35	Dec. 30	WINNIPEG	4-2	W	10-21-4	8,577	75	Mar. 26	CALGARY	7-3	W	23-45-7	9,620			
36	Jan. 2	PHILADELPHIA	4-7	L	10-22-4	12,013	76	Mar. 28	@	Vancouver	1-2	OT	23-46-7	13,063		
37	Jan. 4	@ Toronto	6-4	W	11-22-4	15,729	77	Mar. 29	QUEBEC	3-5	L	23-47-7	10,984			
38	Jan. 5	@ Buffalo	3-2	W	12-22-4	13,590	78	Mar. 31	WINNIPEG	2-5	L	23-48-7	9,170			
39	Jan. 8	@ Pittsburgh	3-7	L	12-23-4	12,090	79	Apr. 2	WINNIPEG	4-4	T	23-48-8	8,843			
40	Jan. 10	@ Minnesota	4-3	W	13-23-4	10,553	80	Apr. 5	VANCOUVER	3-5	L	23-49-8	9,987			

KINGS 1986-87 SEASON IN REVIEW

Record: 31-41-8 (70 points)
Smythe Division Finish: 4th

General Manager: Rogie Vachon
Head Coach: Pat Quinn (18-20-4)/
Mike Murphy (13-21-4)
Captain: Dave Taylor

SCORING										
PLAYER	GP	G	A	PTS	PIM	PLAYER	GP	G	A	PTS
Luc Robitaille	79	45	39	84	28	Larry Playfair	37	2	7	9
Bernie Nicholls	80	33	48	81	101	Craig Redmond	16	1	7	8
Jimmy Carson	80	37	42	79	22	Paul Guay	35	2	5	7
Marcel Dionne	67	24	50	74	54	Roland Melanson	46	0	6	6
Dave Taylor	67	18	44	62	84	Bob Carpenter	10	2	3	5
Jim Fox	76	19	42	61	48	Dave Langevin	11	0	4	4
Bryan Erickson	68	20	30	50	26	Joe Paterson	45	2	1	3
Steve Duchesne	75	13	25	38	74	Tom Laidlaw	11	0	3	3
Grant Ledyard	67	14	23	37	93	Lyle Phair	5	2	0	2
Jay Wells	77	7	29	36	155	Peter Hammond	10	0	2	2
Morris Lukowich	60	14	21	35	64	Ken Dineen	11	0	2	2
Dave Williams	76	16	18	34	358	Al Jensen	5	0	1	1
Sean McKenna	69	14	19	33	10	Darren Eliot	24	0	1	1
Mark Hardy	73	3	27	30	120	Brian Wilks	1	0	0	0
Bob Bourne	78	13	9	22	35	Craig Duncanson	2	0	0	0
Phil Sykes	58	6	15	21	133	Bob Janecyk	7	0	0	0
Dean Kennedy	66	6	14	20	91	Team PIM				18
Garry Galley	30	5	11	16	57	Team Totals	80	318	548	866
GOALTENDER										
PLAYER	GP	MIN	GA	SO	EN	SA	S%	AVG	W-L-OT	
Roland Melanson	46	2,734	168	1	3	1,420	.882	3.69	18-21-6	
Darren Eliot	24	1,404	103	1	5	692	.851	4.40	8-13-2	
Bob Janecyk	7	420	34	0	0	222	.847	4.86	4-3-0	
Al Jensen	5	300	27	0	1	154	.825	5.40	1-4-0	
Empty Net Goals			9			9				
Team Totals	80	4,858	341	2	9	2,497	.863	4.21	31-41-8	

RESULTS

1	Oct. 9	ST. LOUIS	5-4	L	0-1-0	8,403	41	Jan. 7	@ Edmonton	6-1	W	18-19-4	17,317	
2	Oct. 11	NY ISLANDERS	5-4	W	1-1-0	9,780	42	Jan. 8	@ Calgary	4-5	L	18-20-4	16,798	
3	Oct. 14	@ Pittsburgh	3-4	OT	L	1-2-0	9,130	43	Jan. 10	BUFFALO	5-8	L	18-21-4	12,441
4	Oct. 15	@ Detroit	4-3	OT	W	2-2-0	16,053	44	Jan. 14	VANCOUVER	4-0	W	19-21-4	9,010
5	Oct. 18	BOSTON	1-4	L	2-3-0	10,263	45	Jan. 16	@ St. Louis	5-3	W	20-21-4	12,770	
6	Oct. 19	EDMONTON	7-6	W	3-3-0	8,795	46	Jan. 17	@ St. Louis	4-4	T	20-21-5	12,847	
7	Oct. 22	@ NY Rangers	4-5	OT	L	3-4-0	14,587	47	Jan. 19	NY RANGERS	2-2	T	20-21-6	11,091
8	Oct. 23	@ New Jersey	3-5	L	3-5-0	5,313	48	Jan. 21	PITTSBURGH	10-5	W	21-21-6	8,902	
9	Oct. 25	@ NY Islanders	3-4	L	3-6-0	13,941	49	Jan. 23	MINNESOTA	3-6	L	21-22-6	16,005	
10	Oct. 27	@ Montreal	5-6	L	3-7-0	16,094	50	Jan. 28	NEW JERSEY	6-2	W	22-22-6	8,446	
11	Oct. 28	@ Quebec	2-6	L	3-8-0	13,352	51	Jan. 31	@ Montreal	3-5	L	22-23-6	17,514	
12	Nov. 2	@ Edmonton	5-5	T	3-8-1	16,846	52	Feb. 1	@ Quebec	2-3	L	22-24-6	15,283	
13	Nov. 3	@ Calgary	2-4	L	3-9-1	16,798	53	Feb. 4	@ Toronto	4-5	L	22-25-6	16,382	
14	Nov. 6	MONTREAL	4-6	L	3-10-1	9,561	54	Feb. 6	@ Winnipeg	1-6	L	22-26-6	13,168	
15	Nov. 8	HARTFORD	4-3	W	4-10-1	11,976	55	Feb. 8	@ Winnipeg	1-3	L	22-27-6	14,574	
16	Nov. 11	WINNIPEG	4-3	W	5-10-1	7,457	56	Feb. 14	HARTFORD	5-2	W	23-27-6	11,240	
17	Nov. 13	WINNIPEG	5-6	L	5-11-1	7,153	57	Feb. 16	TORONTO	1-1	T	23-27-7	10,942	
18	Nov. 15	CALGARY	4-1	W	6-11-1	11,860	58	Feb. 18	WASHINGTON	7-4	W	24-27-7	8,761	
19	Nov. 18	@ Washington	6-5	W	7-11-1	9,127	59	Feb. 21	PHILADELPHIA	2-4	L	24-28-7	16,005	
20	Nov. 19	@ Chicago	4-4	T	7-11-2	15,793	60	Feb. 24	WINNIPEG	8-3	W	25-28-7	7,336	
21	Nov. 21	@ Winnipeg	4-1	W	8-11-2	14,988	61	Feb. 26	WINNIPEG	3-4	L	25-29-7	10,405	
22	Nov. 23	@ Winnipeg	2-3	L	8-12-2	13,003	62	Feb. 28	@ Minnesota	3-6	L	25-30-7	13,055	
23	Nov. 25	@ Vancouver	5-11	L	8-13-2	8,036	63	Mar. 1	@ Chicago	1-6	L	25-31-7	17,466	
24	Nov. 26	VANCOUVER	3-5	L	8-14-2	8,797	64	Mar. 3	MINNESOTA	4-4	T	25-31-8	8,598	
25	Nov. 29	NEW JERSEY	9-6	W	9-14-2	11,273	65	Mar. 5	@ Calgary	2-9	L	25-32-8	16,798	
26	Dec. 2	DETROIT	5-4	W	10-14-2	7,257	66	Mar. 6	@ Edmonton	3-9	L	25-33-8	17,502	
27	Dec. 4	TORONTO	4-3	W	11-14-2	7,963	67	Mar. 8	VANCOUVER	5-2	W	26-33-8	10,118	
28	Dec. 6	CHICAGO	7-2	W	12-14-2	12,745	68	Mar. 11	BUFFALO	2-3	L	26-34-8	9,343	
29	Dec. 9	@ NY Islanders	7-2	W	13-14-2	14,168	69	Mar. 14	QUEBEC	3-6	L	26-35-8	12,651	
30	Dec. 10	@ NY Rangers	4-5	L	13-15-2	16,988	70	Mar. 17	@ Washington	5-4	W	27-35-8	12,210	
31	Dec. 13	CALGARY	3-6	L	13-16-2	9,870	71	Mar. 19	@ Philadelphia	5-2	W	28-35-8	17,222	
32	Dec. 14	EDMONTON	2-4	L	13-17-2	11,373	72	Mar. 21	@ Boston	6-8	L	28-36-8	11,167	
33	Dec. 17	PITTSBURGH	3-0	W	14-17-2	9,020	73	Mar. 22	@ Hartford	3-6	L	28-37-8	15,126	
34	Dec. 20	@ Edmonton	8-8	T	14-17-3	16,927	74	Mar. 25	@ Detroit	6-1	W	29-37-8	19,140	
35	Dec. 22	@ Calgary	5-3	W	15-17-3	16,798	75	Mar. 26	@ Buffalo	5-3	W	30-37-8	14,353	
36	Dec. 23	@ Vancouver	4-6	L	15-18-3	8,283	76	Mar. 28	CALGARY	3-4	L	30-38-8	13,379	
37	Dec. 27	BOSTON	2-1	OT	W	16-18-3	13,648	77	Mar. 30	CALGARY	5-4	W	31-38-8	8,431
38	Dec. 30	PHILADELPHIA	4-1	W	17-18-3	14,794	78	Apr. 1	VANCOUVER	3-8	L	31-39-8	8,161	
39	Jan. 2	@ Vancouver	3-3	T	17-18-4	10,144	79	Apr. 4	EDMONTON	3-7	L	31-40-8	16,005	
40	Jan. 3	EDMONTON	1-8	L	17-19-4	16,005	80	Apr. 5	@ Vancouver	2-5	L	31-41-8	9,124	

KINGS 1987-88 SEASON IN REVIEW

Record: 30-42-8 (68 points)
Smythe Division Finish: 4th

General Manager: Rogie Vachon
Head Coach: Mike Murphy (7-16-4)/Rogie Vachon (0-1-0)/
 Robbie Ftorek (23-25-4)
Captain: Dave Taylor

SCORING											
PLAYER	GP	G	A	PTS	PIM	PLAYER	GP	G	A	PTS	PIM
Luc Robitaille	80	53	58	111	82	Grant Ledyard	23	1	7	8	52
Jimmy Carson	80	55	52	107	45	Tim Tockey	20	1	6	7	8
Bernie Nicholls	65	32	46	78	114	Larry Playfair	54	0	7	7	197
Dave Taylor	68	26	41	67	129	Sean McKenna	30	3	2	5	12
Steve Duchesne	71	16	39	55	109	Ken Baumgartner	30	2	3	5	189
Bob Carpenter	71	19	33	52	84	John English	3	1	3	4	4
Jim Fox	68	16	35	51	18	Joe Paterson	32	1	3	4	113
Paul Fenton	71	20	23	43	46	Glenn Healy	34	0	2	2	6
Mike Allison	37	16	12	28	57	Dan Gratton	7	1	0	1	5
Mark Hardy	61	6	22	28	99	Eric Germain	4	0	1	1	13
Jay Wells	58	2	23	25	159	Denis Larocque	8	0	1	1	18
Phil Sykes	40	9	12	21	82	Bob Kudelski	26	0	1	1	8
Bryan Erickson	42	6	15	21	20	Wayne McBean	27	0	1	1	26
Bob Bourne	72	7	11	18	28	Craig Redmond	2	0	0	0	0
Ken Hammond	46	7	9	16	69	Dave Williams	2	0	0	0	6
Tom Laidlaw	57	1	12	13	47	Bob Janecyk	5	0	0	0	2
Craig Laughlin	19	4	8	12	6	Petr Prajzler	7	0	0	0	2
Chris Kontos	6	2	10	12	2	Glen Currie	7	0	0	0	0
Dean Kennedy	58	1	11	12	158	Craig Duncanson	9	0	0	0	12
Lyle Phair	28	4	6	10	8	Roland Melanson	47	0	0	0	16
Paul Guay	33	4	4	8	40	Team PIM					16
Ron Duguay	15	2	6	8	17	Team Totals	80	318	525	843	2,124
GOALTENDER											
PLAYER	GP	MIN	GA	SO	EN	SA	S%	AVG	W-L-OT		
Glenn Healy	34	1,869	135	1	4	1,005	.866	4.33	12-18-1		
Roland Melanson	47	2,676	195	2	2	1,399	.861	4.37	17-20-7		
Bob Janecyk	5	303	23	0	0	165	.861	4.55	1-4-0		
Empty Net Goals			6			6					
Team Totals	80	4,848	359	3	6	2,575	.861	4.44	30-42-8		

RESULTS

1 Oct. 8	NY ISLANDERS	1-4	L	0-1-0	10,748	41 Jan. 4	@ New Jersey	6-3	W	13-24-4	8,386
2 Oct. 10	ST. LOUIS	4-2	W	1-1-0	9,619	42 Jan. 5	@ Pittsburgh	4-4	T	13-24-5	16,168
3 Oct. 11	EDMONTON	2-9	L	1-2-0	10,237	43 Jan. 8	@ Detroit	3-5	L	13-25-5	19,659
4 Oct. 15	BOSTON	2-3	L	1-3-0	8,964	44 Jan. 10	@ Chicago	2-5	L	13-26-5	14,508
5 Oct. 18	VANCOUVER	2-4	L	1-4-0	8,367	45 Jan. 11	@ Minnesota	5-4	W	14-26-5	10,123
6 Oct. 21	@ Edmonton	2-6	L	1-5-0	15,841	46 Jan. 13	WASHINGTON	3-8	L	14-27-5	11,576
7 Oct. 23	@ Winnipeg	3-4	L	1-6-0	11,480	47 Jan. 16	HARTFORD	3-4	L	14-28-5	13,638
8 Oct. 25	@ Winnipeg	2-1	W	2-6-0	10,469	48 Jan. 19	NY RANGERS	6-3	W	15-28-5	11,496
9 Oct. 27	@ Pittsburgh	4-4	T	2-6-1	9,130	49 Jan. 21	@ Calgary	5-4 OT	W	16-28-5	18,068
10 Oct. 28	@ NY Rangers	4-3	W	3-6-1	16,179	50 Jan. 22	@ Winnipeg	3-5	L	16-29-5	11,440
11 Oct. 30	@ Buffalo	1-5	L	3-7-1	11,489	51 Jan. 24	@ Winnipeg	2-1	W	17-29-5	11,944
12 Nov. 1	@ Philadelphia	1-4	L	3-8-1	17,314	52 Jan. 26	@ Quebec	3-5	L	17-30-5	13,982
13 Nov. 4	BUFFALO	4-5	L	3-9-1	8,587	53 Jan. 27	@ Toronto	2-5	L	17-31-5	15,664
14 Nov. 7	NY RANGERS	5-4	W	4-9-1	16,005	54 Jan. 30	MINNESOTA	5-0	W	18-31-5	13,906
15 Nov. 10	EDMONTON	4-4	T	4-9-2	11,393	55 Feb. 2	@ Vancouver	2-5	L	18-32-5	9,959
16 Nov. 13	@ Calgary	7-10	L	4-10-2	19,143	56 Feb. 3	VANCOUVER	7-2	W	19-32-5	9,856
17 Nov. 14	QUEBEC	8-7	W	5-10-2	12,105	57 Feb. 6	EDMONTON	7-2	W	20-32-5	16,005
18 Nov. 17	@ NY Islanders	3-4	L	5-11-2	13,001	58 Feb. 7	CALGARY	2-5	L	20-33-5	10,800
19 Nov. 19	@ Philadelphia	5-7	L	5-12-2	17,306	59 Feb. 11	QUEBEC	5-3	W	21-33-5	9,325
20 Nov. 21	@ Toronto	6-6	T	5-12-3	16,382	60 Feb. 13	PITTSBURGH	5-7	L	21-34-5	13,658
21 Nov. 22	@ Buffalo	8-5	W	6-12-3	11,126	61 Feb. 15	DETROIT	1-6	L	21-35-5	11,182
22 Nov. 25	CHICAGO	4-4	W	7-12-3	12,349	62 Feb. 17	@ Minnesota	5-4	W	22-35-5	10,279
23 Nov. 28	CALGARY	6-8	L	7-13-3	12,977	63 Feb. 18	@ St. Louis	4-7	L	22-36-5	11,820
24 Nov. 29	NEW JERSEY	2-2	T	7-13-4	7,692	64 Feb. 20	TORONTO	3-0	W	23-36-5	12,297
25 Dec. 1	WINNIPEG	6-7 OT	L	7-14-4	7,817	65 Feb. 24	WASHINGTON	4-3	W	24-36-5	9,620
26 Dec. 3	WINNIPEG	4-5 OT	L	7-15-4	9,117	66 Feb. 27	PHILADELPHIA	6-8	L	24-37-5	16,005
27 Dec. 5	@ Montreal	4-6	L	7-16-4	16,831	67 Feb. 28	@ Vancouver	2-0	W	25-37-5	8,195
28 Dec. 6	@ Washington	3-10	L	7-17-4	10,321	68 Mar. 1	@ Edmonton	3-5	L	25-38-5	16,615
29 Dec. 9	@ New Jersey	1-2	L	7-18-4	8,413	69 Mar. 5	MONTREAL	6-7 OT	L	25-39-5	16,005
30 Dec. 10	@ Boston	3-4	L	7-19-4	11,889	70 Mar. 9	@ Hartford	4-5	L	25-40-5	14,256
31 Dec. 12	@ Hartford	2-3	L	7-20-4	14,227	71 Mar. 10	@ Boston	3-5	T	25-40-6	13,609
32 Dec. 16	EDMONTON	7-5	W	8-20-4	11,208	72 Mar. 13	ST. LOUIS	7-6	W	26-40-6	10,253
33 Dec. 19	CALGARY	1-4	L	8-21-4	10,884	73 Mar. 16	VANCOUVER	3-3	T	26-40-7	11,378
34 Dec. 20	@ Calgary	6-3	W	9-21-4	18,553	74 Mar. 18	@ Vancouver	3-5	L	26-41-7	10,021
35 Dec. 22	@ Edmonton	2-5	L	9-22-4	16,717	75 Mar. 19	@ DETROIT	7-4	W	27-41-7	16,005
36 Dec. 23	@ Vancouver	1-5	L	9-23-4	8,753	76 Mar. 23	NY ISLANDERS	2-6	L	27-42-7	11,297
37 Dec. 26	VANCOUVER	3-2	W	10-23-4	11,599	77 Mar. 26	CHICAGO	9-5	W	28-42-7	14,429
38 Dec. 28	WINNIPEG	2-5	L	10-24-4	9,917	78 Mar. 30	CALGARY	9-7	W	29-42-7	13,230
39 Dec. 30	WINNIPEG	6-4	W	11-24-4	9,919	79 Apr. 1	@ Calgary	6-3	W	30-42-7	19,626
40 Jan. 2	MONTREAL	5-2	W	12-24-4	15,482	80 Apr. 3	@ Edmonton	5-5	T	30-42-8	17,107

KINGS 1988-89 SEASON IN REVIEW

Record: 42-31-7 (91 points)
Smythe Division Finish: 2nd

General Manager: Rogie Vachon
Head Coach: Robbie Ftorek
Captain: Dave Taylor

SCORING											
PLAYER	GP	G	A	PTS	PIM	PLAYER	GP	G	A	PTS	PIM
Wayne Gretzky	78	54	114	168	26	Ken Baumgartner	49	1	3	4	288
Bernie Nicholls	79	70	80	150	96	Chris Kontos	7	2	1	3	2
Luc Robitaille	78	46	52	98	65	Tim Tockey	7	2	1	3	2
Steve Duchesne	79	25	50	75	92	Petr Prajzler	2	0	3	3	0
John Tonelli	77	31	33	64	110	Larry Playfair	6	0	3	3	16
Dave Taylor	70	26	37	63	80	Steve Richmond	9	0	2	2	26
Mike Krushelnyski	78	26	36	62	110	Kelly Hrudey	16	0	2	2	2
Mike Allison	55	14	22	36	122	Gordie Walker	11	1	0	1	2
Dale Degray	63	6	22	28	97	Hubie McDonough	4	0	1	1	0
Marty McSorley	66	10	17	27	350	Gilles Hamel	11	0	1	1	2
Bob Carpenter	39	11	15	26	16	Mark Fitzpatrick	17	0	1	1	2
Doug Crossman	74	10	15	25	53	Phil Sykes	23	0	1	1	8
Steve Kasper	29	9	15	24	14	Glenn Healy	48	0	1	1	28
Ron Duguay	70	7	17	24	48	Jim Hofford	1	0	0	0	2
Tim Watters	76	3	18	21	168	Bob Janecyk	1	0	0	0	0
Tom Laidlaw	70	3	17	20	63	Paul Guay	2	0	0	0	2
Igor Liba	27	5	13	18	21	Brian Wilks	2	0	0	0	2
Dean Kennedy	51	3	8	11	63	Bob Logan	4	0	0	0	0
Jay Miller	29	5	3	8	133	Roland Melanson	4	0	0	0	4
Jim Wiemer	9	2	3	5	20	Craig Duncanson	5	0	0	0	0
Paul Fenton	21	2	3	5	6	Dave Pasin	5	0	0	0	0
Wayne McBean	33	0	5	5	23	Team PIM					32
Bob Kudelski	14	1	3	4	17	Team Totals	80	376	621	997	2,217
Sylvain Couturier	16	1	3	4	2						
GOALTENDER	GP	MIN	GA	SO	EN	SA	S%	AVG	W-L-OT		
Kelly Hrudey	16	974	47	1	1	491	.904	2.90	10-4-2		
Bob Janecyk	1	30	2	0	0	22	.909	4.00	0-0-0		
Mark Fitzpatrick	17	957	64	0	3	566	.887	4.01	6-7-3		
Glenn Healy	48	2,699	192	0	7	1,509	.873	4.27	25-19-2		
Roland Melanson	4	178	19	0	0	109	.826	6.40	1-1-0		
Empty Net Goals			11			11					
Team Totals	80	4,854	335	1	11	2,708	.876	4.14	42-31-7		

RESULTS

1	Oct. 6	DETROIT	8-2	W	1-0-0	16,005	41	Jan. 6	@ Winnipeg	4-4	T	24-15-2	15,556
2	Oct. 8	CALGARY	6-5 OT	W	2-0-0	13,474	42	Jan. 8	@ Winnipeg	4-4	T	24-15-3	15,094
3	Oct. 9	NY ISLANDERS	6-5 OT	W	3-0-0	11,592	43	Jan. 10	EDMONTON	5-4 OT	W	25-15-3	16,005
4	Oct. 12	BOSTON	6-2	W	4-0-0	11,863	44	Jan. 12	ST. LOUIS	7-4	W	26-15-3	14,866
5	Oct. 15	PHILADELPHIA	1-4	L	4-1-0	16,005	45	Jan. 14	HARTFORD	9-6	W	27-15-3	16,005
6	Oct. 17	@ Calgary	4-11	L	4-2-0	20,002	46	Jan. 17	@ St. Louis	2-5	L	27-16-3	17,408
7	Oct. 19	@ Edmonton	6-8	L	4-3-0	17,503	47	Jan. 19	@ NY Islanders	2-4	L	27-17-3	14,552
8	Oct. 22	MINNESOTA	8-2	W	5-3-0	13,397	48	Jan. 21	@ Hartford	4-5	L	27-18-3	15,223
9	Oct. 25	EDMONTON	4-5	L	5-4-0	16,005	49	Jan. 24	@ Washington	4-4	T	27-18-4	18,130
10	Oct. 28	@ Winnipeg	7-4	W	6-4-0	14,306	50	Jan. 26	VANCOUVER	2-6	L	27-19-4	16,005
11	Oct. 30	@ Winnipeg	4-8	L	6-5-0	15,535	51	Jan. 28	EDMONTON	6-7	L	27-20-4	16,005
12	Nov. 1	@ Quebec	3-1	W	7-5-0	15,399	52	Jan. 31	CALGARY	5-8	L	27-21-4	16,005
13	Nov. 2	@ Montreal	3-5	L	7-6-0	17,596	53	Feb. 2	NEW JERSEY	6-6	T	27-21-5	14,336
14	Nov. 5	@ Toronto	6-4	W	8-6-0	16,382	54	Feb. 4	BUFFALO	5-3	W	28-21-5	16,005
15	Nov. 6	@ Chicago	5-3	W	9-6-0	17,682	55	Feb. 9	@ Boston	1-4	L	28-22-5	14,448
16	Nov. 10	HARTFORD	7-2	W	10-6-0	12,496	56	Feb. 10	@ Washington	7-6 OT	W	29-22-5	18,130
17	Nov. 12	PITTSBURGH	7-2	W	11-6-0	16,005	57	Feb. 12	@ Chicago	6-2	W	30-22-5	18,239
18	Nov. 15	VANCOUVER	6-4	W	12-6-0	11,250	58	Feb. 15	BOSTON	3-7	L	30-23-5	16,005
19	Nov. 17	NY RANGERS	5-6	L	12-7-0	16,005	59	Feb. 18	QUEBEC	11-3	W	31-23-5	16,005
20	Nov. 19	BUFFALO	5-4	W	13-7-0	15,581	60	Feb. 20	TORONTO	5-4	W	32-23-5	16,005
21	Nov. 22	@ Philadelphia	6-1	W	14-7-0	17,423	61	Feb. 22	WASHINGTON	2-7	L	32-24-5	15,003
22	Nov. 23	@ Detroit	8-3	W	15-7-0	19,875	62	Feb. 24	@ Edmonton	1-4	L	32-25-5	17,503
23	Nov. 26	@ Calgary	1-4	L	15-8-0	20,002	63	Feb. 26	@ New Jersey	1-1	T	32-25-6	19,040
24	Nov. 27	@ Vancouver	2-5	L	15-9-0	16,553	64	Feb. 27	@ NY Rangers	4-6	L	32-26-6	17,482
25	Nov. 29	NEW JERSEY	9-3	W	16-9-0	11,924	65	Mar. 1	@ Buffalo	5-4	W	33-26-6	16,433
26	Dec. 1	TORONTO	9-3	W	17-9-0	11,926	66	Mar. 2	@ St. Louis	4-6	L	33-27-6	17,195
27	Dec. 3	CHICAGO	6-4	W	18-9-0	16,005	67	Mar. 4	PHILADELPHIA	6-2	W	34-27-6	16,005
28	Dec. 6	WINNIPEG	4-5 OT	L	18-10-0	13,319	68	Mar. 7	PITTSBURGH	3-2 OT	W	35-27-6	16,005
29	Dec. 8	WINNIPEG	5-5	T	18-10-1	12,111	69	Mar. 10	@ Vancouver	2-4	L	35-28-6	16,453
30	Dec. 10	@ NY Islanders	4-3	W	19-10-1	15,405	70	Mar. 12	@ Edmonton	6-3	W	36-28-6	17,503
31	Dec. 12	@ NY Rangers	5-2	W	20-10-1	17,388	71	Mar. 14	@ Quebec	4-0	W	37-28-6	15,399
32	Dec. 14	@ Pittsburgh	4-5	L	20-11-1	16,025	72	Mar. 15	@ Montreal	2-5	L	37-29-6	17,891
33	Dec. 16	@ Detroit	6-4	W	21-11-1	19,875	73	Mar. 18	CALGARY	3-9	L	37-30-6	16,005
34	Dec. 17	@ Minnesota	2-3	L	21-12-1	13,506	74	Mar. 21	@ Edmonton	4-3	W	38-30-6	17,503
35	Dec. 20	CALGARY	7-3	W	22-12-1	16,005	75	Mar. 23	@ Calgary	2-4	L	38-31-6	20,002
36	Dec. 21	MINNESOTA	8-6	W	23-12-1	13,125	76	Mar. 25	EDMONTON	4-2	W	39-31-6	16,005
37	Dec. 23	@ Vancouver	5-2	W	24-12-1	16,138	77	Mar. 28	WINNIPEG	3-3	T	39-31-7	15,038
38	Dec. 27	MONTREAL	2-3	L	24-13-1	16,005	78	Mar. 29	WINNIPEG	2-1 OT	W	40-31-7	16,005
39	Dec. 29	VANCOUVER	3-6	L	24-14-1	16,005	79	Apr. 1	VANCOUVER	6-4	W	41-31-7	16,005
40	Jan. 5	@ Calgary	6-8	L	24-15-1	20,002	80	Apr. 2	@ Vancouver	5-4	W	42-31-7	16,160

KINGS 1989-90 SEASON IN REVIEW

Record: 34-39-7 (75 points)
Smythe Division Finish: 4th

General Manager: Rogie Vachon
Head Coach: Tom Webster
Captain: Wayne Gretzky

SCORING										
PLAYER	GP	G	A	PTS	PIM	PLAYER	GP	G	A	PTS
Wayne Gretzky	73	40	102	142	42	Petr Prajzler	34	3	7	10
Luc Robitaille	80	52	49	101	38	Tom Laidlaw	57	1	8	9
Bernie Nicholls	47	27	48	75	66	Barry Beck	52	1	7	8
John Tonelli	73	31	37	68	62	Hubie McDonough	22	3	4	7
Steve Duchesne	79	20	42	62	36	Craig Duncanson	10	3	2	5
Steve Kasper	77	17	28	45	27	Chris Kontos	6	2	2	4
Mike Krushelnyski	63	16	25	41	50	Mikael Lindholm	18	2	2	4
Dave Taylor	58	15	26	41	96	Bob Halkidis	20	0	4	56
Larry Robinson	64	7	32	39	34	Scott Bjurgstad	11	1	2	3
Bob Kudelski	62	23	13	36	49	Jim Fox	11	1	1	2
Marty McSorley	75	15	21	36	322	Ken Baumgartner	12	1	0	1
Tomas Sandstrom	28	13	20	33	28	Gordie Walker	1	0	0	0
Todd Elik	48	10	23	33	41	Robb Stauber	2	0	0	0
Brian Benning	48	5	18	23	104	Rob Blake	4	0	0	0
Mikko Makela	45	7	14	21	16	Ron Scott	12	0	0	0
Keith Crowder	55	4	13	17	93	Mario Gosselin	26	0	0	0
Mike Allison	55	2	11	13	78	Kelly Hrudey	52	0	0	0
Jay Miller	68	10	2	12	224	Team PIM				24
Tony Granato	19	5	6	11	45	Team Totals	80	338	579	917
Tim Watters	62	1	10	11	92					1,844

GOALTENDER	GP	MIN	GA	SO	EN	SA	S%	AVG	W-L-OT
Ron Scott	12	654	40	0	2	321	.875	3.67	5-6-0
Mario Gosselin	26	1,226	79	0	4	587	.865	3.87	7-11-1
Kelly Hrudey	52	2,860	194	2	7	1,532	.873	4.07	22-21-6
Robb Stauber	2	83	11	0	0	43	.744	7.95	0-1-0
Empty Net Goals			13			13			
Team Totals	80	4,846	337	2	13	2,496	.865	4.17	34-39-7

RESULTS

1 Oct. 5	TORONTO	4-2	W	1-0-0	15,598	41 Jan. 4	@ New Jersey	2-4	L	20-17-4	19,040
2 Oct. 7	EDMONTON	5-6	L	1-1-0	16,005	42 Jan. 6	@ Toronto	4-7	L	20-18-4	16,382
3 Oct. 8	DETROIT	5-0	W	2-1-0	14,258	43 Jan. 9	ST. LOUIS	3-4	L	20-19-4	15,071
4 Oct. 11	NY ISLANDERS	4-7	L	2-2-0	14,261	44 Jan. 11	EDMONTON	3-3	T	20-19-5	16,005
5 Oct. 13	@ Vancouver	6-5	W	3-2-0	16,123	45 Jan. 13	HARTFORD	3-6	L	20-20-5	16,005
6 Oct. 15	@ Edmonton	5-4 OT	W	4-2-0	17,503	46 Jan. 16	BUFFALO	2-4	L	20-21-5	16,005
7 Oct. 17	BOSTON	2-3	L	4-3-0	16,005	47 Jan. 18	DETROIT	9-4	W	21-21-5	16,005
8 Oct. 21	@ St. Louis	6-4	W	5-3-0	17,204	48 Jan. 23	@ Vancouver	3-3	T	21-21-6	16,123
9 Oct. 22	@ Chicago	4-7	L	5-4-0	17,863	49 Jan. 25	@ Edmonton	6-7	L	21-22-6	17,503
10 Oct. 25	CALGARY	0-5	L	5-5-0	16,005	50 Jan. 27	NY RANGERS	1-3	L	21-23-6	16,005
11 Oct. 27	@ Winnipeg	3-1	W	6-5-0	15,072	51 Jan. 30	NEW JERSEY	5-2	W	22-23-6	14,032
12 Oct. 29	@ Winnipeg	1-6	L	6-6-0	14,367	52 Feb. 1	CHICAGO	4-7	L	22-24-6	16,005
13 Oct. 31	@ Pittsburgh	8-4	W	7-6-0	16,015	53 Feb. 3	CALGARY	4-3	W	23-24-6	16,005
14 Nov. 2	@ Boston	4-5 OT	L	7-7-0	14,448	54 Feb. 6	@ Calgary	5-3	W	24-24-6	20,107
15 Nov. 4	@ Hartford	3-6	L	7-8-0	15,535	55 Feb. 8	WINNIPEG	1-5	L	24-25-6	15,323
16 Nov. 5	@ Buffalo	3-5	L	7-9-0	16,433	56 Feb. 10	@ Pittsburgh	6-7	L	24-26-6	16,236
17 Nov. 8	CALGARY	4-5	L	7-10-0	16,005	57 Feb. 12	@ Toronto	3-5	L	24-27-6	16,382
18 Nov. 11	MONTREAL	5-4	W	8-10-0	16,005	58 Feb. 14	@ Detroit	5-6	L	24-28-6	19,875
19 Nov. 14	@ Calgary	8-6	W	9-10-0	20,107	59 Feb. 15	@ Minnesota	3-6	L	24-29-6	15,196
20 Nov. 15	@ Edmonton	2-2	T	9-10-1	16,647	60 Feb. 17	QUEBEC	7-1	W	25-29-6	16,005
21 Nov. 18	WASHINGTON	5-3	W	10-10-1	16,005	61 Feb. 19	WASHINGTON	3-2	W	26-29-6	16,005
22 Nov. 22	CHICAGO	6-3	W	11-10-1	16,005	62 Feb. 21	MINNESOTA	4-2	W	27-29-6	16,005
23 Nov. 25	VANCOUVER	7-4	W	12-10-1	16,005	63 Feb. 24	VANCOUVER	4-6	L	27-30-6	16,005
24 Nov. 26	@ Vancouver	3-3	T	12-10-2	16,123	64 Feb. 28	EDMONTON	4-2	W	28-30-6	16,005
25 Nov. 30	EDMONTON	6-7	L	12-11-2	16,005	65 Mar. 2	@ Winnipeg	3-9	L	28-31-6	15,582
26 Dec. 2	NY RANGERS	6-0	W	13-11-2	16,005	66 Mar. 4	@ Winnipeg	2-5	L	28-32-6	15,567
27 Dec. 6	VANCOUVER	5-4 OT	W	14-11-2	14,153	67 Mar. 5	@ Calgary	0-5	L	28-33-6	20,107
28 Dec. 8	@ Edmonton	4-5 OT	L	14-12-2	17,503	68 Mar. 7	MONTREAL	2-5	L	28-34-6	16,005
29 Dec. 10	@ Quebec	8-4	W	15-12-2	15,399	69 Mar. 10	PITTSBURGH	8-2	W	29-34-6	16,005
30 Dec. 11	@ Montreal	2-2	T	15-12-3	17,899	70 Mar. 12	@ NY Rangers	6-2	W	30-34-6	16,651
31 Dec. 13	@ Hartford	5-2	W	16-12-3	13,932	71 Mar. 14	@ Buffalo	6-5 OT	W	31-34-6	14,433
32 Dec. 15	@ New Jersey	5-7	L	16-13-3	19,040	72 Mar. 17	@ Boston	5-4	W	32-34-6	16,448
33 Dec. 16	@ Philadelphia	2-5	L	16-14-3	17,423	73 Mar. 18	@ Philadelphia	4-7	L	32-35-6	17,423
34 Dec. 19	WINNIPEG	9-5	W	17-14-3	14,158	74 Mar. 20	@ Minnesota	2-5	L	32-36-6	14,032
35 Dec. 21	QUEBEC	6-1	W	18-14-3	15,265	75 Mar. 22	NY ISLANDERS	3-1	W	33-36-6	16,005
36 Dec. 23	VANCOUVER	4-1	W	19-14-3	16,005	76 Mar. 24	ST. LOUIS	9-3	W	34-36-6	16,005
37 Dec. 27	CALGARY	5-5	T	19-14-4	16,005	77 Mar. 27	WINNIPEG	4-4	T	34-37-6	16,005
38 Dec. 30	PHILADELPHIA	3-6	L	19-15-4	16,005	78 Mar. 29	WINNIPEG	0-1	L	34-37-7	16,005
39 Jan. 1	@ Washington	7-4	W	20-15-4	18,130	79 Mar. 31	@ Vancouver	3-6	L	34-38-7	16,123
40 Jan. 2	@ NY Islanders	3-5	L	20-16-4	14,704	80 Apr. 1	@ Calgary	4-8	L	34-39-7	20,107

KINGS 1990-91 SEASON IN REVIEW

Record: 46-24-10 (102 points)
Smythe Division Finish: 1st

General Manager: Rogie Vachon
Head Coach: Tom Webster
Captain: Wayne Gretzky

SCORING										
PLAYER	GP	G	A	PTS	PIM	PLAYER	GP	G	A	PTS
Wayne Gretzky	78	41	122	163	16	Mike Donnelly	53	7	5	12
Luc Robitaille	76	45	46	91	68	Rod Buskas	57	3	8	11
Tomas Sandstrom	68	45	44	89	106	Scott Bjurgstad	31	2	4	6
Tony Granato	68	30	34	64	154	Mike Krushelnyski	15	1	5	6
Steve Duchesne	78	21	41	62	66	Frank Breault	17	1	4	5
Todd Elik	74	21	37	58	58	Bob Halkidis	34	1	3	4
Dave Taylor	73	23	30	53	148	Tim Watters	45	0	4	4
Rob Blake	75	12	34	46	125	Jim Thomson	8	1	0	1
Marty McSorley	61	7	32	39	221	Rene Chappdelaine	3	0	1	1
Bob Kudelski	72	23	13	36	46	Sylvain Couturier	3	0	1	1
Brian Benning	61	7	24	31	127	Rick Hayward	4	0	0	0
John Tonelli	71	14	16	30	49	Dennis Smith	4	0	0	0
Steve Kasper	67	9	19	28	33	Ilkka Sinisalo	7	0	0	0
Larry Robinson	62	1	22	23	16	Daniel Berthiaume	37	0	0	0
Brad Jones	53	9	11	20	57	Kelly Hrudey	47	0	0	0
Jay Miller	66	8	12	20	259	Team PIM				24
John McIntyre	56	8	5	13	115	Team Totals	80	340	577	917

GOALTENDER	GP	MIN	GA	SO	EN	SA	S%	AVG	W-L-OT
Kelly Hrudey	47	2,730	132	3	4	1,321	.900	2.90	26-13-6
Daniel Berthiaume	37	2,119	117	1	1	1,086	.892	3.31	20-11-4
Empty Net Goals			5			5			
Team Totals	80	4,863	254	4	5	2,412	.895	3.13	46-24-10

RESULTS

1	Oct. 4	NY ISLANDERS	4-1	W	1-0-0	16,005	41	Jan. 6	@ Chicago	3-1	W	22-14-5	18,472
2	Oct. 6	VANCOUVER	3-6	L	1-1-0	13,753	42	Jan. 8	HARTFORD	4-3 OT	W	23-14-5	16,005
3	Oct. 9	@ Vancouver	6-2	W	2-1-0	15,685	43	Jan. 10	BUFFALO	5-2	W	24-14-5	16,005
4	Oct. 11	EDMONTON	5-5	T	2-1-1	13,831	44	Jan. 12	VANCOUVER	6-2	W	25-14-5	16,005
5	Oct. 13	BOSTON	7-1	W	3-1-1	16,005	45	Jan. 14	@ New Jersey	6-1	W	26-14-5	15,803
6	Oct. 14	ST. LOUIS	4-1	W	4-1-1	13,777	46	Jan. 16	@ Hartford	3-4	L	26-15-5	14,893
7	Oct. 17	MINNESOTA	5-2	W	5-1-1	12,281	47	Jan. 17	@ Boston	3-5	L	26-16-5	14,448
8	Oct. 19	HARTFORD	5-2	W	6-1-1	14,499	48	Jan. 22	@ Edmonton	2-4	L	26-17-5	17,503
9	Oct. 23	CALGARY	6-4	W	7-1-1	16,005	49	Jan. 25	@ Vancouver	5-1	W	27-17-5	16,123
10	Oct. 26	@ Winnipeg	2-6	L	7-2-1	15,566	50	Jan. 26	VANCOUVER	5-4	W	28-17-5	16,005
11	Oct. 28	@ Winnipeg	6-2	W	8-2-1	14,087	51	Jan. 30	NEW JERSEY	2-4	L	28-18-5	16,005
12	Oct. 30	@ NY Islanders	4-1	W	9-2-1	12,760	52	Feb. 2	VANCOUVER	9-1	W	29-18-5	16,005
13	Oct. 31	@ NY Rangers	4-9	L	9-3-1	16,325	53	Feb. 4	@ Detroit	6-4	W	30-18-5	19,875
14	Nov. 2	@ Washington	3-4	L	9-4-1	18,130	54	Feb. 5	@ Philadelphia	3-2	W	31-18-5	17,382
15	Nov. 4	@ Chicago	2-0	W	10-4-1	18,472	55	Feb. 8	@ Buffalo	4-4	T	31-18-6	16,325
16	Nov. 8	DETROIT	5-1	W	11-4-1	16,005	56	Feb. 9	@ St. Louis	4-5	L	31-19-6	18,299
17	Nov. 10	EDMONTON	7-4	W	12-4-1	16,005	57	Feb. 12	CALGARY	4-4	T	31-19-7	16,005
18	Nov. 14	BUFFALO	4-2	W	13-4-1	16,005	58	Feb. 14	@ Edmonton	4-2	W	32-19-7	17,503
19	Nov. 17	PITTSBURGH	2-1 OT	W	14-4-1	16,005	59	Feb. 16	BOSTON	4-5 OT	L	32-20-7	16,005
20	Nov. 20	NEW JERSEY	5-4	W	15-4-1	16,005	60	Feb. 18	WASHINGTON	5-2	W	33-20-7	16,005
21	Nov. 22	@ Calgary	3-6	L	15-5-1	20,132	61	Feb. 20	QUEBEC	6-1	W	34-20-7	16,005
22	Nov. 24	@ Montreal	4-2	W	16-5-1	17,955	62	Feb. 22	@ Winnipeg	6-4	W	35-20-7	15,523
23	Nov. 25	@ Quebec	4-4	T	16-5-2	14,239	63	Feb. 24	@ Winnipeg	5-3	W	36-20-7	15,568
24	Nov. 27	@ Detroit	3-4	L	16-6-2	19,875	64	Feb. 26	PITTSBURGH	8-2	W	37-20-7	16,005
25	Nov. 29	@ St. Louis	4-4	T	16-6-3	17,982	65	Feb. 28	WINNIPEG	4-2	W	38-20-7	16,005
26	Dec. 1	TORONTO	3-4	L	16-7-3	16,005	66	Mar. 2	WINNIPEG	6-3	W	39-20-7	16,005
27	Dec. 5	WINNIPEG	3-3	T	16-7-4	14,646	67	Mar. 5	@ Washington	3-3	T	39-20-8	17,583
28	Dec. 8	WINNIPEG	4-4	T	16-7-5	16,005	68	Mar. 7	@ Pittsburgh	2-3	L	39-21-8	16,164
29	Dec. 11	NY RANGERS	4-6	L	16-8-5	16,005	69	Mar. 9	@ Quebec	3-0	W	40-21-8	15,399
30	Dec. 13	CALGARY	1-4	L	16-9-5	16,005	70	Mar. 10	@ Montreal	4-4	T	40-21-9	17,748
31	Dec. 15	EDMONTON	8-3	W	17-9-5	16,005	71	Mar. 12	PHILADELPHIA	6-0	W	41-21-9	16,005
32	Dec. 18	@ Edmonton	3-4	L	17-10-5	17,503	72	Mar. 14	CHICAGO	3-6	L	41-22-9	16,005
33	Dec. 20	@ Calgary	4-3 OT	W	18-10-5	20,132	73	Mar. 16	@ Calgary	4-3	W	42-22-9	20,138
34	Dec. 22	@ Vancouver	3-4	L	18-11-5	16,123	74	Mar. 17	@ Vancouver	4-5 OT	L	42-23-9	16,123
35	Dec. 27	PHILADELPHIA	5-7	L	18-12-5	16,005	75	Mar. 20	TORONTO	4-4	T	42-23-10	16,005
36	Dec. 29	MONTREAL	2-3	L	18-13-5	16,005	76	Mar. 23	CALGARY	8-4	W	43-23-10	16,005
37	Dec. 31	@ Minnesota	4-2	W	19-13-5	12,015	77	Mar. 24	@ Edmonton	4-3 OT	W	44-23-10	17,503
38	Jan. 2	@ NY Rangers	1-4	L	19-14-5	16,792	78	Mar. 26	EDMONTON	2-0	W	45-23-10	16,005
39	Jan. 3	@ NY Islanders	6-3	W	20-14-5	12,585	79	Mar. 28	MINNESOTA	6-5	W	46-23-10	16,005
40	Jan. 5	@ Toronto	4-2	W	21-14-5	16,382	80	Mar. 31	@ Calgary	3-5	L	46-24-10	20,132

General Manager: Rogie Vachon
Head Coach: Tom Webster
Captain: Wayne Gretzky

SCORING											
PLAYER	GP	G	A	PTS	PIM	PLAYER	GP	G	A	PTS	PIM
Wayne Gretzky	74	31	90	121	34	Scott Bjogstad	22	2	4	6	10
Luc Robitaille	80	44	63	107	95	Darryll Sydor	18	1	5	6	22
Tony Granato	80	39	29	68	187	Paul Coffey	10	1	4	5	25
Jari Kurri	73	23	37	60	24	Brent Thompson	27	0	5	5	89
Mike Donnelly	80	29	16	45	20	Sylvain Couturier	14	3	1	4	2
Bob Kudelski	80	22	21	43	42	Jim Thomson	45	1	2	3	162
Corey Millen	46	20	21	41	44	Jeff Chychryn	26	0	3	3	76
Tomas Sandstrom	49	17	22	39	70	Frank Breault	6	1	0	1	30
Brian Benning	53	2	30	32	99	Dave Govere	2	0	1	1	0
Dave Taylor	77	10	19	29	63	Ilkka Sinisalo	3	0	1	1	2
Marty McSorley	71	7	22	29	268	Steve Weeks	7	0	1	1	0
John McIntyre	73	5	19	24	100	René Chappdelaine	16	0	1	1	10
Charlie Huddy	56	4	19	23	43	Kelly Hrudey	60	0	1	1	12
Rob Blake	57	7	13	20	102	Sean Whyte	3	0	0	0	0
Peter Ahola	71	7	12	19	101	Shawn McCosh	4	0	0	0	4
Larry Robinson	56	3	10	13	37	Rod Buskas	5	0	0	0	11
Jay Miller	67	4	7	11	249	Daniel Berthiaume	19	0	0	0	0
Randy Gilhen	33	3	6	9	14	Team PIM					10
Kyosti Korpela	28	1	8	9	12	Team Totals	80	287	500	787	2,161
Tim Watters	37	0	7	7	92						
GOALTENDER											
	GP	MIN	GA	SO	EN	SA	S%	AVG	W-L-OT		
Kelly Hrudey	60	3,509	197	1	4	1,916	.897	3.37	26-17-13		
Daniel Berthiaume	19	979	66	0	2	541	.878	4.04	7-10-1		
Steve Weeks	7	252	17	0	1	136	.875	4.05	1-3-0		
Dave Govere	2	120	9	0	0	63	.857	4.50	1-1-0		
Empty Net Goals			7			7					
Team Totals	80	4,874	296	1	7	2,663	.889	3.64	35-31-14		

RESULTS

1	Oct. 4	@	Winnipeg	6-3	W	1-0-0	14,558	41	Jan. 9	@	Philadelphia	2-5	L	17-17-7	17,380
2	Oct. 6	@	Edmonton	2-2	T	1-0-1	16,962	42	Jan. 10	@	Washington	4-7	L	17-17-7	18,130
3	Oct. 8		EDMONTON	6-3	W	2-0-1	16,005	43	Jan. 12	@	New Jersey	2-5	L	17-19-7	13,489
4	Oct. 10		CALGARY	1-7	L	2-1-1	16,005	44	Jan. 14		SAN JOSE	3-3	T	17-19-8	16,005
5	Oct. 12		WINNIPEG	3-3	T	2-1-2	16,005	45	Jan. 16		WASHINGTON	2-2	T	17-19-9	16,005
6	Oct. 16		SAN JOSE	5-5	W	3-1-2	16,005	46	Jan. 22	@	Minnesota	3-3	T	17-19-10	15,841
7	Oct. 19		MINNESOTA	5-2	W	4-1-2	16,005	47	Jan. 23	@	St. Louis	6-5	W	18-19-10	17,808
8	Oct. 22	@	New Jersey	2-5	L	4-2-2	13,334	48	Jan. 25		CALGARY	4-3	W	19-19-10	16,005
9	Oct. 23	@	NY Rangers	2-7	L	4-3-2	16,910	49	Jan. 28		ST. LOUIS	3-3	T	19-19-11	16,005
10	Oct. 26	@	NY Islanders	4-2	W	5-3-2	10,255	50	Jan. 30		NY RANGERS	1-4	L	19-20-11	16,005
11	Oct. 28	@	Detroit	4-3	W	6-3-2	19,875	51	Feb. 1		CHICAGO	2-0	W	20-20-11	16,005
12	Oct. 30	@	Hartford	4-4	T	6-3-3	10,780	52	Feb. 4		NY ISLANDERS	1-2	L	20-21-11	16,005
13	Oct. 31	@	Boston	4-2	W	7-3-3	14,581	53	Feb. 6		HARTFORD	5-5	T	20-21-12	16,005
14	Nov. 2	@	Toronto	5-2	W	8-3-3	15,842	54	Feb. 8	@	Pittsburgh	4-3	W	21-21-12	16,164
15	Nov. 7		VANCOUVER	3-4	L	8-4-3	16,005	55	Feb. 9	@	Buffalo	5-4	W	22-21-12	16,325
16	Nov. 9		EDMONTON	4-4	T	8-4-4	16,005	56	Feb. 11	@	St. Louis	2-3	L	22-22-12	17,557
17	Nov. 11	@	Winnipeg	2-6	L	8-5-4	13,963	57	Feb. 13	@	Chicago	2-2	T	22-22-13	18,472
18	Nov. 12	@	Vancouver	2-8	L	8-6-4	16,125	58	Feb. 15		WASHINGTON	6-3	W	23-22-13	16,005
19	Nov. 14		BUFFALO	2-2	T	8-6-5	16,005	59	Feb. 17		BOSTON	6-3	W	24-22-13	16,005
20	Nov. 16		DETROIT	3-5	L	8-7-5	16,005	60	Feb. 19	@	Edmonton	3-4	L	24-23-13	17,503
21	Nov. 19	@	San Jose	3-2	OT W	9-7-5	10,888	61	Feb. 21	@	Calgary	7-9	L	24-24-13	20,133
22	Nov. 21		NY RANGERS	6-1	W	10-7-5	16,005	62	Feb. 23	@	Winnipeg	4-2	W	25-24-13	15,223
23	Nov. 23		SAN JOSE	6-4	W	11-7-5	16,005	63	Feb. 25	@	Vancouver	4-3	W	26-24-13	16,123
24	Nov. 26		TORONTO	4-4	T	11-7-6	16,005	64	Feb. 27		QUEBEC	4-2	W	27-24-13	16,005
25	Nov. 28	@	Calgary	3-5	L	11-8-6	20,133	65	Feb. 29		MONTREAL	5-3	W	28-24-13	16,005
26	Nov. 30		NEW JERSEY	1-4	L	11-9-6	16,005	66	Mar. 3		PHILADELPHIA	4-1	W	29-24-13	16,005
27	Dec. 3	@	San Jose	2-3	OT L	11-10-6	10,888	67	Mar. 4	@	San Jose	4-3	W	30-24-13	10,888
28	Dec. 5	@	Chicago	2-6	L	11-11-6	18,142	68	Mar. 7		PITTSBURGH	5-3	W	31-24-13	16,005
29	Dec. 7	@	Quebec	5-7	L	11-12-6	15,106	69	Mar. 9		TORONTO	4-1	W	32-24-13	16,005
30	Dec. 12		WINNIPEG	2-1	W	12-12-6	16,005	70	Mar. 11	@	Hartford	0-4	L	32-25-13	11,554
31	Dec. 14		VANCOUVER	4-4	T	12-12-7	16,005	71	Mar. 14	@	Montreal	2-5	L	32-26-13	17,959
32	Dec. 17		MINNESOTA	1-2	L	12-13-7	16,005	72	Mar. 15	@	Boston	1-5	L	32-27-13	14,448
33	Dec. 21		DETROIT	2-5	L	12-14-7	16,005	73	Mar. 17		WINNIPEG	5-4	W	33-27-13	16,005
34	Dec. 26		SAN JOSE	5-3	W	13-14-7	16,005	74	Mar. 19		BUFFALO	2-8	L	33-28-13	16,005
35	Dec. 28	@	Edmonton	9-4	W	14-14-7	17,503	75	Mar. 21		CALGARY	5-2	W	34-28-13	16,005
36	Dec. 29	@	Calgary	2-6	L	14-15-7	20,133	76	Mar. 26	@	Calgary	2-7	L	34-29-13	20,133
37	Dec. 31		VANCOUVER	3-5	L	14-16-7	16,005	77	Mar. 27	@	Winnipeg	4-6	L	34-30-13	15,568
38	Jan. 2		EDMONTON	5-3	W	15-16-7	16,005	78	Mar. 29	@	Edmonton	2-2	T	34-30-14	17,503
39	Jan. 4		PHILADELPHIA	5-3	W	16-16-7	16,005	79	Apr. 12	@	Vancouver	6-1	W	35-30-14	16,123
40	Jan. 7	@	Pittsburgh	7-2	W	17-16-7	16,164	80	Apr. 14		VANCOUVER	2-3	L	35-31-14	16,005

KINGS 1992-93 SEASON IN REVIEW

Record: 39-35-10 (88 points)
Smythe Division Finish: 3rd

General Manager: Nick Beverley
Head Coach: Barry Melrose
Captain: Wayne Gretzky/Luc Robitaille

SCORING						PLAYERS					
PLAYER	GP	G	A	PTS	PIM	PLAYER	GP	G	A	PTS	PIM
Luc Robitaille	84	63	62	125	100	Robert Lang	11	0	5	5	2
Jari Kurri	62	27	60	87	38	Brent Thompson	30	0	4	4	76
Tony Granato	81	37	45	82	171	Kelly Hrudey	50	0	4	4	10
Mike Donnelly	84	29	40	69	45	Guy Leveque	12	2	1	3	19
Wayne Gretzky	45	16	49	65	6	Mark Hardy	11	0	3	3	4
Rob Blake	76	16	43	59	152	Peter Ahola	8	1	1	2	6
Paul Coffey	50	8	49	57	50	Sean Whyte	18	0	2	2	12
Tomas Sandstrom	39	25	27	52	57	Tim Watters	22	0	2	2	18
Alexei Zhitnik	78	12	36	48	80	Robb Stauber	31	0	2	2	4
Marty McSorley	81	15	26	41	399	Jeff Chychrun	17	0	1	1	23
Corey Millen	42	23	16	39	42	Marc Potvin	20	0	1	1	61
Darryl Sydor	80	6	23	29	63	Brandy Semchuk	1	0	0	0	2
Charlie Huddy	82	2	25	27	64	Dave Goverde	2	0	0	0	0
Lonnie Loach	50	10	13	23	27	Darryl Williams	2	0	0	0	10
Jimmy Carson	34	12	10	22	14	Frank Bratt	4	0	0	0	6
Pat Conacher	81	9	8	17	20	Marc Fortier	6	0	0	0	5
Dave Taylor	48	6	9	15	49	Jim Thomson	9	0	0	0	56
Warren Rychel	70	6	7	13	314	Rick Knickle	10	0	0	0	2
Jim Hiller	40	6	6	12	90	Rene Chapdelaine	13	0	0	0	12
John McIntyre	49	2	5	7	80	Team PIM					34
Bob Kudelski	15	3	3	6	8	Team Totals	84	338	592	930	2,247
Gary Shuchuk	25	2	4	6	16						

GOALTENDER									
	GP	MIN	GA	SO	EN	SA	S%	AVG	W-L-OT
Robb Stauber	31	1,735	111	0	1	987	.888	3.84	15-8-4
Kelly Hrudey	50	2,718	175	2	4	1,552	.887	3.86	18-21-6
Rick Knickle	10	532	35	0	0	292	.880	3.95	6-4-0
Dave Goverde	2	98	13	0	1	51	.745	7.96	0-2-0
Empty Net Goals			6			6			
Team Totals	84	5,098	340	2	6	2,888	.882	4.00	39-35-10

RESULTS

2	Oct. 6	@	Calgary	5-4	OT W	1	1-00	19,661	43	Jan. 12	@	Ottawa	3-2	W	22-17-5	10,500	
3	Oct. 8		DETROIT	3-5	L	1	1-10	16,405	44	Jan. 14	@	New Jersey	1-7	L	22-17-5	13,586	
3	Oct. 10		WINNIPEG	6-3	W	1	2-10	14,509	45	Jan. 16		WINNIPEG	2-5	L	22-18-5	16,005	
4	Oct. 13		SAN JOSE	2-1	W	3	1-10	14,320	46	Jan. 19	@	Edmonton	5-4	W	23-18-5	16,686	
5	Oct. 15		CALGARY	4-0	W	4	1-10	15,133	47	Jan. 21		VANCOUVER	4-5	L	23-19-5	16,005	
6	Oct. 17		BOSTON	8-6	W	5	1-10	16,005	48	Jan. 23		NY RANGERS	3-8	L	23-20-5	16,005	
7	Oct. 20	@	Calgary	2-6	L	5	2-20	19,169	49	Jan. 26		SAN JOSE	7-1	W	24-20-5	16,005	
8	Oct. 23	@	Winnipeg	2-4	L	5	3-20	12,924	50	Jan. 28		CALGARY	1-2	L	24-21-5	16,005	
9	Oct. 24	@	Minnesota	5-5	T	5	3-1	15,174	51	Jan. 30		CHICAGO	2-2	T	24-21-6	16,005	
10	Oct. 27	@	NY Islanders	4-3	W	6	3-10	10,259	52	Feb. 2	@	Quebec	2-3	L	24-22-6	14,843	
11	Oct. 29	@	Boston	3-8	L	6	4-1	14,448	53	Feb. 3	@	Montreal	2-7	L	24-23-6	17,164	
12	Oct. 31	@	Hartford	7-1	W	7	7-4	9,244	54	Feb. 9		EDMONTON	3-6	L	24-24-6	16,005	
13	Nov. 5		NEW JERSEY	5-2	W	8	4-1	14,592	55	Feb. 11		DETROIT	6-6	T	24-24-7	16,005	
14	Nov. 7		BUFFALO	5-2	W	9	4-1	16,005	56	Feb. 13		WASHINGTON	3-10	L	24-25-7	16,005	
15	Nov. 8	@	San Jose	11-4	W	10	4-1	11,089	57	Feb. 15		VANCOUVER	3-0	W	25-25-7	16,005	
16	Nov. 10	@	Winnipeg	4-4	T	10	4-2	12,831	58	Feb. 16	@	Minnesota	10-5	W	26-25-7	14,911	
17	Nov. 12		VANCOUVER	7-4	W	11	4-2	15,486	59	Feb. 18	@	Chicago	2-7	L	26-26-7	17,597	
18	Nov. 14		EDMONTON	6-2	W	12	4-2	16,005	60	Feb. 20	@	Washington	3-7	L	26-27-7	18,112	
19	Nov. 16	@	Vancouver	3-6	L	12	5-2	15,896	61	Feb. 22	@	Tampa Bay	5-2	W	27-27-7	10,425	
20	Nov. 17	@	San Jose	0-6	L	12	6-2	11,089	62	Feb. 25	@	St. Louis	0-3	L	27-28-7	13,473	
21	Nov. 19		CHICAGO	4-1	W	13	6-2	16,005	63	Feb. 27		TORONTO	2-4	L	27-29-7	16,005	
22	Nov. 21		TORONTO	6-4	W	14	6-2	16,005	64	Mar. 2		CALGARY	6-2	W	28-29-7	16,005	
23	Nov. 25	@	Edmonton	3-1	W	15	6-2	13,636	65	Mar. 4		OTTAWA	8-6	W	29-29-7	16,005	
24	Nov. 27	@	Detroit	5-3	W	16	6-2	19,875	66	Mar. 6		EDMONTON	6-1	W	30-29-7	16,005	
25	Nov. 28	@	Toronto	2-3	L	16	7-2	15,720	67	Mar. 9	@	NY Rangers	3-4	L	30-30-7	18,200	
26	Dec. 1	@	Chicago*	6-3	W	17	6-2	12,292	68	Mar. 11	@	Pittsburgh	3-4	OT	L	30-31-7	16,164
27	Dec. 3		PITTSBURGH	5-3	W	18	7-2	16,005	69	Mar. 15	@	Buffalo	4-2	W	31-31-7	13,799	
28	Dec. 5		HARTFORD	7-3	W	19	7-2	16,005	70	Mar. 16		WINNIPEG	8-4	W	32-31-7	16,005	
29	Dec. 8		MONTREAL	5-5	T	19	7-3	12,272	71	Mar. 18		NY ISLANDERS	7-4	W	33-31-7	16,005	
30	Dec. 10		QUEBEC	4-5	L	19	8-3	15,221	72	Mar. 20		ST. LOUIS	3-2	W	34-31-7	16,005	
31	Dec. 12		ST. LOUIS	6-3	W	20	8-3	16,005	73	Mar. 24	@	Vancouver	2-6	L	34-32-7	16,150	
32	Dec. 15		TAMPA BAY	2-3	L	20	9-3	15,753	74	Mar. 26	@	Edmonton	4-1	W	35-32-7	17,503	
33	Dec. 18	@	Edmonton	5-5	T	20	9-4	15,257	75	Mar. 28	@	Winnipeg	3-3	T	35-32-8	15,566	
34	Dec. 19	@	Calgary	3-5	L	20	10-4	20,214	76	Mar. 29	@	Detroit	9-3	W	36-32-8	19,875	
35	Dec. 22		VANCOUVER	2-6	L	21	10-4	16,005	77	Mar. 31	@	Toronto	5-5	T	36-32-9	15,720	
36	Dec. 26	@	San Jose	2-7	L	20	12-4	11,089	78	Apr. 1	@	Philadelphia	3-1	W	37-32-9	17,380	
37	Dec. 29		PHILADELPHIA	2-10	L	20	13-4	16,005	79	Apr. 3		MINNESOTA	0-3	L	37-33-9	16,005	
38	Dec. 31	@	Vancouver	0-4	L	20	14-4	16,150	80	Apr. 6		CALGARY	3-3	T	37-33-10	16,005	
39	Jan. 2		MONTREAL	5-5	T	20	14-5	16,005	81	Apr. 8		SAN JOSE	2-1	W	38-33-10	16,005	
40	Jan. 6		TAMPA BAY	3-6	L	20	15-5	16,005	82	Apr. 10	@	San Jose	3-2	OT W	39-33-10	11,089	
41	Jan. 8	@	Winnipeg	3-6	L	20	16-5	14,036	83	Apr. 13	@	Vancouver	4-7	L	39-34-10	16,150	
42	Jan. 10	@	Chicago	5-4	W	21	16-5	17,705	84	Apr. 15		VANCOUVER	6-8	L	39-35-10	16,005	

* Neutral site game played in Milwaukee, WI.

Neutral site game played in Phoenix, AZ

KINGS 1993-94 SEASON IN REVIEW

Record: 27-45-12 (66 points)
Pacific Division Finish: 5th

General Manager: Nick Beverley
Head Coach: Barry Melrose
Captain: Wayne Gretzky

SCORING											
PLAYER	GP	G	A	PTS	PIM	PLAYER	GP	G	A	PTS	PIM
Wayne Gretzky	81	38	92	130	20	Gary Shuchuk	56	3	4	7	30
Luc Robitaille	83	44	42	86	86	Dominic Lavoie	8	3	3	6	2
Jari Kurri	81	31	46	77	48	Brian Reynolds	20	1	3	4	4
Rob Blake	84	20	48	68	137	Mark Hardy	16	0	3	3	27
Alexei Zhitnik	81	12	40	52	101	Dan Currie	5	1	1	2	0
Mike Donnelly	81	21	21	42	34	Jim Paek	18	1	1	2	10
Tomas Sandstrom	51	17	24	41	59	Phil Crowe	31	0	2	2	77
Darryl Sydor	84	8	27	35	94	Keith Redmond	12	1	0	1	20
John Druce	55	14	17	31	50	Brent Thompson	24	1	0	1	81
Pat Conacher	77	15	13	28	71	Bob Jay	3	0	1	1	0
Shawn McEachern	49	8	13	21	24	Guy Leveque	5	0	1	1	2
Tony Granato	50	7	14	21	150	Rob Murphy	8	0	1	1	22
Warren Rychel	80	10	9	19	322	Kelly Hrudey	64	0	1	1	6
Robert Lang	32	9	10	19	10	Dave Goverde	1	0	0	0	0
Chas Huddy	79	5	13	18	71	Justin Hocking	1	0	0	0	0
Jimmy Carson	25	4	7	11	2	Marc Potvin	3	0	0	0	26
Kevin Todd	12	3	8	11	8	Rick Knickle	4	0	0	0	0
Marty McSorley	18	4	6	10	55	Dave Thominson	7	0	0	0	21
Tim Watters	60	1	9	10	67	Donald Dufresne	9	0	0	0	10
Dixon Ward	34	6	2	8	45	Robb Stauber	22	0	0	0	18
Doug Houda	54	2	6	8	165	Team PIM					14
Dave Taylor	33	4	3	7	28	Team Totals	84	294	491	785	2,017
GOALTENDER											
PLAYER	GP	MIN	GA	SO	EN	SA	S%	AVG	W-L-OT		
Rick Knickle	4	174	9	0	2	71	.873	3.10	1-2-0		
Robb Stauber	22	1,144	65	1	2	706	.908	3.41	4-11-5		
Kelly Hrudey	64	3,713	228	1	9	2,219	.897	3.68	22-31-7		
Dave Goverde	1	60	7	0	0	37	.811	7.00	0-1-0		
Empty Net Goals			13			13					
Team Totals	84	5,124	322	2	13	3,046	.894	3.77	27-45-12		

RESULTS

1 Oct. 6 VANCOUVER	2-5	L	0-1-0	16,005	43 Jan. 15 @ New Jersey	5-3	W	18-21-4	19,040
2 Oct. 9 DETROIT	10-3	W	1-1-0	16,005	44 Jan. 16 @ Philadelphia	2-5	L	18-22-4	17,380
3 Oct. 10 SAN JOSE	5-2	W	2-1-0	13,018	45 Jan. 18 @ Dallas	3-5	L	18-23-4	16,914
4 Oct. 12 NY ISLANDERS	7-5	W	3-1-0	14,035	46 Jan. 24 @ Calgary*	3-3	T	18-23-5	14,684
5 Oct. 14 EDMONTON	4-4	T	3-1-1	14,813	47 Jan. 25 WINNIPEG	4-4	T	18-23-6	16,005
6 Oct. 16 CALGARY	8-4	W	4-1-1	16,005	48 Jan. 27 NY RANGERS	4-5	OT	18-24-6	16,005
7 Oct. 19 @ Florida	2-2	T	4-1-2	14,317	49 Jan. 29 ANAHEIM	5-1	W	19-24-6	16,005
8 Oct. 20 @ Tampa Bay	4-3	W	5-1-2	21,536	50 Jan. 31 @ Vancouver	1-3	L	19-25-6	16,040
9 Oct. 22 @ Washington	3-6	L	5-2-2	17,017	51 Feb. 2 @ Edmonton	4-6	L	19-26-6	14,238
10 Oct. 24 @ NY Rangers	2-3	L	5-3-2	18,200	52 Feb. 5 CALGARY	4-5	OT	19-27-6	16,005
11 Oct. 26 @ NY Islanders	0-7	L	5-4-2	11,417	53 Feb. 9 CHICAGO	4-2	W	20-27-6	16,005
12 Oct. 27 @ Detroit	3-8	L	5-5-2	19,875	54 Feb. 11 @ Anaheim	5-3	W	21-27-6	17,174
13 Oct. 29 @ Winnipeg	4-3	OT	6-5-2	13,944	55 Feb. 12 WASHINGTON	1-6	L	21-28-6	16,005
14 Nov. 3 NEW JERSEY	3-2	W	7-5-2	16,005	56 Feb. 14 BOSTON	2-3	OT	21-29-6	16,005
15 Nov. 6 PITTSBURGH	8-3	W	8-5-2	16,005	57 Feb. 18 PHILADELPHIA	3-4	L	21-30-6	16,005
16 Nov. 9 @ Calgary	2-3	L	8-6-2	19,169	58 Feb. 19 @ San Jose	3-4	L	21-31-6	17,190
17 Nov. 10 @ Vancouver	0-4	L	8-7-2	16,150	59 Feb. 21 TORONTO	4-6	L	21-32-6	16,005
18 Nov. 13 ST. LOUIS	6-3	W	9-7-2	16,005	60 Feb. 23 DALLAS	0-0	T	21-32-7	16,005
19 Nov. 18 TORONTO	2-3	L	9-8-2	16,005	61 Feb. 25 @ Edmonton	5-5	T	21-32-8	17,225
20 Nov. 20 @ St. Louis	1-4	L	9-9-2	18,068	62 Feb. 26 @ Calgary	2-4	L	21-33-8	20,230
21 Nov. 21 @ Dallas	4-7	L	9-10-2	16,914	63 Feb. 28 MONTREAL	3-3	T	21-33-9	16,005
22 Nov. 25 @ Quebec	6-8	L	9-11-2	14,897	64 Mar. 2 @ Hartford	4-1	W	22-33-9	10,607
23 Nov. 27 @ Montreal	0-4	L	9-12-2	17,959	65 Mar. 3 @ Boston	4-6	T	22-34-9	14,448
24 Nov. 30 WINNIPEG	6-8	L	9-13-2	16,005	66 Mar. 6 @ Chicago	3-3	T	22-34-10	18,472
25 Dec. 2 ANAHEIM	3-2	W	10-13-2	16,005	67 Mar. 9 CHICAGO	0-4	L	22-35-10	16,005
26 Dec. 4 TAMPA BAY	4-5	L	10-14-2	15,091	68 Mar. 12 BUFFALO	3-5	L	22-36-10	16,005
27 Dec. 8 FLORIDA	5-6	L	10-15-2	14,752	69 Mar. 15 OTTAWA	7-0	W	23-36-10	16,005
28 Dec. 11 ST. LOUIS	9-1	W	11-15-2	16,005	70 Mar. 16 @ Anaheim	2-5	L	23-37-10	17,174
29 Dec. 13 @ Ottawa	2-5	L	11-16-2	10,575	71 Mar. 19 SAN JOSE	2-1	W	24-37-10	16,005
30 Dec. 14 @ Pittsburgh	2-4	L	11-17-2	17,009	72 Mar. 20 @ San Jose	6-6	T	24-37-11	17,190
31 Dec. 17 @ Buffalo	0-2	L	11-18-2	16,284	73 Mar. 23 VANCOUVER	3-6	L	24-38-11	16,005
32 Dec. 18 @ Toronto	1-4	L	11-19-2	15,728	74 Mar. 25 @ Edmonton	4-3	OT	25-38-11	17,503
33 Dec. 20 @ Calgary	5-4	OT	12-19-2	20,230	75 Mar. 27 @ Vancouver	3-4	L	25-39-11	16,150
34 Dec. 23 DALLAS	1-2	L	12-20-2	16,005	76 Mar. 30 ANAHEIM	2-5	L	25-40-11	16,005
35 Dec. 26 @ Anaheim	3-2	W	13-20-2	17,174	77 Apr. 2 EDMONTON	3-5	L	25-41-11	14,108
36 Dec. 28 VANCOUVER	6-5	W	14-20-2	16,005	78 Apr. 3 EDMONTON*	6-1	W	26-41-11	10,363
37 Dec. 31 @ Detroit	4-4	T	14-20-3	19,875	79 Apr. 5 SAN JOSE	1-2	L	26-42-11	14,441
38 Jan. 1 @ Toronto	7-4	W	15-20-3	15,728	80 Apr. 7 @ St. Louis	2-6	L	26-43-11	17,816
39 Jan. 4 QUEBEC	5-1	W	16-20-3	16,005	81 Apr. 9 @ Winnipeg	3-4	L	26-44-11	15,567
40 Jan. 8 DETROIT	3-6	L	16-21-3	16,005	82 Apr. 10 @ Chicago	1-2	L	26-45-11	18,472
41 Jan. 11 @ San Jose	2-2	T	16-21-4	17,190	83 Apr. 13 CALGARY	6-4	W	27-45-11	14,444
42 Jan. 12 HARTFORD	6-4	W	17-21-4	16,005	84 Apr. 14 EDMONTON	2-2	T	27-45-12	16,005

* Neutral site game played in Phoenix, AZ
 # Neutral site game played in Sacramento, CA

KINGS 1994-95 SEASON IN REVIEW

Record: 16-23-9 (41 points)
Pacific Division Finish: 4th

General Manager: Sam McMaster
Head Coach: Barry Melrose (13-21-7)/
 Rogie Vachon (3-2-2)
Captain: Wayne Gretzky

SCORING											
PLAYER	GP	G	A	PTS	PIM	PLAYER	GP	G	A	PTS	PIM
Wayne Gretzky	48	11	37	48	6	Troy Crowder	29	1	2	3	99
Rick Tocchet	36	18	17	35	70	Mike Donnelly	9	1	1	2	4
Dan Quinn	44	14	17	31	32	Sean O'Donnell	15	0	2	2	49
Jari Kurri	38	10	19	29	24	Jeff Shevalier	1	1	0	1	0
Tony Granato	33	13	11	24	68	Philippe Boucher	6	1	0	1	4
Darryl Sydor	48	4	19	23	36	Matt Johnson	14	1	0	1	102
Marty McSorley	41	3	18	21	83	Arto Blomsten	4	0	1	1	0
John Druce	43	15	5	20	20	Charlie Huddy	9	0	1	1	6
Randy Burridge	38	4	15	19	8	Pauli Jaks	1	0	0	0	0
Michel Petit	40	5	12	17	84	Eric Lavigne	1	0	0	0	0
Eric Lacroix	45	9	7	16	54	Robb Stauber	1	0	0	0	0
Pat Conacher	48	7	9	16	12	Dave Thomlinson	1	0	0	0	0
Robert Lang	36	4	8	12	4	Tim Watters	1	0	0	0	0
Rob Blake	24	4	7	11	38	Rob Brown	2	0	0	0	0
Kevin Todd	33	3	8	11	12	Jamie Storr	5	0	0	0	0
Gary Shuchuk	22	3	6	9	6	Warren Rychel	7	0	0	0	19
Rob Cowie	32	2	7	9	20	Grant Fuhr	14	0	0	0	2
Chris Snell	32	2	7	9	22	Denis Tsygurov	21	0	0	0	11
Alexei Zhitnik	11	2	5	7	27	Kelly Hrudey	35	0	0	0	0
Yanic Perreault	26	2	5	7	20	Team PIM					18
Kevin Brown	23	2	3	5	18	Team Totals	48	142	249	391	978
GOALTENDER											
PLAYER	GP	MIN	GA	SO	EN	SA	S%	AVG	W-L-OT		
Pauli Jaks	1	40	2	0	0	25	.920	3.00	0-0-0		
Kelly Hrudey	35	1,894	99	0	3	1,099	.910	3.14	14-13-5		
Jamie Storr	5	263	17	0	1	152	.888	3.88	1-3-1		
Grant Fuhr	14	698	47	0	3	379	.876	4.04	1-7-3		
Robb Stauber	1	16	2	0	0	6	.667	7.50	0-0-0		
Empty Net Goals			7			7					
Team Totals	48	2,925	174	0	7	1,668	.896	3.57	16-23-9		

RESULTS

1 Jan. 20	TORONTO	3-3	T	0-0-1	16,005	25 Mar. 16	ST. LOUIS	2-2	T	8-12-5	15,432
2 Jan. 22	EDMONTON	3-4	L	0-1-1	13,160	26 Mar. 18	TORONTO	3-5	L	8-13-5	16,005
3 Jan. 24	DALLAS	2-4	L	0-2-1	12,358	27 Mar. 20	ST. LOUIS	5-3	W	9-13-5	14,393
4 Jan. 26	@ St. Louis	1-3	L	0-3-1	20,282	28 Mar. 21	@ Anaheim	3-3	T	9-13-6	17,174
5 Jan. 28	WINNIPEG	4-2	W	1-3-1	15,115	29 Mar. 25	SAN JOSE	1-3	L	9-14-6	16,005
6 Jan. 29	CHICAGO	3-6	L	1-4-1	13,241	30 Mar. 26	@ San Jose	7-3	W	10-14-6	17,190
7 Feb. 4	DETROIT	4-3	W	2-4-1	16,005	31 Mar. 28	@ Calgary	5-3	W	11-14-6	19,647
8 Feb. 5	ANAHEIM	2-3	L	2-5-1	16,005	32 Mar. 29	@ Vancouver	2-5	L	11-15-6	13,861
9 Feb. 7	@ St. Louis	5-5	T	2-5-2	18,420	33 Apr. 1	WINNIPEG	7-7	T	11-15-7	16,005
10 Feb. 11	@ Toronto	5-2	W	3-5-2	15,746	34 Apr. 3	EDMONTON	7-2	W	12-15-7	16,005
11 Feb. 12	@ Detroit	4-4	T	3-5-3	19,875	35 Apr. 6	DALLAS	3-3	W	13-15-7	15,125
12 Feb. 15	@ Dallas	3-1	W	4-5-3	16,924	36 Apr. 7	@ Calgary	4-7	L	13-16-7	20,230
13 Feb. 17	SAN JOSE	0-2	L	4-6-3	16,005	37 Apr. 9	@ Anaheim	1-5	L	13-17-7	17,174
14 Feb. 18	VANCOUVER	2-6	L	4-7-3	16,005	38 Apr. 12	CALGARY	1-4	L	13-18-7	16,005
15 Feb. 20	@ Vancouver	2-8	L	4-8-3	13,423	39 Apr. 16	@ San Jose	0-2	L	13-19-7	17,005
16 Feb. 23	CALGARY	3-3	T	4-8-4	15,206	40 Apr. 17	@ Calgary	2-5	L	13-20-7	20,010
17 Feb. 25	@ Edmonton	4-3	W	5-8-4	16,945	41 Apr. 19	@ Edmonton	0-2	L	13-21-7	15,403
18 Feb. 28	CHICAGO	4-8	L	5-9-4	15,824	42 Apr. 21	EDMONTON	3-3	T	13-21-8	15,624
19 Mar. 4	VANCOUVER	4-5	L	5-10-4	16,005	43 Apr. 23	ANAHEIM	2-2	T	13-21-9	16,005
20 Mar. 6	@ Dallas	2-8	L	5-11-4	16,415	44 Apr. 25	DETROIT	5-1	W	14-21-9	16,005
21 Mar. 9	@ Chicago	4-3	W	6-11-4	21,356	45 Apr. 28	@ San Jose	0-4	L	14-22-9	17,190
22 Mar. 11	@ Winnipeg	4-2	W	7-11-4	15,255	46 Apr. 30	ANAHEIM	2-1	W	15-22-9	16,005
23 Mar. 13	@ Toronto	4-1	W	8-11-4	15,746	47 May 2	@ Winnipeg	2-1	W	16-22-9	15,562
24 Mar. 14	@ Detroit	2-5	L	8-12-4	19,875	48 May 3	@ Chicago	1-5	L	16-23-9	20,874

KINGS 1995-96 SEASON IN REVIEW

Record: 24-40-18 (66 points)
Pacific Division Finish: 6th

General Manager: Sam McMaster
Head Coach: Larry Robinson
Captain: Wayne Gretzky

SCORING											
PLAYER	GP	G	A	PTS	PIM	PLAYER	GP	G	A	PTS	PIM
Wayne Gretzky	62	15	66	81	32	Denis Tsygurov	18	1	5	6	22
Dimitri Khristich	76	27	37	64	44	Barry Potomski	33	3	2	5	104
Vitali Yachmenev	80	19	34	53	16	Steven Finn	50	3	2	5	102
Yanic Perreault	78	25	24	49	16	Ian Laperriere	10	2	3	5	15
Kevin Todd	74	16	27	43	38	Jan Vopat	11	1	4	5	4
Jari Kurri	57	17	23	40	37	Rob Blake	6	1	2	3	8
Rick Tocchet	44	13	23	36	117	Steve Larouche	7	1	2	3	4
Tony Granato	49	17	18	35	46	Shane Churla	11	1	2	3	37
Eric Lacroix	72	16	16	32	110	Jaroslav Modry	9	0	3	3	6
Marty McSorley	59	10	21	31	148	Patrice Tardif	15	1	1	2	37
Philippe Boucher	53	7	16	23	31	Kevin Brown	7	1	0	1	4
Robert Lang	68	6	16	22	10	Troy Crowder	15	1	0	1	42
John Druce	64	9	12	21	14	Doug Zmolek	16	1	0	1	22
John Slaney	31	6	11	17	10	Arto Blomsten	2	0	1	1	0
Gary Shuchuk	33	4	10	14	12	Michel Petit	9	0	1	1	27
Kevin Stevens	20	3	10	13	22	Mattias Norstrom	11	0	1	1	18
Darryl Sydor	58	1	11	12	34	Matt Johnson	1	0	0	0	5
Vladimir Tsyplakov	23	5	5	10	4	Ruslan Batyrshin	2	0	0	0	6
Rob Cowie	46	5	5	10	32	Dan Bylsma	4	0	0	0	0
Craig Johnson	11	5	4	9	6	Jamie Storr	5	0	0	0	0
Pat Conacher	35	5	2	7	18	Kelly Hrudey	36	0	0	0	4
Sean O'Donnell	71	2	5	7	127	Byron Dafeo	47	0	0	0	6
Aki Berg	51	0	7	7	29	Team PIM					18
Ray Ferraro	11	4	2	6	10	Team Totals	82	256	438	694	1,460
Nathan LaFayette	12	2	4	6	6						
GOALTENDER											
	GP	MIN	GA	SO	EN	SA	S%	AVG	W-L-OT		
Jamie Storr	5	262	12	0	0	147	.918	2.75	3-1-0		
Kelly Hrudey	36	2,077	113	0	2	1,214	.907	3.26	7-15-10		
Byron Dafeo	47	2,666	172	1	3	1,539	.888	3.87	14-24-8		
Empty Net Goals			5			5					
Team Totals	82	5,025	302	1	5	2,905	.896	3.61	24-40-18		

RESULTS

1 Oct. 7	COLORADO	4-2	W	1-0-0	16,005	42 Jan. 8	@ Dallas	4-4	T	16-16-10	15,283
2 Oct. 10	CHICAGO	6-5 OT	W	2-0-0	12,202	43 Jan. 10	@ Toronto	4-5	L	16-17-10	15,746
3 Oct. 12	VANCOUVER	7-7	T	2-0-1	13,486	44 Jan. 12	@ Detroit	2-3	L	16-18-10	19,983
4 Oct. 15	@ Vancouver	3-3	T	2-0-2	19,024	45 Jan. 14	@ Chicago	2-5	L	16-19-10	21,850
5 Oct. 18	PHILADELPHIA	1-1	T	2-0-3	15,452	46 Jan. 16	@ CALGARY	5-5	T	16-19-11	12,235
6 Oct. 20	@ Washington	7-4	W	3-0-3	18,130	47 Jan. 22	@ NY Rangers	1-3	L	16-20-11	18,200
7 Oct. 21	@ Pittsburgh	3-2 OT	W	4-0-3	17,181	48 Jan. 23	@ New Jersey	1-3	L	16-21-11	19,040
8 Oct. 23	@ Montreal	3-6	L	4-1-3	16,811	49 Jan. 25	@ Hartford	2-8	L	16-22-11	13,757
9 Oct. 26	@ Ottawa	4-5	L	4-2-3	10,575	50 Jan. 27	ANAHEIM	5-4	W	17-22-11	15,629
10 Oct. 28	@ Toronto	2-2	T	4-2-4	15,746	51 Jan. 31	HARTFORD	4-6	L	17-23-11	11,775
11 Oct. 31	CALGARY	1-2	L	4-3-4	11,241	52 Feb. 1	@ San Jose	6-6	T	17-23-12	17,190
12 Nov. 2	NY RANGERS	5-3	W	5-3-4	14,358	53 Feb. 3	@ Calgary	1-2	L	17-24-12	18,923
13 Nov. 4	NEW JERSEY	2-4	L	5-4-4	15,540	54 Feb. 6	CHICAGO	2-5	L	17-25-12	13,832
14 Nov. 7	@ St. Louis	1-0	W	6-4-4	16,640	55 Feb. 8	TORONTO	4-3	W	18-25-12	12,159
15 Nov. 8	@ Dallas	3-3	T	6-4-5	16,713	56 Feb. 10	SAN JOSE	1-6	L	18-26-12	12,735
16 Nov. 11	PITTSBURGH	3-2	W	7-4-5	16,005	57 Feb. 13	@ Detroit	4-9	L	18-27-12	19,983
17 Nov. 13	@ Anaheim	4-2	W	8-4-5	17,174	58 Feb. 14	@ Buffalo	2-2	T	18-27-13	13,526
18 Nov. 14	DETROIT	5-6	L	8-5-5	14,154	59 Feb. 17	ANAHEIM	1-2 OT	L	18-28-13	16,005
19 Nov. 16	NY ISLANDERS	9-2	W	9-5-5	13,427	60 Feb. 19	BOSTON	3-3	T	18-28-14	13,714
20 Nov. 18	FLORIDA	3-2	W	10-5-5	13,346	61 Feb. 21	@ Edmonton	2-7	L	18-29-14	13,537
21 Nov. 21	@ Philadelphia	2-5	L	10-6-5	17,380	62 Feb. 23	@ Colorado	2-6	L	18-30-14	16,061
22 Nov. 22	@ NY Islanders	2-5	L	10-7-5	11,532	63 Feb. 24	@ St. Louis	2-2	T	18-30-15	20,141
23 Nov. 24	@ Boston	1-2	L	10-8-5	17,565	64 Feb. 26	@ Winnipeg	3-4	L	18-31-15	13,107
24 Nov. 26	@ Florida	1-5	L	10-9-5	14,703	65 Feb. 28	TAMPA BAY	1-5	L	18-32-15	11,405
25 Nov. 27	@ Tampa Bay	0-2	L	10-10-5	16,415	66 Mar. 2	MONTREAL	5-4	W	19-32-15	14,377
26 Nov. 30	WASHINGTON	3-2	W	11-10-5	12,305	67 Mar. 6	EDMONTON	3-2	W	20-32-15	11,401
27 Dec. 2	DALLAS	2-2	T	11-10-6	13,864	68 Mar. 8	@ Chicago	4-2	W	21-32-15	22,005
28 Dec. 6	WINNIPEG	6-3	W	12-10-6	12,105	69 Mar. 10	@ Anaheim	2-3	L	21-33-15	17,174
29 Dec. 9	ST. LOUIS	1-2	L	12-11-6	14,202	70 Mar. 13	BUFFALO	2-6	L	21-34-15	11,235
30 Dec. 11	@ Calgary	2-6	L	12-12-6	17,349	71 Mar. 16	EDMONTON	2-5	L	21-35-15	12,758
31 Dec. 13	OTTAWA	6-2	W	13-12-6	11,221	72 Mar. 18	ST. LOUIS	1-3	L	21-36-15	16,005
32 Dec. 16	TORONTO	3-6	L	13-13-6	14,363	73 Mar. 20	COLORADO	2-5	L	21-37-15	11,801
33 Dec. 20	VANCOUVER	2-2	T	13-13-7	13,175	74 Mar. 23	DALLAS	4-4	T	21-37-16	12,645
34 Dec. 22	@ San Jose	3-4	L	13-14-7	17,190	75 Mar. 25	@ Vancouver	1-4	L	21-38-16	18,422
35 Dec. 23	COLORADO	7-2	T	13-14-8	14,673	76 Mar. 27	@ Edmonton	3-3	T	21-38-17	11,888
36 Dec. 27	ANAHEIM	2-1	W	14-14-8	16,005	77 Mar. 29	@ Calgary	4-3	W	22-38-17	18,280
37 Dec. 29	@ Edmonton	4-5 OT	L	14-15-8	16,437	78 Apr. 3	DETROIT	2-2	T	22-38-18	14,663
38 Dec. 31	@ Anaheim	2-2	T	14-15-9	17,174	79 Apr. 6	VANCOUVER	2-4	L	22-39-18	13,864
39 Jan. 3	WINNIPEG	4-5	L	14-16-9	12,675	80 Apr. 10	SAN JOSE	6-2	W	23-39-18	12,862
40 Jan. 5	@ San Jose	5-2	W	15-16-9	17,190	81 Apr. 12	@ Winnipeg	3-5	L	23-40-18	15,567
41 Jan. 6	SAN JOSE	7-5	W	16-16-9	14,701	82 Apr. 14	@ Colorado	5-4 OT	W	24-40-18	16,061

KINGS 1996-97 SEASON IN REVIEW

Record: 28-43-11 (67 points)
Pacific Division Finish: 6th

General Manager: Sam McMaster
Head Coach: Larry Robinson
Captain: Rob Blake

SCORING											
PLAYER	GP	G	A	PTS	PIM	PLAYER	GP	G	A	PTS	PIM
Dimitri Khristich	75	19	37	56	38	Craig Johnson	31	4	3	7	26
Ray Ferraro	81	25	21	46	112	Brent Grieve	18	4	2	6	15
Ed Olczyk	67	21	23	44	45	Jaroslav Modry	30	3	3	6	25
Vladimir Tsyplakov	67	16	23	39	12	Barry Potomski	26	3	2	5	93
Kevin Stevens	69	14	20	34	96	Steven Finn	54	2	3	5	84
Vitali Yachmenev	65	10	22	32	10	Nathan LaFayette	15	1	3	4	8
Rob Blake	62	8	23	31	82	Matt Johnson	52	1	3	4	194
Kai Nurminen	67	16	11	27	22	Petr Klima	8	0	4	4	2
Yanic Perreault	41	11	14	25	20	Neal Broten	19	0	4	4	0
Philippe Boucher	60	7	18	25	25	Paul DiPietro	6	1	0	1	6
Ian Laperriere	62	8	15	23	102	Doug Zmolek	57	1	0	1	116
Mattias Norstrom	80	1	21	22	84	J.C. Bergeron	1	0	0	0	0
Sean O'Donnell	55	5	12	17	144	Chris Marinucci	1	0	0	0	0
Brad Smyth	44	8	8	16	74	Jason Morgan	3	0	0	0	0
John Slaney	32	3	11	14	4	Jamie Storr	5	0	0	0	0
Jeff Shevalier	26	4	9	13	6	Steve McKenna	9	0	0	0	37
Roman Vopat	29	4	5	9	60	Byron Dafeo	40	0	0	0	0
Jan Vopat	33	4	5	9	22	Stephane Fiset	44	0	0	0	2
Dan Bylsma	79	3	6	9	32	Team PIM					8
Glen Murray	11	5	3	8	8	Team Totals	82	214	340	554	1,638
Aki Berg	41	2	6	8	24						
GOALTENDER											
	GP	MIN	GA	SO	EN	SA	S%	AVG	W-L-OT		
Jamie Storr	5	265	11	0	1	147	.925	2.49	2-1-1		
Byron Dafeo	40	2,162	112	0	4	1,178	.905	3.11	13-17-5		
Stephane Fiset	44	2,482	132	4	0	1,410	.906	3.19	13-24-5		
J.C. Bergeron	1	56	4	0	0	35	.886	4.29	0-1-0		
Empty Net Goals			9			9					
Team Totals	82	4,985	268	4	9	2,779	.904	3.23	28-43-11		

RESULTS

1	Oct. 4	NY ISLANDERS	0-0	W	1-0-0	15,757	42	Jan. 9	BUFFALO	6-3	W	15-23-4	11,293
2	Oct. 6	SAN JOSE	6-7	OT L	1-1-0	10,114	43	Jan. 11	ST. LOUIS	2-1	W	16-23-4	13,945
3	Oct. 9	@ Montreal	3-6	L	1-2-0	20,218	44	Jan. 14	@ Detroit	3-3	T	16-23-5	19,983
4	Oct. 10	@ Philadelphia	4-5	OT L	1-3-0	18,110	45	Jan. 15	@ Toronto	3-2	W	17-23-5	15,726
5	Oct. 12	@ Washington	4-3	W	2-3-0	12,297	46	Jan. 21	NEW JERSEY	1-4	L	17-24-5	11,511
6	Oct. 15	PHILADELPHIA	3-2	W	3-3-0	10,505	47	Jan. 22	@ San Jose	2-7	L	17-25-5	17,422
7	Oct. 17	BOSTON	4-2	W	4-3-0	9,806	48	Jan. 25	ANAHEIM	2-2	T	17-25-6	16,005
8	Oct. 20	@ Chicago	1-2	L	4-4-0	16,794	49	Jan. 27	@ Dallas	2-7	L	17-26-6	15,306
9	Oct. 21	@ Detroit	0-3	L	4-5-0	19,849	50	Jan. 29	@ Colorado	3-6	L	17-27-6	16,061
10	Oct. 24	EDMONTON	2-8	L	4-6-0	10,195	51	Jan. 30	HARTFORD	5-3	W	18-27-6	11,036
11	Oct. 26	CALGARY	0-0	T	4-6-1	12,787	52	Feb. 2	CHICAGO	2-3	L	18-28-6	14,135
12	Oct. 29	@ Toronto	2-2	W	5-6-1	15,489	53	Feb. 3	@ Calgary	3-2	W	19-28-6	16,328
13	Oct. 30	@ Ottawa	5-2	T	5-6-2	13,053	54	Feb. 5	@ San Jose	2-3	L	19-29-6	17,442
14	Nov. 2	@ Hartford	3-2	W	6-6-2	13,425	55	Feb. 9	@ Dallas	1-2	OT L	19-30-6	15,751
15	Nov. 4	@ Boston	4-4	T	6-6-3	13,291	56	Feb. 11	@ Colorado	1-3	L	19-31-6	16,061
16	Nov. 7	MONTREAL	4-1	W	7-6-3	10,273	57	Feb. 13	TORONTO	4-4	T	19-31-7	9,189
17	Nov. 8	@ Anaheim	4-7	L	7-7-3	17,174	58	Feb. 15	EDMONTON	2-2	T	19-31-8	12,027
18	Nov. 14	TORONTO	4-1	W	8-7-3	12,162	59	Feb. 17	DALLAS	1-2	L	19-32-8	11,854
19	Nov. 17	@ Chicago	4-2	W	9-7-3	18,584	60	Feb. 18	@ Phoenix	1-6	L	19-33-8	15,828
20	Nov. 19	@ Tampa Bay	0-3	L	9-8-3	16,456	61	Feb. 20	ANAHEIM	3-1	W	20-33-8	12,184
21	Nov. 20	Florida	1-4	L	9-9-3	14,703	62	Feb. 22	VANCOUVER	4-0	W	21-33-8	12,420
22	Nov. 23	DETROIT	0-6	L	9-10-3	16,005	63	Feb. 25	COLORADO	3-1	W	22-33-8	10,832
23	Nov. 27	@ Edmonton	5-1	W	10-10-3	14,039	64	Feb. 27	EDMONTON	6-3	W	23-33-8	12,115
24	Nov. 28	@ Calgary	0-2	L	10-11-3	15,367	65	Mar. 1	@ Vancouver	3-0	W	24-33-8	17,492
25	Nov. 30	CHICAGO	3-5	L	10-12-3	16,005	66	Mar. 4	@ Edmonton	1-4	L	24-34-8	14,671
26	Dec. 3	@ Phoenix	4-1	W	11-12-3	14,423	67	Mar. 6	NY RANGERS	2-6	L	24-35-8	16,005
27	Dec. 5	TAMPA BAY	1-2	L	11-13-3	11,610	68	Mar. 8	OTTAWA	3-1	W	25-35-8	12,086
28	Dec. 7	COLORADO	4-2	W	12-13-3	12,217	69	Mar. 10	DETROIT	3-3	T	25-35-9	10,663
29	Dec. 10	PITTSBURGH	3-5	L	12-14-3	11,558	70	Mar. 13	ST. LOUIS	2-4	L	25-36-9	9,597
30	Dec. 12	CALGARY	1-5	L	12-15-3	9,620	71	Mar. 15	CALGARY	2-5	L	25-37-9	15,135
31	Dec. 14	WASHINGTON	4-4	T	12-15-4	10,354	72	Mar. 19	@ Anaheim	2-6	L	25-38-9	17,174
32	Dec. 17	@ NY Islanders	3-4	L	12-16-4	9,824	73	Mar. 22	SAN JOSE	2-1	W	26-38-9	15,083
33	Dec. 18	@ NY Rangers	0-4	L	12-17-4	18,200	74	Mar. 24	@ Vancouver	2-2	T	26-38-10	15,076
34	Dec. 20	@ Buffalo	2-6	L	12-18-4	15,702	75	Mar. 27	@ St. Louis	1-2	L	26-39-10	16,453
35	Dec. 22	@ St. Louis	4-7	L	12-19-4	14,813	76	Mar. 29	@ Pittsburgh	1-4	L	26-40-10	17,135
36	Dec. 26	PHOENIX	5-2	W	13-19-4	12,560	77	Mar. 30	@ New Jersey	2-5	L	26-41-10	15,099
37	Dec. 28	COLORADO	2-5	L	13-20-4	13,388	78	Apr. 3	PHOENIX	4-5	L	26-42-10	13,111
38	Dec. 30	@ Edmonton	1-2	L	13-21-4	15,954	79	Apr. 5	DALLAS	3-3	T	26-42-11	11,509
39	Jan. 2	@ Vancouver	3-4	L	13-22-4	16,125	80	Apr. 9	@ Anaheim	1-4	L	26-43-11	17,174
40	Jan. 4	FLORIDA	0-5	L	13-23-4	12,227	81	Apr. 12	SAN JOSE	4-1	W	27-43-11	15,764
41	Jan. 7	VANCOUVER	6-2	W	14-23-4	9,548	82	Apr. 13	@ Colorado	4-2	W	28-43-11	16,061

KINGS 1997-98 SEASON IN REVIEW

Record: 38-33-11 (87 points)
Pacific Division Finish: 2nd

General Manager: Dave Taylor
Head Coach: Larry Robinson
Captain: Rob Blake

SCORING											
PLAYER	GP	G	A	PTS	PIM	PLAYER	GP	G	A	PTS	PIM
Jozef Stumpel	77	21	58	79	53	Steve McKenna	62	4	4	8	150
Glen Murray	81	29	31	60	54	Doug Zmolek	46	0	8	8	111
Vladimir Tsyplakov	73	18	34	52	18	Aki Berg	72	0	8	8	61
Rob Blake	81	23	27	50	94	Donald MacLean	22	5	2	7	4
Yanic Perreault	79	28	20	48	32	Matt Johnson	66	2	4	6	249
Luc Robitaille	57	16	24	40	66	Jan Vopat	21	1	5	6	10
Craig Johnson	74	17	21	38	42	Brad Smyth	9	1	3	4	4
Garry Galley	74	9	28	37	63	Roman Vopat	25	0	3	3	55
Sandy Moger	62	11	13	24	70	Jason Morgan	11	1	0	1	4
Ian Laperriere	77	6	15	21	131	Vitali Yachmenev	4	0	1	1	4
Russ Courttnall	58	12	6	18	27	Stephane Fiset	60	0	1	1	8
Sean O'Donnell	80	2	15	17	179	Olli Jokinen	8	0	0	0	6
Philippe Boucher	45	6	10	16	49	Frederic Chabot	12	0	0	0	0
Ray Ferraro	40	6	9	15	42	Jamie Storr	17	0	0	0	0
Mattias Norstrom	73	1	12	13	30	Team PIM					22
Dan Bylsma	65	3	9	12	33	Team Totals	82	227	374	601	1,763
Nathan LaFayette	34	5	3	8	32						
GOALTENDER											
PLAYER	GP	MIN	GA	SO	EN	SA	S%	AVG	W-L-OT		
Jamie Storr	17	920	34	2	0	482	.929	2.22	9-5-1		
Stephane Fiset	60	3,497	158	2	4	1,728	.909	2.71	26-25-8		
Frederic Chabot	12	554	29	0	0	267	.891	3.14	3-3-2		
Empty Net Goals			4			4					
Team Totals	82	4,990	225	4	4	2,481	.909	2.71	38-33-11		

RESULTS

1 Oct. 1 @ Pittsburgh	3-3	T	0-0-1	14,879	42 Jan. 5 @ Vancouver	2-3	L	17-18-7	14,549
2 Oct. 2 @ Boston	5-6	L	0-1-1	12,946	43 Jan. 8 @ BUFFALO	2-2	T	17-18-8	10,364
3 Oct. 5 @ NY Rangers	2-2	T	0-1-2	18,200	44 Jan. 10 @ EDMONTON	3-4	L	17-19-8	16,005
4 Oct. 7 @ Carolina	3-3	T	0-1-3	6,083	45 Jan. 12 @ ANAHEIM	3-2 OT	W	18-19-8	16,005
5 Oct. 9 @ St. Louis	2-3 OT	L	0-2-3	12,563	46 Jan. 14 @ San Jose	4-2	W	19-19-8	17,066
6 Oct. 12 @ OTTAWA	7-4	W	1-2-3	16,005	47 Jan. 20 @ CALGARY	4-3	W	20-19-8	10,367
7 Oct. 15 @ BOSTON	3-5	L	1-3-3	10,268	48 Jan. 22 @ FLORIDA	3-1	W	21-19-8	12,920
8 Oct. 17 @ PHILADELPHIA	5-1	W	2-3-3	15,771	49 Jan. 24 @ Anaheim	3-3	T	21-19-9	17,174
9 Oct. 19 @ EDMONTON	2-3 OT	L	2-4-3	11,279	50 Jan. 29 @ CALGARY	5-3	W	22-19-9	9,586
10 Oct. 21 @ NY ISLANDERS	3-2	W	3-4-3	9,222	51 Jan. 31 @ CHICAGO	3-0	W	23-19-9	16,005
11 Oct. 23 @ DETROIT	1-4	L	3-5-3	12,120	52 Feb. 2 @ Edmonton	0-1	L	23-20-9	14,403
12 Oct. 26 @ Tampa Bay	3-1	W	4-5-3	13,044	53 Feb. 3 @ Calgary	6-3	W	24-20-9	15,815
13 Oct. 28 @ Florida	2-2	T	4-5-4	14,703	54 Feb. 5 @ NY RANGERS	3-1	W	25-20-9	16,005
14 Oct. 31 @ Detroit	5-1	W	5-5-4	19,983	55 Feb. 7 @ Anaheim	5-2	W	26-20-9	17,174
15 Nov. 1 @ NY Islanders	2-4	L	5-6-4	11,276	56 Feb. 25 @ Detroit	1-1	T	26-20-10	19,983
16 Nov. 4 @ New Jersey	3-0	W	6-6-4	16,512	57 Feb. 26 @ Chicago	7-4	W	27-20-10	18,226
17 Nov. 6 @ TAMPA BAY	5-2	W	7-6-4	10,761	58 Feb. 28 @ ST. LOUIS	2-5	L	27-21-10	16,005
18 Nov. 8 @ MONTREAL	1-4	L	7-7-4	16,005	59 Mar. 2 @ VANCOUVER	2-2	T	27-21-11	12,385
19 Nov. 11 @ VANCOUVER	8-2	W	8-7-4	9,541	60 Mar. 5 @ CAROLINA	1-2	L	27-22-11	10,541
20 Nov. 13 @ SAN JOSE	6-3	W	9-7-4	9,629	61 Mar. 7 @ DETROIT	2-1	W	28-22-11	15,718
21 Nov. 15 @ DALLAS	1-5	L	9-8-4	13,492	62 Mar. 9 @ ANAHEIM	4-3 OT	W	29-22-11	12,671
22 Nov. 20 @ CHICAGO	4-3	W	10-8-4	10,303	63 Mar. 10 @ Phoenix	4-3	W	30-22-11	16,210
23 Nov. 23 @ Colorado	2-1 OT	W	11-8-4	16,061	64 Mar. 12 @ TORONTO	1-2	L	30-23-11	10,298
24 Nov. 26 @ Dallas	1-4	L	11-9-4	16,103	65 Mar. 14 @ COLORADO	5-2	W	31-23-11	15,867
25 Nov. 27 @ St. Louis	2-2	T	11-9-5	17,499	66 Mar. 16 @ San Jose	1-2	L	31-24-11	17,013
26 Nov. 29 @ NEW JERSEY	4-1	W	12-9-5	16,005	67 Mar. 17 @ DALLAS	3-4	L	31-25-11	10,047
27 Dec. 3 @ Montreal	0-2	L	12-10-5	19,722	68 Mar. 21 @ PHOENIX	3-2	W	32-25-11	14,687
28 Dec. 4 @ Ottawa	2-3	L	12-11-5	14,108	69 Mar. 24 @ San Jose	4-3	W	33-25-11	17,483
29 Dec. 6 @ Toronto	2-7	L	12-12-5	15,726	70 Mar. 26 @ SAN JOSE	2-5	L	33-26-11	12,820
30 Dec. 9 @ PITTSBURGH	1-2	L	12-13-5	12,055	71 Mar. 28 @ Calgary	2-5	L	33-27-11	16,998
31 Dec. 13 @ WASHINGTON	2-2	T	12-13-6	12,940	72 Mar. 30 @ Toronto	3-2	W	34-27-11	15,726
32 Dec. 15 @ Vancouver	0-7	L	12-14-6	15,401	73 Apr. 1 @ Buffalo	0-4	L	34-28-11	15,444
33 Dec. 18 @ TORONTO	5-2	W	13-14-6	9,803	74 Apr. 2 @ Philadelphia	0-3	L	34-29-11	19,612
34 Dec. 20 @ Calgary	4-1	W	14-14-6	15,873	75 Apr. 4 @ Washington	2-3	L	34-30-11	15,522
35 Dec. 22 @ Chicago	1-0	W	15-14-6	18,095	76 Apr. 6 @ Colorado	3-1	W	35-30-11	16,061
36 Dec. 23 @ Colorado	1-5	L	15-15-6	16,061	77 Apr. 9 @ EDMONTON	0-4	L	35-31-11	14,450
37 Dec. 27 @ PHOENIX	2-4	L	15-16-6	16,005	78 Apr. 11 @ COLORADO	4-3	W	36-31-11	16,005
38 Dec. 29 @ VANCOUVER	5-2	W	16-16-6	13,137	79 Apr. 13 @ CALGARY	4-2	W	37-31-11	12,049
39 Dec. 31 @ Dallas	2-2	T	16-16-7	16,928	80 Apr. 15 @ Vancouver	2-0	W	38-31-11	15,239
40 Jan. 1 @ Phoenix	0-4	L	16-17-7	16,210	81 Apr. 16 @ ST. LOUIS	3-7	L	38-32-11	12,646
41 Jan. 4 @ Edmonton	3-2	W	17-17-7	16,266	82 Apr. 18 @ ANAHEIM	1-4	L	38-33-11	16,005

KINGS 1998-99 SEASON IN REVIEW

Record: 32-45-5 (69 points)
Pacific Division Finish: 5th

General Manager: Dave Taylor
Head Coach: Larry Robinson
Captain: Rob Blake

SCORING											
PLAYER	GP	G	A	PTS	PIM	PLAYER	GP	G	A	PTS	PIM
Luc Robitaille	82	39	35	74	54	Josh Green	27	1	3	4	8
Donald Audette	49	18	18	36	51	Mark Visheau	28	1	3	4	107
Rob Blake	62	12	23	35	128	Matt Johnson	49	2	1	3	131
Jozef Stumpel	64	13	21	34	10	Dave Babych	8	0	2	2	2
Glen Murray	61	16	15	31	36	Jason Blake	1	1	0	1	0
Ray Ferraro	65	13	18	31	59	Jan Nemecek	6	1	0	1	4
Yanic Perreault	64	10	17	27	30	Steve McKenna	20	1	0	1	36
Vladimir Tsyplakov	69	11	12	23	32	Jaroslav Modry	5	0	1	1	0
Steve Duchesne	60	4	19	23	22	Sean Pronger	13	0	1	1	4
Olli Jokinen	66	9	12	21	44	Manny Legace	17	0	1	1	0
Craig Johnson	69	7	12	19	32	Eric Lacroix	27	0	1	1	12
Russ Courttnall	57	6	13	19	19	Jamie Storr	28	0	1	1	6
Pavel Rosa	29	4	12	16	6	Brandon Convery	3	0	0	0	4
Garry Galley	60	4	12	16	30	Roman Vopat	3	0	0	0	6
Doug Bodger	65	3	11	14	34	Ryan Bach	3	0	0	0	0
Sean O'Donnell	80	1	13	14	186	Jason Podollan	6	0	0	0	5
Ian Laperriere	72	3	10	13	138	Dan Bylsma	8	0	0	0	2
Philippe Boucher	45	2	6	8	32	Stephane Fiset	42	0	0	0	2
Mattias Norstrom	78	2	5	7	36	Team PIM					14
Sandy Moger	42	3	2	5	26	Team Totals	82	189	302	491	1,383
Nathan LaFayette	33	2	2	4	35						
GOALTENDER	GP	MIN	GA	SO	EN	SA	S%	AVG	W-L-OT		
Jamie Storr	28	1,525	61	4	3	724	.916	2.40	12-12-2		
Stephane Fiset	42	2,403	104	3	2	1,217	.915	2.60	18-21-1		
Manny Legace	17	899	39	0	5	439	.911	2.60	2-9-2		
Ryan Bach	3	108	8	0	0	66	.879	4.44	0-3-0		
Empty Net Goals			10			10					
Team Totals	82	4,960	222	7	10	2,456	.910	2.69	32-45-5		

RESULTS

1	Oct. 10	@	Edmonton	2-1	W	1-0-0	17,100	42	Jan. 14	@	CALGARY	3-0	W	16-22-4	10,334
2	Oct. 12	@	Vancouver	2-4	L	1-1-0	16,071	43	Jan. 16	@	PITTSBURGH	1-5	L	16-23-4	16,005
3	Oct. 16		BOSTON	2-1	OT W	2-1-0	16,005	44	Jan. 19	@	COLORADO	4-5	L	16-24-4	9,692
4	Oct. 18		COLORADO	5-5	T	2-1-1	11,294	45	Jan. 21	@	NEW JERSEY	2-3	L	16-25-4	11,267
5	Oct. 21	@	Florida	1-1	T	2-1-2	17,367	46	Jan. 27	@	Dallas	2-3	L	16-26-4	16,928
6	Oct. 23	@	Tampa Bay	2-3	L	2-2-2	8,708	47	Jan. 29	@	Washington	6-3	W	17-26-4	18,965
7	Oct. 25	@	Carolina	3-2	W	3-2-2	5,569	48	Jan. 30	@	Buffalo	1-4	L	17-27-4	18,595
8	Oct. 27	@	NY Islanders	0-1	L	3-3-2	9,084	49	Feb. 1	@	Philadelphia	2-4	L	17-28-4	19,553
9	Oct. 28	@	New Jersey	4-0	W	4-3-2	15,008	50	Feb. 4	@	CHICAGO	3-2	W	18-28-4	11,737
10	Oct. 30		TAMPA BAY	0-3	L	4-4-2	10,968	51	Feb. 6	@	SAN JOSE	2-0	W	19-28-4	13,434
11	Nov. 1		PHOENIX	0-3	L	4-5-2	12,073	52	Feb. 20	@	Phoenix	0-3	L	19-29-4	14,377
12	Nov. 5		ST. LOUIS	2-2	T	4-5-3	10,496	53	Feb. 11		PHILADELPHIA	4-3	W	20-29-4	13,878
13	Nov. 7		DALLAS	3-4	L	4-6-3	13,329	54	Feb. 13		DALLAS	2-3	L	20-30-4	12,702
14	Nov. 9	@	Vancouver	4-3	W	5-6-3	13,906	55	Feb. 15		ANAHEIM	1-3	L	20-31-4	14,664
15	Nov. 10	@	Calgary	4-5	OT L	5-7-3	15,247	56	Feb. 18		EDMONTON	3-2	W	21-31-4	11,287
16	Nov. 12		NASHVILLE	1-3	L	5-8-3	9,956	57	Feb. 20	@	Calgary	2-2	T	21-31-5	16,758
17	Nov. 14		CAROLINA	3-5	L	5-9-3	10,990	58	Feb. 22	@	St. Louis	1-5	L	21-32-5	16,182
18	Nov. 16	@	Anaheim	1-3	L	5-10-3	16,067	59	Feb. 24	@	Detroit	3-2	OT W	22-32-5	19,983
19	Nov. 18	@	San Jose	4-5	L	5-11-3	16,703	60	Feb. 26	@	Chicago	2-1	W	23-32-5	18,364
20	Nov. 19		NY RANGERS	1-5	L	5-12-3	16,005	61	Feb. 28	@	Dallas	0-1	L	23-33-5	16,928
21	Nov. 21		CHICAGO	5-0	W	6-12-3	12,011	62	Mar. 3	@	Anaheim	1-2	L	23-34-5	17,174
22	Nov. 28		PHOENIX	0-4	L	6-13-3	13,008	63	Mar. 4		NASHVILLE	3-4	L	23-35-5	9,686
23	Nov. 30	@	Montreal	1-3	L	6-14-3	20,415	64	Mar. 6		CALGARY	1-4	L	23-36-5	14,451
24	Dec. 2	@	Toronto	1-3	L	6-15-3	15,726	65	Mar. 9		DETROIT	4-2	W	24-36-5	13,741
25	Dec. 3	@	Ottawa	1-3	L	6-16-3	15,351	66	Mar. 13		VANCOUVER	3-1	W	25-36-5	14,348
26	Dec. 5		DETROIT	3-4	L	6-17-3	16,005	67	Mar. 15		OTTAWA	4-0	W	26-36-5	12,640
27	Dec. 9		WASHINGTON	2-1	W	7-17-3	9,816	68	Mar. 18		ANAHEIM	2-4	L	26-37-5	12,037
28	Dec. 12		VANCOUVER	3-0	W	8-17-3	13,844	69	Mar. 20		FLORIDA	4-3	W	27-37-5	14,551
29	Dec. 13	@	Anaheim	0-3	L	8-18-3	17,174	70	Mar. 21	@	Phoenix	1-4	L	27-38-5	15,129
30	Dec. 17		NY ISLANDERS	4-5	OT L	8-19-3	9,872	71	Mar. 25		DALLAS	1-2	L	27-39-5	14,888
31	Dec. 19	@	St. Louis	2-5	L	8-20-3	16,621	72	Mar. 28	@	Colorado	2-0	W	27-40-5	16,061
32	Dec. 20	@	Chicago	4-1	W	9-20-3	15,429	73	Mar. 30	@	Boston	1-2	OT L	28-40-5	15,083
33	Dec. 22	@	Pittsburgh	3-0	W	10-20-3	13,171	74	Mar. 31	@	Detroit	1-2	OT L	28-41-5	19,983
34	Dec. 26		PHOENIX	1-2	L	10-21-3	13,898	75	Apr. 3	@	Nashville	2-3	L	28-42-5	17,298
35	Dec. 28	@	Phoenix	4-2	W	11-21-3	16,210	76	Apr. 5	@	Colorado	1-4	L	28-43-5	16,061
36	Dec. 30		SAN JOSE	5-1	W	12-21-3	10,918	77	Apr. 8		SAN JOSE	3-2	W	29-43-5	12,785
37	Jan. 2		COLORADO	4-2	W	13-21-3	13,553	78	Apr. 11	@	Dallas	2-6	L	29-44-5	16,928
38	Jan. 5	@	Edmonton	4-3	OT W	14-21-3	14,370	79	Apr. 12	@	Nashville	4-3	W	30-44-5	17,298
39	Jan. 7		BUFFALO	4-2	W	15-21-3	10,821	80	Apr. 15		ANAHEIM	4-3	OT W	31-44-5	14,669
40	Jan. 9		EDMONTON	1-1	T	15-21-4	14,936	81	Apr. 16	@	San Jose	2-0	W	32-44-5	17,083
41	Jan. 11	@	San Jose	0-4	L	15-22-4	16,503	82	Apr. 18		ST. LOUIS	2-3	L	32-45-5	16,005

KINGS 1999-00 SEASON IN REVIEW

Record: 39-27-12-4 (94 points)
Pacific Division Finish: 2nd

General Manager: Dave Taylor
Head Coach: Andy Murray
Captain: Rob Blake

SCORING											
PLAYER	GP	G	A	PTS	PIM	PLAYER	GP	G	A	PTS	PIM
Luc Robitaille	71	36	38	74	68	Bob Corkum	45	5	6	11	14
Ziggy Palffy	64	27	39	66	32	Jaroslav Modry	26	5	4	9	18
Glen Murray	78	29	33	62	60	Dan Bylsma	64	3	6	9	55
Jozef Stumpel	57	17	41	58	10	Frantisek Kaberle	37	0	9	9	4
Rob Blake	77	18	39	57	112	Steve McKenna	46	0	5	5	125
Bryan Smolinski	79	20	36	56	48	Kelly Buchberger	13	2	1	3	13
Donald Audette	49	12	20	32	45	Nelson Emerson	5	1	1	2	0
Garry Galley	70	9	21	30	52	Stephane Fiset	47	0	2	2	4
Craig Johnson	76	9	14	23	28	Jason Podollan	1	0	1	1	2
Jason Blake	64	5	18	23	26	Jamie Storr	42	0	1	1	4
Ian Laperriere	79	9	13	22	185	Philippe Boucher	1	0	0	0	0
Marko Tuomainen	63	9	8	17	80	Bill Huard	1	0	0	0	2
Jere Karalahti	48	6	10	16	18	Jan Nemecek	1	0	0	0	0
Aki Berg	70	3	13	16	45	Steven Reinprecht	1	0	0	0	2
Sean O'Donnell	80	2	12	14	114	Pavel Rosa	3	0	0	0	0
Mattias Norstrom	82	1	13	14	66	Marcel Cousineau	5	0	0	0	0
Vladimir Tsyplakov	29	6	7	13	4	Team PIM					4
Len Barrie	46	5	8	13	56	Team Totals	82	245	425	670	1,313
Brad Chartrand	50	6	6	12	17						

GOALTENDER	GP	MIN	GA	SO	EN	SA	S%	AVG	W-L-OT
Marcel Cousineau	5	171	6	0	0	64	.906	2.11	1-1-0
Jamie Storr	42	2,206	93	1	5	1,008	.908	2.53	18-15-5
Stephane Fiset	47	2,592	119	1	5	1,208	.901	2.75	20-15-7
Empty Net Goals			10						
Team Totals	82	4,997	228	2	10	2,290	.900	2.74	39-27-12-4

RESULTS

1	Oct. 2	@	Nashville	2-0	W	1-0-0-0	17,113	42	Jan. 13	ST. LOUIS	2-3	L	18-15-7-2	16,278	
2	Oct. 4	@	St. Louis	3-2	W	2-0-0-0	13,571	43	Jan. 15	@	San Jose	2-3 OT	L	18-15-7-3	17,483
3	Oct. 6	@	Florida	2-4	L	2-1-0-0	13,751	44	Jan. 18	BUFFALO	5-3	W	19-15-7-3	14,458	
4	Oct. 7	@	Tampa Bay	5-2	W	3-1-0-0	10,614	45	Jan. 20	DALLAS	2-5	L	19-16-7-3	14,369	
5	Oct. 9	@	Washington	2-2	T	3-1-1-0	17,155	46	Jan. 23	COLORADO	3-2	W	20-16-7-3	18,118	
6	Oct. 15	@	Calgary	4-1	W	4-1-1-0	12,866	47	Jan. 26	@	Dallas	1-3	L	20-17-7-3	13,171
7	Oct. 16	@	Edmonton	4-5	L	4-2-1-0	16,094	48	Jan. 27	@	Nashville	6-2	W	21-17-7-3	16,062
8	Oct. 20	BOSTON	2-2	T	4-2-2-0	18,118	49	Jan. 29	@	Toronto	2-3	L	21-18-7-3	19,217	
9	Oct. 22	PHOENIX	3-6	L	4-3-2-0	16,752	50	Jan. 31	NY ISLANDERS	5-2	W	22-18-7-3	14,913		
10	Oct. 24	SAN JOSE	4-3	W	5-3-2-0	15,270	51	Feb. 3	DETROIT	6-3	W	23-18-7-3	18,118		
11	Oct. 26	WASHINGTON	5-2	W	6-3-2-0	13,169	52	Feb. 8	ANAHEIM	3-5	L	23-19-7-3	18,118		
12	Oct. 28	PITTSBURGH	5-3	W	7-3-2-0	14,779	53	Feb. 9	@	Phoenix	5-2	W	24-19-7-3	14,029	
13	Oct. 30	@	Chicago	3-1	W	8-3-2-0	14,694	54	Feb. 11	DALLAS	3-2	W	25-19-7-3	18,118	
14	Nov. 2	@	Pittsburgh	5-4	W	9-3-2-0	14,272	55	Feb. 14	CALGARY	4-3 OT	W	26-19-7-3	14,455	
15	Nov. 3	@	Detroit	1-1	T	9-3-3-0	19,983	56	Feb. 16	@	Chicago	4-1	W	27-19-7-3	13,817
16	Nov. 6	PHILADELPHIA	3-5	L	9-4-3-0	18,118	57	Feb. 18	@	Detroit	3-2	W	28-19-7-3	19,983	
17	Nov. 9	EDMONTON	1-1	T	9-4-4-0	13,282	58	Feb. 19	@	Buffalo	1-4	L	28-20-7-3	18,690	
18	Nov. 11	COLORADO	5-2	W	10-4-4-0	14,323	59	Feb. 21	@	Edmonton	3-6	L	28-21-7-3	14,615	
19	Nov. 14	@	Phoenix	3-2	W	11-4-4-0	13,171	60	Feb. 23	@	Calgary	7-2	W	29-21-7-3	14,665
20	Nov. 16	CHICAGO	3-2	W	12-4-4-0	12,980	61	Feb. 25	@	Vancouver	5-2	W	30-21-7-3	15,006	
21	Nov. 18	PHOENIX	2-3	L	12-5-4-0	13,406	62	Feb. 26	@	San Jose	3-6	L	30-22-7-3	17,483	
22	Nov. 20	MONTREAL	3-5	L	12-6-4-0	18,118	63	Feb. 29	VANCOUVER	1-1	T	30-22-8-3	15,666		
23	Nov. 23	@	Colorado	6-2	W	13-6-4-0	18,004	64	Mar. 2	CAROLINA	2-5	L	30-23-8-3	15,424	
24	Nov. 24	@	Dallas	2-3 OT	L	13-6-4-1	17,001	65	Mar. 4	NASHVILLE	3-2 OT	W	31-23-8-3	18,118	
25	Nov. 27	SAN JOSE	4-1	W	14-6-4-1	18,118	66	Mar. 7	DETROIT	1-3	L	31-24-8-3	18,118		
26	Dec. 3	@	Anaheim	1-1	T	14-6-5-1	17,174	67	Mar. 9	NY RANGERS	3-1	W	32-24-8-3	18,118	
27	Dec. 4	TAMPA BAY	3-3	T	14-6-6-1	17,407	68	Mar. 11	CALGARY	3-1	W	33-24-8-3	18,118		
28	Dec. 8	ATLANTA	4-0	W	15-6-6-1	15,210	69	Mar. 13	VANCOUVER	3-2 OT	W	34-24-8-3	17,309		
29	Dec. 10	@	Detroit	1-3	L	15-7-6-1	19,983	70	Mar. 15	@	Anaheim	2-2	T	34-24-9-3	17,174
30	Dec. 11	@	Montreal	4-2	W	16-7-6-1	19,250	71	Mar. 17	ST. LOUIS	0-4	L	34-25-9-3	18,118	
31	Dec. 14	@	New Jersey	1-7	L	16-8-6-1	10,807	72	Mar. 19	NASHVILLE	1-2 OT	L	34-25-9-4	17,920	
32	Dec. 15	@	NY Rangers	3-8	L	16-9-6-1	18,200	73	Mar. 21	ANAHEIM	2-5	L	34-26-9-4	17,494	
33	Dec. 18	CHICAGO	4-8	L	16-10-6-1	18,118	74	Mar. 23	@	Philadelphia	3-2 OT	W	35-26-9-4	19,695	
34	Dec. 22	@	San Jose	1-2	L	16-11-6-1	17,483	75	Mar. 25	@	Boston	4-4	T	35-26-10-4	17,565
35	Dec. 26	PHOENIX	2-3 OT	L	16-11-6-2	18,118	76	Mar. 26	@	Atlanta	4-1	W	36-26-10-4	15,857	
36	Dec. 29	@	Colorado	2-4	L	16-12-6-2	18,007	77	Mar. 29	SAN JOSE	1-1	T	36-26-11-4	18,118	
37	Dec. 30	EDMONTON	8-2	W	17-12-6-2	18,118	78	Apr. 1	ANAHEIM	2-1	W	37-27-11-4	18,118		
38	Jan. 3	@	Dallas	1-4	L	17-13-6-2	17,001	79	Apr. 3	@	Phoenix	1-2	L	37-27-11-4	14,378
39	Jan. 4	@	St. Louis	2-2	T	17-13-7-2	16,302	80	Apr. 5	@	Vancouver	1-1	T	37-27-12-4	17,257
40	Jan. 6	FLORIDA	4-2	W	18-13-7-2	14,114	81	Apr. 7	DALLAS	3-2	W	38-27-12-4	18,118		
41	Jan. 11	OTTAWA	3-4	L	18-14-7-2	14,224	82	Apr. 9	@	Anaheim	4-3 OT	W	39-27-12-4	17,174	

KINGS 2000-01 SEASON IN REVIEW

Record: 38-28-13-3 (92 points)
Pacific Division Finish: 3rd

General Manager: Dave Taylor
Head Coach: Andy Murray
Captain: Rob Blake

SCORING											
PLAYER	GP	G	A	PTS	PIM	PLAYER	GP	G	A	PTS	PIM
Ziggy Palffy	73	38	51	89	20	Stu Grimson	72	3	2	5	235
Luc Robitaille	82	37	51	88	66	Aaron Miller	13	0	5	5	14
Bryan Smolinski	78	27	32	59	40	Scott Thomas	24	3	1	4	9
Jozef Stumpel	63	16	39	55	14	Tomas Vlasak	10	1	3	4	2
Mathieu Schneider	73	16	35	51	56	Jason Blake	17	1	3	4	10
Rob Blake	54	17	32	49	69	Aki Berg	47	0	4	4	43
Glen Murray	64	18	21	39	32	Felix Potvin	23	0	3	3	2
Lubomir Visnovsky	81	7	32	39	36	Brad Chartrand	4	1	0	1	2
Steven Reinprecht	59	12	17	29	12	Steve Kelly	11	1	0	1	4
Nelson Emerson	78	11	11	22	54	Marko Tuomainen	11	0	1	1	4
Eric Belanger	62	9	12	21	16	Travis Scott	1	0	0	0	0
Kelly Buchberger	82	6	14	20	75	Rich Brennan	2	0	0	0	0
Jaroslav Modry	63	4	15	19	48	Andreas Lilja	2	0	0	0	4
Ian Laperriere	79	8	10	18	141	Steve Passmore	6	0	0	0	0
Mattias Norstrom	82	0	18	18	60	Stephane Fiset	7	0	0	0	2
Bob Corkum	58	4	6	10	18	Adam Mair	10	0	0	0	0
Craig Johnson	26	4	5	9	16	Jamie Storr	45	0	0	0	4
Jere Karalahti	56	2	7	9	38	Team PIM					20
Adam Deadmarsh	18	4	2	6	4	Team Totals	82	252	436	688	1,196
Philippe Boucher	22	2	4	6	20						

GOALTENDER	GP	MIN	GA	SO	EN	SA	S%	AVG	W-L-OT
Felix Potvin	23	1,410	46	5	0	571	.919	1.96	13-5-5
Jamie Storr	45	2,498	114	4	7	1,131	.899	2.74	19-18-6
Steve Passmore	14	718	37	1	2	310	.881	3.09	3-8-1
Stephane Fiset	7	318	19	0	0	129	.853	3.58	3-0-1
Travis Scott	1	25	3	0	0	10	.700	7.20	0-0-0
Empty Net Goals			9			9			
Team Totals	82	4,995	228	10	9	2,160	.894	2.74	38-28-13-3

RESULTS

1	Oct. 6	@	Washington	4-1	W	1-0-0-0	18,082	42	Jan. 6	CALGARY	5-0	W	18-16-7-1	18,118	
2	Oct. 7	@	Buffalo	3-5	L	1-1-0-0	14,325	43	Jan. 11	BUFFALO	3-2	W	19-16-7-1	15,496	
3	Oct. 9	@	Columbus	7-1	W	2-1-0-0	18,136	44	Jan. 13	ST. LOUIS	2-4	L	19-17-7-1	18,460	
4	Oct. 11		ST. LOUIS	4-4	T	2-1-1-0	18,118	45	Jan. 16	@	Ottawa	7-6 OT	W	20-17-7-1	18,264
5	Oct. 13		BOSTON	5-0	W	3-1-1-0	14,352	46	Jan. 17	@	Toronto	2-1	W	21-17-7-1	19,266
6	Oct. 15		PHOENIX	5-6	L	3-2-1-0	14,457	47	Jan. 20	@	Carolina	6-3	W	22-17-7-1	13,009
7	Oct. 17	@	Nashville	1-1	T	3-2-2-0	13,594	48	Jan. 22	@	Philadelphia	0-3	L	22-18-7-1	19,578
8	Oct. 19	@	St. Louis	1-7	L	3-3-2-0	18,906	49	Jan. 25	CALGARY	0-3	L	22-19-7-1	13,616	
9	Oct. 21	@	Dallas	3-4	L	3-4-2-0	17,001	50	Jan. 27	MINNESOTA	1-4	L	22-20-7-1	18,118	
10	Oct. 23	@	Anaheim	5-4	OT	W	4-4-2-0	14,098	51	Jan. 30	DALLAS	8-0	W	23-20-7-1	15,146
11	Oct. 25		ANAHEIM	6-2	W	5-4-2-0	18,118	52	Feb. 1	NASHVILLE	4-6	L	23-21-7-1	12,639	
12	Oct. 28	@	Phoenix	1-3	L	5-5-2-0	14,113	53	Feb. 6	CHICAGO	3-3	T	23-21-8-1	13,527	
13	Oct. 31	@	Columbus	1-4	L	5-6-2-0	15,025	54	Feb. 8	CAROLINA	4-2	W	24-21-8-1	13,884	
14	Nov. 2	@	Atlanta	5-2	W	6-6-2-0	13,255	55	Feb. 10	WASHINGTON	3-4	L	24-22-8-1	18,118	
15	Nov. 4	@	New Jersey	2-1	W	7-6-2-0	2,704	56	Feb. 12	EDMONTON	3-6	L	24-23-8-1	14,059	
16	Nov. 5	@	NY Islanders	4-1	W	8-6-2-0	10,281	57	Feb. 14	@	Dallas	2-4	L	24-24-8-1	17,001
17	Nov. 7		PHOENIX	3-3	T	8-6-3-0	13,557	58	Feb. 16	@	Minnesota	4-0	W	25-24-8-1	18,568
18	Nov. 9		VANCOUVER	2-0	W	9-6-3-0	13,045	59	Feb. 18	@	Chicago	0-3	L	25-25-8-1	16,054
19	Nov. 11		DETROIT	2-2	T	9-6-4-0	18,360	60	Feb. 20	@	Edmonton	0-5	L	25-26-8-1	16,349
20	Nov. 16		NY Islanders	6-1	W	10-6-4-0	14,714	61	Feb. 22	@	Calgary	2-0	W	26-26-8-1	16,830
21	Nov. 18		COLORADO	6-4	W	11-6-4-0	18,188	62	Feb. 24		COLUMBUS	3-1	W	27-26-8-1	18,118
22	Nov. 23		NEW JERSEY	1-6	L	11-7-4-0	13,451	63	Feb. 27	@	Nashville	2-1	W	28-26-8-1	16,337
23	Nov. 25	@	Pittsburgh	2-2	T	11-7-5-0	16,958	64	Mar. 1	@	Chicago	2-2	T	28-26-9-1	12,936
24	Nov. 26	@	Boston	4-4	T	11-7-6-0	13,108	65	Mar. 3		DETROIT	6-3	W	29-26-9-1	18,477
25	Nov. 28	@	NY Rangers	6-7	L	11-8-6-0	18,200	66	Mar. 4	@	Anaheim	0-4	L	29-27-9-1	17,174
26	Dec. 2		MINNESOTA	3-2	W	12-8-6-0	16,270	67	Mar. 6		MONTREAL	4-3	W	30-27-9-1	14,404
27	Dec. 3	@	Anaheim	0-4	L	12-8-6-0	17,174	68	Mar. 8		NASHVILLE	4-1	W	31-27-9-1	14,856
28	Dec. 7		DALLAS	5-2	W	13-9-6-0	14,425	69	Mar. 10		CHICAGO	2-2	T	31-27-10-1	18,118
29	Dec. 9	@	Edmonton	4-2	W	14-9-6-0	16,619	70	Mar. 14	@	San Jose	4-1	W	32-27-10-1	17,496
30	Dec. 10	@	Vancouver	5-1	W	15-9-6-0	17,063	71	Mar. 17		SAN JOSE	1-0 OT	W	33-27-10-1	18,118
31	Dec. 14		NY RANGERS	2-5	T	15-9-7-0	18,188	72	Mar. 19		PHOENIX	6-2	W	34-27-10-1	17,061
32	Dec. 16		TAMPA BAY	3-4	L	15-10-7-0	15,576	73	Mar. 21		EDMONTON	0-7	L	34-28-10-1	15,666
33	Dec. 19		ATLANTA	6-7 OT	L	15-10-7-1	13,823	74	Mar. 24		ANAHEIM	3-3	OT	34-28-11-1	18,118
34	Dec. 21	@	Colorado	2-5	L	15-11-7-1	18,007	75	Mar. 26		SAN JOSE	0-0	T	34-28-12-1	15,276
35	Dec. 22	@	Minnesota	3-4	L	15-12-7-1	18,564	76	Mar. 27	@	San Jose	2-3 OT	L	34-28-12-2	17,496
36	Dec. 26		SAN JOSE	1-2	L	15-13-7-1	18,460	77	Mar. 29		COLUMBUS	3-0	W	35-28-12-2	15,582
37	Dec. 28	@	St. Louis	5-2	W	16-13-7-1	19,903	78	Mar. 31		COLORADO	4-0	W	36-28-12-2	18,118
38	Dec. 29	@	Dallas	4-1	W	17-13-7-1	17,001	79	Apr. 2		VANCOUVER	3-1	W	37-28-12-2	18,118
39	Dec. 31	@	Detroit	1-2	L	17-14-7-1	19,995	80	Apr. 3	@	Phoenix	2-2	T	37-28-13-2	15,912
40	Jan. 2	@	Colorado	2-6	L	17-15-7-1	18,007	81	Apr. 5	@	Vancouver	2-3 OT	L	37-28-13-3	18,422
41	Jan. 4		FLORIDA	3-4	L	17-16-7-1	14,137	82	Apr. 7	@	Calgary	3-2	W	38-28-13-3	17,139

KINGS 2001-02 SEASON IN REVIEW

Record: 40-27-11-4 (95 points)
Pacific Division Finish: 3rd

General Manager: Dave Taylor
Head Coach: Andy Murray
Captain: Mattias Norstrom

SCORING												
PLAYER	GP	G	A	PTS	PIM	PLAYER	GP	G	A	PTS	PIM	
Jason Allison	73	19	55	74	68	Randy Robitaille	18	4	3	7	17	
Adam Deadmarsh	76	29	33	62	71	Jaroslav Bednar	22	4	2	6	8	
Ziggy Palffy	63	32	27	59	26	Cliff Ronning	14	1	4	5	8	
Jaroslav Modry	80	4	38	42	65	Andreas Lilja	26	1	4	5	22	
Bryan Smolinski	80	13	25	38	56	Jozef Stumpel	9	1	3	4	4	
Steve Heinze	73	15	16	31	46	Ken Belanger	43	2	0	2	85	
Mathieu Schneider	55	7	23	30	68	Rob Valicevic	17	1	1	2	8	
Philippe Bouchard	80	7	23	30	94	Adam Mair	18	1	1	2	57	
Craig Johnson	72	13	14	27	24	Steve Kelly	8	0	1	1	2	
Eric Belanger	53	8	16	24	21	Jere Karalahti	30	0	1	1	29	
Ian Laperriere	81	8	14	22	125	Felix Potvin	71	0	1	1	19	
Lubomir Visnovsky	72	4	17	21	14	Ted Donato	2	0	0	0	2	
Mikko Eloranta	71	9	9	18	54	Jason Holland	3	0	0	0	0	
Aaron Miller	74	5	12	17	54	Kip Brennan	4	0	0	0	22	
Brad Chartrand	46	7	9	16	40	Ryan Flinn	19	0	0	0	51	
Kelly Buchberger	74	6	7	13	105	Jamie Storr	10	0	0	0	4	
Glen Murray	9	6	5	11	0	Team PIM					16	
Mattias Norstrom	79	2	9	11	38	Team Totals	82	214	375	589	1,348	
Nelson Emerson	41	5	2	7	25							

GOALTENDER	GP	MIN	GA	SO	EN	SA	S%	AVG	W-L-OT
Jamie Storr	19	886	28	2	2	360	.922	1.90	9-4-3
Felix Potvin	71	4,071	157	6	3	1,686	.907	2.31	31-27-8
Empty Net Goals			5			5			
Team Totals	82	4,989	190	8	5	2,051	.907	2.29	40-27-11-4

RESULTS

1 Oct. 4	PHOENIX	2-2	T	0-0-1-0	18,210	42 Jan. 7	@ New Jersey	3-2	W	17-16-7-2	13,638
2 Oct. 7	MINNESOTA	3-4	L	0-1-1-0	14,354	43 Jan. 9	@ NY Rangers	4-0	W	18-16-7-2	18,200
3 Oct. 9	@ Dallas	1-2	L	0-2-1-0	18,532	44 Jan. 10	@ Boston	0-5	L	18-17-7-2	14,528
4 Oct. 11	@ St. Louis	6-5	W	1-2-1-0	19,565	45 Jan. 12	@ San Jose	3-2	W	19-17-7-2	17,296
5 Oct. 13	TAMPA BAY	0-1	L	1-3-1-0	17,114	46 Jan. 15	NASHVILLE	2-0	W	20-17-7-2	15,702
6 Oct. 16	WASHINGTON	2-3 OT	L	1-3-1-1	13,492	47 Jan. 17	BUFFALO	4-2	W	21-17-7-2	16,698
7 Oct. 18	ANAHEIM	4-1	W	2-3-1-1	13,916	48 Jan. 19	NY ISLANDERS	2-3	L	21-18-7-2	18,152
8 Oct. 20	@ Detroit	2-3	L	2-4-1-1	20,058	49 Jan. 21	@ Anaheim	4-2	W	22-18-7-2	17,079
9 Oct. 23	@ Columbus	7-1	W	3-4-1-1	18,136	50 Jan. 24	MINNESOTA	4-1	W	23-18-7-2	15,917
10 Oct. 25	@ Tampa Bay	0-3	L	3-5-1-1	12,957	51 Jan. 26	COLORADO	2-4	L	23-19-7-2	18,332
11 Oct. 26	Florida	2-3	L	3-6-1-1	18,093	52 Jan. 28	@ Colorado	6-4	W	24-19-7-2	18,007
12 Oct. 28	@ Carolina	2-3 OT	L	3-6-1-2	14,355	53 Jan. 30	@ Minnesota	2-0	W	25-19-7-2	18,658
13 Oct. 30	@ Chicago	1-5	L	3-7-1-2	10,135	54 Feb. 4	PHILADELPHIA	1-3	L	25-20-7-2	18,118
14 Nov. 1	CHICAGO	2-3	L	3-8-1-2	13,857	55 Feb. 7	CAROLINA	2-1	W	26-20-7-2	15,960
15 Nov. 3	ATLANTA	4-1	W	4-8-1-2	14,728	56 Feb. 8	@ Phoenix	5-6 OT	L	26-20-7-3	16,210
16 Nov. 8	CALGARY	2-3	L	4-9-1-2	14,459	57 Feb. 11	DALLAS	2-1	W	27-20-7-3	18,118
17 Nov. 10	DETROIT	3-2 OT	W	5-9-1-2	18,385	58 Feb. 13	PHOENIX	2-2	T	27-20-8-3	15,964
18 Nov. 15	DALLAS	3-4	L	5-10-1-2	14,584	59 Feb. 26	@ Columbus	5-1	W	28-20-8-3	18,136
19 Nov. 17	@ Detroit	2-4	L	5-11-1-2	20,058	60 Feb. 27	@ Pittsburgh	5-4	W	29-20-8-3	16,134
20 Nov. 18	@ Minnesota	2-2	T	5-11-2-2	18,064	61 Mar. 2	COLUMBUS	2-0	L	29-21-8-3	18,118
21 Nov. 20	@ Calgary	5-5	T	5-11-3-2	14,550	62 Mar. 4	OTTAWA	1-1	T	29-21-9-3	15,815
22 Nov. 22	@ Edmonton	4-2	W	6-11-3-2	16,434	63 Mar. 6	@ Dallas	2-3 OT	L	29-21-9-4	18,532
23 Nov. 24	SAN JOSE	3-1	W	7-11-3-2	18,118	64 Mar. 7	@ Nashville	3-2	W	30-21-9-4	15,533
24 Nov. 29	EDMONTON	1-3	L	7-12-3-2	15,643	65 Mar. 9	@ Colorado	3-4	L	30-22-9-4	18,007
25 Dec. 1	NASHVILLE	4-2	W	8-12-3-2	15,481	66 Mar. 11	CHICAGO	2-1	W	31-22-9-4	16,956
26 Dec. 3	CALGARY	0-2	L	8-13-3-2	15,105	67 Mar. 14	ST. LOUIS	2-1	W	32-22-9-4	18,118
27 Dec. 6	ST. LOUIS	1-1	T	8-13-4-2	15,055	68 Mar. 16	PITTSBURGH	4-3	W	33-22-9-4	18,118
28 Dec. 8	@ St. Louis	0-2	L	8-14-4-2	18,933	69 Mar. 18	@ San Jose	3-2	W	34-22-9-4	17,496
29 Dec. 9	@ Chicago	5-2	W	9-14-4-2	12,310	70 Mar. 21	COLORADO	3-1	W	35-22-9-4	18,231
30 Dec. 11	@ Nashville	1-1	T	9-14-5-2	13,691	71 Mar. 23	SAN JOSE	3-0	W	36-22-9-4	18,237
31 Dec. 13	VANCOUVER	6-3	W	10-14-5-2	14,620	72 Mar. 24	@ Phoenix	0-4	L	36-23-9-4	14,511
32 Dec. 15	COLUMBUS	3-2	W	11-14-5-2	16,224	73 Mar. 26	@ Vancouver	0-4	L	36-24-9-4	18,422
33 Dec. 16	@ Anaheim	3-2 OT	W	12-14-5-2	17,002	74 Mar. 28	@ Edmonton	2-2	T	36-24-10-4	16,839
34 Dec. 18	@ Toronto	3-1	W	13-14-5-2	19,320	75 Mar. 30	@ Calgary	3-5	L	36-25-10-4	17,046
35 Dec. 20	@ Ottawa	4-2	W	14-14-5-2	16,207	76 Apr. 2	VANCOUVER	4-4	T	36-25-11-4	18,118
36 Dec. 22	@ Montreal	1-2	L	14-15-5-2	20,152	77 Apr. 4	DETROIT	3-0	W	37-25-11-4	18,621
37 Dec. 26	@ Phoenix	1-1	T	14-15-6-2	12,902	78 Apr. 6	EDMONTON	4-3 OT	W	38-25-11-4	18,311
38 Dec. 27	ANAHEIM	2-2	T	14-15-7-2	18,610	79 Apr. 8	DALLAS	3-0	W	39-25-11-4	18,118
39 Dec. 29	NY RANGERS	5-4	L	14-16-7-2	18,420	80 Apr. 11	@ Vancouver	2-5	L	39-26-11-4	18,422
40 Jan. 2	FLORIDA	3-1	W	15-16-7-2	17,006	81 Apr. 13	@ San Jose	1-3	L	39-27-11-4	17,496
41 Jan. 5	@ NY Islanders	3-0	W	16-16-7-2	16,234	82 Apr. 14	ANAHEIM	1-0	W	40-27-11-4	18,349

KINGS 2002-03 SEASON IN REVIEW

Record: 33-37-6-6 (78 points)
Pacific Division Finish: 3rd

General Manager: Dave Taylor
Head Coach: Andy Murray
Captain: Mattias Norstrom

SCORING												
PLAYER	GP	G	A	PTS	PIM	PLAYER	GP	G	A	PTS	PIM	
Ziggy Palffy	76	37	48	85	47	Jared Aulin	17	2	2	4	0	
Mathieu Schneider	65	14	29	43	57	Sean Avery	12	1	3	4	33	
Bryan Smolinski	58	18	20	38	18	Tomas Zizka	10	0	3	3	4	
Jaroslav Modry	82	13	25	38	68	Andreas Lilja	17	0	3	3	14	
Derek Armstrong	66	12	26	38	30	Dmitry Yushkevich	42	0	3	3	24	
Eric Belanger	62	16	19	35	26	Chris Schmidt	10	0	2	2	5	
Alexander Frolov	79	14	17	31	34	Jon Sim	14	0	2	2	19	
Jason Allison	26	6	22	28	22	Chris McAlpine	21	0	2	2	24	
Lubomir Visnovsky	57	8	16	24	28	Jerrold Smithson	22	0	2	2	21	
Ian Laperriere	73	7	12	19	122	Ryan Flinn	19	1	0	1	28	
Adam Deadmarsh	20	13	4	17	21	Jason Holland	2	0	1	1	0	
Mikko Eloranta	75	5	12	17	56	Jamie Storr	39	0	1	1	8	
Erik Rasmussen	57	4	12	16	28	Pavel Rosa	2	0	0	0	0	
Brad Chartrand	62	8	6	14	33	Maxim Kuznetsov	3	0	0	0	0	
Steve Heinze	27	5	7	12	12	Ken Belanger	4	0	0	0	17	
Joe Corvo	50	5	7	12	14	Scott Barney	5	0	0	0	0	
Craig Johnson	70	3	6	9	22	Derek Bekar	6	0	0	0	4	
Jaroslav Bednar	15	0	9	9	4	Cristobal Huot	12	0	0	0	0	
Michael Cammalleri	28	5	3	8	22	Kip Brennan	19	0	0	0	57	
Brad Norton	53	3	3	6	97	Felix Potvin	42	0	0	0	4	
Aaron Miller	49	1	5	6	24	Team PIM					50	
Mattias Norstrom	82	0	6	6	49	Team Totals	82	203	341	544	1,146	
Steve Kelly	15	2	3	5	0							

GOALTENDER	GP	MIN	GA	SO	EN	SA	S%	AVG	W-L-OT
Cristobal Huot	12	541	21	1	2	241	.913	2.33	4-4-1
Jamie Storr	39	2,027	86	3	4	904	.905	2.55	12-19-2
Felix Potvin	42	2,367	105	3	3	987	.894	2.66	17-20-3
Empty Net Goals			9			9			
Team Totals	82	4,986	221	7	9	2,141	.897	2.66	33-37-6-6

RESULTS

2	Oct. 9	PHOENIX	4-1	W	1-0-0-0	18,260	42	Jan. 9	EDMONTON	4-5	L	17-18-4-3	15,783
2	Oct. 12	DETROIT	3-2	W	2-0-0-0	18,177	43	Jan. 11	ST. LOUIS	1-2	L	17-19-4-3	18,118
3	Oct. 16	@ Anaheim	4-2	W	3-0-0-0	11,332	44	Jan. 13	SAN JOSE	3-2	W	18-19-4-3	17,035
4	Oct. 17	COLORADO	1-4	L	3-1-0-0	18,118	45	Jan. 16	@ Edmonton	0-2	L	18-20-4-3	16,839
5	Oct. 19	VANCOUVER	2-2	T	3-1-1-0	16,762	46	Jan. 18	@ Calgary	1-2 OT	L	18-20-4-4	16,675
6	Oct. 23	@ Detroit	3-3	T	3-1-2-0	20,058	47	Jan. 22	@ Anaheim	5-6	L	18-21-4-4	17,174
7	Oct. 25	@ NY Rangers	6-2	W	4-1-2-0	18,200	48	Jan. 23	MINNESOTA	1-2	L	18-22-4-4	16,480
8	Oct. 27	@ Columbus	1-5	L	4-2-2-0	17,106	49	Jan. 25	NEW JERSEY	2-1	W	19-22-4-4	18,233
9	Oct. 29	@ Atlanta	4-0	W	5-2-2-0	11,440	50	Jan. 27	SAN JOSE	0-3	L	19-23-4-4	16,126
10	Oct. 31	@ Chicago	1-2 OT	L	5-2-2-1	10,271	51	Jan. 28	@ San Jose	1-3	L	19-24-4-4	17,496
11	Nov. 1	NASHVILLE	6-5	W	6-2-2-1	18,118	52	Jan. 30	OTTAWA	3-0	W	20-24-4-4	16,518
12	Nov. 4	MINNESOTA	2-5	L	6-3-2-1	15,693	53	Feb. 5	PHOENIX	4-3	W	21-24-4-4	16,649
13	Nov. 5	@ San Jose	2-5	L	6-4-2-1	17,496	54	Feb. 7	CAROLINA	8-2	W	22-24-4-4	18,118
14	Nov. 8	@ Ottawa	3-2	W	7-4-2-1	16,926	55	Feb. 9	@ Dallas	1-3	L	22-25-4-4	18,532
15	Nov. 9	@ Montreal	1-3	L	7-5-2-1	21,273	56	Feb. 11	@ Nashville	3-2	W	23-25-4-4	10,334
16	Nov. 12	@ Toronto	3-4 OT	L	7-5-2-2	19,225	57	Feb. 13	CALGARY	4-2	W	24-25-4-4	17,539
17	Nov. 14	@ Vancouver	2-3	L	7-6-2-2	18,422	58	Feb. 15	NY ISLANDERS	2-3	L	24-26-4-4	18,118
18	Nov. 16	@ Edmonton	4-1	W	8-6-2-2	16,461	59	Feb. 17	SAN JOSE	3-2	W	25-26-4-4	16,301
19	Nov. 19	@ Minnesota	2-2	T	8-6-3-2	18,064	60	Feb. 20	@ Philadelphia	0-5	L	25-27-4-4	19,391
20	Nov. 21	@ St. Louis	2-3 OT	L	8-6-3-3	19,697	61	Feb. 21	@ Buffalo	4-1	W	26-27-4-4	11,866
21	Nov. 23	DALLAS	2-0	W	9-6-3-3	16,262	62	Feb. 24	@ Detroit	4-5	L	26-28-4-4	20,058
22	Nov. 27	FLORIDA	2-5	L	9-7-3-3	16,782	63	Feb. 25	@ Pittsburgh	5-3	W	27-28-4-4	11,736
23	Nov. 29	@ Anaheim	2-2	T	9-7-4-3	17,174	64	Feb. 27	@ Columbus	1-3	L	27-29-4-4	18,136
24	Nov. 30	CHICAGO	4-1	W	10-7-4-3	18,118	65	Mar. 1	ATLANTA	4-1	W	28-29-4-4	18,118
25	Dec. 5	NASHVILLE	2-3	L	10-8-4-3	15,877	66	Mar. 4	ANAHEIM	1-2	L	28-30-4-4	18,118
26	Dec. 7	COLUMBUS	3-4	L	10-9-4-3	18,118	67	Mar. 6	EDMONTON	1-2	L	28-31-4-4	18,118
27	Dec. 10	@ Nashville	3-0	W	11-9-4-3	10,208	68	Mar. 8	MONTREAL	2-1	W	29-31-4-4	18,118
28	Dec. 11	@ Dallas	3-0	W	12-9-4-3	18,532	69	Mar. 10	DETROIT	2-3	L	29-32-4-4	18,344
29	Dec. 14	PITTSBURGH	3-2	W	13-9-4-3	18,184	70	Mar. 12	@ Tampa Bay	2-4	L	29-33-4-4	17,138
30	Dec. 15	@ Phoenix	1-2	L	13-10-4-3	11,619	71	Mar. 14	@ Washington	3-1	W	30-33-4-4	17,308
31	Dec. 17	ST. LOUIS	6-2	W	14-10-4-3	15,662	72	Mar. 15	@ Carolina	0-0	T	30-33-5-4	16,017
32	Dec. 19	ANAHEIM	5-4	W	15-10-4-3	18,118	73	Mar. 18	CALGARY	1-4	L	30-34-5-4	17,470
33	Dec. 22	@ Chicago	1-3	L	15-11-4-3	15,588	74	Mar. 20	TAMPA BAY	2-2	T	30-34-6-4	17,569
34	Dec. 23	@ St. Louis	0-5	L	15-12-4-3	19,993	75	Mar. 22	BOSTON	3-4 OT	L	30-34-6-5	18,118
35	Dec. 26	PHOENIX	4-3	W	16-12-4-3	18,738	76	Mar. 25	COLUMBUS	1-2	L	30-35-6-5	17,493
36	Dec. 29	@ Colorado	1-6	L	16-13-4-3	18,007	77	Mar. 27	@ Colorado	0-3	L	30-36-6-5	18,007
37	Dec. 30	CHICAGO	0-2	L	16-14-4-3	18,118	78	Mar. 29	VANCOUVER	1-5	L	30-37-6-5	18,118
38	Jan. 2	PHILADELPHIA	1-4	L	16-15-4-3	18,118	79	Mar. 31	@ Phoenix	5-4 OT W	W	31-37-6-5	11,802
39	Jan. 4	DALLAS	3-3	T	16-16-4-3	18,118	80	Apr. 2	COLORADO	5-3	W	32-37-6-5	18,393
40	Jan. 6	@ Minnesota	3-2	W	17-16-4-3	18,568	81	Apr. 4	@ Calgary	1-2 OT	L	32-37-6-6	17,003
41	Jan. 7	@ Dallas	4-7	L	17-17-4-3	18,152	82	Apr. 6	@ Vancouver	2-0	W	33-37-6-6	18,514

KINGS 2003-04 SEASON IN REVIEW

Record: 28-29-16-9 (81 points)
Pacific Division Finish: 3rd

General Manager: Dave Taylor
Head Coach: Andy Murray
Captain: Mattias Norstrom

SCORING										
PLAYER	GP	G	A	PTS	PIM	PLAYER	GP	G	A	PTS
Luc Robitaille	80	22	29	51	56	John Tripp	34	1	5	6
Alexander Frolov	77	24	24	48	24	Tomas Zizka	15	2	3	5
Trent Klatt	82	17	26	43	46	Dustin Brown	31	1	4	5
Ziggy Palffy	35	16	25	41	12	Jeff Cowan	13	2	1	3
Jozef Stumpel	64	8	29	37	16	Aaron Miller	35	1	2	3
Derek Armstrong	57	14	21	35	33	Martin Strbak	5	2	0	2
Eric Belanger	81	13	20	33	44	Pavel Rosa	2	1	1	2
Jaroslav Modry	79	5	27	32	44	Kip Brennan	18	1	0	1
Lubomir Visnovsky	58	8	21	29	26	Bryan Muir	2	0	1	1
Sean Avery	76	9	19	28	261	Noah Clarke	2	0	1	1
Joe Corvo	72	8	17	25	36	Denis Grebeshkov	4	0	1	1
Ian Laperriere	62	10	12	22	58	Jerred Smithson	8	0	1	1
Michael Cammalleri	31	9	6	15	20	Anson Carter	15	0	1	1
Martin Straka	32	6	8	14	4	Maxim Kuznetsov	16	0	1	1
Mattias Norstrom	74	1	13	14	44	Brad Norton	20	0	1	1
Jon Sim	48	6	7	13	27	Mathieu Chouinard	1	0	0	0
Scott Barney	19	5	6	11	4	Milan Hnilicka	2	0	0	0
Esa Pirnes	57	3	8	11	12	Steve Kelly	3	0	0	0
Nathan Dempsey	17	4	3	7	2	Cristobal Huet	41	0	0	0
Brad Chartrand	53	3	4	7	30	Roman Cechmanek	49	0	0	0
Tim Gleason	47	0	7	7	21	Team PIM				6
Jason Holland	52	3	3	6	24	Team Totals	82	205	358	563
GOALTENDER										
PLAYER	GP	MIN	GA	SO	EN	SA	S%	AVG	W-L-OT	
Mathieu Chouinard	1	3	0	0	0	2	1.000	0.00	0-0-0	
Cristobal Huet	41	2,199	89	3	7	961	.907	2.43	10-16-10	
Roman Cechmanek	49	2,701	113	5	3	1,198	.906	2.51	18-21-6	
Milan Hnilicka	2	80	5	0	0	42	.881	3.75	0-1-0	
Empty Net Goals			10							
Team Totals	82	5,029	217	8	10	2,213	.902	2.59	28-29-16-9	

RESULTS

1 Oct. 9 @ Detroit	2-3	L	0-1-0-0	20,066	42 Jan. 10 COLUMBUS	2-2	T	16-14-8-4	18,118
2 Oct. 10 @ Pittsburgh	3-0	W	1-1-0-0	16,986	43 Jan. 13 @ Nashville	0-0	T	16-14-9-4	10,007
3 Oct. 12 @ Chicago	4-2	W	2-1-0-0	11,947	44 Jan. 14 @ Minnesota	2-2	T	16-14-10-4	18,528
4 Oct. 15 OTTAWA	4-3	W	3-1-0-0	18,180	45 Jan. 16 @ Columbus	2-3 OT	L	16-14-10-5	17,238
5 Oct. 18 BOSTON	3-4	L	3-2-0-0	18,118	46 Jan. 18 @ Chicago	2-1	W	17-14-10-5	13,504
6 Oct. 21 PHILADELPHIA	4-0	W	4-2-0-0	16,771	47 Jan. 20 CALGARY	4-1	W	18-14-10-5	18,118
7 Oct. 23 BUFFALO	1-5	L	4-3-0-0	15,752	48 Jan. 22 DETROIT	4-5	L	18-15-10-5	18,118
8 Oct. 25 CHICAGO	2-3	L	4-4-0-0	18,118	49 Jan. 24 ANAHEIM	4-2	W	19-15-10-5	18,186
9 Oct. 30 VANCOUVER	1-3	L	4-5-0-0	16,966	50 Jan. 26 MINNESOTA	2-2	T	19-15-11-5	18,118
10 Nov. 1 PHOENIX	7-3	W	5-5-0-0	18,118	51 Jan. 28 @ Anaheim	4-3 OT	W	20-15-11-5	17,174
11 Nov. 5 @ Florida	3-2	W	6-5-0-0	13,276	52 Jan. 29 COLORADO	3-3	T	20-15-12-5	18,118
12 Nov. 6 @ Tampa Bay	1-0 OT	W	7-5-0-0	14,287	53 Jan. 31 @ Edmonton	4-3	W	21-15-12-5	16,839
13 Nov. 8 @ Carolina	2-3 OT	L	7-5-0-1	13,170	54 Feb. 3 @ Calgary	4-4	T	21-15-13-5	14,169
14 Nov. 10 @ Washington	3-2	W	8-5-0-1	11,397	55 Feb. 10 @ Minnesota	3-1	W	22-15-13-5	18,568
15 Nov. 13 TORONTO	4-4	T	8-5-1-1	17,163	56 Feb. 11 @ Columbus	2-3 OT	L	22-15-13-6	16,221
16 Nov. 15 ST. LOUIS	0-1	L	8-6-1-1	17,462	57 Feb. 13 @ Buffalo	3-8	L	22-16-13-6	18,690
17 Nov. 19 NASHVILLE	3-0	W	9-6-1-1	16,935	58 Feb. 15 @ New Jersey	2-3 OT	L	22-16-13-7	17,402
18 Nov. 21 @ Dallas	1-3	L	9-7-1-1	18,225	59 Feb. 16 @ NY Islanders	1-1	T	22-16-14-7	15,369
19 Nov. 22 @ Colorado	2-0	W	10-7-1-1	18,007	60 Feb. 18 DALLAS	3-4	L	22-17-14-7	18,118
20 Nov. 25 NEW JERSEY	0-4	L	10-8-1-1	17,067	61 Feb. 21 COLUMBUS	4-3	W	23-17-14-7	18,118
21 Nov. 27 @ Phoenix	4-6	L	10-9-1-1	13,751	62 Feb. 23 NASHVILLE	3-0	W	24-17-14-7	17,612
22 Nov. 29 CHICAGO	3-1	W	11-9-1-1	18,118	63 Feb. 25 @ Dallas	1-1	T	24-17-15-7	18,011
23 Nov. 30 @ Dallas	2-1	W	12-9-1-1	18,198	64 Feb. 28 ANAHEIM	2-1	W	25-17-15-7	18,207
24 Dec. 2 @ St. Louis	1-4	L	12-10-1-1	15,632	65 Feb. 29 @ Anaheim	3-6	L	25-18-15-7	17,146
25 Dec. 4 DALLAS	3-0	W	13-10-1-1	17,499	66 Mar. 4 MINNESOTA	1-1	T	25-18-16-7	18,118
26 Dec. 6 WASHINGTON	7-3	W	14-10-1-1	18,118	67 Mar. 6 MONTREAL	2-4	L	25-19-16-7	18,258
27 Dec. 8 @ Detroit	2-3 OT	L	14-10-1-2	20,066	68 Mar. 9 PHOENIX	3-2	W	26-19-16-7	18,118
28 Dec. 10 @ Atlanta	3-4 OT	L	14-10-1-3	11,059	69 Mar. 10 @ Phoenix	3-1	W	27-19-16-7	13,809
29 Dec. 11 @ Nashville	4-1	W	15-10-1-3	10,076	70 Mar. 13 @ San Jose	1-3	L	27-20-16-7	17,496
30 Dec. 13 @ St. Louis	1-2	L	15-11-1-3	17,837	71 Mar. 14 ANAHEIM	5-1	W	28-20-16-7	18,118
31 Dec. 16 EDMONTON	4-2	W	16-11-1-3	18,118	72 Mar. 16 ST. LOUIS	3-5	L	28-21-16-7	18,118
32 Dec. 18 PHOENIX	4-4	T	16-11-2-3	17,716	73 Mar. 18 SAN JOSE	3-5	L	28-22-16-7	18,118
33 Dec. 20 COLORADO	3-3	T	16-11-3-3	18,118	74 Mar. 20 DETROIT	2-4	L	28-23-16-7	18,118
34 Dec. 22 @ Vancouver	4-4	T	16-11-4-3	18,630	75 Mar. 22 EDMONTON	1-2	L	28-24-16-7	18,118
35 Dec. 26 @ San Jose	0-5	L	16-12-4-3	17,496	76 Mar. 24 @ Vancouver	0-1	L	28-25-16-7	18,630
36 Dec. 27 SAN JOSE	4-4	T	16-12-5-3	18,743	77 Mar. 26 @ Edmonton	1-3	L	28-26-16-7	16,839
37 Dec. 30 NY RANGERS	2-3 OT	L	16-12-5-4	18,542	78 Mar. 27 @ Calgary	2-3 OT	L	28-26-16-8	18,419
38 Dec. 31 @ Phoenix	0-4	L	16-13-5-4	18,106	79 Mar. 29 @ Colorado	1-2	L	28-27-16-8	18,007
39 Jan. 3 DALLAS	2-2	T	16-13-6-4	18,118	80 Mar. 31 SAN JOSE	0-3	L	28-28-16-8	18,118
40 Jan. 7 @ Anaheim	4-4	T	16-13-7-4	17,174	81 Apr. 2 CALGARY	2-3	L	28-29-16-8	18,247
41 Jan. 8 VANCOUVER	1-3	L	16-14-7-4	16,938	82 Apr. 4 @ San Jose	3-4 OT	L	28-29-16-9	17,496

KINGS 2005-06 SEASON IN REVIEW

Record: 42-35-5 (89 points)
Pacific Division Finish: 4th

General Manager: Dave Taylor
Head Coach: Andy Murray (37-28-5)/
 John Torchetti (5-7-0)
Captain: Mattias Norstrom

SCORING										
PLAYER	GP	G	A	PTS	PIM	PLAYER	GP	G	A	PTS
Lubomir Visnovsky	80	17	50	67	50	Aaron Miller	56	0	8	8
Craig Conroy	78	22	44	66	78	Jeff Giuliano	48	3	4	7
Pavol Demitra	58	25	37	62	42	George Parros	55	2	3	5
Michael Cammalleri	80	26	29	55	50	Mathieu Garon	63	0	3	3
Alexander Frolov	69	21	33	54	40	Denis Grebeshkov	8	0	2	2
Derek Armstrong	62	13	28	41	46	Petr Kanko	10	1	0	1
Joe Corvo	81	14	26	40	38	Konstantin Pushkarev	1	0	1	1
Sean Avery	75	15	24	39	257	Brent Sopel	11	0	1	1
Eric Belanger	65	17	20	37	62	Matt Ryan	12	0	1	1
Dustin Brown	79	14	14	28	80	Jason LaBarbera	29	0	1	1
Mattias Norstrom	77	4	23	27	58	Adam Hauser	1	0	0	0
Luc Robitaille	65	15	9	24	52	Ryan Flinn	2	0	0	0
Jeremy Roenick	58	9	13	22	36	Connor James	2	0	0	0
Tom Kostopoulos	76	8	14	22	100	Richard Petiot	2	0	0	0
Tim Gleason	78	2	19	21	77	Jeff Tambellini	4	0	0	0
Nathan Dempsey	53	2	11	13	48	Ken Belanger	5	0	0	0
Jeff Cowan	46	8	1	9	73	Noah Clarke	5	0	0	0
Mike Weaver	53	0	9	9	14	Shootout Goals/Team PIM				6
Mark Parrish	19	5	3	8	4	Team Totals	82	249	431	680
GOALTENDER										
PLAYER	GP	MIN	GA	SO	EN	SA	S%	AVG	W-L-OT	
Jason LaBarbera	29	1,433	69	1	5	688	.900	2.89	11-9-2	
Mathieu Garon	63	3,446	185	4	4	1,738	.894	3.22	31-26-3	
Adam Hauser	1	51	6	0	0	24	.750	7.06	0-0-0	
Empty Net Goals			9							
Shootout Goals Allowed			1							
Team Totals	82	4,975	270	5	9	2,459	.891	3.24	42-35-5	

RESULTS

2	Oct. 5	@	Dallas	4-5	L	0-1-0	18,532	42	Jan. 2	DALLAS	3-2	W*	26-14-2	18,118+
2	Oct. 6		PHOENIX	3-2	W	1-1-0	18,118+	43	Jan. 5	PHOENIX	4-0	W	27-14-2	18,118+
3	Oct. 9		MINNESOTA	2-1	W*	2-1-0	17,725	44	Jan. 7	@ San Jose	2-3	L	27-15-2	17,496
4	Oct. 11		EDMONTON	3-1	W	1-1-0	16,394	45	Jan. 9	@ Anaheim	2-6	L	27-16-2	17,174
5	Oct. 13		DETROIT	2-5	L	3-2-0	18,118+	46	Jan. 12	@ Boston	6-0	W	28-16-2	13,766
6	Oct. 16		COLUMBUS	3-1	W	4-2-0	17,156	47	Jan. 14	@ Buffalo	1-10	L	28-17-2	18,690
7	Oct. 19	@	Colorado	5-4	W	5-2-0	18,007	48	Jan. 17	TAMPA BAY	1-4	L	28-18-2	17,017
8	Oct. 20	@	Dallas	7-2	W	6-2-0	16,624	49	Jan. 19	ATLANTA	8-6	W	29-18-2	18,118+
9	Oct. 23		CALGARY	2-3	L	6-3-0	18,118+	50	Jan. 21	SAN JOSE	3-4	O*	29-18-3	18,118+
10	Oct. 25		ANAHEIM	3-1	W	7-3-0	18,118+	51	Jan. 23	ANAHEIM	3-2	W**	30-18-3	18,118+
11	Oct. 28		SAN JOSE	4-5	L	7-4-0	18,118+	52	Jan. 24	@ San Jose	1-4	L	30-19-3	16,166
12	Oct. 29		ST. LOUIS	5-2	W	8-4-0	17,506	53	Jan. 26	EDMONTON	3-5	L	30-20-3	18,118+
13	Nov. 2	@	Dallas	6-3	W	9-4-0	15,732	54	Jan. 28	ANAHEIM	2-6	L	30-21-3	18,118+
14	Nov. 3	@	Phoenix	0-4	L	9-5-0	14,626	55	Jan. 30	@ Anaheim	3-4	O*	30-21-4	17,174
15	Nov. 5		NASHVILLE	3-2	W**	10-5-0	17,556	56	Feb. 2	@ Phoenix	1-2	O**	30-21-5	14,372
16	Nov. 9	@	Detroit	4-5	O*	10-5-1	20,066	57	Feb. 7	@ Minnesota	1-5	L	30-22-5	18,568
17	Nov. 11	@	Chicago	4-2	W	11-5-1	18,376	58	Feb. 8	@ Columbus	4-7	L	30-23-5	16,162
18	Nov. 13	@	Columbus	8-2	W	12-5-1	16,174	59	Feb. 11	CHICAGO	5-4	W*	31-23-5	18,118+
19	Nov. 15	@	Nashville	2-3	L	12-6-1	10,779	60	Feb. 12	DALLAS	6-5	W	32-23-5	18,118+
20	Nov. 17		VANCOUVER	5-4	W	13-6-1	18,118+	61	Mar. 2	MINNESOTA	3-2	W	33-23-5	18,118+
21	Nov. 19		COLORADO	4-3	W	14-6-1	18,118+	62	Mar. 4	COLUMBUS	3-2	W	34-23-5	17,238
22	Nov. 22	@	St. Louis	6-3	W	15-6-1	14,306	63	Mar. 7	@ Minnesota	3-2	W*	35-23-5	18,568
23	Nov. 24	@	Nashville	3-4	L	15-7-1	16,810	64	Mar. 9	@ Detroit	3-7	L	35-24-5	20,066
24	Nov. 26		CHICAGO	3-2	W	16-7-1	18,118+	65	Mar. 11	@ St. Louis	2-1	W**	36-24-5	15,296
25	Nov. 28		DETROIT	2-5	L	16-8-1	18,118+	66	Mar. 13	@ San Jose	3-4	L	36-25-5	15,684
26	Nov. 30	@	Chicago	2-3	L	16-9-1	14,833	67	Mar. 14	PHOENIX	2-6	L	36-26-5	18,118+
27	Dec. 2	@	Ottawa	1-5	L	16-10-1	19,671	68	Mar. 16	DALLAS	1-4	L	36-27-5	18,017
28	Dec. 3	@	Montreal	2-3	L	16-11-1	21,273	69	Mar. 18	ST. LOUIS	3-1	W	37-27-5	18,118+
29	Dec. 6	@	Toronto	2-1	W	17-11-1	19,403	70	Mar. 20	COLORADO	0-5	L	37-28-5	18,118+
30	Dec. 8		CAROLINA	2-3	L	17-12-1	17,010	71	Mar. 25	NASHVILLE	6-4	W	38-28-5	18,118+
31	Dec. 10		FLORIDA	3-1	W	18-12-1	16,827	72	Mar. 27	@ Vancouver	4-7	L	38-29-5	18,630
32	Dec. 14		WASHINGTON	2-3	L	18-13-1	17,217	73	Mar. 29	@ Calgary	1-2	L	38-30-5	19,289
33	Dec. 16	@	Anaheim	4-3	W**	19-13-1	17,174	74	Mar. 30	@ Edmonton	0-4	L	38-31-5	16,839
34	Dec. 17		PHOENIX	4-1	W	20-13-1	18,118+	75	Apr. 1	DALLAS	1-0	W	39-31-5	18,118+
35	Dec. 19	@	Vancouver	4-3	W**	21-13-1	18,630	76	Apr. 3	VANCOUVER	1-0	W	40-31-5	17,196
36	Dec. 21	@	Calgary	5-2	W	22-13-1	19,289	77	Apr. 4	@ Anaheim	2-6	L	40-32-5	17,174
37	Dec. 23	@	Edmonton	3-5	L	22-14-1	16,839	78	Apr. 6	SAN JOSE	0-5	L	40-33-5	18,118+
38	Dec. 26		SAN JOSE	4-3	W	23-14-1	18,118+	79	Apr. 8	ANAHEIM	2-4	L	40-34-5	17,242
39	Dec. 28	@	Colorado	5-3	W	24-14-1	18,007	80	Apr. 13	@ Phoenix	0-3	L	40-35-5	17,368
40	Dec. 29	@	Phoenix	5-6	O*	24-14-2	17,799	81	Apr. 15	CALGARY	2-1	W**	41-35-5	18,118+
41	Dec. 31	@	Dallas	3-2	W	25-14-2	18,584	82	Apr. 17	@ San Jose	4-0	W	42-35-5	17,496

KINGS 2006-07 SEASON IN REVIEW

Record: 27-41-14 (68 points)
Pacific Division Finish: 4th

General Manager: Dean Lombardi
Head Coach: Marc Crawford
Captain: Mattias Norstrom

SCORING										
PLAYER	GP	G	A	PTS	PIM	PLAYER	GP	G	A	PTS
Michael Cammalleri	81	34	46	80	48	Konstantin Pushkarev	16	2	2	4
Alexander Frolov	82	35	36	71	34	Oleg Tverdokovsky	26	0	4	4
Anze Kopitar	72	20	41	61	24	John Zeiler	23	1	2	3
Lubomir Visnovsky	69	18	40	58	26	Noah Clarke	13	2	0	2
Dustin Brown	67	17	39	44	54	Peter Harrold	12	0	2	2
Derek Armstrong	67	11	33	44	62	Marty Murray	19	0	2	2
Rob Blake	72	14	20	34	82	Jeff Cowan	21	0	2	2
Sean Avery	55	10	18	28	116	Alyn McCauley	10	1	0	1
Brent Sopel	44	4	19	23	14	Jason Ward	7	0	1	1
Tom Kostopoulos	76	7	15	22	73	Sean Burke	23	0	1	1
Brian Willisie	81	11	10	21	49	Dan Cloutier	24	0	1	1
Patrick O'Sullivan	44	5	14	19	14	Mathieu Garon	32	0	1	1
Craig Conroy	52	5	11	16	38	Shay Stephenson	2	0	0	0
Scott Thornton	58	7	6	13	85	Yutaka Fukufuji	4	0	0	0
Kevin Dallman	53	1	9	10	12	Lauri Tukonen	4	0	0	0
Jamie Lundmark	29	7	2	9	25	Tim Jackman	5	0	0	0
Mike Weaver	39	3	6	9	16	Joe Piskula	5	0	0	0
Mattias Norstrom	62	2	7	9	40	Gabe Gauthier	5	0	0	2
Raitis Ivanans	66	4	4	8	140	Jack Johnson	5	0	0	0
Jamie Heward	19	2	6	8	20	Barry Brust	11	0	0	0
Jaroslav Modry	19	0	8	8	22	Shootout Goals/Team PIM	4			24
Aaron Miller	82	0	8	8	60	Team Totals	82	227	406	633
GOALTENDER										
PLAYER	GP	MIN	GA	SO	EN	SA	S%	AVG	W-L-OT	
Mathieu Garon	32	1,779	79	2	3	849	.907	2.66	13-10-6	
Sean Burke	23	1,310	68	1	2	687	.901	3.11	6-10-5	
Barry Brust	11	486	30	0	2	245	.878	3.70	2-4-1	
Dan Cloutier	24	1,281	85	0	1	608	.860	3.98	6-14-2	
Yutaka Fukufuji	4	96	7	0	0	43	.837	4.38	0-3-0	
Empty Net Goals			8			8				
Shootout Goals Allowed			6							
Team Totals	82	4,992	283	3	8	2,440	.886	3.33	27-41-14	

RESULTS

1 Oct. 6 @ Anaheim	3-4	L	0-10	17,174	42 Jan. 3 COLUMBUS	3-0	W	15-22-5	16,451
2 Oct. 7 ST. LOUIS	4-1	W	1-10	18,118+	43 Jan. 6 DETROIT	4-2	W	16-22-5	18,118+
3 Oct. 10 NY ISLANDERS	4-2	W	2-10	14,394	44 Jan. 8 EDMONTON	1-2	O*	16-22-6	16,224
4 Oct. 12 DALLAS	1-4	L	2-20	14,167	45 Jan. 11 SAN JOSE	2-5	L	16-23-6	17,054
5 Oct. 14 DALLAS	1-4	L	2-30	17,052	46 Jan. 13 @ St. Louis	5-6	L	16-24-6	17,868
6 Oct. 16 DETROIT	1-3	L	2-40	17,417	47 Jan. 15 @ Dallas	1-3	L	16-25-6	17,992
7 Oct. 18 MINNESOTA	1-2	O*	2-41	14,617	48 Jan. 16 @ Atlanta	2-6	L	16-26-6	13,205
8 Oct. 19 @ Phoenix	4-0	W	3-41	12,714	49 Jan. 18 ST. LOUIS	1-3	L	16-27-6	16,544
9 Oct. 22 ANAHEIM	2-3	O**	3-42	18,118+	50 Jan. 20 PHOENIX	2-3	L	16-28-6	18,346+
10 Oct. 23 @ Colorado	1-6	L	3-52	17,284	51 Jan. 26 @ Vancouver	3-2	W*	16-28-6	18,630
11 Oct. 25 @ Minnesota	1-3	L	3-62	18,568	52 Jan. 27 @ Edmonton	3-4	L	17-29-6	16,839
12 Oct. 27 @ Columbus	0-2	L	3-72	16,087	53 Jan. 30 @ Calgary	1-4	L	17-30-6	19,289
13 Oct. 28 @ Dallas	2-3	L	3-82	17,711	54 Feb. 1 CHICAGO	2-3	O*	17-30-7	16,958
14 Oct. 30 NY RANGERS	4-1	W	4-82	17,236	55 Feb. 3 @ Florida	7-0	W	18-30-7	15,108
15 Nov. 1 PITTSBURGH	3-4	O*	4-83	18,118+	56 Feb. 6 @ Tampa Bay	2-3	O**	18-30-8	18,273
16 Nov. 4 @ Phoenix	4-6	L	4-93	14,631	57 Feb. 8 @ Washington	3-4	O*	18-30-9	15,527
17 Nov. 7 @ Colorado	6-5	W	5-93	17,196	58 Feb. 10 @ Nashville	4-1	W	19-30-9	17,113
18 Nov. 9 @ SAN JOSE	3-7	L	5-103	16,618	59 Feb. 13 @ Carolina	1-2	L	19-31-9	15,765
19 Nov. 11 MINNESOTA	2-3	O**	5-104	17,479	60 Feb. 17 ANAHEIM	2-3	O**	19-31-10	18,118+
20 Nov. 13 SAN JOSE	4-2	W	6-104	16,667	61 Feb. 18 @ Anaheim	4-3	W**	20-31-10	17,363
21 Nov. 16 PHILADELPHIA	3-4	L	6-114	16,446	62 Feb. 22 VANCOUVER	2-3	L	20-32-10	17,737
22 Nov. 18 PHOENIX	5-3	W	7-114	14,487	63 Feb. 24 COLORADO	6-5	W**	21-32-10	18,118+
23 Nov. 22 @ San Jose	3-6	L	7-124	17,496	64 Mar. 1 ANAHEIM	4-3	W*	22-32-10	17,620
24 Nov. 24 @ Dallas	3-5	L	7-134	18,532	65 Mar. 3 NASHVILLE	3-6	L	22-33-10	16,854
25 Nov. 25 CALGARY	3-1	W	8-134	17,043	66 Mar. 6 @ Chicago	0-3	L	22-34-10	9,118
26 Nov. 27 NEW JERSEY	3-2	W**	9-134	16,223	67 Mar. 7 @ Columbus	2-3	O*	22-34-11	15,154
27 Nov. 30 @ Phoenix	4-7	L	9-144	11,526	68 Mar. 9 @ Detroit	2-3	O*	22-34-12	20,066
28 Dec. 2 ANAHEIM	3-4	L	9-154	16,141	69 Mar. 11 @ Dallas	3-4	O*	22-34-13	17,478
29 Dec. 3 @ Anaheim	3-2	W	10-154	17,174	70 Mar. 12 EDMONTON	5-1	W	23-34-13	16,954
30 Dec. 7 NASHVILLE	1-4	L	10-164	15,119	71 Mar. 15 CHICAGO	3-4	O**	23-34-14	16,110
31 Dec. 9 COLORADO	5-4	W	11-164	17,079	72 Mar. 17 COLUMBUS	5-3	W	24-34-14	17,197
32 Dec. 12 SAN JOSE	1-3	L	11-174	15,204	73 Mar. 18 @ Anaheim	5-3	W	25-34-14	17,174
33 Dec. 14 @ San Jose	4-2	W	12-174	17,496	74 Mar. 21 DALLAS	2-4	L	25-35-14	17,878
34 Dec. 16 DALLAS	3-4	O**	12-175	15,846	75 Mar. 23 @ Chicago	2-1	W	26-35-14	13,133
35 Dec. 19 CALGARY	3-5	L	12-185	17,247	76 Mar. 24 @ Minnesota	1-4	L	26-36-14	18,568
36 Dec. 21 @ St. Louis	2-5	L	12-195	10,390	77 Mar. 27 @ San Jose	1-3	L	26-37-14	17,496
37 Dec. 23 @ Nashville	0-7	L	12-205	14,739	78 Mar. 29 VANCOUVER	2-4	L	26-38-14	17,916
38 Dec. 26 PHOENIX	4-3	W**	13-205	18,118+	79 Apr. 1 @ San Jose	2-6	L	26-39-14	17,496
39 Dec. 28 @ Edmonton	7-4	W	14-205	16,839	80 Apr. 3 @ Vancouver	2-4	L	26-40-14	18,630
40 Dec. 29 @ Calgary	4-6	L	14-215	19,289	81 Apr. 5 @ Phoenix	2-3	L	26-41-14	15,965
41 Dec. 31 @ Detroit	2-6	L	14-225	20,066	82 Apr. 7 PHOENIX	3-2	W	27-41-14	18,118+

*overtime **shootout +home sellout

2007-08 KINGS SEASON IN REVIEW

Record: 32-43-7 (71 points)
Pacific Division Finish: 5th

General Manager: Dean Lombardi
Head Coach: Marc Crawford
Captain: Rob Blake

SCORING										
PLAYER	GP	G	A	PTS	PIM	PLAYER	GP	G	A	PTS
Anze Kopitar	82	32	45	77	22	Jeff Giuliano	53	0	6	6
Alexander Frolov	71	23	44	67	22	Brian Boyle	8	4	1	5
Dustin Brown	78	33	27	60	55	Peter Harrold	25	2	3	5
Patrick O'Sullivan	82	22	31	53	36	Teddy Purcell	10	1	2	3
Michael Cammalleri	63	19	28	47	30	Matt Ellis	19	1	1	2
Lubomir Visnovsky	82	8	33	41	34	Brady Murray	4	1	0	1
Derek Armstrong	77	8	27	35	63	John Zeiler	36	0	1	1
Rob Blake	71	9	22	31	98	Lauri Tukonen	1	0	0	0
Ladislav Nagy	38	9	17	26	18	Daniel Taylor	1	0	0	0
Tom Preissing	82	7	16	24	16	Gabe Gauthier	3	0	0	0
Michal Handzus	82	7	14	21	45	Jonathan Quick	3	0	0	0
Brad Stuart	63	5	16	21	67	Jonathan Bernier	4	0	0	0
Kyle Calder	65	7	13	20	18	Dan Cloutier	9	0	0	0
Brian Willisie	53	4	8	12	30	Erik Erberg	14	0	0	0
Jack Johnson	74	3	8	11	76	Jean-Sebastien Aubin	19	0	0	0
Matt Moulson	22	5	4	9	4	Jon Klemm	22	0	0	0
Raitis Ivanans	73	6	2	8	134	Jason LaBarbera	45	0	0	0
Scott Thornton	47	5	3	8	39	Shootout Goals/Team PIM	5			24
Kevin Dallman	34	3	4	7	4	Team Totals	82	231	381	612
Jaroslav Modry	61	1	5	6	42					954
GOALTENDER										
PLAYER	GP	MIN	GA	SO	EN	SA	S%	AVG	W-L-OT	
Erik Erberg	14	799	33	2	1	452	.927	2.48	6-5-3	
Jason LaBarbera	45	2,421	121	1	3	1,341	.910	3.00	17-23-2	
Jean-Sebastien Aubin	19	828	44	0	1	385	.886	3.19	5-6-1	
Dan Cloutier	9	489	28	0	3	287	.887	3.44	2-4-1	
Jonathan Quick	3	141	9	0	0	62	.855	3.83	1-2-0	
Jonathan Bernier	4	238	16	0	2	118	.864	4.03	1-3-0	
Daniel Taylor	1	20	2	0	0	10	.800	6.00	0-0-0	
Empty Net Goals			10			10				
Shootout Goals Allowed			3							
Team Totals	82	4,977	266	3	10	2,625	.900	3.17	32-43-7	

RESULTS

2	Sept. 29	ANAHEIM^	4-1	W	1-0-0	17,551	42	Jan. 3	COLUMBUS	3-4	L	15-25-2	14,173
2	Sept. 30	@ Anaheim^	1-4	L	1-1-0	17,300	43	Jan. 5	CALGARY	4-6	L	15-26-2	18,118+
3	Oct. 6	ST. LOUIS	3-5	L	1-2-0	18,118+	44	Jan. 8	NASHVILLE	0-7	L	15-27-2	14,751
4	Oct. 10	@ Dallas	1-5	L	1-3-0	16,129	45	Jan. 10	TORONTO	5-2	W	16-27-2	18,118+
5	Oct. 12	BOSTON	6-8	L	1-4-0	17,064	46	Jan. 12	DALLAS	4-3	W**	17-27-2	16,916
6	Oct. 14	DETROIT	1-4	L	1-5-0	17,215	47	Jan. 15	@ Edmonton	3-1	W	18-27-2	16,839
7	Oct. 16	MINNESOTA	4-3	W**	2-5-0	14,239	48	Jan. 18	@ Calgary	1-6	L	18-28-2	19,289
8	Oct. 18	@ Calgary	3-4	L	2-6-0	19,289	49	Jan. 19	@ Vancouver	4-3	W	19-28-2	18,630
9	Oct. 19	@ Vancouver	4-2	W	3-6-0	18,630	50	Jan. 22	DETROIT	0-3	L	19-29-2	18,118+
10	Oct. 23	NASHVILLE	6-0	W	4-6-0	14,026	51	Jan. 24	ANAHEIM	3-1	W	20-29-2	18,118+
11	Oct. 25	DALLAS	2-1	W	5-6-0	14,559	52	Jan. 29	@ Philadelphia	3-3	O*	20-29-3	19,127
12	Oct. 27	EDMONTON	4-1	W	6-6-0	16,173	53	Jan. 31	@ NY Islanders	3-1	W	21-29-3	10,148
13	Oct. 31	COLUMBUS	1-4	L	6-7-0	11,491	54	Feb. 2	@ New Jersey	3-6	L	21-30-3	15,279
14	Nov. 2	@ San Jose	5-2	W	7-7-0	17,496	55	Feb. 5	@ NY Rangers	4-2	W	22-30-3	18,200
15	Nov. 3	SAN JOSE	1-3	L	7-8-0	18,118+	56	Feb. 7	@ Detroit	5-3	W	23-30-3	18,852
16	Nov. 10	DALLAS	6-5	W*	8-8-0	18,118+	57	Feb. 9	@ Pittsburgh	2-4	L	23-31-3	17,034
17	Nov. 13	@ Anaheim	3-4	O**	8-8-1	17,174	58	Feb. 10	@ Columbus	3-2	W**	24-31-3	15,823
18	Nov. 15	ANAHEIM	3-6	L	8-9-1	18,118+	59	Feb. 12	@ St. Louis	2-4	L	24-32-3	15,688
19	Nov. 17	PHOENIX	0-1	L	8-10-1	15,659	60	Feb. 15	CALGARY	6-3	W	25-32-3	18,118+
20	Nov. 19	@ Dallas	0-3	L	8-11-1	17,208	61	Feb. 16	@ Phoenix	3-4	L	25-33-3	17,997
21	Nov. 21	@ Phoenix	1-4	L	8-12-1	12,161	62	Feb. 18	PHOENIX	4-0	L	25-34-3	17,997
22	Nov. 24	@ San Jose	2-1	W	9-12-1	17,496	63	Feb. 21	ST. LOUIS	1-4	L	26-34-3	13,132
23	Nov. 25	@ Anaheim	2-3	L	9-13-1	17,174	64	Feb. 23	CHICAGO	5-6	O*	26-34-4	18,118+
24	Nov. 26	@ Dallas	2-3	W**	10-13-1	17,496	65	Feb. 28	EDMONTON	4-5	L	26-35-4	16,839
25	Dec. 1	COLORADO	2-5	L	10-14-1	17,297	66	Mar. 1	@ Colorado	2-5	L	26-36-4	18,007
26	Dec. 3	EDMONTON	3-4	O**	10-14-2	14,193	67	Mar. 2	@ Minnesota	1-2	O*	26-36-5	18,568
27	Dec. 5	@ Phoenix	1-4	L	10-15-2	11,401	68	Mar. 4	@ St. Louis	2-3	L	26-37-5	14,973
28	Dec. 6	BUFFALO	8-2	W	11-15-2	15,980	69	Mar. 6	OTTAWA	2-0	W	27-37-5	17,580
29	Dec. 8	PHOENIX	2-4	L	11-16-2	16,053	70	Mar. 8	MONTREAL	2-5	L	27-38-5	18,118+
30	Dec. 10	VANCOUVER	4-2	W	12-16-2	15,087	71	Mar. 10	VANCOUVER	1-2	O*	27-38-6	14,653
31	Dec. 12	@ Chicago	3-6	L	12-17-2	12,534	72	Mar. 13	@ Nashville	4-1	W	28-38-6	15,853
32	Dec. 13	@ Dallas	1-4	L	12-18-2	17,913	73	Mar. 15	@ Minnesota	0-2	L	28-39-6	18,568
33	Dec. 15	MINNESOTA	1-2	L	12-19-2	16,648	74	Mar. 18	SAN JOSE	1-2	L	28-40-6	16,784
34	Dec. 17	COLORADO	2-4	L	12-20-2	16,647	75	Mar. 20	@ Phoenix	6-5	W**	29-40-6	14,852
35	Dec. 19	@ Detroit	2-6	L	12-21-2	19,516	76	Mar. 22	@ Dallas	4-2	W	30-40-6	18,532
36	Dec. 21	@ Columbus	1-2	L	12-22-2	14,034	77	Mar. 22	@ Anaheim	1-2	O**	30-41-6	18,532
37	Dec. 22	@ Nashville	3-4	L	12-23-2	16,998	78	Mar. 27	PHOENIX	4-0	W	31-40-7	17,331
38	Dec. 22	SAN JOSE	1-2	L	12-24-2	18,118+	79	Mar. 29	DALLAS	2-7	L	31-41-7	17,849
39	Dec. 29	@ Colorado	3-1	W	13-24-2	17,256	80	Apr. 1	@ San Jose	2-5	L	31-42-7	17,496
40	Dec. 30	@ Chicago	3-2	W*	14-24-2	21,715	81	Apr. 3	SAN JOSE	4-2	W	32-42-7	17,759
41	Jan. 1	CHICAGO	9-2	W	15-24-2	16,916	82	Apr. 5	ANAHEIM	3-4	L	32-43-7	18,118+

KINGS 2008-09 SEASON IN REVIEW

Record: 34-37-11 (79 points)
Pacific Division Finish: 5th

General Manager: Dean Lombardi
Head Coach: Terry Murray
Captain: Dustin Brown

SCORING											
PLAYER	GP	G	A	PTS	PIM	PLAYER	GP	G	A	PTS	PIM
Anze Kopitar	82	27	39	66	32	Tom Preissing	22	3	4	7	6
Alexander Frolov	77	32	27	59	30	Brian Boyle	28	4	1	5	42
Dustin Brown	80	24	29	53	64	Brad Richardson	31	0	5	5	11
Michal Handzus	82	18	24	42	32	Denis Gauthier	65	2	2	4	90
Jarret Stoll	74	18	23	41	68	Justin Williams	12	1	3	4	8
Kyle Quincey	72	4	34	38	63	Trevor Lewis	6	1	2	3	0
Patrick O'Sullivan	62	14	23	37	16	Davis Drewiske	17	0	3	3	18
Kyle Calder	74	8	19	27	41	Raitis Ivanans	76	2	0	2	145
Drew Doughty	81	6	21	27	56	Matt Moulson	7	1	0	1	2
Wayne Simmonds	82	9	14	23	73	John Zeiler	27	0	1	1	42
Teddy Purcell	40	4	12	16	4	Jonathan Quick	44	0	1	1	0
Oscar Moller	40	7	8	15	16	Kevin Westgarth	9	0	0	0	9
Matt Greene	82	2	12	14	111	Jason LaBarbera	19	0	0	0	2
Peter Harrold	69	4	8	12	28	Erik Ersberg	28	0	0	0	2
Sean O'Donnell	82	0	12	12	71	Shootout Goals/Team PIM	5			5	16
Jack Johnson	41	6	5	11	46	Team Totals	82	207	336	543	1,207
Derek Armstrong	56	5	4	9	63						

GOALTENDER	GP	MIN	GA	SO	EN	SA	S%	AVG	W-L-OT
Jonathan Quick	44	2,495	103	4	6	1,200	.914	2.48	21-18-2
Erik Ersberg	28	1,477	65	0	4	651	.900	2.64	8-11-5
Jason LaBarbera	19	995	47	2	1	439	.893	2.83	5-8-4
Empty Net Goals			11			11			
Shootout Goals Allowed			8						
Team Totals	82	5,002	234	6	11	2,301	.902	2.71	34-37-11

RESULTS

1 Oct. 11 @ San Jose	1-3	L	0-1-0	17,496	42 Jan. 12 TAMPA BAY	1-3	L	17-19-6	16,511
2 Oct. 12 @ SAN JOSE	0-1	L	0-2-0	18,118+	43 Jan. 15 DETROIT	0-4	L	17-20-6	18,118+
3 Oct. 14 ANAHEIM	6-3	W	1-2-0	14,451	44 Jan. 17 @ Dallas	2-3	O**	17-20-7	18,532
4 Oct. 17 CAROLINA	4-3	W**	2-2-0	14,194	45 Jan. 20 @ Minnesota	5-2	W	18-20-7	18,568
5 Oct. 20 COLORADO	3-4	L	2-3-0	13,891	46 Jan. 21 @ Colorado	6-5	W	19-20-7	13,289
6 Oct. 24 @ St. Louis	4-0	W	3-3-0	19,150	47 Jan. 29 CHICAGO	5-2	W	20-20-7	18,118+
7 Oct. 25 @ Nashville	4-5	L	3-4-0	14,704	48 Jan. 31 @ Montreal	3-4	L	20-21-7	21,273
8 Oct. 27 DETROIT	3-4	O**	3-4-1	17,671	49 Feb. 3 @ Ottawa	1-0	W	21-21-7	18,054
9 Oct. 30 VANCOUVER	0-4	L	3-5-1	13,652	50 Feb. 5 @ Washington	5-4	W	22-21-7	18,277
10 Nov. 1 CALGARY	2-3	L	3-6-1	16,279	51 Feb. 7 @ New Jersey	3-1	W	23-21-7	17,056
11 Nov. 4 ANAHEIM	0-1	O*	3-6-2	14,327	52 Feb. 10 @ NY Islanders	4-3	W**	24-21-7	12,330
12 Nov. 6 FLORIDA	3-2	W	4-6-2	11,267	53 Feb. 12 CALGARY	0-2	L	24-22-7	17,286
13 Nov. 8 ST. LOUIS	5-3	W	5-6-2	17,182	54 Feb. 14 EDMONTON	2-3	O**	24-22-8	18,118+
14 Nov. 11 DALLAS	3-2	W**	6-6-2	13,823	55 Feb. 16 ATLANTA	6-7	O**	24-22-9	18,118+
15 Nov. 13 @ Dallas	3-2	W	7-6-2	17,675	56 Feb. 18 @ Anaheim	4-3	L	25-22-9	17,089
16 Nov. 15 NASHVILLE	1-3	L	7-7-2	14,135	57 Feb. 19 @ San Jose	2-4	L	25-23-9	17,496
17 Nov. 16 @ Anaheim	0-2	L	7-8-2	17,174	58 Feb. 21 PHOENIX	3-6	L	25-24-9	17,177
18 Nov. 20 WASHINGTON	5-2	W	8-8-2	17,428	59 Feb. 24 @ Minnesota	2-1	W**	26-24-9	19,568
19 Nov. 22 COLORADO	3-4	O**	8-8-3	18,118+	60 Feb. 25 @ Philadelphia	0-2	L	26-25-9	18,568
20 Nov. 25 @ Calgary	2-6	L	8-9-3	19,289	61 Feb. 27 @ Detroit	1-2	L	26-26-9	20,066
21 Nov. 26 @ Edmonton	2-1	W	9-9-3	16,839	62 Mar. 1 @ Chicago	2-4	L	26-27-9	21,386
22 Nov. 29 CHICAGO	5-2	W	10-9-3	16,147	63 Mar. 3 @ Columbus	4-5	L	26-28-9	15,049
23 Dec. 1 TORONTO	1-3	L	10-10-3	15,052	64 Mar. 5 DALLAS	5-4	W*	27-28-9	17,430
24 Dec. 2 @ Phoenix	2-4	L	10-11-3	11,473	65 Mar. 7 MINNESOTA	4-3	W	28-28-9	18,118+
25 Dec. 5 EDMONTON	4-5	O**	10-11-4	14,920	66 Mar. 9 VANCOUVER	3-2	W	29-28-9	16,995
26 Dec. 6 COLUMBUS	3-0	W	11-11-4	15,235	67 Mar. 13 @ Vancouver	2-4	L	29-29-9	18,630
27 Dec. 9 @ Colorado	1-6	L	11-12-4	14,122	68 Mar. 14 @ San Jose	1-2	O**	29-29-10	17,496
28 Dec. 11 ST. LOUIS	6-2	W	12-12-4	13,851	69 Mar. 16 NASHVILLE	3-4	L	29-30-10	17,810
29 Dec. 13 MINNESOTA	3-1	W	13-12-4	14,857	70 Mar. 19 @ Boston	3-2	W*	30-30-10	17,565
30 Dec. 15 SAN JOSE	2-3	O**	13-12-5	16,005	71 Mar. 20 @ Pittsburgh	1-4	L	30-31-10	17,132
31 Dec. 17 NY RANGERS	2-3	O*	13-12-6	17,166	72 Mar. 22 @ Chicago	1-4	L	30-32-10	21,629
32 Dec. 19 @ Buffalo	0-5	L	13-13-6	18,147	73 Mar. 24 @ St. Louis	0-2	L	30-33-10	19,150
33 Dec. 20 @ Detroit	4-6	L	13-14-6	19,784	74 Mar. 26 @ Dallas	1-0	W**	31-33-11	16,908
34 Dec. 23 @ Columbus	3-0	W	14-14-6	15,145	75 Mar. 28 @ Nashville	3-4	O*	31-33-11	17,113
35 Dec. 26 PHOENIX	1-2	L	14-15-6	18,118+	76 Mar. 31 DALLAS	2-3	L	31-34-11	17,648
36 Dec. 27 @ Phoenix	4-0	W	15-15-6	16,199	77 Apr. 2 @ Phoenix	1-2	L	31-35-11	13,177
37 Dec. 29 COLUMBUS	0-2	L	15-16-6	18,118+	78 Apr. 4 @ PHOENIX	6-1	W	32-35-11	18,118+
38 Jan. 3 PHILADELPHIA	2-1	W**	16-16-6	18,118+	79 Apr. 6 @ Calgary	1-4	L	32-36-11	19,289
39 Jan. 6 @ Anaheim	1-3	L	16-17-6	17,174	80 Apr. 7 @ Edmonton	2-1	W	33-36-11	16,839
40 Jan. 8 @ ANAHEIM	4-3	W	17-17-6	18,118+	81 Apr. 9 @ Vancouver	0-1	L	33-37-11	18,630
41 Jan. 10 NEW JERSEY	1-5	L	17-18-6	18,118+	82 Apr. 11 SAN JOSE	4-3	W	34-37-11	18,118+

*overtime **shootout +home sellout

KINGS 2009-10 SEASON IN REVIEW

Record: 46-27-9 (101 points)
Pacific Division Finish: 3rd

General Manager: Dean Lombardi
Head Coach: Terry Murray
Captain: Dustin Brown

SCORING											
PLAYER	GP	G	A	PTS	PIM	PLAYER	GP	G	A	PTS	PIM
Anze Kopitar	82	34	47	81	16	Teddy Purcell	41	3	3	6	4
Drew Doughty	82	16	43	59	54	Fredrik Modin	20	3	2	5	14
Dustin Brown	82	24	32	56	41	Peter Harrold	39	1	2	3	8
Ryan Smyth	67	22	31	53	42	Brandon Segal	25	1	1	2	20
Alexander Frolov	81	19	32	51	26	Rich Clune	14	0	2	2	26
Jarret Stoll	73	16	31	47	40	Jeff Halpern	16	0	2	2	12
Michal Handzus	81	20	22	42	38	Corey Elkins	3	1	0	1	0
Wayne Simmonds	78	16	24	40	116	Jonathan Bernier	3	0	1	1	0
Jack Johnson	80	8	28	36	48	Jonathan Quick	72	0	1	1	2
Justin Williams	49	10	19	29	39	Marc-Andre Cliche	1	0	0	0	0
Brad Richardson	81	11	16	27	37	Andrei Loktionov	1	0	0	0	0
Scott Parse	59	11	13	24	22	Brayden Schenn	1	0	0	0	0
Randy Jones	48	5	16	21	28	Alec Martinez	4	0	0	0	2
Sean O'Donnell	78	3	12	15	70	Trevor Lewis	5	0	0	0	0
Rob Scuderi	73	0	11	11	21	Erik Ersberg	11	0	0	0	0
Matt Greene	75	2	7	9	83	Raitis Ivanans	61	0	0	0	136
Sean O'Donnell	82	0	12	12	71	Shootout Goals/Team PIM	10			10	16
Davis Drewiske	42	1	7	8	14	Team Totals	82	241	408	649	979
Oscar Moller	34	4	3	7	4						

GOALTENDER	GP	MIN	GA	SO	EN	SA	S%	AVG	W-L-OT
Jonathan Bernier	3	185	4	1	0	94	.957	1.30	3-0-0
Erik Ersberg	11	551	22	0	0	234	.906	2.40	4-3-2
Jonathan Quick	72	4,258	180	4	5	1,927	.907	2.54	39-24-7
Empty Net Goals			5			5			
Shootout Goals Allowed			8						
Team Totals	82	5,020	219	5	5	2,260	.907	2.52	46-27-9

RESULTS

2	Oct. 3	PHOENIX	6-4	L	0-1-0	18,118+	42	Jan. 2	WASHINGTON	2-1	W	24-15-3	18,118+
2	Oct. 6	SAN JOSE	6-4	W	1-1-0	15,035	43	Jan. 4	@ San Jose	6-2	W	25-15-3	17,562
3	Oct. 8	MINNESOTA	6-3	W	2-1-0	14,995	44	Jan. 7	DETROIT	1-2	L	25-16-3	18,118+
4	Oct. 10	@ St. Louis	2-1	W	3-1-0	19,150	45	Jan. 9	ST. LOUIS	3-4	L	25-17-3	18,118+
5	Oct. 12	@ NY Islanders	2-1	W	4-1-0	12,145	46	Jan. 11	SAN JOSE	1-2	L	25-18-3	17,821
6	Oct. 14	@ NY Rangers	2-4	L	4-2-0	18,200	47	Jan. 14	ANAHEIM	4-0	W	26-18-3	18,118+
7	Oct. 15	@ Detroit	2-5	L	4-3-0	17,782	48	Jan. 16	BOSTON	4-3	W**	27-18-3	18,118+
8	Oct. 17	@ Columbus	1-4	L	4-4-0	15,251	49	Jan. 19	SAN JOSE	1-5	L	27-19-3	16,212
9	Oct. 19	@ Dallas	4-1	W	5-4-0	16,210	50	Jan. 21	BUFFALO	4-3	W**	28-19-3	16,884
10	Oct. 22	DALLAS	5-4	W*	6-4-0	15,025	51	Jan. 23	@ Detroit	3-2	W	29-19-3	20,066
11	Oct. 24	@ Phoenix	5-3	W	7-4-0	7,968	52	Jan. 26	@ Toronto	5-3	W	30-19-3	19,322
12	Oct. 25	COLUMBUS	6-2	W	8-4-0	15,820	53	Jan. 28	@ Columbus	4-1	W	31-19-3	13,709
13	Oct. 28	@ San Jose	1-2	O**	8-4-1	17,562	54	Jan. 30	@ Boston	3-2	W**	32-19-3	17,565
14	Oct. 29	VANCOUVER	1-2	O**	8-4-2	16,838	55	Jan. 31	@ New Jersey	3-2	W	33-19-3	17,625
15	Nov. 2	@ Phoenix	5-3	W	9-4-2	5,855	56	Feb. 2	NY RANGERS	2-1	W	34-19-3	18,118+
16	Nov. 5	PITTSBURGH	5-2	W	10-4-2	18,118+	57	Feb. 4	ANAHEIM	6-4	W	35-19-3	18,118+
17	Nov. 7	NASHVILLE	1-3	L	10-5-2	15,237	58	Feb. 6	DETROIT	4-3	W	36-19-3	18,118+
18	Nov. 9	@ Chicago	1-4	L	10-6-2	20,293	59	Feb. 8	@ Anaheim	2-4	L	36-20-3	16,033
19	Nov. 11	@ Carolina	5-2	W	11-6-2	13,510	60	Feb. 11	EDMONTON	2-3	O**	36-20-4	18,118+
20	Nov. 13	@ Atlanta	0-7	L	11-7-2	15,638	61	Feb. 13	COLORADO	3-0	W	37-20-4	18,118+
21	Nov. 14	@ Tampa Bay	2-1	W**	12-7-2	16,612	62	Mar. 2	@ Dallas	5-1	W	38-20-4	15,571
22	Nov. 16	@ Florida	4-3	W**	13-7-2	12,502	63	Mar. 4	@ Nashville	2-4	L	38-21-4	15,563
23	Nov. 18	PHILADELPHIA	2-3	L	13-8-2	17,821	64	Mar. 6	MONTREAL	2-4	L	38-22-4	18,118+
24	Nov. 21	CALGARY	2-5	L	13-9-2	16,336	65	Mar. 8	COLUMBUS	6-0	W	39-22-4	17,524
25	Nov. 25	@ Edmonton	3-1	W	14-9-2	16,839	66	Mar. 10	@ Chicago	2-3	O*	39-22-5	21,850
26	Nov. 26	@ Vancouver	1-4	L	14-10-2	18,810	67	Mar. 12	@ Dallas	2-1	W**	40-22-5	16,651
27	Nov. 28	CHICAGO	2-1	W**	15-10-2	18,118+	68	Mar. 14	NASHVILLE	2-3	L	40-23-5	18,118+
28	Dec. 1	@ Atlanta	4-3	W	16-10-2	14,231	69	Mar. 18	CHICAGO	1-3	L	40-24-5	18,118+
29	Dec. 3	OTTAWA	6-3	W	17-10-2	14,997	70	Mar. 20	NY ISLANDERS	1-0	W	41-24-5	18,118+
30	Dec. 5	ST. LOUIS	4-5	O**	17-10-3	15,719	71	Mar. 22	COLORADO	4-3	W*	42-24-5	17,845
31	Dec. 7	CALGARY	2-1	W	18-10-3	13,853	72	Mar. 24	@ Colorado	3-4	O**	42-24-6	13,667
32	Dec. 9	@ San Jose	5-4	W*	19-10-3	17,562	73	Mar. 25	@ St. Louis	1-3	L	42-25-6	19,150
33	Dec. 10	PHOENIX	3-2	W**	20-10-3	15,259	74	Mar. 27	DALLAS	1-4	L	42-26-6	18,118+
34	Dec. 12	DALLAS	3-2	W**	21-10-3	18,118+	75	Mar. 29	@ Minnesota	2-3	L	42-27-6	18,284
35	Dec. 14	@ Vancouver	1-3	L	21-11-3	18,810	76	Mar. 30	@ Nashville	2-0	W	43-27-6	14,433
36	Dec. 15	@ Edmonton	3-2	W	22-11-3	16,839	77	Apr. 1	VANCOUVER	8-3	W	44-27-6	18,118+
37	Dec. 17	@ Calgary	1-2	L	22-12-3	19,289	78	Apr. 3	ANAHEIM	1-2	O**	44-27-7	18,118+
38	Dec. 26	@ Phoenix	2-3	L	22-13-3	16,131	79	Apr. 6	@ Anaheim	5-4	W**	45-27-7	16,278
39	Dec. 28	MINNESOTA	3-4	L	22-14-3	18,118+	80	Apr. 8	PHOENIX	2-3	O**	45-27-8	18,118+
40	Dec. 30	@ Calgary	1-2	L	22-15-3	19,289	81	Apr. 10	EDMONTON	3-4	O**	45-27-9	18,118+
41	Dec. 31	@ Minnesota	5-2	W	23-15-3	18,504	82	Apr. 11	@ Colorado	2-1	W*	46-27-9	15,674

KINGS 2010-11 SEASON IN REVIEW

Record: 46-30-6 (98 points)
Pacific Division Finish: 4th

General Manager: Dean Lombardi
Head Coach: Terry Murray
Captain: Dustin Brown

SCORING										
PLAYER	GP	G	A	PTS	PIM	PLAYER	GP	G	A	PTS
Anze Kopitar	75	25	48	73	20	Marco Sturm	17	4	5	9
Dustin Brown	82	28	29	57	67	Andrei Loktionov	19	4	3	7
Justin Williams	73	22	35	57	59	Dustin Penner	19	2	4	6
Ryan Smyth	82	23	24	47	35	Davis Drewiske	38	0	5	5
Jarret Stoll	82	20	23	43	42	Scott Parse	5	1	3	4
Jack Johnson	82	5	37	42	44	Oscar Moller	13	1	3	4
Drew Doughty	76	11	29	40	68	Peter Harrold	19	1	3	4
Wayne Simmonds	80	14	16	30	75	Kevin Westgarth	56	0	3	3
Michal Handzus	82	12	18	30	20	Brayden Schenn	8	0	2	2
Brad Richardson	68	7	12	19	47	Jonathan Quick	61	0	2	2
Alec Martinez	60	5	11	16	18	Jake Muzzin	11	0	1	1
Alexei Ponikarovsky	61	5	10	15	36	John Zeiler	4	0	0	0
Rob Scuderi	82	2	13	15	16	Dwight King	6	0	0	0
Kyle Clifford	76	7	7	14	141	Jonathan Bernier	25	0	0	0
Trevor Lewis	72	3	10	13	6	Shootout Goals/Team PIM	10		10	24
Matt Greene	71	2	9	11	70	Team Totals	82	219	370	589
Willie Mitchell	57	5	5	10	21					962

GOALTENDER	GP	MIN	GA	SO	EN	SA	S%	AVG	W-L-OT
Jonathan Quick	61	3,591	134	6	4	1,631	.918	2.24	35-22-3
Jonathan Bernier	25	1,378	57	3	1	652	.913	2.48	11-8-3
Empty Net Goals			5			5			
Shootout Goals Allowed			2						
Team Totals	82	4,994	198	9	5	2,288	.914	2.35	46-30-6

RESULTS

1 Oct. 9 @ Vancouver	2-1	W**	1-0-0	18,860+	42 Jan. 10 TORONTO	2-3	L	23-18-1	17,834
2 Oct. 10 @ Calgary	1-3	L	1-1-0	19,289+	43 Jan. 13 ST. LOUIS	1-3	L	23-19-1	17,932
3 Oct. 12 ATLANTA	3-1	W	2-1-0	18,118+	44 Jan. 15 EDMONTON	5-2	W	24-19-1	18,118+
4 Oct. 15 VANCOUVER	4-1	W	3-1-0	18,118+	45 Jan. 17 @ Dallas	1-2	L	24-20-1	14,163
5 Oct. 20 CAROLINA	4-3	W	4-1-0	17,769	46 Jan. 18 @ St. Louis	1-2	L	24-21-1	19,150+
6 Oct. 21 @ Phoenix	2-4	L	4-2-0	6,706	47 Jan. 20 PHOENIX	0-2	L	24-22-1	18,118+
7 Oct. 23 @ Colorado	6-4	W	5-2-0	15,478	48 Jan. 22 @ Phoenix	4-3	W	25-22-1	13,210
8 Oct. 25 @ Minnesota	3-2	W**	6-2-0	17,094	49 Jan. 24 BOSTON	2-0	W	26-22-1	18,118+
9 Oct. 27 @ Chicago	1-3	L	6-3-0	20,667+	50 Jan. 26 SAN JOSE	3-2	W**	27-22-1	18,118+
10 Oct. 28 @ Dallas	5-2	W	7-3-0	11,306	51 Feb. 1 @ Minnesota	0-1	O**	27-22-2	17,504
11 Oct. 30 NEW JERSEY	3-1	W	8-3-0	18,118+	52 Feb. 2 @ Edmonton	3-1	W	28-22-2	16,839+
12 Nov. 4 TAMPA BAY	1-0	W	9-3-0	18,118+	53 Feb. 5 @ Calgary	4-3	W**	29-22-2	19,289+
13 Nov. 6 NASHVILLE	4-1	W	10-3-0	18,118+	54 Feb. 10 @ Pittsburgh	1-2	O*	29-22-3	18,208+
14 Nov. 11 DALLAS	3-1	W	11-3-0	18,118+	55 Feb. 12 @ Washington	4-1	W	30-22-3	18,398+
15 Nov. 13 NY ISLANDERS	5-1	W	12-3-0	18,118+	56 Feb. 13 @ Philadelphia	1-0	W	31-22-3	19,724+
16 Nov. 15 @ San Jose	3-6	L	12-4-0	17,562+	57 Feb. 16 @ Columbus	4-3	W**	32-22-3	12,442
17 Nov. 17 COLUMBUS	3-5	L	12-5-0	18,118+	58 Feb. 17 @ NY Rangers	3-4	O**	32-22-4	18,200+
18 Nov. 19 @ Buffalo	2-4	L	12-6-0	18,418	59 Feb. 19 @ NY Islanders	0-3	L	32-23-4	13,119
19 Nov. 20 @ Boston	4-3	W**	13-6-0	17,565+	60 Feb. 23 @ Anaheim	3-2	W	33-23-4	17,174+
20 Nov. 22 @ Ottawa	2-3	L	13-7-0	18,315	61 Feb. 24 MINNESOTA	4-2	W	34-23-4	18,118+
21 Nov. 24 @ Montreal	1-4	L	13-8-0	21,273+	62 Feb. 26 COLORADO	4-3	W	35-23-4	18,118+
22 Nov. 27 CHICAGO	0-2	L	13-9-0	18,118+	63 Feb. 28 DETROIT	4-7	L	35-24-4	18,118+
23 Nov. 29 @ Anaheim	0-2	L	13-10-0	17,174+	64 Mar. 3 PHOENIX	1-0	W	36-24-4	18,118+
24 Dec. 2 FLORIDA	3-2	W	14-10-0	17,720	65 Mar. 5 VANCOUVER	1-3	L	36-25-4	18,118+
25 Dec. 4 DETROIT	3-2	W*	15-10-0	18,118+	66 Mar. 7 DALLAS	3-4	O*	36-25-5	18,118+
26 Dec. 9 CALGARY	2-1	W	16-10-0	18,118+	67 Mar. 9 @ Detroit	2-1	W	37-25-5	20,066+
27 Dec. 11 MINNESOTA	2-3	O*	16-10-1	18,118+	68 Mar. 11 @ Columbus	4-2	W	38-25-5	15,605
28 Dec. 13 @ Detroit	5-0	W	17-10-1	17,810	69 Mar. 13 @ Dallas	3-2	W	39-25-5	15,627
29 Dec. 16 @ St. Louis	4-6	L	17-11-1	19,150+	70 Mar. 15 @ Nashville	4-2	W	40-25-5	15,761
30 Dec. 18 @ Nashville	6-1	W	18-11-1	16,734	71 Mar. 17 ST. LOUIS	0-4	L	40-26-5	18,118+
31 Dec. 19 @ Chicago	2-3	L	18-12-1	21,523+	72 Mar. 19 ANAHEIM	1-2	O*	40-26-6	18,118+
32 Dec. 21 @ Colorado	5-0	W	19-12-1	15,891	73 Mar. 21 CALGARY	2-1	W**	41-26-6	18,118+
33 Dec. 23 EDMONTON	3-2	W**	20-12-1	18,118+	74 Mar. 24 SAN JOSE	4-3	W**	42-26-6	18,118+
34 Dec. 26 ANAHEIM	4-1	W	21-12-1	18,313+	75 Mar. 26 COLORADO	4-1	W	43-26-6	18,118+
35 Dec. 27 @ San Jose	4-0	W	22-12-1	17,562+	76 Mar. 29 @ Edmonton	2-0	W	44-26-6	16,839+
36 Dec. 29 @ Phoenix	3-6	L	22-13-1	15,153	77 Mar. 31 @ Vancouver	1-3	L	44-27-6	18,860+
37 Dec. 30 PHILADELPHIA	4-7	L	22-14-1	18,118+	78 Apr. 2 DALLAS	3-1	W	45-27-6	18,118+
38 Jan. 1 SAN JOSE	0-1	L	22-15-1	18,118+	79 Apr. 4 @ San Jose	1-6	L	45-28-6	17,562+
39 Jan. 3 CHICAGO	3-4	L	22-16-1	17,916	80 Apr. 6 PHOENIX	3-2	W**	46-28-6	18,118+
40 Jan. 6 NASHVILLE	2-5	L	22-17-1	17,823	81 Apr. 8 @ Anaheim	1-2	L	46-29-6	17,587+
41 Jan. 8 COLUMBUS	6-4	W	23-17-1	18,118+	82 Apr. 9 ANAHEIM	1-3	L	46-30-6	18,203+

*overtime **shootout +home sellout

KINGS ALL-TIME RECORD YEAR-BY-YEAR

SEASON	GP	W	L	T	OT	PTS	FINISH	PCT	GP	GA
1967-68	74	31	33	10	-	72	2nd West	.486	200	224
1968-69	76	24	42	10	-	58	4th West	.382	185	260
1969-70	76	14	52	10	-	38	6th West	.250	168	290
1970-71	78	25	40	13	-	63	5th West	.404	239	303
1971-72	78	20	49	9	-	49	7th West	.314	206	305
1972-73	78	31	36	11	-	73	6th West	.468	232	245
1973-74	78	33	33	12	-	78	3rd West	.500	233	231
1974-75	80	42	17	21	-	105	2nd Norris	.656	269	185
1975-76	80	38	33	9	-	85	2nd Norris	.531	263	265
1976-77	80	34	31	15	-	83	2nd Norris	.519	271	241
1977-78	80	31	34	15	-	77	3rd Norris	.481	243	245
1978-79	80	34	34	12	-	80	3rd Norris	.500	292	286
1979-80	80	30	36	14	-	74	2nd Norris	.463	290	313
1980-81	80	43	24	13	-	99	2nd Norris	.619	337	290
1981-82	80	24	41	15	-	63	4th Smythe	.394	314	369
1982-83	80	27	41	12	-	66	5th Smythe	.413	308	365
1983-84	80	23	44	13	-	59	5th Smythe	.369	309	376
1984-85	80	34	32	14	-	82	4th Smythe	.513	339	326
1985-86	80	23	49	8	-	54	5th Smythe	.338	284	389
1986-87	80	31	41	8	-	70	4th Smythe	.438	318	341
1987-88	80	30	42	8	-	68	4th Smythe	.425	318	359
1988-89	80	42	31	7	-	91	2nd Smythe	.569	376	335
1989-90	80	34	39	7	-	75	4th Smythe	.469	338	337
1990-91	80	46	24	10	-	102	1st Smythe	.638	340	254
1991-92	80	35	31	14	-	84	2nd Smythe	.525	287	296
1992-93	84	39	35	10	-	88	3rd Smythe	.524	338	340
1993-94	84	27	45	12	-	66	5th Pacific	.393	294	322
1994-95	48	16	23	9	-	41	4th Pacific	.427	142	174
1995-96	82	24	40	18	-	66	6th Pacific	.402	256	302
1996-97	82	28	43	11	-	67	6th Pacific	.409	214	268
1997-98	82	38	33	11	-	87	2nd Pacific	.530	227	225
1998-99	82	32	45	5	-	69	5th Pacific	.421	189	222
1999-00	82	39	27	12	4	94	2nd Pacific	.573	245	228
2000-01	82	38	28	13	3	92	3rd Pacific	.561	252	228
2001-02	82	40	27	11	4	95	3rd Pacific	.579	214	190
2002-03	82	33	37	6	6	78	3rd Pacific	.476	203	221
2003-04	82	28	29	16	9	81	3rd Pacific	.494	205	217
2004-05	No Season - Lockout									
2005-06	82	42	35	-	5	89	4th Pacific	.543	249	270
2006-07	82	27	41	-	14	68	4th Pacific	.415	227	283
2007-08	82	32	43	-	7	71	5th Pacific	.433	231	266
2008-09	82	34	37	-	11	79	5th Pacific	.482	207	234
2009-10	82	46	27	-	9	101	3rd Pacific	.616	241	219
2010-11	82	46	30	-	6	98	4th Pacific	.598	219	198
TOTALS	3,424	1,388	1,534	424	78	3,278		.479	11,112	11,837

OT column includes both overtime and shootout losses starting in the 2005-06 season.

KINGS ALL-TIME HOME RECORD YEAR-BY-YEAR

SEASON	GP	W	L	T	OT	PTS	SEASON	GP	W	L	T	OT	PTS
1967-68	37	20	13	4	-	44	1991-92	40	20	11	9	-	49
1968-69	38	19	14	5	-	43	1992-93	42	22	15	5	-	49
1969-70	38	12	22	4	-	28	1993-94	42	18	19	5	-	41
1970-71	39	17	14	8	-	42	1994-95	24	7	11	6	-	20
1971-72	39	14	23	2	-	30	1995-96	41	16	16	9	-	41
1972-73	39	21	11	7	-	49	1996-97	41	18	16	7	-	43
1973-74	39	22	13	4	-	48	1997-98	41	22	16	3	-	47
1974-75	40	22	7	11	-	55	1998-99	41	18	20	3	-	39
1975-76	40	22	13	5	-	49	1999-00	41	21	13	5	2	49
1976-77	40	20	13	7	-	47	2000-01	41	20	12	8	1	49
1977-78	40	18	16	6	-	42	2001-02	41	22	12	6	1	51

KINGS ALL-TIME ROAD RECORD YEAR-BY-YEAR

SEASON	GP	W	L	T	OT	PTS	SEASON	GP	W	L	T	OT	PTS
1967-68	37	11	20	6	-	28	1991-92	40	15	20	5	-	35
1968-69	38	5	28	5	-	15	1992-93	42	17	20	5	-	39
1969-70	38	2	30	6	-	10	1993-94	42	9	26	7	-	25
1970-71	39	8	26	5	-	21	1994-95	24	9	12	3	-	21
1971-72	39	6	26	7	-	19	1995-96	41	8	24	9	-	25
1972-73	39	10	25	4	-	24	1996-97	41	10	27	4	-	24
1973-74	39	11	20	8	-	30	1997-98	41	16	17	8	-	40
1974-75	40	20	10	10	-	50	1998-99	41	14	25	2	-	30
1975-76	40	16	20	4	-	36	1999-00	41	18	14	7	2	45
1976-77	40	14	18	8	-	36	2000-01	41	18	16	5	2	43
1977-78	40	13	18	9	-	35	2001-02	41	18	15	5	3	44
1978-79	40	14	21	5	-	33	2002-03	41	14	18	4	5	37
1979-80	40	12	23	5	-	29	2003-04	41	13	13	7	8	41
1980-81	40	21	13	6	-	48	2004-05	No Season - Lockout					
1981-82	40	5	26	9	-	19	2005-06	41	16	21	-	4	36
1982-83	40	7	28	5	-	19	2006-07	41	11	25	-	5	27
1983-84	40	10	25	5	-	25	2007-08	41	15	22	-	4	34
1984-85	40	14	18	8	-	36	2008-09	41	16	22	-	3	35
1985-86	40	14	22	4	-	32	2009-10	41	24	14	-	3	51
1986-87	40	11	24	5	-	27	2010-11	41	21	17	-	3	45
1987-88	40	11	24	5	-	27	TOTALS	1,712	567	890	213	42	1,389
1988-89	40	17	19	4	-	38	OT column includes both overtime and shootout losses starting in the 2005-06 season.						
1989-90	40	13	23	4	-	30							
1990-91	40	20	15	5	-	45							

KINGS VS. OPPONENTS – ALL-TIME OVERALL

TEAM	GP	W	L	T	OT	GF	GA	PTS	PCT
Anaheim	102	45	38	11	8	283	298	109	.534
Atlanta	13	8	2	0	3	53	43	19	.731
Boston	129	38	77	13	1	407	529	90	.349
Buffalo	112	40	54	18	0	357	428	98	.438
Calgary	209	81	104	21	3	703	805	186	.439
Carolina	66	31	25	8	2	260	240	72	.545
Chicago	173	73	78	17	5	532	580	168	.486
Colorado	109	56	43	8	2	401	391	122	.560
Columbus	40	21	15	1	3	124	97	46	.575
Dallas	208	77	93	32	6	616	680	192	.462
Detroit	183	79	73	27	4	652	636	189	.516
Edmonton	178	64	78	30	6	646	727	164	.461
Florida	22	11	8	3	0	61	60	25	.568
Minnesota	40	18	12	5	5	97	92	46	.575
Montreal	134	27	87	20	0	369	565	74	.276
Nashville	48	24	19	3	2	136	122	53	.552
New Jersey	91	51	28	11	1	365	289	114	.626
NY Islanders	96	42	42	12	0	305	310	96	.500
NY Rangers	124	43	62	16	3	388	464	105	.423
Ottawa	24	15	7	2	0	86	62	32	.667
Philadelphia	136	39	81	15	1	363	487	94	.346
Phoenix	192	72	90	25	5	658	718	174	.453
Pittsburgh	147	70	57	18	2	510	464	160	.544
San Jose	116	50	52	7	7	324	351	114	.491
St. Louis	180	63	93	22	2	527	589	150	.417
Tampa Bay	26	8	15	2	1	53	70	19	.365
Toronto	138	59	57	21	1	472	469	140	.507
Vancouver	220	93	92	32	3	753	742	221	.502
Washington	99	52	32	13	2	379	344	119	.601
Defunct Clubs	69	38	20	11	0	232	185	87	.630
TOTALS	3,424	1,388	1,534	424	78	11,112	11,837	3,278	.479

KINGS VS. OPPONENTS – ALL-TIME HOME

TEAM	GP	W	L	T	OT	GF	GA	PTS	PCT
Anaheim	51	27	15	4	5	150	129	63	.630
Atlanta	7	5	0	0	2	35	23	12	.857
Boston	64	23	33	7	1	222	235	54	.422
Buffalo	56	24	23	9	0	197	192	57	.509
Calgary	103	52	42	9	0	368	348	113	.549
Carolina	33	19	11	3	0	139	122	41	.621
Chicago	86	39	36	8	3	288	281	89	.517
Colorado	55	32	17	5	1	216	178	70	.636
Columbus	20	12	7	1	0	60	43	25	.625
Dallas	103	47	35	19	2	337	302	115	.558
Detroit	92	45	32	14	1	346	290	105	.577
Edmonton	89	33	35	15	6	336	351	87	.489
Florida	12	8	4	0	0	36	34	16	.667
Minnesota	20	9	6	2	3	52	50	23	.575
Montreal	67	19	39	9	0	203	265	47	.351
Nashville	24	11	12	0	1	68	70	23	.479
New Jersey	45	30	9	6	0	208	138	66	.734
NY Islanders	48	24	17	7	0	173	146	55	.573
NY Rangers	63	25	26	10	2	207	221	62	.492
Ottawa	12	10	1	1	0	54	24	21	.875
Philadelphia	70	22	40	8	0	204	238	52	.371
Phoenix	95	39	40	14	2	349	341	94	.495
Pittsburgh	71	45	17	8	1	273	189	99	.697
San Jose	58	30	22	4	2	166	156	66	.569
St. Louis	90	41	36	12	1	301	260	95	.528
Tampa Bay	14	2	10	2	0	27	43	6	.214
Toronto	68	35	23	10	0	242	199	80	.588
Vancouver	111	57	36	16	2	425	340	132	.595
Washington	50	29	14	6	1	196	150	65	.650
Defunct Clubs	35	27	6	2	0	141	76	56	.800
TOTALS	1,712	821	644	211	36	6,019	5,434	1,889	.552

KINGS VS. OPPONENTS – ALL-TIME ROAD

TEAM	GP	W	L	T	OT	GF	GA	PTS	PCT
Anaheim	51	18	23	7	3	133	169	46	.451
Atlanta	6	3	2	0	1	18	20	7	.583
Boston	65	15	44	6	0	185	294	36	.277
Buffalo	56	16	31	9	0	160	236	41	.366
Calgary	106	29	62	12	3	335	457	73	.344
Carolina	33	12	14	5	2	121	118	31	.470
Chicago	87	34	42	9	2	244	299	79	.454
Colorado	54	24	26	3	1	185	213	52	.481
Columbus	20	9	8	0	3	64	54	21	.525
Dallas	105	30	58	13	4	279	378	77	.367
Detroit	91	34	41	13	3	306	346	84	.462
Edmonton	89	31	43	15	0	310	376	77	.433
Florida	10	3	4	3	0	25	26	9	.450
Minnesota	20	9	6	3	2	45	42	23	.575
Montreal	67	8	48	11	0	166	300	27	.201
Nashville	24	13	7	3	1	68	52	30	.625
New Jersey	46	21	19	5	1	157	151	48	.522
NY Islanders	48	18	25	5	0	132	164	41	.427
NY Rangers	61	18	36	6	1	181	243	43	.352
Ottawa	12	5	6	1	0	32	38	11	.458
Philadelphia	66	17	41	7	1	159	249	42	.318
Phoenix	97	33	50	11	3	309	377	80	.412
Pittsburgh	76	25	40	10	1	237	275	61	.401
San Jose	58	20	30	3	5	158	195	48	.414
St. Louis	90	22	57	10	1	226	329	55	.306
Tampa Bay	12	6	5	0	1	26	27	13	.542
Toronto	70	24	34	11	1	230	270	60	.429
Vancouver	109	36	56	16	1	328	402	89	.408
Washington	49	23	18	7	1	183	194	54	.551
Defunct Clubs	34	11	14	9	0	91	109	31	.456
TOTALS	1,712	567	890	213	42	5,093	6,403	1,389	.406

KINGS ALL-TIME COACHING RECORD

	COACH	GAMES	W	L	O/T	PTS	PCT
1	Andy Murray	480	215	176	89	519	.540
2	Bob Pulford	396	178	150	68	424	.535
3	Larry Robinson	328	122	161	45	289	.441
4	Terry Murray	246	126	94	26	278	.565
5	Tom Webster	240	115	94	31	261	.544
6	Bob Berry	240	107	94	39	253	.527
7	Barry Melrose	209	79	101	29	187	.447
8	Pat Quinn	202	75	101	26	176	.436
9	Don Perry	168	52	85	31	135	.402
10	Marc Crawford	164	59	84	21	139	.424
11	Red Kelly	150	55	75	20	130	.433
12	Robbie Ftorek	132	65	56	11	141	.534
13	Larry Regan	88	27	47	14	68	.386
14	Ron Stewart	80	31	34	15	77	.481
15	Fred Glover	68	18	42	8	44	.324
16	Mike Murphy	65	20	37	8	48	.369
17	Johnny Wilson	52	9	34	9	27	.260
18	Parker MacDonald	42	13	24	5	31	.369
19	Roger Neilson	28	8	17	3	19	.339
20	Hal Laycoe	24	5	18	1	11	.229
21	John Torchetti	12	5	7	0	10	.416
22	Rogie Vachon	10	4	3	3	11	.550

KINGS HEAD COACHES YEAR-BY-YEAR

Red Kelly: (55-75-20)

June 8, 1967 through June 3, 1969.

Hal Laycoe: (5-18-1)

June 6, 1969 through December 13, 1969.

Johnny Wilson: (9-34-9)

December 14, 1969 through August 7, 1970.

Larry Regan: (27-47-14)

August 7, 1970 through October 27, 1971.

Fred Glover: (18-42-8)

October 30, 1971 through April 28, 1972.

Bob Pulford: (178-150-68)

June 7, 1972 through May 27, 1977.

Ron Stewart: (31-34-15)

August 4, 1977 through April 20, 1978.

Bob Berry: (107-94-39)

April 21, 1978 through May 22, 1981.

Parker MacDonald: (13-24-5)

May 22, 1981 through January 11, 1982.

Don Perry: (52-85-31)

January 11, 1982 through January 27, 1984.

Rogie Vachon: (1-0-1)

January 27, 1984 through January 28, 1984.

Roger Neilson: (8-17-3)

January 30, 1984 through April 2, 1984.

Pat Quinn: (75-101-26)

May 29, 1984 through January 10, 1987.

Mike Murphy: (20-37-8)

January 10, 1987 through December 5, 1987.

Rogie Vachon: (0-1-0)

December 6, 1987 through December 8, 1987.

Robbie Ftorek: (65-56-11)

December 9, 1987 through May 20, 1989.

Tom Webster: (115-94-31)

May 31, 1989 through May 4, 1992.

Barry Melrose: (79-101-29)

June 25, 1992 through April 19, 1995.

Rogie Vachon: (3-2-2)

April 21, 1995 through May 3, 1995.

Larry Robinson: (122-161-45)

July 26, 1995 through April 19, 1999.

Andy Murray: (215-176-89)

June 14, 1999 through March 22, 2006.

John Torchetti: (5-7-0)

March 22, 2006 through April 17, 2006.

Marc Crawford: (59-84-21)

May 22, 2006 through June 10, 2008.

Terry Murray: (126-94-26)

July 17, 2008 to present.

FASTEST 100 WINS AS A KINGS HEAD COACH

	100th Win	Game #	Total Record
Terry Murray	(3-2 vs. Edmonton, 12/23/10)	197	100-76-21
Tom Webster	(2-0 vs. Chicago, 2/1/92)	211	100-83-28
Andy Murray	(4-1 vs. Minnesota, 1/24/02)	214	100-82-32
Bob Pulford	(7-4 vs. Kansas City, 3/4/75)	220	100-81-39
Bob Berry	(3-1 at Colorado, 3/6/81)	227	100-92-35

KINGS ALL-TIME SCORING

	Player	POS	GP	G	A	PTS	PIM	PPG	SHG	Player	POS	GP	G	A	PTS	PIM	PPG	SHG
1	Dionne, Marcel	C	921	550	757	1,307	461	172	9	74 Zhitnik, Alexei	D	170	26	81	107	208	18	0
2	Robitaille, Luc	LW	1,077	557	597	1,154	924	210	3	75 Sydor, Darryl	D	288	20	85	105	249	5	0
3	Taylor, Dave	RW	1,111	431	638	1,069	1,589	123	4	76 Carr, Gene	C	212	38	66	104	184	2	2
4	Gretzky, Wayne	C	539	246	672	918	182	63	17	77 Irvine, Ted	LW	207	44	59	103	101	6	1
5	Nicholls, Bernie	C	602	327	431	758	765	100	25	78 Apps Jr., Syl	C	201	31	72	103	59	5	0
6	Goring, Butch	C	736	275	384	659	66	62	20	79 Allison, Jason	C	99	25	77	102	90	7	0
7	Blake, Rob	D	805	161	333	494	1,231	92	1	80 Korab, Jerry	D	211	18	84	102	354	7	0
8	Fox, Jim	RW	578	186	293	479	143	38	1	81 Smyth, Ryan	LW	149	45	55	100	77	20	0
9	Simmer, Charlie	LW	384	222	244	466	320	79	2	82 Johnson, Jack	D	282	22	78	100	232	9	0
10	Murphy, Mike	RW	673	194	263	457	442	40	19	83 Avery, Sean	LW	218	35	64	99	667	2	4
11	Frolov, Alexander	LW	536	168	213	381	210	42	7	84 Ferraro, Ray	C	197	48	50	98	223	16	0
12	Kopitar, Anze	C	393	138	220	358	114	46	7	85 O'Donnell, Sean	D	541	15	83	98	940	2	0
13	Berry, Bob	LW	539	159	191	350	344	41	0	86 Kasper, Steve	C	173	35	62	97	74	4	4
14	Widling, Juha	C	502	131	211	342	188	21	0	87 Palmer, Rob	D	222	8	86	94	84	3	1
15	Palffy, Ziggy	RW	311	150	190	340	137	44	10	88 Simmonds, Wayne	RW	240	39	54	93	264	3	0
16	Duchesne, Steve	D	442	99	216	315	399	33	5	89 Elik, Todd	C	122	31	60	91	99	3	0
17	Granato, Tony	LW	380	148	157	305	821	42	5	90 Williams, Dave	LW	162	40	50	90	727	6	0
18	Brown, Dustin	RW	513	141	164	305	377	52	2	91 Bernier, Serge	RW	101	33	57	90	55	7	0
19	Hardy, Mark	D	616	53	250	303	858	26	3	92 Williams, Justin	RW	134	33	57	90	106	7	0
20	Kurri, Jari	RW	331	108	185	293	171	43	8	93 Labossiere, Gord	C	161	34	55	89	59	4	0
21	Vsnovsky, Lubomir	D	499	70	209	279	214	31	0	94 Yachmenev, Vitali	RW	149	29	57	86	30	8	1
22	Stumpel, Jozef	C	334	76	191	267	107	21	0	95 White, Bill	D	189	20	66	86	159	4	1
23	Sandstrom, Tomas	RW	235	117	137	254	320	34	1	96 Benning, Brian	D	162	14	72	86	330	5	0
24	Williams, Tommy	LW	372	114	135	249	67	36	0	97 Deadmarsh, Adam	LW	114	46	39	85	96	16	0
25	McSorley, Marty	D	472	71	163	234	1,846	13	7	98 Manery, Randy	D	202	20	64	84	173	8	0
26	Corrigan, Mike	RW	401	106	124	230	524	34	1	99 Carpenter, Bob	C	120	32	51	83	106	13	0
27	Carson, Jimmy	C	219	108	111	219	83	45	0	100 Bozek, Steve	LW	124	46	36	82	82	13	0
28	Murray, Glen	RW	304	103	108	211	190	27	8	101 Conroy, Craig	C	130	27	55	82	116	9	3
29	Murphy, Larry	D	242	52	155	207	255	22	2	102 Halward, Doug	D	141	16	65	81	161	10	0
30	Cammalleri, Michael	LW	283	93	112	205	170	45	0	103 Millen, Corey	C	88	43	37	80	86	17	3
31	Joyal, Eddie	C	319	105	99	204	83	24	1	104 Pulford, Bob	LW	132	30	50	80	101	8	2
32	Armstrong, Derek	C	385	63	139	202	297	19	0	105 Allison, Mike	D	147	32	45	77	257	11	1
33	Smolinski, Bryan	C	295	78	113	191	162	17	5	106 Corvo, Jace	D	203	27	50	77	88	9	0
34	Flett, Bill	RW	323	84	99	183	295	15	0	107 Kennedy, Dean	D	345	13	62	75	591	0	0
35	Nevin, Bob	RW	235	64	113	177	45	14	3	108 Robinson, Larry	D	182	11	64	75	87	1	0
36	Wells, Jay	D	604	34	143	177	1,446	11	0	109 Terrion, Greg	C	134	27	47	74	122	3	0
37	Kozak, Don	RW	409	94	81	175	450	15	0	110 MacDonald, Lowell	LW	132	35	38	73	22	3	2
38	Murdoch, Bob	D	414	41	130	171	497	5	1	111 Druce, John	RW	162	38	34	72	84	4	1
39	Donnelly, Mike	LW	307	87	83	170	144	12	4	112 Hopkins, Dean	RW	217	23	49	72	302	3	0
40	St. Marseille, Frank	RW	304	54	114	168	124	7	0	113 Tocchet, Rick	RW	80	31	40	71	187	11	1
41	Laperriere, Ian	RWC	595	61	104	165	1,017	2	3	114 Redmond, Craig	D	170	13	58	71	122	4	0
42	Modry, Jaroslav	D	454	35	129	164	338	19	1	115 Ledyard, Grant	D	142	22	48	70	223	10	0
43	Tonelli, John	LW	221	76	86	162	221	18	1	116 Huddy, Charlie	D	226	11	58	69	184	3	1
44	Venasky, Vic	C	430	61	101	162	66	8	1	117 Conacher, Pat	C	241	36	32	68	121	0	7
45	Galley, Garry	D	361	44	115	159	330	16	1	118 Audette, Donald	RW	98	30	38	68	96	7	0
46	Perreault, Yanic	C	288	76	80	156	118	14	8	119 Engblom, Brian	D	202	9	59	68	190	5	0
47	MacLellan, Brian	LW	187	61	94	155	124	21	1	120 Wall, Bob	D	212	23	44	67	108	7	1
48	Belanger, Eric	C	323	63	87	150	169	8	7	121 Komadoski, Neil	D	378	13	54	67	477	5	0
49	Smith, Doug	C	304	72	74	146	218	12	2	122 Harris, Billy	RW	128	27	39	66	54	2	4
50	Lemieux, Real	LW	382	46	97	143	207	10	2	123 Todd, Kevin	C	119	22	43	65	58	3	2
51	Norstrom, Mattias	D	780	14	128	142	583	2	2	124 Bonar, Dan	C	170	25	39	64	208	4	1
52	Johnson, Craig	LW	429	62	79	141	196	17	1	125 Demitra, Pavol	RW	58	25	37	62	42	7	5
53	Tsyplakov, Vladimir	RW	261	56	81	137	70	4	2	126 Coffey, Paul	D	60	9	53	62	75	2	0
54	Handzus, Michal	C	327	57	78	135	135	16	5	127 Hakansson, Anders	LW	191	31	30	61	77	1	2
55	Jensen, Steve	LW	267	71	61	132	177	12	3	128 Peters, Jimmy	C	255	31	29	60	38	4	4
56	Stoll, Jarret	C	229	54	77	131	150	18	1	129 Kannegiesser, Sheldon	D	234	10	50	60	170	3	0
57	Marotte, Gilles	D	271	23	107	130	304	8	0	130 Robinson, Doug	LW	126	26	32	58	16	4	0
58	Backstrom, Ralph	C	172	57	71	128	36	10	3	131 Lang, Robert	C	147	19	39	58	26	0	2
59	Kudelski, Bob	RW	269	72	54	126	170	6	6	132 Hughes, Howie	RW	168	25	32	57	30	6	1
60	Doughty, Drew	D	239	33	93	126	178	17	0	133 Wilson, Bert	LW	317	24	32	56	437	1	1
61	Ruskowski, Terry	C	226	37	88	125	360	6	3	134 Lukowich, Morris	LW	115	25	30	55	115	4	0
62	Kelly, John Paul	LW	400	54	70	124	366	4	1	135 Watters, Tim	D	303	5	50	55	529	0	1
63	Schneider, Mathieu	D	193	37	87	124	181	21	1	136 Byers, Mike	RW	100	31	23	54	25	4	0
64	Skyes, Phil	LW	286	54	67	121	362	5	6	137 St. Laurent, Andre	C	115	18	34	52	179	1	1
65	Khrishtich, Dimitri	LW	151	46	74	120	82	15	0	138 Harper, Terry	D	234	6	46	52	313	1	0
66	Sargent, Gary	D	215	29	90	119	153	14	0	139 Miller, Jay	LW	230	27	24	51	865	1	0
67	Lonsberry, Ross	LW	202	54	64	118	237	9	3	140 Menard, Howie	C	91	19	32	51	63	2	0
68	Goldup, Glenn	LW	273	52	66	118	299	5	0	141 Richardson, Brad	C	180	18	33	51	95	0	2
69	Erickson, Bryan	RW	165	46	68	114	82	14	2	142 Chartrand, Brad	LW	215	25	35	50	122	0	3
70	Maloney, Dan	LW	159	46	63	109	296	8	0	143 Evans, Darryl	RW	105	21	29	50	25	1	1
71	Krushevskiy, Mike	C	156	43	66	109	170	8	2	144 Grant, Danny	RW	76	20	30	50	10	8	0
72	O'Sullivan, Patrick	LW	188	41	68	109	266	7	4	145 Brown, Larry	D	364	5	45	50	152	0	0
73	Boucher, Phillippe	D	312	32	77	109	255	15	0	146 Lacroix, Eric	LW	144	25	24	49	176	5	0

KINGS ALL-TIME SCORING

Player	POS	GP	G	A	PTS	PIM	PPG	SHG
147 Fenton, Paul	LW	92	22	26	48	52	8	1
148 Rolfe, Dale	D	198	7	41	48	246	1	0
149 Stevens, Kevin	LW	89	17	30	47	118	7	0
150 Calder, Kyle	LW	139	15	32	47	59	5	0
151 Miller, Aaron	D	309	7	40	47	211	0	1
152 Laidlaw, Tom	D	195	5	40	45	156	0	0
153 Olczyk, Ed	RW/C	67	21	23	44	45	5	1
154 Kostopoulos, Tom	RW	152	15	29	44	173	0	0
155 McIntyre, John	C	178	15	29	44	295	0	1
156 Howell, Harry	D	168	8	36	44	85	1	0
157 Heinze, Steve	RW	100	20	23	43	58	9	0
158 Klatt, Trent	RW	82	17	26	43	46	6	0
159 Hughes, Brent	D	168	7	36	43	217	2	0
160 Hutchison, Dave	D	232	6	37	43	605	1	0
161 Berg, Aki	D	281	5	38	43	202	2	0
162 McKenna, Sean	RW	129	21	21	42	29	0	2
163 Shutt, Steve	LW	59	16	25	41	10	5	0
164 Lewis, Dave	D	221	5	36	41	238	0	0
165 Bourne, Bob	C	150	20	20	40	63	1	3
166 Cahan, Larry	D	209	10	30	40	173	3	0
167 Shack, Eddie	LW	84	24	14	38	121	4	0
168 Quincey, Kyle	D	72	4	34	38	63	2	0
169 Courtnall, Russ	RW	115	18	19	37	46	1	5
170 Lessuk, Bill	LW	129	12	25	37	136	1	0
171 Long, Barry	D	130	5	32	37	166	1	0
172 Buchberger, Kelly	LW	169	14	22	36	193	0	0
173 Shuchuk, Gary	RW	136	12	24	36	64	0	0
174 Eloranta, Mikko	LW	146	14	21	35	110	2	0
175 Paterson, Joe	LW	124	12	22	34	424	2	0
176 McEwen, Mike	D	47	10	24	34	14	7	0
177 Krake, Skip	C	88	8	26	34	97	3	1
178 Greene, Matt	D	228	6	28	34	264	0	0
179 Willis, Brian	RW	134	15	18	33	79	2	0
180 Rychel, Warren	LW	157	16	16	32	655	0	0
181 Schultz, Dave	LW	84	12	20	32	259	2	0
182 Campbell, Bryan	C	93	12	20	32	24	0	0
183 Rochefort, Leon	RW	76	9	23	32	14	1	0
184 Duguay, Ron	RW	85	9	23	32	65	0	0
185 Curtis, Paul	D	155	2	30	32	155	0	0
186 Emerson, Nelson	RW	124	17	14	31	79	0	0
187 Quinn, Dan	C	44	14	17	31	32	2	0
188 Sternkowski, Pete	C	80	13	18	31	33	0	0
189 Preissing, Tom	D	99	11	20	31	22	8	0
190 Slaney, John	D	63	9	22	31	14	4	1
191 Bylsma, Dan	LW	220	9	21	30	122	0	0
192 Moger, Sandy	RW	104	14	15	29	96	1	0
193 Reinprecht, Steven	C	60	12	17	29	14	3	2
194 Ravlich, Matt	D	87	6	23	29	75	0	0
195 Parse, Scott	LW	64	12	16	28	22	0	0
196 Gray, Terry	RW	65	12	16	28	22	3	0
197 Blake, Jason	C	82	7	21	28	36	0	0
198 Degray, Dale	D	63	6	22	28	97	0	0
199 Gleason, Tim	D	125	2	26	28	98	0	0
200 Nurminen, Kai	LW	67	16	11	27	22	4	0
201 Moller, Oscar	C	87	12	14	26	22	6	0
202 Turnbull, Ian	D	42	11	15	26	81	1	0
203 Wilson, Murray	LW	58	11	15	26	14	1	0
204 Nagy, Ladislav	LW	38	9	17	26	18	2	0
205 Holmes, Warren	C	45	8	18	26	7	2	0
206 Karalathi, Jere	D	134	8	18	26	85	4	0
207 Harrold, Peter	D/F	164	8	18	26	50	1	0
208 Scuderi, Rob	D	155	2	24	26	37	0	0
209 Crossman, Doug	D	74	10	15	25	53	2	0
210 Purcell, Teddy	RW	91	8	17	25	8	3	0
211 Chartrow, Rick	D	85	6	19	25	115	1	0
212 Hoganson, Dale	D	129	6	19	25	103	0	0
213 Hicke, Ernie	LW	41	9	15	24	18	1	0
214 Sopel, Brent	D	55	4	20	24	20	2	0
215 Grenier, Lucien	RW	128	12	11	23	16	2	0
216 Loach, Lonnie	LW	50	10	13	23	27	1	0
217 LaFayette, Nathan	C	94	10	12	22	81	2	2
218 Roenick, Jeremy	C	58	9	13	22	36	2	0
219 Jarvis, Wes	C	61	9	13	22	36	1	1

Player	POS	GP	G	A	PTS	PIM	PPG	SHG
220 Isaksson, Ulf	LW	50	7	15	22	10	0	0
221 Thornton, Scott	LW	105	12	9	21	124	0	1
222 Carlson, Steve	C	52	9	12	21	23	1	0
223 Jokinen, Olli	C	74	9	12	21	50	3	1
224 Guay, Paul	RW	93	9	12	21	76	0	0
225 Corlum, Bob	C	103	9	12	21	32	1	0
226 McEachern, Shawn	LW	49	8	13	21	24	0	3
227 Ahola, Peter	D	79	8	13	21	107	0	0
228 Makela, Mikko	RW	45	7	14	21	16	0	0
229 Jones, Randy	D	48	5	16	21	28	1	1
230 Stuart, Brad	D	63	5	16	21	67	2	0
231 Lapointe, Rick	D	93	4	17	21	64	0	0
232 Unger, Garry	C	58	10	10	20	40	1	0
233 Jones, Brad	LW	53	9	11	20	57	0	1
234 Smyth, Brad	RW	53	9	11	20	78	0	0
235 Hammond, Ken	D	62	8	12	20	82	1	0
236 Vopat, Jan	D	65	6	14	20	36	0	0
237 Dempsey, Nathan	D	70	6	14	20	50	1	0
238 Miller, Bob	C	63	4	16	20	35	0	0
239 Hampton, Rick	D	52	3	17	20	22	0	0
240 Playfair, Larry	D	111	2	18	20	420	0	0
241 Price, Noel	D	62	1	19	20	29	0	0
242 Smith, Brian	LW	58	10	9	19	33	1	0
243 Monahan, Hartland	RW	64	10	9	19	45	0	0
244 Cowie, Rob	D	78	7	12	19	52	2	0
245 Kontos, Chris	RW	19	6	13	19	8	2	0
246 Anderson, Russ	D	84	6	13	19	146	0	0
247 Burrigge, Randy	LW	38	4	15	19	8	2	0
248 Ivanans, Raitis	LW	276	12	6	18	555	0	0
249 Tuominen, Marko	RW	74	9	9	18	84	2	1
250 Mickey, Larry	RW	65	6	12	18	46	0	1
251 Liba, Igor	RW	27	5	13	18	21	1	0
252 Rosa, Pavel	RW	36	5	13	18	6	0	0
253 Petit, Michel	D	49	5	13	18	111	2	0
254 Weaver, Mike	D	92	3	15	18	30	1	0
255 Johnson, Jim	C	28	8	9	17	6	3	2
256 Crowder, Keith	RW	55	4	13	17	93	0	0
257 Dallman, Kevin	D	87	4	13	17	16	0	0
258 Rota, Randy	LW	58	10	6	16	16	0	0
259 Houston, Ken	RW	33	8	8	16	11	0	0
260 Martinez, Alec	D	64	5	11	16	20	1	0
261 Amadio, Dave	D	123	5	11	16	161	1	0
262 Rasmussen, Erik	LW	57	4	12	16	28	0	0
263 Lewis, Trevor	C	83	4	12	16	6	0	0
264 Barrie, Doug	D	48	3	13	16	47	1	0
265 Drewiske, Davis	D	97	1	15	16	51	0	0
266 Christoff, Steve	RW	58	8	7	15	13	0	0
267 Sim, Jon	LW	62	6	9	15	46	0	0
268 Ponikarovsky, Alexei	LW	61	5	10	15	36	1	0
269 Bugstad, Scott	LW	64	5	10	15	24	0	0
270 Bednar, Jaroslav	LW	37	4	11	15	12	1	0
271 Cowan, Jeff	LW	80	10	4	14	129	1	0
272 Clifford, Kyle	LW	76	7	7	14	141	0	0
273 Straka, Martin	RW	32	6	8	14	4	1	1
274 Duff, Dick	LW	39	6	8	14	8	0	0
275 Johnson, Matt	LW	182	6	8	14	681	0	0
276 Shevalier, Jeff	LW	27	5	9	14	6	1	0
277 McKenna, Steve	D	137	5	9	14	348	1	0
278 Bodger, Doug	D	65	3	11	14	34	0	0
279 Mulhern, Richard	D	51	2	12	14	39	1	0
280 Selwood, Brad	D	63	1	13	14	82	1	0
281 Demarco, Ab	D	63	7	6	13	12	2	0
282 Phair, Lyle	LW	48	6	7	13	12	0	0
283 Barrie, Len	C	46	5	8	13	56	0	0
284 Heaslip, Mark	RW	69	4	9	13	45	0	0
285 Prajler, Petr	D	43	3	10	13	49	1	0
286 Giuliano, Jeff	C	101	3	10	13	40	0	0
287 Hiller, Jim	RW	40	6	6	12	90	1	0
288 Hextall, Dennis	LW	28	5	7	12	40	2	0
289 Laughlin, Craig	RW	19	4	8	12	6	2	0
290 Mokosak, Carl	LW	30	4	8	12	43	0	0
291 Wilks, Brian	C	48	4	8	12	27	0	0
292 Vopat, Roman	C	57	4	8	12	121	1	0

KINGS ALL-TIME SCORING

Player	POS	GP	G	A	PTS	PIM	PPG	SHG	Player	POS	GP	G	A	PTS	PIM	PPG	SHG
293 Chorney, Marc	D	71	3	9	12	58	0	0	366 Zeiler, John	RW	90	1	4	5	87	0	0
294 Barney, Scott	RW	24	5	6	11	4	2	0	367 Thomas, Scott	LW	24	3	1	4	9	0	0
295 Pirnes, Esa	C	57	3	8	11	12	0	1	368 Aulin, Jared	C	17	2	2	4	0	1	0
296 Buskas, Rod	D	62	3	8	11	193	0	0	369 Leveque, Guy	C	17	2	2	4	21	0	0
297 Gibbs, Barry	D	63	2	9	11	32	0	0	370 Glennie, Brian	D	18	2	2	4	22	0	0
298 Boyle, Brian	C	36	8	2	10	46	0	0	371 Lindholm, Mikael	C	18	2	2	4	2	0	0
299 Moulson, Matt	LW	29	6	4	10	6	0	0	372 Crowder, Troy	RW	44	2	2	4	141	0	0
300 Potomski, Barry	LW	59	6	4	10	197	1	0	373 Thomson, Jim	RW	62	2	2	4	237	0	0
301 Mitchell, Willie	D	57	5	5	10	21	0	1	374 Gauthier, Denis	D	65	2	2	4	90	0	0
302 Finn, Steven	D	104	5	5	10	186	0	0	375 English, John	D	3	1	3	4	4	1	0
303 Baumgartner, Ken	LW	91	4	6	10	503	0	0	376 Vlasak, Tomas	LW	10	1	3	4	2	0	0
304 Tookey, Tim	C	27	3	7	10	12	0	0	377 McKeenolds, Brian	C	20	1	3	4	4	0	0
305 Johansen, Trevor	D	46	3	7	10	69	0	0	378 Green, Josh	LW	27	1	3	4	8	1	0
306 Zmolek, Doug	D	119	2	8	10	249	0	0	379 Visheau, Mark	D	28	1	3	4	107	0	0
307 Thompson, Brent	D	81	1	9	10	246	0	0	380 Scruton, Howard	D	4	0	4	4	9	0	0
308 Lundmark, Jamie	C	29	7	2	9	25	0	0	381 Klima, Petr	LW	8	0	4	4	2	0	0
309 Sturm, Marco	LW	17	4	5	9	17	1	0	382 Langevin, Dave	D	11	0	4	4	7	0	0
310 Couturier, Sylvan	C	33	4	5	9	4	1	0	383 Broten, Neal	C	19	0	4	4	0	0	0
311 Gilhen, Randy	C	33	3	6	9	14	0	1	384 Lemieux, Jacques	D	19	0	4	4	8	0	0
312 Potvin, Jean	D	43	3	6	9	37	0	0	385 Tverdoisky, Oleg	D	26	0	4	4	10	0	0
313 Snell, Chris	D	32	2	7	9	22	0	2	386 Wytowich, Bob	D	36	0	4	4	6	0	0
314 Karjalainen, Kyosti	RW	28	1	8	9	12	0	0	387 Chychrun, Jeff	D	43	0	4	4	99	0	0
315 Kaberle, Frantisek	D	37	0	9	9	4	0	0	388 Garon, Mathieu	G	95	0	4	4	14	0	0
316 Ward, Dixon	LW	34	6	2	8	45	2	0	389 Janecyk, Bob	G	102	0	4	4	42	0	0
317 Parrish, Mark	RW	19	5	3	8	4	3	0	390 Potvin, Felix	G	136	0	4	4	25	0	0
318 McDonough, Al	RW	37	5	3	8	8	1	0	391 Quick, Jonathan	G	180	0	4	4	2	0	0
319 Kileva, Brian	C	25	3	5	8	12	0	0	392 Stamler, Lorne	LW	9	2	1	3	2	0	0
320 McDonough, Hubie	C	26	3	5	8	10	0	0	393 Clarke, Noah	RW	20	2	1	3	4	0	1
321 Anderson, Ron	RW	56	3	5	8	26	0	0	394 Anderson, Jim	LW	7	1	2	3	2	0	0
322 Hangesleben, Al	LW	18	2	6	8	65	0	0	395 Larouche, Steve	C	7	1	2	3	4	1	0
323 Heward, Jamie	D	19	2	6	8	20	1	0	396 Churla, Shane	RW	11	1	2	3	37	0	0
324 Zizka, Tomas	D	25	2	6	8	16	1	0	397 Clippindale, Steve	LW	16	1	2	3	9	0	0
325 Houda, Doug	D	54	2	6	8	165	0	0	398 Currie, Glen	C	19	1	2	3	9	1	0
326 Lilja, Andreas	D	45	1	7	8	40	1	0	399 Hillman, Larry	D	22	1	2	3	11	0	0
327 Beck, Barry	D	52	1	7	8	53	0	0	400 Inglis, Billy	C	22	1	2	3	0	0	0
328 Halkidis, Bob	D	54	1	7	8	189	0	0	401 Beverley, Nick	D	7	0	3	3	0	0	0
329 Hruedy, Kelly	G	360	0	8	8	66	0	0	402 Grebeschuk, Denis	D	12	0	3	3	12	0	0
330 MacLean, Donald	C	22	5	2	7	4	2	0	403 Monahan, Gary	RW	21	0	3	3	12	0	0
331 Robitaille, Randy	C	18	4	3	7	17	2	0	404 Smithson, Jerred	C	30	0	3	3	25	0	0
332 Loktionov, Andrei	C	20	4	3	7	2	0	0	405 Yushkevich, Dmitry	D	42	0	3	3	24	0	0
333 Kelly, Steve	C	34	3	4	7	6	0	0	406 Westgarth, Kevin	RW	65	0	3	3	114	0	0
334 Holland, Jason	D	57	3	4	7	24	0	0	407 Healy, Glenn	G	83	0	3	3	34	0	0
335 Norton, Brad	D	73	3	4	7	174	0	0	408 Storr, Jamie	G	121	0	3	3	22	0	0
336 Howse, Don	LW	33	2	5	7	6	0	0	409 Fiset, Stephane	G	200	0	3	3	18	0	0
337 Edestrand, Darryl	D	68	1	6	7	61	0	0	410 Vachon, Rogie	G	389	0	3	3	14	0	0
338 Mulvey, Paul	LW	11	0	7	7	50	0	0	411 Strbak, Martin	D	5	2	0	2	8	0	0
339 Holt, Randy	D	78	0	7	7	296	0	0	412 Barrett, Fred	D	15	2	0	2	8	0	0
340 Melanson, Roland	G	119	0	7	7	44	0	0	413 Belanger, Ken	LW	52	2	0	2	109	0	0
341 Croteau, Gary	LW	14	5	1	6	6	3	0	414 Currie, Dan	LW	5	1	1	2	0	0	0
342 Grieve, Brent	LW	18	4	2	6	15	0	0	415 Sims, Al	D	9	1	1	2	16	0	0
343 Volmar, Doug	RW	21	4	2	6	16	0	0	416 Tardif, Patrice	RW	15	1	1	2	37	1	0
344 LaVoie, Dominic	D	8	3	3	6	2	2	0	417 Valicevic, Rob	C	17	1	1	2	8	0	0
345 LaVillie, Kevin	LW	19	3	3	6	2	0	0	418 Paek, Jim	D	18	1	1	2	10	0	0
346 Duncanson, Craig	LW	28	3	3	6	45	0	0	419 Ellis, Matt	LW	19	1	1	2	14	0	1
347 Brown, Kevin	RW	30	3	3	6	22	0	0	420 Segal, Brandon	RW	25	1	1	2	20	0	0
348 Morrison, Dave	RW	31	3	3	6	4	0	0	421 Mair, Adam	C	28	1	1	2	63	0	0
349 Martin, Rick	LW	4	2	4	6	2	1	0	422 Blomsten, Arto	D	6	0	2	2	2	0	0
350 Penner, Dustin	LW	19	2	4	6	2	0	0	423 Babych, Dave	D	8	0	2	2	2	0	0
351 Breault, Frank	RW	27	2	4	6	42	0	0	424 Richmond, Steve	D	9	0	2	2	26	0	0
352 Hoene, Phil	LW	37	2	4	6	22	0	0	425 Schenn, Brayden	C	9	0	2	2	0	0	0
353 Tripp, John	RW	34	1	5	6	33	0	0	426 Schmidt, Chris	C	10	0	2	2	5	0	0
354 Tsygurov, Denis	D	39	1	5	6	33	1	0	427 Dineen, Peter	D	11	0	2	2	8	0	0
355 McBean, Wayne	D	60	0	6	6	49	0	0	428 Abgrall, Dennis	RW	13	0	2	2	4	0	0
356 Lessard, Mario	G	240	0	6	6	30	0	0	429 Clune, Rich	LW	14	0	2	2	26	0	0
357 Hachborn, Len	C	24	4	1	5	2	1	0	430 Halpern, Jeff	C	16	0	2	2	12	0	0
358 Modin, Fredrik	LW	20	3	2	5	14	2	0	431 Murray, Marty	C	19	0	2	2	4	0	0
359 Grimson, Stu	LW	72	3	2	5	235	0	0	432 Baron, Marco	G	21	0	2	2	10	0	0
360 Wiemer, Jim	D	9	2	3	5	20	0	1	433 McAlpine, Chris	D	21	0	2	2	24	0	0
361 Mongrain, Bob	C	11	2	3	5	2	0	0	434 Whyte, Sean	RW	21	0	2	2	12	0	0
362 Gruhl, Scott	LW	14	2	3	5	6	0	0	435 Murray, Jim	D	30	0	2	2	14	0	0
363 Pushkarev, Konstantin	LW	17	2	3	5	8	0	0	436 Crowe, Phil	LW	31	0	2	2	77	0	0
364 Parros, George	RW	55	2	3	5	138	0	0	437 Chapdelaine, Rene	D	32	0	2	2	32	0	0
365 Ronning, Cliff	C	14	1	4	5	8	1	0	438 Matlakus, Markus	G	38	0	2	2	0	0	0

KINGS ALL-TIME SCORING

Player	POS	GP	G	A	PTS	PIM	PPG	SHG	Player	POS	GP	G	A	PTS	PIM	PPG	SHG
439 Stauber, Robb	G	56	0	2	2	22	0	0	512 Marinucci, Chris	C	1	0	0	0	0	0	0
440 Grahame, Ron	G	66	0	2	2	8	0	0	513 Moxey, Jim	RW	1	0	0	0	2	0	0
441 Eliot, Darren	G	84	0	2	2	22	0	0	514 Pageau, Paul	G	1	0	0	0	0	0	0
442 Elkins, Corey	C	3	1	0	1	0	0	0	515 Popiel, Poul	D	1	0	0	0	0	0	0
443 Nechayev, Victor	C	3	1	0	1	0	0	0	516 Scott, Travis	G	1	0	0	0	0	0	0
444 Murray, Brady	C	4	1	0	1	6	0	0	517 Semchuk, Brandy	RW	1	0	0	0	2	0	0
445 Carlin, Brian	LW	5	1	0	1	0	0	0	518 Taylor, Daniel	G	1	0	0	0	0	0	0
446 LaForest, Bob	RW	5	1	0	1	2	1	0	519 Waddell, Don	D	1	0	0	0	0	0	0
447 DiPietro, Paul	C	6	1	0	1	6	0	0	520 Bатыршин, Ruslan	D	2	0	0	0	6	0	0
448 Giroux, Pierre	C	6	1	0	1	17	0	0	521 Blight, Rick	RW	2	0	0	0	2	0	0
449 Gratton, Dan	LW	7	1	0	1	5	0	0	522 Brennan, Rich	D	2	0	0	0	0	0	0
450 Nemecek, Jan	D	7	1	0	1	4	0	0	523 Brown, Rob	RW	2	0	0	0	0	0	0
451 Kanko, Petr	RW	10	1	0	1	0	0	0	524 Carriere, Larry	D	2	0	0	0	0	0	0
452 Luce, Don	C	10	1	0	1	2	0	0	525 Donato, Ted	LW	2	0	0	0	2	0	0
453 McCauley, Alyn	C	10	1	0	1	2	0	0	526 Dufour, Marc	RW	2	0	0	0	0	0	0
454 Redmond, Keith	LW	12	1	0	1	20	0	0	527 Hnilicka, Milan	G	2	0	0	0	0	0	0
455 Walker, Gordie	RW	12	1	0	1	2	0	0	528 James, Connor	C	2	0	0	0	0	0	0
456 Morgan, Jason	C	14	1	0	1	4	0	0	529 Petiot, Richard	D	2	0	0	0	2	0	0
457 Walker, Russ	RW	17	1	0	1	41	0	0	530 Stephenson, Shay	LW	2	0	0	0	0	0	0
458 O'Dwyer, Billy	C	18	1	0	1	15	0	0	531 Williams, Darryl	RW	2	0	0	0	10	0	0
459 Flinn, Ryan	LW	31	1	0	1	84	0	0	532 Witherspoon, Jim	D	2	0	0	0	2	0	0
460 Brennan, Kip	LW	41	1	0	1	158	0	0	533 Bach, Ryan	G	3	0	0	0	0	0	0
461 Muir, Bryan	D	2	0	1	1	2	0	0	534 Convery, Brandon	C	3	0	0	0	4	0	0
462 Brown, Jim	D	3	0	1	1	5	0	0	535 Marson, Mike	LW	3	0	0	0	5	0	0
463 Jay, Bob	D	3	0	1	1	0	0	0	536 Turner, Dean	D	3	0	0	0	4	0	0
464 Crashley, Bart	D	4	0	1	1	6	0	0	537 Caron, Jacques	G	4	0	0	0	0	0	0
465 Germain, Eric	D	4	0	1	1	13	0	0	538 Fukufuji, Yutaka	G	4	0	0	0	0	0	0
466 Goverde, Dave	G	4	0	1	1	0	0	0	539 Hayward, Rick	D	4	0	0	0	5	0	0
467 Jensen, Al	G	5	0	1	1	0	0	0	540 Johnston, Larry	D	4	0	0	0	4	0	0
468 Garland, Scott	C	6	0	1	1	24	0	0	541 Logan, Bob	RW	4	0	0	0	0	0	0
469 Heidt, Mike	D	6	0	1	1	7	0	0	542 McCosh, Shawn	RW	4	0	0	0	4	0	0
470 Helander, Peter	D	7	0	1	1	0	0	0	543 Sheehan, Bobby	C	4	0	0	0	2	0	0
471 Podollan, Jason	RW	7	0	1	1	7	0	0	544 Smith, Dennis	D	4	0	0	0	4	0	0
472 Stanfield, Jim	LW	7	0	1	1	0	0	0	545 Tambellini, Jeff	LW	4	0	0	0	2	0	0
473 Ward, Jason	RW	7	0	1	1	4	0	0	546 Cousineau, Marcel	G	5	0	0	0	0	0	0
474 Weeks, Steve	G	7	0	1	1	0	0	0	547 Jackman, Tim	RW	5	0	0	0	10	0	0
475 Brennan, Dan	LW	8	0	1	1	9	0	0	548 Jenkins, Dean	RW	5	0	0	0	2	0	0
476 Larocque, Denis	D	8	0	1	1	18	0	0	549 Pasin, Dave	LW	5	0	0	0	0	0	0
477 Murphy, Rob	C	8	0	1	1	22	0	0	550 Piskula, Joe	D	5	0	0	0	6	0	0
478 Rutherford, Jim	G	10	0	1	1	0	0	0	551 Schamehorn, Kevin	RW	5	0	0	0	4	0	0
479 Sinisalo, Ilkka	LW	10	0	1	1	4	0	0	552 Seguin, Steve	RW	5	0	0	0	9	0	0
480 Hamel, Gilles	LW	11	0	1	1	2	0	0	553 Short, Steve	D	5	0	0	0	2	0	0
481 Muzzin, Jake	D	11	0	1	1	1	0	0	554 Smith, Billy	G	5	0	0	0	5	0	0
482 Ryan, Matt	C	12	0	1	1	2	0	0	555 Tukonen, Lauri	RW	5	0	0	0	0	0	0
483 Pronger, Sean	C	13	0	1	1	4	0	0	556 Bekar, Derek	RW	6	0	0	0	4	0	0
484 Carter, Anson	RW	15	0	1	1	0	0	0	557 Fortier, Marc	C	6	0	0	0	5	0	0
485 Mikkelsen, Bill	D	15	0	1	1	6	0	0	558 Gans, Dave	C	6	0	0	0	2	0	0
486 Fitzpatrick, Mark	G	17	0	1	1	2	0	0	559 King, Dwight	LW	6	0	0	0	2	0	0
487 Legace, Manny	G	17	0	1	1	0	0	0	560 Gauthier, Gabe	C	8	0	0	0	0	0	0
488 Kuznetsov, Maxim	D	19	0	1	1	20	0	0	561 Thomlinson, Dave	LW	8	0	0	0	21	0	0
489 Burke, Sean	G	23	0	1	1	4	0	0	562 Dufresne, Donald	D	9	0	0	0	10	0	0
490 Potvin, Marc	RW	23	0	1	1	87	0	0	563 Gibson, John	D	10	0	0	0	39	0	0
491 Bernier, Jonathan	G	32	0	1	1	0	0	0	564 Brust, Barry	G	11	0	0	0	0	0	0
492 Cloutier, Dan	G	33	0	1	1	23	0	0	565 Chabot, Frederic	G	12	0	0	0	0	0	0
493 Blake, Mike	G	40	0	1	1	0	0	0	566 Scott, Ron	G	12	0	0	0	2	0	0
494 Tuer, Al	D	45	0	1	1	150	0	0	567 Fuhr, Grant	G	14	0	0	0	2	0	0
495 Keans, Doug	G	56	0	1	1	7	0	0	568 Knickle, Rick	G	14	0	0	0	2	0	0
496 Laskoski, Gary	G	59	0	1	1	6	0	0	569 Passmore, Steve	G	14	0	0	0	0	0	0
497 LaBarbera, Jason	G	93	0	1	1	4	0	0	570 Simmons, Gary	G	18	0	0	0	6	0	0
498 Desjardins, Gerry	G	103	0	1	1	6	0	0	571 Aubin, Jean-Sebastien	G	19	0	0	0	0	0	0
499 Edwards, Gary	G	155	0	1	1	14	0	0	572 Klemm, Jon	D/RW	22	0	0	0	10	0	0
500 Barnes, Blair	RW	1	0	0	0	0	0	0	573 Norris, Jack	G	25	0	0	0	0	0	0
501 Bergeron, J.C.	G	1	0	0	0	0	0	0	574 Gosselin, Mario	G	26	0	0	0	0	0	0
502 Chouinard, Mathieu	G	1	0	0	0	0	0	0	575 Sawchuck, Terry	G	36	0	0	0	0	0	0
503 Cliche, Marc-Andre	C	1	0	0	0	0	0	0	576 Cechmanek, Roman	G	49	0	0	0	2	0	0
504 Foley, Gerry	RW	1	0	0	0	0	0	0	577 Ersberg, Erik	G	53	0	0	0	2	0	0
505 Gladney, Bob	D	1	0	0	0	2	0	0	578 Huet, Cristobal	G	53	0	0	0	4	0	0
506 Hauser, Adam	G	1	0	0	0	0	0	0	579 Berthiaume, Daniel	G	56	0	0	0	10	0	0
507 Hocking, Justin	D	1	0	0	0	0	0	0	580 Rutledge, Wayne	G	82	0	0	0	11	0	0
508 Hoffer, Jim	D	1	0	0	0	2	0	0	581 Dejordy, Denis	G	86	0	0	0	0	0	0
509 Huard, Bill	LW	1	0	0	0	2	0	0	582 Dafeo, Byron	G	87	0	0	0	0	0	0
510 Jaks, Pauli	G	1	0	0	0	0	0	0									
511 Lavigne, Eric	D	1	0	0	0	0	0	0									

KINGS ALL-TIME GOALTENDER STATISTICS

	GOALIE	GP	MIN	GA	SO	EN	SA	S%	GAA	W-L-OT	G	A	PIM
1	Vachon, Rogie	389	22,922	1,091	32	16	—	—	2.86	171-148-66	0	3	14
2	Hrudey, Kelly	360	20,474	1,185	10	34	11,336	.896	3.46	145-135-55	0	8	66
3	Lessard, Mario	240	13,529	843	9	13	—	—	3.74	92-97-39	0	6	30
4	Storr, Jamie	205	10,852	456	16	23	5,055	.910	2.52	85-78-21	0	3	26
5	Fiset, Stephane	200	11,292	532	10	11	5,692	.906	2.83	80-85-22	0	3	18
6	Jonathan Quick	180	10,485	426	14	15	4,820	.912	2.44	96-66-12	0	4	2
7	Edwards, Gary	155	8,794	497	7	3	—	—	3.39	54-68-22	0	1	14
8	Potvin, Felix	136	7,848	308	14	6	3,244	.905	2.35	61-52-16	0	4	25
9	Melanson, Roland	119	6,834	469	3	13	3,580	.869	4.12	40-58-14	0	7	50
10	Desjardins, Gerry	103	5,952	349	7	5	—	—	3.52	25-63-11	0	1	20
11	Janecyk, Bob	102	5,838	404	2	6	3,022	.866	4.15	41-44-12	0	4	42
12	Garon, Mathieu	95	5,225	264	6	7	2,587	.898	3.03	44-36-9	0	4	14
13	LaBarbera, Jason	93	4,849	237	4	9	2,468	4	2.93	33-40-8	0	1	4
14	Dafeo, Byron	87	4,828	284	1	7	2,717	.896	3.53	27-41-13	0	0	6
15	Dejordy, Denis	86	4,813	299	1	3	—	—	3.73	23-45-15	0	0	0
16	Eliot, Darren	84	4,767	361	1	10	2,437	.852	4.54	25-41-11	0	2	22
17	Healy, Glenn	83	4,615	333	1	11	2,503	.869	4.33	37-37-3	0	3	34
18	Rutledge, Wayne	82	4,325	241	2	2	—	—	3.34	28-37-9	0	0	11
19	Grahame, Ron	66	3,705	262	2	1	—	—	4.24	23-32-7	0	2	8
20	Laskoski, Gary	59	2,942	228	0	5	1,533	.851	4.65	19-27-5	0	1	6
21	Berthiaume, Daniel	56	3,098	183	1	3	1,627	.888	3.54	27-21-5	0	0	10
22	Stauber, Robb	56	2,978	189	1	3	1,742	.892	3.81	19-20-9	0	2	20
23	Keans, Doug	56	2,753	187	0	8	—	—	4.08	13-18-13	0	1	7
24	Ersberg, Erik	53	2,827	120	2	5	1,337	.910	2.55	18-19-10	0	0	2
25	Huet, Cristobal	53	2,740	110	4	9	1,202	.908	2.41	14-20-11	0	0	4
26	Cechmanek, Roman	49	2,701	113	5	3	1,198	.906	2.51	18-21-6	0	0	2
27	Blake, Mike	40	2,117	150	0	3	—	—	4.25	13-15-5	0	1	8
28	Mattsson, Markus	38	2,000	144	2	2	984	.854	4.32	12-13-6	0	2	2
29	Sawchuk, Terry	36	1,936	99	2	2	—	—	3.07	11-14-6	0	0	0
30	Cloutier, Dan	33	1,770	113	0	3	855	.868	3.83	8-18-3	0	1	23
31	Bernier, Jonathan	32	1,801	77	4	3	864	.911	2.57	15-11-3	0	1	0
32	Gosselin, Mario	26	1,226	79	0	4	583	.864	3.87	7-11-1	0	0	0
33	Norris, Jack	25	1,305	85	0	1	—	—	3.90	7-11-2	0	1	0
34	Burke, Sean	23	1,310	68	1	2	687	.901	3.11	6-10-5	0	1	4
35	Baron, Marco	21	1,211	87	0	5	633	.863	4.31	3-14-4	0	2	10
36	Aubin, Jean-Sebastien	19	828	44	0	3	385	.886	3.19	5-6-1	0	0	0
37	Simmons, Gary	18	933	60	0	2	—	—	3.86	3-9-3	0	0	6
38	Fitzpatrick, Mark	17	957	64	0	3	563	.886	4.01	6-7-3	0	1	2
39	Legace, Manny	17	899	39	0	5	439	.911	2.60	2-9-2	0	1	0
40	Passmore, Steve	14	718	37	1	2	310	.881	3.09	3-8-1	0	0	4
41	Knickle, Rick	14	706	44	0	2	363	.879	3.74	7-6-0	0	0	2
42	Fuhr, Grant	14	698	47	0	3	379	.876	4.04	1-7-3	0	0	2
43	Scott, Ron	12	654	40	0	2	319	.875	3.67	5-6-0	0	0	2
44	Chabot, Frederic	12	554	29	0	0	267	.891	3.14	3-3-2	0	0	0
45	Brust, Barry	11	486	30	0	2	245	.878	3.70	2-4-1	0	0	0
46	Rutherford, Jim	10	560	53	0	0	—	—	5.68	6-3-0	0	1	0
47	Weeks, Steve	7	252	17	0	1	136	.875	4.05	1-3-0	0	1	0
48	Jensen, Al	5	300	27	0	1	154	.825	5.40	1-4-0	0	1	0
49	Smith, Billy	5	300	23	0	0	—	—	4.60	1-3-1	0	0	5
50	Goverde, Dave	5	278	29	0	1	151	.808	6.26	1-4-0	0	1	0
51	Cousineau, Marcel	5	171	6	0	0	64	.906	2.11	1-1-0	0	0	0
52	Caron, Jacques	4	200	13	0	1	—	—	3.90	0-2-0	0	0	0
53	Fukufuji, Yutaka	4	96	7	0	0	43	.837	4.38	0-3-0	0	0	0
54	Bach, Ryan	3	108	8	0	0	66	.879	4.44	0-3-0	0	0	0
55	Hnilicka, Milan	2	80	5	0	0	42	.881	3.75	0-1-0	0	0	0
56	Pageau, Paul	1	60	8	0	0	—	—	8.00	0-1-0	0	0	0
57	Bergeron, J.C.	1	56	4	0	0	35	.886	4.29	0-1-0	0	0	0
58	Hauser, Adam	1	51	6	0	0	24	.750	7.06	0-0-0	0	0	0
59	Jaks, Pauli	1	40	2	0	0	25	.920	3.00	0-0-0	0	0	0
60	Scott, Travis	1	25	3	0	0	10	.700	7.20	0-0-0	0	0	0
61	Taylor, Daniel	1	20	2	0	0	10	.800	6.00	0-0-0	0	0	0
62	Chouinard, Mathieu	1	3	0	0	0	2	1.000	0.00	0-0-0	0	0	0

KINGS LEADERS YEAR-BY-YEAR

SEASON	GOALS	ASSISTS	POINTS	PPG'S	PIM
1967-68	Flett - 26	Joyal - 34	Joyal - 57	Joyal, Lemieux - 5	Amadio - 101
1968-69	Joyal - 33	Lemieux - 29	Joyal - 52	Joyal - 9	Rolfe - 85
1969-70	Shack - 22	Goring, Rochefort - 23	Lonsberry - 42	Joyal - 6	Lonsberry - 118
1970-71	Byers - 27	Widing - 40	Widing - 65	Pulford - 6	Marotte - 96
1971-72	Widing - 27	Backstrom, Goring - 29	Widing - 55	Backstrom - 7	Corrigan - 95
1972-73	Corrigan - 37	Widing - 54	Widing - 70	Berry, Corrigan - 14	Corrigan - 146
1973-74	Goring - 28	St. Marseille - 36	Goring - 61	Berry - 8	Corrigan, Harper - 119
1974-75	Nevin - 31	Nevin - 41	Nevin - 72	Berry, Nevin, Widing - 7	Maloney - 165
1975-76	Dionne - 40	Dionne - 54	Dionne - 94	Corrigan - 9	Hutchison - 181
1976-77	Dionne - 53	Dionne - 69	Dionne - 122	Williams - 15	Schultz - 232
1977-78	Goring - 37	Dionne - 43	Dionne - 79	Dionne, Goring - 9	Wilson - 127
1978-79	Dionne - 59	Dionne - 71	Dionne - 130	Dionne - 19	Holt - 202
1979-80	Simmer - 56**	Dionne - 84	Dionne - 137**	Simmer - 21*	Wells - 113
1980-81	Dionne - 58	Dionne - 77	Dionne - 135	Dionne, Simmer - 23	Wells - 155
1981-82	Dionne - 50	Dionne, Taylor - 67	Dionne - 117	Dionne - 17	Wells - 145
1982-83	Dionne - 56	Dionne, Simmer - 51	Dionne - 107	Dionne - 17	Wells - 167
1983-84	Simmer - 44	Nicholls - 54	Nicholls - 95	Dionne, Simmer - 13	Wells - 141
1984-85	Dionne, Nicholls - 46	Dionne - 80	Dionne - 126	Dionne - 16	Wells - 185
1985-86	Dionne, Nicholls - 36	Nicholls - 61	Nicholls - 97	Dionne, Taylor - 11	Williams - 320
1986-87	Robitaille - 45	Dionne - 50	Robitaille - 84	Carson, Robitaille - 18	Williams - 358
1987-88	Carson - 55	Robitaille - 58	Robitaille - 111	Carson - 22	Playfair - 197
1988-89	Nicholls - 70	Gretzky - 114**	Gretzky - 168	Nicholls - 21	McSorley - 350
1989-90	Robitaille - 52	Gretzky - 102*	Gretzky - 142*	Robitaille - 20	McSorley - 322
1990-91	Robitaille, Sandstrom - 45	Gretzky - 122*	Gretzky - 163*	Sandstrom - 16	Miller - 259
1991-92	Robitaille - 44	Gretzky - 90*	Gretzky - 121	Robitaille - 26	McSorley - 268
1992-93	Robitaille - 63	Robitaille - 62	Robitaille - 125	Robitaille - 24	McSorley - 399*
1993-94	Robitaille - 44	Gretzky - 92*	Gretzky - 130*	Robitaille - 24	Rychel - 322
1994-95***	Tocchet - 18	Gretzky - 37	Gretzky - 48	Tocchet - 7	Johnson - 102
1995-96	Khristich - 27	Gretzky - 66	Gretzky - 81	Khristich - 12	McSorley - 148
1996-97	Ferraro - 25	Khristich - 37	Khristich - 56	Ferraro - 11	Johnson - 194
1997-98	Murray - 29	Stumpel - 58	Stumpel - 79	Blake - 11	Johnson - 249
1998-99	Robitaille - 39	Robitaille - 35	Robitaille - 74	Robitaille - 11	O'Donnell - 186
1999-00	Robitaille - 36	Stumpel - 41	Robitaille - 74	Robitaille - 13	Laperriere - 185
2000-01	Palffy - 38	Palffy, Robitaille - 51	Palffy - 89	Robitaille - 16	Grimson - 235
2001-02	Palffy - 32	Allison - 55	Allison - 74	Palffy - 15	Laperriere - 125
2002-03	Palffy - 37	Palffy - 48	Palffy - 85	Palffy, Schneider - 10	Laperriere - 122
2003-04	Frolov - 24	Robitaille, Stumpel - 29	Robitaille - 51	Robitaille - 12	Avery - 261*
2004-05	DNP - Lockout				
2005-06	Cammalleri - 26	Visnovsky - 50	Visnovsky - 67	Cammalleri - 15	Avery - 257*
2006-07	Frolov - 35	Cammalleri - 46	Cammalleri - 80	Cammalleri - 16	Ivanans - 140
2007-08	Brown - 33	Kopitar - 45	Kopitar - 77	Brown, Kopitar - 12	Ivanans - 134
2008-09	Frolov - 32	Kopitar - 39	Kopitar - 66	Frolov - 12	Ivanans - 145
2009-10	Kopitar - 34	Kopitar - 47	Kopitar - 81	Kopitar - 14	Ivanans - 136
2010-11	Brown - 28	Kopitar - 48	Kopitar - 73	Smyth - 9	Clifford - 141

*Led NHL **Tied for NHL lead ***48-game season

Bold = All-time franchise single season leader

KINGS GOALTENDER LEADERS YEAR-BY-YEAR

SEASON	GP (Minutes)	SO	S%	GAA	WINS
1967-68	Rutledge - 45 (2,444)	Rutledge/Sawchuk - 2	—	Rutledge - 2.87	Rutledge - 20
1968-69	Desjardins - 60 (3,499)	Desjardins - 4	—	Desjardins - 3.26	Desjardins - 18
1969-70	Desjardins - 43 (2,453)	Desjardins - 3	—	Desjardins - 3.89	Desjardins - 7
1970-71	Dejordy - 60 (3,375)	Dejordy - 1	—	Dejordy - 3.80	Dejordy - 18
1971-72	Edwards - 44 (2,503)	Edwards - 2	—	Edwards - 3.60	Edwards - 13
1972-73	Vachon - 53 (3,120)	Vachon - 4	—	Vachon - 2.85	Vachon - 22
1973-74	Vachon - 65 (3,751)	Vachon - 5	—	Vachon - 2.80	Vachon - 28
1974-75	Vachon - 54 (3,239)	Vachon - 6	—	Vachon - 2.24	Vachon - 27
1975-76	Vachon - 51 (3,060)	Vachon - 5	—	Vachon - 3.14	Vachon - 26
1976-77	Vachon - 68 (4,059)	Vachon - 8	—	Vachon - 2.72	Vachon - 33
1977-78	Vachon - 70 (4,107)	Vachon - 4	—	Vachon - 2.86	Vachon - 29
1978-79	Lessard - 49 (2,860)	Lessard - 4	—	Lessard - 3.10	Lessard - 23
1979-80	Lessard - 50 (2,836)	Grahame - 2	—	Lessard - 3.91	Lessard - 18
1980-81	Lessard - 64 (3,746)	Lessard - 2	—	Lessard - 3.25	Lessard - 35*
1981-82	Lessard - 52 (2,933)	Lessard - 2	—	Kears - 4.30	Lessard - 13
1982-83	Laskoski - 46 (2,277)	Lessard/Mattsson - 1	Laskoski - .857	Laskoski - 4.56	Laskoski - 15
1983-84	Blake - 29 (1,634)	Mattsson - 1	Blake - .868	Blake - 4.33	Blake - 9
1984-85	Janecyk - 51 (3,002)	Janecyk - 2	Janecyk - .877	Janecyk - 3.66	Janecyk - 22
1985-86	Janecyk - 38 (2,083)	—	Janecyk - .857	Janecyk - 4.67	Janecyk - 14
1986-87	Melanson - 46 (2,734)	Eliot/Melanson - 1	Melanson - .882	Melanson - 3.69	Melanson - 18
1987-88	Melanson - 47 (2,676)	Melanson - 2	Healy - .866	Healy - 4.33	Melanson - 17
1988-89	Healy - 48 (2,699)	Hrudey - 1	Healy - .873	Healy - 4.27	Healy - 25
1989-90	Hrudey - 52 (2,860)	Hrudey - 2	Hrudey - .873	Gosselin - 3.87	Hrudey - 22
1990-91	Hrudey - 47 (2,730)	Hrudey - 3	Hrudey - .900	Hrudey - 2.90	Hrudey - 26
1991-92	Hrudey - 60 (3,509)	Hrudey - 1	Hrudey - .897	Hrudey - 3.37	Hrudey - 26
1992-93	Hrudey - 50 (2,718)	Hrudey - 2	Stauber - .888	Stauber - 3.84	Hrudey - 18
1993-94	Hrudey - 64 (3,713)	Hrudey/Stauber - 1	Hrudey - .897	Hrudey - 3.68	Hrudey - 22
1994-95***	Hrudey - 35 (1,894)	—	Hrudey - .910	Hrudey - 3.14	Hrudey - 14
1995-96	Dafoe - 47 (2,666)	Dafoe - 1	Hrudey - .907	Hrudey - 3.26	Dafoe - 14
1996-97	Fiset - 44 (2,482)	Fiset - 4	Dafoe - .905	Dafoe - 3.11	Dafoe/Fiset - 13
1997-98	Fiset - 60 (3,497)	Fiset/Storr - 2	Fiset - .909	Fiset - 2.71	Fiset - 26
1998-99	Fiset - 42 (2,403)	Storr - 4	Storr - .916	Storr - 2.40	Fiset - 18
1999-00	Fiset - 47 (2,592)	Fiset/Storr - 1	Storr - .908	Storr - 2.53	Fiset - 20
2000-01	Storr - 45 (2,498)	Potvin - 5	Storr - .899	Storr - 2.74	Storr - 19
2001-02	Potvin - 71 (4,071)	Potvin - 6	Potvin - .907	Potvin - 2.31	Potvin - 31
2002-03	Potvin - 42 (2,367)	Potvin/Storr - 3	Storr - .905	Storr - 2.55	Potvin - 17
2003-04	Cechmanek - 49 (2,701)	Cechmanek - 5	Huet - .907	Huet - 2.43	Cechmanek - 18
2004-05	DNP - Lockout				
2005-06	Garon - 63 (3,446)	Garon - 4	LaBarbera - .900	LaBarbera - 2.89	Garon - 31
2006-07	Garon - 32 (1,779)	Garon - 2	Garon - .907	Garon - 2.66	Garon - 13
2007-08	LaBarbera - 45 (2,421)	Ersberg - 2	LaBarbera - .910	LaBarbera - 3.00	LaBarbera - 17
2008-09	Quick - 44 (2,495)	Quick - 4	Quick - .914	Quick - 2.48	Quick - 21
2009-10	Quick - 72 (4,258)	Quick - 4	Quick - .907	Quick - 2.54	Quick - 39
2010-11	Quick - 61 (3,591)	Quick - 6	Quick - .918	Quick - 2.24	Quick - 35

Note: Goalies need to appear in a minimum of 25 games to be eligible as category leaders for save percentage and goals-against average.

*Led NHL

**Tied for NHL lead

***48-game season

Bold = All-time franchise single season leader

KINGS ALL-TIME TOP TEN

GAMES PLAYED

No.	Player	Total
1	Dave Taylor	1,111
2	Luc Robitaille	1,077
3	Marcel Dionne	921
4	Rob Blake	805
5	Mattias Norstrom	780
6	Butch Goring	736
7	Mike Murphy	673
8	Mark Hardy	616
9	Jay Wells	604
10	Bernie Nicholls	602

GOALS

No.	Player	Total
1	Luc Robitaille	557
2	Marcel Dionne	550
3	Dave Taylor	431
4	Bernie Nicholls	327
5	Butch Goring	275
6	Wayne Gretzky	246
7	Charlie Simmer	222
8	Mike Murphy	194
9	Jim Fox	186
10	Alexander Frolov	168

ASSISTS

No.	Player	Total
1	Marcel Dionne	757
2	Wayne Gretzky	672
3	Dave Taylor	638
4	Luc Robitaille	597
5	Bernie Nicholls	431
6	Butch Goring	384
7	Rob Blake	333
8	Jim Fox	293
9	Mike Murphy	263
10	Mark Hardy	250

POINTS

No.	Player	Total
1	Marcel Dionne	1,307
2	Luc Robitaille	1,154
3	Dave Taylor	1,069
4	Wayne Gretzky	918
5	Bernie Nicholls	758
6	Butch Goring	659
7	Rob Blake	494
8	Jim Fox	479
9	Charlie Simmer	466
10	Mike Murphy	457

PENALTY MINUTES

No.	Player	Total
1	Marty McSorley	1,846
2	Dave Taylor	1,589
3	Jay Wells	1,446
4	Rob Blake	1,231
5	Ian Laperriere	1,017
6	Sean O'Donnell	940
7	Luc Robitaille	924
8	Jay Miller	865
9	Mark Hardy	858
10	Tony Granato	821

PPG'S

No.	Player	Total
1	Luc Robitaille	210
2	Marcel Dionne	172
3	Dave Taylor	123
4	Bernie Nicholls	100
5	Rob Blake	92
6	Charlie Simmer	79
7	Wayne Gretzky	63
8	Butch Goring	62
9	Dustin Brown	52
10	Anze Kopitar	46

SHG'S

No.	Player	Total
1	Bernie Nicholls	25
2	Butch Goring	20
3	Mike Murphy	19
4	Wayne Gretzky	17
5	Ziggy Palffy	10
6	Marcel Dionne	9
7	Glen Murray	8
8	Yanic Perreault	8
9	Jari Kurri	8
10	Five Tied	7

PLUS/MINUS

No.	Player	Total
1	Dave Taylor	181
2	Marcel Dionne	106
3	Ziggy Palffy	85
4	Charlie Simmer	83
5	Bob Murdoch	79
6	Terry Harper	69
7	Bob Nevin	54
8	Steve Duchesne	49
9	Jozef Stumpel	48
10	Sheldon Kannegiesser	47

GWG'S

No.	Player	Total
1	Luc Robitaille	73
2	Marcel Dionne	59
3	Dave Taylor	47
4	Rob Blake	29
5	Mike Murphy	28
6	Butch Goring	28
7	Alexander Frolov	25
8	Ziggy Palffy	24
9	Charlie Simmer	24
10	Bernie Nicholls	22

DEFENSEMAN GP

No.	Player	Total
1	Rob Blake	805
2	Mattias Norstrom	780
3	Mark Hardy	616
4	Jay Wells	604
5	Sean O'Donnell	541
6	Lubomir Visnovsky	499
7	Marty McSorley	472
8	Jaroslav Modry	454
9	Steve Duchesne	442
10	Bob Murdoch	414

DEFENSEMAN GOALS

No.	Player	Total
1	Rob Blake	161
2	Steve Duchesne	99
3	Marty McSorley	71
4	Lubomir Visnovsky	70
5	Mark Hardy	53
6	Larry Murphy	52
7	Garry Galley	44
8	Bob Murdoch	41
9	Mathieu Schneider	37
10	Jaroslav Modry	35

DEFENSEMAN ASSISTS

No.	Player	Total
1	Rob Blake	333
2	Mark Hardy	250
3	Steve Duchesne	216
4	Lubomir Visnovsky	209
5	Marty McSorley	163
6	Larry Murphy	155
7	Jay Wells	143
8	Bob Murdoch	130
9	Jaroslav Modry	129
10	Mattias Norstrom	128

KINGS ALL-TIME TOP TEN

DEFENSEMAN PTS

No.	Player	Total
1	Rob Blake	494
2	Steve Duchesne	315
3	Mark Hardy	303
4	Lubomir Visnovsky	279
5	Marty McSorley	234
6	Larry Murphy	207
7	Jay Wells	177
8	Bob Murdoch	171
9	Jaroslav Modry	164
10	Garry Galley	159

DEFENSEMAN PIM

No.	Player	Total
1	Marty McSorley	1,846
2	Jay Wells	1,446
3	Rob Blake	1,231
4	Sean O'Donnell	940
5	Mark Hardy	858
6	Dave Hutchison	605
7	Dean Kennedy	591
8	Mattias Norstrom	583
9	Tim Watters	529
10	Bob Murdoch	497

DEFENSEMAN PPG'S

No.	Player	Total
1	Rob Blake	92
2	Steve Duchesne	33
3	Lubomir Visnovsky	31
4	Mark Hardy	26
5	Larry Murphy	22
6	Mathieu Schneider	21
7	Jaroslav Modry	19
8	Alexei Zhitnik	18
9	Drew Doughty	17
10	Garry Galley	16

DEFENSEMAN SHG'S

No.	Player	Total
1	Marty McSorley	7
2	Steve Duchesne	5
3	Mark Hardy	3
4	Mattias Norstrom	2
	Chris Snell	2
	Larry Murphy	2
7	Several Tied	1

DEFENSEMAN +/-

No.	Player	Total
1	Bob Murdoch	79
2	Terry Harper	69
3	Steve Duchesne	49
4	Sheldon Kannegiesser	47
5	Tom Laidlaw	38
6	Tim Watters	32
7	Larry Robinson	30
8	Dave Hutchison	27
9	Joe Corvo	25
10	Gary Sargent	22

DEFENSEMAN GWG'S

No.	Player	Total
1	Rob Blake	29
2	Steve Duchesne	13
3	Lubomir Visnovsky	10
4	Drew Doughty	9
5	Mark Hardy	7
6	Joe Corvo	6
	Jay Wells	6
8	Gary Galley	5
9	Six Tied	4

KINGS ALL-TIME TOP TEN

GOALIE GP			GOALIE WINS			GOALIE SHUTOUTS		
No.	Goaltender	Total	No.	Goaltender	Total	No.	Goaltender	Total
1	Rogie Vachon	389	1	Rogie Vachon	171	1	Rogie Vachon	32
2	Kelly Hrudey	360	2	Kelly Hrudey	145	2	Jaime Storr	16
3	Mario Lessard	240	3	Jonathan Quick	96	3	Jonathan Quick	14
4	Jamie Storr	205	4	Mario Lessard	92		Felix Potvin	14
5	Stephane Fiset	200	5	Jamie Storr	85	5	Stephane Fiset	10
6	Jonathan Quick	180	6	Stephane Fiset	80		Kelly Hrudey	10
7	Gary Edwards	155	7	Felix Potvin	61	7	Mario Lessard	9
8	Felix Potvin	136	8	Gary Edwards	54	8	Gary Edwards	7
9	Roland Melanson	119	9	Mathieu Garon	44		Gerry Desjardins	7
10	Gerry Desjardins	103	10	Bob Janecyk	41	10	Mathieu Garon	6

GOALIE GAA*			GOALIE SAVE PCT*^		
No.	Goaltender	Total	No.	Goaltender	Total
1	Felix Potvin	2.35	1	Jonathan Quick	.912
2	Cristobal Huet	2.41	2	Erik Ersberg	.910
3	Jonathan Quick	2.44		Jamie Storr	.910
4	Jamie Storr	2.52	4	Cristobal Huet	.908
5	Erik Ersberg	2.55	5	Stephane Fiset	.906
6	Stephane Fiset	2.83	6	Felix Potvin	.905
7	Rogie Vachon	2.86	7	Jason LaBarbera	.904
8	Jason LaBarbera	2.93	8	Mathieu Garon	.898
9	Mathieu Garon	3.03	9	Byron Dafoe	.896
10	Wayne Rutledge	3.34		Kelly Hrudey	.896

*Minimum 50 games

^NHL started keeping Save Percentage in 1982-83

KINGS ALL-TIME GOAL-SCORING BY POSITION

LEFT WING			CENTER			RIGHT WING		
No.	Player	Total	No.	Player	Total	No.	Player	Total
1	Luc Robitaille	557	1	Marcel Dionne	550	1	Dave Taylor	431
2	Charlie Simmer	222	2	Bernie Nicholls	327	2	Mike Murphy	194
3	Alexander Frolov	168	3	Butch Goring	275	3	Jim Fox	186
4	Bob Berry	159	4	Wayne Gretzky	246	4	Ziggy Palffy	150
5	Tony Granato	148	5	Anze Kopitar	138	5	Dustin Brown	141
6	Tommy Williams	114	6	Juha Widing	131	6	Tomas Sandstrom	117
7	Michael Cammalleri	93	7	Jimmy Carson	108	7	Jari Kurri	108
8	Mike Donnelly	87	8	Eddie Joyal	105	8	Mike Corrigan	106
9	John Tonelli	76	9	Bryan Smolinski	78	9	Glen Murray	103
10	Steve Jensen	71	10	Two Tied	76	10	Don Kozak	94

DEFENSEMAN		
No.	Defenseman	Total
1	Rob Blake	161
2	Steve Duchesne	99
3	Marty McSorley	71
4	Lubomir Visnovsky	70
5	Mark Hardy	53
6	Larry Murphy	52
7	Garry Galley	44
8	Bob Murdoch	41
9	Mathieu Schneider	37
10	Jaroslav Modry	35

KINGS SEASON BESTS

GOALS			GWG'S		
No.	Player	Total Season	No.	Player	Total Season
1	Bernie Nicholls	70 1988-89	1	Marcel Dionne	9 1980-81
2	Luc Robitaille	63 1992-93		Charlie Simmer	9 1980-81
3	Marcel Dionne	59 1978-79	3	Bryan Smolinski	8 2002-03
4	Marcel Dionne	58 1980-81		Ziggy Palffy	8 2000-01
5	Marcel Dionne	56 1982-83		Luc Robitaille	8 1992-93
	Charlie Simmer	56 1980-81		Tony Granato	8 1991-92
	Charlie Simmer	56 1979-80		Mike Krushelnyski	8 1988-89
				Charlie Simmer	8 1979-80

ASSISTS			DEFENSEMAN GOALS		
No.	Player	Total Season	No.	Player	Total Season
1	Wayne Gretzky	122 1990-91	1	Steve Duchesne	25 1988-89
2	Wayne Gretzky	114 1988-89	2	Rob Blake	23 1997-98
3	Wayne Gretzky	102 1989-90	3	Larry Murphy	22 1981-82
4	Wayne Gretzky	92 1993-94	4	Steve Duchesne	21 1990-91
5	Wayne Gretzky	90 1991-92	5	Rob Blake	20 1993-94
				Steve Duchesne	20 1989-90

POINTS			DEFENSEMAN ASSISTS		
No.	Player	Total Season	No.	Player	Total Season
1	Wayne Gretzky	168 1988-89	1	Larry Murphy	60 1980-81
2	Wayne Gretzky	163 1990-91	2	Lubomir Visnovsky	50 2005-06
3	Bernie Nicholls	150 1988-89		Steve Duchesne	50 1988-89
4	Wayne Gretzky	142 1989-90	4	Paul Coffey	49 1992-93
5	Marcel Dionne	137 1979-80	5	Rob Blake	48 1993-94
				Larry Murphy	48 1982-83

PENALTY MINUTES			DEFENSEMAN PTS		
No.	Player	Total Season	No.	Player	Total Season
1	Marty McSorley	399 1992-93	1	Larry Murphy	76 1980-81
2	Dave Williams	358 1986-87	2	Steve Duchesne	75 1988-89
3	Marty McSorley	350 1988-89	3	Rob Blake	68 1993-94
4	Warren Rychel	322 1993-94	4	Lubomir Visnovsky	67 2005-06
	Marty McSorley	322 1989-90	5	Larry Murphy	66 1981-82

PPG'S			DEFENSEMAN PIM		
No.	Player	Total Season	No.	Player	Total Season
1	Luc Robitaille	26 1991-92	1	Marty McSorley	399 1992-93
2	Luc Robitaille	24 1993-94	2	Marty McSorley	350 1988-89
	Luc Robitaille	24 1992-93	3	Marty McSorley	322 1989-90
4	Marcel Dionne	23 1980-81	4	Marty McSorley	268 1991-92
	Charlie Simmer	23 1980-81	5	Jay Wells	226 1985-86

SHG'S			DEFENSEMAN PPG'S		
No.	Player	Total Season	No.	Player	Total Season
1	Bernie Nicholls	8 1988-89	1	Rob Blake	12 1999-00
2	Bernie Nicholls	7 1987-88	2	Rob Blake	11 2006-07
3	Pavol Demitra	5 2005-06		Rob Blake	11 1997-98
	Steve Duchesne	5 1988-89		Alexei Zhitnik	11 1993-94
	Wayne Gretzky	5 1988-89	5	Lubomir Visnovsky	10 2005-06
	Mike Murphy	5 1982-83		Mathieu Schneider	10 2002-03
	Butch Goring	5 1975-76		Rob Blake	10 1992-93

PLUS/MINUS			DEFENSEMAN SHG'S		
No.	Player	Total Season	No.	Player	Total Season
1	Marcel Dionne	55 1980-81	1	Steve Duchesne	5 1988-89
2	Marty McSorley	48 1990-91	2	Marty McSorley	3 1992-93
3	Dave Taylor	47 1980-81	3	Chris Snell	2 1994-95
	Charlie Simmer	47 1979-80			
5	Sheldon Kannegiesser	41 1974-75			

KINGS SEASON BESTS

DEFENSEMAN +/-

No. Player	Total	Season
1 Marty McSorley	48	1990-91
2 Sheldon Kannegiesser	41	1974-75
3 Bob Murdoch	39	1974-75
4 Terry Harper	38	1974-75
5 Bob Murdoch	36	1976-77

DEFENSEMAN GWG'S

No. Player	Total	Season
1 Rob Blake	6	1993-94
2 Drew Doughty	5	2009-10
Rob Blake	5	1999-00
4 Rob Blake	4	1997-98
Rob Blake	4	1992-93
Steve Duchesne	4	1987-88

GOALIE GP

No. Player	Total	Season
1 Jonathan Quick	72	2009-10
2 Felix Potvin	71	2001-02
3 Rogie Vachon	70	1977-78
4 Rogie Vachon	68	1976-77
5 Rogie Vachon	65	1973-74

GOALIE WINS

No. Player	Total	Season
1 Jonathan Quick	39	2009-10
2 Jonathan Quick	35	2010-11
Mario Lessard	35	1980-81
4 Rogie Vachon	33	1976-77
5 Mathieu Garon	31	2005-06
Felix Potvin	31	2001-02

GOALIE SHUTOUTS

No. Player	Total	Season
1 Rogie Vachon	8	1976-77
2 Jonathan Quick	6	2010-11
Felix Potvin	6	2001-02
Rogie Vachon	6	1974-75
5 Roman Cechmanek	5	2003-04
Felix Potvin	5	2000-01
Rogie Vachon	5	1975-76
Rogie Vachon	5	1973-74

GOALIE GAA

(Minimum 25 Games)

No. Goaltender	Total	Season
1 Jonathan Quick	2.24	2010-11
Rogie Vachon	2.24	1974-75
3 Felix Potvin	2.31	2001-02
4 Gary Edwards	2.34	1974-75
5 Jamie Storr	2.40	1998-99

GOALIE SAVE PCT

(Minimum 25 Games)

No. Goaltender	Total	Season
1 Jonathan Quick	.918	2010-11
2 Jamie Storr	.916	1998-99
3 Stephane Fiset	.915	1998-99
4 Jonathan Quick	.914	2008-09
5 Jonathan Bernier	.913	2010-11

KINGS ALL-TIME HAT TRICKS

1967-68

1. Bill Flett, 11/5/67 at Detroit
2. Lowell MacDonald,
11/19/67 vs. Montreal
3. Bill Flett, 2/1/68 at Detroit

1968-69

4. Eddie Joyal, 12/4/68 vs. Philadelphia
5. Bill Flett, 12/11/68 vs. Detroit
6. Eddie Joyal, 2/19/69 at Minnesota
7. Ted Irvine, 3/18/69 vs. Oakland

1969-70

8. Eddie Shack, 10/18/69 vs. Oakland

1970-71

- None

1971-72

9. Butch Goring, 4/1/72 vs. California

1972-73

10. Butch Goring, 10/31/72 vs. Vancouver
11. Butch Goring,
11/4/72 vs. NY Islanders
12. #Serge Bernier, 12/24/72 at California
13. Bob Berry, 1/24/73 vs. St. Louis
14. Mike Corrigan, 3/21/73 vs. Toronto

1973-74

15. Gene Carr, 3/9/74 vs. Boston
16. Don Kozak, 4/6/74 vs. Vancouver

1974-75

17. Bob Nevin, 10/13/74 at Buffalo
18. Don Kozak, 10/24/74 vs. Buffalo
19. Bob Nevin, 1/19/75 at Montreal
20. Juha Widing, 1/23/75 vs. Toronto
21. #Butch Goring, 3/1/75 vs. Minnesota
22. Juha Widing, 3/4/75 vs. Kansas City

1975-76

23. Butch Goring, 10/22/75 at Chicago
24. Marcel Dionne,
10/28/75 vs. Washington
25. Marcel Dionne, 12/10/75 vs. St. Louis
26. Marcel Dionne, 12/23/75 at Boston
27. Butch Goring, 1/1/76 at Buffalo
28. #Mike Murphy, 1/22/76 vs. Toronto
29. Marcel Dionne, 2/11/76 at Chicago
30. Tommy Williams,
3/30/76 at Kansas City

1976-77

31. Mike Murphy,
10/16/76 vs. Washington
32. Marcel Dionne, 12/27/76 at Detroit
33. Butch Goring, 2/2/77 vs. Washington
34. Marcel Dionne, 2/27/77 at Buffalo
35. Marcel Dionne, 4/2/77 vs. Minnesota
36. Butch Goring, 4/3/77 at Colorado

1977-78

37. Marcel Dionne,
11/8/77 at Washington
38. Butch Goring, 11/24/77 vs. Pittsburgh
39. #Syl Apps, Jr.,
12/21/77 vs. Minnesota
40. Dave Taylor, 1/14/78 at Atlanta
41. Butch Goring, 2/1/78 vs. Washington

1978-79

42. Marcel Dionne,
11/11/78 vs. Minnesota
43. #Marcel Dionne, 1/13/79 at Detroit
44. Marcel Dionne, 3/3/79 vs. Chicago

1979-80

45. #Marcel Dionne,
10/23/79 at Colorado
46. #Mike Murphy, 10/27/79 vs. Toronto
47. Marcel Dionne, 11/4/79 at Chicago
48. Marcel Dionne, 1/6/80 at Winnipeg
49. Dave Taylor, 1/9/80 at Chicago
50. Marcel Dionne, 1/12/80 at Minnesota

1980-81

51. Charlie Simmer, 10/16/80 vs. Quebec
52. Dave Taylor, 10/28/80 at Colorado
53. #Charlie Simmer,
11/1/80 at NY Islanders
54. Marcel Dionne,
11/5/80 at Washington
55. Marcel Dionne, 11/12/80 vs. Montreal
56. Charlie Simmer, 1/24/81 at Boston
57. #Dave Taylor, 3/14/81 vs. Minnesota

1981-82

58. John Paul Kelly,
10/20/81 at NY Islanders
59. Marcel Dionne,
10/20/81 at NY Islanders
60. #Marcel Dionne, 11/18/81 vs. Detroit
61. Steve Bozek, 12/9/81 vs. Edmonton
62. #Ian Turnbull, 12/12/81 vs. Vancouver
63. Steve Bozek, 12/27/81 at Edmonton
64. Bernie Nicholls, 3/17/82 vs. Calgary
65. Bernie Nicholls,
3/20/82 vs. Pittsburgh
66. Bernie Nicholls,
3/27/82 vs. Colorado

1982-83

67. Marcel Dionne,
1/11/83 at Washington
68. John Paul Kelly, 2/10/83 vs. Buffalo
69. Charlie Simmer, 2/12/83 at Pittsburgh
70. Marcel Dionne, 2/17/83 at Detroit

1983-84

71. #Bernie Nicholls,
10/20/83 vs. Edmonton
72. Ken Houston,
10/22/83 vs. New Jersey
73. Bernie Nicholls, 10/25/83 vs. Hartford
74. #Brian MacLellan,
11/3/83 at Philadelphia
75. Charlie Simmer, 12/1/83 vs. Winnipeg
76. Marcel Dionne,
12/26/83 at Vancouver
77. Marcel Dionne, 12/30/83 at Hartford

1984-85

78. Dave Taylor, 10/31/84 at Vancouver
79. #Bernie Nicholls, 11/13/84 at Quebec
80. Marcel Dionne, 11/19/84 vs. Calgary
81. Brian MacLellan,
11/21/84 vs. New Jersey
82. Bernie Nicholls, 12/5/84 at Chicago
83. Steve Shutt, 12/13/84 vs. Edmonton
84. Dave Taylor, 1/29/85 vs. New Jersey

1985-86

85. Jim Fox, 10/12/85 vs. NY Islanders
86. Bernie Nicholls, 2/1/86 at Winnipeg
87. Dave Williams, 3/1/86 vs. Montreal
88. Jim Fox, 3/17/86 at Toronto

1986-87

89. Bob Bourne,
11/18/86 at Washington
90. Luc Robitaille,
12/9/86 at NY Islanders
91. Bernie Nicholls,
3/17/87 at Washington

1987-88

92. Jimmy Carson,
10/10/87 vs. St. Louis
93. Bernie Nicholls, 11/22/87 at Buffalo
94. Bob Carpenter, 11/22/87 at Buffalo
95. Luc Robitaille,
12/30/87 vs. Winnipeg
96. Jimmy Carson,
1/30/88 vs. Minnesota
97. Jimmy Carson, 2/3/88 vs. Vancouver

KINGS ALL-TIME HAT TRICKS

	98. Luc Robitaille, 2/11/88 vs. Quebec	142. Yanic Perreault, 11/11/97 vs. Vancouver
	99. Jimmy Carson, 3/26/88 vs. Chicago	143. Jozef Stumpel, 2/3/98 at Calgary
	100. #Jimmy Carson, 3/30/88 vs. Calgary	144. Glen Murray, 4/13/98 vs. Calgary
	101. Luc Robitaille, 4/3/88 vs. Edmonton	
1988-89	102. Luc Robitaille, 10/6/88 vs. Detroit	1988-89 145. Luc Robitaille, 4/12/99 at Nashville
	103. Bernie Nicholls, 10/28/88 at Winnipeg	
	104. Bernie Nicholls, 11/22/88 at Philadelphia	1989-90 146. Luc Robitaille, 10/7/99 at Tampa Bay
	105. Dave Taylor, 12/1/88 vs. Toronto	147. Glen Murray, 10/16/99 at Edmonton
	106. John Tonelli, 12/20/88 vs. Calgary	
	107. Bernie Nicholls, 1/12/89 vs. St. Louis	2000-01 148. Ian Laperriere, 10/13/00 vs. Boston
	108. Wayne Gretzky, 2/4/89 vs. Buffalo	149. Ziggy Palffy, 11/28/00 at NY Rangers
	109. Wayne Gretzky, 2/12/89 at Chicago	150. Rob Blake, 12/14/00 vs. NY Rangers
	110. Steve Duchesne, 3/2/89 at St. Louis	151. Bryan Smolinski, 1/16/01 at Ottawa
	111. Bernie Nicholls, 4/1/89 vs. Vancouver	
		2001-02 152. Ziggy Palffy, 2/8/02 at Phoenix
1989-90	112. Wayne Gretzky, 10/31/89 at Pittsburgh	2002-03 153. Adam Deadmarsh, 10/25/02 at NY Rangers
	113. Luc Robitaille, 11/25/89 vs. Vancouver	154. Eric Belanger, 12/17/02 vs. St. Louis
	114. Dave Taylor, 1/25/90 at Edmonton	155. Bryan Smolinski, 2/7/03 vs. Carolina
	115. Luc Robitaille, 3/10/90 vs. Pittsburgh	
		2003-04 None
1990-91	116. Tomas Sandstrom, 11/20/90 vs. New Jersey	2004-05 DNP - Lockout
	117. Tomas Sandstrom, 11/24/90 at Montreal	
	118. Wayne Gretzky, 1/3/91 at NY Islanders	2005-06 156. Lubomir Visnovsky, 11/2/05 at Dallas
	119. Bob Kudelski, 1/12/91 vs. Vancouver	157. Alexander Frolov, 11/13/05 at Columbus
	120. Tomas Sandstrom, 1/14/91 at New Jersey	158. Craig Conroy, 11/13/05 at Columbus
	121. Wayne Gretzky, 1/26/91 vs. Vancouver	159. Pavol Demitra, 11/19/05 vs. Colorado
		160. Derek Armstrong, 12/29/05 at Phoenix
1991-92	122. Jari Kurri, 10/4/91 at Winnipeg	161. Alexander Frolov, 1/12/06 at Boston
	123. Bob Kudelski, 10/16/91 vs. San Jose	162. Luc Robitaille, 1/19/06 vs. Atlanta
	124. Wayne Gretzky, 11/23/91 vs. San Jose	
	125. #Luc Robitaille, 2/6/92 vs. Hartford	2006-07 None
	126. Tony Granato, 2/27/92 vs. Quebec	
		2007-08 163. Ladislav Nagy, 1/1/08 vs. Chicago
1992-93	127. Luc Robitaille, 11/8/92 at San Jose	164. Alexander Frolov, 2/21/08 vs. St. Louis
	128. Jari Kurri, 11/8/92 at San Jose	
	129. Mike Donnelly, 11/8/92 at San Jose	2008-09 165. Dustin Brown, 12/11/08 vs. St. Louis
	130. Tomas Sandstrom, 1/21/93 vs. Vancouver	166. Michal Handzus, 3/5/09 vs. Dallas
	131. Luc Robitaille, 3/2/93 vs. Calgary	
		2009-10 167. Anze Kopitar, 10/22/09 vs. Dallas
1993-94	132. Dominic Lavoie, 10/9/93 vs. Detroit	168. Dustin Brown, 4/1/10 vs. Vancouver
	133. Mike Donnelly, 11/13/93 vs. St. Louis	
	134. #Luc Robitaille, 11/25/93 at Quebec	2010-11 169. Brad Richardson, 10/23/10 at Colorado
	135. John Druce, 4/13/94 vs. Calgary	170. Anze Kopitar, 3/11/11 at Columbus
1994-95	136. Rick Tocchet, 2/4/95 vs. Detroit	# = 4-Goal Game
	137. Tony Granato, 4/3/95 vs. Edmonton	
1995-96	138. Jari Kurri, 10/20/95 at Washington	
	139. Vitali Yachmenev, 3/2/96 vs. Montreal	
1996-97	140. Ed Olczyk, 1/7/97 vs. Vancouver	
1997-98	141. Yanic Perreault, 10/31/97 at Detroit	

Records
 Most Hat Tricks, Career: 24 - Marcel Dionne
 Most Hat Tricks, One Season, Team: 10
 2x's, 1988-89 and 1987-88
 Most Hat Tricks, One Season, Individual: 5
 Jimmy Carson, 1987-88
 Most 4-Goal Games, Career: 3 - Marcel Dionne

KINGS ALL-TIME SHUTOUTS

No.	Date	Score	Goaltender	No.	Date	Score	Goaltender
1	12/23/67	4-0 vs. STL	Wayne Rutledge	48	10/12/77	2-0 vs. CLE	Rogie Vachon
2	1/28/68	2-0 at PHI	Terry Sawchuk	49	10/18/77	0-0 at NYI	Rogie Vachon
3	2/12/68	2-0 vs. TOR	Wayne Rutledge	50	12/22/77	4-0 at CHI	Rogie Vachon
4	3/14/68	0-0 at PHI	Terry Sawchuk	51	3/30/78	4-0 at DET	Rogie Vachon
No.	Date	Score	Goaltender	No.	Date	Score	Goaltender
5	11/6/68	2-0 vs. NYR	Gerry Desjardins	52	10/26/78	6-0 vs. BUF	Mario Lessard
6	1/1/69	0-0 vs. STL	Gerry Desjardins	53	12/30/78	4-0 vs. VAN	Mario Lessard
7	1/5/69	0-0 at OAK	Gerry Desjardins	54	2/26/79	2-0 vs. VAN	Mario Lessard
8	1/18/69	4-0 vs. PIT	Gerry Desjardins	55	3/7/79	4-0 at PIT	Mario Lessard
No.	Date	Score	Goaltender	No.	Date	Score	Goaltender
9	10/18/69	5-0 vs. OAK	Gerry Desjardins	56	12/1/79	7-0 vs. CHI	Ron Grahame
10	10/22/69	2-0 vs. PIT	Gerry Desjardins	57	12/27/79	3-0 vs. QUE	Ron Grahame
11	12/30/69	0-0 vs. MIN	Gerry Desjardins	58	2/20/80	3-0 vs. BOS	Lessard/Grahame
No.	Date	Score	Goaltender	No.	Date	Score	Goaltender
12	3/9/71	4-0 at STL	Denis Dejordy	59	10/22/80	4-0 vs. BOS	Mario Lessard
No.	Date	Score	Goaltender	No.	Date	Score	Goaltender
13	10/21/71	7-0 at PHI	Gary Edwards	60	3/2/81	1-0 at TOR	Mario Lessard
14	3/5/72	2-0 at BOS	Gary Edwards	61	3/9/82	2-0 at COL	Mario Lessard
				62	3/13/82	3-0 vs. NYI	Mario Lessard
No.	Date	Score	Goaltender	No.	Date	Score	Goaltender
15	10/24/72	5-0 vs. CAL	Rogie Vachon	63	11/24/82	3-0 vs. NJD	Mario Lessard
16	12/23/72	2-0 vs. BUF	Rogie Vachon	64	2/24/83	8-0 vs. VAN	Markus Mattsson
17	1/19/73	4-0 at VAN	Gary Edwards				
18	3/1/73	2-0 at PHI	Rogie Vachon				
19	3/3/73	2-0 vs. STL	Rogie Vachon				
No.	Date	Score	Goaltender	No.	Date	Score	Goaltender
20	10/20/73	3-0 vs. PHI	Rogie Vachon	65	2/8/84	1-0 vs. CHI	Markus Mattsson
21	12/8/73	3-0 vs. ATL	Rogie Vachon				
22	1/16/74	2-0 at PIT	Rogie Vachon				
23	1/26/74	2-0 at PIT	Rogie Vachon	66	11/3/84	7-0 vs. TOR	Bob Janecyk
24	3/16/74	2-0 vs. DET	Rogie Vachon	67	3/5/85	6-0 vs. PIT	Bob Janecyk
25	3/23/74	5-0 vs. VAN	Gary Edwards				
No.	Date	Score	Goaltender	No.	Date	Score	Goaltender
26	10/19/74	3-0 vs. KC	Gary Edwards	68	12/17/86	3-0 vs. PIT	Darren Eliot
27	10/28/74	2-0 vs. PIT	Rogie Vachon	69	1/14/87	4-0 vs. VAN	Roland Melanson
28	11/13/74	4-0 vs. TOR	Rogie Vachon				
29	11/23/74	0-0 at PIT	Rogie Vachon				
30	11/30/74	2-0 vs. BOS	Gary Edwards				
31	12/18/74	6-0 at KC	Gary Edwards				
32	1/23/75	8-0 vs. TOR	Rogie Vachon	70	1/30/88	5-0 vs. MIN	Roland Melanson
33	2/22/75	6-0 vs. BOS	Rogie Vachon	71	2/20/88	3-0 vs. TOR	Roland Melanson
34	3/22/75	4-0 vs. PIT	Rogie Vachon	72	2/28/88	2-0 at VAN	Glenn Healy
No.	Date	Score	Goaltender	No.	Date	Score	Goaltender
35	10/28/75	6-0 vs. WSH	Rogie Vachon	73	3/14/89	4-0 at QUE	Kelly Hrudey
36	10/30/75	4-0 vs. PIT	Rogie Vachon				
37	12/10/75	5-0 vs. STL	Rogie Vachon				
38	1/13/76	3-0 at ATL	Rogie Vachon				
39	1/27/76	2-0 vs. WSH	Rogie Vachon				
No.	Date	Score	Goaltender	No.	Date	Score	Goaltender
40	11/16/76	0-0 vs. CLE	Rogie Vachon	74	10/8/89	5-0 vs. DET	Kelly Hrudey
41	1/22/77	6-0 vs. NYR	Rogie Vachon	75	12/2/89	6-0 vs. NYR	Kelly Hrudey
42	1/29/77	4-0 at NYI	Rogie Vachon				
43	2/15/77	3-0 vs. NYI	Rogie Vachon				
44	2/19/77	2-0 vs. BOS	Rogie Vachon				
45	2/22/77	4-0 vs. STL	Rogie Vachon				
46	3/2/77	5-0 at PIT	Rogie Vachon				
47	3/10/77	6-0 vs. WSH	Rogie Vachon				
No.	Date	Score	Goaltender	No.	Date	Score	Goaltender
48	11/16/76	0-0 vs. CLE	Rogie Vachon	76	11/4/90	2-0 at CHI	Daniel Berthiaume
49	1/22/77	6-0 vs. NYR	Rogie Vachon	77	3/9/91	3-0 at QUE	Kelly Hrudey
50	1/29/77	4-0 at NYI	Rogie Vachon	78	3/12/91	6-0 vs. PHI	Kelly Hrudey
51	2/15/77	3-0 vs. NYI	Rogie Vachon	79	3/26/91	2-0 vs. EDM	Kelly Hrudey
52	2/19/77	2-0 vs. BOS	Rogie Vachon				
53	2/22/77	4-0 vs. STL	Rogie Vachon				
54	3/2/77	5-0 at PIT	Rogie Vachon				
55	3/10/77	6-0 vs. WSH	Rogie Vachon				

KINGS ALL-TIME SHUTOUTS

1991-92			
No.	Date	Score	Goaltender
80	2/1/92	2-0 vs. CHI	Kelly Hrudey
1992-93			
No.	Date	Score	Goaltender
81	10/15/92	4-0 vs. CGY	Kelly Hrudey
82	2/15/93	3-0 vs. VAN	Kelly Hrudey
1993-94			
No.	Date	Score	Goaltender
83	2/23/94	0-0 vs. DAL	Robb Stauber
84	3/15/94	7-0 vs. OTT	Kelly Hrudey
1994-95			
NONE			
1995-96			
No.	Date	Score	Goaltender
85	11/7/95	1-0 at STL	Byron Dafoe
1996-97			
No.	Date	Score	Goaltender
86	10/4/96	1-0 vs. NYI	Stephane Fiset
87	10/26/96	0-0 vs. CGY	Stephane Fiset
88	2/22/97	4-0 vs. VAN	Stephane Fiset
89	3/1/97	3-0 at VAN	Stephane Fiset
1997-98			
No.	Date	Score	Goaltender
90	11/4/97	3-0 at NJD	Stephane Fiset
91	12/22/97	1-0 at CHI	Jamie Storr
92	1/31/98	3-0 vs. CHI	Stephane Fiset
93	4/15/98	2-0 at VAN	Jamie Storr
1998-99			
No.	Date	Score	Goaltender
94	10/28/98	4-0 at NJD	Fiset/Legace
95	11/21/98	5-0 vs. CHI	Jamie Storr
96	12/12/98	3-0 vs. VAN	Stephane Fiset
97	12/22/98	3-0 at PIT	Jamie Storr
98	1/14/99	3-0 vs. CGY	Jamie Storr
99	2/6/99	2-0 vs. SJS	Jamie Storr
100	3/15/99	4-0 vs. OTT	Stephane Fiset
101	4/16/99	2-0 at SJS	Stephane Fiset
1999-00			
No.	Date	Score	Goaltender
102	10/2/99	2-0 at NSH	Stephane Fiset
103	12/8/99	4-0 vs. ATL	Jamie Storr
2000-01			
No.	Date	Score	Goaltender
104	10/13/00	5-0 vs. BOS	Steve Passmore
105	11/9/00	2-0 vs. VAN	Jamie Storr
106	1/6/01	5-0 vs. CGY	Jamie Storr
107	1/30/01	8-0 vs. DAL	Jamie Storr
108	2/16/01	4-0 at MIN	Jamie Storr
109	2/22/01	2-0 at CGY	Felix Potvin
110	3/17/01	1-0 vs. SJS	Felix Potvin
111	3/26/01	0-0 vs. SJS	Felix Potvin
112	3/29/01	3-0 vs. CBJ	Felix Potvin
113	3/31/01	4-0 vs. COL	Felix Potvin
2001-02			
No.	Date	Score	Goaltender
114	1/5/02	3-0 at NYI	Felix Potvin
115	1/9/02	4-0 at NYR	Jamie Storr
116	1/15/02	2-0 vs. NSH	Felix Potvin
117	1/30/02	2-0 at MIN	Felix Potvin
118	3/23/02	3-0 vs. SJS	Felix Potvin
119	4/4/02	3-0 vs. DET	Felix Potvin
120	4/8/02	3-0 vs. DAL	Felix Potvin
121	4/14/02	1-0 vs. ANA	Jamie Storr

2002-03			
No.	Date	Score	Goaltender
122	10/29/02	4-0 at ATL	Felix Potvin
123	11/23/02	2-0 vs. DAL	Felix Potvin
124	12/10/02	3-0 at NSH	Felix Potvin
125	12/11/02	3-0 at DAL	Jamie Storr
126	1/30/03	3-0 vs. OTT	Jamie Storr
127	3/15/03	0-0 at CAR	Cristobal Huet
128	4/6/03	2-0 at VAN	Jamie Storr
2003-04			
No.	Date	Score	Goaltender
129	10/10/03	3-0 at PIT	Cristobal Huet
130	10/21/03	4-0 vs. PHI	Roman Cechmanek
131	11/6/03	1-0 at TBL	Roman Cechmanek
132	11/19/03	3-0 vs. NSH	Roman Cechmanek
133	11/22/03	2-0 at COL	Cristobal Huet
134	12/4/03	3-0 vs. DAL	Roman Cechmanek
135	1/13/04	0-0 at NSH	Roman Cechmanek
136	2/23/04	3-0 vs. NSH	Cristobal Huet
2004-05			
DNP-Lockout			
2005-06			
No.	Date	Score	Goaltender
137	1/5/06	4-0 vs. PHX	Mathieu Garon
138	1/12/06	6-0 at BOS	Mathieu Garon
139	4/1/06	1-0 vs. DAL	Mathieu Garon
140	4/3/06	1-0 vs. VAN	Mathieu Garon
141	4/17/06	4-0 at SJS	Jason LaBarbera
2006-07			
No.	Date	Score	Goaltender
142	10/19/06	4-0 at PHX	Mathieu Garon
143	1/3/07	3-0 vs. CBJ	Mathieu Garon
144	2/3/07	7-0 at FLA	Sean Burke
2007-08			
No.	Date	Score	Goaltender
145	10/23/07	6-0 vs. NSH	Jason LaBarbera
146	3/6/08	2-0 vs. OTT	Erik Ersberg
147	3/27/08	4-0 vs. PHX	Erik Ersberg
2008-09			
No.	Date	Score	Goaltender
148	10/24/08	4-0 vs. STL	Jason LaBarbera
149	12/6/08	3-0 vs. CBJ	Jason LaBarbera
150	12/23/08	3-0 at CBJ	Jonathan Quick
151	12/27/08	4-0 at PHX	Jonathan Quick
152	2/3/09	1-0 at OTT	Jonathan Quick
153	3/26/09	*1-0 SOW at DAL	Jonathan Quick
2009-10			
No.	Date	Score	Goaltender
154	1/14/10	4-0 vs. ANA	Jonathan Quick
155	2/13/10	3-0 vs. COL	Jonathan Quick
156	3/8/10	6-0 vs. CBJ	Jonathan Quick
157	3/20/10	1-0 vs. NYI	Jonathan Quick
158	3/30/10	2-0 at NSH	Jonathan Bernier
2010-11			
No.	Date	Score	Goaltender
159	11/4/10	1-0 vs. TBL	Jonathan Quick
160	12/13/10	5-0 at DET	Jonathan Quick
161	12/21/10	5-0 at COL	Jonathan Quick
162	12/27/10	4-0 at SJS	Jonathan Quick
163	1/24/11	2-0 vs. BOS	Jonathan Quick
164	2/1/11	*0-1 SOL at MIN	Jonathan Bernier
165	2/13/11	1-0 at PHI	Jonathan Quick
166	3/3/11	1-0 vs. PHX	Jonathan Bernier
167	3/29/11	2-0 at EDM	Jonathan Bernier

*Shootout

KINGS TEAM RECORDS

WINS	
MOST ONE SEASON: 46 2010-11, 2009-10, 1990-91	
MOST ONE SEASON, HOME: 26 2005-06, 1990-91	
MOST ONE SEASON, AWAY: 24 2009-10	
FEWEST ONE SEASON: 14 1969-70	
FEWEST ONE SEASON, HOME: 9 1985-86	
Note: The Kings recorded seven home wins during the strike-shortened 1994-95 season.	
FEWEST ONE SEASON, AWAY: 2 1969-70	
FASTEST 10 WINS: 12 GAMES 1980-81	
FASTEST 20 WINS: 28 GAMES 1980-81	
FASTEST 30 WINS: 51 GAMES 2005-06, 1980-81	
FASTEST 40 WINS: 67 GAMES 2009-10	
LOSSES	
MOST ONE SEASON: 52 1969-70	
MOST ONE SEASON, HOME: 27 1985-86	
MOST ONE SEASON, AWAY: 30 1969-70	
FEWEST ONE SEASON: 17 1974-75	
FEWEST ONE SEASON, HOME: 7 1974-75	
FEWEST ONE SEASON, AWAY: 10 1974-75	
OVERTIME GAMES	
MOST ONE SEASON: 27 2003-04	
MOST ONE SEASON, HOME: 13 2009-10, 2006-07	
MOST ONE SEASON, AWAY: 17 2003-04	
MOST OVERTIME WINS, ONE SEASON: 14 2009-10	
MOST OVERTIME WINS, ONE SEASON, HOME: 7 2009-10	
MOST OVERTIME WINS, ONE SEASON, ROAD: 7 2009-10	
MOST OVERTIME LOSSES, ONE SEASON: 14 2006-07	
MOST OVERTIME LOSSES, ONE SEASON, HOME: 9 2006-07	
MOST OVERTIME LOSSES, ONE SEASON, ROAD: 8 2003-04	
TIES	
MOST ONE SEASON: 21 1974-75	
MOST ONE SEASON, HOME: 11 1974-75	
MOST ONE SEASON, AWAY: 10 1974-75	
FEWEST ONE SEASON: 5 1998-99	
FEWEST ONE SEASON, HOME: 2 2002-03, 1971-72	
FEWEST ONE SEASON, AWAY: 2 1998-99	

MOST OVERTIME TIES, ONE SEASON: 18 1995-96	
FEWEST OVERTIME TIES, ONE SEASON: 5 1998-99	
POINTS	
MOST ONE SEASON: 105 1974-75	
MOST ONE SEASON, HOME: 57 1990-91	
MOST ONE SEASON, AWAY: 51 2009-10	
FEWEST ONE SEASON: 38 1969-70	
FEWEST ONE SEASON, HOME: 22 1985-86	
Note: The Kings recorded 20 points at home during the strike-shortened 1994-95 season.	
FEWEST ONE SEASON, AWAY: 10 1969-70	
GOALS	
MOST SCORED ONE SEASON: 376 1988-89 (4.7 GPG)	
MOST SCORED ONE SEASON, HOME: 215 1988-89 (5.38 GPG)	
MOST SCORED ONE SEASON, AWAY: 164 1989-90 (4.1 GPG)	
MOST SCORED ONE GAME, HOME: 12 11/29/84 vs. Vancouver, 12-1 win	
MOST SCORED ONE GAME, AWAY: 11 11/8/92 at San Jose, 11-4 win	
MOST SCORED ONE GAME, BOTH TEAMS: 17 11/13/87 at Calgary, 10-7 loss	
MOST SCORED ONE PERIOD: 7 10/9/93 vs. Detroit, 3rd period, 10-3 win 2/18/89 vs. Quebec, 3rd period, 11-3 win	
MOST ALLOWED ONE SEASON: 389 1985-86 (4.86 GPG)	
MOST ALLOWED ONE SEASON, HOME: 200 1985-86 (5.0 GPG)	
MOST ALLOWED ONE SEASON, AWAY: 221 1982-83 (5.53 GPG)	
MOST ALLOWED ONE GAME, HOME: 10 2/13/93 vs. Washington, 10-3 loss 12/29/92 vs. Philadelphia, 10-2 loss	
MOST ALLOWED ONE GAME, AWAY: 11 10/17/88 at Calgary, 11-4 loss 11/25/86 at Vancouver, 11-5 loss 1/6/83 at Montreal, 11-3 loss 11/25/81 at Edmonton, 11-4 loss 11/14/71 at Boston, 11-2 loss	
MOST ALLOWED ONE PERIOD: 7 2/13/93 vs. Washington, 2nd period, 10-3 loss 10/17/88 at Calgary, 3rd period, 11-4 loss 1/6/83 at Montreal, 3rd period, 11-3 loss	
FEWEST SCORED ONE SEASON: 168 1969-70 (2.21 GPG)	
Note: The Kings scored 142 goals during the strike-shortened 1994-95 season.	
FEWEST SCORED ONE SEASON, HOME: 97 1969-70 (2.55 GPG)	
FEWEST SCORED ONE SEASON, AWAY: 71 1969-70 (1.87 GP)	
FEWEST ALLOWED ONE SEASON: 185 1974-75 (2.31 GPG)	
Note: The Kings allowed 174 goals during the strike-shortened 1994-95 season.	
FEWEST ALLOWED ONE SEASON, HOME: 79 2001-02 (1.93 GPG)	
FEWEST ALLOWED ONE SEASON, AWAY: 99 1974-75 (2.48 GPG)	



KINGS TEAM RECORDS

FASTEST, START OF GAME: 0:07
2/14/87, Dave Williams vs. Hartford

FASTEST, START OF PERIOD: 0:07
2/14/87, Dave Williams vs. Hartford, 1st period

FASTEST TWO GOALS: 0:06
4/15/99, Doug Bodger at 7:47 and Luc Robitaille at 7:53, 3rd period vs. Anaheim
11/27/72, Ralph Backstrom (2) at 8:30 and at 8:36, 3rd period vs. Boston
3/10/68, Bill Flett at 9:14 and Eddie Joyal at 9:20, 1st period vs. NY Rangers

FASTEST THREE GOALS: 0:41
3/2/89, Steve Duchesne at 12:18, Wayne Gretzky at 12:39 and Steve Duchesne at 12:59, 1st period vs. St. Louis

FASTEST FOUR GOALS: 2:21
11/23/77, Syl Apps, Jr. at 15:42, Hartland Monahan at 16:35, Pete Stelmowski at 16:59 and Ernie Hickie at 18:03, 1st period vs. Chicago

FASTEST FIVE GOALS: 5:07
11/10/07, **Dustin Brown** at 12:46, Scott Thornton at 14:01, Alexander Frolov at 15:35, **Anze Kopitar** at 15:59 and Ladislav Nagy at 17:53, 3rd period vs. Dallas

MOST 20-GOAL SCORERS ONE SEASON: 8
1990-91, Luc Robitaille 45, Tomas Sandstrom 45, Wayne Gretzky 41, Tony Granato 30, Dave Taylor 23, Bob Kudelski 23, Steve Duchesne 21, Todd Elik 21

MOST 30-GOAL SCORERS ONE SEASON: 5
1984-85, Marcel Dionne 46, Bernie Nicholls 46, Dave Taylor 41, Brian MacLellan 31, Jim Fox 30

MOST 40-GOAL SCORERS ONE SEASON: 3
1990-91, Luc Robitaille 45, Tomas Sandstrom 45, Wayne Gretzky 41
1988-89, Bernie Nicholls 70, Wayne Gretzky 54, Luc Robitaille 46
1984-85, Marcel Dionne 46, Bernie Nicholls 46, Dave Taylor 41
1980-81, Marcel Dionne 58, Charlie Simmer 56, Dave Taylor 47

MOST 50-GOAL SCORERS ONE SEASON: 2
1988-89, Bernie Nicholls 70, Wayne Gretzky 54
1987-88, Jimmy Carson 55, Luc Robitaille 53
1980-81, Marcel Dionne 58, Charlie Simmer 56
1979-80, Charlie Simmer 56, Marcel Dionne 53

POWER-PLAY GOALS

MOST SCORED ONE SEASON: 103
1987-88

MOST SCORED ONE GAME, HOME: 6
11/29/84 vs. Vancouver, 12-1 win, Kings went 6-for-8

MOST SCORED ONE GAME, AWAY: 5
11/25/93 at Quebec, 8-6 loss, Kings went 5-for-10

MOST SCORED ONE GAME, BOTH TEAMS: 8
11/25/93 at Quebec, 8-6 loss, Kings went 5-for-10, Nordiques went 3-for-11

MOST ALLOWED ONE SEASON: 114
1992-93

MOST ALLOWED ONE GAME, HOME: 5
10/11/87 vs. Edmonton, 9-2 loss, Oilers went 5-for-7
10/25/83 vs. Hartford, 8-5 loss, Whalers went 5-for-6
11/16/82 vs. Minnesota, 8-3 loss, North Stars went 5-for-5

MOST ALLOWED ONE GAME, AWAY: 5
2/7/06 at Minnesota, 5-1 loss, Wild went 5-for-10

FEWEST SCORED ONE SEASON: 31
1968-69

FEWEST ALLOWED ONE SEASON: 31
1972-73

MOST ATTEMPTS, GAME: 12 (several times)
10/19/06 (last time) at Phoenix, 4-0 win, Kings went 4-for-12

MOST ATTEMPTS ALLOWED, GAME: 12 (three times)
12/23/05 (last time) at Edmonton, 5-3 loss, Oilers went 3-for-12

MOST ATTEMPTS ONE GAME, BOTH TEAMS: 23
10/26/93 at NY Islanders, 7-0 loss, Kings went 0-for-11, Islanders went 4-for-12

SHORT-HANDED GOALS

MOST SCORED ONE SEASON: 22
1988-89

MOST SCORED ONE GAME: 3
4/11/98 vs. Colorado

MOST ALLOWED ONE SEASON: 18
1995-96, 1990-91

MOST ALLOWED ONE GAME: 3
1/10/92 at Washington, 7-4 loss
3/14/91 vs. Chicago, 6-3 loss
12/20/85 at Edmonton, 9-4 loss

FEWEST SCORED ONE SEASON: 2
1968-69

FEWEST ALLOWED ONE SEASON: 3
1967-68

PENALTIES

MOST MINUTES ONE SEASON: 2,247
1992-93

MOST MINUTES ONE GAME: 186
3/11/79 at Philadelphia: 3 minors, 8 majors, 14 misconducts

MOST MINUTES ONE PERIOD: 184
3/11/79 at Philadelphia, 1st period: 2 minors, 8 majors, 14 misconducts

MOST MINUTES ONE GAME, BOTH TEAMS: 380
3/11/79 at Philadelphia: 10 minors, 16 majors, 28 misconducts

MOST MINUTES ONE PERIOD, BOTH TEAMS: 372
3/11/79 at Philadelphia, 1st period: 6 minors, 16 majors, 28 misconducts

FEWEST MINUTES ONE SEASON: 698
1968-69

MOST PENALTIES ONE GAME: 41
2/28/90 vs. Edmonton: 26 minors, 9 majors, 6 misconducts

MOST PENALTIES ONE PERIOD: 24
3/11/79 at Philadelphia, 1st period: 2 minors, 8 majors, 14 misconducts

MOST PENALTIES ONE GAME, BOTH TEAMS: 85
2/28/90 vs. Edmonton: 52 minors, 16 majors, 17 misconducts (NHL Record)

MOST PENALTIES ONE PERIOD, BOTH TEAMS: 50
3/11/79 at Philadelphia, 1st period: 6 minors, 16 majors, 28 misconducts

SHUTOUTS

MOST ONE SEASON: 10
2000-01

MOST ONE SEASON, HOME: 8
2000-01

MOST ONE SEASON, AWAY: 6
2010-11

MOST ALLOWED ONE SEASON: 12
2008-09

MOST ALLOWED ONE SEASON, HOME: 6
2008-09

MOST ALLOWED ONE SEASON, AWAY: 6
2008-09, 1997-98, 1974-75, 1967-68

FEWEST ONE SEASON: 0
1994-95 (48 games), 1985-86

KINGS TEAM RECORDS

FEWEST ALLOWED ONE SEASON: 0
1990-91, 1988-89, 1987-88, 1986-87

CONSECUTIVE SHUTOUTS VS. ONE OPPONENT: 3 (Dallas)
12/11/02 (3-0 win), 11/23/02 (2-0 win), 4/8/02 (3-0 win)

CONSECUTIVE GAMES WITHOUT BEING SHUTOUT: 261
3/15/86-10/22/89 (5-0 loss vs. Calgary)

SHOTS

MOST ONE GAME: 59
12/26/92 vs. San Jose (7-2 loss)

MOST ONE PERIOD: 27
1/7/10 vs. Detroit (Howard), 2nd period

MOST ALLOWED ONE GAME: 68
3/24/81 at Minnesota (Lessard)

MOST ALLOWED ONE PERIOD: 29
2/11/97 at Colorado (Fiset), 1st period
3/24/81 at Minnesota (Lessard), 3rd period

FEWEST ONE GAME: 12
10/28/97 at Florida

FEWEST ONE PERIOD: 0
3/31/11 at Vancouver, 3rd period

10/18/03 vs. Boston, 3rd period
2/8/01 vs. Carolina, 3rd period
4/1/00 vs. Anaheim, 1st period
10/28/97 at Florida, 1st period

FEWEST ALLOWED ONE GAME: 10
1/11/94 at San Jose

FEWEST ALLOWED ONE PERIOD: 0
4/5/78 at St. Louis, 2nd period

DECISIVE GAMES

GREATEST WINNING MARGIN, HOME: 11
11/29/84 vs. Vancouver, 12-1 win

GREATEST WINNING MARGIN, AWAY: 7
11/8/92 at San Jose, 11-4 win
11/2/85 at Hartford, 8-1 win
10/31/84 at Vancouver, 10-3 win
10/21/71 at Philadelphia, 7-0 win

GREATEST LOSING MARGIN, HOME: 9
11/27/85 vs. Hartford, 9-0 loss

GREATEST LOSING MARGIN, AWAY: 9
1/14/06 at Buffalo, 10-1 loss
10/8/75 at Montreal, 9-0 loss
11/14/71 at Boston, 11-2 loss

HIGHEST TIE SCORE: 8-8
12/20/86 at Edmonton

KINGS ALL-TIME POWER PLAY & PENALTY KILLING

Season	Power Play Goals - Attempts	PCT	Rank	Short-Handed Goals - Attempts	PCT	Rank	SGF	SGA
1967-68	33 - 233	14.2%	(10)	52 - 269	80.7%	(11)	5	3
1968-69	31 - 239	13.0%	(12)	53 - 251	78.9%	(12)	2	7
1969-70	39 - 275	14.2%	(11)	67 - 297	77.5%	(10)	6	11
1970-71	41 - 267	15.4%	(12)	53 - 227	76.2%	(13)	6	10
1971-72	38 - 272	14.0%	(14)	50 - 210	76.2%	(14)	4	7
1972-73	52 - 295	17.6%	(8)	31 - 229	86.5%	(1)	4	10
1973-74	43 - 284	15.1%	(13)	48 - 246	80.5%	(9)	4	9
1974-75	52 - 288	18.1%	(12)	48 - 327	85.3%	(1)	11	7
1975-76	61 - 334	18.3%	(14)	55 - 298	81.5%	(8)	8	12
1976-77	68 - 253	26.9%	(1)	52 - 284	81.7%	(7)	6	5
1977-78	50 - 254	19.7%	(14)	46 - 236	80.5%	(9)	3	6
1978-79	76 - 318	23.9%	(7)	55 - 245	77.6%	(9)	6	8
1979-80	83 - 311	26.7%	(2)	94 - 291	67.7%	(21)	7	9
1980-81	90 - 366	24.6%	(6)	81 - 356	77.2%	(9)	12	7
1981-82	75 - 355	21.1%	(16)	89 - 310	71.3%	(21)	7	11
1982-83	81 - 340	23.8%	(7)	94 - 296	68.2%	(21)	10	14
1983-84	75 - 360	20.8%	(15)	82 - 294	72.1%	(21)	10	17
1984-85	87 - 370	23.5%	(9)	54 - 291	81.4%	(3)	9	13
1985-86	69 - 393	17.6%	(21)	103 - 364	71.7%	(21)	9	16
1986-87	97 - 389	24.9%	(3)	92 - 346	73.4%	(21)	9	16
1987-88	103 - 474	21.7%	(9)	96 - 425	77.4%	(17)	11	14
1988-89	82 - 395	20.8%	(11)	80 - 407	80.3%	(10)	22	13
1989-90	76 - 343	22.2%	(8)	88 - 366	76.0%	(17)	11	14
1990-91	80 - 391	20.5%	(6)	63 - 370	83.0%	(6)	8	18
1991-92	79 - 411	19.2%	(10)	76 - 417	81.8%	(6)	11	12
1992-93	102 - 507	20.1%	(11)	114 - 529	78.4%	(18)	16	16
1993-94	92 - 444	20.7%	(7)	90 - 462	80.5%	(21)	19	8
1994-95	35 - 200	17.5%	(13)	42 - 221	81.0%	(17)	5	8
1995-96	72 - 401	18.0%	(14)	72 - 381	81.1%	(16)	12	18
1996-97	46 - 338	13.6%	(25)	45 - 352	87.2%	(3)	5	14
1997-98	52 - 366	14.2%	(15)	63 - 399	84.2%	(19)	10	12
1998-99	43 - 327	13.1%	(24)	47 - 330	85.8%	(9)	12	11
1999-00	60 - 356	16.9%	(T-10)	66 - 373	82.3%	(21)	4	12
2000-01	71 - 367	19.3%	(T-7)	72 - 382	81.2%	(24)	12	6
2001-02	73 - 353	20.7%	(1)	49 - 366	86.6%	(3)	5	6
2002-03	52 - 354	14.7%	(18)	62 - 371	83.3%	(T-15)	8	4
2003-04	50 - 356	14.0%	(27)	65 - 336	80.7%	(28)	9	4
2004-05	DNP - Lockout							
2005-06	77 - 541	14.2%	(28)	104 - 489	78.7%	(30)	15	12
2006-07	81 - 442	18.3%	(10)	91 - 411	77.9%	(30)	6	6
2007-08	64 - 366	17.5%	(17)	68 - 309	78.0%	(T-29)	11	4
2008-09	69 - 360	19.2%	(T-13)	62 - 362	82.9%	(7)	4	8
2009-10	64 - 307	20.8%	(7)	60 - 304	80.3%	(20)	4	6
2010-11	47 - 292	16.1%	(21)	40 - 276	85.5%	(4)	4	6

KINGS INDIVIDUAL PLAYER RECORDS

GOALS

MOST CAREER: 557
Luc Robitaille, 1986-94, 1997-01, 2003-06

MOST CAREER, CENTER: 550
Marcel Dionne, 1975-87

MOST CAREER, LEFT WING: 557
Luc Robitaille, 1986-94, 1997-01, 2003-06

MOST CAREER, RIGHT WING: 431
Dave Taylor, 1977-94

MOST CAREER, DEFENSEMAN: 161
Rob Blake, 1988-01, 2006-08

MOST ONE SEASON: 70
Bernie Nicholls, 1988-89

MOST ONE SEASON, CENTER: 70
Bernie Nicholls, 1988-89

MOST ONE SEASON, LEFT WING: 63
Luc Robitaille, 1992-93

MOST ONE SEASON, RIGHT WING: 47
Dave Taylor, 1980-81

MOST ONE SEASON, DEFENSEMAN: 25
Steve Duchesne, 1988-89

MOST ONE SEASON, ROOKIE: 45
Luc Robitaille, 1986-87

MOST ONE SEASON, ROOKIE DEFENSEMAN: 16
Larry Murphy, 1980-81

MOST ONE SEASON, ONE LINE: 146
Marcel Dionne (53), Charlie Simmer (56),
Dave Taylor (37), 1979-80

MOST, ONE MONTH: 17
Bernie Nicholls, November of 1988
(14 Games Played)

MOST ONE GAME: 4
11/25/93, Luc Robitaille at Quebec
2/6/92, Luc Robitaille vs. Hartford
3/30/88, Jimmy Carson vs. Calgary
11/13/84, Bernie Nicholls at Quebec
11/3/83, Brian MacLellan at Philadelphia
10/20/83, Bernie Nicholls vs. Edmonton
12/12/81, Ian Turnbull vs. Vancouver
11/18/81, Marcel Dionne vs. Detroit
3/14/81, Dave Taylor vs. Minnesota
11/1/80, Charlie Simmer at NY Islanders
10/27/79, Mike Murphy vs. Toronto
10/23/79, Marcel Dionne at Colorado
1/13/79, Marcel Dionne at Detroit
12/21/77, Syl Apps, Jr. vs. Minnesota
1/22/76, Mike Murphy vs. Toronto
3/1/75, Butch Goring vs. Minnesota
12/24/72, Serge Bernier at California

MOST ONE PERIOD: 3
1/12/06, Alexander Frolov at Boston
11/13/05, Alexander Frolov at Columbus
4/3/95, Tony Granato vs. Edmonton
3/10/90, Luc Robitaille vs. Pittsburgh
3/2/89, Steve Duchesne at St. Louis
2/4/89, Wayne Gretzky vs. Buffalo
11/22/88, Bernie Nicholls at Philadelphia
3/17/86, Jim Fox at Toronto
10/25/83, Bernie Nicholls vs. Hartford
11/18/81, Marcel Dionne vs. Detroit
10/16/80, Charlie Simmer vs. Quebec
2/1/78, Butch Goring vs. Washington
1/14/78, Dave Taylor at Atlanta
12/21/77, Syl Apps, Jr. vs. Minnesota
2/11/76, Marcel Dionne at Chicago

1/22/76, Mike Murphy vs. Toronto
11/19/67, Lowell MacDonald vs. Montreal

FASTEST 50 GOALS: 51 Games
Bernie Nicholls, 1988-89
Charlie Simmer, 1980-81

FASTEST 40 GOALS: 42 Games
Charlie Simmer, 1980-81

FASTEST 30 GOALS: 26 Games
Bernie Nicholls, 1988-89

FASTEST 20 GOALS: 19 Games
Bernie Nicholls, 1988-89
Marcel Dionne, 1981-82

MOST POWER-PLAY GOALS, CAREER: 210
Luc Robitaille, 1986-94, 1997-01, 2003-06

MOST POWER-PLAY GOALS, ONE SEASON: 26
Luc Robitaille, 1991-92

MOST POWER-PLAY GOALS, ONE GAME: 4
11/25/93, Luc Robitaille at Quebec

MOST SHORT-HANDED GOALS, CAREER: 25
Bernie Nicholls, 1981-90

MOST SHORT-HANDED GOALS, ONE SEASON: 8
Bernie Nicholls, 1988-89

MOST SHORT-HANDED GOALS, ONE GAME: 2
10/12/98, Yanic Perreault at Vancouver
12/11/93, Shawn McEachern vs. St. Louis
3/22/75, Bob Nevin vs. Pittsburgh

MOST GAME-WINNING GOALS, CAREER: 73
Luc Robitaille, 1986-94, 1997-01, 2003-06

MOST GAME-WINNING GOALS, ONE SEASON: 9
Marcel Dionne, 1980-81
Charlie Simmer, 1980-81

MOST OVERTIME GOALS, CAREER: 5
Luc Robitaille, 1986-94, 1997-01, 2003-06
Ziggy Palffy, 1999-04

MOST OVERTIME GOALS, ONE SEASON: 3
Jozef Stumpel, 1999-00
Yanic Perreault, 1995-96

MOST 50+ GOAL SEASONS: 6
Marcel Dionne, 1976-77, 1978-79, 1979-80,
1980-81, 1981-82, 1982-83

MOST CONSECUTIVE 50+ GOAL SEASONS: 5
Marcel Dionne, 1978-83

MOST 40+ GOAL SEASONS: 8
Luc Robitaille, 1986-87, 1987-88, 1988-89,
1989-90, 1990-91, 1991-92, 1992-93, 1993-94
Marcel Dionne, 1975-76, 1976-77, 1978-79,
1979-80, 1980-81, 1981-82, 1982-83, 1984-85

MOST CONSECUTIVE 40+ GOAL SEASONS: 8
Luc Robitaille, 1986-94

MOST 30+ GOAL SEASONS: 11
Luc Robitaille, 1986-94, 1998-01
Marcel Dionne, 1975-86

MOST CONSECUTIVE 30+ GOAL SEASONS: 11
Marcel Dionne, 1975-86

MOST 20+ GOAL SEASONS: 12
Luc Robitaille, 1986-94, 1998-01, 2003-04
Dave Taylor, 1977-86, 1987-89, 1990-91
Marcel Dionne, 1975-87

MOST CONSECUTIVE 20+ GOAL SEASONS: 12
Marcel Dionne, 1975-87

MOST GOALS VS. ONE OPPONENT, ONE SEASON: 12
Marcel Dionne vs. Detroit, 1978-79 (8 Games)

KINGS INDIVIDUAL PLAYER RECORDS

ASSISTS

MOST CAREER: 757
Marcel Dionne, 1975-87

MOST CAREER, CENTER: 757
Marcel Dionne, 1975-87

MOST CAREER, LEFT WING: 597
Luc Robitaille, 1986-94, 1997-01, 2003-06

MOST CAREER, RIGHT WING: 638
Dave Taylor, 1977-94

MOST CAREER, DEFENSEMAN: 333
Rob Blake, 1988-01, 2006-08

MOST ONE SEASON: 122
Wayne Gretzky, 1990-91

MOST ONE SEASON, CENTER: 122
Wayne Gretzky, 1990-91

MOST ONE SEASON, LEFT WING: 63
Luc Robitaille, 1991-92

MOST ONE SEASON, RIGHT WING: 67
Dave Taylor, 1981-82

MOST ONE SEASON, DEFENSEMAN: 60
Larry Murphy, 1980-81

MOST ONE SEASON, ROOKIE: 60
Larry Murphy, 1980-81

MOST ONE SEASON, ROOKIE DEFENSEMAN: 60
Larry Murphy, 1980-81 (NHL Record)

MOST ONE SEASON, ONE LINE: 182
Marcel Dionne (84), Charlie Simmer (45),
Dave Taylor (53), 1979-80

MOST, ONE MONTH: 29
Wayne Gretzky, March of 1991
(14 Games Played)

MOST ONE SEASON, GOALTENDER: 6
Roland Melanson, 1986-87

MOST ONE GAME: 6
10/9/93, Tomas Sandstrom vs. Detroit
12/1/88, Bernie Nicholls vs. Toronto

MOST ONE PERIOD: 4
11/13/05, Pavol Demitra at Columbus
1/29/98, Rob Blake vs. Calgary
10/9/93, Tomas Sandstrom vs. Detroit
3/4/89, Wayne Gretzky vs. Philadelphia

MOST ASSISTS VS. ONE OPPONENT, ONE SEASON: 16
Wayne Gretzky vs. Winnipeg, 1990-91 (8 Games)

POINTS

MOST CAREER: 1,307
Marcel Dionne, 1975-87

MOST CAREER, CENTER: 1,307
Marcel Dionne, 1975-87

MOST CAREER, LEFT WING: 1,154
Luc Robitaille, 1986-94, 1997-01, 2003-06

MOST CAREER, RIGHT WING: 1,069
Dave Taylor, 1977-94

MOST CAREER, DEFENSEMAN: 494
Rob Blake, 1988-01, 2006-08

MOST ONE SEASON: 168
Wayne Gretzky, 1988-89

MOST ONE SEASON, CENTER: 168
Wayne Gretzky, 1988-89

MOST ONE SEASON, LEFT WING: 125
Luc Robitaille, 1992-93 (NHL Record)

MOST ONE SEASON, RIGHT WING: 112
Dave Taylor, 1980-81

MOST ONE SEASON, DEFENSEMAN: 76
Larry Murphy, 1980-81

MOST ONE SEASON, ROOKIE: 84
Luc Robitaille, 1986-87

MOST ONE SEASON, ROOKIE DEFENSEMAN: 76
Larry Murphy, 1980-81 (NHL Record)

MOST ONE SEASON, ONE LINE: 328
Marcel Dionne (137), Charlie Simmer (101),
Dave Taylor (90), 1979-80

MOST, ONE MONTH: 33
Wayne Gretzky, March of 1991
(14 Games Played)

MOST ONE GAME: 8
12/1/88, Bernie Nicholls vs. Toronto (2-6=8)

MOST ONE PERIOD: 4
2/21/08, Patrick O'Sullivan vs. St. Louis (1-3=4)
11/13/05, Alexander Frolov at Columbus (3-1=4)
11/13/05, Pavol Demitra at Columbus (0-4=4)
11/13/05, Craig Conroy at Columbus (2-2=4)
10/23/01, Adam Deadmarsh at Columbus (1-3=4)
1/29/98, Rob Blake vs. Calgary (0-4=4)
10/9/93, Tomas Sandstrom vs. Detroit (0-4=4)
10/9/93, Wayne Gretzky vs. Detroit (2-2=4)
4/1/89, Bernie Nicholls vs. Vancouver (2-2=4)
3/4/89, Wayne Gretzky vs. Philadelphia (0-4=4)
2/18/89, Wayne Gretzky vs. Quebec (2-2=4)
2/4/89, Wayne Gretzky vs. Buffalo (3-1=4)
11/29/88, Wayne Gretzky vs. New Jersey (2-2=4)
10/12/88, Luc Robitaille vs. Boston (2-2=4)
3/17/87, Bernie Nicholls at Washington (2-2=4)
3/14/81, Marcel Dionne vs. Minnesota (1-3=4)
12/4/78, Vic Venasky vs. Washington (1-3=4)

MOST 100+ POINT SEASONS: 7
Marcel Dionne, 1976-77, 1978-79, 1979-80,
1980-81, 1981-82, 1982-83, 1984-85

MOST CONSECUTIVE 100+ POINT SEASONS: 5
Marcel Dionne, 1978-83

MOST POINTS VS. ONE OPPONENT, ONE SEASON: 19
Wayne Gretzky vs. Winnipeg, 1990-91
(3-16=19, 8 Games)
Bernie Nicholls vs. Edmonton, 1988-89
(10-9=19, 8 Games)

PENALTIES

MOST MINUTES, CAREER: 1,846
Marty McSorley, 1988-93, 1994-96

MOST MINUTES, ONE SEASON: 399
Marty McSorley, 1992-93

MOST MINUTES, ONE GAME: 67
3/11/79, Randy Holt at Philadelphia, 1 minor,
3 majors, 5 misconducts (NHL Record)

MOST MINUTES, ONE PERIOD: 67
3/11/79, Randy Holt at Philadelphia, 1 minor,
3 majors, 5 misconducts (NHL Record)

MOST PENALTIES, ONE GAME: 9
4/14/92, Marty McSorley vs. Vancouver
12/9/86, Larry Playfair at NY Islanders
3/11/79, Randy Holt at Philadelphia

MOST PENALTIES, ONE PERIOD: 9
3/11/79, Randy Holt at Philadelphia
(NHL Record)



KINGS INDIVIDUAL PLAYER RECORDS

GAMES PLAYED

MOST SEASONS, CAREER: 17
Dave Taylor, 1977-94

MOST GAMES, CAREER: 1,111
Dave Taylor, 1977-94

MOST GAMES CAREER, CENTER: 921
Marcel Dionne, 1975-87

MOST GAMES CAREER, LEFT WING: 1,077
Luc Robitaille, 1986-94, 1997-01, 2003-06

MOST GAMES CAREER, RIGHT WING: 1,111
Dave Taylor, 1977-94

MOST GAMES CAREER, DEFENSESMAN: 805
Rob Blake, 1988-01, 2006-08

MOST CONSECUTIVE GAMES: 330
Anze Kopitar, 3/21/07 through 3/26/11

SHOTS ON GOAL

MOST CAREER: 3,851
Marcel Dionne, 1975-87

MOST CAREER, CENTER: 3,851
Marcel Dionne, 1975-87

MOST CAREER, LEFT WING: 3,091
Luc Robitaille, 1986-94, 1997-01, 2003-06

MOST CAREER, RIGHT WING: 2,413
Dave Taylor, 1977-94

MOST CAREER DEFENSESMAN: 2,468
Rob Blake, 1988-01, 2006-08

MOST ONE SEASON: 385
Bernie Nicholls, 1988-89

MOST ONE SEASON, DEFENSESMAN: 327
Rob Blake, 1999-00

MOST ONE GAME: 13
1/28/89, Bernie Nicholls vs. Edmonton

GOALTENDERS

MOST GAMES, CAREER: 389
Rogie Vachon, 1971-78

MOST GAMES, ONE SEASON: 72
Jonathan Quick, 2009-10

MOST GAMES ONE SEASON, ROOKIE: 60
Gerry Desjardins, 1968-69

MOST GAMES, CONSECUTIVE: 23
Felix Potvin, 2/20/01 through 4/7/01 (13-5-5 record)
*Gerry Desjardins, 10/11/69 through 12/10/69 (5-17-1 record)

*Kings record for consecutive starts from start of season

MOST MINUTES, CAREER: 22,922
Rogie Vachon, 1971-78

MOST MINUTES, ONE SEASON: 4,258
Jonathan Quick, 2009-10

MOST MINUTES, ONE SEASON, ROOKIE: 3,499
Gerry Desjardins, 1968-69

BEST GOALS AGAINST AVERAGE, CAREER (Min. 50 Games): 2.35
Felix Potvin, 2001-03 (136 Games)

BEST GOALS AGAINST AVERAGE, ONE SEASON (Min. 25 Games): 2.24
Jonathan Quick, 2010-11 (61 Games)

Rogie Vachon, 1974-75 (54 Games)

BEST GOALS AGAINST AVERAGE, ONE SEASON, ROOKIE (Min. 25 Games): 2.48
Jonathan Bernier, 2010-11 (25 Games)
Jonathan Quick, 2008-09 (44 Games)

MOST SHOTS FACED, CAREER: 11,336
Kelly Hrudey, 1988-96

MOST SHOTS FACED, ONE SEASON: 2,219
Kelly Hrudey, 1993-94

MOST SHOTS FACED, ONE SEASON, ROOKIE: 1,483
Bob Janecyk, 1984-85

MOST SHOTS FACED, ONE GAME: 68
3/24/81, Mario Lessard at Minnesota (4-3 LA win)

MOST SAVES, CAREER: 10,151
Kelly Hrudey, 1988-96

MOST SAVES, ONE SEASON: 1,991
Kelly Hrudey, 1993-94

MOST SAVES, ONE GAME: 65
3/24/81, Mario Lessard at Minnesota (4-3 LA win)

BEST SAVE PERCENTAGE, CAREER (Min. 50 Games): .912
Jonathan Quick, 2007-11 (180 Games)

BEST SAVE PERCENTAGE, ONE SEASON (Min. 25 Games): .918
Jonathan Quick, 2010-11 (61 Games)

BEST SAVE PERCENTAGE, ONE SEASON, ROOKIE (Min. 25 Games): .916
Jamie Storr, 1998-99 (28 Games)

MOST GOALS ALLOWED, CAREER: 1,185
Kelly Hrudey, 1988-96

MOST GOALS ALLOWED, ONE SEASON: 228
Kelly Hrudey, 1993-94

MOST GOALS ALLOWED, ONE SEASON, ROOKIE: 190
Gerry Desjardins, 1968-69

MOST GOALS ALLOWED, ONE GAME: 11
10/17/88, Roland Melanson at Calgary
1/6/83, Mario Lessard at Montreal
11/25/81, Jim Rutherford at Edmonton
11/14/71, Gary Edwards at Boston

MOST SHUTOUTS, CAREER: 32
Rogie Vachon, 1971-78

MOST SHUTOUTS, ONE SEASON: 8
Rogie Vachon, 1976-77

MOST SHUTOUTS, ONE SEASON, ROOKIE: 4
Jonathan Quick, 2008-09
Jamie Storr, 1998-99
Mario Lessard, 1978-79
Gerry Desjardins, 1968-69

MOST WINS, CAREER: 171
Rogie Vachon, 1971-78

MOST WINS, ONE SEASON: 39
Jonathan Quick, 2009-10

MOST WINS, ONE SEASON, ROOKIE: 23
Mario Lessard, 1978-79

MOST LOSSES, CAREER: 148
Rogie Vachon, 1971-78

MOST LOSSES, ONE SEASON: 34
Gerry Desjardins, 1968-69

MOST LOSSES, ONE SEASON, ROOKIE: 34
Gerry Desjardins, 1968-69

MOST TIES, CAREER: 66
Rogie Vachon, 1971-78

MOST TIES, ONE SEASON: 13
Kelly Hrudey, 1991-92
Rogie Vachon, 1977-78, 1974-75

MOST TIES, ONE SEASON, ROOKIE: 10
Mario Lessard, 1978-79

KINGS ALL-TIME STREAKS

LONGEST TEAM WINNING STREAKS

GAMES	YEAR	DATES OF STREAK
9 Games	2009-10	1/21/10 through 2/6/10
8 Games	1991-92	2/23/92 through 3/9/92
8 Games	1972-73	10/21/72 through 11/7/72
7 Games	1990-91	2/18/91 through 3/2/91
7 Games	1990-91	1/3/91 through 1/14/91
7 Games	1984-85	11/9/84 through 11/21/84
6 Games	2010-11	10/28/10 through 11/13/10
6 Games	2001-02	3/11/02 through 3/23/02

LONGEST TEAM POINT STREAKS

GAMES	YEAR	DATES OF STREAK
11 Games (8-0-3)	2010-11	1/22/11 through 2/17/11
11 Games (9-0-2)	1973-74	2/28/74 through 3/24/74
10 Games (9-0-1)	1980-81	10/16/80 through 11/5/80
10 Games (7-0-3)	1974-75	10/24/74 through 11/15/74
9 Games (9-0-0)	2009-10	1/21/10 through 2/6/10
9 Games (8-0-1)	1972-73	10/21/72 through 11/8/72
8 Games (6-0-2-0)	2000-01	11/2/00 through 11/18/00
8 Games (8-0-0)	1991-92	2/23/92 through 3/9/92
8 Games (7-0-1)	1990-91	2/18/91 through 3/5/91
8 Games (4-0-4)	1979-80	3/13/80 through 4/1/80

LONGEST TEAM LOSING STREAKS

GAMES	YEAR	DATES OF STREAK
11 Games (0-9-0-2)	2003-04	3/16/04 through 4/4/04
10 Games	1983-84	2/22/84 through 3/9/84
8 Games	2007-08	12/12/07 through 12/26/07
8 Games	1983-84	11/20/83 through 12/4/83
8 Games	1969-70	1/29/70 through 2/15/70
8 Games	1969-70	1/11/70 through 1/25/70
8 Games	1967-68	12/25/67 through 1/7/68

LONGEST TEAM WINLESS STREAKS

GAMES	YEAR	DATES OF STREAK
17 Games (0-13-4)	1969-70	1/29/70 through 3/5/70
16 Games (0-7-9)	1981-82	12/26/81 through 1/27/82
14 Games (0-3-9-2)	2003-04	12/18/03 through 1/16/04
13 Games (0-7-6)	1976-77	11/5/76 through 12/2/76
11 Games (0-9-0-2)	2003-04	3/16/04 through 4/4/04
11 Games (0-7-4)	1970-71	11/28/70 through 12/19/70

LONGEST TEAM WINNING STREAKS AT HOME

GAMES	YEAR	DATES OF STREAK
12 Games	1992-93	10/10/92 through 12/5/92
10 Games	1990-91	10/13/90 through 11/20/90
*8 Games	2010-11	10/12/10 through 11/13/10
8 Games	1991-92	2/15/92 through 3/17/92
7 Games	1980-81	10/11/80 through 11/10/80
7 Games	1979-80	11/27/79 through 12/29/79
7 Games	1975-76	10/15/75 through 11/8/75
7 Games	1972-73	10/21/72 through 11/4/72

*Team record for longest home winning streak at start of season

LONGEST TEAM POINT STREAKS AT HOME

GAMES	YEAR	DATES OF STREAK
13 Games (12-0-1)	1992-93	10/10/92 through 12/8/92
11 Games (9-0-2-0)	2001-02	3/4/02 through 4/14/02
11 Games (10-0-1)	1990-91	10/11/90 through 11/20/90
10 Games (8-0-2)	1973-74	3/2/74 through 3/28/74
10 Games (8-0-2)	1972-73	10/21/72 through 11/22/72
9 Games (8-0-1)	1991-92	2/6/92 through 3/17/92



KINGS ALL-TIME STREAKS

LONGEST TEAM LOSING STREAKS AT HOME

GAMES	YEAR	DATES OF STREAK
9 Games	1985-86	2/8/86 through 3/12/86
8 Games	1971-72	10/13/71 through 11/6/71
7 Games (0-4-3)	2006-07	1/8/07 through 2/22/07
6 Games	2003-04	3/16/04 through 4/2/04
5 Games	2002-03	12/30/02 through 1/11/03
5 Games	1979-80	1/29/80 through 2/14/80
5 Games	1973-74	11/3/73 through 11/29/73

LONGEST TEAM WINLESS STREAKS AT HOME

GAMES	YEAR	DATES OF STREAK
9 Games (0-9-0)	1985-86	2/8/86 through 3/12/86
9 Games (0-8-1)	1969-70	1/29/70 through 3/5/70
8 Games (0-6-2)	1998-99	10/18/98 through 11/19/98
8 Games (0-6-2)	1994-95	2/5/95 through 3/18/95
8 Games (0-6-2)	1993-94	2/12/94 through 3/12/94
8 Games (0-7-1)	1992-93	12/15/92 through 1/23/93
8 Games (0-8-0)	1971-72	10/13/71 through 11/6/71
8 Games (0-4-4)	1970-71	11/7/70 through 12/19/70

LONGEST TEAM WINNING STREAKS ON ROAD

GAMES	YEAR	DATES OF STREAK
8 Games	1974-75	12/18/74 through 1/16/75
7 Games	2009-10	12/31/09 through 1/31/10
6 Games	2010-11	2/23/11 through 3/29/11
5 Games	2008-09	2/3/09 through 2/18/09
5 Games	1984-85	10/29/84 through 11/14/84
5 Games	1980-81	11/16/80 through 12/11/80
4 Games	2005-06	12/6/05 through 12/21/05
4 Games	2003-04	10/10/03 through 11/6/03
4 Games	2001-02	1/12/02 through 1/30/02
4 Games	1998-99	12/20/98 through 1/5/99
4 Games	1990-91	1/3/91 through 1/14/91
4 Games	1988-89	11/5/88 through 11/23/88
4 Games	1976-77	2/26/77 through 3/2/77

LONGEST TEAM POINT STREAKS ON ROAD

GAMES	YEAR	DATES OF STREAK
11 Games (6-0-5)	1974-75	10/10/74 through 12/11/74
9 Games (6-0-3)	2010-11	1/22/11 through 2/17/11
8 Games (5-0-3)	1984-85	10/27/84 through 12/5/84
8 Games (8-0-0)	1974-75	12/18/74 through 1/16/75
7 Games (7-0-0)	2009-10	12/31/09 through 1/31/10
6 Games (6-0-0)	2010-11	2/23/11 through 3/29/11
6 Games (4-0-2)	1993-94	12/20/93 through 1/15/94
6 Games (4-0-2)	1992-93	3/26/93 through 4/10/93
6 Games (5-0-1)	1980-81	3/6/81 through 3/25/81
6 Games (5-0-1)	1980-81	11/16/80 through 12/13/80

LONGEST TEAM LOSING STREAKS ON ROAD

GAMES	YEAR	DATES OF STREAK
11 Games	1969-70	1/11/70 through 2/15/70
10 Games	1993-94	11/9/93 through 12/18/93
10 Games	1971-72	11/13/71 through 12/21/71
9 Games	1986-87	1/31/87 through 3/6/87
9 Games	1983-84	2/24/84 through 3/17/84
9 Games	1967-68	12/13/67 through 1/21/68

LONGEST TEAM WINLESS STREAKS ON ROAD

GAMES	YEAR	DATES OF STREAK
20 Games (0-16-4)	1969-70	1/11/70 through 4/3/70
19 Games (0-11-8)	1981-82	12/16/81 through 3/1/82
15 Games (0-11-4)	1995-96	1/8/96 through 2/26/96
15 Games (0-10-5)	1971-72	1/5/72 through 3/4/72
11 Games (0-9-2)	1982-83	2/17/83 through 3/30/83
11 Games (0-11-0)	1969-70	1/11/70 through 2/15/70

KINGS ALL-TIME STREAKS

OTHER TEAM STREAKS

MOST CONSECUTIVE TIE GAMES: 6
1/15/82 through 1/27/82
MOST CONSECUTIVE GAMES WITH A SHUTOUT: 2
4/1/06 through 4/3/06
12/10/02 through 12/11/02
3/29/01 through 3/31/01
2/19/77 through 2/22/77
10/28/75 through 10/30/75
3/1/73 through 3/3/73
10/18/69 through 10/22/69
1/1/69 through 1/5/69
MOST CONSECUTIVE GAMES SHUT OUT BY OPPONENT: 3
1/1/68 through 1/7/68
MOST CONSECUTIVE OVERTIME GAMES: 5
4/3/10 through 4/11/10
MOST CONSECUTIVE OVERTIME GAMES AT HOME: 5
12/18/03 through 1/3/04
MOST CONSECUTIVE OVERTIME GAMES ON ROAD: 4
1/7/04 through 1/16/04
MOST CONSECUTIVE OVERTIME WINS: 2
10/8/88 through 10/9/88
MOST CONSECUTIVE OVERTIME LOSSES: 3
3/7/07 through 3/11/07
MOST CONSECUTIVE SHOOTOUT GAMES: 4
4/3/10 through 4/10/10
MOST CONSECUTIVE SHOOTOUT GAMES AT HOME: 3
4/3/10 through 4/10/10
MOST CONSECUTIVE SHOOTOUT GAMES ON ROAD: 2
2/16/11 through 2/17/11
3/12/10 through 3/24/10
11/14/09 through 11/16/09
12/16/05 through 12/19/05
LONGEST SHOOTOUT WINNING STREAK: 5
10/9/10 through 1/26/11
12/10/09 through 1/30/10
LONGEST SHOOTOUT LOSING STREAK: 3
11/22/08 through 12/15/08

INDIVIDUAL STREAKS

LONGEST PLAYER SCORING STREAKS: 25 GAMES
Wayne Gretzky, 2/8/91 through 3/28/91 (8-49=57)
Bernie Nicholls, 10/16/84 through 12/10/84 (21-19=40)
LONGEST GOAL-SCORING STREAK: 13 GAMES
Charlie Simmer, 11/24/79 through 12/27/79
LONGEST ASSIST STREAK: 23 GAMES
Wayne Gretzky, 2/8/91 through 3/24/91 (48 Assists) (NHL Record)
MOST CONSECUTIVE GAMES PLAYED: 330
Anze Kopitar, 3/21/07 through 3/26/11
MOST CONSECUTIVE GOALTENDING WINS: 9
Jonathan Quick, 1/21/10 through 2/6/10
LONGEST UNBEATEN STREAK: 13 GAMES
Gary Edwards, 12/18/74 through 3/13/75 (7-0-6)

KINGS REGULAR SEASON OVERTIME RECORD

YEAR	GP	W	L	T	PTS
1983-84	17	1	3	13	15
1984-85	19	3	2	14	20
1985-86	14	3	3	8	14
1986-87	12	2	2	8	12
1987-88	12	1	3	8	10
1988-89	14	6	1	7	19
1989-90	12	3	2	7	13
1990-91	16	4	2	10	18
1991-92	16	1	1	14	16
1992-93	13	2	1	10	14
1993-94	18	3	3	12	18
1994-95	9	0	0	9	9
1995-96	23	3	2	18	24
1996-97	14	0	3	11	11
1997-98	16	3	2	11	17
1998-99	12	5	2	5	15
1999-00	21	5	4	12	26
2000-01	19	3	3	13	22
2001-02	18	3	4	11	21
2002-03	19	6	7*	6	24
2003-04	27	2	9	16	29
2004-05	DNP - Lockout				
2005-06	15	10	5	—	25
2006-07	20	6	14	—	26
2007-08	14	7	7	—	21
2008-09	19	8	11	—	27
2009-10	23	14	9	—	37
2010-11	17	11	6	—	28
TOTALS	449	115	111	223	531

Note: The NHL began awarding a point for an overtime loss during the 1999-00 season and began deciding games by shootout during the 2005-06 season.

*The Kings lost to Columbus on 3/25/03 but did not receive an overtime point because the club pulled its goaltender in the extra session. That game is officially recognized as a regulation loss by the NHL.

KINGS REGULAR SEASON OVERTIME RECORD VS. NHL

TEAM	OVERALL W-L-T	HOME W-L-T	ROAD W-L-T
Anaheim	12-9-11	5-6-4	7-3-7
Atlanta	0-3-0	0-2-0	0-1-0
Boston	7-6-8	3-3-4	4-3-4
Buffalo	2-0-6	1-0-3	1-0-3
Calgary	9-5-12	4-1-6	5-4-6
Carolina	3-2-5	2-0-2	1-2-3
Chicago	4-5-10	3-3-4	1-2-6
Colorado	6-2-5	2-1-4	4-1-1
Columbus	2-4-1	0-1-1	2-3-0
Dallas	9-7-14	7-2-7	2-5-7
Detroit	5-4-11	2-1-5	3-3-6
Edmonton	7-9-23	3-7-12	4-2-11
Florida	1-0-3	0-0-0	1-0-3
Minnesota	5-5-5	2-3-2	3-2-3
Montreal	1-1-6	0-1-3	1-0-3
Nashville	3-2-3	3-1-0	0-1-3
New Jersey	2-1-3	2-0-2	0-1-1
NY Islanders	3-3-2	2-3-1	1-0-1
NY Rangers	0-5-5	0-3-4	0-2-1
Ottawa	1-0-2	0-0-1	1-0-1
Philadelphia	2-2-2	1-0-1	1-2-1
Phoenix	8-9-24	5-6-14	3-3-10
Pittsburgh	5-5-4	4-1-0	1-4-4
San Jose	8-9-7	4-3-4	4-6-3
St. Louis	1-3-13	0-1-6	1-2-7
Tampa Bay	2-1-2	0-0-2	2-1-0
Toronto	0-1-10	0-0-6	0-1-4
Vancouver	6-6-20	2-3-11	4-3-9
Washington	1-2-6	0-1-3	1-1-3
TOTALS	115-111-223	57-53-112	58-58-111

Ties were not contested in overtime prior to the 1983-84 season.
Win columns include shootout wins after the 2003-04 season.
Loss columns include shootout losses after the 2003-04 season.

KINGS ALL-TIME REGULAR SEASON OVERTIME GOALS

1983-84	1. Marcel Dionne, 12/26/83 at VAN, (Caprice), 1:00	39. Olli Jokinen, 3/30/99 at BOS, (Dafoe), 3:54	
1984-85	2. Bernie Nicholls, 11/13/84 at QUE, (Bouchard), 2:57	40. Ray Ferraro, 4/15/99 vs. ANA, (Roussel), 2:21	
	3. Dave Taylor, 1/19/85 vs. NYI, (Hrudey), 3:28	1999-00	41. Sean O'Donnell, 2/14/00 vs. CGY, (Brathwaite), 1:42
	4. Marcel Dionne, 2/23/85 at HFD, (Liut), 2:46		42. Jozef Stumpel, 3/4/00 vs. NSH, (Dunham), 0:28
1985-86	5. Dave Williams, 11/16/85, vs. PIT, (Romano), 3:10		43. Jozef Stumpel, 3/13/00 vs. VAN, (Potvin), 3:53
	6. Phil Sykes, 11/21/85 at DET, (Stefan), 3:59		44. Jozef Stumpel, 3/23/00 at PHI, (Boucher), 1:20
	7. Bryan Erickson, 2/17/86 at MTL, (Roy), 4:36		45. Glen Murray, 4/9/00 at ANA, (Hebert), 1:06
1986-87	8. Bernie Nicholls, 10/15/86 at DET, (Hanlon), 4:41	2000-01	46. Ziggy Palffy, 10/23/00 at ANA, (Hebert), 1:04
	9. Morris Lukowich, 12/27/86 vs. BOS, (Ranford), 4:20		47. Bryan Smolinski, 1/16/01 at OTT, (Lalime), 2:01
1987-88	10. Bernie Nicholls, 1/21/88 at CGY, (Vernon), 0:42		48. Bryan Smolinski, 3/17/01 at SJS, (Nabokov), 0:40
1988-89	11. Dave Taylor, 10/8/88 vs. CGY, (Wamsley), 4:37	2001-02	49. Ziggy Palffy, 11/10/01 vs. DET, (Hasek), 3:33
	12. Steve Duchesne, 10/9/88 vs. NYI, (Smith), 3:17		50. Aaron Miller, 12/16/01 at ANA, (Giguere), 0:14
	13. Mike Krushelnyski, 1/10/89 vs. EDM, (Ranford), 2:20		51. Ziggy Palffy, 4/6/02 vs. EDM, (Salo), 0:28
	14. Luc Robitaille, 2/10/89 at WSH, (Malarchuk), 1:39	2002-03	52. Jaroslav Modry, 11/2/02 vs. NSH, (Dunham), 1:45
	15. Dave Taylor, 3/7/89 vs. PIT, (Barrasso), 2:37		53. Mathieu Schneider, 12/14/02 vs. PIT, (Hedberg), 4:22
	16. Marty McSorley, 3/29/89 vs. WPG, (Reddick), 3:37		54. Brad Chartrand, 12/26/02 vs. PHX, (Boucher), 3:14
1989-90	17. Wayne Gretzky, 10/15/89 at EDM, (Ranford), 3:24		55. Jason Allison, 1/13/03 vs. SJS, (Kiprusoff), 3:50
	18. Bernie Nicholls, 12/6/89 vs. VAN, (McLean), 2:51		56. Ziggy Palffy, 1/25/03 vs. NJD, (Brodeur), 3:50
	19. Bob Kudelski, 3/14/1990 at BUF, (Puppa), 1:25		57. Steve Kelly, 3/31/03 at PHX, (Boucher), 1:42
1990-91	20. Tony Granato, 11/17/90 vs. PIT, (Pietrangelo), 0:52	2003-04	58. Ziggy Palffy, 11/6/03 at TBL, (Grahame), 4:52
	21. Luc Robitaille, 12/20/90 at CGY, (Wamsley), 3:43		59. Joe Corvo, 1/28/04 at ANA, (Gerber), 2:37
	22. Brian Benning, 1/8/91 vs. HFD, (Reaugh), 3:37	2004-05	DNP - Lockout
	23. Tomas Sandstrom, 3/24/91 at EDM, (Fuhr), 3:30	2005-06	60. Pavol Demitra, 10/9/05 vs. MIN, (Fernandez), 3:31
1991-92	24. Mike Donnelly, 11/19/91 at SJS, (Hackett), 3:47		61. Mattias Norstrom, 1/2/06 vs. DAL, (Turco), 2:29
1992-93	25. Tomas Sandstrom, 10/6/92 at CGY, (Vernon), 3:40		62. Joe Corvo, 2/11/06 vs. CHI, (Anderson), 0:40
	26. Tomas Sandstrom, 4/10/93 at SJS, (Irbe), 3:22		63. Lubomir Visnovsky, 3/07/06 at MIN, (Fernandez), 1:21
1993-94	27. Rob Blake, 10/29/93 at WPG, (Essensa), 3:07	2006-07	64. Alexander Frolov, 1/26/07 at VAN, (Luongo), 1:48
	28. Warren Rychel, 12/20/93 at CGY, (Vernon), 4:59		65. Michael Cammalleri, 3/1/07 vs. ANA, (Bryzgalov), 3:17
	29. Mike Donnelly, 3/25/94 at EDM, (Brathwaite), 2:24	2007-08	66. Anze Kopitar , 11/10/07 vs. DAL (Turco), 2:34
1994-95	None		67. Dustin Brown , 12/30/07 at CHI (Khabibulin), 3:31
1995-96	30. Yanic Perreault, 10/10/95 vs. CHI, (Hackett), 2:10	2008-09	68. Michal Handzus, 10/17/08 vs. CAR, (Ward), 3:21
	31. Yanic Perreault, 10/21/95 at PIT, (Wregget), 0:40		69. Michal Handzus, 3/5/09 vs. DAL, (Turco), 1:31
	32. Yanic Perreault, 4/14/96 at COL, (Roy), 4:12		70. Dustin Brown , 3/19/09 at BOS, (Thomas), 4:25
1996-97	None	2009-10	71. Michal Handzus, 10/22/09 vs. DAL, (Auld), 0:55
1997-98	33. Luc Robitaille, 11/23/97 at COL, (Billington), 2:43		72. Dustin Brown , 12/9/09 at SJS (Nabokov), 1:16
	34. Ray Ferraro, 1/12/98 vs. ANA, (Hebert), 2:04		73. Drew Doughty , 3/22/10 vs. COL (Anderson), 3:40
	35. Yanic Perreault, 3/9/98 vs. ANA, (Shtalenkov), 4:19		74. Dustin Brown , 4/11/10 at COL (Anderson), 1:31
1998-99	36. Luc Robitaille, 10/16/98 vs. BOS, (Dafoe), 2:47	2010-11	75. Anze Kopitar , 12/4/10 vs. DET (Osgood), 4:04
	37. Craig Johnson, 1/5/99 at EDM, (Shtalenkov), 1:07		
	38. Luc Robitaille, 2/24/99 at DET, (Osgood), 1:57		

KINGS ALL-TIME OVERTIME GOAL LEADERS

Player	Career Total
Luc Robitaille	5
Ziggy Palffy	5
Dustin Brown	4
Bernie Nicholls	4
Yanic Perreault	4
Michal Handzus	3
Jozef Stumpel	3
Dave Taylor	3
Tomas Sandstrom	3
Anze Kopitar	2
Bryan Smolinski	2
Marcel Dionne	2
Mike Donnelly	2
Ray Ferraro	2
Joe Corvo	2
Drew Doughty	1
Several	1

CAREER OVERTIME GOALS SCORED BY CURRENT KINGS

Player	Career Total
Simon Gagne	7 (6 with PHI; 1 with TBL)
Dustin Brown	4 (4 with LA)
Mike Richards	4 (4 with PHI)
Jarret Stoll	3 (3 with EDM)
Anze Kopitar	2 (2 with LA)
Ethan Moreau	2 (1 with CBJ; 1 with EDM)
Dustin Penner	2 (2 with EDM)
Justin Williams	2 (1 with CAR; 1 with PHI)
Drew Doughty	1 (1 with LA)
Brad Richardson	1 (1 with COL)

KINGS CAREER AND 2010-11 SHOOTOUT STATS

Career Player	Goals	Shots	PCT	GDG	Career Goaltender	W	L	ATT	GA	PCT
Armstrong, Derek	0	1	.000	0	Aubin, J-S	1	1	4	2	.500
Avery, Sean	0	1	.000	0	Bernier, Jonathan	1	2	11	3	.727
Brown, Dustin	13	40	.325	4	Brust, Barry	1	1	5	1	.800
Cammalleri, Michael	3	12	.250	1	Burke, Sean	2	2	22	11	.500
Clarke, Noah	0	1	.000	0	Cloutier, Dan	1	0	4	1	.750
Conroy, Craig	0	1	.000	0	Ersberg, Erik	3	7	46	17	.630
Corvo, Joe	1	3	.333	1	Garon, Mathieu	5	4	34	10	.706
Demitra, Pavol	3	5	.600	3	LaBarbera, Jason	4	4	22	11	.500
Doughty, Drew	2	6	.333	1	Quick, Jonathan	22	7	109	29	.734
Frolov, Alexander	8	22	.364	2	TOTALS	40	28	257	85	.669
Handzus, Michal	9	18	.500	3						
Johnson, Jack	10	30	.333	2						
Kopitar, Anze	21	50	.420	8						
Kostopoulos, Tom	0	1	.000	0						
Lundmark, Jamie	2	3	.667	0						
Moller, Oscar	0	2	.000	0						
O'Sullivan, Patrick	7	16	.438	4						
Parrish, Mark	0	1	.000	0						
Parse, Scott	0	1	.000	0						
Penner, Dustin	0	1	.000	0						
Purcell, Teddy	0	2	.000	0						
Richardson, Brad	0	1	.000	0						
Robitaille, Luc	2	3	.667	1						
Roenick, Jeremy	1	2	.500	0						
Simmonds, Wayne	2	5	.400	0						
Smyth, Ryan	1	6	.167	0						
Stoll, Jarret	11	16	.688	6						
Visnovsky, Lubomir	1	3	.333	1						
Williams, Justin	3	6	.500	3						
Willsie, Brian	0	3	.000	0						
TOTALS	100	262	.382	40						

2010-11 Player	Goals	Shots	PCT	GDG	2010-11 Goaltender	W	L	ATT	GA	PCT
Brown, Dustin	2	7	.286	1	Bernier, Jonathan	0	2	5	3	.400
Doughty, Drew	0	1	.000	0	Quick, Jonathan	10	0	44	8	.818
Handzus, Michal	4	9	.444	2	TOTALS	10	2	49	11	.776
Johnson, Jack	1	7	.143	0						
Kopitar, Anze	3	10	.300	2						
Penner, Dustin	0	1	.000	0						
Stoll, Jarret	9	10	.900	4						
Williams, Justin	1	4	.250	1						
TOTALS	20	49	.408	10						

KINGS ALL-TIME SHOOTOUT RECORDS

TEAM SHOOTOUT RECORDS

MOST, ONE SEASON: 18
2009-10

MOST ONE SEASON, HOME: 11
2009-10

MOST ONE SEASON, AWAY: 7
2010-11, 2009-10

FEWEST ONE SEASON: 7
2005-06

FEWEST ONE SEASON, HOME: 3
2007-08, 2005-06

FEWEST ONE SEASON, AWAY: 2
2006-07

SHOOTOUT WINS

MOST ONE SEASON: 10
2010-11, 2009-10

MOST ONE SEASON, HOME: 5
2010-11, 2009-10

MOST ONE SEASON, AWAY: 5
2010-11, 2009-10

FEWEST ONE SEASON: 4
2006-07

FEWEST ONE SEASON, HOME: 2
2008-09, 2007-08

FEWEST ONE SEASON, AWAY: 1
2006-07

SHOOTOUT LOSSES

MOST ONE SEASON: 8
2009-10, 2008-09

MOST ONE SEASON, HOME: 6
2009-10, 2008-09

MOST ONE SEASON, AWAY: 2
2010-11, 2009-10, 2008-09, 2007-08

FEWEST ONE SEASON: 1
2005-06

FEWEST ONE SEASON, HOME: 0
2010-11

FEWEST ONE SEASON, AWAY: 1
2006-07, 2005-06

SHOOTOUT ROUNDS

MOST ROUNDS IN A WIN: 8
12/10/09 vs. Phoenix (3-2 SOW)

MOST ROUNDS IN A LOSS: 10
2/11/10 vs. Edmonton (3-2 SOL)

PLAYER SHOOTOUT RECORDS

MOST GOALS, CAREER: 21
Anze Kopitar, 2006-11

MOST GOALS, ONE SEASON: 9
Jarret Stoll, 2010-11

MOST ATTEMPTS, CAREER: 50
Anze Kopitar, 2006-11

MOST ATTEMPTS, ONE SEASON: 17
Jack Johnson, 2009-10

MOST GAME-DECIDING GOALS, CAREER: 8
Anze Kopitar, 2006-11

MOST GAME-DECIDING GOALS, ONE SEASON: 4
Jarret Stoll, 2010-11, **Anze Kopitar**, 2009-10

BEST SCORING PERCENTAGE, CAREER
(Min. 10 Shots): .688
Jarret Stoll, 2010-11, (11 Goals, 16 Shots)

BEST SCORING PERCENTAGE, ONE SEASON
(Min. 5 Shots): .900
Jarret Stoll, 2010-11, (9 Goals, 10 Shots)

GOALTENDER SHOOTOUT RECORDS

MOST WINS, CAREER: 22
Jonathan Quick, 2007-11

MOST WINS, ONE SEASON: 10
Jonathan Quick, 2010-11

MOST LOSSES, CAREER: 7
Erik Ersberg, 2007-10

Jonathan Quick, 2007-11

MOST LOSSES, ONE SEASON: 6
Jonathan Quick, 2009-10

MOST SHOTS FACED, CAREER: 109
Jonathan Quick, 2007-11

MOST SHOTS FACED, ONE SEASON: 51
Jonathan Quick, 2009-10

BEST SAVE PERCENTAGE, CAREER
(Min. 20 Shots Against): .734
Jonathan Quick, 2007-11, (80 Saves, 109 Shots)

BEST SAVE PERCENTAGE, ONE SEASON
(Min. 10 Shots Against): .818
Jonathan Quick, 2010-11, (36 Saves, 44 Shots)

BEST WINNING PERCENTAGE, CAREER
(Min. 8 Games): .759
Jonathan Quick, 2007-11, (22-7 Career Record)

BEST WINNING PERCENTAGE, ONE SEASON
(Min. 3 Games): 1.000
Jonathan Quick, 2010-11, (10-0 Record)

ALL-TIME SHOOTOUT RECORD VS. NHL

TEAM	OVERALL	HOME	ROAD
Anaheim	4-5	1-3	3-2
Atlanta	0-1	0-1	—
Boston	3-0	1-0	2-0
Buffalo	1-0	1-0	—
Calgary	3-0	2-0	1-0
Carolina	—	—	—
Chicago	1-1	1-1	—
Colorado	1-2	1-1	0-1
Columbus	2-0	—	2-0
Dallas	5-2	3-1	2-1
Detroit	0-1	0-1	—
Edmonton	1-5	1-5	—
Florida	1-0	—	1-0
Minnesota	3-2	1-1	2-1
Montreal	—	—	—
Nashville	1-0	1-0	—
New Jersey	1-0	1-0	—
NY Islanders	1-0	—	1-0
NY Rangers	0-1	—	0-1
Ottawa	—	—	—
Philadelphia	1-0	1-0	—
Phoenix	4-2	3-1	1-1
Pittsburgh	—	—	—
San Jose	3-3	2-1	1-2
St. Louis	1-1	0-1	1-0
Tampa Bay	1-1	—	1-1
Toronto	—	—	—
Vancouver	2-1	0-1	2-0
Washington	—	—	—
TOTALS	40-28	20-18	20-10



KINGS PENALTY SHOTS FOR - REGULAR SEASON

15 MADE, 31 MISSED

No.	Result	Player	Goalie, Opponent, Date
1.	MISSED	Eddie Joyal	vs. Ed Giacomin, NY Rangers, 10/31/67
2.	MADE	Butch Goring	vs. Gilles Villemure, at NY Rangers, 2/13/72
3.	MISSED	Paul Curtis	vs. Bernie Parent, Toronto, 3/25/72
4.	MADE	Phil Hoene	vs. Cesare Maniago, at Minnesota, 12/11/73
5.	MADE	Juha Widing	vs. Dan Bouchard, at Atlanta, 2/10/74
6.	MISSED	Bart Crashley	vs. Ken Dryden, at Montreal, 10/8/75
7.	MADE	Bob Nevin	vs. Tony Esposito, at Chicago, 2/11/76
8.	MISSED	Hartland Monahan	vs. Dan Bouchard, Atlanta, 2/9/78
9.	MISSED	Charlie Simmer	vs. Billy Smith, NY Islanders, 11/24/79
10.	MISSED	Steve Jensen	vs. Glenn Resch, Colorado, 10/15/81
11.	MADE	Marcel Dionne	vs. Tom Barrasso, at Buffalo, 3/9/84
12.	MISSED	Dave Williams	vs. Roberto Romano, Pittsburgh, 1/21/87
13.	MISSED	Marcel Dionne	vs. Alain Chevrier, New Jersey, 1/28/87
14.	MADE	Luc Robitaille	vs. Eldon Reddick, at Winnipeg, 10/25/87
15.	MISSED	Luc Robitaille*	vs. Sean Burke, New Jersey, 2/2/89
16.	MADE	Tomas Sandstrom	vs. Wendell Young, at Pittsburgh, 2/10/90
17.	MISSED	Wayne Gretzky	vs. Peter Ing, at Toronto, 1/5/91
18.	MADE	Luc Robitaille	vs. Kay Whitmore, Hartford, 2/6/92
19.	MADE	Mike Donnelly	vs. Kirk McLean, Vancouver, 11/12/92
20.	MISSED	Luc Robitaille	vs. Jon Casey, Minnesota, 4/3/93
21.	MISSED	Tony Granato	vs. Jocelyn Thibault, at Quebec, 11/25/93
22.	MISSED	Mike Donnelly	vs. Curtis Joseph, at St. Louis, 4/7/94
23.	MADE	Dan Quinn	vs. Mikhail Shtalenkov, at Anaheim, 3/21/95
24.	MISSED	Kevin Stevens	vs. Nikolai Khabibulin, at Winnipeg, 2/26/96
25.	MISSED	Glen Murray	vs. Guy Hebert, at Anaheim, 2/7/98
26.	MISSED	Rob Blake	vs. Dwayne Roloson, Calgary, 4/13/98
27.	MISSED	Ziggy Palffy	vs. Fred Brathwaite, at Calgary, 4/7/01
28.	MISSED	Ziggy Palffy	vs. Manny Fernandez, Minnesota, 10/7/01
29.	MISSED	Ian Laperriere	vs. Jose Theodore, at Montreal, 10/22/01
30.	MISSED	Ziggy Palffy	vs. Evgeni Nabokov, at San Jose, 2/17/03
31.	MISSED	Esa Pirnes	vs. Marc-Andre Fleury, at Pittsburgh, 10/10/03
32.	MISSED	Esa Pirnes	vs. Jocelyn Thibault, at Chicago, 10/12/03
33.	MADE	Joe Corvo	vs. Jimmy Howard, Detroit, 11/28/05
34.	MADE	Alexander Frolov	vs. Andrew Raycroft, at Boston, 1/12/06
35.	MISSED	Sean Avery	vs. John Grahame, Tampa Bay, 1/17/06
36.	MISSED	Ladislav Nagy	vs. Evgeni Nabokov, at San Jose, 11/24/07
37.	MISSED	Jeff Giuliano	vs. Miikka Kiprusoff, Calgary, 2/15/08
38.	MISSED	Alexander Frolov	vs. Roberto Luongo, Vancouver, 10/30/08
39.	MISSED	Patrick O'Sullivan	vs. Steve Mason, Columbus, 12/6/08
40.	MADE	Patrick O'Sullivan	vs. Scott Clemmensen, at New Jersey, 2/7/09
41.	MADE	Wayne Simmonds	vs. Brian Elliott, Ottawa, 12/3/09
42.	MISSED	Dustin Brown	vs. Miikka Kiprusoff, at Calgary, 12/30/09
43.	MISSED	Fredrik Modin	vs. Devan Dubnyk, Edmonton, 4/10/10
44.	MADE	Dustin Brown	vs. Dwayne Roloson, NY Islanders, 11/13/10
45.	MISSED	Jack Johnson	vs. Kari Lehtonen, at Dallas, 1/17/11
46.	MISSED	Jarret Stoll	vs. Nikolai Khabibulin, at Edmonton, 2/2/11

*Penalty Shot attempted in overtime.

KINGS PENALTY SHOTS AGAINST - REGULAR SEASON

12 MADE, 35 MISSED

No.	Result	Player	Goalie, Opponent, Date
1.	MISSED	Norm Ullman	vs. Wayne Rutledge, at Toronto, 1/22/70
2.	MISSED	Billy Harris	vs. Rogie Vachon, at NY Islanders, 10/12/72
3.	MISSED	Joey Johnston	vs. Rogie Vachon, at Oakland, 1/2/74
4.	MISSED	Gil Perreault	vs. Rogie Vachon, Buffalo, 2/4/76
5.	MISSED	Dennis Polonich	vs. Rogie Vachon, Detroit, 12/4/76
6.	MISSED	Don Murdoch	vs. Rogie Vachon, at NY Rangers, 1/9/77
7.	MISSED	Dale McCourt	vs. Mario Lessard, Detroit, 11/22/78
8.	MISSED	Al MacAdam	vs. Ron Grahame, at Minnesota, 12/6/78
9.	MISSED	Bengt Gustafsson	vs. Ron Grahame, Washington, 2/12/80
10.	MISSED	Glen Sharpley	vs. Mario Lessard, at Chicago, 2/12/81
11.	MADE	Rick Vaive	vs. Darren Eliot, Toronto, 12/4/86
12.	MADE	Mel Bridgman	vs. Roland Melanson, at Detroit, 3/25/87
13.	MISSED	Joe Mullen#	vs. Al Jensen, Calgary, 3/28/87
14.	MADE	Mario Lemieux	vs. Kelly Hrudey, Pittsburgh, 3/7/89
15.	MADE	Normand Lacombe	vs. Kelly Hrudey, at Philadelphia, 2/5/91
16.	MADE	Paul Ysebaert	vs. Robb Stauber, at Detroit, 11/27/92
17.	MADE	Mikael Andersson	vs. Robb Stauber, Tampa Bay, 12/15/92
18.	MISSED	Mats Sundin	vs. Kelly Hrudey, at Quebec, 2/2/93
19.	MISSED	Craig Janney	vs. Robb Stauber, St. Louis, 3/20/93
20.	MISSED	Pavel Bure	vs. Kelly Hrudey, Vancouver, 10/6/93
21.	MISSED	Alexander Mogilny	vs. Robb Stauber, at Buffalo, 12/17/93
22.	MISSED	Tony Amonte*	vs. Kelly Hrudey, NY Rangers, 1/27/94
23.	MISSED	Sergei Fedorov*	vs. Kelly Hrudey, at Detroit, 2/12/95
24.	MISSED	Dirk Graham	vs. Kelly Hrudey, at Chicago, 3/9/95
25.	MADE	Steve Chiasson	vs. Byron Dafee, at Calgary, 12/11/95
26.	MISSED	Peter Bondra	vs. Stephane Fiset, at Washington, 4/4/98
27.	MADE	Peter Bondra	vs. Stephane Fiset, at Washington, 1/29/99
28.	MADE	Tomas Sandstrom	vs. Stephane Fiset, Anaheim, 2/15/99
29.	MISSED	Todd White	vs. Jamie Storr, at Chicago, 2/26/99
30.	MISSED	Paul Kariya	vs. Stephane Fiset, Anaheim, 3/18/99
31.	MISSED	Mike Ricci	vs. Stephane Fiset, San Jose, 10/24/99
32.	MISSED	Martin Rucinsky	vs. Jamie Storr, at Montreal, 12/11/99
33.	MADE	Sebastien Bordeleau	vs. Felix Potvin, Minnesota, 10/7/01
34.	MISSED	Andrej Nedorost	vs. Cristobal Huet, Columbus, 3/25/03
35.	MISSED	Marcus Nilson	vs. Mathieu Garon, Calgary, 10/23/05
36.	MISSED	David Legwand	vs. Jason LaBarbera, Nashville, 11/5/05
37.	MISSED	Paul Kariya	vs. Jason LaBarbera, at Nashville, 11/24/05
38.	MISSED	Ladislav Nagy	vs. Jason LaBarbera, at Phoenix, 12/29/05
39.	MISSED	Keith Tkachuk	vs. Mathieu Garon, at St. Louis, 3/11/06
40.	MISSED	Stu Barnes	vs. Mathieu Garon, Dallas, 3/16/06
41.	MISSED	Todd White	vs. Dan Cloutier, at Minnesota, 10/25/06
42.	MISSED	Paul Kariya	vs. Dan Cloutier, at Nashville, 12/23/06
43.	MADE	David Legwand	vs. Dan Cloutier, at Nashville, 12/23/06
44.	MISSED	Teemu Selanne	vs. Mathieu Garon, at Anaheim, 3/18/07
45.	MADE	Michal Rozsival	vs. Jason LaBarbera, NY Rangers, 12/17/08
46.	MISSED	Scott Hartnell	vs. Jonathan Quick , Philadelphia, 1/3/09
47.	MISSED	Rick Nash	vs. Jonathan Quick , Columbus, 10/24/09

*Penalty Shot attempted in overtime.

#Goal scored but disallowed for an illegal stick.

KINGS ALL-TIME RECORD ON HOMESTANDS OF FOUR OR MORE GAMES

9-GAMES (1); 1973-74 (7-0-2).

8-GAMES (5); 1968-69 (5-3-0); 1969-70 (3-5-0); 1972-73 (7-1-0); 2000-01 (2-5-1); 2010-11 (2-6-0).

7-GAMES (11); 1969-70 (2-3-2); 1970-71 (2-3-2); 1974-75 (5-1-1); 1975-76 (3-4-0); 1981-82 (2-3-2); 1984-85 (5-2-0); 1998-99 (4-3-0); 1999-00 (4-2-1); 2003-04 (3-4-0); 2008-09 (3-2-2); 2009-10 (3-4-0).

6-GAMES (22); 1971-72 (0-6-0); 1971-72 (1-5-0); 1974-75 (2-1-3); 1976-77 (3-2-1); 1978-79 (3-3-0); 1978-79 (3-1-2); 1980-81 (4-2-0); 1980-81 (2-4-0); 1982-83 (3-3-0); 1986-87 (3-2-1); 1987-88 (3-3-0); 1990-91 (5-0-1); 1990-91 (1-3-2); 1991-92 (2-2-2); 1993-94 (4-1-1); 1997-98 (3-3-0); 1997-98 (4-2-0); 2000-01 (3-1-2); 2006-07 (2-3-1); 2007-08 (3-3-0); 2010-11 (3-2-1).

5-GAMES (53); 1967-68 (3-2-0); 1967-68 (2-2-1); 1968-69 (3-2-0); 1968-69 (3-2-0); 1968-69 (3-2-0); 1969-70 (2-3-0); 1970-71 (3-2-0); 1971-72 (1-3-1); 1972-73 (2-1-2); 1975-76 (2-1-1); 1975-76 (2-3-0); 1975-76 (2-2-1); 1976-77 (0-4-1); 1977-78 (2-1-2); 1977-78 (2-3-0); 1977-78 (1-2-2); 1981-82 (2-3-0); 1981-82 (3-2-0); 1981-82 (2-2-1); 1982-83 (3-2-0); 1985-86 (1-3-1); 1986-87 (3-2-0); 1986-87 (4-1-0); 1987-88 (1-4-0); 1987-88 (1-3-1); 1988-89 (4-1-0); 1988-89 (4-1-0); 1988-89 (3-1-1); 1988-89 (1-3-1); 1989-90 (3-1-1); 1989-90 (1-3-1); 1989-90 (4-1-0); 1990-91 (5-0-0); 1991-92 (3-1-1); 1991-92 (2-2-1); 1992-93 (4-1-0); 1992-93 (1-3-1); 1993-94 (2-3-0); 1995-96 (0-4-1); 1996-97 (1-3-1); 1996-97 (1-3-1); 1997-98 (2-2-1); 1999-2000 (3-1-1); 2000-01 (2-1-2); 2001-02 (2-3-0); 2001-02 (2-2-1); 2002-03 (2-3-0); 2003-04 (1-4-0); 2005-06 (4-1-0); 2005-06 (2-3-0); 2006-07 (2-2-1); 2010-11 (5-0-0); 2010-11 (3-1-1).

4-GAMES (73); 1967-68 (3-1-0); 1967-68 (2-1-1); 1969-70 (1-3-0); 1970-71 (3-1-0); 1971-72 (2-2-0); 1972-73 (3-0-1); 1972-73 (2-2-0); 1973-74 (0-4-0); 1974-75 (3-0-1); 1974-75 (2-1-1); 1974-75 (2-2-0); 1975-76 (4-0-0); 1975-76 (1-1-2); 1976-77 (3-1-0); 1976-77 (3-1-0); 1977-78 (2-2-0); 1977-78 (1-2-1); 1978-79 (2-1-1); 1978-79 (1-2-1); 1979-80 (3-0-1); 1979-80 (1-1-2); 1979-80 (2-1-1); 1979-80 (1-3-0); 1980-81 (4-0-0); 1980-81 (1-1-2); 1981-82 (2-2-0); 1982-83 (1-3-0); 1983-84 (2-1-1); 1983-84 (3-0-1); 1983-84 (0-4-0); 1983-84 (1-2-1); 1983-84 (2-0-2); 1984-85 (2-2-0); 1984-85 (3-1-0); 1984-85 (2-0-2); 1985-86 (1-3-0); 1985-86 (2-2-0); 1985-86 (0-4-0); 1985-86 (0-3-1); 1986-87 (2-1-1); 1986-87 (1-3-0); 1987-88 (3-1-0); 1987-88 (3-1-0); 1988-89 (2-2-0); 1988-89 (3-0-1); 1989-90 (2-2-0); 1989-90 (2-2-0); 1989-90 (2-1-1); 1992-93 (1-2-1); 1992-93 (3-1-0); 1993-94 (1-3-0); 1994-95 (2-2-0); 1995-96 (2-1-1); 1996-97 (3-1-0); 1996-97 (4-0-0); 1998-99 (0-3-1); 1998-99 (1-3-0); 1998-99 (2-2-0); 2000-01 (2-2-0); 2001-02 (3-0-1); 2002-03 (0-2-1-1); 2003-04 (2-1-1); 2005-06 (2-2-0); 2005-06 (2-1-1); 2005-06 (4-0-0); 2006-07 (2-1-1); 2006-07 (2-2-0); 2007-08 (3-1-0); 2008-09 (2-2-0); 2008-09 (2-0-2); 2008-09 (1-3-0); 2009-10 (2-2-0); 2010-11 (3-0-1).

TIMES THE KINGS HAVE SWEEPED A 3-GAME HOMESTAND (16); 1968-69; 1974-75; 1979-80; 1982-83; 1988-89; 1989-90; 1990-91 (2); 1991-92; 1992-93; 2000-01; 2001-02; 2002-03; 2008-09; 2009-10; 2010-11.

TIMES THE KINGS HAVE BEEN SWEEPED ON A 3-GAME HOMESTAND (6); 1973-74; 1979-80; 1985-86; 1993-94; 1999-2000; 2002-03.

KINGS ALL-TIME RECORD ON ROAD TRIPS OF FOUR OR MORE GAMES

9-GAMES (1); 1969-70 (1-7-1).

8-GAMES (5); 1969-70 (1-7-0); 1970-71 (2-4-2); 1978-79 (4-4-0); 2002-03 (2-3-1-2); 2007-08 (4-3-1).

7-GAMES (13); 1971-72 (0-4-3); 1973-74 (3-3-1); 1974-75 (6-1-0); 1975-76 (3-4-0); 1976-77 (1-6-0); 1977-78 (1-3-3); 1979-80 (3-2-2); 1981-82 (0-5-2); 1982-83 (1-5-1); 1987-88 (2-4-1); 1991-92 (4-2-1); 1993-94 (2-4-1); 1999-00 (4-3-0).

6-GAMES (22); 1967-68 (2-2-2); 1967-68 (3-3-0); 1968-69 (1-4-1); 1971-72 (1-5-0); 1972-73 (1-5-0); 1972-73 (1-5-0); 1977-78 (1-4-1); 1980-81 (1-3-2); 1983-84 (1-3-2); 1985-86 (2-4-0); 1986-87 (4-2-0); 1988-89 (4-2-0); 1989-90 (2-4-0); 1989-90 (2-3-1); 1990-91 (3-3-0); 1992-93 (2-3-1); 1992-93 (3-1-2); 1997-98 (2-4-0); 2001-02 (1-4-0-1); 2008-09 (2-3-1); 2009-10 (3-3-0); 2010-11 (3-1-2).

5-GAMES (56); 1967-68 (0-5-0); 1968-69 (0-4-1); 1972-73 (1-3-1); 1973-74 (0-4-1); 1974-75 (2-0-3); 1974-75 (2-2-1); 1976-77 (1-2-2); 1976-77 (4-1-0); 1977-78 (3-2-0); 1978-79 (2-3-0); 1979-80 (2-3-0); 1979-80 (1-4-0); 1980-81 (3-2-0); 1981-82 (1-3-1); 1981-82 (2-2-1); 1982-83 (0-5-0); 1984-85 (1-2-2); 1985-86 (2-2-1); 1985-86 (3-1-1); 1985-86 (3-2-0); 1985-86 (1-4-0); 1986-87 (0-5-0); 1986-87 (2-2-1); 1986-87 (0-5-0); 1987-88 (0-5-0); 1987-88 (2-2-1); 1987-88 (2-3-0); 1988-89 (3-2-0); 1988-89 (1-3-1); 1989-90 (3-2-0); 1990-91 (1-2-2); 1990-91 (4-1-0); 1990-91 (2-3-0); 1992-93 (2-3-0); 1993-94 (1-4-0); 1994-95 (3-2-0); 1995-96 (2-2-1); 1995-96 (0-5-0); 1997-98 (0-2-3); 1997-98 (3-1-1); 1998-99 (2-2-1); 1998-99 (2-2-1); 1998-99 (1-4-0); 1999-00 (3-1-1); 2000-01 (2-3-0); 2001-02 (4-1-0); 2002-03 (2-1-1-1); 2002-03 (2-3-0); 2003-04 (1-1-1-2); 2006-07 (2-1-2); 2008-09 (4-1-0); 2008-09 (1-4-0); 2009-10 (3-2-0); 2009-10 (5-0-0); 2010-11 (3-2-0); 2010-11 (3-2-0).

4-GAMES (80); 1967-68 (1-3-0); 1968-69 (1-2-1); 1968-69 (0-3-1); 1969-70 (0-1-3); 1970-71 (0-4-0); 1970-71 (0-2-2); 1971-72 (0-4-0); 1971-72 (0-4-0); 1972-73 (0-3-1); 1973-74 (0-2-2); 1973-74 (2-2-0); 1973-74 (1-1-2); 1975-76 (0-4-0); 1975-76 (1-1-2); 1977-78 (1-2-1); 1978-79 (1-3-0); 1978-79 (2-1-1); 1978-79 (1-3-0); 1979-80 (1-3-0); 1979-80 (1-3-0); 1980-81 (2-1-1); 1980-81 (3-1-0); 1980-81 (3-0-1); 1981-82 (2-2-0); 1982-83 (2-1-1); 1982-83 (2-1-1); 1982-83 (0-3-1); 1983-84 (3-1-0); 1983-84 (0-4-0); 1984-85 (0-3-1); 1984-85 (2-1-1); 1984-85 (0-2-2); 1984-85 (3-1-0); 1987-88 (1-2-1); 1988-89 (2-2-0); 1988-89 (0-3-1); 1988-89 (2-2-0); 1989-90 (1-3-0); 1989-90 (0-4-0); 1990-91 (2-1-1); 1990-91 (1-2-1); 1991-92 (1-3-0); 1991-92 (2-1-1); 1991-92 (2-2-0); 1991-92 (1-2-1); 1992-93 (2-2-0); 1993-94 (0-4-0); 1993-94 (1-2-1); 1994-95 (2-0-2); 1995-96 (0-3-1); 1995-96 (0-3-1); 1996-97 (2-0-2); 1996-97 (0-4-0); 1996-97 (1-3-0); 1996-97 (0-3-1); 1997-98 (1-2-1); 1998-99 (1-3-0); 1999-00 (1-3-0); 2000-01 (3-1-0); 2000-01 (2-2-0); 2000-01 (3-1-0); 2001-02 (1-1-2); 2001-02 (2-1-1); 2001-02 (0-3-1); 2003-04 (3-0-0-1); 2003-04 (1-1-0-2); 2003-04 (1-0-2-1); 2003-04 (0-3-0-1); 2005-06 (2-1-1); 2005-06 (1-3-0); 2005-06 (1-3-0); 2005-06 (0-2-2); 2005-06 (2-2-0); 2006-07 (0-4-0); 2006-07 (0-1-3); 2007-08 (0-3-1); 2009-10 (1-3-0); 2010-11 (1-3-0); 2010-11 (4-0-0).

KINGS BEST 3-GAME TRIPS; 1984-85 (3-0-0); 1997-98 (2-0-1); 1999-00 (2-0-1); 1999-00 (2-0-1); 2005-06 (2-0-1); 2008-09 (2-0-1); 2010-11 (2-0-1).

NOTES: In 1984-85 the Kings played eight consecutive games on the road, however, after the first four games at Washington, Montreal, the NY Islanders and Chicago the club returned to L.A. for three days before leaving to play another four games at Edmonton, Winnipeg (2) and Vancouver. This is counted as two four-game trips.

In 2003-04 the Kings played seven consecutive road games, however, after the first two at Edmonton and Calgary the Kings had a full week off for the All-Star break and then embarked on a five-game trip to Minnesota, Columbus, Buffalo, New Jersey and the NY Islanders.

In 2010-11 the Kings played 10 consecutive road games. After playing three straight on the road at Minnesota, Edmonton and Calgary, the team returned home for three days before leaving on a six-game trip that included stops in Pittsburgh, Washington, Philadelphia, Columbus, the New York Rangers and the New York Islanders. After returning home from the east coast, the Kings played their 10th consecutive road game three days later at Anaheim.

KINGS YEAR-BY-YEAR SITUATIONAL STATS

	HOME	ROAD	Vs. DIVISION	1-GOAL GAMES	SCORING 1ST GOAL	ALLOWING 1ST GOAL	LEADING AFTER 2		
1967-68	20-13-4	11-20-6	21-21-8	5-6	—	—	—		
1968-69	19-14-5	5-28-5	14-18-8	7-4	—	—	—		
1969-70	12-22-4	2-30-6	10-23-7	4-10	—	—	—		
1970-71	17-14-8	8-26-5	14-18-4	4-4	—	—	—		
1971-72	14-23-2	6-26-7	8-25-3	1-8	—	—	—		
1972-73	21-11-7	10-25-4	17-16-5	4-8	—	—	—		
1973-74	22-13-4	11-20-8	21-13-4	9-7	—	—	—		
1974-75	22-7-11	20-10-10	14-3-7	5-4	—	—	—		
1975-76	22-13-5	16-20-4	10-11-3	9-7	—	—	—		
1976-77	20-13-7	14-18-8	13-6-5	6-12	—	—	—		
1977-78	18-16-6	13-18-9	10-9-5	3-7	—	—	—		
1978-79	20-13-7	14-21-5	14-12-6	7-5	—	—	—		
1979-80	18-13-9	12-23-5	5-7-4	9-5	—	—	—		
1980-81	22-11-7	21-13-6	7-6-3	11-5	—	—	—		
1981-82	19-15-6	5-26-9	11-13-8	7-9	13-11-5	11-30-10	17-6-3		
1982-83	20-13-7	7-28-5	9-17-6	6-5	19-16-5	8-25-7	24-5-2		
1983-84	13-19-8	10-25-5	9-18-5	7-10	17-11-5	6-33-8	18-2-4		
1984-85	20-14-6	14-18-8	12-14-6	12-11	24-11-7	10-21-7	27-5-8		
1985-86	9-27-4	14-22-4	7-20-5	12-10	14-12-4	9-37-4	14-1-2		
1986-87	20-17-3	11-24-5	10-19-3	11-14	18-16-5	13-25-3	22-7-2		
1987-88	19-18-3	11-24-5	12-17-3	11-12	18-11-3	12-31-5	24-3-1		
1988-89	25-12-3	17-19-4	12-16-4	12-8	24-13-4	18-18-3	30-3-3		
1989-90	21-16-3	13-23-4	11-15-6	8-11	26-10-1	8-29-6	22-5-1		
1990-91	26-9-5	20-15-5	19-9-4	9-11	35-10-8	11-14-2	39-2-4		
1991-92	20-11-9	15-20-5	16-13-6	10-7	19-11-7	16-20-7	28-2-7		
1992-93	22-15-5	17-20-5	17-16-4	9-8	31-11-3	8-24-7	29-2-5		
1993-94	18-19-5	9-26-7	12-14-6	9-15	16-15-7	11-30-4	21-4-6		
1994-95	7-11-6	9-12-3	5-15-4	6-3	12-7-4	4-16-5	14-0-3		
1995-96	16-16-9	8-24-9	10-14-8	12-14	16-13-7	8-27-11	17-3-3		
1996-97	18-16-7	10-27-4	12-16-4	8-13	23-11-4	5-32-6	23-2-2		
1997-98	22-16-3	16-17-8	19-11-2	14-13	31-5-2	7-28-9	28-0-5		
1998-99	18-20-3	14-25-2	6-18-0	16-19	25-9-4	7-36-1	23-4-1		
1999-00	21-13-5-2	18-14-7-2	8-10-3-3	15-12	24-7-6-1	15-20-6-3	29-1-2-1		
2000-01	20-12-7-2	18-16-5-2	8-7-4-1	11-12	30-7-9-2	8-21-3-1	31-1-2-2		
2001-02	22-12-6-1	18-15-5-3	10-4-4-2	16-16	27-7-5-3	13-20-6-1	26-1-1-1		
2002-03	19-19-2-1	14-18-4-5	10-9-1-0	14-20	22-14-4-2	11-23-1-3	25-3-1-2		
2003-04	15-16-9-1	13-13-7-8	9-9-5-1	11-20	24-8-7-5	4-21-9-4	24-1-6-3		
2004-05		N	O	S	E	A	S	O	N
2005-06	26-14-1	16-21-4	14-14-4	23-17	25-11-4	17-24-1	25-3-0		
2006-07	16-16-9	11-25-5	10-18-4	11-24	17-12-8	10-29-6	17-2-5		
2007-08	17-22-3	15-22-4	12-18-2	10-20	17-11-5	15-32-2	22-2-0		
2008-09	18-15-8	16-22-3	10-10-4	20-23	26-9-4	8-28-7	24-4-2		
2009-10	22-13-6	24-14-3	15-6-3	25-19	34-7-5	12-20-4	29-0-2		
2010-11	25-13-3	21-17-3	12-10-2	22-9-6	36-12-2	10-18-4	26-0-1		

KINGS YEAR-BY-YEAR SITUATIONAL STATS

	TRAILING AFTER 2	SHOTS/GM FOR	SHOTS/GM AGAINST	OVERTIME RECORD	INJ	GF (RANK)	GA (RANK)		
1967-68	—	—	—	—	—	200 (7)	224 (10)		
1968-69	—	—	—	—	—	185 (11)	260 (10)		
1969-70	—	—	—	—	—	168 (12)	290 (12)		
1970-71	—	—	—	—	—	239 (6)	303 (12)		
1971-72	—	—	—	—	—	206 (11)	305 (12)		
1972-73	—	—	—	—	—	232 (13)	245 (9)		
1973-74	—	—	—	—	—	233 (11)	231 (5)		
1974-75	—	—	—	—	—	269 (T-10)	185 (2)		
1975-76	—	—	—	—	—	263 (9)	265 (8)		
1976-77	—	—	—	—	—	271 (8)	241 (6)		
1977-78	—	—	—	—	—	243 (12)	245 (8)		
1978-79	—	—	—	—	—	292 (6)	286 (10)		
1979-80	—	—	—	—	—	290 (10)	313 (T-17)		
1980-81	—	—	—	—	—	337 (3)	290 (7)		
1981-82	3-29-6	32	30.5	—	—	314 (14)	369 (20)		
1982-83	0-33-4	33.4	30.6	—	—	308 (11)	365 (19)		
1983-84	2-35-4	30.9	31.7	1-3-13	—	309 (11)	376 (19)		
1984-85	4-24-4	31.9	30.2	3-2-14	—	339 (6)	326 (15)		
1985-86	3-42-2	30.3	35.2	3-3-8	201	284 (18)	389 (20)		
1986-87	5-26-3	30.9	31.1	2-2-8	200	318 (T-2)	341 (20)		
1987-88	1-33-4	30.8	32.1	1-3-8	269	318 (5)	359 (21)		
1988-89	5-24-3	31.6	33.7	6-1-7	214	376 (1)	335 (T-16)		
1989-90	5-26-4	29.7	31	3-2-7	198	338 (2)	337 (18)		
1990-91	2-17-3	29.5	30.1	4-2-10	228	340 (3)	254 (4)		
1991-92	3-24-3	30.2	33.3	0-0-9	192	287 (10)	296 (14)		
1992-93	2-29-2	34	34.4	2-1-10	251	338 (5)	340 (21)		
1993-94	3-37-1	33	36.3	3-3-12	165	294 (T-6)	322 (24)		
1994-95	1-21-5	30.1	34.8	0-0-9	206	142 (10)	174 (T-23)		
1995-96	2-32-6	30.1	35.4	3-2-18	380	256 (11)	302 (23)		
1996-97	1-37-3	29	33.9	0-3-11	349	214 (T-23)	268 (20)		
1997-98	3-26-3	26.8	30.3	3-2-11	178	227 (8)	225 (T-18)		
1998-99	3-30-0	28.2	30	5-2-5	335	189 (25)	222 (16)		
1999-00	3-21-1-2	29.5	27.9	5-4-12	244	245 (5)	228 (17)		
2000-01	1-22-2-1	27.9	26.3	3-3-13	196	252 (6)	228 (17)		
2001-02	4-20-4-1	25.7	25	3-4-11	211	214 (16)	190 (6)		
2002-03	3-31-1-2	27.7	26.1	6-7-6	536	203 (22)	221 (15)		
2003-04	1-24-3-3	28.6	27	2-9-16	629	205 (18)	217 (20)		
2004-05		N	O	S	E	A	S	O	N
2005-06	10-23-1	29.2	30	10-5	369	243 (T-17)	269 (23)		
2006-07	3-32-5	31.0	29.8	6-14	181	223 (20)	277 (27)		
2007-08	5-34-3	28.6	32.0	7-7	193	226 (T-13)	263 (28)		
2008-09	4-28-4	30.0	28.1	8-11	153	202 (27)	226 (11)		
2009-10	8-23-3	29.1	27.6	14-9	190	231 (T-9)	211 (9)		
2010-11	4-21-2	28.8	27.9	11-6	172	209 (25)	196 (T-6)		

NOTE: GF and GA totals do not include shootout goals.

KINGS ALL-TIME HIGHEST SCORING GAMES (FOR AND AGAINST)

12-GOAL GAMES (FOR)

11/29/84, KINGS 12 vs. Vancouver 1

11-GOAL GAMES (FOR)

11/8/92, KINGS 11 at San Jose 4
2/18/89, KINGS 11 vs. Quebec 3
1/20/81, KINGS 11 vs. Detroit 4
4/6/74, KINGS 11 vs. Vancouver 1

10-GOAL GAMES (FOR)

10/9/93, KINGS 10 vs. Detroit 3
2/16/93, KINGS 10 at Minnesota 5
1/21/87, KINGS 10 vs. Pittsburgh 5
10/31/84, KINGS 10 at Vancouver 3
10/15/81, KINGS 10 vs. Colorado 2
3/14/81, KINGS 10 vs. Minnesota 4
12/4/78, KINGS 10 vs. Washington 2

9-GOAL GAMES (FOR)

1/1/08, KINGS 9 vs. Chicago 2
11/16/95, KINGS 9 vs. NY Islanders 2
12/11/93, KINGS 9 vs. St. Louis 1
3/29/93, KINGS 9 at Detroit 3
12/28/91, KINGS 9 at Edmonton 4
2/2/91, KINGS 9 vs. Vancouver 1
3/24/90, KINGS 9 vs. St. Louis 3
1/18/90, KINGS 9 vs. Detroit 4
12/19/89, KINGS 9 vs. Winnipeg 5
1/14/89, KINGS 9 vs. Hartford 6
12/1/88, KINGS 9 vs. Toronto 3
11/29/88, KINGS 9 vs. New Jersey 3
3/30/88, KINGS 9 vs. Calgary 7
3/26/88, KINGS 9 vs. Chicago 5
11/29/86, KINGS 9 vs. New Jersey 6
2/1/86, KINGS 9 at Winnipeg 6
1/17/86, KINGS 9 at Vancouver 7
3/24/84, KINGS 9 vs. Detroit 7
12/30/83, KINGS 9 at Hartford 3
1/11/83, KINGS 9 at Washington 7
3/27/82, KINGS 9 vs. Colorado 4
3/17/82, KINGS 9 vs. Calgary 4
10/20/81, KINGS 9 at NY Islanders 6
12/22/79, KINGS 9 vs. Edmonton 3
1/1/76, KINGS 9 at Buffalo 6
12/27/75, KINGS 9 vs. Kansas City 4
11/4/72, KINGS 9 vs. NY Islanders 2
4/1/72, KINGS 9 vs. California 4
12/26/70, KINGS 9 vs. California 3
3/7/68, KINGS 9 vs. Oakland 2

12-GOAL GAMES (AGAINST)

None

11-GOAL GAMES (AGAINST)

10/17/88, KINGS 4 at Calgary 11
11/25/86, KINGS 5 at Vancouver 11
1/6/83, KINGS 3 at Montreal 11
11/25/81, KINGS 4 at Edmonton 11
11/14/71, KINGS 2 at Boston 11

10-GOAL GAMES (AGAINST)

1/14/06, KINGS 1 at Buffalo 10
2/13/93, KINGS 3 vs. Washington 10
12/29/92, KINGS 2 vs. Philadelphia 10
12/6/87, KINGS 3 at Washington 10
11/13/87, KINGS 7 at Calgary 10
3/30/83, KINGS 5 at Winnipeg 10
12/27/81, KINGS 3 at Edmonton 10
11/5/81, KINGS 2 at Detroit 10
1/8/72, KINGS 2 at Montreal 10

9-GOAL GAMES (AGAINST)

2/13/96, KINGS 4 at Detroit 9
2/21/92, KINGS 7 at Calgary 9
10/31/90, KINGS 4 at NY Rangers 9
3/2/90, KINGS 3 at Winnipeg 9
3/18/89, KINGS 3 vs. Calgary 9
10/11/87, KINGS 2 vs. Edmonton 9
3/6/87, KINGS 3 at Edmonton 9
12/20/85, KINGS 4 at Edmonton 9
11/27/85, KINGS 0 vs. Hartford 9
10/13/85, KINGS 2 vs. Calgary 9
12/8/84, KINGS 7 at Montreal 9
11/24/84, KINGS 5 vs. Winnipeg 9
3/17/84, KINGS 1 at Edmonton 9
2/28/84, KINGS 1 at Calgary 9
1/16/84, KINGS 3 at Minnesota 9
3/26/83, KINGS 3 vs. Edmonton 9
11/7/81, KINGS 4 vs. Toronto 9
10/25/81, KINGS 4 at Winnipeg 9
1/27/80, KINGS 1 at Buffalo 9
12/6/79, KINGS 4 at Philadelphia 9
3/10/79, KINGS 4 at Toronto 9
3/12/78, KINGS 3 at Boston 9
10/8/75, KINGS 0 at Montreal 9
1/14/71, KINGS 5 at Boston 9
1/26/69, KINGS 3 at Chicago 9
12/31/67, KINGS 1 at Philadelphia 9

BEST MONTHS IN KINGS HISTORY

OCTOBER

PTS	RECORD	YEAR
19	9-3-1	1990
18	8-4-2	2009
18	8-3-2	1999
17	7-3-3	1991
16	8-3-0	2010
16	8-4-0	2005
16	8-4-0	1975
16	6-1-4	1974

JANUARY

PTS	RECORD	YEAR
22	11-3-0	2002
20	10-4-0	2010
20	9-3-2	1975
18	5-2-7-1	2004
18	9-5-0	1991
17	7-5-3	1981
17	8-6-1	1976

NOVEMBER

PTS	RECORD	YEAR
20	10-4-0	1988
19	9-3-1	1992
18	9-3-0	1984
18	9-5-0	1980

FEBRUARY

PTS	RECORD	YEAR
22	10-2-2	1991
20	9-4-2	1992
19	8-2-3	2011
17	8-4-1	2000
17	7-3-3	1983
14	6-5-2	2009
14	7-5-0	2003
14	7-6-0	1988

DECEMBER

PTS	RECORD	YEAR
19	9-4-1	2010
19	9-5-1	2005
19	8-4-3	1980
18	7-4-4	2001
18	8-3-2	1974
17	8-5-1	2009
17	8-4-1	1986
17	8-5-1	1988

MARCH

PTS	RECORD	YEAR
21	8-2-4-1	2001
21	9-2-3	1981
20	9-3-2	2011
20	9-2-2	1974
19	8-4-3	1991
19	8-4-3	1977

BEST WINNING PCT./ONE MONTH*

PCT	RECORD	YEAR
.833	7-1-1	1980/OCT
.786	11-3-0	2002/JAN
.786	10-2-2	1991/FEB
.769	9-2-2	1974/MAR
.750	9-3-0	1984/NOV
.750	9-2-3	1981/MAR

*(Minimum nine games)

MOST WINS/ONE MONTH

WINS	MONTH	YEAR
11	JAN	2002
10	JAN	2010
10	FEB	1991
10	NOV	1988



THE LAST TIME...

THE LAST TIME THE KINGS HAD BACK-TO-BACK SHUTOUTS:

4/1/06, 1-0 vs. Dallas (Garon);
4/3/06, 1-0 vs. Vancouver (Garon)

THE LAST TIME THE KINGS HAD THREE STRAIGHT SHUTOUTS AT HOME:

3/26/01, 0-0 vs. San Jose (Potvin);
3/29/01, 3-0 vs. Columbus (Potvin);
3/31/01, 4-0 vs. Colorado (Potvin)

THE LAST TIME THE KINGS WERE SHUTOUT IN BACK-TO-BACK GAMES:

3/24/09, 0-2 at St. Louis; 3/26/09, 1-0 (Shootout win) at Dallas

THE LAST TIME THE KINGS WERE SHUTOUT IN THREE STRAIGHT GAMES:

1/1/69, 0-0 vs. St. Louis; 1/5/69, 0-0 at Oakland;
1/7/69, 0-5 at St. Louis

THE LAST TIME THE KINGS WERE INVOLVED IN FOUR STRAIGHT SHUTOUT GAMES:

2/16/01, 4-0 at Minnesota; 2/18/01, 0-3 at Chicago;
2/20/01, 0-5 at Edmonton; 2/22/01, 2-0 at Calgary;
(2-2-0 Record)

THE LAST TIME THE KINGS SCORED SIX POWER-PLAY GOALS IN A GAME:

11/29/84 vs. Vancouver, 12-1 Win.
The Kings went 6-for-8.

THE LAST TIME THE KINGS ALLOWED SIX POWER-PLAY GOALS IN A GAME:

Never

THE LAST TIME THE KINGS SCORED FIVE POWER-PLAY GOALS IN A GAME:

1/1/08 vs. Chicago, 9-2 Win.
The Kings went 5-for-7.

THE LAST TIME THE KINGS ALLOWED FIVE POWER-PLAY GOALS IN A GAME:

2/7/06 at Minnesota, 5-1 Loss.
The Wild went 5-for-10.

THE LAST TIME THE KINGS SCORED FOUR POWER-PLAY GOALS IN A GAME:

2/16/09 vs. Atlanta, 7-6 Shootout Loss.
The Kings went 4-for-8.

THE LAST TIME THE KINGS ALLOWED FOUR POWER-PLAY GOALS IN A GAME:

3/27/10 vs. Dallas, 4-1 Win.
The Stars went 4-for-7.

THE KINGS MOST PENALTIES KILLED CONSECUTIVELY:

46 – (12/26/01-1/19/02). The streak ended on a power-play goal by Adrian Aucoin of the NY Islanders. The goal was scored on the Islanders third power-play chance of the game on 1/19/02.

THE KINGS MOST CONSECUTIVE GAMES SCORING AT LEAST ONE POWER-PLAY GOAL:

12 – (11/19/87-12/10/87). The Kings scored 27 power-play goals in 73 chances during the streak (37 percent).

THE LAST TIME THE KINGS SCORED THREE SHORT-HANDED GOALS IN A GAME:

4/11/98 vs. Colorado, 4-3 Win.
Yanic Perreault, Russ Courtnall and Glen Murray scored the goals for the Kings.

THE LAST TIME THE KINGS SCORED TWO SHORT-HANDED GOALS IN A GAME:

11/13/05 at Columbus, 8-2 Win.
Alexander Frolov and Craig Conroy scored the goals for the Kings.

THE LAST TIME A KING HAD AT LEAST A GOAL IN 13-STRAIGHT GAMES:

Charlie Simmer – (11/27/79-12/29/79).
Simmer scored 17 goals during the streak, a modern NHL record.

THE LAST TIME A KING HAD AT LEAST A GOAL IN 10-STRAIGHT GAMES:

Luc Robitaille – (2/27/93-3/20/93).
Robitaille had 15 goals during the streak.

THE LAST TIME A KING HAD AT LEAST A GOAL IN FIVE-STRAIGHT GAMES:

Dustin Brown – (1/17/09-1/31/09).
Brown had six goals during the streak.

THE LAST TIME A KING HAD A 23-GAME ASSIST STREAK:

Wayne Gretzky – (2/8/91-3/24/91).
Gretzky had an NHL record 48 assists during the streak.

THE LAST TIME A KING HAD A NINE-GAME ASSIST STREAK:

Lubomir Visnovsky – (12/10/05-12/28/05).
Visnovsky had 11 assists during the streak.

THE LAST TIME A KING HAD A SEVEN-GAME ASSIST STREAK:

Dustin Brown – (12/2/10-12/18/10).
Brown had nine assists during the streak.

THE LAST TIME A KING HAD A FIVE-GAME ASSIST STREAK:

Justin Williams – (3/5/11-3/16/11).
Williams had six assists during the streak.

THE LAST TIME A KING HAD A 25-GAME POINT SCORING STREAK:

Wayne Gretzky – (2/8/91-3/28/91).
Gretzky had 57 points (8-49=57) during the streak.

THE LAST TIME A KING HAD A 15-GAME POINT SCORING STREAK:

Luc Robitaille – (1/31/00-3/2/00).
Robitaille had 24 points (11-13=24) during the streak.

THE LAST TIME A KING HAD A 11-GAME POINT SCORING STREAK:

Justin Williams – (10/23/10-11/17/10).
Williams had 14 points (7-7=14) during the streak.

THE LAST TIME A KING HAD A 10-GAME POINT SCORING STREAK:

Justin Williams – (10/23/10-11/17/10).
Williams had 14 points (7-7=14) during the streak, which lasted 11 games.

THE LAST TIME A KING HAD A NINE-GAME POINT SCORING STREAK:

Justin Williams – (10/23/10-11/17/10).
Williams had 14 points (7-7=14) during the streak, which lasted 11 games.

THE LAST TIME A KING HAD AN EIGHT-GAME POINT SCORING STREAK:

Justin Williams – (10/23/10-11/17/10).
Williams had 14 points (7-7=14) during the streak, which lasted 11 games.

KINGS BUZZER BEATERS

1/28/70 vs. NY Rangers, Won 5-4; Ross Lonsberry scores game-winner at 19:59 of third period.

2/13/82 at Pittsburgh, Tied 3-3; Steve Bozek scores game-tying goal at 19:59 of third period (the Kings tied it up after pulling the goalie).

10/13/89 at Vancouver, Won 6-5; Steve Kasper scores game-winner at 19:59 of third period (the Canucks scored twice in the third to tie the game before Kasper's goal).

12/20/93 at Calgary, Won 5-4 (OT); Warren Rychel scores the OT game-winner at 4:59 (the Kings were up 4-1 in the third period but the Flames scored three times to tie and force OT).

2/11/99 vs. Philadelphia, Won 4-3; Josef Stumpel scores with .3 seconds left in the third period (the Kings trailed 3-1 with 3:08 to play; Sandy Moger scored at 16:52, Donald Audette scored at 18:12 and Stumpel scored at 19:59).

GOALIES WITH THREE SHUTOUTS VS. THE KINGS IN ONE SEASON

Season	Goalie	Team
1967-68	Cesare Maniago	Minnesota
1973-74	Tony Esposito	Chicago
1994-95	Arturs Irbe	San Jose
1998-99	Nikolai Khabibulin	Phoenix

KINGS WHO'VE SCORED GOALS IN THEIR NHL DEBUT (17 PLAYERS ALL-TIME)

Jean Potvin (12/26/70); Greg Terrion (10/11/80); Jim Fox (10/11/80); Ulf Isaksson (10/6/82); Pierre Giroux (10/14/82); Bob LaForest (10/5/83); Luc Robitaille (10/9/86); John English (3/30/88); Jeff Shevalier (4/7/95); Vitali Yachmenev* (10/7/95); Pavel Rosa* (12/17/98); Jason Blake (4/18/99); Eric Belanger (10/6/2000); Petr Kanko (12/16/05); **Anze Kopitar*** (10/6/06); Matt Moulson (11/2/07); Brian Boyle (2/2/08).

* - Scored two goals in Kings/NHL debut.

TEENAGERS WHO'VE PLAYED FOR THE KINGS

PLAYER	DOB	FIRST NHL GAME	AGE DURING KINGS/ NHL DEBUT
1. Aki Berg	7/28/1977	10/7/1995	18 yrs., 71 days
2. Jimmy Carson	7/20/1968	10/9/1986	18 yrs., 81 days
3. Brayden Schenn	8/22/1991	11/26/2009	18 yrs., 97 days
4. Doug Smith	5/17/1963	10/7/1981	18 yrs., 143 days
5. Olli Jokinen	12/5/1978	10/1/1997	18 yrs., 300 days
6. Drew Doughty	12/8/1989	10/11/2008	18 yrs., 308 days
7. Dustin Brown	11/4/1984	10/9/2003	18 yrs., 339 days
8. Craig Duncanson	3/17/1967	4/2/1986	19 yrs., 16 days
9. Craig Redmond	9/22/1965	10/11/1984	19 yrs., 19 days
10. Jamie Storr	12/28/1975	1/22/1995	19 yrs., 25 days
11. Brian Wilks	2/27/1966	3/29/1985	19 yrs., 30 days
12. Anze Kopitar	8/24/1987	10/6/2006	19 yrs., 43 days
13. Jonathan Bernier	8/7/1988	9/29/2007	19 yrs., 53 days
14. Matt Johnson	11/23/1975	1/22/1995	19 yrs., 60 days
15. Darryl Sydor	5/13/1972	10/6/1991	19 yrs., 146 days
16. Andrei Loktionov	5/30/1990	11/25/2009	19 yrs., 180 days
17. Larry Murphy	3/6/1961	10/11/1980	19 yrs., 219 days
18. Oscar Moller	1/22/1989	10/11/2008	19 yrs., 262 days
19. Kyle Clifford	1/13/1991	10/9/2010	19 yrs., 269 days
20. Dean Kennedy	1/18/1963	10/14/1982	19 yrs., 269 days

KINGS ALL-TIME CAPTAINS

Name	Years	Name	Years
1. Bob Wall	1967-68 to 1968-69	9. Wayne Gretzky	1989-90 to 1991-92
2. Larry Cahan	1969-70	10. Luc Robitaille*	1992-93
3. Bob Pulford	1970-71 to 1971-72	11. Wayne Gretzky	1992-93 to 1995-96
4. Terry Harper	1972-73 to 1974-75	12. Rob Blake	1996-97 to 2000-01
5. Mike Murphy	1975-76 to 1980-81	13. Mattias Norstrom	2001-02 to 2006-07
6. Dave Lewis	1981-82 to 1982-83	14. Rob Blake	2007-08
7. Terry Ruskowski	1983-84 to 1984-85	15. Dustin Brown	2008 to present
8. Dave Taylor	1985-86 to 1988-89		

*Served as Captain for the first 39 games of the 1992-93 season as Gretzky was sidelined with an injury.

KINGS OPENING NIGHT HISTORY

SEASON OPENERS (18-16-9)

Year	Opponent	Result	Attn.
1967-68	Philadelphia	4-2 W	7,023
1968-69	at St. Louis	6-0 L	14,674
1969-70	at Montreal	5-1 L	16,454
1970-71	at Vancouver	3-1 W	15,062
1971-72	at California	4-4 T	5,994
1972-73	at Pittsburgh	4-2 L	11,105
1973-74	Chicago	3-0 L	14,473
1974-75	at Philadelphia	5-3 W	17,007
1975-76	at Montreal	9-0 L	15,221
1976-77	at Cleveland	2-2 T	8,899
1977-78	Cleveland	2-0 W	11,643
1978-79	Washington	4-2 L	8,318
1979-80	Detroit	4-4 T	9,211
1980-81	Detroit	8-1 W	11,210
1981-82	NY Islanders	4-1 L	9,744
1982-83	Vancouver	3-3 T	9,440
1983-84	Minnesota	3-3 T	8,852
1984-85	Edmonton	2-2 T	11,261
1985-86	Vancouver	6-5 L	8,813
1986-87	St. Louis	4-3 L	8,403
1987-88	NY Islanders	4-1 L	10,748
1988-89	Detroit	8-2 W	16,005
1989-90	Toronto	4-2 W	15,598
1990-91	NY Islanders	4-1 W	16,005
1991-92	at Winnipeg	6-3 W	14,558
1992-93	at Calgary	5-4 W (OT)	19,461
1993-94	Vancouver	5-2 L	16,005
1994-95	Toronto	3-3 T	16,005
1995-96	Colorado	4-2 W	16,005
1996-97	NY Islanders	1-0 W	15,757
1997-98	at Pittsburgh	3-3 T	14,879
1998-99	at Edmonton	2-1 W	17,100
1999-00	at Nashville	2-0 W	17,113
2000-01	at Washington	4-1 W	18,082
2001-02	Phoenix	2-2 T	18,210
2002-03	Phoenix	4-1 W	18,260
2003-04	at Detroit	3-2 L	20,066
2004-05	DNP - Lockout		
2005-06	at Dallas	5-4 L	18,532
2006-07	at Anaheim	4-3 L	17,174
2007-08	Anaheim*	4-1 W	17,551
2008-09	at San Jose	3-1 L	17,496
2009-10	Phoenix	6-3 L	18,118
2010-11	at Vancouver	2-1 W (SO)	18,860

*Game played at the O2 Arena in London on September 29, 2007.

Note: The Forum Opener was December 30, 1967. Philadelphia beat the Kings, 2-0, before 14,366.

HOME OPENERS (22-13-8)

Year	Opponent	Result	Attn.
1967-68	Philadelphia	4-2 W	7,023
1968-69	Boston	2-1 W	10,280
1969-70	Oakland	5-0 W	10,018
1970-71	Boston	8-5 L	11,584
1971-72	Pittsburgh	4-1 L	7,828
1972-73	Philadelphia	4-3 L	7,554
1973-74	Chicago	3-0 L	14,473
1974-75	Kansas City	3-0 W	14,384
1975-76	Washington	4-3 W	10,092
1976-77	Washington	7-1 W	12,859
1977-78	Cleveland	2-0 W	11,643
1978-79	Washington	4-2 L	8,318
1979-80	Detroit	4-4 T	9,211
1980-81	Detroit	8-1 W	11,210
1981-82	NY Islanders	4-1 L	9,744
1982-83	Vancouver	3-3 T	9,440
1983-84	Minnesota	3-3 T	8,852
1984-85	Edmonton	2-2 T	11,261
1985-86	Vancouver	6-5 L	8,813
1986-87	St. Louis	4-3 L	8,403
1987-88	NY Islanders	4-1 L	10,748
1988-89	Detroit	8-2 W	16,005
1989-90	Toronto	4-2 W	15,598
1990-91	NY Islanders	4-1 W	16,005
1991-92	Edmonton	6-3 W	16,005
1992-93	Detroit	5-3 L	16,005
1993-94	Vancouver	5-2 L	16,005
1994-95	Toronto	3-3 T	16,005
1995-96	Colorado	4-2 W	16,005
1996-97	NY Islanders	1-0 W	15,757
1997-98	Ottawa	7-4 W	16,005
1998-99	Boston	2-1 W (OT)	16,005
1999-00	Boston	2-2 T	18,118
2000-01	St. Louis	4-4 T	18,118
2001-02	Phoenix	2-2 T	18,210
2002-03	Phoenix	4-1 W	18,260
2003-04	Ottawa	4-3 W	18,180
2004-05	DNP - Lockout		
2005-06	Phoenix	3-2 W	18,118
2006-07	St. Louis	4-1 W	18,118
2007-08	Anaheim*	4-1 W	17,551
2008-09	San Jose	1-0 L	18,118
2009-10	Phoenix	6-3 L	18,118
2010-11	Atlanta	3-1 W	18,118

KINGS NHL AWARD WINNERS

ART ROSS TROPHY

WINNER	YEAR
Wayne Gretzky	1994
Wayne Gretzky	1991
Wayne Gretzky	1990
Marcel Dionne	1980

HART MEMORIAL TROPHY

WINNER	YEAR
Wayne Gretzky	1989

BILL MASTERTON MEMORIAL TROPHY

WINNER	YEAR
Dave Taylor	1991
Bob Bourne	1988
Butch Goring	1978

LADY BYNG MEMORIAL TROPHY

WINNER	YEAR
Wayne Gretzky	1994
Wayne Gretzky	1992
Wayne Gretzky	1991
Butch Goring	1978
Marcel Dionne	1977

KING CLANCY MEMORIAL TROPHY

WINNER	YEAR
Dave Taylor	1991

CALDER MEMORIAL TROPHY

WINNER	YEAR
Luc Robitaille	1987

JAMES NORRIS MEMORIAL TROPHY

WINNER	YEAR
Rob Blake	1998

LESTER PATRICK TROPHY

WINNER	YEAR
Wayne Gretzky	1994
Bruce McNall	1993

LESTER B. PEARSON AWARD

WINNER	YEAR
Marcel Dionne	1980
Marcel Dionne	1979

JACK ADAMS AWARD

WINNER	YEAR
Bob Pulford	1975

NHL FOUNDATION PLAYER AWARD

WINNER	YEAR
Dustin Brown	2011

KINGS FIRST TEAM NHL ALL-STARS

NAME	YEAR
Rob Blake	1997-98
Luc Robitaille	1992-93
Wayne Gretzky	1990-91
Luc Robitaille	1990-91
Luc Robitaille	1989-90
Luc Robitaille	1988-89
Luc Robitaille	1987-88
Charlie Simmer	1980-81
Marcel Dionne	1979-80
Charlie Simmer	1979-80
Marcel Dionne	1976-77

KINGS SECOND TEAM NHL ALL-STARS

NAME	YEAR
Drew Doughty	2009-10
Luc Robitaille	2000-01
Rob Blake	1999-00
Wayne Gretzky	1993-94
Luc Robitaille	1991-92
Wayne Gretzky	1989-90
Wayne Gretzky	1988-89
Luc Robitaille	1986-87
Marcel Dionne	1980-81
Mario Lessard	1980-81
Dave Taylor	1980-81
Marcel Dionne	1978-79
Rogie Vachon	1976-77
Rogie Vachon	1974-75

KINGS NHL ALL-ROOKIE SELECTIONS

NAME	YEAR
Drew Doughty	2008-09
Lubomir Visnovsky	2000-01
Jamie Storr	1998-99
Jamie Storr	1997-98
Rob Blake	1990-91
Jimmy Carson	1986-87
Steve Duchesne	1986-87
Luc Robitaille	1986-87

KINGS ALL-TIME GENERAL MANAGERS

Name	Dates	Regular Season				Postseason			
		Games	W-L-OT	PTS	PCT	Games	W-L		
Larry Regan	May 17, 1967 through Dec. 17, 1973.	489	154-268-67	375	.383	18	7-11		
Jake Milford	Dec. 17, 1973 through May 26, 1977.	289	138-98-53	329	.569	26	11-15		
George Maguire	May 28, 1977 through Jan. 30, 1984.	532	204-237-91	499	.469	22	6-16		
Rogie Vachon	Jan. 30, 1984 through June 25, 1992.	668	283-306-79	645	.483	52	18-34		
Nick Beverley	June 25, 1992 through May 18, 1994.	168	66-80-22	154	.458	24	13-11		
Sam McMaster	May 24, 1994 through April 22, 1997.	212	68-106-38	174	.410	—	—		
Dave Taylor	April 22, 1997 through April 18, 2006.	656	290-261-105	685	.522	28	10-18		
Dean Lombardi	April 21, 2006 to present.	410	185-178-47	417	.509	12	4-8		

KINGS IN NHL ALL-STAR GAME

Year	Venue	Representative(s)
1968	Toronto	Joyal ¹ , Sawchuk
1969	Montreal	White
1970	St. Louis	White
1971	Boston	Flett
1972	Minnesota	Lonsberry
1973	New York Rangers	Berry, Harper, Marotte, Vachon
1974	Chicago	Berry
1975	Montreal	Harper, Murdoch, Vachon
1976	Philadelphia	Dionne
1977	Vancouver	Dionne
1978	Buffalo	Dionne, Vachon
1979	Challenge Cup*	Dionne
1980	Detroit	Dionne, Goring ² , Murphy ³
1981	Los Angeles	Dionne, Lessard, Simmer, Taylor
1982	Washington	Taylor
1983	New York Islanders	Dionne
1984	New Jersey	Nicholls ⁴ , Simmer ⁵
1985	Calgary	Dionne
1986	Hartford	Taylor
1987	Rendez-Vous '87**	
1988	St. Louis	Robitaille
1989	Edmonton	Duchesne, Gretzky#, Nicholls, Robitaille
1990	Pittsburgh	Duchesne, Gretzky, Nicholls, Robitaille
1991	Chicago	Gretzky, Robitaille, Sandstrom
1992	Philadelphia	Gretzky, Robinson, Robitaille
1993	Montreal	Gretzky, Kurri, Robitaille
1994	New York Rangers	Blake, Gretzky, Taylor
1995	No Game Played - Work Stoppage	
1996	Boston	Gretzky
1997	San Jose	Khrstich ⁶
1998	Vancouver	
1999	Tampa Bay	Blake, Norstrom, Robitaille
2000	Toronto	Blake
2001	Colorado	Blake, Palffy, Robitaille
2002	Los Angeles	Modry, Palffy
2003	Florida	Schneider
2004	Minnesota	Norstrom ⁷
2005	No Game Played - Work Stoppage	
2006	No Game Played - Olympics	
2007	Dallas	Visnovsky
2008	Atlanta	Kopitar
2009	Montreal	Brown
2010	No Game Played - Olympics	
2011	Raleigh	Kopitar

*In 1979, the Challenge Cup - a series between the Soviet Union and Team NHL - replaced the All-Star Game.

**In 1987, Rendez-Vous '87 - two games between the Soviet Union and Team NHL - replaced the All-Star Game.

Named the All-Star Game MVP.

¹Selected for the game but did not play. ²Replaced an injured Charlie Simmer. ³Replaced injured Dave Taylor.

⁴Replaced injured Marcel Dionne. ⁵Replaced injured Jari Kurri. ⁶Replaced injured Rob Blake.

⁷Replaced injured Ziggy Palffy.

KINGS IN NHL YOUNGSTARS GAME

Year	Venue	Representative(s)
2002	Los Angeles	
2003	Florida	Frolov
2004	Minnesota	
2005	No Game Played - Work Stoppage	
2006	No Game Played - Olympics	
2007	Dallas	Kopitar
2008	Atlanta	Johnson
2009	Montreal	Doughty , Ersberg ¹
2010	No Game Played - Olympics	
2011	Raleigh	

¹Selected for the game but did not play because of an injury.

Note: The Kings hosted the 1981 NHL All-Star Game at the Great Western Forum and the 2002 NHL All-Star Game at STAPLES Center.

KINGS ANNUAL TEAM AWARD WINNERS

MOST VALUABLE PLAYER "BILL LIBBY MEMORIAL AWARD"

The Bill Libby Memorial Award is named after former Los Angeles sportswriter Bill Libby, who passed away on June 18, 1984. The media annually determines which player was the team's Most Valuable Player at the conclusion of each season.

1967-68	Eddie Joyal
1968-69	Gerry Desjardins
1969-70	Ross Lonsberry
1970-71	Juha Widing
1971-72	Gilles Marotte
1972-73	Rogie Vachon
1973-74	Rogie Vachon
1974-75	Rogie Vachon
1975-76	Marcel Dionne
1976-77	Marcel Dionne
1977-78	Butch Goring
1978-79	Marcel Dionne
1979-80	Marcel Dionne
1980-81	Mario Lessard
1981-82	Marcel Dionne Dave Taylor
1982-83	Marcel Dionne
1983-84	Charlie Simmer
1984-85	Marcel Dionne
1985-86	Marcel Dionne
1986-87	Roland Melanson
1987-88	Jimmy Carson
1988-89	Wayne Gretzky
1989-90	Wayne Gretzky
1990-91	Wayne Gretzky
1991-92	Kelly Hrudey
1992-93	Luc Robitaille
1993-94	Wayne Gretzky
1994-95	Kelly Hrudey
1995-96	Dimitri Khristich
1996-97	Dimitri Khristich
1997-98	Rob Blake
1998-99	Luc Robitaille
1999-00	Rob Blake
2000-01	Luc Robitaille
2001-02	Jason Allison
2002-03	Ziggy Palffy
2003-04	Luc Robitaille
2004-05	DNP – Lockout
2005-06	Lubomir Visnovsky
2006-07	Michael Cammalleri
2007-08	Anze Kopitar
2008-09	Dustin Brown
2009-10	Anze Kopitar
2010-11	Anze Kopitar

OUTSTANDING DEFENSEMAN

The media also votes on whom they feel to be the Kings Most Outstanding Defenseman over the course of each season.

1976-77	Gary Sargent
1977-78	Randy Manery
1978-79	Randy Manery
1979-80	Doug Halward
1980-81	Dave Lewis
1981-82	Larry Murphy
1982-83	Jay Wells
1983-84	Jay Wells
1984-85	Mark Hardy
1985-86	Jay Wells
1986-87	Mark Hardy
1987-88	Tom Laidlaw
1988-89	Steve Duchesne
1989-90	Tim Watters
1990-91	Rob Blake
1991-92	Rob Blake
1992-93	Rob Blake
1993-94	Rob Blake
1994-95	Darryl Sydor
1995-96	Steven Finn
1996-97	Mattias Norstrom
1997-98	Rob Blake
1998-99	Mattias Norstrom
1999-00	Rob Blake
2000-01	Mattias Norstrom
2001-02	Aaron Miller
2002-03	Mattias Norstrom
2003-04	Lubomir Visnovsky
2004-05	DNP – Lockout
2005-06	Lubomir Visnovsky
2006-07	Lubomir Visnovsky
2007-08	Jack Johnson
2008-09	Drew Doughty
2009-10	Drew Doughty
2010-11	Drew Doughty

DEFENSIVE PLAYER

The Best Defensive Player Award is given out to any player (forward, defenseman or goaltender) whom the media feels exhibits the best prowess on the defensive end of the ice.

1988-89	Tom Laidlaw
1989-90	Steve Kasper
1990-91	Steve Kasper
1991-92	John McIntyre
1992-93	Jari Kurri
1993-94	Jari Kurri
1994-95	Pat Conacher
1995-96	Kevin Todd
1996-97	Ian Laperriere
1997-98	Ian Laperriere
1998-99	Ian Laperriere
1999-00	Mattias Norstrom
2000-01	Mattias Norstrom
2001-02	Aaron Miller
2002-03	Mattias Norstrom
2003-04	Mattias Norstrom
2004-05	DNP – Lockout
2005-06	Mattias Norstrom
2006-07	Derek Armstrong
2007-08	Patrick O'Sullivan
2008-09	Michal Handzus
2009-10	Michal Handzus
2010-11	Anze Kopitar

MOST POPULAR PLAYER

The Most Popular Player Award is determined annually by the Kings Booster Club.

1968-69	Eddie Joyal
1969-70	Eddie Joyal
1970-71	Gilles Marotte
1971-72	Ralph Backstrom
1972-73	Butch Goring
1973-74	Dan Maloney
1974-75	Butch Goring
1975-76	Butch Goring
1976-77	Rogie Vachon
1977-78	Butch Goring
1978-79	Marcel Dionne
1979-80	Marcel Dionne
1980-81	Charlie Simmer
1981-82	Dave Taylor
1982-83	No vote
1983-84	Bernie Nicholls
1984-85	Marcel Dionne
1985-86	Marcel Dionne

KINGS ANNUAL TEAM AWARD WINNERS

MOST POPULAR PLAYER (CONTD.)

1986-87	Jimmy Carson
1987-88	Luc Robitaille
1988-89	Wayne Gretzky
1989-90	Marty McSorley
1990-91	Marty McSorley
1991-92	Luc Robitaille
1992-93	Marty McSorley
1993-94	Wayne Gretzky
1994-95	Kelly Hrudey
1995-96	Eric Lacroix
1996-97	Dan Bylsma Ian Laperriere
1997-98	Rob Blake
1998-99	Luc Robitaille
1999-00	Ian Laperriere
2000-01	Ian Laperriere
2001-02	Adam Deadmarsh
2002-03	Ian Laperriere
2003-04	Alexander Frolov
2004-05	DNP – Lockout
2005-06	Luc Robitaille
2006-07	Anze Kopitar
2007-08	Dustin Brown
2008-09	Dustin Brown
2009-10	Dustin Brown
2010-11	Anze Kopitar

MOST INSPIRATIONAL PLAYER "ACE BAILEY MEMORIAL AWARD"

The Ace Bailey Memorial Award is given out to the Kings Most Inspirational Player and is named after the late Garnet "Ace" Bailey, who spent seven years as the Kings Director of Pro Scouting before passing tragically on Sept. 11, 2001, aboard United Airlines Flight 175 with fellow Kings scout Mark Bavis. The award was first given out following the 1972-73 season and was dedicated to Ace Bailey in 2002. The players vote for the winner of this award.

1972-73	Rogie Vachon
1973-74	Terry Harper
1974-75	Bob Nevin
1975-76	Bob Nevin
1976-77	Butch Goring
1977-78	Butch Goring
1978-79	Dave Taylor
1979-80	Charlie Simmer
1980-81	Dave Taylor
1981-82	Dave Taylor
1982-83	Terry Ruskowski
1983-84	Anders Hakansson

1984-85	Dave Taylor
1985-86	Dave Williams
1986-87	Dave Williams
1987-88	Dave Taylor
1988-89	John Tonelli
1989-90	John Tonelli
1990-91	Larry Robinson
1991-92	Tony Granato
1992-93	Dave Taylor
1993-94	Pat Conacher
1994-95	Kelly Hrudey
1995-96	Tony Granato
1996-97	Ian Laperriere
1997-98	Rob Blake
1998-99	Mattias Norstrom
1999-00	Garry Galley
2000-01	Ian Laperriere
2001-02	Ziggy Palffy
2002-03	Ian Laperriere
2003-04	Luc Robitaille
2004-05	DNP – Lockout
2005-06	Mattias Norstrom
2006-07	Tom Kostopoulos
2007-08	Dustin Brown
2008-09	Sean O'Donnell
2009-10	Matt Greene
2010-11	Matt Greene

BEST NEWCOMER "MARK BAVIS MEMORIAL AWARD"

This award is voted on by the media and given to the member of the organization that makes the greatest impact as a newcomer. The first winner of the award was former Kings owner Bruce McNall, who is the only non-player to ever win the award. In 2002, the award was named after the late Mark Bavis, a first-year Kings scout who passed away tragically aboard United Airlines Flight 175 from Boston's Logan Airport on Sept. 11, 2001.

1988-89	Bruce McNall
1989-90	Todd Elik
1990-91	Daniel Berthiaume
1991-92	Corey Millen
1992-93	Darryl Sydor Alexei Zhitnik
1993-94	Robert Lang
1994-95	Rick Tocchet
1995-96	Vitali Yachmenev
1996-97	Stephane Fiset

1997-98	Jozef Stumpel
1998-99	Donald Audette
1999-00	Ziggy Palffy
2000-01	Lubomir Visnovsky
2001-02	Jason Allison
2002-03	Alexander Frolov
2003-04	Trent Klatt
2004-05	DNP – Lockout
2005-06	Pavol Demitra
2006-07	Anze Kopitar
2007-08	Jack Johnson
2008-09	Drew Doughty
2009-10	Ryan Smyth
2010-11	Willie Mitchell

LEADING SCORER

This award is given annually to the team leader in points scored.

1967-68	Eddie Joyal (23-34=57)
1968-69	Eddie Joyal (33-19=52)
1969-70	Ross Lonsberry (20-22=42)
1970-71	Juha Widing (25-40=65)
1971-72	Juha Widing (27-28=55)
1972-73	Juha Widing (16-54=70)
1973-74	Butch Goring (28-33=61)
1974-75	Bob Nevin (31-41=72)
1975-76	Marcel Dionne (40-54=94)
1976-77	Marcel Dionne (53-69=122)
1977-78	Marcel Dionne (36-43=79)
1978-79	Marcel Dionne (59-71=130)
1979-80	Marcel Dionne (53-84=137)
1980-81	Marcel Dionne (58-77=135)
1981-82	Marcel Dionne (50-67=117)
1982-83	Marcel Dionne (56-51=107)
1983-84	Bernie Nicholls (41-54=95)
1984-85	Marcel Dionne (46-80=126)
1985-86	Bernie Nicholls (36-61=97)
1986-87	Luc Robitaille (45-39=84)

KINGS ANNUAL TEAM AWARD WINNERS

1987-88	Luc Robitaille (53-58=111)	UNSUNG HERO <i>This award is determined by the players and awarded to the player that contributed the most to the team yet did not get the proper recognition for his contributions.</i>
1988-89	Wayne Gretzky (54-114=168)	
1989-90	Wayne Gretzky (40-102=142)	
1990-91	Wayne Gretzky (41-122=163)	1968-69 Brent Hughes
1991-92	Wayne Gretzky (31-90=121)	1969-70 Jimmy Peters
1992-93	Luc Robitaille (63-62=125)	1970-71 Paul Curtis
1993-94	Wayne Gretzky (38-92=130)	1971-72 Norm Mackie (trainer)
1994-95	Wayne Gretzky (41-122=163)	1972-73 Larry Brown
1995-96	Dimitri Khristich (27-37=64)	1973-74 Frank St. Marseille
Note: In 1995-96, Wayne Gretzky led the team with 81 points (15-66=81), but was traded to the St. Louis Blues after 62 games.		1974-75 Gary Edwards
1996-97	Dimitri Khristich (19-37=56)	1975-76 Neil Komadoski
1997-98	Jozef Stumpel (21-58=79)	1976-77 Mike Murphy
1998-99	Luc Robitaille (39-35=74)	1977-78 Pete Stemkowski
1999-00	Luc Robitaille (36-38=74)	1978-79 Rob Palmer
2000-01	Ziggy Palffy (38-51=89)	1979-80 Mike Murphy
2001-02	Jason Allison (19-55=74)	1980-81 Larry Murphy
2002-03	Ziggy Palffy (37-48=85)	1981-82 John Paul Kelly
2003-04	Luc Robitaille (22-29=51)	1982-83 John Paul Kelly
2004-05	DNP – Lockout	1983-84 Anders Hakansson
2005-06	Lubomir Visnovsky (17-50=67)	1984-85 Phil Sykes
2006-07	Michael Cammalleri (34-46=80)	1985-86 Bryan Erickson
2007-08	Anze Kopitar (32-45=77)	1986-87 Roland Melanson
2008-09	Anze Kopitar (27-39=66)	1987-88 Tom Laidlaw
2009-10	Anze Kopitar (34-47=81)	1988-89 Tim Watters
2010-11	Anze Kopitar (25-48=73)	1989-90 Dave Taylor
		1990-91 Dave Taylor
		1991-92 Charlie Huddy
		1992-93 Pat Conacher
		1993-94 Kelly Hrudey
		1994-95 Pat Conacher
		1995-96 Steven Finn
		1996-97 Byron Dafeo
		1997-98 Mattias Norstrom
		1998-99 Mattias Norstrom
		1999-00 Mattias Norstrom
		2000-01 Jaroslav Modry
		2001-02 Aaron Miller
		2002-03 Derek Armstrong
		2003-04 Trent Klatt
		2004-05 DNP – Lockout
		2005-06 Craig Conroy
		2006-07 Tom Kostopoulos
		2007-08 Jeff Giuliano
		2008-09 Michal Handzus
		2009-10 Michal Handzus
		2010-11 Matt Greene

COMMUNITY SERVICE <i>The Community Service Award is determined by the Kings Care Foundation and given annually to the player that best exemplifies strong community outreach by actively working with local youth organizations and community groups to increase awareness and raise funds to support the Kings community signature initiatives – education, health-related causes and recreation.</i>
1988-89 Jim Fox
1989-90 Dave Taylor
1990-91 Dave Taylor
1991-92 Luc Robitaille
1992-93 Tony Granato
Marty McSorley
Luc Robitaille
Dave Taylor
1993-94 Dave Taylor
1994-95 Tony Granato
1995-96 Rob Blake
Eric Lacroix
1996-97 Dan Bylsma
Bryan Dafeo
1997-98 Luc Robitaille
1998-99 Rob Blake
Sean O'Donnell
1999-00 Rob Blake
2000-01 Kelly Buchberger
Stu Grimson
2001-02 Jamie Storr
2002-03 Craig Johnson
Jamie Storr
2003-04 Ian Laperriere
2004-05 DNP – Lockout
2005-06 Jeremy Roenick
2006-07 Derek Armstrong
2007-08 Derek Armstrong
2008-09 Dustin Brown
2009-10 Dustin Brown
2010-11 Dustin Brown

KINGS ALL-TIME ROSTER

PLAYER	POS	YEARS	UNI #	PLAYER	POS	YEARS	UNI #
-A-				61	Brust, Barry	G	2006-07 32
1	Abgrall, Dennis	RW	1975-76 21	62	Buchberger, Kelly	LW	1999-02 9
2	Ahola, Peter	D	1991-93 26	63	Burke, Sean	G	2006-07 1
3	Allison, Jason	C	2001-04 41	64	Burridge, Randy	LW	1994-95 44
4	Allison, Mike	C	1987-90 10	65	Buskas, Rod	D	1990-92 77
5	Amadio, Dave	D	1967-69 5, 3	66	Byers, Mike	RW	1970-72 24, 12
6	Anderson, Jim	LW	1967-68 22	67	Bylsma, Dan	LW	1995-00 42
7	Anderson, Ron	RW	1968-69 20	-C-			
8	Anderson, Russ	D	1983-85 4	68	Cahan, Larry	D	1968-71 14, 3
9	Apps Jr., Syl	C	1977-80 14	69	Calder, Kyle	LW	2007-09 19
10	Armstrong, Derek	C	2002-09 32, 7	70	Cammalleri, Michael	LW	2002-08 13
11	Aubin, Jean-Sebastien	G	2007-08 37	71	Campbell, Bryan	C	1967-70 12, 7, 11, 22
12	Audette, Donald	RW	1998-00 34, 10	72	Carlin, Brian	LW	1971-72 12
13	Aulin, Jared	C	2002-03 31	73	Carlson, Steve	C	1979-80 10
14	Avery, Sean	LW	2002-07 19	74	Caron, Jacques	G	1967-69 30, 1
-B-				75	Carpenter, Bob	C	1986-89 21, 11
15	Babych, Dave	D	1998-99 44	76	Carr, Gene	C	1973-78 12
16	Bach, Ryan	G	1998-99 31	77	Carriere, Larry	D	1977-78 25
17	Backstrom, Ralph	C	1970-73 9	78	Carson, Jimmy	C	1986-88; 1992-94 17, 12
18	Barnes, Blair	RW	1982-83 14	79	Carter, Anson	RW	2003-04 11
19	Barney, Scott	RW	2002-04 62	80	Cechmanek, Roman	G	2003-04 32
20	Baron, Marco	G	1983-84 31	81	Chabot, Frederic	G	1997-98 31
21	Barrett, Fred	D	1983-84 28	82	Chapdelaine, Rene	D	1990-93 63, 8
22	Barrie, Doug	C	1971-72 3	83	Chartrand, Brad	LW	1999-04 29
23	Barrie, Len	D	1999-00 19	84	Chartraw, Rick	D	1980-83 2, 27
24	Batyrshin, Ruslan	D	1995-96 45	85	Chorney, Marc	D	1983-84 3
25	Baumgartner, Ken	LW	1987-90 22	86	Chouinard, Mathieu	G	2003-04 46
26	Beck, Barry	D	1989-90 21	87	Christoff, Steve	RW	1983-84 12
27	Bednar, Jaroslav	LW	2001-03 7, 27	88	Churla, Shane	RW	1995-96 72, 11
28	Bekar, Derek	RW	2002-03 58	89	Chychrun, Jeff	D	1991-93 6
29	Belanger, Eric	C	2000-06 25	90	Clarke, Noah	RW	2003-07 39, 25
30	Belanger, Ken	LW	2001-06 12, 77	91	Cliche, Marc-Andre	C	2009-10 67
31	Bennings, Brian	D	1989-92 2	92	Clifford, Kyle	LW	2010-11 13
32	Berg, Aki	D	1995-98; 1999-01 5	93	Clippingdale, Steve	LW	1976-77 15
33	Bergeron, J.C.	G	1996-97 32	94	Cloutier, Dan	G	2006-08 39
34	Bernier, Jonathan	G	2007-08; 2009-11 45	95	Clune, Rich	LW	2009-10 56
35	Bernier, Serge	RW	1971-73 21	96	Coffey, Paul	D	1991-93 77
36	Berry, Bob	LW	1970-77 18	97	Conacher, Pat	C	1992-96 15
37	Berthiaume, Daniel	G	1990-92 36	98	Conroy, Craig	C	2005-07 22
38	Beverley, Nick	D	1978-79 23	99	Convery, Brandon	C	1998-99 11
39	Bjugstad, Scott	LW	1989-92 8	100	Corbett, Mike*	RW	1967-68 22
40	Blake, Jason	C	1998-01 11	101	Corkum, Bob	C	1999-01 17, 19
41	Blake, Mike	G	1981-84 29, 30, 31	102	Corrigan, Mike	RW	1967-68; 1969-70; 1971-76 19, 17, 11
42	Blake, Rob	D	1989-01; 2006-08 4	103	Corvo, Joe	D	2002-06 26, 27, 6
43	Blight, Rick	RW	1982-83 21	104	Courtinall, Russ	RW	1997-99 19
44	Blomsten, Arto	D	1994-96 35	105	Cousineau, Marcel	G	1999-00 34
45	Bodger, Doug	D	1998-99 8	106	Couturier, Sylvain	C	1988-92 12
46	Bonar, Dan	C	1980-83 8, 44	107	Cowan, Jeff	LW	2003-07 8, 15
47	Boucher, Philippe	D	1994-02 26, 28, 43	108	Cowie, Rob	D	1994-96 77
48	Bourne, Bob	C	1986-88 14	109	Crashley, Bart	D	1975-76 2
49	Boyle, Brian	C	2007-09 22	110	Crossman, Doug	D	1988-89 4
50	Bozek, Steve	LW	1981-83 26	111	Croteau, Gary	LW	1968-70 23, 11
51	Breault, Frank	RW	1990-93 24	112	Crowder, Keith	RW	1989-90 23
52	Brennan, Dan	LW	1983-84; 1985-86 25	113	Crowder, Troy	RW	1994-96 55
53	Brennan, Kip	LW	2001-04 37	114	Crowe, Phil	LW	1993-94 23
54	Brennan, Rich	D	2000-01 26	115	Currie, Dan	LW	1993-94 37
55	Broten, Neal	C	1996-97 10	116	Currie, Glen	C	1985-86; 1987-88 21, 22
56	Brown, Dustin	RW	2003-11 23	117	Curtis, Paul	D	1970-73 6
57	Brown, Jim	D	1982-83 2	-D-			
58	Brown, Kevin	RW	1994-96 8, 7	118	Dafeo, Byron	G	1995-96 31, 34
59	Brown, Larry	D	1972-78 3	119	Dallman, Kevin	D	2006-08 38
60	Brown, Rob	RW	1994-95 9				

KINGS ALL-TIME ROSTER

PLAYER	POS	YEARS	UNI #	PLAYER	POS	YEARS	UNI #
120 Deadmarsh, Adam	RW	2001-04	28	178 Giuliano, Jeff	C	2005-06,	
121 Degray, Dale	D	1988-89	24			2007-08	53, 29
122 DeJordy, Denis	G	1969-72	30	179 Gladney, Bob	D	1982-83	2
123 DeMarco, Ab	D	1975-77	2	180 Gleason, Tim	D	2003-06	42
124 Demitra, Pavol	RW	2005-06	38	181 Glennie, Brian	D	1978-79	4, 24
125 Dempsey, Nathan	D	2005-06	10	182 Goldup, Glenn	LW	1976-82	21
126 Desjardins, Gerry	G	1968-70	30	183 Goring, Butch	C	1969-80	19
127 Dineen, Peter	D	1986-87	25, 21	184 Gosselin, Mario	G	1989-90	31
128 Dionne, Marcel	C	1975-87	16	185 Goverde, Dave	G	1991-94	43
129 DiPietro, Paul	C	1996-97	37	186 Grahame, Ron	G	1978-81	30
130 Donato, Ted	LW	2001-02	15	187 Granato, Tony	LW	1989-96	14, 21
131 Donnelly, Mike	LW	1990-95	23, 11	188 Grant, Danny	RW	1977-79	15
132 Doughty, Drew	D	2008-11	8	189 Gratton, Dan	LW	1987-88	38, 32
133 Drewiske, Davis	D	2008-11	44	190 Gray, Terry	RW	1967-68	7
134 Druce, John	RW	1993-96	19	191 Grebeshkov, Denis	D	2003-06	38, 37
135 Duchesne, Steve	D	1986-91;		192 Green, Josh	LW	1998-99	47, 21
		1998-99	28	193 Greene, Matt	D	2008-11	2
136 Duff, Dick	LW	1969-71	7	194 Grenier, Lucien	RW	1970-72	14
137 Dufour, Marc	RW	1968-69	22	195 Gretzky, Wayne	C	1988-96	99
138 Dufresne, Donald	D	1993-94	29	196 Grieve, Brent	LW	1996-97	41
139 Duguay, Ron	RW	1987-89	44	197 Grimson, Stu	LW	2000-01	32
140 Duncanson, Craig	LW	1985-90	25, 12,	198 Gruhl, Scott	LW	1981-83	9, 21,
		26				10, 14,	
				199 Guay, Paul	RW	1985-89	12, 8,
						12	
-E-				-H-			
141 Edestrand, Darryl	D	1977-79	25	200 Hachborn, Len	C	1985-86	14
142 Edwards, Gary	G	1971-77	1	201 Hakansson, Anders	LW	1983-86	21
143 Elik, Todd	C	1989-91	6	202 Halkidis, Bob	D	1989-91	22
144 Eliot, Darren	G	1984-87	35	203 Halpern, Jeff	C	2009-10	22
145 Elkins, Corey	C	2009-10	47	204 Halward, Doug	D	1978-81	3
146 Ellis, Matt	LW	2007-08	8	205 Hamel, Gilles	LW	1988-89	8
147 Eloranta, Mikko	LW	2001-03	42	206 Hammond, Ken	D	1984-88	2, 6, 4,
148 Emerson, Nelson	RW	1999-02	17, 7,			3, 39	
			19	207 Hampton, Rick	D	1978-80	27
149 Engblom, Brian	D	1983-86	5	208 Handzus, Michal	C	2007-11	26
150 English, John	D	1987-88	26	209 Hangsleben, Al	LW	1981-82	9
151 Erickson, Bryan	RW	1985-88	15	210 Hardy, Mark	D	1979-88;	
152 Ersberg, Erik	G	2007-10	31			1992-94	26, 20,
153 Evans, Daryl	RW	1981-85	15			25, 5, 24	
-F-				211 Harper, Terry	D	1972-75	2
154 Fenton, Paul	LW	1987-89	8	212 Harris, Billy	RW	1979-82;	
155 Ferraro, Ray	C	1995-99	20, 26			1983-84	9, 14
156 Finn, Steven	D	1995-97	29	213 Harrold, Peter	D/F	2006-11	49, 5
157 Fiset, Stephane	G	1996-01	35	214 Hauser, Adam	G	2005-06	45
158 Fitzpatrick, Mark	G	1988-89	29	215 Hayward, Rick	D	1990-91	46
159 Flett, Bill	RW	1967-72	17, 9	216 Healy, Glenn	G	1985-89	29, 35
160 Flinn, Ryan	LW	2001-06	49	217 Heaslip, Mark	RW	1978-79	26
161 Foley, Gerry	RW	1968-69	NA	218 Heidt, Mike	D	1983-84	28
162 Fortier, Marc	C	1992-93	8, 26	219 Heinze, Steve	RW	2001-03	57
163 Fox, Jim	RW	1980-90	19, 4	220 Helander, Peter	D	1982-83	3
164 Frolov, Alexander	LW	2002-10	24	221 Heward, Jamie	D	2006-07	6
165 Fuhr, Grant	G	1994-95	31	222 Hextall, Dennis	LW	1969-70	12
166 Fukufuji, Yutaka	G	2006-07	33	223 Hicke, Ernie	LW	1977-78	9
-G-				224 Hiller, Jim	RW	1992-93	27
167 Galley, Garry	D	1984-87;		225 Hillman, Larry	D	1971-72	3
		1997-00	3	226 Hnilicka, Milan	G	2003-04	1
168 Gans, Dave	C	1982-83;		227 Hocking, Justin	D	1993-94	51
		1985-86	15	228 Hoene, Phil	LW	1972-75	14, 21
169 Garland, Scott	C	1978-79	20	229 Hoffer, Jim	D	1988-89	14
170 Garon, Mathieu	C	2005-07	31	230 Hoganson, Dale	D	1969-72	4, 2
171 Gauthier, Denis	D	2008-09	21	231 Holland, Jason	D	2001-04	53
172 Gauthier, Gabe	C	2006-08	37, 52	232 Holmes, Warren	C	1981-84	28, 22
173 Germain, Eric	D	1987-88	4	233 Holt, Randy	D	1978-80	23, 4
174 Gibbs, Barry	D	1979-80	23	234 Hopkins, Dean	RW	1979-83	12
175 Gibson, John	D	1980-82	27, 28	235 Houde, Doug	D	1993-94	6
176 Gilhen, Randy	C	1991-92	15	236 Houston, Ken	RW	1983-84	25
177 Giroux, Pierre	C	1982-83	22	237 Howell, Harry	D	1970-73	25, 5
				238 Howse, Don	LW	1979-80	20, 25

KINGS ALL-TIME ROSTER

PLAYER	POS	YEARS	UNI #	PLAYER	POS	YEARS	UNI #
239 Hrudely, Kelly	G	1988-96	32	299 Lacroix, Eric	LW	1994-96;	
240 Huard, Bill	LW	1999-00	28			1998-99	28, 29
241 Huddy, Charlie	D	1991-95	22	300 LaFayette, Nathan	C	1995-99	24
242 Huet, Cristobal	D	2002-04	35	301 LaForest, Bob	RW	1983-84	10
243 Hughes, Brent	G	1967-70	4, 5	302 Laidlaw, Tom	D	1986-90	3
244 Hughes, Howie	RW	1967-70	10	303 Lang, Robert	C	1992-96	13
245 Hutchison, Dave	D	1974-78	4	304 Langevin, Dave	D	1986-87	25
-I-				305 Laperriere, Ian	RW/C	1995-04	22
246 Inglis, Billy	C	1967-69	22	306 Lapointe, Rick	D	1984-86	28
247 Irvine, Ted	LW	1967-70	15	307 Larocque, Denis	D	1987-88	5
248 Isaksson, Ulf	LW	1982-83	28	308 Larouche, Steve	C	1995-96	20
249 Ivanans, Raitis	LW	2006-10	41	309 Laskoski, Gary	G	1982-84	29
-J-				310 Laughlin, Craig	RW	1987-88	81
250 Jackman, Tim	RW	2006-07	43	311 LaVallee, Kevin	LW	1983-84	14, 15
251 Jaks, Pauli	G	1994-95	36	312 Lavigne, Eric	D	1994-95	38
252 James, Connor	C	2005-06	56	313 Lavoie, Dominic	D	1993-94	42
253 Janecyk, Bob	G	1984-89	1	314 Ledyard, Grant	D	1985-88	4
254 Jarvis, Wes	C	1983-84	26	315 Legace, Manny	G	1998-99	32
255 Jay, Bob	D	1993-94	50	316 Lemieux, Jacques	D	1967-70	4
256 Jenkins, Dean	RW	1983-84	22	317 Lemieux, Real	LW	1967-74	9, 7
257 Jensen, Al	G	1986-87	29	318 Lessard, Mario	G	1978-84	1
258 Jensen, Steve	LW	1978-82	22	319 Lesuk, Bill	LW	1971-74	16
259 Johansen, Trevor	D	1981-82	2	320 Leveque, Guy	C	1992-94	28
260 Johnson, Craig	LW	1995-03	23	321 Lewis, Dave	D	1979-83	26, 25
261 Johnson, Jack	D	2006-11	33, 3	322 Lewis, Trevor	C	2008-11	61, 22
262 Johnson, Jim	C	1971-72	8	323 Liba, Igor	RW	1988-89	23
263 Johnson, Matt	LW	1994-99	34, 17	324 Lilja, Andreas	D	2000-03	6
264 Johnston, Larry	D	1967-68	5	325 Lindholm, Mikael	C	1989-90	51
265 Jokinen, Olli	C	1997-99	21, 12	326 Loach, Lonnie	LW	1992-93	29
266 Jones, Brad	LW	1990-91	47	327 Logan, Bob	RW	1988-89	17
267 Jones, Randy	D	2009-10	12	328 Loktionov, Andrei	C	2009-11	48, 12
268 Joyal, Eddie	C	1967-72	16	329 Long, Barry	D	1972-74	22
-K-				330 Lonsberry, Ross	LW	1969-72	8
269 Kaberle, Frantisek	D	1999-00	2	331 Luce, Don	C	1980-81	23
270 Kanko, Petr	RW	2005-06	48	332 Lukowich, Morris	LW	1985-87	10, 12
271 Kannegiesser, Sheldon	D	1973-77	6	333 Lundmark, Jamie	C	2006-07	15
272 Karalahti, Jere	D	1999-02	8	-M-			
273 Karjalainen, Kyosti	RW	1991-92	14	334 MacDonald, Lowell	LW	1967-69	11
274 Kasper, Steve	C	1988-91	11	335 MacLean, Donald	C	1977-88	10
275 Keans, Doug	G	1979-83	31, 30	336 MacLellan, Brian	LW	1982-86	27
276 Kelly, John Paul	LW	1979-86	17	337 Mair, Adam	C	2000-02	24
277 Kelly, Steve	C	2000-04	11	338 Makela, Mikko	RW	1989-90	24
278 Kennedy, Dean	D	1982-89	6	339 Maloney, Dan	LW	1972-75	17, 27
279 Khlestia, Dimitri	LW	1995-97	8	340 Manery, Randy	D	1977-80	2
280 Kilrea, Brian	C	1967-68	19	341 Marinucci, Chris	C	1996-97	26
281 King, Dwight	LW	2010-11	74	342 Marotte, Gilles	D	1969-74	4
282 Klatt, Trent	RW	2003-04	26	343 Marson, Mike	LW	1979-80	9
283 Klemm, Jon	D/RW	2007-08	25	344 Martin, Rick	LW	1980-82	10
284 Klima, Petr	LW	1996-97	83	345 Martinez, Alec	D	2009-11	53
285 Knickle, Rick	G	1992-94	1	346 Mattsson, Markus	G	1982-84	30
286 Komadoski, Neil	D	1972-78	24, 23	347 McAlpine, Chris	D	2002-03	38
287 Kontos, Chris	RW	1987-89	33, 15	348 McBean, Wayne	D	1987-89	21
288 Kopitar, Anze	C	2006-11	11	349 McCauley, Allyn	C	2006-07	10
289 Korab, Jerry	D	1979-83	5, 4	350 McCosh, Shawn	RW	1991-92	50
290 Kostopoulos, Tom	RW	2005-07	29	351 McDonough, Al	RW	1970-72	22, 21
291 Kozak, Don	RW	1972-78	24	352 McDonough, Hubie	C	1988-90	39
292 Krake, Skip	C	1968-70	7	353 McEachern, Shawn	LW	1993-94	51
293 Krushelnyski, Mike	C	1988-91	26	354 McEwen, Mike	D	1983-84	2
294 Kudelski, Bob	RW	1987-93	33, 37	355 McIntyre, John	C	1990-93	44
295 Kurri, Jari	RW	1991-96	17	356 McKenna, Sean	RW	1985-88	10
296 Kuznetsov, Maxim	D	2002-04	6	357 McKenna, Steve	LW	1996-00	7
-L-				358 McReynolds, Brian	C	1993-94	53, 26
297 LaBarbera, Jason	G	2005-06,		359 McSorley, Marty	D	1988-93;	
		2007-09	35			1993-96	33
298 Labossiere, Gord	C	1967-71	20, 12,	360 Melanson, Roland	G	1985-89	31
			9	361 Menard, Howie	C	1967-69	19
				362 Mickey, Larry	RW	1970-71	12
				363 Mikkelsen, Bill	D	1971-72	2
				364 Millen, Corey	C	1991-93	23



KINGS ALL-TIME ROSTER

PLAYER	POS	YEARS	UNI #	PLAYER	POS	YEARS	UNI #
365 Miller, Aaron	D	2000-07	3	422 Pirnes, Esa	C	2003-04	12
366 Miller, Bob	C	1984-85	14	423 Piskula, Joe	D	2006-07	22
367 Miller, Jay	LW	1988-92	49, 29	424 Playfair, Larry	D	1985-89	20, 23
368 Mitchell, Willie	D	2010-11	33	425 Podollan, Jason	RW	1998-00	28, 37
369 Modin, Fredrik	LW	2009-10	33	426 Ponikarovskiy, Alexei	LW	2010-11	27
370 Modry, Jaroslav	D	1995-97; 1998-04; 2006-08	15, 33, 44	427 Popiel, Poul	D	1967-68	3
371 Moger, Sandy	RW	1997-99	45	428 Potomski, Barry	LW	1995-97	40
372 Mokosak, Carl	LW	1984-85	12	429 Potvin, Felix	G	2000-02	39
373 Moller, Oscar	C	2008-11	9	430 Potvin, Jean	D	1970-72	23, 22
374 Monahan, Garry	RW	1969-70	12	431 Potvin, Marc	RW	1992-94	27
375 Monahan, Hartland	RW	1977-78	12	432 Prajsler, Petr	D	1987-90	25
376 Mongrain, Bob	C	1985-86	23	433 Preissing, Tom	D	2007-09	42
377 Morgan, Jason	C	1996-98	52	434 Price, Noel	D	1970-71	5
378 Morrison, Dave	RW	1980-83	26, 21, 10	435 Pronger, Sean	C	1998-99	29
379 Moulson, Matt	LW	2007-09	28, 25	436 Pulford, Bob	LW	1970-72	20
380 Moxey, Jim	RW	1976-77	15	437 Purcell, Teddy	RW	2007-10	54
381 Muir, Bryan	D	2003-04	2	438 Pushkarev, Konstantin	LW	2005-07	9
382 Mulhern, Richard	D	1978-80	5	-Q-			
383 Mulvey, Paul	LW	1981-82	28	439 Quick, Jonathan	G	2007-11	32
384 Murdoch, Bob	D	1973-79	5	440 Quincey, Kyle	D	2008-09	27
385 Murphy, Larry	D	1980-84	5	441 Quinn, Dan	C	1994-95	7
386 Murphy, Mike	RW	1973-83	7	-R-			
387 Murphy, Rob	C	1993-94	8	442 Rasmussen, Erik	LW	2002-03	9, 27
388 Murray, Brady	LW	2007-08	15	443 Ravlich, Matt	D	1969-71	21
389 Murray, Glen	RW	1996-02	27	444 Redmond, Craig	D	1984-88	2
390 Murray, Jim	D	1967-68	4	445 Redmond, Keith	LW	1993-94	45
391 Murray, Marty	C	2006-07	26	446 Reinprecht, Steven	C	1999-01	28
392 Muzzin, Jake	D	2010-11	6	447 Richardson, Brad	C	2008-11	15
-N-				448 Richmond, Steve	D	1988-89	42
393 Nagy, Ladislav	LW	2007-08	47	449 Robinson, Doug	LW	1967-71	23, 11
394 Nechayev, Victor	C	1982-83	10	450 Robinson, Larry	D	1989-92	19
395 Nemecek, Jan	D	1998-00	54	451 Robitaille, Luc	LW	1986-94; 1997-01; 2003-06	20
396 Nevin, Bob	RW	1973-76	9	452 Robitaille, Randy	C	2001-02	26
397 Nicholls, Bernie	C	1981-90	15, 10, 9	453 Rochefort, Leon	RW	1969-70	25
398 Norris, Jack	G	1970-71	1	454 Roenick, Jeremy	C	2005-06	97
399 Norstrom, Mattias	D	1995-07	11, 14	455 Rolfe, Dale	D	1967-70	6
400 Norton, Brad	D	2002-04	63	456 Ronning, Cliff	C	2001-02	7
401 Nurminen, Kia	LW	1996-97	21	457 Rosa, Pavel	RW	1998-00; 2002-04	55
-O-				458 Rota, Randy	LW	1973-74	25
402 O'Donnell, Sean	D	1994-00; 2008-10	6	459 Ruskowski, Terry	C	1982-85	10, 8
403 O'Dwyer, Billy	C	1983-85	10	460 Rutherford, Jim	G	1980-82	29
404 Olczyk, Ed	RW/C	1996-97	7	461 Rutledge, Wayne	G	1967-70	1
405 O'Sullivan, Patrick	LW	2006-09	12	462 Ryan, Matt	C	2005-06	40
-P-				463 Rychel, Warren	LW	1992-95	10
406 Paek, Jim	D	1993-94	7	-S-			
407 Pageau, Paul	G	1980-81	32	464 St. Laurent, Andre	C	1979-82	15
408 Palffy, Ziggy	RW	1999-04	33	465 St. Marseille, Frank	RW	1972-77	14, 11
409 Palmer, Rob	D	1977-82	6	466 Sandstrom, Tomas	RW	1989-94	7
410 Parrish, Mark	RW	2005-06	37	467 Sargent, Gary	D	1975-78	22
411 Parros, George	RW	2005-06	57	468 Sawchuk, Terry	G	1967-68	30
412 Parse, Scott	LW	2009-11	63, 21	469 Schamehorn, Kevin	RW	1980-81	23
413 Pasin, Dave	LW	1988-89	14	470 Schenn, Brayden	C	2009-11	55, 10
414 Passmore, Steve	G	2000-01	31	471 Schmidt, Chris	C	2002-03	51
415 Paterson, Joe	LW	1985-88	27	472 Schneider, Mathieu	D	2000-03	10
416 Penner, Dustin	LW	2010-11	25	473 Schultz, Dave	LW	1976-78	14
417 Perreault, Yanic	C	1994-99	39, 44	474 Scott, Ron	G	1989-90	1
418 Peters, Jimmy	C	1968-74	8, 18, 12	475 Scott, Travis	G	2000-01	45
419 Petiot, Richard	D	2005-06	2	476 Scruton, Howard	D	1982-83	2
420 Petit, Michel	D	1994-96	24	477 Scuderi, Rob	D	2009-11	7
421 Phair, Lyle	LW	1985-88	11, 27	478 Segal, Brandon	RW	2009-10	49
				479 Seguin, Steve	RW	1984-85	22
				480 Selwood, Brad	D	1979-80	20
				481 Semchuk, Brandy	RW	1992-93	41
				482 Shack, Eddie	LW	1969-71	23

KINGS ALL-TIME ROSTER

PLAYER	POS	YEARS	UNI #	PLAYER	POS	YEARS	UNI #
483 Sheehan, Bobby	C	1981-82	15	544 Unger, Garry	C	1980-81	77, 27
484 Shevalier, Jeff	LW	1994-95; 1996-97	10, 19	-U-			
485 Short, Steve	D	1977-78	26	-V-			
486 Shuchuk, Gary	RW	1992-96	14	545 Vachon, Rogie	G	1971-78	30
487 Shutt, Steve	LW	1984-85	11	546 Valicevic, Rob	C	2001-02	38
488 Sim, Jon	LW	2002-04	43	547 Venasky, Vic	C	1972-79	10
489 Simmer, Charlie	LW	1977-85	26, 11	548 Visheau, Mark	D	1998-99	48
490 Simmonds, Wayne	RW	2008-11	17	549 Visnovsky, Lubomir	D	2000-08	24, 17
491 Simmons, Gary	G	1976-78	1, 31	550 Vlasak, Tomas	LW	2000-01	17
492 Sims, Al	D	1981-83	3, 2, 29, 14	551 Volmar, Doug	RW	1972-73	8
493 Sinisalo, Ilkka	LW	1990-92	9	552 Vopat, Jan	D	1995-98	3, 33
494 Slaney, John	D	1995-97	27	553 Vopat, Roman	C	1996-99	12, 29
495 Smith, Billy	G	1971-72	29	-W-			
496 Smith, Brian	LW	1967-68	8, 12	554 Waddell, Don	D	1980-81	29
497 Smith, Dennis	D	1990-91	10	555 Walker, Gordie	RW	1988-90	45, 14
498 Smith, Doug	C	1981-86	23	556 Walker, Russ	RW	1976-78	26
499 Smithson, Jerred	C	2002-04	52	557 Wall, Bob	D	1967-70	2
500 Smolinski, Bryan	C	1999-03	21	558 Ward, Dixon	LW	1993-94	9
501 Smyth, Brad	RW	1996-98	11	559 Ward, Jason	RW	2006-07	22
502 Smyth, Ryan	LW	2009-11	94	560 Watters, Tim	D	1988-95	5
503 Snell, Chris	D	1994-95	29	561 Weaver, Mike	D	2005-07	43, 8
504 Sopel, Brent	D	2005-07	5	562 Weeks, Steve	G	1991-92	1
505 Stamler, Lorne	LW	1976-78	27	563 Wells, Jay	D	1979-88	24
506 Stanfield, Jim	LW	1969-72	10, 23	564 Westgarth, Kevin	RW	2008-09; 2010-11	33, 19
507 Stauber, Robb	G	1989-90; 1992-95	35	565 White, Bill	D	1967-70	21
508 Stemkowski, Pete	C	1977-78	11	566 Whyte, Sean	RW	1991-93	57, 9
509 Stephenson, Shay	LW	2006-07	22	567 Widing, Juha	C	1969-77	15
510 Stevens, Kevin	LW	1995-97	25	568 Wiemer, Jim	D	1988-89	2
511 Stoll, Jarret	G	2008-11	28	569 Wilks, Brian	C	1984-87; 1988-89	26, 8, 17
512 Storr, Jamie	G	1994-03	31, 1	570 Williams, Darryl	RW	1992-93	55
513 Straka, Martin	RW	2003-04	82	571 Williams, Dave	LW	1984-88	22
514 Strbak, Martin	D	2003-04	8	572 Williams, Justin	RW	2008-11	14
515 Stuart, Brad	D	2007-08	6	573 Williams, Tommy	LW	1973-79	17
516 Stumpel, Jozef	C	2000-02; 2003-04	15	574 Wilsie, Brian	RW	2006-08	21
517 Sturm, Marco	LW	2010-11	10	575 Wilson, Bert	LW	1975-80	8
518 Sydor, Darryl	D	1991-96	40, 25, 2	576 Wilson, Murray	LW	1978-79	9
519 Sykes, Phil	LW	1983-89	14, 10, 7	577 Witherspoon, Jim	D	1975-76	8
-T-				578 Woytowich, Bob	D	1971-72	2
520 Tambellini, Jeff	LW	2005-06	51	-Y-			
521 Tardif, Patrice	Rw	1995-96	37	579 Yachmenev, Vitali	RW	1995-98	43
522 Taylor, Daniel	G	2007-08	46	580 Yushkevich, Dmitry	D	2002-03	36
523 Taylor, Dave	RW	1977-94	18	-Z-			
524 Terrier, Greg	C	1980-82	14	581 Zeiler, John	RW	2006-09; 2010-11	73, 13, 29
525 Thomas, Scott	LW	2000-01	51	582 Zhitnik, Alexei	D	1992-95	2
526 Thomlinson, Dave	LW	1993-95	52, 27	583 Zizka, Tomas	D	2002-04	5
527 Thompson, Brent	D	1991-94	56, 3	584 Zmolek, Doug	D	1995-98	55, 2
528 Thomson, Jim	RW	1990-93	17, 25, 19	<i>*Appeared only in Kings postseason games.</i>			
529 Thornton, Scott	LW	2006-08	27	<i>Note: Uniform #s are listed in the order that they were first worn by the player.</i>			
530 Tocchet, Rick	RW	1994-96	92, 22				
531 Todd, Kevin	C	1993-96	12				
532 Tonelli, John	LW	1988-91	27				
533 Tookey, Tim	C	1987-89	32, 15				
534 Tredway, Brock*	RW	1981-82	10				
535 Tripp, John	RW	2003-04	21				
536 Tsygurov, Denis	D	1994-96	3				
537 Tsyplakov, Vladimir	RW	1995-00	9				
538 Tuer, Al	D	1985-86	26				
539 Tukonen, Lauri	RW	2006-08	44, 34				
540 Tuomainen, Marko	RW	1999-01	12				
541 Turnbull, Ian	D	1981-82	3				
542 Turner, Dean	D	1982-83	2				
543 Tverdokvov, Oleg	D	2006-07	28				

KINGS ALL-TIME AMATEUR DRAFT CHOICES

Larry Regan – General Manager from May 17, 1967 through December 17, 1973.

Round	Player	Position	Overall
1	Rick Pagnutti	D	1st

Round	Player	Position	Overall
1	Jim McInally	D	7th

Round	Player	Position	Overall
2	Dale Hoganson	D	16th
3	Gregg Boddy	D	27th
4	Bruce Landon	G	39th
5	Butch Goring	C	51st

Round	Player	Position	Overall
2	Al McDonough	RW	24th
3	Terry Holbrook	RW	38th
5	Billy Smith	G	59th
6	Gerry Bradbury	C	73rd
7	Brian Carlin	LW	86th
8	Brian Chinnick	C	98th

Round	Player	Position	Overall
3	Vic Venasky	C	34th
4	Neil Komadoski	D	48th
5	Gary Crosby	C	62nd
6	Camille LaPierre	C	76th
7	Peter Harasym	LW	89th
7	Norm Dube	LW	90th
8	Lorne Stamler	LW	103rd

Round	Player	Position	Overall
2	Don Kozak	RW	20th
3	Dave Hutchison	D	36th
4	John Dobie	D	52nd
5	Bernie Germain	G	68th
6	Mike Usitalo	LW	84th
7	Glen Toner	LW	100th

Round	Player	Position	Overall
3	Russ Walker	RW	38th
4	Jim McCrimmon	D	54th
5	Dennis Abgrall	RW	70th
6	Blair MacDonald	RW	86th
7	Roly Kimble	G	102nd

Jake Milford – General Manager from December 17, 1973 through May 26, 1977.

Round	Player	Position	Overall
3	Gary Sargent	D	48th
4	Brad Winton	C	66th
5	John Paul Evans	C	84th
6	Marty Mathews	LW	102nd
7	Harvey Stewart	G	120th
8	John Held	D	137th
9	Mario Lessard	G	154th
10	Derrick Emerson	RW	169th
11	Jacques Locas	C	184th
12	Lindsay Thomson	C	197th
13	Craig Brickley	C	207th
14	Brad Kuglin	LW	217th

Round	Player	Position	Overall
1	Tim Young	C	16th
2	Terry Bucyk	RW	33rd
4	Andre Leduc	D	69th
5	Dave Miglia	D	87th
6	Bob Russell	C	105th
7	Dave Faulkner	C	123rd
8	Bill Reber	RW	141st
9	Sean Sullivan	D	157th
10	Brian Petrovek	G	172nd
11	Tom Goddard	RW	186th
12	Mario Viens	G	197th
13	Chuck Carpenter	C	203rd
14	Bob Fish	LW	207th
15	Dave Taylor	RW	210th
15	Robert Shaw	D	213th

Round	Player	Position	Overall
2	Steve Clippingdale	LW	21st
3	Don Moores	C	49th
4	Bob Mears	G	67th
5	Rob Palmer	D	85th
6	Larry McRae	G	103rd

George Maguire – General Manager from May 28, 1977 through January 30, 1984.

Round	Player	Position	Overall
5	Julian Baretta	G	84th
5	Warren Holmes	C	85th
6	Randy Rudnyk	RW	103rd
7	Bob Suter	D	120th

Round	Player	Position	Overall
5	Paul Mancini	LW	77th
6	Doug Keans	G	94th
7	Don Waddell	D	111th
8	Rob Mierkalns	C	128th
9	Rick Scully	RW	145th
10	Brad Thiessen	C	162nd
11	Jim Armstrong	LW	177th
12	Claude Larochelle	C	193rd

Round	Player	Position	Overall
1	Jay Wells	D	16th
2	Dean Hopkins	RW	29th
2	Mark Hardy	D	30th
3	John Paul Kelly	LW	50th
4	John Gibson	D	71st
5	Jim Brown	D	92nd
6	Jay McFarlane	D	113th

Round	Player	Position	Overall
1	Larry Murphy	D	4th
1	Jim Fox	RW	10th
2	Greg Terrion	LW	33rd
2	Dave Morrison	RW	34th
3	Steve Bozek	LW	52nd
4	Bernie Nicholls	C	73rd
5	Alan Graves	LW	94th
6	Darren Elliot	G	115th
7	Mike O'Connor	D	136th
8	Billy O'Dwyer	C	157th
9	Daryl Evans	LW	178th
10	Kim Collins	LW	199th

KINGS ALL-TIME AMATEUR DRAFT CHOICES

Round	Player	Position	Overall
1	Doug Smith	C	2nd
2	Dean Kennedy	D	39th
4	Marty Dallman	C	81st
6	Brad Thompson	D	123rd
7	Craig Hurley	D	134th
7	Peter Sawkins	D	144th
8	Dan Brennan	LW	165th
9	Al Tuer	D	186th
10	Jeff Baikie	LW	207th

Round	Player	Position	Overall
2	Mike Heidt	D	27th
3	Steve Seguin	W	48th
4	Dave Gans	C	64th
4	Dave Ross	G	82nd
5	Darcy Roy	LW	90th
5	Ulf Isaksson	LW	95th
7	Victor Nechayev	C	132nd
8	Peter Helander	D	153rd
9	Dave Chartier	D	174th
10	John Franzosa	G	195th
11	Ray Shero	LW	216th
12	Mats Ullander	RW	237th

Round	Player	Position	Overall
3	Bruce Shoebottom	D	47th
4	Guy Benoit	C	67th
5	Bob LaForest	RW	87th
5	Garry Galley	D	100th
6	Dave Lundmark	D	107th
6	Kevin Stevens	C	108th
7	Tim Burgess	D	127th
8	Ken Hammond	D	147th
9	Bruce Fishback	C	167th
10	Thomas Ahlen	D	187th
11	Jan Blaha	RW	207th
12	Chad Johnson	C	227th

Rogie Vachon – General Manager from January 30, 1984 through June 25, 1992.

Round	Player	Position	Overall
1	Craig Redmond	D	6th
2	Brian Wilks	C	24th
3	John English	D	48th
4	Tom Glavine	C	69th
5	David Grannis	RW	87th
6	Greg Strome	G	108th
7	Timothy Hanley	C	129th
8	Shannon Deegan	C	150th
9	Luc Robitaille	LW	171st
10	Jeff Crossman	C	191st
11	Paul Kenny	G	212th
12	Brian Martin	C	232nd

Round	Player	Position	Overall
1	Craig Duncanson	LW	9th
1	Dan Gratton	C	10th
2	Par Edlund	RW	30th
4	Perry Florio	D	72nd
5	Petr Prajsler	D	93rd
7	Tim Flanagan	RW	135th
8	John Hyduke	G	156th
9	Steve Horner	RW	177th

Round	Player	Position	Overall
11	Trent Ciprick	RW	219th
12	Marian Horvath	LW	240th

Round	Player	Position	Overall
1	Jimmy Carson	C	2nd
3	Denis Larocque	D	44th
4	Sylvain Couturier	LW	65th
5	Brian Ferreira	LW	86th
6	Robb Stauber	G	107th
7	Sean Krakiwsky	RW	128th
8	Rene Chapdelaine	D	149th
9	Trevor Pochipinski	D	170th
10	Paul Kelly	D	191st
11	Russ Mann	D	212th
12	Brian Hayton	LW	233rd

Round	Player	Position	Overall
1	Wayne McBean	D	4th
2	Mark Fitzpatrick	G	27th
3	Ross Wilson	RW	43rd
5	Mike Vukonich	C	90th
6	Greg Batters	RW	111th
7	Kyosti Karjalainen	LW	132nd
9	Jeff Gawlicki	LW	174th
10	John Preston	C	195th
11	Rostislav Vlach	RW	216th
12	Mikael Lindholm	C	237th

Round	Player	Position	Overall
1	Martin Gelinis	LW	7th
2	Paul Holden	D	28th
3	John Van Kessel	RW	49th
4	Rob Blake	D	70th
5	Jeff Robison	D	91st
6	Micha Aivazoff	C	109th
6	Robert Larsson	D	112th
7	Jeff Kruesel	G	133rd
8	Timo Peltomaa	RW	154th
9	Jim Larkin	LW	175th
10	Brad Hyatt	D	196th
11	Doug Laprade	RW	217th
12	Joe Flanagan	C	238th

Round	Player	Position	Overall
2	Brent Thompson	D	39th
4	Jim Maher	D	81st
5	Eric Ricard	D	102nd
5	Thomas Newman	G	103rd
6	Daniel Rydmark	C	123rd
7	Ted Kramer	RW	144th
8	Sean Whyte	RW	165th
9	Jim Giacini	LW	182nd
9	Martin Maskarinec	D	186th
10	Jim Hiller	RW	207th
11	Steve Jacques	D	228th
12	Kevin Sneddon	D	249th

Round	Player	Position	Overall
1	Darryl Sydor	D	7th
2	Brandy Semchuk	RW	28th
3	Bob Berg	LW	49th
5	Dave Goverde	G	91st
6	Erik Andersson	C	112th
7	Robert Lang	C	133rd
8	Dean Hulett	RW	154th

KINGS ALL-TIME AMATEUR DRAFT CHOICES

1990 (contd.)			
9	Dennis LeBlanc	C	175th
10	Patrik Ross	RW	196th
11	Kevin White	C	217th
12	Troy Mohns	D	238th

1991			
Round	Player	Position	Overall
2	Guy Leveque	C	42nd
4	Keith Redmond	LW	79th
4	Alexei Zhitnik	D	81st
5	Pauli Jaks	G	108th
6	Brett Seguin	C	130th
7	Kelly Fairchild	C	152nd
9	Craig Brown	G	196th
10	Mattias Olsson	D	218th
11	Andre Bouliane	G	240th
12	Michael Gaul	D	262nd

1992			
Round	Player	Position	Overall
2	Justin Hocking	D	39th
3	Sandy Allan	G	63rd
4	Kevin Brown	RW	87th
5	Jeff Shevalier	LW	111th
6	Raymond "Rem" Murray	C/LW	135th
9	Magnus Wernblom	LW	207th
10	Ryan Pisiak	RW	231st
11	Jukka Tiilikainen	LW	255th

Nick Beverley – General Manager from June 25, 1992 through May 18, 1994.

1993			
Round	Player	Position	Overall
2	Shayne Toporowski	RW	42nd
3	Jeff Mitchell	RW	68th
4	Bob Wren	C	94th
5	Frederick Beaubien	G	105th
6	Jason Saal	G	117th
6	Jere Karalahti	D	146th
7	Justin Martin	RW	172nd
8	Travis Dillabough	C	198th
9	Martin Strbak	D	224th
10	Kimmo Timonen	D	250th
11	Patrick Howald	LW	276th

Sam McMaster – General Manager from May 24, 1994 through April 22, 1997.

1994			
Round	Player	Position	Overall
1	Jamie Storr	G	7th
2	Matt Johnson	LW	33rd
3	Vitali Yachmenev	RW	59th
5	Chris Schmidt	C	111th
7	Luc Gagne	RW	163rd
8	Andrew Dale	C	189th
9	Jan Nemecek	D	215th
10	Sergei Shalomai	LW	241st

1995			
Round	Player	Position	Overall
1	Aki Berg	D	3rd
2	Donald MacLean	C	33rd
2	Pavel Rosa	RW	50th
3	Vladimir Tsyplakov	LW	59th
5	Jason Morgan	C	118th
6	Igor Melyakov	LW	137th
7	Benoit Larose	D	157th
7	Juha Vuorivirta	C	163rd

1995 (contd.)			
9	Brian Stewart	D	215th

1996			
Round	Player	Position	Overall
2	Josh Green	LW	30th
2	Marian Cisar	RW	37th
3	Greg Phillips	C/RW	57th
4	Mikael Simons	C/RW	84th
4	Eric Belanger	C	96th
5	Jesse Black	D	120th
5	Peter Hogan	D	123rd
8	Stephen Valiquette	G	190th
8	Kai Nurminen	LW	193rd
9	Sebastien Simard	LW	219th

Dave Taylor – General Manager from April 22, 1997 through April 18, 2006.

1997			
Round	Player	Position	Overall
1	Olli Jokinen	C	3rd
1	Matt Zultek	C	15th
2	Scott Barney	C	29th
4	Joe Corvo	D	83rd
4	Sean Blanchard	D	99th
6	Richard Seeley	D	137th
6	Jeff Katcher	D	150th
8	Jay Kopischke	LW	193rd
9	Konrad Brand	D	220th

1998			
Round	Player	Position	Overall
1	Mathieu Biron	D	21st
2	Justin Papineau	C	46th
3	Alexey Volkov	G	76th
4	Kip Brennan	LW	103rd
5	Joe Rullier	D	133rd
6	Tomas Zizka	D	163rd
7	Tommi Hannus	C	190th
8	Jim Henkel	C	217th
9	Matthew Yeats	G	248th

1999			
Round	Player	Position	Overall
2	Andrei Shefer	LW	43rd
3	Jason Crain	D	74th
3	Frantisek Kaberle	D	76th
3	Cory Campbell	G	92nd
4	Brian McGrattan	RW	104th
4	Daniel Johansson	C	125th
5	Jean-Francois Noguees	G	133rd
7	Kevin Baker	RW	193rd
8	George Parros	RW	222nd
9	Noah Clarke	LW	250th

2000			
Round	Player	Position	Overall
1	Alexander Frolov	LW	20th
2	Andreas Lilja	D	54th
3	Yanick Lehoux	C	86th
4	Lubomir Visnovsky	D	118th
5	Nathan Marsters	G	165th
7	Evgeny Federov	C	201st
7	Tim Eriksson	C	206th
7	Craig Olynick	D	218th
8	Dan Welch	RW	245th
8	Flavien Conne	C	250th
9	Carl Grah	G	282nd

KINGS ALL-TIME AMATEUR DRAFT CHOICES

2001			
Round	Player	Position	Overall
1	Jens Karlsson	RW	18th
1	David Steckel	C	30th
2	Michael Cammalleri	C	49th
2	Jaroslav Bednar	C	51st
3	Henrik Juntunen	RW	83rd
4	Richard Petiot	D	116th
5	Terry Denike	G	152nd
5	Tuukka Mantyla	D	153rd
7	Cristobal Huet	G	214th
8	Mike Gabinet	D	237th
9	Sebastien Laplante	G	277th

2002			
Round	Player	Position	Overall
1	Denis Grebeshkov	D	18th
2	Sergei Anshakov	LW	50th
3	Petr Kanko	RW	66th
4	Aaron Rome	D	104th
4	Mark Rooneem	LW	115th
5	Greg Hogeboom	RW	152nd
5	Joel Andresen	D	157th
6	Ryan Murphy	RW	185th
7	Mikhail Lyubushin	D	215th
8	Tuukka Pulliainen	C/W	248th
9	Connor James	C/W	279th

2003			
Round	Player	Position	Overall
1	Dustin Brown	RW	13th
1	Brian Boyle	C	26th
1	Jeff Tambellini	LW	27th
2	Konstantin Pushkarev	C	44th
3	Ryan Murray	G	82nd
5	Brady Murray	C	152nd
6	Esa Pirnes	C	174th
8	Matt Zaba	G	231st
8	Mike Sullivan	C	244th
9	Martin Guerlin	C	274th

2004			
Round	Player	Position	Overall
1	Lauri Tukonen	RW	11th
3	Paul Baier	D	95th
4	Ned Lukacevic	LW	110th
5	Eric Neilson	LW	143rd
6	Scott Parse	C	174th
7	Mike Curry	RW	205th
7	Daniel Taylor	G	221st
8	Yutaka Fukufuji	G	238th
9	Valtteri Tenkanen	C	264th

2005			
Round	Player	Position	Overall
1	Anze Kopitar	C	11th
2	Dany Roussin	LW	50th
2	T.J. Fast	D	60th
3	Jonathan Quick	G	72nd
5	Patrik Hersley	D	139th
6	Ryan McGinnis	D	184th
7	Josh Meyers	D	206th
7	John Seymour	C	226th

Dean Lombardi – General Manager from April 21, 2006 to present.

2006			
Round	Player	Position	Overall
1	Jonathan Bernier	G	11th
1	Trevor Lewis	C	17th
2	Joe Ryan	D	48th
3	Jeff Zatkoff	G	74th
3	Bud Holloway	C/RW	86th
4	Niclas Andersen	D	114th
5	David Meckler	C	134th
5	Martin Nolet	D	144th
6	Constantin Braun	LW	164th

2007			
Round	Player	Position	Overall
1	Thomas Hickey	D	4th
2	Oscar Moller	C	52nd
2	Wayne Simmonds	RW	61st
3	Bryan Cameron	C/RW	82nd
4	Alec Martinez	D	95th
4	Dwight King	C/LW	109th
5	Linden Rowat	G	124th
5	Joshua Turnbull	C	137th
7	Josh Kidd	D	184th
7	Matt Fillier	C/LW	188th

2008			
Round	Player	Position	Overall
1	Drew Doughty	D	2nd
1	Colten Teubert	D	13th
2	Viatcheslav Voynov	D	32nd
3	Robert Czarnik	C	63rd
3	Andrew Campbell	D	74th
3	Geordie Wudrick	LW	88th
5	Andrei Loktionov	C	123rd
6	Justin Azevedo	C	153rd
7	Garrett Roe	LW	183rd

2009			
Round	Player	Position	Overall
1	Brayden Schenn	C	5th
2	Kyle Clifford	LW	35th
3	Nicolas Deslauriers	D	84th
4	Jean-Francois Berube	G	95th
4	Linden Vey	RW	96th
5	David Kolomatsis	D	126th
6	Michael Pelech	C/LW	156th
6	Brandon Kozun	RW	179th
7	Jordan Nolan	C	186th
7	Nic Dowd	C	198th

2010			
Round	Player	Position	Overall
1	Derek Forbort	D	15th
2	Tyler Toffoli	C	47th
3	Jordan Weal	C	70th
5	Kevin Gravel	D	148th
6	Maxim Kitsyn	LW	158th

2011			
Round	Player	Position	Overall
2	Christopher Gibson	G	49th
3	Andy Andreoff	C	80th
3	Nicholas Shore	C	82nd
4	Michael Mersch	LW	110th
5	Joel Lowry	LW	140th
7	Michael Schumacher	LW	200th

Note: The Kings hosted the 2010 NHL Entry Draft at STAPLES Center.

KINGS ALL-TIME TRADES

Larry Regan – General Manager from May 17, 1967 to December 17, 1973.

June 8, 1967 – Acquired the rights to Red Kelly from Toronto for Ken Block.

June 16, 1967 – Acquired Trevor Fahey, Jim Murray and Ken Turlik from the New York Rangers for Barclay Plager.

May 20, 1968 – Acquired Skip Krake from Boston for a first-round choice in the 1970 NHL Amateur Draft.

June 11, 1968 – Acquired Myron Stankiewicz from St. Louis for Terry Gray.

June 11, 1968 – Acquired Gerry Desjardins from Montreal for a first-round choice in the 1969 NHL Amateur Draft (later transferred to Minnesota) and the 1972 NHL Amateur Draft.

July 1, 1968 – Acquired Larry Cahan from Montreal for Yves Locas and Brian D. Smith.

October 10, 1968 – Acquired Jimmy Peters from Detroit for Terry Sawchuk.

October 15, 1968 – Acquired Gary Croteau, Brian Murphy and Wayne Thomas from Toronto for Lou Deveau and Grant Moore.

November 12, 1968 – Acquired Ron Anderson from Detroit for Poul Popiel.

May 14, 1969 – Acquired Ross Lonsberry and Eddie Shack from Boston for Ken Turlik and first-round choices in both the 1971 and 1973 NHL Amateur Drafts.

June 9, 1969 – Acquired Dennis Hextall and Leon Rochefort from the New York Rangers for Real Lemieux.

September, 1969 – Acquired Roger Cote from Phoenix (WHL) for Jim Murray.

January 24, 1970 – Acquired Dick Duff from Montreal for Dennis Hextall.

February 20, 1970 – Acquired Brian Gibbons, Garry Monahan and Matt Ravlich from Detroit for Gary Croteau, Larry Johnston and Dale Rolfe.

February 20, 1970 – Acquired Denis DeJordy, Gilles Marotte and Jim Stanfield from Chicago for Bryan Campbell, Gerry Desjardins and Bill White.

February 28, 1970 – Acquired Real Lemieux and Juha Widing from the New York Rangers for Ted Irvine.

May 11, 1970 – Acquired Ray Fortin from St. Louis for Bob Wall.

May 20, 1970 – Acquired Mike Byers from Philadelphia for Brent Hughes.

May 22, 1970 – Acquired Lucien Grenier, Larry Mickey and Jack Norris from Montreal for Gregg Boddy, Leon Rochefort and Wayne Thomas.

September 3, 1970 – Acquired Bob Pulford from Toronto for Garry Monahan and Brian Murphy.

November 25, 1970 – Acquired Mike McMahon and future considerations from Buffalo for Dick Duff and Eddie Shack.

January 26, 1971 – Acquired Ralph Backstrom from Montreal for Ray Fortin and Gord Labossiere.

June 13, 1971 – Acquired Larry Hillman from Philadelphia for Larry Mickey.

November 4, 1971 – Acquired Rogie Vachon from Montreal for Denis DeJordy, Dale Hoganson, Noel Price and Doug Robinson.

December 16, 1971 – Acquired Doug Barrie and Mike Keeler from Buffalo for Mike Byers and Larry Hillman.

January 11, 1972 – Acquired Bob Woytowich from Pittsburgh for Al McDonough.

January 28, 1972 – Acquired Serge Bernier, Jim Johnson and Bill Lesuk from Philadelphia for Bill Flett, Eddie Joyal, Ross Lonsberry and Jean Potvin.

August 22, 1972 – Acquired Terry Harper from Montreal for a second-round choice in the 1974 NHL Amateur Draft, first and third-round choices in the 1975 NHL Amateur Draft and a first-round choice in the 1976 NHL Amateur Draft.

December 15, 1972 – Acquired John Van Horlick from Portland (WHL) for Mike Keeler, Jim Stanfield and Glen Toner.

January 22, 1973 – Acquired Frank St. Marseille from St. Louis for Paul Curtis.

February 26, 1973 – Acquired Dan Maloney from Chicago for Ralph Backstrom.

May 29, 1973 – Acquired Bob Murdoch and Randy Rota from Montreal for a first-round choice in the 1974 NHL Amateur Draft and cash.

November 30, 1973 – Acquired Sheldon Kannegiesser, Mike Murphy and Tommy Williams from the New York Rangers for Gilles Marotte and Real Lemieux.

Jake Milford – General Manager from December 17, 1973 through May 26, 1977.

February 9, 1974 – Acquired Roger Pelletier and cash from Philadelphia for Doug Volmar.

February 15, 1974 – Acquired Gene Carr from the New York Rangers for a first-round choice in the 1977 NHL Amateur Draft.

June 23, 1975 – Acquired Bart Crashley and the rights to Marcel Dionne from Detroit for Terry Harper, Dan Maloney and a second-round choice (later transferred to Minnesota) in the 1976 NHL Amateur Draft.

August 15, 1975 – Acquired a second-round choice in the 1976 NHL Amateur Draft (Steve Clippingdale) from Minnesota for Tim Young.

January 14, 1976 – Acquired Ab DeMarco from Vancouver for a second-round choice (later transferred to Atlanta) in the 1977 NHL Amateur Draft.

March 6, 1976 – Acquired Bert Wilson and the rights to Curt Brackenbury from St. Louis for cash.

May 28, 1976 – Acquired John Campbell from the New York Rangers for Mark Heaslip.

June 12, 1976 – Acquired Glenn Goldup and a third-round choice in the 1978 NHL Amateur Draft (later transferred to Detroit) from Montreal for a third-round choice in the 1977 NHL Amateur Draft and a first-round choice in the 1978 NHL Amateur Draft.

September 29, 1976 – Acquired Dave Schultz from Philadelphia for a fourth-round choice in the 1977 NHL Amateur Draft and a second-round choice (later transferred to Colorado) in the 1978 NHL Amateur Draft.

October 18, 1976 – Acquired a fifth-round choice in the 1977 NHL Amateur Draft (Julian Baretta) from Pittsburgh for Mike Corrigan.

January 22, 1977 – Acquired Jim Moxey and Gary Simmons from Cleveland for Gary Edwards and Juha Widing.

May 23, 1977 – Acquired Randy Manery from Atlanta for Ab DeMarco.

KINGS ALL-TIME TRADES

George Maguire – General Manager from May 28, 1977 through January 30, 1984.

June 17, 1977 – Acquired Steve Short from Philadelphia for future considerations.

November 2, 1977 – Acquired Syl Apps, Jr. and Hartland Monahan from Pittsburgh for Gene Carr, Dave Schultz and a fourth-round choice in the 1978 NHL Amateur Draft.

November 21, 1977 – Acquired Larry Carriere from Vancouver for Sheldon Kannegiesser.

January 9, 1978 – Acquired Danny Grant from Detroit for a third-round choice in the 1978 NHL Amateur Draft and the rights to Barry Long.

January 14, 1978 – Acquired a second-round choice in the 1980 NHL Entry Draft (Greg Terrion) from St. Louis for Neil Komadoski.

June 14, 1978 – Acquired Scott Garland, Brian Glennie, Kurt Walker and a second-round choice in the 1979 NHL Entry Draft (Mark Hardy) from Toronto for Dave Hutchison and Lorne Stamler.

July 10, 1978 – Acquired Rick Hampton, Dave Gardner and Steve Jensen from Minnesota for the signing of Gary Sargent.

September 18, 1978 – Acquired Doug Halward from Boston for future considerations.

October 5, 1978 – Acquired Murray Wilson and a first-round choice in the 1979 NHL Entry Draft (Jay Wells) from Montreal for a first-round choice in the 1981 NHL Entry Draft.

October 9, 1978 – Acquired Ron Grahame from Boston for a first-round choice in the 1979 NHL Entry Draft.

November 18, 1978 – Acquired a fourth-round choice in the 1982 NHL Entry Draft (Dave Gans) from Colorado for Nick Beverley.

December 6, 1978 – Acquired Steve Carlson from Detroit for Steve Short.

December 31, 1978 – Acquired Randy Holt from Vancouver for Don Kozak.

January 16, 1979 – Acquired Richard Mulhern and a second-round choice in the 1980 NHL Entry Draft (Dave Morrison) from Atlanta for Bob Murdoch and a second-round choice in the 1980 NHL Entry Draft.

June 11, 1979 – Acquired Mike Marson from Washington for Steve Clippingdale.

August 16, 1979 – Acquired Barry Gibbs from the New York Islanders for future considerations (Tommy Williams).

August 22, 1979 – Acquired Andre St. Laurent, a first-round choice in the 1980 NHL Entry Draft (Larry Murphy) and a first-round choice in the 1981 NHL Entry Draft (Doug Smith) from Detroit as compensation for the signing of Dale McCourt.

September 14, 1979 – Acquired Brad Selwood and a fourth-round choice in the 1982 NHL Entry Draft (Dave Gans) from Montreal for a fourth-round choice in the 1982 NHL Entry Draft.

March 10, 1980 – Acquired Jerry Korab from Buffalo for a first-round choice in the 1982 NHL Entry Draft.

March 10, 1980 – Acquired Billy Harris and Dave Lewis from the New York Islanders for Butch Goring.

June 6, 1980 – Acquired Garry Unger from Calgary for Randy Holt and Bert Wilson.

February 17, 1981 – Acquired Rick Chartrow from Montreal for a second-round choice in the 1983 NHL Entry Draft.

March 8, 1981 – Acquired future considerations (Gary Bromley) and a fifth-round choice in the 1982 NHL Entry Draft (Ulf Isaksson) from Vancouver for Doug Halward.

March 10, 1981 – Acquired Don Luce from Buffalo for a sixth-round choice in the 1982 NHL Entry Draft and cash.

March 10, 1981 – Acquired Rick Martin from Buffalo for a third-round choice in the 1981 NHL Entry Draft and a first-round choice in the 1983 NHL Entry Draft.

March 10, 1981 – Acquired Jim Rutherford from Toronto for a fifth-round choice in the 1981 NHL Entry Draft.

March 10, 1981 – Acquired a seventh-round choice (Craig Hurley) in the 1981 NHL Entry Draft from Edmonton for Garry Unger.

August 10, 1981 – Acquired Bob Gladney and a sixth-round choice in the 1983 NHL Entry Draft (Kevin Stevens) from Toronto for Don Luce.

August 10, 1981 – Acquired a fifth-round choice in the 1983 NHL Entry Draft (Garry Galley) from Edmonton for Jay MacFarlane.

November 11, 1981 – Acquired Ian Turnbull from Toronto for John Gibson and Billy Harris.

June 22, 1982 – Acquired Blair Barnes from Edmonton for Paul Mulvey.

October 19, 1982 – Acquired a fourth-round choice in the 1983 NHL Entry Draft (later traded to Detroit) from Toronto for Greg Terrion.

October 24, 1982 – Acquired Terry Ruskowski from Chicago for Larry Goodenough and a third-round choice in the 1984 NHL Entry Draft.

December 7, 1982 – Acquired Rick Blight from Edmonton for Alan Hangleben.

February 23, 1983 – Acquired Markus Mattsson from Minnesota for a third-round choice in the 1985 NHL Entry Draft.

June 20, 1983 – Acquired Kevin LaVallee and Carl Mokosak from Calgary for Steve Bozek.

September 9, 1983 – Acquired Anders Hakansson from Pittsburgh for the rights to Kevin Stevens.

October 3, 1983 – Acquired Fred Barrett and Steve Christoff from Minnesota for Dave Lewis.

October 15, 1983 – Acquired Marc Chorney from Pittsburgh for a sixth-round choice in the 1985 NHL Entry Draft.

October 18, 1983 – Acquired Brian Engblom and Ken Houston from Washington for Larry Murphy.

November 17, 1983 – Acquired Mike McEwen from the New York Islanders for a fourth-round choice in the 1984 NHL Entry Draft (originally from Detroit).

January 3, 1984 – Acquired Marco Baron from Boston for Bob LaForest.

KINGS ALL-TIME TRADES

Rogie Vachon – General Manager from January 30, 1984 through June 25, 1992.

June 9, 1984 – Acquired Bob Janecyk, a first-round choice in the 1984 NHL Entry Draft (Craig Redmond), a third-round choice in the 1984 NHL Entry Draft (John English) and a fourth-round choice in the 1984 NHL Entry Draft (Tom Glavine) from Chicago for a first-round choice in the 1984 NHL Entry Draft and a fourth-round choice in the 1984 NHL Entry Draft.

October 24, 1984 – Acquired a first-round choice in the 1985 NHL Entry Draft (Dan Gratton) from Boston for Charlie Simmer.

November 18, 1984 – Acquired Steve Shutt from Montreal for a 10th-round choice in the 1985 NHL Entry Draft.

March 12, 1985 – Acquired Dave Williams from Detroit for cash.

September 9, 1985 – Acquired Glen Currie from Washington for Daryl Evans.

October 11, 1985 – Acquired Paul Guay and a fourth-round choice in the 1986 NHL Entry Draft (later returned to Philadelphia for the acquisition of Joe Paterson) from Philadelphia for Steve Seguin and a second-round choice in the 1986 NHL Entry Draft.

October 31, 1985 – Acquired Bryan Erickson from Washington for Bruce Shobottom.

December 9, 1985 – Acquired Grant Ledyard and Roland Melanson from the New York Rangers for Brian MacLellan and a fourth-round choice in the 1987 NHL Entry Draft.

December 18, 1985 – Acquired Joe Paterson from Philadelphia for a fourth-round choice (originally from Philadelphia – acquired on October 11, 1985) in the 1986 NHL Entry Draft.

January 30, 1986 – Acquired Ken Baumgartner, Sean McKenna and Larry Playfair from Buffalo for Brian Engblom and Doug Smith.

February 14, 1987 – Acquired Al Jensen from Washington for Garry Galley.

March 10, 1987 – Acquired Bob Carpenter and Tom Laidlaw from the New York Rangers for Jeff Crossman, Marcel Dionne and a third-round choice in the 1989 NHL Entry Draft (later transferred to Minnesota).

June 13, 1987 – Acquired a first-round choice in the 1987 NHL Entry Draft (Wayne McBean) from Minnesota for a first-round choice in the 1987 NHL Entry Draft and a third-round choice in the 1987 NHL Entry Draft.

December 14, 1987 – Acquired Mike Allison from Toronto for Sean McKenna.

January 21, 1988 – Acquired Mike Siltala and Gordie Walker from the New York Rangers for Joe Paterson.

February 5, 1988 – Acquired Chris Kontos and a sixth-round choice in the 1988 NHL Entry Draft (Micah Aivazoff) from Pittsburgh for Bryan Erickson.

February 9, 1988 – Acquired Craig Laughlin from Washington for Grant Ledyard.

February 23, 1988 – Acquired Ron Duguay from the New York Rangers for Mark Hardy.

August 9, 1988 – Acquired Wayne Gretzky, Mike Krushelnyski and Marty McSorley from Edmonton for Jimmy Carson, Martin Gelin, a first-round choice in the 1991 NHL Entry Draft (later transferred to New Jersey), a first-round choice in the 1993 NHL Entry Draft and cash estimated at \$15 million.

September 29, 1988 – Acquired Doug Crossman from Philadelphia for Jay Wells.

October 21, 1988 – Acquired Bob Logan and a ninth-round choice in the 1989 NHL Entry Draft (Jim Giacini) from Buffalo for Larry Playfair.

November 3, 1988 – Acquired Dave Pasin from Boston for Paul Guay.

November 25, 1988 – Acquired Gilles Hamel from Winnipeg for Paul Fenton.

December 12, 1988 – Acquired Mike Boyce, Todd Elik, Igor Liba and future considerations from the New York Rangers for Dean Kennedy and Denis Larocque.

January 22, 1989 – Acquired Jay Miller from Boston for future considerations (later completed with a trade on January 23, 1989).

January 23, 1989 – Acquired Steve Kasper from Boston for Bob Carpenter (as part of the future considerations from the trade that took place on January 22, 1989).

February 3, 1989 – Acquired Dean Kennedy from the New York Rangers for a fourth-round choice in the 1990 NHL Entry Draft.

February 22, 1989 – Acquired Kelly Hrudey from the New York Islanders for Mark Fitzpatrick, Wayne McBean and future considerations.

March 7, 1989 – Acquired Patrick Mayer from Pittsburgh for Tim Tookey.

March 7, 1989 – Acquired Alan May and Jim Wiemer from Edmonton for Brian Wilks and John English.

June 17, 1989 – Acquired a fifth-round choice in the 1989 NHL Entry Draft (Tom Newman) from Washington for Alan May.

September 1, 1989 – Acquired the rights to Barry Beck from the New York Rangers for cash.

October 4, 1989 – Acquired a fourth-round choice in the 1991 NHL Entry Draft (Keith Redmond) from Buffalo for Dean Kennedy.

November 10, 1989 – Acquired Brian Benning from St. Louis for a third-round choice in the 1991 NHL Entry Draft.

November 24, 1989 – Acquired Bob Halkidis and future considerations from Buffalo for Dale Degray and future considerations.

November 29, 1989 – Acquired Mikko Makela from the New York Islanders for Ken Baumgartner and Hubie McDonough.

December 1, 1989 – Acquired Brad Jones from Winnipeg for Phil Sykes.

January 20, 1990 – Acquired Tony Granato and Tomas Sandstrom from the New York Rangers for Bernie Nicholls.

September 6, 1990 – Acquired Daniel Berthiaume from Minnesota for Craig Duncanson.

September 30, 1990 – Acquired Mike Donnelly from Buffalo for Mikko Makela.

November 9, 1990 – Acquired John McIntyre from Toronto for Mike Krushelnyski.

March 5, 1991 – Acquired Ilkka Sinisalo from Minnesota for an eighth-round choice in the 1991 NHL Entry Draft.

KINGS ALL-TIME TRADES

May 30, 1991 – Acquired Jeff Chychrun and Jari Kurri from Philadelphia for Steve Duchesne, Steve Kasper and a fourth-round choice in the 1991 NHL Entry Draft.

June 22, 1991 – Acquired Randy Gilhen, Charlie Huddy, Jim Thomson and a fourth-round choice in the 1991 NHL Entry Draft (originally the New York Rangers choice; Alexei Zhitnik) from Minnesota for Todd Elik.

October 28, 1991 – Acquired Chris Norton and future considerations from Chicago for Rod Buskas.

December 23, 1991 – Acquired Corey Millen from the New York Rangers for Randy Gilhen.

January 18, 1992 – Acquired future considerations from Boston for Daniel Berthiaume.

February 18, 1992 – Acquired Steve Weeks from the New York Islanders for a seventh-round choice in the 1992 NHL Entry Draft.

February 19, 1992 – Acquired Paul Coffey from Pittsburgh for Brian Benning, Jeff Chychrun and a first-round choice in the 1992 NHL Entry Draft.

Nick Beverley – General Manager from June 25, 1992 through May 18, 1994.

September 3, 1992 – Acquired Pat Conacher from New Jersey for future considerations.

November 6, 1992 – Acquired Jeff Chychrun from Pittsburgh for Peter Ahola.

December 19, 1992 – Acquired Marc Fortier and Jim Thomson from Ottawa for Bob Kudelski and Shawn McCosh.

January 29, 1993 – Acquired Jimmy Carson, Marc Potvin and Gary Shuchuk from Detroit for Paul Coffey, Sylvain Couturier and Jim Hiller.

March 22, 1993 – Acquired Mark Hardy and a fifth-round choice in the 1993 NHL Entry Draft (originally from Ottawa; Frederick Beaubien) from the New York Rangers for John McIntyre.

June 26, 1993 – Acquired a fifth-round choice in the 1993 NHL Entry Draft (Jason Saal) from New Jersey for Corey Millen.

August 27, 1993 – Acquired Shawn McEachern from Pittsburgh for Marty McSorley.

November 2, 1993 – Acquired future considerations from Edmonton for Jeff Chychrun.

November 3, 1993 – Acquired Doug Houda from Hartford for Marc Potvin.

January 8, 1994 – Acquired Dixon Ward from Vancouver for Jimmy Carson.

January 28, 1994 – Acquired Brad Tiley from the New York Rangers for an 11th-round choice in the 1994 NHL Entry Draft.

February 16, 1994 – Acquired Marty McSorley and Jim Paek from Pittsburgh for Shawn McEachern and Tomas Sandstrom.

March 19, 1994 – Acquired Donald Dufresne from Tampa Bay for a sixth-round choice in the 1994 NHL Entry Draft.

March 21, 1994 – Acquired Kevin Todd from Chicago for a fourth-round choice in the 1994 NHL Entry Draft.

Sam McMaster – General Manager from May 24, 1994 through April 22, 1997.

June 25, 1994 – Acquired a seventh-round choice in the 1995 NHL Entry Draft (Benoit Larose) from Ottawa for Jim Paek.

July 26, 1994 – Acquired Sean O'Donnell from Buffalo for Doug Houda.

July 29, 1994 – Acquired Rick Tocchet and a second-round choice in the 1995 NHL Entry Draft (Pavel Rosa) from Pittsburgh for Luc Robitaille.

August 8, 1994 – Acquired Ruslan Batyrshin and a second-round choice in the 1996 NHL Entry Draft (Marian Cisar) from Winnipeg for Brent Thompson and future considerations.

October 3, 1994 – Acquired Eric Lacroix, Chris Snell and a fourth-round choice in the 1996 NHL Entry Draft (Eric Belanger) from Toronto for Kelly Fairchild, Guy Leveque, Shayne Toporowski and Dixon Ward.

February 10, 1995 – Acquired Randy Burridge from Washington for Warren Rychel.

February 14, 1995 – Acquired Philippe Boucher, Grant Fuhr and Denis Tsygurov from Buffalo for Charlie Huddy, Robb Stauber, Alex Zhitnik and a fifth-round choice in the 1995 NHL Entry Draft.

February 17, 1995 – Acquired a fourth-round choice in the 1996 NHL Entry Draft (later transferred to Washington) from Dallas for Mike Donnelly and a seventh-round choice in the 1996 NHL Entry Draft.

March 27, 1995 – Acquired Arto Blomsten from Winnipeg for an eighth-round choice in the 1995 NHL Entry Draft.

May 31, 1995 – Acquired Jan Vopat from Hartford for a fourth-round choice in the 1995 NHL Entry Draft.

June 7, 1995 – Acquired a fifth-round choice in the 1995 NHL Entry Draft (originally from Vancouver; Jason Morgan) from Dallas for Jeff Mitchell.

July 8, 1995 – Acquired Byron Dafeo and Dimitri Khristich from Washington for a first-round choice in the 1996 NHL Entry Draft and a fourth-round choice in the 1996 NHL Entry Draft.

November 13, 1995 – Acquired Steven Finn from Tampa Bay for Michel Petit.

December 28, 1995 – Acquired John Slaney from Colorado for a sixth-round choice in the 1996 NHL Entry Draft.

January 14, 1996 – Acquired Steve Larouche from the New York Rangers for Chris Snell.

January 25, 1996 – Acquired Kevin Stevens from Boston for Rick Tocchet.

February 10, 1996 – Acquired Craig Ferguson from Calgary for Pat Conacher.

February 17, 1996 – Acquired Shane Churla and Doug Zmolek from Dallas for Darryl Sydor and a fifth-round choice in the 1996 NHL Entry Draft.

February 27, 1996 – Acquired Craig Johnson, Patrice Tardif, Roman Vopat, a fifth-round choice in the 1996 NHL Entry Draft (Peter Hogan) and a first-round choice in the 1997 NHL Entry Draft (Matt Zultek) from St. Louis for Wayne Gretzky.



KINGS ALL-TIME TRADES

March 14, 1996 – Acquired Ray Ferraro, Nathan LaFayette, Ian Laperriere, Mattias Norstrom and a fourth-round choice in the 1997 NHL Entry Draft (Sean Blanchard) from the New York Rangers for Shane Churla, Jari Kurri and Marty McSorley.

March 19, 1996 – Acquired a fourth-round choice in the 1996 NHL Entry Draft (originally from Los Angeles; Mikael Simons) from Philadelphia for John Druce and a seventh-round choice in the 1997 NHL Entry Draft.

March 20, 1996 – Acquired Jaroslav Modry and an eighth-round choice in the 1996 NHL Entry Draft (Stephen Valiquette) from Ottawa for Kevin Brown.

June 20, 1996 – Acquired Stephane Fiset and a first-round choice in the 1998 NHL Entry Draft (Mathieu Biron) from Colorado for Eric Lacroix and a first-round choice in the 1998 NHL Entry Draft.

August 22, 1996 – Acquired Petr Klima from Tampa Bay for a fifth-round choice in the 1997 NHL Entry Draft.

October 25, 1996 – Acquired a conditional choice in the 1997 NHL Entry Draft from Pittsburgh for Petr Klima.

November 19, 1996 – Acquired Chris Marinucci from the New York Islanders for Nick Vachon.

November 28, 1996 – Acquired Brad Smyth from Florida for a third-round choice in the 1997 NHL Entry Draft.

March 18, 1997 – Acquired Glen Murray from Pittsburgh for Ed Olczyk.

Dave Taylor – General Manager from April 22, 1997 through April 18, 2006.

August 28, 1997 – Acquired Luc Robitaille from the New York Rangers for Kevin Stevens.

August 29, 1997 – Acquired Sandy Moger, Jozef Stumpel and a fourth-round choice in the 1998 NHL Entry Draft (later transferred to New Jersey) from Boston for Dimitri Khristich and Byron Dafeo.

November 14, 1997 – Acquired future considerations from the New York Rangers for Brad Smyth.

May 29, 1998 – Acquired future considerations from Nashville for Marian Cisar.

June 18, 1998 – Acquired Doug Bodger from New Jersey for a fourth-round choice in the 1998 NHL Entry Draft.

June 26, 1998 – Acquired future considerations from Nashville for Kimmo Timonen and Jan Vopat.

July 7, 1998 – Acquired future considerations (cash) from Nashville for Vitali Yachmenev.

July 31, 1998 – Acquired Manny Legace from Carolina for a conditional choice in the 1999 NHL Entry Draft.

September 3, 1998 – Acquired a third-round choice in the 1999 NHL Entry Draft (Frantisek Kaberle) from Chicago for Doug Zmolek.

October 22, 1998 – Acquired Ryan Bach from Detroit for a sixth-round choice in the 2000 NHL Entry Draft.

October 29, 1998 – Acquired Eric Lacroix from Colorado for Roman Vopat and a sixth-round choice in the 1999 NHL Entry Draft.

December 18, 1998 – Acquired Donald Audette from Buffalo for a second-round choice in the 1999 NHL Entry Draft.

February 12, 1999 – Acquired Sean Pronger from the New York Rangers for Eric Lacroix.

March 23, 1999 – Acquired Jason Podollan and a third-round choice in the 1999 NHL Entry Draft (Cory Campbell) from Toronto for Yanic Perreault.

March 23, 1999 – Acquired Dave Babych and a fifth-round choice in the 2000 NHL Entry Draft (Nathan Marsters) from Philadelphia for Steve Duchesne.

June 20, 1999 – Acquired Marcel Cousineau, Ziggy Palffy, Bryan Smolinski and a fourth-round choice in the 1999 NHL Entry Draft (Daniel Johansson) from the New York Islanders for Mathieu Biron, Josh Green, Olli Jokinen and a first-round choice in the 1999 NHL Entry Draft.

January 24, 2000 – Acquired an eighth-round choice in the 2000 NHL Entry Draft (Dan Welch) from Buffalo for Vladimir Tsyplakov.

January 25, 2000 – Acquired future considerations from Atlanta for Bill Huard.

February 18, 2000 – Acquired Allan Egeland from Calgary for future considerations.

March 13, 2000 – Acquired Kelly Buchberger and Nelson Emerson from Atlanta for Donald Audette and Frantisek Kaberle.

May 1, 2000 – Acquired Steve Passmore from Chicago for a fourth-round choice in the 2000 NHL Entry Draft.

January 3, 2001 – Acquired a conditional draft choice in the 2002 NHL Entry Draft (fifth-round; Joel Andresen) from the New York Islanders for Jason Blake.

February 15, 2001 – Acquired Felix Potvin from Vancouver for future considerations.

February 21, 2001 – Acquired Adam Deadmarsh, Aaron Miller, a player to be named later (Jared Aulin), a first-round choice in the 2001 NHL Entry Draft (David Steckle) and a first-round choice in the 2003 NHL Entry Draft (Brian Boyle) from Colorado for Rob Blake and Steven Reinprecht.

February 28, 2001 – Acquired an eighth-round choice in the 2001 NHL Entry Draft (Mike Gabinet) from Chicago for Steve Passmore.

March 13, 2001 – Acquired Adam Mair and a second-round choice in the 2001 NHL Entry Draft (Michael Cammalleri) from Toronto for Aki Berg.

October 24, 2001 – Acquired Jason Allison and Mikko Eloranta from Boston for Glen Murray and Jozef Stumpel.

December 18, 2001 – Acquired Rich Brennan from Nashville for Brett Hauer.

March 16, 2002 – Acquired Cliff Ronning from Nashville for Jere Karalahti and a conditional choice in the 2003 NHL Entry Draft.

June 22, 2002 – Acquired a fourth-round choice in the 2002 NHL Entry Draft (Aaron Rome) from Minnesota for Cliff Ronning.

July 16, 2002 – Acquired Derek Armstrong from the New York Rangers for a sixth-round choice in the 2003 NHL Entry Draft.

July 24, 2002 – Acquired Erik Rasmussen from Buffalo for Adam Mair and a fifth-round choice in the 2003 NHL Entry Draft.

November 26, 2002 – Acquired Dmitry Yushkevich from Florida for Jaroslav Bednar and Andreas Lilja.

KINGS ALL-TIME TRADES

February 28, 2003 – Acquired a fourth-round choice in the 2003 NHL Entry Draft (later transferred to Boston) and a seventh-round choice in the 2004 NHL Entry Draft (Daniel Taylor) from Philadelphia for Dmitry Yushkevich.

March 11, 2003 – Acquired Sean Avery, Maxim Kuznetsov, and first-round choice in the 2003 NHL Entry Draft (Jeff Tambellini) and a second-round choice in the 2004 NHL Entry Draft (later transferred to Boston) from Detroit for Mathieu Schneider.

March 11, 2003 – Acquired Tim Gleason from Ottawa for Bryan Smolinski.

May 28, 2003 – Acquired Roman Cechmanek from Philadelphia for a second-round choice in the 2004 NHL Entry Draft.

June 22, 2003 – Acquired Jozef Stumpel and a seventh-round choice in the 2003 NHL Entry Draft (later transferred to Nashville) from Boston for a fourth-round choice in the 2003 NHL Entry Draft and a second-round choice in the 2004 NHL Entry Draft.

June 22, 2003 – Acquired a sixth-round choice in the 2003 NHL Entry Draft (Esa Pirnes) from Nashville for two seventh-round choices in the 2003 NHL Entry Draft.

September 15, 2003 – Acquired Milan Hnilicka from Atlanta for future considerations.

November 30, 2003 – Acquired Martin Straka from Pittsburgh for Sergei Anshakov and Martin Strbak.

March 2, 2004 – Acquired Nathan Dempsey from Chicago for a fourth-round choice in the 2005 NHL Entry Draft.

March 8, 2004 – Acquired Anson Carter from Washington for Jared Aulin.

March 9, 2004 – Acquired Jeff Cowan from Atlanta for Kip Brennan.

June 26, 2004 – Acquired Radek Bonk from Ottawa for a third-round choice in the 2004 NHL Entry Draft.

June 26, 2004 – Acquired Mathieu Garon and a third-round choice in the 2004 NHL Entry Draft (Paul Baier) from Montreal for Radek Bonk and Cristobal Huet.

June 27, 2004 – Acquired Stephane Quintal from Montreal for future considerations.

June 27, 2004 – Acquired a seventh-round choice in the 2005 NHL Entry Draft (John Seymour) from Columbus for a ninth-round choice in the 2004 NHL Entry Draft.

August 4, 2005 – Acquired Jeremy Roenick and a third-round choice in the 2006 NHL Entry Draft (Bud Holloway) from Philadelphia for future considerations.

March 8, 2006 – Acquired Mark Parrish and Brent Sopel from the New York Islanders for Denis Grebeshkov and Jeff Tambellini.

March 9, 2006 – Acquired Tim Jackman from Phoenix for Yanick Lehoux.

Dean Lombardi – General Manager from April 21, 2006 to present.

June 24, 2006 – Acquired Patrick O'Sullivan and a first-round choice in the 2006 NHL Entry Draft (Trevor Lewis) from Minnesota for Pavol Demitra.

June 24, 2006 – Acquired a fourth-round choice in the 2006 NHL Entry Draft (Niclas Andersen) and a fifth-round choice in the 2006 NHL Entry Draft (Martin Nolet) from the New York Rangers for a fourth-round choice in the 2006 NHL Entry Draft.

June 24, 2006 – Acquired a seventh-round choice in the 2007 NHL Entry Draft (Matt Fillier) from Columbus for a seventh-round choice in the 2006 NHL Entry Draft.

July 5, 2006 – Acquired Dan Cloutier from Vancouver for a second-round choice in the 2007 NHL Entry Draft and a third-round choice in the 2009 NHL Entry Draft.

September 29, 2006 – Acquired Jack Johnson and Oleg Tverdokovsky from Carolina for Eric Belanger and Tim Gleason.

January 20, 2007 – Acquired a fourth-round choice in the 2008 NHL Entry Draft (later traded to San Jose on June 21, 2008) from Tampa Bay for Ryan Mune.

January 29, 2007 – Acquired Jamie Lundmark, a fourth-round choice in the 2007 NHL Entry Draft (Dwight King) and a second-round choice in the 2008 NHL Entry Draft (later traded back to Calgary on June 20, 2008) from Calgary for Craig Conroy.

February 5, 2007 – Acquired Marc-Andre Cliche, Jan Marek, Jason Ward and future considerations (a third-round choice in the 2008 NHL Entry Draft later traded to Buffalo on June 21, 2008) from the New York Rangers for Sean Avery, John Seymour and future considerations.

February 26, 2007 – Acquired a second-round choice in the 2007 NHL Entry Draft (Wayne Simmonds) and a fourth-round choice in the 2008 NHL Entry Draft (later traded to Buffalo on June 21, 2008) from Vancouver for Brent Sopel.

February 27, 2007 – Acquired Johan Fransson, Jaroslav Modry, a second-round choice in the 2007 NHL Entry Draft (Oscar Moller), a third-round choice in the 2007 NHL Entry Draft (Bryan Cameron) and a first-round choice in the 2008 NHL Entry Draft (later traded to Anaheim on June 20, 2008) from Dallas for Mattias Norstrom, Konstantin Pushkarev, a third-round choice in the 2007 NHL Entry Draft and a fourth-round choice in the 2007 NHL Entry Draft.

February 27, 2007 – Acquired a fifth-round choice in the 2007 NHL Entry Draft (Joshua Turnbull) from Tampa Bay for Jason Ward.

February 27, 2007 – Acquired Jamie Heward from Washington for future considerations.

June 23, 2007 – Acquired a fourth-round choice in the 2007 NHL Entry Draft (Alec Martinez) from Washington for sixth-round choice in the 2007 NHL Entry Draft and a fourth-round choice in the 2008 NHL Entry Draft.

December 12, 2007 – Acquired a sixth-round choice in the 2008 NHL Entry Draft (later traded to Chicago on June 21, 2008) from Dallas for Evgeny Federov.

February 19, 2008 – Acquired a third-round choice in the 2008 NHL Entry Draft (Geordie Wudrick) from Philadelphia for Jaroslav Modry.

February 26, 2008 – Acquired a second-round choice in the 2008 NHL Entry Draft (later traded to Colorado for Brad Richardson on June 21, 2008) and a fourth-round choice in the 2009 NHL Entry Draft (later traded to Atlanta on June 27, 2009) from Detroit for Brad Stuart.

KINGS ALL-TIME TRADES

February 26, 2008 – Acquired a seventh-round choice in the 2008 NHL Entry Draft (later traded to St. Louis on June 21, 2008) from Anaheim for Jean-Sebastien Aubin.

June 4, 2008 – Acquired a fifth-round choice in the 2009 NHL Entry Draft (later traded to Florida on June 27, 2009) from St. Louis for T.J. Fast.

June 20, 2008 – Acquired a first-round choice in the 2008 NHL Entry Draft (later traded to Anaheim on June 20, 2008) and a second-round choice in the 2009 NHL Entry Draft (later traded to Carolina on March 4, 2009) from Calgary for Michael Cammalleri and a second-round choice in the 2008 NHL Entry Draft.

June 20, 2008 – Acquired a first-round choice in the 2008 NHL Entry Draft (12th overall selection; later traded to Buffalo on June 20, 2008) from Anaheim for two first-round choices in the 2008 NHL Entry Draft (17th and 28th overall).

June 20, 2008 – Acquired a first-round choice in the 2008 NHL Entry Draft (13th overall, Colten Teubert) and a third-round choice in the 2009 NHL Entry Draft (later traded to Calgary on June 27, 2009) from Buffalo for a first-round choice in the 2008 NHL Entry Draft (12th overall).

June 21, 2008 – Acquired Brad Richardson from Colorado for a second-round choice in the 2008 NHL Entry Draft.

June 21, 2008 – Acquired a third-round choice in the 2008 NHL Entry Draft (Andrew Campbell) from Buffalo for a third-round choice in the 2008 NHL Entry Draft and a fourth-round choice in the 2008 NHL Entry Draft.

June 21, 2008 – Acquired a fourth-round choice in the 2009 NHL Entry Draft (later traded to Atlanta on June 27, 2009) and a fifth-round choice in the 2010 NHL Entry Draft (Kevin Gravel) from San Jose for a fourth-round choice in the 2008 NHL Entry Draft.

June 21, 2008 – Acquired a sixth-round choice in the 2009 NHL Entry Draft (Brandon Kozun) from Chicago for a sixth-round choice in the 2008 NHL Entry Draft.

June 21, 2008 – Acquired a seventh-round choice in the 2009 NHL Entry Draft (Nic Dowd) from St. Louis for a seventh-round choice in the 2008 NHL Entry Draft.

June 29, 2008 – Acquired Matt Greene and Jarret Stoll from Edmonton for Lubomir Visnovsky.

July 1, 2008 – Acquired Denis Gauthier and a second-round choice in the 2010 NHL Entry Draft (later traded to Florida on June 25, 2010) from Philadelphia for Patrik Hersley and Ned Lukacevic.

July 21, 2008 – Acquired Rich Clune from Dallas for Lauri Tukonen.

September 30, 2008 – Acquired Sean O'Donnell from Anaheim for a conditional choice in the 2009 NHL Entry Draft.

December 30, 2008 – Acquired a seventh-round choice in the 2009 NHL Entry Draft (later traded to Atlanta on June 27, 2009) from Vancouver for Jason LaBarbera.

March 4, 2009 – Acquired Justin Williams from Carolina as part of a three-team trade that also involved Edmonton. In exchange for Williams, the Kings traded Patrick O'Sullivan to Edmonton and sent a second-round choice in the 2009 NHL Entry Draft to Carolina.

June 27, 2009 – Acquired a third-round choice in the 2009 NHL Entry Draft (Nicolas Deslauriers) and a fourth-round choice in the 2009 NHL Entry Draft (later traded to Florida on June 27, 2009) from Calgary for a third-round choice in the 2009 NHL Entry Draft.

June 27, 2009 – Acquired a third-round choice in the 2010 NHL Entry Draft (later traded to Tampa Bay on March 3, 2010) from Florida for a fourth-round choice in the 2009 NHL Entry Draft and a fifth-round choice in the 2009 NHL Entry Draft.

June 27, 2009 – Acquired a fourth-round choice in the 2009 NHL Entry Draft (Jean-Francois Berube) from Atlanta for two fourth-round choices in the 2009 NHL Entry Draft and one seventh-round choice in the 2009 NHL Entry Draft.

June 27, 2009 – Acquired a third-round choice in the 2010 NHL Entry Draft (Jordan Weal) from the New York Rangers for Brian Boyle.

July 3, 2009 – Acquired Ryan Smyth from Colorado for Kyle Quincey, Tom Preissing and a fifth-round choice in the 2010 NHL Entry Draft.

March 3, 2010 – Acquired Jeff Halpern from Tampa Bay for Teddy Purcell and a third-round choice in the 2010 NHL Entry Draft.

March 3, 2010 – Acquired Fredrik Modin from Columbus for a conditional seventh-round choice in the 2010 NHL Entry Draft.

June 25, 2010 – Acquired a first-round choice in the 2010 NHL Entry Draft (15th overall, Derek Forbort) from Florida for a first-round choice (19th overall) and a second-round choice in the 2010 NHL Entry Draft.

June 26, 2010 – Acquired a second-round choice in the 2010 NHL Entry Draft (Tyler Toffoli) from Colorado for a second-round choice and a fourth-round choice in the 2010 NHL Entry Draft.

June 26, 2010 – Acquired a third-round choice in the 2012 NHL Entry Draft from Toronto for a third-round choice in the 2010 NHL Entry Draft.

June 26, 2010 – Acquired a sixth-round choice in the 2010 NHL Entry Draft (Maxim Kitsyn) from Atlanta for a sixth-round choice and a seventh-round choice in the 2010 NHL Entry Draft.

December 11, 2010 – Acquired Marco Sturm from Boston for future considerations.

February 28, 2011 – Acquired Dustin Penner from Edmonton for Colten Teubert, a first-round choice in the 2011 NHL Entry Draft and a conditional third-round choice in the 2012 NHL Entry Draft.

June 23, 2011 – Acquired Mike Richards and the rights to Rob Bordon from Philadelphia for Wayne Simmonds, Brayden Schenn and a second-round choice in the 2012 NHL Entry Draft.

June 25, 2011 – Acquired a third-round choice in the 2011 NHL Entry Draft (Nicholas Shore) from Nashville for a third-round choice in the 2012 NHL Entry Draft and a sixth-round choice in the 2011 NHL Entry Draft.

June 26, 2011 – Acquired Colin Fraser and a seventh-round choice in the 2012 NHL Entry Draft from Edmonton for Ryan Smyth.

KINGS ALL-TIME UNIFORM NUMBERS

Listed are players credited with playing at least one regular season or playoff game.

- 1 Sean BURKE (1/07-4/07);** Milan HNILICKA (12/03-4/04); Jamie STORR (10/95-4/03); Rick KNICKLE (2/93-11/93); Steve WEEKS (2/92); Ron SCOTT (2/90-3/90); Bob JANECYK (10/84-11/88); Mario LESSARD (10/78-11/84); Gary SIMMONS (1976-77); Gary EDWARDS (10/71-1/77); Jack NORRIS (10/70-3/71); Wayne RUTLEDGE (1968-69 to 1969-70); Jacques CARON (1967-68); Wayne RUTLEDGE (1967-68).
- 2 Matt GREENE (10/09-present);** Richard PETIOT (1/06-4/06); Bryan MUIR (12/03-4/04); Frantisek KABERLE (10/99-12/99); Doug ZMOLEK (3/96-4/98); Darryl SYDOR (1/96-2/96); Alexei ZHITNIK (10/92-2/95); Brian BENNING (11/89-2/92); Jim WIEMER (3/89); Craig REDMOND (10/84-10/88); Ken HAMMOND (10/84); Mike McEWEN (11/83-4/84); Howard SCRUTON (3/83); Jim BROWN (1/88); Bob GLADNEY (12/82); Dean TURNER (10/82); Al SIMS (3/82); Trevor JOHANSEN (10/81-2/82); Rick CHARTRAW (3/80-4/80); Randy MANERY (10/78-3/80); Ab DEMARCO (1/76-5/77); Bart CRASHLEY (1975-76); Terry HARPER (10/72-4/75); Bill MIKKELSON (1971-72); Bob WOYTOWICH (1/72-4/72); Dale HOGANSON (10/70-11/71); Bob WALL (10/67-4/70).
- 3 Jack JOHNSON (9/07-present);** Aaron MILLER (2/01-4/07); Garry GALLEY (10/97-4/00); Jan VOPAT (3/95); Denis TSYGUROV (2/95-11/95); Brent THOMPSON (12/92-2/94); Tom LAIDLAW (3/87-4/90); Ken HAMMOND (3/87); Garry GALLEY (10/84-2/87); Marc CHORNEY (10/83-3/84); Peter HELANDER (10/82); Ian TURNBULL (11/81-2/82); Al SIMS (10/81); Doug HALWARD (12/78-3/81); Larry BROWN (10/72-4/78); Doug BARRIE (12/71-3/72); Larry HILLMAN (10/71-12/71); Larry CAHAN (10/69-3/71); Dave AMADIO (1968-69); Poul POPIEL (1967-68); Dave AMADIO (1967-68).
- 4 Rob BLAKE (3/90-2/01 and 10/06-4/08);** Jim FOX (10/89-11/89); Doug CROSSMAN (10/88-4/88); Eric GERMAIN (3/88-4/88); Grant LEDYARD (12/85-2/88); Ken HAMMOND (10/85); Russ ANDERSON (10/83-3/84); Jerry KORAB (10/80-4/83); Randy HOLT (10/79-2/80); Brian GLENNIE (10/78-12/78); Dave HUTCHISON (10/74-4/78); Gilles MAROTTE (2/70-11/73); Jacques LEMIEUX (1969-70); Dale HOGANSON (1969-70); Jim MURRAY (1967-68); Jacques LEMIEUX (1967-68); Brent HUGHES (1967-68).
- 5 Peter HARROLD (2/08-4/11);** Brent SOPEL (3/06-2/07); Tomas ZIZKA (1/03-3/04); Aki BERG (10/95-3/01); Tim WATTERS (10/88-2/95); Denis LAROCQUE (3/88); Mark HARDY (12/85-2/88); Brian ENGBLOM (10/83-1/86); Larry MURPHY (10/80/10/83); Jerry KORAB (3/80-4/80); Richard MULHERN (1/79-3/80); Bob MURDOCH (10/73-1/79); Harry HOWELL (2/71-4/72); Noel PRICE (10/70-2/71); Brent HUGHES (10/68-4/70); Larry JOHNSTON (1967-68); Dave AMADIO (1967-68).
- 6 Jake MUZZIN (10/10-present);** Sean O'DONNELL (10/08-4/10); Brad STUART (9/07-2/08); Jamie HEWARD (2/07-4/07); Joe CORVO (10/05-4/06); Maxim KUZNETSOV (3/03-4/04); Andreas LJULA (12/01-11/02); Sean O'DONNELL (1/95-4/00); Doug HOUDA (11/93-4/94); Jeff CHYCHRUN (10/91-2/92 and 11/92-2/93); Todd ELIK (12/89-3/91); Dean KENNEDY (10/85-4/89); Ken HAMMOND (4/85); Dean KENNEDY (10/82-3/85); Rob PALMER (11/77-11/80); Sheldon KANNEGIESSER (11/73-11/77); Paul CURTIS (10/70-1/73); Dale ROLFE (10/67-3/70).
- 7 Rob SCUDERI (10/09-present);** Derek ARMSTRONG (10/03-4/09); Cliff RONNING (3/02-4/02); Jaroslav BEDNAR (10/01-3/02); Nelson EMERSON (10/00-4/01); Steve MCKENNA (3/97-4/00); Ed OLCZYK (10/96-3/97); Kevin BROWN (11/95-12/95); Dan QUINN (1/95-5/95); Jim PAEK (2/94-4/94); Tomas SANDSTROM (1/90-2/94); Phil SYKES (10/84-4/89); Mike MURPHY (11/73-4/83); Real LEMIEUX (11/70-11/73); Dick DUFF (1969-70 and 10/70-11/70); Skip KRAKE (1968-69 and 1969-70); Bryan CAMPBELL (1968-69); Terry GRAY (10/67-3/68).
- 8 Drew DOUGHTY (10/08-present);** Matt ELLIS (2/08-4/08); Mike WEAVER (10/06-4/07); Jeff COWAN (3/04-4/04); Martin STRBAK (10/03-11/03); Jere KARALAHTI (12/99-3/02); Doug BODGER (10/98-4/99); Dimitri KHRISTICH (10/95-4/93); Kevin BROWN (1/95); Rob MURPHY (10/93-11/93); Rene CHAPDELAINE (2/93-3/93); Marc FORTIER (12/92-1/93); Scott BJUGSTAD (1/90-3/92); Gilles HAMEL (11/88-12/88); Paul FENTON (10/87-11/88); Paul GUAY (10/86-4/87); Brian WILKS (10/85-4/86); Terry RUSKOWSKI (11/83-4/85); Dan BONAR (10/80-12/82); Bert WILSON (10/75-3/80); Jim WITHERSPOON (10/75); Doug VOLMAR (1972-73 to 1973-74); Jim JOHNSON (11/72-3/73); Ross LONSBERRY (10/69-1/72); Jimmy PETERS (1968-69); Brian SMITH (1967-68).

KINGS ALL-TIME UNIFORM NUMBERS

9 **Oscar MOLLER (10/08-present);** Konstantin PUSHKAREV (3/06-2/07); Erik RASMUSSEN (10/02-1/03); Kelly BUCHBERGER (3/00-4/02); Vladimir TSYPLAKOV (11/95-12/99); Rob BROWN (1/95-3/95); Dixon WARD (1/94-4/94); Sean WHYTE (11/92-1/93); Ilkka SINISALO (3/91-12/91); Bernie NICHOLLS (2/82-1/90); Al HANGSLEBEN (1/82-2/82); Scott GRUHL (11/81); Billy HARRIS (3/80-11/81); Mike MARSON (1979-80); Murray WILSON (10/78-4/79); Ernie HICKE (10/77-4/78); Bob NEVIN (10/73-4/78); Ralph BACKSTROM (11/71-3/73); Gord LABOSSIERE (10/70-1/71); Bill FLETT (1969-70); Real LEMIEUX (10/67-3/69).

10 Marco STURM (12/10-2/11); Brayden SCHENN (10/10-12/10); Alyn MCCAULEY (10/06-4/07); Nathan DEMPSEY (3/04-4/06); Mathieu SCHNEIDER (10/00-3/03); Donald AUDETTE (12/98-3/00); Don MACLEAN (10/97-1/98); Neal BROTEN (12/96-1/97); Jeff SHEVALIER (4/95); Warren RYCHEL (10/92-2/95); Dennis SMITH (10/90); Mike ALLISON (12/87-4/90); Sean MCKENNA (1/86-12/87); Morris LUKOWICH (11/85); Billy O'DWYER (1/84-2/84 and 1/85-2/85); Phil SYKES (1/84); Bob LAFOREST (10/83); Terry RUSKOWSKI (10/82-4/83); Victor NECHAYEV (10/82); Brock TREDWAY (4/82); Scott GRUHL (3/82); Dave MORRISON (1/82); Bernie NICHOLLS (11/81); Rick MARTIN (3/81-11/81); Steve CARLSON (10/79-4/80); Vic VENASKY (10/72-4/79); Jim STANFIELD (1969-70 to 1970-71); Howie HUGHES (10/67-4/70).

11 **Anze KOPITAR (10/06-present);** Anson CARTER (3/04-4/04); Steve KELLY (3/01-11/03); Jason BLAKE (4/99-1/01); Brandon CONVERY (11/98-12/98); Mattias NORSTROM (3/96-4/96); Brad SMYTH (12/96-11/97); Shane CHURLA (2/96-3/96); Mike DONNELLY (10/91-2/95); Steve KASPER (1/89-3/91); Bob CARPENTER (10/87-1/89); Lyle PHAIR (10/85-3/87); Steve SHUTT (11/84-4/85); Charlie SIMMER (11/79-10/84); Pete STEMKOWSKI (10/77-4/78); Frank ST. MARSEILLE (10/76-1/77); Mike CORRIGAN (10/71-10/76); Doug ROBINSON (10/70-4/71); Bryan CAMPBELL (1969-70); Gary CROTEAU (1969-70); Lowell MACDONALD (10/67-3/69).

12 **Andrei LOKTIONOV (10/10-present);** Randy JONES (11/09-4/10); Patrick O'SULLIVAN (10/06-3/09); Esa PIRNES (10/03-4/04); Ken BELANGER (10/01-4/03); Marko TUOMAINEN (10/99-3/01); Olli JOKINEN (11/98-4/99); Roman VOPAT (11/96-4/98); Kevin TODD (3/94-4/96); Jimmy CARSON (1/93-1/94); Sylvain COUTURIER (12/88-12/91);

Paul GUAY (12/87-3/88, 10/88); Craig DUNCANSON (10/87); Morris LUKOWICH (12/85-4/87); Paul GUAY (10/85-12/85); Carl MOKOSAK (11/84-3/85); Steve CHRISTOFF (10/83-3/84); Dean HOPKINS (10/79-4/83); Hartland MONAHAN (1977-78); Gene CARR (1973-74 to 1977-78); Jimmy PETERS (1971-72 to 1973-74); Mike BYERS (1971-72); Brian CARLIN (1971-72); Larry MICKEY (10/70-4/71); Skip KRAKE (1969-70); Garry MONAHAN (1969-70); Dennis HEXTALL (1969-70); Gord LABOSSIERE (1968-69); Brian SMITH (1967-68); Bryan CAMPBELL (1967-68).

13 **Kyle CLIFFORD (10/10-present);** John ZEILER (10/08-4/09); Michael CAMMALLERI (11/03-4/08); Robert LANG (10/92-4/96).

14 **Justin WILLIAMS (3/09-present);** Mattias NORSTROM (10/96-2/07); Gary SHUCHUK (2/93-4/96); Kyosti KARJALAINEN (1/92-3/92); Gordie WALKER (12/89); Tony GRANATO (1/89-4/89); Dave PASIN (12/88-1/89); Jim HOFFORD (10/88); Bob BOURNE (10/86-4/88); Len HACHBORN (12/85-2/86); Bob MILLER (10/84-4/85); Billy HARRIS (2/84-3/84); Kevin LAVALLEE (10/83); Blair BARNES (3/83); Phil SYKES (3/83); Brian MACLELLAN (1/83); Scott GRUHL (12/82); Al SIMS (12/82); Pierre GIROUX (12/82); Dave GANS (11/82); Phil SYKES (11/82); Greg TERRION (10/80-4/82); Syl APPS JR. (10/77-4/80); Dave SCHULTZ (10/76-10/77); Frank ST. MARSEILLE (1972-73 to 1975-76); Phil HOENE (1972-73); Lucien GRENIER (10/70-4/72); Larry CAHAN (1968-69).

15 **Brad RICHARDSON (10/08-present);** Brady MURRAY (9/07-10/07); Jamie LUNDMARK (1/07-4/07); Jeff COWAN (10/05-12/06); Jozef STUMPEL (10/03-4/04); Ted DONATO (3/02); Jozef STUMPEL (10/97-10/01); Jaroslav MODRY (3/96-4/97); Pat CONACHER (10/92-2/96); Randy GILHEN (10/91-12/91); Chris KONTOS (3/89-4/90); Tim TOOKEY (10/88); Bryan ERICKSON (12/85-12/88); Dave GANS (10/85); Kevin LAVALLEE (11/84); Daryl EVANS (3/82-11/84); Andre ST. LAURENT (12/81-2/82); Bobby SHEEHAN (11/81); Bernie NICHOLLS (11/81); Andre ST. LAURENT (10/79-4/81); Danny GRANT (1/78-4/79); Steve CLIPPINGDALE (1976-77); Jim MOXEY (1976-77); Juha WIDING (1969-70 and 3/70-1/77); Ted IRVINE (10/67-2/70).

16 **MARCEL DIONNE (10/75-3/87) Number Retired November 8, 1990;** Bill LESUK (1/72-4/74); Eddie JOYAL (10/67-1/72).

KINGS ALL-TIME UNIFORM NUMBERS

17 Wayne SIMMONDS (10/08-4/11); Lubomir VISNOVSKY (1/01-4/08); Tomas VLASAK (10/01-11/01); Nelson EMERSON (3/00-4/00); Bob CORKUM (12/99-3/00); Matt JOHNSON (10/96-4/99); Jari KURRI (10/91-3/96); Jim THOMSON (11/91-3/91); Brian WILKS (12/88); Bob LOGAN (12/88); Jimmy CARSON (10/86-4/88); John Paul KELLY (10/80-4/86); Tommy WILLIAMS (11/73-4/79); Dan MALONEY (1972-73); Bill FLETT (1970-71 to 1971-72); Mike CORRIGAN (1969-70); Bill FLETT (1967-68 to 1969-70).

18 **DAVE TAYLOR (10/77-4/94) Number Retired April 3, 1995;** Bob BERRY (10/70-4/77); Jimmy PETERS (1969-70 to 1970-71).

19 **Kevin WESTGARTH (10/10-present);** Kyle CALDER (9/07-4/09); Sean AVERY (3/03-2/07); Nelson EMERSON (10/01-4/02); Bob CORKUM (3/00-2/01); Len BARRIE (11/99-3/00); Russ COURTNALL (11/97-4/99); Jeff SHEVALIER (1/97-4/97); John DRUCE (11/93-3/96); Jim THOMSON (12/92-1/93); Larry ROBINSON (10/86-4/92); Jim FOX (10/80-11/88); Butch GORING (1970-71 to 3/80); Howie MENARD (1967-68 to 1968-69); Mike CORRIGAN (1967-68); Brian KILREA (1967-68).

20 **LUC ROBITAILLE (10/97-5/01 and 10/03-4/06) Number Retired January 20, 2007;** Ray FERRARO (3/96-4/97); Steve LAROUICHE (2/96); **LUC ROBITAILLE (10/86-4/94);** Larry PLAYFAIR (2/86-4/86); Mark HARDY (10/80-4/85); Brad SELWOOD (1979-80); Don HOWSE (1979-80); Scott GARLAND (1978-79); Bob PULFORD (10/70-4/72); Dick DUFF (1/70-4/70); Ron ANDERSON (1968-69); Gord LABOSSIERE (1967-68).

21 **Scott PARSE (10/10-present);** Denis GAUTHIER (10/08-4/09); Brian WILLISIE (10/06-4/08); John TRIPP (10/03-4/04); Bryan SMOLINSKI (10/99-3/03); Josh GREEN (10/98-4/99); Olli JOKINEN (10/97); Kai NURMINEN (10/96-4/97); Tony GRANATO (10/90-4/96); Barry BECK (10/89-3/90); Wayne MCBEAN (10/87-2/88); Bob CARPENTER (3/87-4/87); Peter DINEEN (3/87); Glen CURRIE (3/86-4/86); Anders HAKANSSON (10/83-2/86); Rick BLIGHT (12/82-1/83); Dave MORRISON (11/82-12/82); Scott GRUHL (12/81); Glenn GOLDUP (10/76-10/81); Dennis ABGRALL (1975-76); Phil HOENE (1973-74 to 1974-75); Serge BERNIER (1971-72 to 1972-73); Al MCDONOUGH (1971-72); Matt RAVLICH (1969-70 to 1970-71); Bill WHITE (10/67-2/70).

22 **Trevor LEWIS (10/10-present);** Jeff HALPERN (3/10-4/10); Brian BOYLE (2/08-4/09); Joe PISKULA (3/07-4/07); Shay STEPHENSON (3/07); Jason WARD (2/07-3/07); Craig CONROY (10/05-1/07); Ian LAPERRIERE (3/96-4/04); Rick TOCCHET (3/95-1/96); Charlie HUDDY (10/91-2/95); Bob HALKIDIS (1/90-3/91); Ken BAUMGARTNER (1/88-11/89); Glen CURRIE (12/87); Dave WILLIAMS (3/85-10/87); Steve SEGUIN (10/84); Warren HOLMES (11/82-4/83); Dean JENKINS (10/83); Pierre GIROUX (10/82); Steve JENSEN (10/78-2/82); Gary SARGENT (10/75- 4/78); Barry LONG (1971-72 to 1973-74); Jean POTVIN (1971-72); Al MCDONOUGH (1970-71); Bryan CAMPBELL (1968-69 and 1969-70); Marc DUFOUR (1968-69); Billy INGLIS (1967-68 and 1968-69); Mike CORBETT (4/68); Jim ANDERSON (1967-68).

23 **Dustin BROWN (10/03-present);** Craig JOHNSON (2/96-4/03); Phil CROWE (11/93-4/94); Corey MILLEN (12/91-6/93); Mike DONNELLY (11/90-3/91); Keith CROWDER (10/89-4/90); Igor LIBA (12/88-4/89); Larry PLAYFAIR (10/86-10/88); Bob MONGRAIN (3/86); Doug SMITH (10/81-1/86); Don LUCE (1980-81); Kevin SCHAMEHORN (1980-81); Barry GIBBS (1979-80); Nick BEVERLEY (1978-79); Randy HOLT (12/78-4/79); Neil KOMADOSKI (10/72-4/78); Jim STANFIELD (1971-72); Jean POTVIN (1970-71); Eddie SHACK (1969-70 to 1970-71); Gary CROTEAU (1968-69); Doug ROBINSON (1967-68 and 1968-69).

24 Alexander FROLOV (10/02-4/10); Adam MAIR (3/01-4/02); Lubomir VISNOVSKY (10/00-1/01); Nathan LAFAYETTE (3/96-3/99); Michel PETIT (1/95-11/95); Mark HARDY (3/93-12/93); Frank BREAU (10/90-12/92); Mikko MAKELA (11/89-4/90); Dale DEGRAY (10/88-4/89); Jay WELLS (10/79-4/88); Brian GLENNIE (1978-79); Don KOZAK (1972-73 to 1977-78); Neil KOMADOSKI (1971-72); Mike BYERS (1970-71).

25 **Dustin PENNER (3/11-present);** Matt MOULSON (10/08-11/08); Jon KLEMM (11/07-4/08); Noah CLARKE (11/06-4/07); Eric BELANGER (10/00-4/06); Kevin STEVENS (1/96-4/97); Darryl SYDOR (10/92-1/96); Jim THOMSON (10/91-4/92); Petr PRAJSLER (10/87-3/90); Dave LANGEVIN (2/87-4/87); Peter DINEEN (12/86); Craig DUNCANSON (4/86); Mark HARDY (12/85); Dan BRENNAN (3/84-10/85); Ken HOUSTON (10/83-2/84); Dave LEWIS (10/80-4/83); Don HOWSE (1979-80); Darryl EDESTRAND (1977-78 and 1978-79); Larry CARRIERE (1977-78); Randy ROTA (1973-74); Harry HOWELL (1970-71); Leon ROCHEFORT (1969-70).



KINGS ALL-TIME UNIFORM NUMBERS

- 26 Michal HANDZUS (9/07-4/11); Marty MURRAY (11/06-1/07); Trent KLATT (10/03-4/04); Joe CORVO (12/03-4/03); Randy ROBITAILLE (10/01-12/01); Rich BRENNAN (12/00-5/01); Ray FERRARO (10/97-4/99); Chris MARINUCCI (2/97); Philippe BOUCHER (2/95-4/96); Brian MCREYNOLDS (3/94-4/94); Marc FORTIER (2/93); Peter AHOLA (10/91-11/92); Mike KRUSHELNYSKI (10/88-11/90); John ENGLISH (3/88-4/88); Craig DUNCANSON (3/88); Brian WILKS (3/86); Al TUER (11/85-3/86); Brian WILKS (3/85); Wes JARVIS (10/83-3/84); Steve BOZEK (10/81-4/83); Dave MORRISON (1980-81); Dave LEWIS (3/80-4/80); Mark HARDY (1979-80); Mark HEASLIP (1978-79); Charlie SIMMER (1977-78); Steve SHORT (1977-78); Russ WALKER (1976-77 and 1977-78).
- 27 Alexei PONIKAROVSKY (10/10-4/11); Kyle QUINCEY (10/08-4/09); Scott THORNTON (10/06-4/08); Joe CORVO (10/03-4/04); Erik RASMUSSEN (1/03-4/03); Jaroslav BEDNAR (3/02-11/03); Glen MURRAY (3/97-10/02); John SLANEY (1/96-1/97); Dave THOMLINSON (2/94-4/95); Marc POTVIN (1/93-10/93); Jim HILLER (10/92-1/93); John TONELLI (10/88-4/91); Lyle PHAIR (1/88-4/88); Joe PATERSON (12/85-1/88); Brian MACLELLAN (10/83-12/85); Rick CHARTRAW (1/82-1/83); John GIBSON (1980-81); Garry UNGER (1980-81); Rick HAMPTON (1978-79 and 1979-80); Lorne STAMLER (1976-77 and 1977-78); Dan MALONEY (1972-73 to 1974-75).
- 28 **Jarret STOLL (10/08-present);** Matt MOULSON (11/07-4/08); Oleg TVERDOVSKY (10/06-2/07); Adam DEADMARSH (2/01-4/04); Steven REINPRECHT (4/00-2/01); Bill HUARD (12/99); Jason PODOLLAN (3/99); Steve DUCHESNE (10/98-3/99); Philippe BOUCHER (10/96-4/98); Eric LACROIX (1/95-4/96); Guy LEVEQUE (11/92-4/94); Steve DUCHESNE (10/86-4/91); Rick LAPOINTE (10/84-12/86); Fred BARRETT (3/84); Mike HEIDT (10/83); Ulf ISAKSSON (10/82-2/83); Warren HOLMES (2/82); Paul MULVEY (1/82); John GIBSON (10/81-11/81).
- 29 John ZEILER (11/10-4/11); Jeff GIULIANO (12/07-4/08); Tom KOSTOPOULOS (10/05-4/07); Brad CHARTRAND (10/99-4/04); Sean PRONGER (2/99-3/99); Eric LACROIX (10/98-2/99); Roman VOPAT (10/98); Steve FINN (11/95-4/97); Chris SNELL (2/95-5/95); Donald DUFRESNE (3/94-4/94); Lonnie LOACH (10/92-6/93); Jay MILLER (2/89-4/92); Mark FITZPATRICK (11/88-2/89); Al JENSEN (2/87-3/87); Glenn HEALY (11/85); Gary LASKOSKI (10/82-12/84); Al SIMS (3/82); Mike BLAKE (3/82); Jim RUTHERFORD (1980-81); Don WADDELL (1980-81); Billy SMITH (1971-72).

- 30 **Number Retired February 14, 1985;** Markus MATTESSON (2/83-3/84); Mike BLAKE (10/82-1/83); Doug KEANS (1980-81); Ron GRAHAME (1978-79 to 1980-81); **ROGIE VACHON (11/71-4/78);** Denis DEJORDY (2/70-11/71); Gerry DESJARDINS (1968-69 to 1969-70); Jacques CARON (1967-68); Terry SAWCHUCK (1967-68).
- 31 Erik ERSBERG (2/08-4/10); Mathieu GARON (10/05-4/07); Jared AULIN (12/02-3/04); Steve PASSMORE (10/00-3/01); Ryan BACH (10/98-4/99); Frederic CHABOT (10/97-3/98); Byron DAFOE (10/95-4/96); Grant FUHR (2/95-5/95); Jamie STORR (1/95); Mario GOSSELIN (10/89-4/90); Roland MELANSON (1/86-3/89); Mike BLAKE (11/84); Marco BARON (1/84-3/84); Doug KEANS (1979-80 to 1980-81); Gary SIMMONS (1976-77 and 1977-78).
- 32 **Jonathan QUICK (12/07-present);** Barry BRUST (11/06); Roman CECHEMANEK (10/03-4/04); Derek ARMSTRONG (10/03-4/03); Stu GRIMSON (10/00-5/01); Manny LEGACE (10/98-4/99); J.C. BERGERON (1996-97); Kelly HRUDEY (2/88-4/96); Dan GRATTON (2/88); Tim TOOKEY (10/87-1/88); Paul PAGEAU (1980-81).
- 33 **Willie MITCHELL (10/10-present);** Fredrik MODIN (3/10-4/10); Kevin WESTGARTH (1/09-4/09); Jack JOHNSON (3/07-4/07); Yutaka FUKUFUJI (1/07); Ziggy PALFFY (10/99-4/04); Jaroslav MODRY (4/99); Jan VOPAT (10/96-4/98); Marty MCSORLEY (10/88-6/93 and 2/94-3/96); Chris KONTOS (3/88); Bob KUDELSKI (10/87-12/87).
- 34 Lauri TUKONEN (4/07-4/08); Marcel COUSINEAU (11/99-1/01); Donald AUDETTE (12/98); Byron DAFOE (10/96-4/97); Matt JOHNSON (1/95-10/95).
- 35 Jason LABARBERA (10/05-12/08); Cristobal HUET (2/03-4/04); Stephane Fiset (10/96-3/02); Arto BLOMSTEN (3/95-12/95); Robb STAUBER (3/90 and 10/93-2/95); Glenn HEALY (10/87-3/89); Darren ELIOT (10/84-4/87).
- 36 Dmitry YUSHKEVICH (11/02-2/03); Pauli JAKS (1/95); Daniel BERTHIAUME (10/90-1/92); Craig DUNCANSON (11/88 and 10/89-11/89).
- 37 Jean-Sebastien AUBIN (9/07-2/08); Gabe GAUTHIER (3/07-4/07); Mark PARRISH (3/06-4/06); Denis GREBESHKOV (12/05-3/06); Kip BRENNAN (1/02-3/04); Jason PODOLLAN (4/00-4/01); Paul DIPIETRO (10/96); Patrice TARDIF (2/96-4/96); Dan CURRIE (12/93); Bob KUDELSKI (10/88-12/92).

KINGS ALL-TIME UNIFORM NUMBERS

- 38 Kevin DALLMAN (10/06-4/08); Pavol DEMITRA (10/05-4/06); Denis GREBESHKOV (2/04-4/04); Chris MCALPINE (10/03-4/03); Rob VALICEVIC (10/01-11/01); Eric LAVIGNE (2/95); Dan GRATTON (10/87).
- 39 Dan CLOUTIER (10/06-4/08); Noah CLARKE (12/03-4/06); Felix POTVIN (2/01-4/03); Yanic PERREAULT (3/95); Hubie MCDONOUGH (10/88-11/90); Ken HAMMOND (11/87).
- 40 Matt RYAN (12/05-1/06); Barry POTOMSKI (1/96-2/97); Darryl SYDOR (10/91).
- 41 Raitis IVANANS (10/06-4/10); Jason ALLISON (10/01-4/04); Brent GRIEVE (10/96-12/96); Brandy SEMCHUK (3/93).
- 42 Tom PREISSING (9/07-3/09); Tim GLEASON (10/03-4/06); Mikko ELORANTA (10/01-4/03); Dan BYLSMA (12/95-4/00); Dominic LAVOIE (10/93-12/93); Steve RICHMOND (10/88 and 1/89).
- 43 Tim JACKMAN (11/06); Mike WEAVER (10/05-4/06); Jon SIM (3/03-3/04); Philippe BOUCHER (10/98-4/02); Vitali YACHMENEV (10/95-3/98); Dave GOVERDE (12/91-11/93).
- 44 **Davis DREWSKE (2/09-present);** Jaroslav MODRY (3/07-2/08); Lauri TUKONEN (2/07); Jaroslav MODRY (10/99-4/04); Dave BABYCH (3/99-4/99); Yanic PERREAULT (10/95-3/99); Randy BURRIDGE (4/95-5/95); John MCINTYRE (11/90-3/93); Ron DUGUAY (2/88-4/89); Dan BONAR (2/83-3/83).
- 45 **Jonathan BERNIER (9/07-present);** Adam HAUSER (1/06); Travis SCOTT (12/00-4/03); Sandy MOGER (10/97-4/98); Ruslan BATYRSHIN (3/96); Keith REDMOND (1/93-4/94); Gordie WALKER (11/88-12/88).
- 46 Daniel TAYLOR (3/08-4/09); Mathieu CHOUBINARD (2/04-4/04); Rick HAYWARD (12/90).
- 47 **Corey ELKINS (12/09-present);** Ladislav NAGY (9/07-4/08); Josh GREEN (10/98); Brad JONES (10/90-3/91).
- 48 Andrei LOKTIONOV (11/09-4/10); Petr KANKO (12/05-1/06); Mark VISHEAU (11/98-4/99).
- 49 Brandon SEGAL (11/09-2/10); Peter HARROLD (11/06-4/07); Ryan FLINN (1/02-4/06); Jay MILLER (1/89).
- 50 Bob JAY (10/93); Sean MCCOSH (3/92).
- 51 Jeff TAMBELLINI (11/05-12/05); Chris SCHMIDT (2/03-3/03); Scott THOMAS (12/00-4/02); Justin HOCKING (4/94); Shawn MCEACHERN (10/93-2/94); Mikael LINDHOLM (10/89-2/90).
- 52 Gabe GAUTHIER (12/07-4/09); Jerred SMITHSON (12/02-4/04); Jason MORGAN (4/97-4/98); Dave THOMLINSON (10/93).
- 53 **Alec MARTINEZ (10/09-present);** Jeff GIULIANO (11/05-4/06); Jason HOLLAND (10/01-4/04); Brian MCREYNOLDS (2/94-3/94).
- 54 Teddy PURCELL (1/08-3/10); Jan NEMECEK (11/98-4/00).
- 55 Brayden SCHENN (11/09-4/10); Pavel ROSA (12/98-4/04); Troy CROWDER (10/94-12/96); Doug ZMOLEK (2/96); Darryl WILLIAMS (3/93).
- 56 **Rich CLUNE (2/10-present);** Connor JAMES (1/06); Brent THOMPSON (10/91-4/92).
- 57 George PARROS (10/05-4/06); Steve HEINZE (10/01-4/03); Sean WHYTE (12/91).
- 58 Derek BEKAR (10/03-4/03).
- 61 Trevor LEWIS (12/08-4/10).
- 62 Scott BARNEY (1/03-4/04).
- 63 Scott PARSE (10/09-4/10); Brad NORTON (10/02-3/04); Rene CHAPDELAINE (10/90-3/92).
- 67 **Marc-Andre CLICHE (3/10-present).**
- 72 Shane CHURLA (2/96).
- 73 John ZIELER (2/07-4/08).
- 74 **Dwight KING (11/10-present).**
- 77 Ken BELANGER (10/05-11/06); Rob COWIE (2/95-3/96); Paul COFFEY (2/92-1/93); Rod BUSKAS (10/90-10/91); Garry UNGER (1980-81).
- 81 Craig LAUGHLIN (2/88-4/88).
- 82 Martin STRAKA (11/03-4/04).
- 85 Petr KLIMA (10/96).
- 92 Rick TOCCHET (1/94-3/94).
- 94 Ryan SMYTH (10/09-4/11).
- 97 Jeremy ROENICK (10/05-4/06).
- 99 **WAYNE GRETZKY (10/88-2/96). Number Retired October 9, 2002.**

KINGS ALL-TIME HOME ATTENDANCE YEAR-BY-YEAR

REGULAR SEASON				PLAYOFFS			
Season	Games	Attendance	Average	Season	Games	Attendance	Average
1967-68	37	297,394	8,037	1967-68	4	36,640	9,160
1968-69	38	334,482	8,802	1968-69	5	45,039	9,007
1969-70	38	329,135	8,662				
1970-71	39	359,638	9,221				
1971-72	39	338,399	8,677				
1972-73	39	424,456	10,833				
1973-74	39	433,424	11,113	1973-74	2	28,417	14,209
1974-75	40	504,817	12,620	1974-75	2	28,431	14,216
1975-76	40	494,613	12,365	1975-76	4	60,038	15,010
1976-77	40	497,424	12,436	1976-77	5	78,098	15,620
1977-78	40	471,856	11,796	1977-78	1	12,889	12,889
1978-79	40	399,696	9,992	1978-79	1	12,029	12,029
1979-80	40	417,747	10,444	1979-80	2	22,779	11,390
1980-81	40	442,400	11,060	1980-81	2	24,950	12,475
1981-82	40	430,062	10,752	1981-82	4	64,020	16,005
1982-83	40	464,670	11,617				
1983-84	40	419,725	10,493				
1984-85	40	486,624	12,166	1984-85	1	16,005	16,005
1985-86	40	409,240	10,231				
1986-87	40	425,769	10,644	1986-87	2	23,433	11,717
1987-88	40	466,677	11,667	1987-88	2	29,885	14,928
1988-89	40	595,000	14,875	1988-89	6	96,030	16,005
1989-90	40	628,274	15,707	1989-90	5	80,025	16,005
1990-91	40	626,957	15,674	1990-91	6	96,030	16,005
1991-92	40	640,200	16,005	1991-92	3	48,015	16,005
1992-93	*42	661,456	15,749	1992-93	11	176,055	16,005
1993-94	**42	652,231	15,529				
1994-95	24	369,548	15,398				
1995-96	41	555,605	13,551				
1996-97	41	504,190	12,297				
1997-98	41	533,800	13,020	1997-98	2	32,010	16,005
1998-99	41	524,599	12,795				
1999-00	41	677,264	16,519	1999-00	2	36,236	18,118
2000-01	41	658,340	16,057	2000-01	6	110,868	18,478
2001-02	41	687,002	16,756	2001-02	3	55,468	18,489
2002-03	41	720,186	17,566				
2003-04	41	732,958	17,857				
2004-05	DNP	DNP	DNP				
2005-06	41	730,642	17,821				
2006-07	41	657,383	16,473				
2007-08	***41	680,879	16,607				
2008-09	41	676,042	16,489				
2009-10	41	709,853	17,313	2009-10	3	54,873	18,291
2010-11	41	741,404	18,083	2010-11	3	54,568	18,189
TOTALS	1,712	22,812,061	13,325	87	1,322,831	15,205	

*Includes a neutral site game played in Phoenix, AZ on Dec. 8, 1992 (Attendance: 12,272).

**Includes a neutral site game played in Sacramento, CA on April 3, 1994 (Attendance: 10,363).

***Includes a neutral site game played in London, England on Sept. 29, 2007 (Attendance: 17,551).

Notes:

Best average attendance in club history = 18,083 (2010-11 season).

Most sellouts in STAPLES Center history = 35 (2010-11 season).

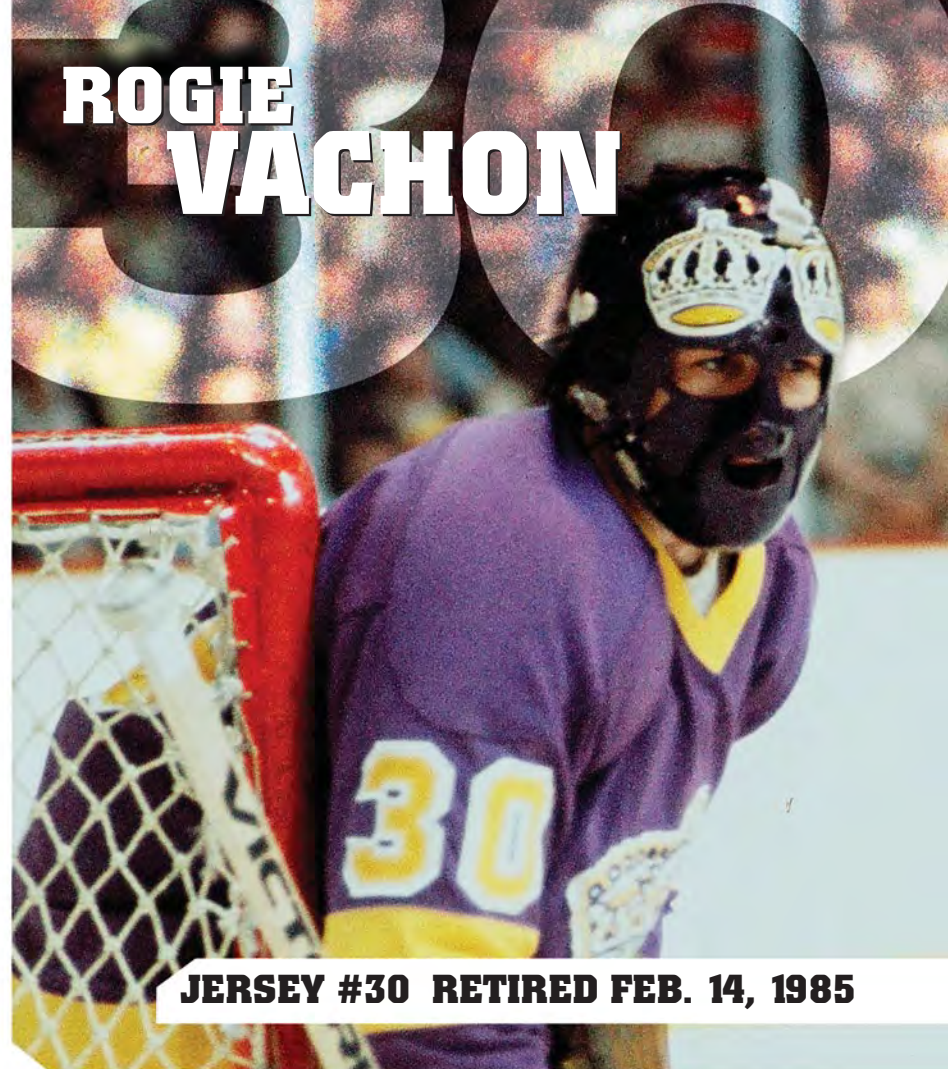
Largest regular season crowd in team history = 18,743 (Dec. 27, 2003).

Largest playoff crowd in team history = 18,700 (Apr. 23, 2002).

Most consecutive regular season sellouts = 66 (Dec. 8, 1990 to Oct. 8, 1992).

Most consecutive sellouts including playoffs = 75 (Dec. 8, 1990 to Oct. 8, 1992).

ROGIE VACHON



JERSEY #30 RETIRED FEB. 14, 1985

One of hockey's great goaltenders during his illustrious 16-year NHL career, Rogie Vachon became the first player to have his number retired by the Kings when he was honored on February 14, 1985.

Vachon spent seven seasons (1971-72 to 1977-78) with the Kings as a player, putting an indelible mark on the club's record book. He is the Kings' all-time leader in games played (389), wins (171), and shutouts (32). Perhaps his greatest season wearing the Forum purple and gold was 1974-75, the year Vachon posted a 27-14-13 record (including six shutouts) and a 2.24 goals-against-average. The Hockey News rewarded Vachon by naming him the NHL Player of the Year.

After Vachon ended his playing career during the 1981-82 season, he returned to the Kings as an Assistant Coach. On January 30, 1984, Vachon was named General Manager of the Kings, a post he held for eight-plus seasons.

Active in the community, he serves as co-chair of the Paralysis Project of America.



LOS ANGELES KINGS®

1.888.KINGS.LA | LAKINGS.COM

PRIDE=PASSION=POWER

235

16

MARCEL DIONNE

JERSEY #16 RETIRED NOV. 8, 1990

The fifth greatest scorer in NHL history, Marcel Dionne was the King of the Kings during his 12 seasons in Los Angeles. He had his No. 16 retired in 1990.

The 1975 acquisition of Dionne brought Kings fans a player who performed offensive magic like no King before. In his second Kings season Dionne became the first player in club history to score 50-plus goals (53) and record 100-plus points (122).

Dionne's greatest glory as a King came as a member of the "Triple Crown Line." Centering a line with Dave Taylor and Charlie Simmer during the late 1970s and early 1980s, Dionne posted the biggest numbers of his career.

Before a 1987 trade sent Dionne to the Rangers, he set Kings career scoring records that still stand: 757 assists and 1,307 points. Upon Dionne's retirement, his career scoring accomplishments (731 goals, 1,040 assists and 1,771 points) were surpassed by only two men – Wayne Gretzky and Gordie Howe.

Dionne was inducted into the Hockey Hall of Fame in 1992.

18

DAVE TAYLOR

JERSEY #18 RETIRED APR. 3, 1995

No player in the history of the Kings ever wore the uniform with more distinction and class than Dave Taylor. For 17 seasons, Taylor gave his all, both on and off the ice, receiving All-Star status for his outstanding play. He was rewarded with the retirement of his jersey on April 3, 1995.

Taylor served in a variety of front office positions with the Kings including the position of President, Hockey Operations/General Manager.

The Kings' 15th round pick in the 1975 NHL Draft, he hooked up with a center named Marcel Dionne, who helped ignite Taylor's career. As a member of the renowned "Triple Crown Line" with Dionne and left wing Charlie Simmer, Taylor became a prolific scorer who also packed a fearsome check. Before retiring at the end of the 1993-94 season, Taylor played in 1,111 games and recorded 431 goals, 638 assists and 1,069 points.

In 1991, the NHL honored Taylor's contributions to hockey and the community by awarding him both the Masterton and King Clancy trophies.

WAYNE GRETZKY

JERSEY #99 RETIRED OCT. 9, 2002

When the Kings acquired Wayne Gretzky in 1988 from Edmonton, hockey changed forever. His career as a King came full-circle in 2002 when the Kings officially retired No. 99.

The arrival of "The Great One" brought credibility and notoriety to the Kings. Sellout crowds became the norm at the Forum and the glitz and glamour of Hollywood quickly followed.

Gretzky – the greatest scorer in the history of the NHL with 2,857 points – played eight seasons in Los Angeles during which he won the NHL's scoring title (Art Ross Trophy) on three occasions; was named the league's Most Valuable Player (Hart Memorial Trophy) once; and he led the Kings on their storied run to the Stanley Cup Finals in 1993.

Fourth on the Kings all-time scoring list, Gretzky recorded 918 points (246-672=918) in 539 games as a King. Some of his more memorable highlights as a King include October 15, 1989, when he became the NHL's all-time leading scorer, and March 23, 1994, when he became the all-time leading goal scorer.

LUC ROBITAILLE

JERSEY #20 RETIRED JAN. 20, 2007

Probably the most popular player in Kings history, Luc Robitaille had his No. 20 retired on January 20, 2007. In 2009, he was inducted into the Hockey Hall of Fame.

The highest scoring left wing in NHL history, Robitaille's accomplishments with the Kings are nearly unmatched, including the most goals ever by a King. He played 14 of his 19 NHL seasons with the Kings, and his prolific scoring touch, on-ice determination and will to win is unrivaled.

But it is Robitaille's true and genuine passion for the game that helped elevate him into a unique grouping of athletes in this community. Robitaille has been as active off the ice as he was on the ice, promoting the sport of hockey in numerous charitable endeavors.

Following his retirement as a player, Robitaille was named President of Business Operations for the Kings. His day-to-day work helps give the Kings stand-alone leadership which is crucial to the long-term vision of the hockey club.

4G^W

BLAZINGLY FAST. BRILLIANTLY POWERFUL.

Download 20 game photos in a minute.
Half the time you'd spend in the penalty box for slashing.

LTE is a trademark of ETSI. Network details & coverage
maps at vzw.com. ©2011 Verizon Wireless.



Official Telecommunications Sponsor of the LA Kings



RULE THE AIR

THE PLAYOFFS



Kevin Westgarth poses with a young participant
at the 2011 Kings Camp.

KINGS 1968 PLAYOFF YEAR IN REVIEW

Quarterfinals Series vs. Minnesota (Lost 3-4)

SCORING								
PLAYER	GP	G	A	PTS	PIM	PPG	SHG	
Doug Robinson	7	4	3	7	0	0	0	
Lowell MacDonald	7	3	4	7	2	1	0	
Gord Labossiere	7	2	4	6	24	0	0	
Eddie Joyal	7	4	1	5	2	3	0	
Howie Menard	7	0	5	5	24	0	0	
Bill White	7	2	2	4	4	0	0	
Ted Irvine	6	1	2	3	2	0	0	
Bill Flett	7	1	2	3	8	0	0	
Howie Hughes	7	2	0	2	0	1	0	
Real Lemieux	7	1	1	2	0	0	0	
Dave Amadio	7	0	2	2	8	0	0	
Terry Gray	7	0	2	2	10	0	0	
Mike Corbett	2	0	1	1	2	0	0	
Poul Popiel	3	1	0	1	4	0	0	
Dale Rolfe	7	0	1	1	14	0	0	
Bob Wall	7	0	1	1	0	0	0	
Wayne Rutledge	3	0	0	0	0	0	0	
Terry Sawchuk	5	0	0	0	0	0	0	
Brent Hughes	7	0	0	0	10	0	0	
Brian Smith	7	0	0	0	0	0	0	
Team PIM					2			
Team Totals	7	21	31	52	116	5	0	
GOALTENDER								
GP	MIN	GA	SO	SA	S%	AVG	W-L	
Terry Sawchuk	5	280	18	1	137	.869	3.86	2-2
Wayne Rutledge	3	149	8	0	73	.890	3.22	1-2
Team Totals	7	429	26	1	210	.876	3.64	3-4

KINGS 1969 PLAYOFF YEAR IN REVIEW

Quarterfinals Series vs. Oakland (Won 4-3)

Semifinals Series vs. St. Louis (Lost 0-4)

TOTALS FOR 1969 (4-7)

SCORING								
PLAYER	GP	G	A	PTS	PIM	PPG	SHG	
Bill Flett	11	3	4	7	11	1	0	
Ted Irvine	11	5	1	6	7	1	0	
Eddie Joyal	11	3	3	6	0	1	0	
Gary Croteau	11	3	2	5	8	1	0	
Howie Menard	11	3	2	5	12	1	0	
Lowell MacDonald	8	2	3	5	0	0	0	
Bill White	11	1	4	5	8	0	0	
Brent Hughes	11	1	3	4	40	0	0	
Real Lemieux	11	1	3	4	10	1	0	
Dale Rolfe	10	0	4	4	8	0	0	
Brian Campbell	6	2	1	3	0	0	1	
Billy Inglis	11	1	2	3	4	0	0	
Larry Cahan	11	1	1	2	22	0	0	
Bob Wall	8	0	2	2	0	0	0	
Jimmy Peters	11	0	2	2	2	0	0	
Skip Krake	6	1	0	1	15	0	0	
Dave Amadio	9	1	0	1	10	0	0	
Gerry Desjardins	9	0	1	1	0	0	0	
Jacques Lemieux	1	0	0	0	0	0	0	
Ron Anderson	4	0	0	0	2	0	0	
Wayne Rutledge	5	0	0	0	4	0	0	
Howie Hughes	7	0	0	0	2	0	0	
Team PIM					0			
Team Totals	11	28	38	66	165	6	1	
GOALTENDER								
GP	MIN	GA	SO	SA	S%	AVG	W-L	
Gerry Desjardins	9	431	28	0	201	.861	3.90	3-4
Wayne Rutledge	5	229	12	0	114	.895	3.14	1-3
Empty Net Goals			1		1			
Team Totals	11	660	41	0	316	.870	3.73	4-7

KINGS 1974 PLAYOFF YEAR IN REVIEW

Quarterfinals Series vs. Chicago (Lost 1-4)

SCORING								
PLAYER	GP	G	A	PTS	PIM	PPG	SHG	
Tommy Williams	5	3	1	4	0	1	0	
Mike Murphy	5	0	4	4	0	0	0	
Gene Carr	5	2	1	3	14	1	0	
Bob Nevin	5	1	0	1	2	0	0	
Juha Widing	5	1	0	1	2	0	0	
Mike Corrigan	4	0	1	1	4	0	0	
Butch Goring	5	0	1	1	0	0	0	
Sheldon Kannegiesser	5	0	1	1	0	0	0	
Barry Long	5	0	1	1	18	0	0	
Randy Rota	5	0	1	1	0	0	0	
Gary Edwards	1	0	0	0	0	0	0	
Neil Komadoski	2	0	0	0	12	0	0	
Bill Lesuk	2	0	0	0	4	0	0	
Larry Brown	3	0	0	0	0	0	0	
Rogie Vachon	4	0	0	0	0	0	0	
Bob Berry	5	0	0	0	0	0	0	
Terry Harper	5	0	0	0	16	0	0	
Don Kozak	5	0	0	0	33	0	0	
Dan Maloney	5	0	0	0	2	0	0	
Bob Murdoch	5	0	0	0	2	0	0	
Frank St. Marseille	5	0	0	0	0	0	0	
Team PIM					2			
Team Totals	5	7	11	18	111	2	0	
GOALTENDER								
GP	MIN	GA	SO	SA	S%	AVG	W-L	
Rogie Vachon	4	240	7	0	98	.929	1.75	0-4
Gary Edwards	1	60	1	0	23	.957	1.00	1-0
Empty Net Goals			2		2			
Team Totals	5	300	10	0	123	.919	2.00	1-4

KINGS 1975 PLAYOFF YEAR IN REVIEW

Preliminary Round vs. Toronto (Lost 1-2)

SCORING								
PLAYER	GP	G	A	PTS	PIM	PPG	SHG	
Mike Murphy	3	3	0	3	4	2	0	
Bob Berry	3	1	2	3	2	0	0	
Gene Carr	3	1	2	3	19	0	0	
Don Kozak	3	1	1	2	7	0	0	
Larry Brown	3	0	2	2	0	0	0	
Juha Widing	3	0	2	2	0	0	0	
Sheldon Kannegiesser	3	0	1	1	4	0	0	
Bob Murdoch	3	0	1	1	4	0	0	
Frank St. Marseille	3	0	1	1	0	0	0	
Dave Hutchison	2	0	0	0	17	0	0	
Mike Corrigan	3	0	0	0	4	0	0	
Butch Goring	3	0	0	0	0	0	0	
Terry Harper	3	0	0	0	2	0	0	
Neil Komadoski	3	0	0	0	2	0	0	
Dan Maloney	3	0	0	0	2	0	0	
Bob Nevin	3	0	0	0	0	0	0	
Rogie Vachon	3	0	0	0	0	0	0	
Tommy Williams	3	0	0	0	0	0	0	
Team PIM					0			
Team Totals	3	6	12	18	67	2	0	
GOALTENDER								
GP	MIN	GA	SO	SA	S%	AVG	W-L	
Rogie Vachon	3	199	7	0	98	.929	2.11	1-2
Team Totals	3	199	7	0	98	.929	2.11	1-2



KINGS 1976 PLAYOFF YEAR IN REVIEW

Preliminary Round vs. Atlanta (Won 2-0)
Quarterfinals Series vs. Boston (Lost 3-4)
TOTALS FOR 1976 (5-4)

SCORING								
PLAYER	GP	G	A	PTS	PIM	PPG	SHG	
Marcel Dionne	9	6	1	7	0	3	0	
Butch Goring	9	2	3	5	4	1	0	
Mike Murphy	9	1	4	5	6	1	0	
Bob Murdoch	9	0	5	5	15	0	0	
Mike Corrigan	9	2	2	4	12	0	0	
Tommy Williams	9	2	2	4	2	0	0	
Bob Nevin	9	2	1	3	4	0	0	
Dave Hutchison	9	0	3	3	27	0	0	
Bob Berry	9	1	1	2	0	0	0	
Don Kozak	9	1	0	1	12	0	0	
Vic Venasky	9	0	1	1	6	0	0	
Gary Edwards	2	0	0	0	0	0	0	
Rogie Vachon	7	0	0	0	0	0	0	
Bert Wilson	8	0	0	0	26	0	0	
Larry Brown	9	0	0	0	2	0	0	
Ab DeMarco	9	0	0	0	11	0	0	
Sheldon Kannegiesser	9	0	0	0	4	0	0	
Neil Komadoski	9	0	0	0	18	0	0	
Frank St. Marseille	9	0	0	0	0	0	0	
Team PIM					0			
Team Totals	9	17	23	40	149	5	0	
GOALTENDER	GP	MIN	GA	SO	SA	S%	AVG	W-L
Rogie Vachon	7	438	17	1	193	.912	2.33	4-3
Gary Edwards	2	120	9	0	70	.871	4.5	1-1
Empty Net Goals			1		1			
Team Totals	9	559	27	1	264	.898	2.90	5-4

KINGS 1977 PLAYOFF YEAR IN REVIEW

Preliminary Round vs. Atlanta (Won 2-1)
Quarterfinals Series vs. Boston (Lost 2-4)
TOTALS FOR 1977 (4-5)

SCORING								
PLAYER	GP	G	A	PTS	PIM	PPG	SHG	
Marcel Dionne	9	5	9	14	2	1	0	
Mike Murphy	9	4	9	13	4	1	0	
Butch Goring	9	7	5	12	0	3	0	
Gary Sargent	9	3	4	7	6	1	0	
Tommy Williams	9	3	4	7	2	1	0	
Don Kozak	9	4	1	5	17	1	0	
Bob Murdoch	9	2	3	5	20	1	0	
Dave Hutchison	9	1	4	5	24	0	0	
Vic Venasky	9	1	4	5	4	1	0	
Glenn Goldup	8	2	2	4	2	0	0	
Bob Berry	9	0	3	3	2	0	0	
Gene Carr	9	1	1	2	2	0	0	
Dave Schultz	9	1	1	2	45	1	0	
Bert Wilson	8	0	2	2	12	0	0	
Neil Komadoski	9	0	2	2	15	0	0	
Frank St. Marseille	9	1	0	1	2	0	0	
Larry Brown	9	0	1	1	6	0	0	
Steve Clippingdale	1	0	0	0	0	0	0	
Ab DeMarco	1	0	0	0	2	0	0	
Gary Simmons	1	0	0	0	0	0	0	
Rogie Vachon	9	0	0	0	0	0	0	
Team PIM					0			
Team Totals	9	35	55	90	167	11	0	
GOALTENDER	GP	MIN	GA	SO	SA	S%	AVG	W-L
Rogie Vachon	9	520	36	0	272	.868	4.15	4-5
Gary Simmons	1	20	1	0	7	.857	3.00	0-0
Team Totals	9	540	37	0	279	.867	4.11	4-5

KINGS 1978 PLAYOFF YEAR IN REVIEW

Preliminary Round vs. Toronto (Lost 0-2)

SCORING								
PLAYER	GP	G	A	PTS	PIM	PPG	SHG	
Darryl Edestrand	2	1	1	2	4	0	0	
Danny Grant	2	0	2	2	2	0	0	
Glenn Goldup	2	1	0	1	11	0	0	
Pete Stelmkowski	2	1	0	1	2	0	0	
Syl Apps Jr.	2	0	1	1	0	0	0	
Bob Murdoch	2	0	1	1	5	0	0	
Larry Brown	1	0	0	0	2	0	0	
Vic Venasky	1	0	0	0	0	0	0	
Marcel Dionne	2	0	0	0	0	0	0	
Butch Goring	2	0	0	0	2	0	0	
Randy Manery	2	0	0	0	2	0	0	
Hartland Monahan	2	0	0	0	0	0	0	
Mike Murphy	2	0	0	0	0	0	0	
Rob Palmer	2	0	0	0	0	0	0	
Gary Sargent	2	0	0	0	0	0	0	
Dave Taylor	2	0	0	0	5	0	0	
Rogie Vachon	2	0	0	0	2	0	0	
Tommy Williams	2	0	0	0	0	0	0	
Bert Wilson	2	0	0	0	2	0	0	
Team PIM					0			
Team Totals	2	3	5	8	39	0	0	
GOALTENDER	GP	MIN	GA	SO	SA	S%	AVG	W-L
Rogie Vachon	2	120	11	0	51	.784	5.50	0-2
Team Totals	2	120	11	0	51	.784	5.50	0-2

KINGS 1979 PLAYOFF YEAR IN REVIEW

Preliminary Round vs. NY Rangers (Lost 0-2)

SCORING								
PLAYER	GP	G	A	PTS	PIM	PPG	SHG	
Syl Apps Jr.	2	1	0	1	0	1	0	
Charlie Simmer	2	1	0	1	2	1	0	
Marcel Dionne	2	0	1	1	0	0	0	
Glenn Goldup	2	0	1	1	9	0	0	
Mike Murphy	2	0	1	1	0	0	0	
Doug Halward	1	0	0	0	12	0	0	
Richard Mulhern	1	0	0	0	0	0	0	
Tommy Williams	1	0	0	0	0	0	0	
Murray Wilson	1	0	0	0	0	0	0	
Darryl Edestrand	2	0	0	0	6	0	0	
Butch Goring	2	0	0	0	0	0	0	
Rick Hampton	2	0	0	0	0	0	0	
Mark Heaslip	2	0	0	0	2	0	0	
Randy Holt	2	0	0	0	4	0	0	
Steve Jensen	2	0	0	0	0	0	0	
Mario Lessard	2	0	0	0	0	0	0	
Randy Manery	2	0	0	0	6	0	0	
Rob Palmer	2	0	0	0	2	0	0	
Dave Taylor	2	0	0	0	2	0	0	
Vic Venasky	2	0	0	0	0	0	0	
Team PIM					0			
Team Totals	2	2	3	5	45	2	0	
GOALTENDER	GP	MIN	GA	SO	SA	S%	AVG	W-L
Mario Lessard	2	126	9	0	73	.877	4.29	0-2
Team Totals	2	126	9	0	73	.877	4.29	0-2

KINGS 1980 PLAYOFF YEAR IN REVIEW

Preliminary Round vs. NY Islanders (Lost 1-3)

SCORING									
PLAYER	GP	G	A	PTS	PIM	PPG	SHG		
Dave Taylor	4	2	1	3	4	0	0		
Rob Palmer	4	1	2	3	4	0	0		
Marcel Dionne	4	0	3	3	4	0	0		
Charlie Simmer	4	2	0	2	0	1	0		
Steve Carlson	4	1	1	2	7	0	0		
Mark Hardy	4	1	1	2	9	0	0		
Glenn Goldup	4	1	0	1	0	0	0		
Mike Murphy	4	1	0	1	2	0	1		
Andre St. Laurent	4	1	0	1	0	0	1		
Jerry Korab	3	0	1	1	11	0	0		
Dean Hopkins	4	0	1	1	5	0	0		
Dave Lewis	4	0	1	1	2	0	0		
Barry Gibbs	1	0	0	0	0	0	0		
Doug Halward	1	0	0	0	2	0	0		
Doug Keans	1	0	0	0	0	0	0		
Brad Selwood	1	0	0	0	0	0	0		
Don Howse	2	0	0	0	0	0	0		
Bert Wilson	2	0	0	0	4	0	0		
John Paul Kelly	3	0	0	0	2	0	0		
Billy Harris	4	0	0	0	2	0	0		
Steve Jensen	4	0	0	0	2	0	0		
Mario Lessard	4	0	0	0	0	0	0		
Jay Wells	4	0	0	0	11	0	0		
Team PIM					2				
Team Totals	4	10	11	21	73	1	2		
GOALTENDER	GP	MIN	GA	SO	SA	S%	AVG	W-L	
Mario Lessard	4	207	14	0	117	.880	4.06	1-2	
Doug Keans	1	40	7	0	20	.650	10.50	0-1	
Team Totals	4	247	21	0	137	.847	5.10	1-3	

KINGS 1981 PLAYOFF YEAR IN REVIEW

Preliminary Round vs. NY Rangers (Lost 1-3)

SCORING									
PLAYER	GP	G	A	PTS	PIM	PPG	SHG		
Dave Taylor	4	2	2	4	10	1	0		
Marcel Dionne	4	1	3	4	7	1	0		
Larry Murphy	4	3	0	3	2	1	0		
Billy Harris	4	2	1	3	0	0	0		
Mark Hardy	4	1	2	3	4	1	0		
Dan Bonar	4	1	1	2	11	0	1		
Steve Jensen	4	0	2	2	7	0	0		
Dave Lewis	4	0	2	2	4	0	0		
Don Luce	4	0	2	2	2	0	0		
Greg Terrion	3	1	0	1	4	1	0		
Dean Hopkins	4	1	0	1	9	0	0		
Mike Murphy	1	0	1	1	0	0	0		
Andre St. Laurent	3	0	1	1	9	0	0		
Rick Chartraw	4	0	1	1	4	0	0		
Jim Fox	4	0	1	1	0	0	0		
John Paul Kelly	4	0	1	1	25	0	0		
Rick Martin	1	0	0	0	0	0	0		
Jim Rutherford	1	0	0	0	0	0	0		
Jerry Korab	4	0	0	0	33	0	0		
Mario Lessard	4	0	0	0	0	0	0		
Jay Wells	4	0	0	0	27	0	0		
Team PIM					0				
Team Totals	4	12	20	32	158	5	1		
GOALTENDER	GP	MIN	GA	SO	SA	S%	AVG	W-L	
Mario Lessard	4	220	20	0	124	.839	5.45	1-3	
Jim Rutherford	1	20	2	0	8	.750	6.00	0-0	
Empty Net Goals			1		1				
Team Totals	4	240	23	0	133	.827	5.75	1-3	

KINGS 1982 PLAYOFF YEAR IN REVIEW

Smythe Division Semifinals Series vs. Edmonton (Won 3-2)

Smythe Division Finals Series vs. Vancouver (Lost 1-4)

TOTALS FOR 1982 (4-6)

SCORING									
PLAYER	GP	G	A	PTS	PIM	PPG	SHG		
Daryl Evans	10	5	8	13	12	1	0		
Marcel Dionne	10	7	4	11	0	4	0		
Charlie Simmer	10	4	7	11	22	0	0		
Dave Taylor	10	4	6	10	20	3	0		
Larry Murphy	10	2	8	10	12	1	0		
Steve Bozek	10	4	1	5	6	2	0		
Doug Smith	10	3	2	5	11	1	0		
Dan Bonar	10	2	3	5	11	0	0		
Jim Fox	9	1	4	5	0	0	0		
Bernie Nicholls	10	4	0	4	23	0	0		
Jay Wells	10	1	3	4	41	0	0		
Dean Hopkins	10	0	4	4	15	0	0		
Dave Lewis	10	0	4	4	36	0	0		
Mike Murphy	10	2	1	3	32	0	0		
Mark Hardy	10	1	2	3	9	0	0		
Rick Chartraw	10	0	2	2	17	0	0		
Jerry Korab	10	0	2	2	26	0	0		
Mario Lessard	10	0	2	2	2	0	0		
John Paul Kelly	10	1	0	1	14	1	0		
Brock Tredway	1	0	0	0	0	0	0		
Doug Keans	2	0	0	0	0	0	0		
Team PIM					0				
Team Totals	10	41	63	104	309	13	0		
GOALTENDER	GP	MIN	GA	SO	SA	S%	AVG	W-L	
Mario Lessard	10	583	41	0	310	.868	4.22	4-5	
Doug Keans	2	32	1	0	5	.800	1.88	0-1	
Team Totals	10	615	42	0	315	.867	4.10	4-6	

KINGS 1985 PLAYOFF YEAR IN REVIEW

Smythe Division Semifinals Series vs. Edmonton (Lost 0-3)

SCORING										
PLAYER	GP	G	A	PTS	PIM	PPG	SHG	S		
Dave Taylor	3	2	2	4	8	0	0	11		
Marcel Dionne	3	1	2	3	2	1	0	13		
Bernie Nicholls	3	1	1	2	9	0	0	15		
Terry Ruskowski	3	0	2	2	0	0	0	3		
Garry Galley	3	1	0	1	2	0	0	7		
Craig Redmond	3	1	0	1	2	0	0	4		
Doug Smith	3	1	0	1	4	0	0	6		
Bob Miller	2	0	1	1	0	0	0	1		
Jim Fox	3	0	1	1	0	0	0	5		
Mark Hardy	3	0	1	1	2	0	0	7		
Brian MacLellan	3	0	1	1	0	0	0	9		
Phil Sykes	3	0	1	1	4	0	0	7		
Jay Wells	3	0	1	1	0	0	0	3		
John Paul Kelly	1	0	0	0	0	0	0	0		
Brian Engblom	3	0	0	0	2	0	0	2		
Anders Hakansson	3	0	0	0	0	0	0	1		
Ken Hammond	3	0	0	0	4	0	0	3		
Bob Janecyk	3	0	0	0	0	0	0	0		
Steve Shutt	3	0	0	0	4	0	0	6		
Dave Williams	3	0	0	0	4	0	0	3		
Team PIM					0					
Team Totals	3	7	13	20	47	1	0	106		
GOALTENDER	GP	MIN	GA	SO	SA	S%	AVG	W-L		
Bob Janecyk	3	184	10	0	100	.900	3.26	0-3		
Empty Net Goals			1		1					
Team Totals	3	184	11	0	101	.891	3.59	0-3		

KINGS 1987 PLAYOFF YEAR IN REVIEW

Smythe Division Semifinals Series vs. Edmonton (Lost 1-4)

SCORING										
PLAYER	GP	G	A	PTS	PIM	(+/-)	PPG	SHG	S	
Bernie Nicholls	5	2	5	7	6	1	1	0	16	
Jim Fox	5	3	2	5	0	-2	1	0	20	
Dave Williams	5	3	2	5	30	2	0	0	10	
Dave Taylor	5	2	3	5	6	-2	1	0	8	
Luc Robitaille	5	1	4	5	2	-7	0	0	5	
Steve Duchesne	5	2	2	4	4	-8	1	0	6	
Bob Bourne	5	2	1	3	0	0	0	0	5	
Bob Carpenter	5	1	2	3	2	-4	0	0	4	
Jimmy Carson	5	1	2	3	6	-6	0	0	11	
Mark Hardy	5	1	2	3	10	3	0	0	4	
Jay Wells	5	1	2	3	10	-3	1	0	7	
Bryan Erickson	3	1	1	2	0	0	0	0	3	
Dean Kennedy	5	0	2	2	10	0	0	0	1	
Sean McKenna	5	0	1	1	0	-4	0	0	6	
Phil Sykes	5	0	1	1	8	-2	0	0	6	
Darren Eliot	1	0	0	0	0	0	0	0	0	
Paul Guay	2	0	0	0	0	1	0	0	1	
Joe Paterson	2	0	0	0	0	-2	0	0	1	
Morris Lukowich	3	0	0	0	8	1	0	0	5	
Tom Laidlaw	5	0	0	0	2	-9	0	0	0	
Grant Ledyard	5	0	0	0	10	-2	0	0	8	
Roland Melanson	5	0	0	0	4	0	0	0	0	
Team PIM					0					
Team Totals	5	20	32	52	118	-43	5	0	127	
GOALTENDER	GP	MIN	GA	SO	SA	S%	EN	AVG	W-L	
Roland Melanson	5	260	24	0	154	.844	1	5.54	1-4	
Darren Eliot	1	40	7	0	29	.759	0	10.50	0-0	
Empty Net Goals			1		1					
Team Totals	5	300	32	0	184	.826	1	6.40	1-4	

KINGS 1988 PLAYOFF YEAR IN REVIEW

Smythe Division Semifinals Series vs. Calgary (Lost 1-4)

SCORING										
PLAYER	GP	G	A	PTS	PIM	(+/-)	PPG	SHG	S	
Jimmy Carson	5	5	3	8	4	-2	1	0	16	
Bernie Nicholls	5	2	6	8	11	-3	1	0	23	
Luc Robitaille	5	2	5	7	18	-8	2	0	5	
Dave Taylor	5	3	3	6	6	-3	2	0	16	
Steve Duchesne	5	1	3	4	14	-5	1	0	11	
Paul Fenton	5	2	1	3	2	-3	1	0	9	
Jay Wells	5	1	2	3	21	0	0	0	3	
Bob Carpenter	5	1	1	2	0	-7	0	0	13	
Tom Laidlaw	5	0	2	2	4	-8	0	0	1	
Chris Kontos	4	1	0	1	4	-3	0	0	6	
Craig Laughlin	3	0	1	1	2	-1	0	0	4	
Paul Guay	4	0	1	1	8	-1	0	0	2	
Dean Kennedy	4	0	1	1	10	4	0	0	2	
Ken Baumgartner	5	0	1	1	28	-6	0	0	4	
Bob Bourne	5	0	1	1	0	-1	0	0	2	
John English	1	0	0	0	0	0	0	0	0	
Jim Fox	1	0	0	0	0	-2	0	0	0	
Eric Germain	1	0	0	0	4	-1	0	0	0	
Roland Melanson	1	0	0	0	0	0	0	0	0	
Lyle Phair	1	0	0	0	0	-1	0	0	0	
Ron Duguay	2	0	0	0	0	-1	0	0	0	
Ken Hammond	2	0	0	0	4	-5	0	0	2	
Larry Playfair	3	0	0	0	14	1	0	0	1	
Glenn Healy	4	0	0	0	4	0	0	0	0	
Phil Sykes	4	0	0	0	0	-3	0	0	5	
Mike Allison	5	0	0	0	16	-3	0	0	0	
Team PIM					4					
Team Totals	5	18	31	49	178	-62	8	0	125	
GOALTENDER	GP	MIN	GA	SO	SA	S%	EN	AVG	W-L	
Glenn Healy	4	240	20	0	128	.844	1	5.00	1-3	
Roland Melanson	1	60	9	0	50	.820	0	9.00	0-1	
Empty Net Goals			1		1					
Team Totals	5	300	30	0	179	.832	1	6.00	1-4	

KINGS 1989 PLAYOFF YEAR IN REVIEW

Smythe Division Semifinals Series vs. Edmonton (Won 4-3)

Smythe Division Finals Series vs. Calgary (Lost 0-4)

TOTALS FOR 1989 (4-7)

SCORING PLAYER	GP	G	A	PTS	PIM	(+/-)	PPG	SHG	S
Wayne Gretzky	11	5	17	22	0	-4	1	1	42
Bernie Nicholls	11	7	9	16	12	-2	3	0	50
Chris Kontos	11	9	0	9	8	-3	6	0	31
Steve Duchesne	11	4	4	8	12	-4	2	0	23
Luc Robitaille	11	2	6	8	10	0	0	0	24
Steve Kasper	11	1	5	6	10	-2	0	0	18
Dave Taylor	11	1	5	6	19	0	1	0	17
Tom Laidlaw	11	2	3	5	6	-3	0	0	9
Mike Krushelnyski	11	1	4	5	4	-7	1	0	21
Jim Wiemer	10	2	1	3	19	-4	0	0	11
Dale Degray	8	1	2	3	12	-2	1	0	10
Dean Kennedy	11	0	2	2	8	-2	0	0	4
Marty McSorley	11	0	2	2	33	-6	0	0	16
Mike Allison	7	1	0	1	10	-2	0	0	6
Doug Crossman	2	0	1	1	2	1	0	0	1
Jay Miller	11	0	1	1	63	-4	0	0	6
Tim Watters	11	0	1	1	6	1	0	0	7
Petr Prajsler	1	0	0	0	0	-1	0	0	2
Igor Liba	2	0	0	0	2	0	0	0	0
Glenn Healy	3	0	0	0	2	0	0	0	0
Phil Sykes	3	0	0	0	8	0	0	0	0
Ken Baumgartner	5	0	0	0	8	-2	0	0	1
John Tonelli	6	0	0	0	8	-3	0	0	11
Kelly Hrudey	10	0	0	0	0	0	0	0	0
Ron Duguay	11	0	0	0	6	-2	0	0	12
Team PIM					2				
Team Totals	11	36	63	99	270	-51	15	1	322
GOALTENDER	GP	MIN	GA	SO	SA	S%	EN	AVG	W-L
Kelly Hrudey	10	566	35	0	293	.881	1	3.71	4-6
Glenn Healy	3	97	6	0	59	.898	0	3.71	0-1
Empty Net Goals			1		1				
Team Totals	11	668	42	0	353	.881	1	3.77	4-7

KINGS 1990 PLAYOFF YEAR IN REVIEW

Smythe Division Semifinals Series vs. Calgary (Won 4-2)

Smythe Division Finals Series vs. Edmonton (Lost 0-4)

TOTALS FOR 1990 (4-6)

SCORING PLAYER	GP	G	A	PTS	PIM	(+/-)	PPG	SHG	S
Todd Elik	10	3	9	12	10	1	1	0	30
Steve Duchesne	10	2	9	11	6	-2	1	0	32
Luc Robitaille	10	5	5	10	12	-5	1	0	28
Wayne Gretzky	7	3	7	10	0	-4	1	0	13
Tony Granato	10	5	4	9	12	-2	2	1	26
Tomas Sandstrom	10	5	4	9	19	-5	0	0	26
Dave Taylor	6	4	4	8	6	2	2	0	11
Larry Robinson	10	2	3	5	10	2	0	0	12
Rob Blake	8	1	3	4	4	-4	1	0	11
Mike Krushelnyski	10	1	3	4	12	0	0	0	16
Marty McSorley	10	1	3	4	18	-8	1	0	26
Bob Kudelski	8	1	2	3	2	-5	0	0	9
John Tonelli	10	1	2	3	6	-6	0	0	14
Steve Kasper	10	1	1	2	2	-4	0	0	13
Jay Miller	10	1	1	2	10	-6	0	0	1
Brian Benning	7	0	2	2	6	-9	0	0	12
Mike Allison	4	1	0	1	2	-2	0	1	5
Chris Kontos	5	1	0	1	0	-6	1	0	8
Keith Crowder	7	1	0	1	9	-1	0	0	8
Bob Halkidis	8	0	1	1	8	-7	0	0	10
Kelly Hrudey	9	0	1	1	0	0	0	0	0
Mikko Makela	1	0	0	0	0	0	0	0	0
Ron Scott	1	0	0	0	0	0	0	0	0
Scott Bjugstad	2	0	0	0	2	-1	0	0	0
Mario Gosselin	3	0	0	0	0	0	0	0	0
Petr Prajsler	3	0	0	0	0	-1	0	0	0
Tim Watters	4	0	0	0	6	4	0	0	0
Team PIM					2				
Team Totals	10	39	64	103	164	-69	11	2	311
GOALTENDER	GP	MIN	GA	SO	SA	S%	EN	AVG	W-L
Kelly Hrudey	9	539	39	0	265	.853	1	4.34	4-4
Mario Gosselin	3	62	3	0	23	.870	1	2.90	0-2
Ron Scott	1	32	4	0	10	.600	0	7.50	0-0
Empty Net Goals			2		2				
Team Totals	10	637	48	0	300	.840	2	4.52	4-6

KINGS 1991 PLAYOFF YEAR IN REVIEW

Smythe Division Semifinals Series vs. Vancouver (Won 4-2)
Smythe Division Finals Series vs. Edmonton (Lost 2-4)
TOTALS FOR 1991 (6-6)

SCORING										
PLAYER	GP	G	A	PTS	PIM	(+/-)	PPG	SHG	S	
Luc Robitaille	12	12	4	16	22	-2	5	0	44	
Wayne Gretzky	12	4	11	15	2	0	1	0	26	
Steve Duchesne	12	4	8	12	8	7	1	0	39	
Steve Kasper	10	4	6	10	8	4	0	1	11	
Mike Donnelly	12	5	4	9	6	6	0	0	29	
Todd Elik	12	2	7	9	6	0	0	0	32	
Tomas Sandstrom	10	4	4	8	14	1	3	0	32	
John Tonelli	12	2	4	6	12	1	1	0	16	
Bob Kudelski	8	3	2	5	2	4	0	0	13	
Rob Blake	12	1	4	5	26	-1	1	0	19	
Tony Granato	12	1	4	5	28	1	0	0	32	
Larry Robinson	12	1	4	5	15	7	0	0	15	
Brian Benning	12	0	5	5	6	1	0	0	19	
Dave Taylor	12	2	1	3	12	-3	0	0	25	
Brad Jones	8	1	1	2	2	2	0	0	6	
Rod Buskas	2	0	2	2	22	2	0	0	2	
Ilkka Sinisalo	2	0	1	1	0	1	0	0	2	
John McIntyre	12	0	1	1	24	-2	0	0	5	
Scott Bjurgstad	2	0	0	0	0	0	0	0	5	
Bob Halkidis	3	0	0	0	0	-2	0	0	2	
Tim Watters	7	0	0	0	12	-4	0	0	4	
Jay Miller	8	0	0	0	17	-1	0	0	2	
Kelly Hrudey	12	0	0	0	2	0	0	0	0	
Marty McSorley	12	0	0	0	58	-1	0	0	30	
Team PIM					2					
Team Totals	12	46	73	119	306	21	12	1	410	
GOALTENDER	GP	MIN	GA	SO	SA	S%	EN	AVG	W-L	
Kelly Hrudey	12	798	37	0	382	.903	0	2.78	6-6	
Team Totals	12	799	37	0	382	.903	0	2.78	6-6	

KINGS 1992 PLAYOFF YEAR IN REVIEW

Smythe Division Semifinals Series vs. Edmonton (Lost 2-4)

SCORING										
PLAYER	GP	G	A	PTS	PIM	(+/-)	PPG	SHG	S	
Paul Coffey	6	4	3	7	2	-5	3	0	28	
Luc Robitaille	6	3	4	7	12	-1	1	0	28	
Wayne Gretzky	6	2	5	7	2	-3	1	0	11	
Tony Granato	6	1	5	6	10	1	0	0	19	
John McIntyre	6	0	4	4	12	2	0	0	0	
Rob Blake	6	2	1	3	12	2	0	0	12	
Jari Kurri	4	1	3	3	4	1	1	0	10	
Tomas Sandstrom	6	0	3	3	8	-2	0	0	13	
Jay Miller	5	1	1	2	12	2	0	0	3	
Charlie Huddy	6	1	1	2	10	-2	0	0	12	
Dave Taylor	6	1	1	2	20	2	0	0	5	
Mike Donnelly	6	1	0	1	4	-2	0	0	14	
Marty McSorley	3	0	1	1	21	1	0	0	10	
Kyosti Karjalainen	3	0	1	1	2	0	0	0	2	
Corey Millen	6	0	1	1	6	-2	0	0	6	
Larry Robinson	2	0	0	0	0	-2	0	0	1	
Brent Thompson	4	0	0	0	4	1	0	0	2	
Peter Ahola	6	0	0	0	2	4	0	0	8	
Kelly Hrudey	6	0	0	0	0	0	0	0	0	
Bob Kudelski	6	0	0	0	0	-1	0	0	5	
Tim Watters	6	0	0	0	0	0	0	0	3	
Team PIM					8					
Team Totals	6	18	32	50	151	-4	6	0	192	
GOALTENDER	GP	MIN	GA	SO	SA	S%	EN	AVG	W-L	
Kelly Hrudey	6	355	22	0	179	.877	1	3.72	2-4	
Empty Net Goals			1		1					
Team Totals	6	360	23	0	180	.872	1	3.83	2-4	

KINGS 1993 PLAYOFF YEAR IN REVIEW

Smythe Division Semifinals Series vs. Calgary (Won 4-2)
Smythe Division Finals Series vs. Vancouver (Won 4-2)
Campbell Conference Finals Series vs. Toronto (Won 4-3)
Stanley Cup Finals Series vs. Montreal (Lost 1-4)
TOTALS FOR 1993 (13-11)

SCORING										
PLAYER	GP	G	A	PTS	PIM	(+/-)	PPG	SHG	S	
Wayne Gretzky	24	15	25	40	4	6	4	1	76	
Tomas Sandstrom	24	8	17	25	12	-2	2	0	61	
Luc Robitaille	24	9	13	22	28	-13	4	0	71	
Jari Kurri	24	9	8	17	12	2	2	2	50	
Tony Granato	24	6	11	17	50	3	1	0	77	
Warren Rychel	23	6	7	13	39	4	0	0	27	
Mike Donnelly	24	6	7	13	14	3	0	0	43	
Alexei Zhitnik	24	3	9	12	26	-4	2	0	42	
Darryl Sydor	24	3	8	11	16	4	2	0	29	
Pat Conacher	24	6	4	10	6	8	0	0	24	
Rob Blake	23	4	6	10	46	3	1	1	60	
Marty McSorley	24	4	6	10	60	-2	2	0	42	
Jimmy Carson	18	5	4	9	2	1	2	0	30	
Dave Taylor	22	3	5	8	31	7	0	2	32	
Corey Millen	23	2	4	6	12	1	0	0	33	
Charlie Huddy	23	1	4	5	12	9	0	0	26	
Gary Shuchuk	17	2	2	4	12	-6	0	0	13	
Mark Hardy	15	1	2	3	30	7	0	0	11	
Tim Watters	22	0	2	2	30	-3	0	0	9	
Lonnie Loach	1	0	0	0	0	0	0	0	0	
Marc Potvin	1	0	0	0	0	0	0	0	0	
Jim Thomson	1	0	0	0	0	0	0	0	0	
Robb Stauber	4	0	0	0	0	0	0	0	0	
Kelly Hrudey	20	0	0	0	2	0	0	0	0	
Team PIM					4					
Team Totals	24	93	144	237	448	28	22	6	756	
GOALTENDER	GP	MIN	GA	SO	SA	S%	EN	AVG	W-L	
Kelly Hrudey	20	1,261	74	0	656	.887	1	3.52	10-10	
Robb Stauber	4	240	16	0	157	.898	0	4.00	3-1	
Empty Net Goals			1		1					
Team Totals	24	1,504	91	0	814	.888	1	3.63	13-11	



KINGS 1998 PLAYOFF YEAR IN REVIEW

Western Conference Quarterfinals Series vs. St. Louis (Lost 0-4)

SCORING										
PLAYER	GP	G	A	PTS	PIM	(+/-)	PPG	SHG	S	
Yanic Perreault	4	1	2	3	6	-1	1	0	7	
Luc Robitaille	4	1	2	3	6	1	0	0	13	
Jozef Stumpel	4	1	2	3	2	2	0	0	7	
Aki Berg	4	0	3	3	0	3	0	0	7	
Glen Murray	4	2	0	2	6	2	0	0	13	
Craig Johnson	4	1	0	1	4	0	0	0	3	
Ian Laperriere	4	1	0	1	6	0	0	0	6	
Sean O'Donnell	4	1	0	1	36	1	0	0	7	
Jan Vopat	2	0	1	1	2	1	0	0	1	
Ray Ferraro	3	0	1	1	2	1	0	0	5	
Steve McKenna	3	0	1	1	8	1	0	0	3	
Garry Galley	4	0	1	1	2	-2	0	0	6	
Vladimir Tsyplakov	4	0	1	1	8	-1	0	0	4	
Dan Bylsma	2	0	0	0	0	-3	0	0	1	
Stephane Fiset	2	0	0	0	0	0	0	0	0	
Doug Zmolek	2	0	0	0	2	0	0	0	0	
Jamie Storr	3	0	0	0	0	0	0	0	0	
Rob Blake	4	0	0	0	6	-4	0	0	15	
Russ Courtnall	4	0	0	0	2	-2	0	0	7	
Matt Johnson	4	0	0	0	6	-1	0	0	0	
Nathan LaFayette	4	0	0	0	2	-2	0	0	4	
Team PIM					0					
Team Totals	4	8	14	22	108	-5	1	0	112	
GOALTENDER	GP	MIN	GA	SO	SA	S%	EN	AVG	W-L	
Jamie Storr	3	145	9	0	77	.883	0	3.72	0-2	
Stephane Fiset	2	93	7	0	61	.885	0	4.52	0-2	
Team Totals	4	240	16	0	138	.884	0	4.00	0-4	

KINGS 2000 PLAYOFF YEAR IN REVIEW

Western Conference Quarterfinals Series vs. Detroit (Lost 0-4)

SCORING										
PLAYER	GP	G	A	PTS	PIM	(+/-)	PPG	SHG	S	
Luc Robitaille	4	2	2	4	6	-1	0	0	8	
Jozef Stumpel	4	0	4	4	8	0	0	0	5	
Ziggy Palffy	4	2	0	2	0	0	0	0	8	
Rob Blake	4	0	2	2	4	1	0	0	19	
Craig Johnson	4	1	0	1	2	0	0	0	6	
Sean O'Donnell	4	1	0	1	4	0	0	0	4	
Jere Karalahti	4	0	1	1	2	-3	0	0	5	
Nelson Emerson	1	0	0	0	0	0	0	0	2	
Jamie Storr	1	0	0	0	0	0	0	0	0	
Marko Tuomainen	1	0	0	0	0	0	0	0	0	
Aki Berg	2	0	0	0	2	0	0	0	5	
Jaroslav Modry	2	0	0	0	2	0	0	0	2	
Jason Blake	3	0	0	0	0	0	0	0	9	
Dan Bylsma	3	0	0	0	0	-1	0	0	2	
Kelly Buchberger	4	0	0	0	4	-1	0	0	1	
Brad Chartrand	4	0	0	0	6	-1	0	0	5	
Bob Corkum	4	0	0	0	0	-1	0	0	2	
Stephane Fiset	4	0	0	0	0	0	0	0	0	
Garry Galley	4	0	0	0	0	-2	0	0	9	
Ian Laperriere	4	0	0	0	2	0	0	0	5	
Glen Murray	4	0	0	0	2	-3	0	0	3	
Mattias Norstrom	4	0	0	0	6	1	0	0	3	
Bryan Smolinski	4	0	0	0	2	-1	0	0	7	
Team PIM					2					
Team Totals	4	6	9	15	54	-12	0	0	110	
GOALTENDER	GP	MIN	GA	SO	SA	S%	EN	AVG	W-L	
Stephane Fiset	4	200	10	0	98	.898	2	3.00	0-3	
Jamie Storr	1	36	2	0	25	.920	1	3.33	0-1	
Empty Net Goals			3		3					
Team Totals	4	240	15	0	126	.881	3	3.75	0-4	

KINGS 2001 PLAYOFF YEAR IN REVIEW

Western Conference Quarterfinals Series vs. Detroit (Won 4-2)

Western Conference Semifinals Series vs. Colorado (Lost 3-4)

TOTALS FOR 2001 (7-6)

SCORING										
PLAYER	GP	G	A	PTS	PIM	(+/-)	PPG	SHG	S	
Mathieu Schneider	13	0	9	9	10	4	0	0	34	
Ziggy Palffy	13	3	5	8	8	0	0	0	37	
Jozef Stumpel	13	3	5	8	10	1	2	0	24	
Glen Murray	13	4	3	7	4	-1	1	0	34	
Luc Robitaille	13	4	3	7	10	1	1	0	24	
Adam Deadmarsh	13	3	3	6	4	0	0	0	20	
Bryan Smolinski	13	1	5	6	14	-1	0	0	30	
Eric Belanger	13	1	4	5	2	3	0	0	18	
Nelson Emerson	13	2	2	4	4	1	0	0	22	
Ian Laperriere	13	1	2	3	12	1	0	0	13	
Mattias Norstrom	13	0	2	2	18	-4	0	0	5	
Kelly Buchberger	8	1	0	1	2	-1	0	0	5	
Jaroslav Modry	10	1	0	1	4	-1	1	0	12	
Scott Thomas	12	1	0	1	4	-1	1	0	6	
Philippe Boucher	13	0	1	1	2	1	0	0	22	
Aaron Miller	13	0	1	1	6	4	0	0	9	
Stephane Fiset	1	0	0	0	0	0	0	0	0	
Andreas Lilja	1	0	0	0	0	0	0	0	0	
Stu Grimson	5	0	0	0	4	0	0	0	1	
Steve Kelly	8	0	0	0	2	-1	0	0	1	
Lubomir Visnovsky	8	0	0	0	0	-1	0	0	6	
Jere Karalahti	13	0	0	0	18	-7	0	0	10	
Felix Potvin	13	0	0	0	4	0	0	0	0	
Team PIM					4					
Team Totals	13	25	45	70	146	-2	6	0	333	
GOALTENDER										
GOALTENDER	GP	MIN	GA	SO	SA	S%	EN	AVG	W-L	
Felix Potvin	13	812	33	2	361	.909	1	2.44	7-6	
Stephane Fiset*	1	0	0	0	0	.000	0	0.00	0-0	
Empty Net Goals			1		1					
*Played 12 seconds in Game 2 of Western Conference Semifinals										
Team Totals	13	824	34	2	362	.906	1	2.48	7-6	

KINGS 2002 PLAYOFF YEAR IN REVIEW

Western Conference Quarterfinals Series vs. Colorado (Lost 3-4)

SCORING										
PLAYER	GP	G	A	PTS	PIM	(+/-)	PPG	SHG	S	
Ziggy Palffy	7	4	5	9	0	4	0	0	23	
Jason Allison	7	3	3	6	4	2	0	0	15	
Adam Deadmarsh	4	1	3	4	2	0	0	0	9	
Craig Johnson	7	1	2	3	2	3	0	0	15	
Bryan Smolinski	7	2	0	2	2	-1	1	0	13	
Brad Chartrand	7	1	1	2	2	0	0	0	6	
Mikko Eloranta	7	1	1	2	2	-1	0	0	14	
Jaroslav Modry	7	0	2	2	0	1	0	0	10	
Cliff Ronning	4	0	1	1	2	-1	0	0	3	
Lubomir Visnovsky	4	0	1	1	0	1	0	0	2	
Philippe Boucher	5	0	1	1	2	2	0	0	4	
Nelson Emerson	5	0	1	1	2	1	0	0	9	
Ian Laperriere	7	0	1	1	9	-5	0	0	5	
Mathieu Schneider	7	0	1	1	18	-8	0	0	12	
Steve Kelly	1	0	0	0	0	0	0	0	0	
Jamie Storr	1	0	0	0	0	0	0	0	0	
Jaroslav Bednar	3	0	0	0	0	0	0	0	6	
Steve Heinze	4	0	0	0	2	-1	0	0	7	
Andreas Lilja	5	0	0	0	6	-1	0	0	2	
Eric Belanger	7	0	0	0	4	-5	0	0	7	
Kelly Buchberger	7	0	0	0	7	-3	0	0	2	
Aaron Miller	7	0	0	0	0	1	0	0	5	
Mattias Norstrom	7	0	0	0	4	0	0	0	7	
Felix Potvin	7	0	0	0	0	0	0	0	0	
Team PIM					2					
Team Totals	7	13	23	36	72	-11	1	0	176	
GOALTENDER										
GOALTENDER	GP	MIN	GA	SO	SA	S%	EN	AVG	W-L	
Felix Potvin	7	417	15	1	201	.925	1	2.16	3-4	
Jamie Storr	1	1	0	0	0	.000	0	0.00	0-0	
Empty Net Goals			1		1					
Team Totals	7	422	16	1	202	.921	1	2.28	3-4	

KINGS 2010 PLAYOFF YEAR IN REVIEW

Western Conference Quarterfinals Series vs. Vancouver (Lost 2-4)

SCORING PLAYER	GP	G	A	PTS	PIM	(+/-)	PPG	SHG	S
Drew Doughty	6	3	4	7	4	-5	2	0	13
Jack Johnson	6	0	7	7	6	-5	0	0	15
Michal Handzus	6	3	2	5	4	-5	3	0	17
Anze Kopitar	6	2	3	5	2	-1	1	0	18
Dustin Brown	6	1	4	5	6	-7	1	0	15
Fredrik Modin	6	3	1	4	2	-3	2	0	13
Alexander Frolov	6	1	3	4	0	-5	0	0	9
Wayne Simmonds	6	2	1	3	9	1	0	0	14
Brad Richardson	6	1	1	2	2	-7	0	0	12
Ryan Smyth	6	1	1	2	6	0	0	0	11
Jarret Stoll	6	1	0	1	4	-4	1	0	7
Justin Williams	3	0	1	1	2	0	0	0	4
Matt Greene	6	0	1	1	0	-4	0	0	4
Sean O'Donnell	6	0	1	1	4	-2	0	0	2
Erik Ersberg	1	0	0	0	0	0	0	0	0
Raitis Ivanans	1	0	0	0	0	0	0	0	0
Peter Harrold	2	0	0	0	0	0	0	0	1
Rich Clune	4	0	0	0	5	-2	0	0	1
Randy Jones	4	0	0	0	2	-2	0	0	3
Scott Parse	4	0	0	0	0	-1	0	0	2
Jeff Halpern	6	0	0	0	4	-1	0	0	1
Jonathan Quick	6	0	0	0	0	0	0	0	0
Rob Scuderi	6	0	0	0	6	-4	0	0	4
Team PIM					2				
Team Totals	6	18	30	48	70	-57	10	0	166
GOALTENDER	GP	MIN	GA	SO	SA	S%	EN	AVG	W-L
Jonathan Quick	6	360	21	0	181	.884	2	3.50	2-4
Erik Ersberg	1	13	2	0	4	.500	0	9.23	0-0
Empty Net Goals			2		2				
Team Totals	6	376	25	0	187	.866	2	3.99	2-4

KINGS 2011 PLAYOFF YEAR IN REVIEW

Western Conference Quarterfinals Series vs. San Jose (Lost 2-4)

SCORING PLAYER	GP	G	A	PTS	PIM	(+/-)	PPG	SHG	S
Kyle Clifford	6	3	2	5	7	-2	0	0	9
Brad Richardson	6	2	3	5	2	-4	0	0	17
Ryan Smyth	6	2	3	5	0	3	0	0	14
Jack Johnson	6	1	4	5	0	-2	1	0	16
Justin Williams	6	3	1	4	2	0	1	0	16
Drew Doughty	6	2	2	4	8	0	1	0	12
Trevor Lewis	6	1	3	4	2	0	1	0	11
Wayne Simmonds	6	1	2	3	20	-1	0	0	12
Jarret Stoll	5	0	3	3	0	4	0	0	5
Dustin Brown	6	1	1	2	6	-3	1	0	10
Michal Handzus	6	1	1	2	0	-4	0	0	7
Willie Mitchell	6	1	1	2	4	1	0	0	8
Dustin Penner	6	1	1	2	4	-3	0	0	10
Rob Scuderi	6	0	2	2	0	-1	0	0	3
Kevin Westgarth	6	0	2	2	14	2	0	0	3
Alexei Ponikarovsky	4	1	0	1	0	1	0	0	5
Alec Martinez	6	0	1	1	2	-1	0	0	5
Oscar Moller	1	0	0	0	0	1	0	0	0
Scott Parse	2	0	0	0	0	-1	0	0	0
Matt Greene	6	0	0	0	14	-3	0	0	6
Jonathan Quick	6	0	0	0	0	0	0	0	0
Team PIM					0				
Team Totals	6	20	32	52	85	-13	5	0	169
GOALTENDER	GP	MIN	GA	SO	SA	S%	EN	AVG	W-L
Jonathan Quick	6	380	20	1	229	.913	0	3.16	2-4
Team Totals	6	380	20	1	229	.913	0	3.16	2-4



LOS ANGELES KINGS

KINGS ALL-TIME PLAYOFF RECORD YEAR-BY-YEAR

Season	GP	W	L	PCT.	GF	GA	Finish
1968	7	3	4	.429	21	26	Lost in QF
1969	11	4	7	.364	28	41	Lost in SF
1974	5	1	4	.200	7	10	Lost in QF
1975	3	1	2	.333	6	7	Lost in PRE
1976	9	5	4	.555	17	27	Lost in QF
1977	9	4	5	.444	35	37	Lost in QF
1978	2	0	2	.000	3	11	Lost in PRE
1979	2	0	2	.000	2	9	Lost in PRE
1980	4	1	3	.250	10	21	Lost in PRE
1981	4	1	3	.250	12	23	Lost in PRE
1982	10	4	6	.400	41	42	Lost in DF
1985	3	0	3	.000	7	11	Lost in DSF
1987	5	1	4	.200	20	32	Lost in DSF
1988	5	1	4	.200	18	30	Lost in DSF
1989	11	4	7	.364	36	42	Lost in DF
1990	10	4	6	.400	39	48	Lost in DF
1991	12	6	6	.500	46	37	Lost in DF
1992	6	2	4	.333	18	23	Lost in DSF
1993	24	13	11	.542	93	91	Lost in F
1998	4	0	4	.000	8	16	Lost in CQF
2000	4	0	4	.000	6	15	Lost in CQF
2001	13	7	6	.538	25	34	Lost in CSF
2002	7	3	4	.429	13	16	Lost in CQF
2010	6	2	4	.333	18	25	Lost in CQF
2011	6	2	4	.333	20	20	Lost in CQF
TOTALS	182	69	113	.379	549	694	

KINGS ALL-TIME HOME PLAYOFF RECORD YEAR-BY-YEAR

Season	GP	W	L	PCT.	GF	GA
1968	4	3	1	.750	11	12
1969	5	2	3	.400	13	19
1974	2	1	1	.500	5	2
1975	2	1	1	.500	4	4
1976	4	3	1	.750	12	11
1977	5	3	2	.600	25	19
1978	1	0	1	.000	0	4
1979	1	0	1	.000	1	2
1980	2	0	2	.000	3	10
1981	2	1	1	.500	6	7
1982	4	1	3	.250	15	17
1985	1	0	1	.000	3	4
1987	2	0	2	.000	8	125
1988	2	1	1	.500	8	9
1989	6	3	3	.500	23	21
1990	5	3	2	.600	27	19
1991	6	4	2	.666	27	21
1992	3	1	2	.333	11	13
1993	11	6	5	.545	44	43
1998	2	0	2	.000	4	6
2000	2	0	2	.000	1	5
2001	6	4	2	.666	13	13
2002	3	2	1	.666	6	3
2010	3	1	2	.333	11	13
2011	3	0	3	.000	11	16
TOTALS	87	40	47	.460	292	305

KINGS ALL-TIME ROAD PLAYOFF RECORD YEAR-BY-YEAR

Season	GP	W	L	PCT.	GF	GA
1968	3	0	3	.000	10	14
1969	6	2	4	.333	15	22
1974	3	0	3	.000	2	8
1975	1	0	1	.000	2	3
1976	5	2	3	.400	5	16
1977	4	1	3	.250	10	18
1978	1	0	1	.000	3	7
1979	1	0	1	.000	1	7
1980	2	1	1	.500	7	11
1981	2	0	2	.000	6	16
1982	6	3	3	.500	26	25
1985	2	0	2	.000	4	7
1987	3	1	2	.333	12	20
1988	3	0	3	.000	10	21
1989	5	1	4	.200	13	21
1990	5	1	4	.200	12	29
1991	6	2	4	.333	19	16
1992	3	1	2	.333	7	10
1993	13	7	6	.538	49	48
1998	2	0	2	.000	4	10
2000	2	0	2	.000	5	10
2001	7	3	4	.429	12	21
2002	4	1	3	.250	7	13
2010	3	1	2	.333	7	12
2011	3	2	1	.667	9	4
TOTALS	95	29	66	.305	257	389



KINGS VS. OPPONENTS ALL-TIME IN PLAYOFFS

Opponent	Series	SW	SL	GP	W-L	GF	GA	Last MTG	RND	Result
Boston	2	0	2	13	5-8	38	56	1977	QF	L, 2-4
Calgary/Atlanta	6	4	2	26	13-13	105	112	1993	DSF	W, 4-2
Chicago	1	0	1	5	1-4	7	10	1974	QF	L, 1-4
Colorado	2	0	2	14	6-8	23	33	2002	CQF	L, 3-4
Dallas/Minnesota	1	0	1	7	3-4	21	26	1968	QF	L, 3-4
Detroit	2	1	1	10	4-6	21	32	2001	CQF	W, 4-2
Edmonton	7	2	5	36	12-24	127	154	1992	DSF	L, 2-4
Montreal	1	0	1	5	1-4	12	15	1993	F	L, 1-4
NY Islanders	1	0	1	4	1-3	10	21	1980	PRE	L, 1-3
NY Rangers	2	0	2	6	1-5	14	32	1981	PRE	L, 1-3
San Jose	1	0	1	6	2-4	20	20	2011	CQF	L, 2-4
St. Louis	2	0	2	8	0-8	13	32	1998	CQF	L, 0-4
Toronto	3	1	2	12	5-7	31	41	1993	CF	W, 4-3
Vancouver	4	2	2	23	11-12	84	85	2010	CQF	L, 2-4
Oakland	1	1	0	7	4-3	23	25	1969	QF	W, 4-3
TOTALS	36	11	25	182	69-113	549	694			

KINGS ALL-TIME PLAYOFF COACHING RECORDS

Coch	Games	W-L	Percent	Playoff Years
Tom Webster	28	12-16	.429	(1990, 1991, 1992)
Bob Pulford	26	11-15	.423	(1974, 1975, 1976, 1977)
Barry Melrose	24	13-11	.542	(1993)
Andy Murray	24	10-14	.417	(2000, 2001, 2002)
Red Kelly	18	7-11	.389	(1968, 1969)
Robbie Ftorek	16	5-11	.313	1988, 1989)
Terry Murray	12	4-8	.333	(2010, 2011)
Don Perry	10	4-6	.400	(1982)
Bob Berry	10	2-8	.200	(1979, 1980, 1981)
Mike Murphy	5	1-4	.200	(1987)
Larry Robinson	4	0-4	.000	(1998)
Pat Quinn	3	0-3	.000	(1985)
Ron Stewart	2	0-2	.000	(1978)

KINGS VS. OPPONENTS ALL-TIME IN HOME PLAYOFF GAMES

Opponent	GP	W	L	PCT.	GF	GA
Boston	6	3	3	.500	26	25
Calgary/Atlanta	13	9	4	.692	56	44
Chicago	2	1	1	.500	5	2
Colorado	6	3	3	.500	10	10
Dallas/Minnesota	4	3	1	.750	11	12
Detroit	5	3	2	.600	10	11
Edmonton	17	7	10	.412	69	68
Montreal	2	0	2	.000	5	7
NY Islanders	2	0	2	.000	3	10
NY Rangers	3	1	2	.333	7	9
San Jose	3	0	3	.000	11	16
St. Louis	4	0	4	.000	7	15
Toronto	6	3	3	.500	15	18
Vancouver	11	5	6	.455	47	48
Oakland	3	2	1	.666	10	10
TOTALS	87	40	47	.460	292	305

KINGS VS. OPPONENTS ALL-TIME IN ROAD PLAYOFF GAMES

Opponent	GP	W	L	PCT.	GF	GA
Boston	7	2	5	.286	12	31
Calgary/Atlanta	13	4	9	.308	49	68
Chicago	3	0	3	.000	2	8
Colorado	8	3	5	.375	13	23
Dallas/Minnesota	3	0	3	.000	10	14
Detroit	5	1	4	.200	11	21
Edmonton	19	5	14	.263	58	86
Montreal	3	1	2	.333	7	8
NY Islanders	2	1	1	.500	7	11
NY Rangers	3	0	3	.000	7	23
San Jose	3	2	1	.667	9	4
St. Louis	4	0	4	.000	6	17
Toronto	6	2	4	.333	16	23
Vancouver	12	6	6	.500	37	37
Oakland	4	2	2	.500	13	15
TOTALS	95	29	66	.305	257	389

KINGS ALL-TIME PLAYOFF HISTORY

1968

QUARTERFINALS (Best-of-seven)

April 4	KINGS 2	vs.	Minnesota	1	1-0
April 6	KINGS 2	vs.	Minnesota	0	2-0
April 9	Kings 5	at	Minnesota	7	2-1
April 11	Kings 2	at	Minnesota	3	2-2
April 13	KINGS 3	vs.	Minnesota	2	3-2
April 16	Kings 3	at	Minnesota	4 (OT)	3-3
April 18	Kings 4	vs.	Minnesota	9	3-4

1969

QUARTERFINALS (Best-of-seven)

April 2	KINGS 5	at	Oakland	4 (OT)	1-0
April 3	Kings 2	at	Oakland	4	1-1
April 5	Kings 2	vs.	Oakland	5	1-2
April 6	KINGS 4	vs.	Oakland	2	2-2
April 9	Kings 1	at	Oakland	4	2-3
April 10	KINGS 4	vs.	Oakland	3	3-3
April 13	KINGS 5	at	Oakland	3	4-3

SEMIFINALS (Best-of-seven)

April 15	Kings 0	at	St. Louis	4	0-1
April 17	Kings 2	at	St. Louis	3	0-2
April 19	Kings 2	vs.	St. Louis	5	0-3
April 20	Kings 1	vs.	St. Louis	4	0-4

1974

QUARTERFINALS (Best-of-seven)

April 10	Kings 1	at	Chicago	3	0-1
April 11	Kings 1	at	Chicago	4	0-2
April 13	Kings 0	vs.	Chicago	1	0-3
April 14	KINGS 5	vs.	Chicago	1	1-3
April 16	Kings 0	at	Chicago	1	1-4

1975

Preliminary Round (Best-of-three)

April 8	KINGS 3	vs.	Toronto	2 (OT)	1-0
April 10	Kings 2	at	Toronto	3 (OT)	1-1
April 11	Kings 1	vs.	Toronto	2	1-2

1976

Preliminary Round (Best-of-three)

April 6	KINGS 2	vs.	Atlanta	1	1-0
April 8	KINGS 1	at	Atlanta	0	2-0

QUARTERFINALS (Best-of-seven)

April 11	Kings 0	at	Boston	4	0-1
April 13	KINGS 3	at	Boston	2 (OT)	1-1
April 15	KINGS 6	vs.	Boston	4	2-1
April 17	Kings 0	vs.	Boston	3	2-2
April 20	Kings 1	at	Boston	7	2-3
April 22	KINGS 4	vs.	Boston	3 (OT)	3-3
April 25	Kings 0	at	Boston	3	3-4

1977

Preliminary Round (Best-of-three)

April 5	KINGS 5	vs.	Atlanta	2	1-0
April 7	Kings 2	at	Atlanta	3	1-1
April 9	KINGS 4	vs.	Atlanta	2	2-1

QUARTERFINALS (Best-of-seven)

April 11	Kings 3	at	Boston	8	0-1
April 13	Kings 2	at	Boston	6	0-2
April 15	Kings 6	vs.	Boston	7	0-3
April 17	KINGS 7	vs.	Boston	4	1-3
April 19	KINGS 3	at	Boston	1	2-3
April 21	Kings 3	vs.	Boston	4	2-4

1978

Preliminary Round (Best-of-three)

April 11	Kings 3	at	Toronto	7	0-1
April 13	Kings 0	vs.	Toronto	4	0-2

1979

Preliminary Round (Best-of-three)

April 10	Kings 1	at	NY Rangers	7	0-1
April 12	Kings 1	vs.	NY Rangers	2 (OT)	0-2

1980

Preliminary Round (Best-of-five)

April 8	Kings 1	at	NY Islanders	8	0-1
April 9	KINGS 6	at	NY Islanders	3	1-1
April 11	Kings 3	vs.	NY Islanders	4 (OT)	1-2
April 12	Kings 0	vs.	NY Islanders	6	1-3

1981

Preliminary Round (Best-of-five)

April 8	Kings 1	vs.	NY Rangers	3	0-1
April 9	KINGS 5	vs.	NY Rangers	4	1-1
April 11	Kings 3	at	NY Rangers	10	1-2
April 12	Kings 3	at	NY Rangers	6	1-3

1982

DIVISION SEMIFINALS (Best-of-five)

April 7	KINGS 10	at	Edmonton	8	1-0
April 8	Kings 2	at	Edmonton	3 (OT)	1-1
April 10	KINGS 6	vs.	Edmonton	5 (OT)	2-1
April 12	Kings 2	vs.	Edmonton	3	2-2
April 13	KINGS 7	at	Edmonton	4	3-2

DIVISION FINALS (Best-of-seven)

April 15	Kings 2	at	Vancouver	3	0-1
April 16	KINGS 3	at	Vancouver	2 (OT)	1-1
April 18	Kings 3	vs.	Vancouver	4 (OT)	1-2
April 19	Kings 4	vs.	Vancouver	5	1-3
April 21	Kings 2	at	Vancouver	5	1-4

1985

DIVISION SEMIFINALS (Best-of-five)

April 10	Kings 2	at	Edmonton	3 (OT)	0-1
April 11	Kings 2	at	Edmonton	4	0-2
April 13	Kings 3	vs.	Edmonton	4 (OT)	0-3

1987

DIVISION SEMIFINALS (Best-of-seven)

April 8	KINGS 5	at	Edmonton	2	1-0
April 9	Kings 3	at	Edmonton	13	1-1
April 11	Kings 5	vs.	Edmonton	6	1-2
April 12	Kings 3	vs.	Edmonton	6	1-3
April 14	Kings 4	at	Edmonton	5	1-4

1988

DIVISION SEMIFINALS (Best-of-seven)

April 6	Kings 2	at	Calgary	9	0-1
April 7	Kings 4	at	Calgary	6	0-2
April 9	KINGS 5	vs.	Calgary	2	1-2
April 10	Kings 3	vs.	Calgary	7	1-3
April 12	Kings 4	at	Calgary	6	1-4

KINGS ALL-TIME PLAYOFF HISTORY

1989

DIVISION SEMIFINALS (Best-of-seven)

April 5	Kings 3	vs.	Edmonton	4	0-1
April 6	KINGS 5	vs.	Edmonton	2	1-1
April 8	Kings 0	at	Edmonton	4	1-2
April 9	Kings 3	at	Edmonton	4	1-3
April 11	KINGS 4	vs.	Edmonton	2	2-3
April 13	KINGS 4	at	Edmonton	1	3-3
April 15	KINGS 6	vs.	Edmonton	3	4-3

DIVISION FINALS (Best-of-seven)

April 18	Kings 3	at	Calgary	4 (OT)	0-1
April 20	Kings 3	at	Calgary	8	0-2
April 22	Kings 2	vs.	Calgary	5	0-3
April 24	Kings 3	vs.	Calgary	5	0-4

1990

DIVISION SEMIFINALS (Best-of-seven)

April 4	KINGS 5	at	Calgary	3	1-0
April 6	Kings 5	at	Calgary	8	1-1
April 8	KINGS 2	vs.	Calgary	1 (OT)	2-1
April 10	KINGS 12	vs.	Calgary	4	3-1
April 12	Kings 1	at	Calgary	5	3-2
April 14	KINGS 4	vs.	Calgary	3 (2OT)	4-2

DIVISION FINALS (Best-of-seven)

April 18	Kings 0	at	Edmonton	7	0-1
April 20	Kings 1	at	Edmonton	6	0-2
April 22	Kings 4	vs.	Edmonton	5	0-3
April 24	Kings 5	vs.	Edmonton	6 (OT)	0-4

1991

DIVISION SEMIFINALS (Best-of-seven)

April 4	Kings 5	vs.	Vancouver	6	0-1
April 6	KINGS 3	vs.	Vancouver	2 (OT)	1-1
April 8	Kings 1	at	Vancouver	2 (OT)	1-2
April 10	KINGS 6	at	Vancouver	1	2-2
April 12	KINGS 7	vs.	Vancouver	4	3-2
April 14	KINGS 4	at	Vancouver	1	4-2

DIVISION FINALS (Best-of-seven)

April 18	KINGS 4	vs.	Edmonton	3 (OT)	1-0
April 20	Kings 3	vs.	Edmonton	4 (2OT)	1-1
April 22	Kings 3	at	Edmonton	4 (2OT)	1-2
April 24	Kings 2	at	Edmonton	4	1-3
April 26	KINGS 5	vs.	Edmonton	2	2-3
April 28	Kings 3	at	Edmonton	4 (OT)	2-4

1992

DIVISION SEMIFINALS (Best-of-seven)

April 18	Kings 1	vs.	Edmonton	3	0-1
April 20	KINGS 8	vs.	Edmonton	5	1-1
April 22	Kings 3	at	Edmonton	4	1-2
April 24	KINGS 4	at	Edmonton	3	2-2
April 26	Kings 2	vs.	Edmonton	5	2-3
April 28	Kings 0	at	Edmonton	3	2-4

1993

DIVISION SEMIFINALS (Best-of-seven)

April 18	KINGS 6	at	Calgary	3	1-0
April 21	Kings 4	at	Calgary	9	1-1
April 23	Kings 2	vs.	Calgary	5	1-2
April 25	KINGS 3	vs.	Calgary	1	2-2
April 27	KINGS 9	at	Calgary	4	3-2
April 29	KINGS 9	vs.	Calgary	6	4-2

DIVISION FINALS (Best-of-seven)

May 2	Kings 2	at	Vancouver	5	0-1
May 5	KINGS 6	at	Vancouver	3	1-1
May 7	KINGS 7	vs.	Vancouver	4	2-1
May 9	Kings 2	vs.	Vancouver	7	2-2
May 11	KINGS 4	at	Vancouver	3 (2OT)	3-2
May 13	KINGS 5	vs.	Vancouver	3	4-2

CONFERENCE FINALS (Best-of-seven)

May 17	Kings 1	at	Toronto	4	0-1
May 19	KINGS 3	at	Toronto	2	1-1
May 21	KINGS 4	vs.	Toronto	2	2-1
May 23	Kings 2	vs.	Toronto	4	2-2
May 25	Kings 2	at	Toronto	3 (OT)	2-3
May 27	KINGS 5	vs.	Toronto	4 (OT)	3-3
May 29	KINGS 5	at	Toronto	4	4-3

STANLEY CUP FINALS (Best-of-seven)

June 1	KINGS 4	at	Montreal	1	1-0
June 3	Kings 2	at	Montreal	3 (OT)	1-1
June 5	Kings 3	vs.	Montreal	4 (OT)	1-2
June 7	Kings 2	vs.	Montreal	3 (OT)	1-3
June 9	Kings 1	at	Montreal	4	1-4

1998

CONFERENCE QUARTERFINALS (Best-of-seven)

April 23	Kings 3	at	St. Louis	8	0-1
April 25	Kings 1	at	St. Louis	2	0-2
April 27	Kings 3	vs.	St. Louis	4	0-3
April 30	Kings 1	vs.	St. Louis	2	0-4

2000

CONFERENCE QUARTERFINALS (Best-of-seven)

April 13	Kings 0	at	Detroit	2	0-1
April 15	Kings 5	at	Detroit	8	0-2
April 17	Kings 1	vs.	Detroit	2	0-3
April 19	Kings 0	vs.	Detroit	3	0-4

2001

CONFERENCE QUARTERFINALS (Best-of-seven)

April 11	Kings 3	at	Detroit	5	0-1
April 14	Kings 0	at	Detroit	4	0-2
April 15	KINGS 2	vs.	Detroit	1	1-2
April 18	KINGS 4	vs.	Detroit	3 (OT)	2-2
April 21	KINGS 3	at	Detroit	2	3-2
April 23	KINGS 3	vs.	Detroit	2 (OT)	4-2

CONFERENCE SEMIFINALS (Best-of-seven)

April 26	KINGS 4	at	Colorado	3 (OT)	1-0
April 28	Kings 0	at	Colorado	2	1-1
April 30	Kings 3	vs.	Colorado	4	1-2
May 2	Kings 0	vs.	Colorado	3	1-3
May 4	KINGS 1	at	Colorado	0	2-3
May 6	KINGS 1	vs.	Colorado	0 (2OT)	3-3
May 9	Kings 1	at	Colorado	5	3-4

2002

CONFERENCE QUARTERFINALS (Best-of-seven)

April 18	Kings 3	at	Colorado	4	0-1
April 20	Kings 3	at	Colorado	5	0-2
April 22	KINGS 3	vs.	Colorado	1	1-2
April 23	Kings 0	vs.	Colorado	1	1-3
April 25	KINGS 1	at	Colorado	0 (OT)	2-3
April 27	KINGS 3	vs.	Colorado	1	3-3
April 29	Kings 0	at	Colorado	4	3-4

2010

CONFERENCE QUARTERFINALS (Best-of-seven)

KINGS SCENARIOS

GAME #	RECORD	IF WIN, HAVE WON SERIES...	IF LOSE, HAVE WON SERIES...
1	12-24	6 of 12 Times	5 of 24 Times
2	13-23	7 of 13 Times	4 of 23 Times
3	10-23	6 of 10 Times	4 of 23 Times
4	8-22	5 of 8 Times	4 of 22 Times
5	12-11	6 of 12 Times	3 of 11 Times
6	11-6	8 of 11 Times	0 of 6 Times
7	3-4	3 of 3 Times	0 of 4 Times

WHEN THE KINGS...

Lead Series 1-0
Lead Series 2-0
Lead Series 2-1
Lead Series 3-0
Lead Series 3-1
Lead Series 3-2
Trail Series 0-1
Trail Series 0-2
Trail Series 1-2
Trail Series 0-3
Trail Series 1-3
Trail Series 2-3
Tied In Series 1-1
Tied In Series 2-2
Tied In Series 3-3

SERIES RECORD...

6-6
0-1
4-3
0-0
1-0
5-1
5-19
1-10
5-11
0-7
1-10
3-7
9-12
7-4
3-4

THE KINGS HAVE...

Won Series 2-0: 1 Time
Won Series 2-1: 1 Time
Won Series 3-0: Never
Won Series 3-1: Never
Won Series 3-2: 1 Time
Won Series 4-0: Never
Won Series 4-1: Never
Won Series 4-2: 5 Times
Won Series 4-3: 3 Times
Lost Series 0-2: 2 Times
Lost Series 1-2: 1 Time
Lost Series 0-3: 1 Time
Lost Series 1-3: 2 Times
Lost Series 2-3: Never
Lost Series 0-4: 5 Times
Lost Series 1-4: 5 Times
Lost Series 2-4: 5 Times
Lost Series 3-4: 4 Times

IN THE BEST OF A...

	SERIES W	SERIES L	HOME-ICE Advantage	SERIES W	SERIES L
3-Game Series	2	3	Kings With Home-Ice Adv.	4	5
5-Game Series	1	3	Opponent With		
7-Game Series	8	19	Home-Ice Adv.	7	20
TOTALS	11	25	TOTALS	11	25

KINGS BEST OF SEVEN SCENARIOS

(NOTE THE KINGS HAVE PLAYED FIVE BEST-OF-THREE GAME SERIES AND FOUR BEST-OF-FIVE GAME SERIES)

ALL-TIME RECORD IN BEST-OF-SEVEN SERIES	8-19
ALL-TIME SERIES RECORD WHEN HAVING HOME ICE ADVANTAGE	2-3
Last Time had home ice: 1992 vs. Edmonton, lost series 4-2	
ALL-TIME SERIES RECORD WHEN OPPONENT HAS HOME ICE ADVANTAGE	6-16
Note: The Kings have started their last 11 series on the road.	
KINGS SERIES RECORD WHEN WINNING GAME ONE	3-5
KINGS SERIES RECORD WHEN LOSING GAME ONE	5-14
KINGS RECORD WHEN UP 2-0 IN A SERIES	0-1
KINGS RECORD WHEN DOWN 2-0 IN A SERIES	1-9
KINGS RECORD WHEN UP 3-1 IN A SERIES	1-0
KINGS RECORD WHEN DOWN 3-1 IN A SERIES	1-10
KINGS SERIES RECORD WHEN WINNING GAME SIX	8-3
KINGS SERIES RECORD WHEN LOSING GAME SIX	0-6
KINGS RECORD IN GAME SEVENS	3-4
Last time Game Seven at home: 1989 vs. Edmonton, won 6-3	
Last time Game Seven on the road: 2002 at Colorado, lost 4-0	
KINGS RECORD WHEN FACING ELIMINATION	14-20
KINGS RECORD WHEN FACING CLINCHING A SERIES	8-6
Note: Game Sevens counted both as facing elimination & facing clinching series.	

KINGS ALL-TIME PLAYOFF SCORING

PLAYER	POS	GP	G	A	PTS	PIM	PPG	SHG	PLAYER	POS	GP	G	A	PTS	PIM	PPG	SHG
1 Gretzky, Wayne	C	60	29	65	94	8	8	2	67 Smith, Doug	C	13	4	2	6	15	1	0
2 Robitaille, Luc	LW	94	41	48	89	126	14	0	68 Allison, Jason	C	7	3	3	6	4	0	0
3 Taylor, Dave	RW	92	26	33	59	149	10	2	69 Simmonds, Wayne	RW	12	3	3	6	29	0	0
4 Sandstrom, Tomas	RW	50	17	28	45	53	5	0	70 Lemieux, Real	LW	18	2	4	6	10	1	0
5 Dionne, Marcel	C	43	20	23	43	15	10	0	71 Hopkins, Dean	RW	18	1	5	6	29	0	0
6 Duchesne, Steve	D	43	13	26	39	44	6	0	72 Venasky, Vic	C	21	1	5	6	12	1	0
7 Nicholls, Bernie	C	34	16	21	37	61	5	0	73 Bozek, Steve	LW	10	4	1	5	6	2	0
8 Granato, Tony	LW	52	13	24	37	100	3	1	74 Clifford, Kyle	LW	6	3	2	5	7	0	0
9 Murphy, Mike	RW	45	11	20	31	48	4	1	75 Williams, Dave	LW	8	3	2	5	34	0	0
10 Blake, Rob	D	57	8	16	24	98	3	1	76 Williams, Justin	RW	9	3	2	5	4	1	0
11 Donnelly, Mike	LW	42	12	11	23	24	0	0	77 Croteau, Gary	LW	11	3	2	5	8	1	0
12 Elik, Todd	C	22	5	16	21	16	1	0	78 Johnson, Craig	LW	15	3	2	5	8	0	0
13 Carson, Jimmy	C	28	11	9	20	12	3	0	79 Kopitar, Anze	C	6	2	3	5	2	1	0
14 Kuri, Jari	RW	28	10	10	20	16	3	2	80 Labossiere, Gord	C	7	2	3	5	24	0	0
15 Palfy, Ziggy	RW	24	9	10	19	8	0	0	81 Carpenter, Bob	C	10	2	3	5	2	0	0
16 Goring, Butch	C	30	9	9	18	6	4	0	82 Corrigan, Mike	C	15	2	3	5	20	0	0
17 Kasper, Steve	C	31	6	12	18	20	0	1	83 Emerson, Nelson	RW	19	2	3	5	6	0	0
18 McSorley, Marty	D	63	6	11	17	190	3	0	84 Laperriere, Ian	RW/C	28	2	3	5	29	0	0
19 Williams, Tommy	LW	29	8	7	15	4	2	0	85 Miller, Jay	LW	34	2	3	5	102	0	0
20 Hardy, Mark	D	41	5	10	15	64	1	0	86 Belanger, Eric	C	20	1	4	5	6	0	0
21 Stumpel, Jozef	C	21	4	11	15	20	2	0	87 Rolfe, Dale	D	17	0	5	5	22	0	0
22 Simmer, Charlie	LW	15	7	7	14	24	3	0	88 McIntyre, John	C	18	0	5	5	36	0	0
23 Rychel, Warren	LW	23	6	7	13	39	0	0	89 Kennedy, Dean	D	20	0	5	5	28	0	0
24 Evans, Daryl	RW	11	5	8	13	12	1	0	90 Modin, Fredrik	LW	6	3	1	4	2	2	0
25 Murphy, Larry	D	14	5	8	13	14	2	0	91 Nevin, Bob	RW	17	3	1	4	6	0	0
26 Doughty, Drew	D	12	5	7	12	12	3	0	92 Bourne, Bob	C	10	2	2	4	0	0	0
27 MacDonald, Lowell	LW	14	5	7	12	2	1	0	93 Shuchuk, Gary	RW	17	2	2	4	12	0	0
28 Fox, Jim	RW	22	4	8	12	0	1	0	94 Frolov, Alexander	LW	6	1	3	4	0	0	0
29 Zhitnik, Alexei	D	24	3	9	12	26	2	0	95 Lewis, Trevor	C	6	1	3	4	2	1	0
30 Murdoch, Bob	D	28	2	10	12	40	1	0	96 Stoll, Jarret	C	11	1	3	4	4	1	0
31 Johnson, Jack	D	12	1	11	12	6	1	0	97 Hughes, Brent	D	18	1	3	4	47	0	0
32 Kontos, Chris	RW	20	11	0	11	12	7	0	98 Fernton, Paul	LW	5	2	1	3	2	1	0
33 Joyal, Eddie	C	18	7	4	11	2	4	0	99 Campbell, Bryan	C	6	2	1	3	0	0	1
34 Sydor, Darryl	D	24	3	8	11	16	2	0	100 Harris, Billy	RW	8	2	1	3	2	0	0
35 Wells, Jay	D	31	3	8	11	110	1	0	101 Wiemer, Jim	D	10	2	1	3	19	0	0
36 Irvine, Ted	LW	17	6	4	10	9	1	0	102 O'Donnell, Sean	D	14	2	1	3	44	0	0
37 Conacher, Pat	C	24	6	4	10	6	0	0	103 Perreault, Yanic	C	4	1	2	3	6	1	0
38 Deadmarsh, Adam	RW	17	4	6	10	6	0	0	104 Degray, Dale	D	8	1	2	3	12	1	0
39 Flett, Bill	LW	17	4	6	10	19	1	0	105 Palmer, Rob	D	8	1	2	3	6	0	0
40 Menard, Howie	C	18	3	7	10	36	1	0	106 Widling, Juha	C	8	1	2	3	2	0	0
41 Robinson, Larry	D	24	3	7	10	25	0	0	107 Inglis, Billy	C	11	1	2	3	4	0	0
42 Schneider, Mathieu	D	20	0	10	10	28	0	0	108 Amadio, Dave	D	16	1	2	3	18	0	0
43 Murray, Glen	RW	21	6	3	9	12	1	0	109 Modry, Jaroslav	D	19	1	2	3	6	1	0
44 White, Bill	D	18	3	6	9	12	0	0	110 Berg, Aki	D	6	0	3	3	2	0	0
45 Tonelli, John	LW	28	3	6	9	26	1	0	111 Chartraw, Rick	D	14	0	3	3	21	0	0
46 Krushelnyski, Mike	C	21	2	7	9	16	1	0	112 Wall, Bob	D	15	0	3	3	0	0	0
47 Kozak, Don	RW	26	6	2	8	69	1	0	113 Korab, Jerry	D	17	0	3	3	70	0	0
48 Carr, Gene	C	17	4	4	8	45	1	0	114 Brown, Larry	D	24	0	3	3	10	0	0
49 Kudelski, Bob	RW	22	4	4	8	4	0	0	115 Watters, Tim	D	50	0	3	3	62	0	0
50 Smolinski, Bryan	C	24	3	5	8	18	1	0	116 Hughes, Howie	RW	14	2	0	2	2	1	0
51 Berry, Bob	LW	26	2	6	8	6	0	0	117 Allison, Mike	C	16	2	0	2	28	0	1
52 Hutchison, Dave	D	20	1	7	8	68	0	0	118 Erickson, Bryan	RW	3	1	1	2	0	0	0
53 Coffey, Paul	D	6	4	3	7	2	3	0	119 Apps Jr., Syl	C	4	1	1	2	0	1	0
54 Robinson, Doug	LW	7	4	3	7	0	0	0	120 Carlson, Steve	C	4	1	1	2	7	0	0
55 Handzus, Michal	C	12	4	3	7	4	3	0	121 Edestrand, Darryl	D	4	1	1	2	10	0	0
56 Goldup, Glenn	LW	16	4	3	7	22	0	0	122 Penner, Dustin	LW	6	1	1	2	4	0	0
57 Sargent, Gary	D	11	3	4	7	6	2	0	123 Mitchell, Willie	D	6	1	1	2	4	0	0
58 Richardson, Brad	C	12	3	4	7	4	0	0	124 Eloranta, Mikko	LW	7	1	1	2	2	0	0
59 Smyth, Ryan	LW	12	3	4	7	6	0	0	125 St. Laurent, Andre	C	7	1	1	2	9	0	1
60 Bonar, Dan	C	14	3	4	7	22	0	1	126 Jones, Brad	LW	8	1	1	2	2	0	0
61 Brown, Dustin	RW	12	2	5	7	12	2	0	127 Schultz, Dave	LW	9	1	1	2	45	1	0
62 Laidlaw, Tom	D	21	2	5	7	12	0	0	128 Cahan, Larry	D	11	1	1	2	22	0	0
63 Huddy, Charlie	D	29	2	5	7	22	0	0	129 Chartrand, Brad	LW	11	1	1	2	8	0	0
64 Millen, Corey	C	29	2	5	7	18	0	0	130 Galley, Garry	D	11	1	1	2	4	0	0
65 Lewis, Dave	D	18	0	7	7	42	0	0	131 Kelly, John Paul	LW	18	1	1	2	41	1	0
66 Benning, Brian	D	19	0	7	7	12	0	0	132 St. Marseille, Frank	RW	26	1	1	2	2	0	0

KINGS ALL-TIME PLAYOFF SCORING

PLAYER	POS	GP	G	A	PTS	PIM	PPG	SHG	PLAYER	POS	GP	G	A	PTS	PIM	PPG	SHG
133 Buskas, Rod	D	2	0	2	2	22	0	0	199 Scott, Ron	G	1	0	0	0	0	0	0
134 Grant, Danny	RW	2	0	2	2	2	0	0	200 Selwood, Brad	D	1	0	0	0	0	0	0
135 Ruskowski, Terry	C	3	0	2	2	0	0	0	201 Simmons, Gary	G	1	0	0	0	0	0	0
136 Luce, Don	C	4	0	2	2	2	0	0	202 Thomson, Jim	RW	1	0	0	0	0	0	0
137 Westgarth, Kevin	C	6	0	2	2	14	0	0	203 Tredway, Brock*	RW	1	0	0	0	0	0	0
138 Gray, Terry	RW	7	0	2	2	10	0	0	204 Tuomainen, Marko	RW	1	0	0	0	0	0	0
139 Jensen, Steve	LW	10	0	2	2	9	0	0	205 Wilson, Murray	LW	1	0	0	0	0	0	0
140 Peters, Jimmy	C	11	0	2	2	2	0	0	206 Halward, Doug	D	2	0	0	0	14	0	0
141 Scuderi, Rob	D	12	0	2	2	6	0	0	207 Hampton, Rick	D	2	0	0	0	0	0	0
142 Sykes, Phil	LW	15	0	2	2	20	0	0	208 Harrold, Peter	D/F	2	0	0	0	0	0	0
143 Kannegiesser, Sheldon	D	17	0	2	2	8	0	0	209 Heaslip, Mark	RW	2	0	0	0	2	0	0
144 Boucher, Philippe	D	18	0	2	2	4	0	0	210 Holt, Randy	D	2	0	0	0	4	0	0
145 Lessard, Mario	G	20	0	2	2	4	0	0	211 Howse, Don	LW	2	0	0	0	0	0	0
146 Wilson, Bert	LW	20	0	2	2	42	0	0	212 Lesuk, Bill	LW	2	0	0	0	4	0	0
147 Komadoski, Neil	D	23	0	2	2	47	0	0	213 Liba, Igor	RW	2	0	0	0	2	0	0
148 Norstrom, Mattias	D	28	0	2	2	30	0	0	214 Monahan, Hartland	RW	2	0	0	0	0	0	0
149 Stenkowski, Pete	C	2	1	0	1	2	0	0	215 Paterson, Joe	LW	2	0	0	0	0	0	0
150 Popiel, Poul	D	3	1	0	1	4	0	0	216 Zmolek, Doug	D	2	0	0	0	2	0	0
151 Redmond, Craig	D	3	1	0	1	2	0	0	217 Bednar, Jaroslav	LW	3	0	0	0	0	0	0
152 Terrion, Greg	C	3	1	0	1	4	1	0	218 Blake, Jason	C	3	0	0	0	0	0	0
153 Ponikarovskiy, Alexei	LW	4	1	0	1	0	0	0	219 Edwards, Gary	G	3	0	0	0	0	0	0
154 Krake, Skip	C	6	1	0	1	15	0	0	220 Engblom, Brian	D	3	0	0	0	2	0	0
155 Crowder, Keith	RW	7	1	0	1	9	0	0	221 Gosselin, Mario	G	3	0	0	0	0	0	0
156 Thomas, Scott	LW	12	1	0	1	4	1	0	222 Hakansson, Anders	LW	3	0	0	0	0	0	0
157 Karalahti, Jere	D	17	1	0	1	20	0	0	223 Janecyk, Bob	G	3	0	0	0	0	0	0
158 Buchberger, Kelly	LW	19	1	0	1	13	0	0	224 Keans, Doug	G	3	0	0	0	0	0	0
159 Corbett, Mike*	RW	2	0	1	1	2	0	0	225 Lukowich, Morris	LW	3	0	0	0	8	0	0
160 Crossman, Doug	D	2	0	1	1	2	0	0	226 Playfair, Larry	D	3	0	0	0	14	0	0
161 Miller, Bob	C	2	0	1	1	0	0	0	227 Shutt, Steve	LW	3	0	0	0	4	0	0
162 Sinisalo, Ilkka	LW	2	0	1	1	0	0	0	228 Anderson, Ron	RW	4	0	0	0	2	0	0
163 Vopat, Jan	D	2	0	1	1	2	0	0	229 Bjurgstad, Scott	LW	4	0	0	0	2	0	0
164 Ferraro, Ray	C	3	0	1	1	2	0	0	230 Clune, Rich	LW	4	0	0	0	5	0	0
165 Karjalainen, Kyosti	RW	3	0	1	1	2	0	0	231 Corkum, Bob	C	4	0	0	0	0	0	0
166 Laughlin, Craig	RW	3	0	1	1	2	0	0	232 Courtnall, Russ	RW	4	0	0	0	2	0	0
167 MacLellan, Brian	LW	3	0	1	1	0	0	0	233 Heinze, Steve	RW	4	0	0	0	2	0	0
168 McKenna, Steve	LW	3	0	1	1	8	0	0	234 Johnson, Matt	LW	4	0	0	0	6	0	0
169 Ronning, Cliff	C	4	0	1	1	2	0	0	235 Jones, Randy	D	4	0	0	0	2	0	0
170 Tsyplakov, Vladimir	RW	4	0	1	1	8	0	0	236 LaFayette, Nathan	C	4	0	0	0	2	0	0
171 Long, Barry	D	5	0	1	1	18	0	0	237 Manery, Randy	D	4	0	0	0	8	0	0
172 McKenna, Sean	RW	5	0	1	1	0	0	0	238 Prajsler, Petr	D	4	0	0	0	0	0	0
173 Rota, Randy	LW	5	0	1	1	0	0	0	239 Stauber, Robb	G	4	0	0	0	0	0	0
174 Guay, Paul	RW	6	0	1	1	8	0	0	240 Thompson, Brent	D	4	0	0	0	4	0	0
175 Martinez, Alec	D	6	0	1	1	2	0	0	241 Bylsma, Dan	LW	5	0	0	0	0	0	0
176 Desjardins, Gerry	G	9	0	1	1	0	0	0	242 Grimson, Stu	LW	5	0	0	0	4	0	0
177 Baumgartner, Ken	LW	10	0	1	1	36	0	0	243 Hammond, Ken	D	5	0	0	0	8	0	0
178 Halkidis, Bob	D	11	0	1	1	8	0	0	244 Ledyard, Grant	D	5	0	0	0	10	0	0
179 Greene, Matt	D	12	0	1	1	14	0	0	245 Sawchuk, Terry	G	5	0	0	0	0	0	0
180 Visnovsky, Lubomir	D	12	0	1	1	0	0	0	246 Storr, Jamie	G	5	0	0	0	0	0	0
181 Miller, Aaron	D	20	0	1	1	6	0	0	247 Ahola, Peter	D	6	0	0	0	2	0	0
182 Hrudefy, Kelly	G	57	0	1	1	4	0	0	248 Halpern, Jeff	C	6	0	0	0	4	0	0
183 Clippingdale, Steve	LW	1	0	0	0	0	0	0	249 Lilja, Andreas	D	6	0	0	0	6	0	0
184 Eliot, Darren	G	1	0	0	0	0	0	0	250 Melanson, Roland	G	6	0	0	0	4	0	0
185 English, John	D	1	0	0	0	0	0	0	251 Parse, Scott	LW	6	0	0	0	0	0	0
186 Ersberg, Erik	G	1	0	0	0	0	0	0	252 Fiset, Stephane	G	7	0	0	0	0	0	0
187 Germain, Eric	D	1	0	0	0	4	0	0	253 Healy, Glenn	G	7	0	0	0	6	0	0
188 Gibbs, Barry	D	1	0	0	0	0	0	0	254 Smith, Brian	LW	7	0	0	0	0	0	0
189 Ivanans, Raitis	LW	1	0	0	0	0	0	0	255 Harper, Terry	D	8	0	0	0	18	0	0
190 Lemieux, Jacques	D	1	0	0	0	0	0	0	256 Maloney, Dan	LW	8	0	0	0	4	0	0
191 Loach, Lonnie	LW	1	0	0	0	0	0	0	257 Rutledge, Wayne	G	8	0	0	0	4	0	0
192 Makela, Mikko	RW	1	0	0	0	0	0	0	258 Kelly, Steve	C	9	0	0	0	2	0	0
193 Martin, Rick	LW	1	0	0	0	0	0	0	259 DeMarco, Ab	D	10	0	0	0	13	0	0
194 Moller, Oscar	RW	1	0	0	0	0	0	0	260 Quick, Jonathan	G	12	0	0	0	0	0	0
195 Mulhern, Richard	D	1	0	0	0	0	0	0	261 Duguay, Ron	RW	13	0	0	0	6	0	0
196 Phair, Lyle	LW	1	0	0	0	0	0	0	262 Potvin, Felix	G	20	0	0	0	0	0	0
197 Potvin, Marc	RW	1	0	0	0	0	0	0	263 Vachon, Rogie	G	25	0	0	0	2	0	0
198 Rutherford, Jim	G	1	0	0	0	0	0	0	*Apoeared only in Kinas postseason games								

*Appeared only in Kings postseason games

KINGS ALL-TIME PLAYOFF GOALTENDING

No.	GOALIE	GP	MIN	GA	SO	EN	SA	S%	GAA	W-L	G	A	PIM
1	Hrudefy, Kelly	57	3,519	207	0	4	1,773	.883	3.53	26-30	0	1	4
2	Vachon, Rogie	25	1,517	78	1	3	714	.891	3.09	9-16	0	0	2
3	Potvin, Felix	20	1,229	48	3	2	562	.915	2.34	10-10	0	0	0
4	Lessard, Mario	20	1,136	83	0	1	624	.867	4.38	6-12	0	2	4
5	Quick, Jonathan	12	740	41	1	2	410	.900	3.32	4-8	0	0	0
6	Desjardins, Gerry	9	431	28	0	0	201	.861	3.90	3-4	0	1	0
7	Rutledge, Wayne	8	378	20	0	1	188	.894	3.17	2-4	0	0	4
8	Healy, Glenn	7	335	26	0	1	186	.860	4.66	1-4	0	0	6
9	Fiset, Stephane	7	293	17	0	2	159	.893	3.48	0-5	0	0	0
10	Melanson, Roland	6	320	33	0	1	204	.838	6.19	1-5	0	0	4
11	Sawchuk, Terry	5	280	18	1	0	137	.869	3.86	2-3	0	0	0
12	Storr, Jamie	5	181	11	0	1	102	.892	3.65	0-3	0	0	0
13	Stauber, Robb	4	240	16	0	0	157	.898	4.00	3-1	0	0	0
14	Janecyk, Bob	3	184	10	0	1	100	.900	3.26	0-3	0	0	0
15	Edwards, Gary	3	180	10	0	0	93	.892	3.33	2-1	0	0	0
16	Keans, Doug	3	72	8	0	0	25	.680	6.67	0-2	0	0	0
17	Gosselin, Mario	3	62	3	0	1	22	.864	2.89	0-2	0	0	0
18	Eliot, Darren	1	40	7	0	0	29	.759	10.50	0-0	0	0	0
19	Scott, Ron	1	32	4	0	0	10	.600	7.50	0-0	0	0	0
20	Rutherford, Jim	1	20	2	0	0	8	.867	6.00	0-0	0	0	0
21	Simmons, Gary	1	20	1	0	0	7	.857	3.00	0-0	0	0	0
22	Ersberg, Erik	1	12	2	0	0	4	.500	9.23	0-0	0	0	0

KINGS ALL-TIME TOP FIVE IN PLAYOFFS

GAMES PLAYED			GOALS			ASSISTS		
No.	Player	Total	No.	Player	Total	No.	Player	Total
1	Luc Robitaille	94	1	Luc Robitaille	41	1	Wayne Gretzky	65
2	Dave Taylor	92	2	Wayne Gretzky	29	2	Luc Robitaille	48
3	Marty McSorley	63	3	Dave Taylor	26	3	Dave Taylor	33
4	Wayne Gretzky	60	4	Marcel Dionne	20	4	Tomas Sandstrom	28
5	Two Tied	57	5	Tomas Sandstrom	17	5	Steve Duchesne	26
POINTS			PENALTY MINUTES			PPG'S		
No.	Player	Total	No.	Player	Total	No.	Player	Total
1	Wayne Gretzky	94	1	Marty McSorley	190	1	Luc Robitaille	14
2	Luc Robitaille	89	2	Dave Taylor	149	2	Marcel Dionne	10
3	Dave Taylor	59	3	Luc Robitaille	126	3	Dave Taylor	10
4	Tomas Sandstrom	45	4	Jay Wells	110	4	Wayne Gretzky	8
5	Marcel Dionne	43	5	Jay Miller	102	5	Chris Kontos	7
SHG'S			PLUS/MINUS			GWG'S		
No.	Player	Total	No.	Player	Total	No.	Player	Total
1	Wayne Gretzky	2	1	Pat Conacher	8	1	Luc Robitaille	9
	Jari Kurri	2	2	Mike Donnelly	7	2	Wayne Gretzky	5
	Dave Taylor	2		Charlie Huddy	7	3	Butch Goring	4
4	Several Tied	1		Larry Robinson	7	4	Tony Granato	3
			5	Aaron Miller	5	5	Five Tied	2
DEFENSEMAN GP			DEFENSEMAN GOALS			DEFENSEMAN ASSISTS		
No.	Player	Total	No.	Player	Total	No.	Player	Total
1	Marty McSorley	63	1	Steve Duchesne	13	1	Steve Duchesne	26
2	Rob Blake	57	2	Rob Blake	8	2	Rob Blake	16
3	Tim Watters	50	3	Marty McSorley	6	3	Jack Johnson	11
4	Steve Duchesne	43	4	Three Tied	5		Marty McSorley	11
5	Mark Hardy	41				5	Three Tied	10
DEFENSEMEN PTS			DEFENSEMAN PIM			DEFENSEMEN PPG'S		
No.	Player	Total	No.	Player	Total	No.	Player	Total
1	Steve Duchesne	39	1	Marty McSorley	190	1	Steve Duchesne	6
2	Rob Blake	24	2	Jay Wells	110	2	Rob Blake	3
3	Marty McSorley	17	3	Rob Blake	98		Paul Coffey	3
4	Mark Hardy	15	4	Jerry Korab	70		Drew Doughty	3
5	Larry Murphy	13	5	Dave Hutchison	68		Marty McSorley	3
DEFENSEMEN SHG'S			DEFENSEMAN +/-			DEFENSEMAN GWG'S		
No.	Player	Total	No.	Player	Total	No.	Player	Total
1	Rob Bake	1	1	Charlie Huddy	7	1	Nine Tied	1
				Larry Robinson	7			
				Aaron Miller	5			
				Peter Ahola	4			
				Darryl Sydor	4			
GOALIE GP			GOALIE WINS			GOALIE SHUTOUTS		
No.	Player	Total	No.	Player	Total	No.	Player	Total
1	Kelly Hrudey	57	1	Kelly Hrudey	26	1	Felix Potvin	3
2	Rogie Vachon	25	2	Felix Potvin	10	2	Jonathan Quick	1
3	Mario Lessard	20	3	Rogie Vachon	9		Terry Sawchuk	1
	Felix Potvin	20	4	Mario Lessard	6		Rogie Vachon	1
5	Jonathan Quick	12	5	Jonathan Quick	4			
GOALIE GAA*			GOALIE SAVE PCT**^					
No.	Player	Total	No.	Player	Total			
1	Felix Potvin	2.34	1	Felix Potvin	.915			
2	Rogie Vachon	3.09	2	Jonathan Quick	.900			
3	Wayne Rutledge	3.17	3	Wayne Rutledge	.894			
4	Jonathan Quick	3.32	4	Stephane Fiset	.893			
5	Stephane Fiset	3.48	5	Jamie Storr	.892			

*Minimum 5 games

^NHL started keeping Save Percentage in 1982-83

KINGS ALL-TIME PLAYOFF SEASON BESTS

GAMES PLAYED				GOALS				ASSISTS			
No.	Player	Total	Season	No.	Player	Total	Season	No.	Player	Total	Season
1	10 tied	24	1993	1	Wayne Gretzky	15	1993	1	Wayne Gretzky	25	1993
				2	Luc Robitaille	12	1991	2	Tomas Sandstrom	17	1993
				3	Jari Kurri	9	1993		Wayne Gretzky	17	1989
					Luc Robitaille	9	1993	4	Luc Robitaille	13	1993
					Chris Kontos	9	1989	5	Two Tied	11	
POINTS				PENALTY MINUTES				PPG'S			
No.	Player	Total	Season	No.	Player	Total	Season	No.	Player	Total	Season
1	Wayne Gretzky	40	1993	1	Jay Miller	63	1989	1	Chris Kontos	6	1989
2	Tomas Sandstrom	25	1993	2	Marty McSorley	60	1993	2	Luc Robitaille	5	1991
3	Luc Robitaille	22	1993	3	Marty McSorley	58	1991	3	Wayne Gretzky	4	1993
	Wayne Gretzky	22	1989	4	Tony Granato	50	1993		Luc Robitaille	4	1993
5	Two Tied	17		5	Rob Blake	46	1993		Marcel Dionne	4	1982
SHG'S				PLUS/MINUS				GWG'S			
No.	Player	Total	Season	No.	Player	Total	Season	No.	Player	Total	Season
1	Jari Kurri	2	1993	1	Charlie Huddy	9	1993	1	Wayne Gretzky	3	1993
2	Dave Taylor	2	1993	2	Pat Conacher	8	1993	2	Nine Tied	2	
3	10 Tied	1		3	Four Tied	7					
DEFENSEMAN GP				DEFENSEMAN GOALS				DEFENSEMAN ASSISTS			
No.	Player	Total	Season	No.	Player	Total	Season	No.	Player	Total	Season
1	Marty McSorley	24	1993	1	Rob Blake	4	1993	1	Mathieu Schneider	9	2001
	Darryl Sydor	24	1993		Marty McSorley	4	1993		Alexei Zhitnik	9	1993
	Alexei Zhitnik	24	1993		Paul Coffey	4	1992		Steve Duchesne	9	1990
4	Rob Blake	23	1993		Steve Duchesne	4	1991	4	Three Tied	8	
	Charlie Huddy	23	1993		Steve Duchesne	4	1989				
DEFENSEMEN PTS				DEFENSEMAN PIM				DEFENSEMEN PPG'S			
No.	Player	Total	Season	No.	Player	Total	Season	No.	Player	Total	Season
1	Alexei Zhitnik	12	1993	1	Marty McSorley	60	1993	1	Paul Coffey	3	1992
	Steve Duchesne	12	1991	2	Marty McSorley	58	1991	2	Six Tied	2	
3	Darryl Sydor	11	1993	3	Rob Blake	46	1993				
	Steve Duchesne	11	1990	4	Jay Wells	41	1982				
5	Three Tied	10		5	Brent Hughes	37	1969				
DEFENSEMEN SHG'S				DEFENSEMAN +/-				DEFENSEMEN GWG'S			
No.	Player	Total	Season	No.	Player	Total	Season	No.	Player	Total	Season
1	Rob Blake	1	1993	1	Charlie Huddy	9	1993	1	Nine Tied	1	
				2	Mark Hardy	7	1993				
					Steve Duchesne	7	1991				
					Larry Robinson	7	1991				
					Six Tied	4					
GOALIE GP				GOALIE WINS				GOALIE SHUTOUTS			
No.	Player	Total	Season	No.	Player	Total	Season	No.	Player	Total	Season
1	Kelly Hrudey	20	1993	1	Kelly Hrudey	10	1993	1	Felix Potvin	2	2001
2	Felix Potvin	13	2001	2	Felix Potvin	7	2001	2	Four Tied	1	
3	Kelly Hrudey	12	1991	3	Kelly Hrudey	6	1991				
4	Kelly Hrudey	10	1989	4	Five Tied	4					
	Mario Lessard	10	1982								
GOALIE GAA*				GOALIE SAVE PCT**							
No.	Player	Total	Season	No.	Player	Total	Season				
1	Rogie Vachon	1.75	1974	1	Rogie Vachon	.929	1974				
2	Felix Potvin	2.16	2002	2	Felix Potvin	.925	2002				
3	Rogie Vachon	2.33	1976	3	Jonathan Quick	.913	2011				
4	Felix Potvin	2.44	2001	4	Rogie Vachon	.912	1976				
5	Kelly Hrudey	2.78	1991	5	Felix Potvin	.909	2001				

*Minimum 4 games

KINGS ALL-TIME PLAYOFF HAT TRICKS

1974	1. Tommy Williams, 4/14/74 vs. CHI
1976	2. Marcel Dionne, 4/15/76 vs. BOS
1977	3. Butch Goring, 4/9/77 vs. ATL
1989	4. Chris Kontos, 4/6/89 vs. EDM
1990	5. Tony Granato, 4/10/90 vs. CGY
	6. Tomas Sandstrom, 4/10/90 vs. CGY
	7. Dave Taylor, 4/10/90 vs. CGY
1991	8. Luc Robitaille, 4/26/91 vs. EDM
1993	9. Wayne Gretzky, 5/29/93 at TOR

KINGS ALL-TIME PLAYOFF HAT TRICKS AGAINST

1969	1. Gordon "Red" Berenson, 4/15/69 at STL
1977	2. Bobby Schmautz, 4/11/77 at BOS
1978	3. George Ferguson, 4/11/78 at TOR
1980	4. Bryan Trottier, 4/8/80 at NYI
1987	5. Jari Kurri, 4/9/87 at EDM*
1988	6. Hakan Loob, 4/10/88 at CGY
1991	7. Geoff Courtnall, 4/4/91 vs. VAN
1992	8. Esa Tikkanen, 4/26/92 vs. EDM
1993	9. Wendel Clark, 5/27/93 vs. TOR
	10. Eric Desjardins, 6/3/93 at MTL

*Four-goal game

KINGS ALL-TIME PLAYOFF SHUTOUTS

1968	1. Terry Sawchuk, 4/6/68 (2-0 vs. MIN), 18 saves
1976	2. Rogie Vachon, 4/8/76 (1-0 at ATL), 27 saves
2001	3. Felix Potvin, 5/4/01 (1-0 at COL), 20 saves
	4. Felix Potvin, 5/6/01 (1-0 vs. COL 2OT), 33 saves
2002	5. Felix Potvin, 4/25/02 (1-0 at COL OT), 26 saves
2011	6. Jonathan Quick , 4/16/11 (4-0 at SJ), 34 saves

KINGS ALL-TIME PLAYOFF SHUTOUTS AGAINST

1969	1. Jacques Plante, 4/15/69 (0-4 at STL), 30 saves
1974	2. Tony Esposito, 4/13/74 (0-1 vs. CHI), 32 saves
	3. Tony Esposito, 4/16/74 (0-1 at CHI), 18 saves
1976	4. Gilles Gilbert, 4/11/76 (0-4 at BOS), 21 saves
	5. Gerry Cheevers, 4/17/76 (0-3 vs. BOS), 27 saves
	6. Gilles Gilbert, 4/25/76 (0-3 at BOS), 15 saves
1977	7. Mike Palmateer, 4/13/77 (0-4 vs. TOR), 21 saves
1980	8. Billy Smith, 4/12/80 (0-4 vs. NYI), 20 saves
1989	9. Grant Fuhr, 4/8/89 (0-4 at EDM), 26 saves
1990	10. Bill Ranford, 4/18/90 (0-7 at EDM), 25 saves
1992	11. Bill Ranford, 4/28/92 (0-3 at EDM), 26 saves
2000	12. Chris Osgood, 4/13/00 (0-3 at DET), 19 saves
	12. Chris Osgood, 4/19/00 (0-3 vs. DET), 25 saves
2001	14. Chris Osgood, 4/14/01 (0-4 at DET), 20 saves
	15. Patrick Roy, 4/28/01 (0-2 at COL), 20 saves
	16. Patrick Roy, 5/2/01 (0-3 at COL), 21 saves
2002	17. Patrick Roy, 4/23/02 (0-1 vs. COL), 32 saves
	18. Patrick Roy, 4/29/02 (0-4 at COL), 23 saves

KINGS ALL-TIME PLAYOFF PENALTY SHOTS - FOR

1991	Duchesne, 4/10/91 (vs. Kirk McLean at VAN), MADE
------	--

KINGS ALL-TIME PLAYOFF PENALTY SHOTS - AGAINST

1968	Wayne Connelly, 4/9/68 (vs. Sawchuk at MIN), MADE*
1990	Al MacInnis, 4/4/90 (vs. Hrudely at CGY), MADE

*First successful penalty shot in NHL postseason history (7th attempt).

ALL-TIME PLAYOFF GAME-WINNING GOALS SCORED BY KINGS

1968	White, MacDonald, Joyal
1969	Irvine, Cahan, Flett, MacDonald
1974	Widing
1975	M. Murphy
1976	Nevin, Berry, Goring (2), Kozak
1977	Goring (2), Dionne, Murdoch
1980	St. Laurent
1981	Hopkins
1982	Simmer, Evans, Nicholls, Bozek
1987	D. Williams
1988	L. Robitaille
1989	Kontos, L. Robitaille, Wiemer, Nicholls
1990	L. Robitaille, Granato (2), Krushelnyski
1991	Gretzky (2), B. Jones, Dave Taylor, L. Robitaille (2)
1992	Huddy, L. Robitaille
1993	McSorley, Rychel (2), L. Robitaille (2), Sandstrom (2), Granato, Gretzky (3), Shuchuk, Zhitnik
2001	Stumpel, E. Belanger, Deadmarsh (2), Modry, L. Robitaille, G. Murray
2002	J. Allison, C. Johnson, Chartrand
2010	Kopitar, Richardson
2011	Clifford, Jack Johnson

All-Time Leaders: L. Robitaille (9), Gretzky (5), Goring (4), Granato (3)

ALL-TIME PLAYOFF POWER PLAY GOALS SCORED BY KINGS (157)

L. Robitaille (14), Dionne (10), Dave Taylor (10), Gretzky (8), Kontos (7), Duchesne (6), Nicholls (5), Sandstrom (5), Goring (4), Joyal (4), M. Murphy (4), R. Blake (3), Carson (3), Coffey (3), **Doughty (3)**, Granato (3), Handzus (3), Kurri (3), McSorley (3), Simmer (3), Bozek (2), **D. Brown (2)**, L. Murphy (2), Modin (2), Sargent (2), Stumpel (2), Sydor (2), T. Williams (2), Zhitnik (2), Apps Jr., Carr, Croteau, Degray, Elik, Evans, Fenton, Flett, Fox, Hardy, H. Hughes, Irvine, **Jack Johnson**, J.P. Kelly, **Kopitar**, Kozak, Krushelnyski, R. Lemieux, **T. Lewis**, MacDonald, Menard, Modry, Murdoch, G. Murray, Perreault, Schultz, Doug Smith, Smolinski, **Stoll**, Terrion, Thomas, Tonelli, Venasky, Wells, **J. Williams**.

ALL-TIME PLAYOFF SHORT-HANDED GOALS SCORED BY KINGS (14)

Gretzky (2), Kurri (2), Dave Taylor (2), M. Allison, R. Blake, Bonar, Campbell, Granato, Kasper, M. Murphy, St. Laurent.

KINGS ALL-TIME PLAYOFF RECORDS – TEAM

TEAM

Most Consecutive Playoff Appearances	9 years	1974-1982
Longest Playoff Winning Streak	5	4/15-4/26/01
Longest Playoff Home Winning Streak	3	7x's, Last: 4/15-4/23/01
Longest Playoff Road Winning Streak	2	5x's, Last: 4/16-4/23/11
Longest Playoff Losing Streak	14	6/3/93-4/14/01
Longest Playoff Home Losing Streak	6	6/5/93-4/19/00
Longest Playoff Road Losing Streak	8	6/3/93-4/14/01
Longest Overtime Goal For	26:31	Gary Shuchuk vs. VAN, 5/11/93
Longest Overtime Goal Against	24:48	Petr Klima, EDM, 4/20/91
Shortest Overtime Goal For	:19	Ted Irvine vs. OAK, 4/2/69
Shortest Overtime Goal Against	:34	John LeClair, MTL, 6/5/93
Fastest Two Goals	:11	4/22/90 vs. EDM (1st Period), Larry Robinson at 19:20 and Todd Elik at 19:31
Fastest Three Goals	1:56	5/13/93 vs. VAN (2nd Period), Jari Kurri at 15:48, Tomas Sandstrom at 16:05 and Warren Rychel at 17:44
Fastest Four Goals	5:17	4/10/90 vs. CGY (1st Period), Dave Taylor at 6:38, Tony Granato at 8:25, Tomas Sandstrom at 11:06 and Dave Taylor at 11:55
Fastest Five Goals	13:04	5/7/93 vs. VAN (2nd and 3rd Periods), Warren Rychel at 19:09, Luc Robitaille at 4:41, Jari Kurri at 6:46, Wayne Gretzky at 9:03 and Tomas Sandstrom at 12:13
Fastest Two Goals Against	:11	4/21/77 vs. BOS (1st Period), Stan Jonathan at 7:35 and Rick Middleton at 7:46
Fastest Three Goals Against	2:00	4/27/98 vs. STL (3rd Period), Pascal Rheaume at 9:59, Brett Hull at 11:03 and Pierre Turgeon at 11:59
Fastest Four Goals Against	3:07	4/27/98 vs. STL (3rd Period), Pascal Rheaume at 9:59, Brett Hull at 11:03, Pierre Turgeon at 11:59 and Terry Yake at 13:06
Fastest Five Goals Against	7:27	4/18/68 vs. MIN (2nd Period), Milan Marcetta at 8:45, Parker MacDonald at 11:58, Milan Marcetta at 12:49, Dave Balon at 15:48 and Andre Boudrias at 16:12
Most Hat Tricks, One Game	3	4/10/90 vs. CGY, (12-4 win) (NHL Record) Tony Granato (3-2=5), Tomas Sandstrom (3-2=5), Dave Taylor (3-1=4)

PLAYOFF YEAR

Most Games	24	1993 vs. CGY, VAN, TOR and MTL
Most Games, Home	11	1993 vs. CGY, VAN, TOR and MTL
Most Games, Road	13	1993 vs. CGY, VAN, TOR and MTL
Most Overtime Games	6	1993 (1 vs. VAN, 2 vs. TOR, 3 vs. MTL), 1991 (2 vs. VAN, 4 vs. EDM)
Most Overtime Games, Home	3	4x's, Last: 2001 (2 vs. DET, 1 vs. COL)
Most Overtime Games, Road	3	1993 (1 at VAN, 1 at TOR, 1 at MTL)
Most Wins	13	1993
Most Wins, Home	6	1993
Most Wins, Road	7	1993
Most Losses	11	1993
Most Losses, Home	5	1993
Most Losses, Road	6	1993
Most Goals	93	1993 (24 games)
Fewest Goals	2	1979 (2 games)

TEAM - PLAYOFF YEAR continued

Most Goals Against	91	1993 (24 games)
Fewest Goals Against	7	1975 (3 games)
Most Power-Play Goals	22	1993 (24 games)
Most Power-Play Goals Against	26	1993 (24 games)
Most Short-Handed Goals	6	1993 (24 games)
Most Short-Handed Goals Against	3	1993 (24 games), 1990 (10 games), 1988 (5 games) and 1982 (10 games)

SERIES

Most Goals, Best-of-7-Series	33	1993 vs. CGY (6 games)
Best-of-5-Series	27	1982 vs. EDM (5 games)
Best-of-3-Series	11	1977 vs. ATL (3 games)
Most Goals Against, Best-of-7-Series	32	1987 vs. EDM (5 games)
Best-of-5-Series	23	1982 vs. EDM (5 games), 1981 vs. NYR (4 games)
Best-of-3-Series	11	1978 vs. TOR (2 games)
Fewest Goals, Best-of-7-Series	5	1969 vs. STL (5 games)
Best-of-5-Series	7	1985 vs. EDM (3 games)
Best-of-3-Series	2	1979 vs. NYR (2 games)
Fewest Goals Against, Best-of-7-Series	7	1974 vs. CHI (5 games)
Best-of-5-Series	11	1985 vs. EDM (3 games)
Best-of-3-Series	1	1976 vs. ATL (2 games)
Most Goals, Both Teams, Best-of-7-Series	61	1993 vs. CGY (Kings 33, CGY 28)
Best-of-5-Series	50	1982 vs. EDM (Kings 27, EDM 23)
Best-of-3-Series	18	1977 vs. ATL (Kings 11, ATL 7)
Fewest Goals, Both Teams, Best-of-7-Series	17	1974 vs. CHI (Kings 7, CHI 10)
Best-of-5-Series	18	1985 vs. EDM (Kings 7, EDM 11)
Best-of-3-Series	4	1976 vs. ATL (Kings 3, ATL 1)
Most Power Play Goals, Best-of-7-Series	11	1989 vs. EDM
Best-of-5-Series	8	1982 vs. EDM
Best-of-3-Series	3	1977 vs. ATL
Most Power Play Goals Against, Best-of-7-Series	11	1976 vs. BOS
Best-of-5-Series	4	1982 vs. EDM
Best-of-3-Series	3	1979 vs. NYR
Most Power Play Goals, Both Teams, Best-of-7-Series	17	1989 vs. EDM (Kings 11, EDM, 6)
Best-of-5-Series	12	1982 vs. EDM (Kings 8, EDM 4)
Best-of-3-Series	5	1979 vs. NYR (Kings 2, NYR 3), 1977 vs. ATL (Kings 3, ATL 2)
Most Short-Handed Goals	3	1993 vs. TOR
Most Short-Handed Goals Against	3	1993 vs. CGY, 1988 vs. CGY, 1982 vs. EDM
Most Short-Handed Goals, Both Teams	4	1993 vs. CGY (Kings 1, CGY 3), 1980 vs. NYI (Kings 2, NYI 2)
Most Overtime Games	4	1991 vs. EDM (Kings were 1-3)
Most Overtime Games, Home	2	2011 vs. SJ (Kings were 0-2), 2001 vs. DET (Kings were 2-0), 1993 vs. MTL (Kings were 0-2), 1991 vs. EDM (Kings were 1-1), 1990 vs. CGY (Kings were 2-0)
Most Overtime Games, Road	2	2010 vs. VAN (Kings were 1-1), 1991 vs. EDM (Kings were 0-2)
Most Penalty Minutes	193	1988 vs. CGY
Most Penalty Minutes, Opponent	180	1988 vs. CGY
Most Penalty Minutes, Both Teams	373	1988 vs. CGY
Most Penalties	68	1988 vs. CGY
Most Penalties, Opponent	69	1988 vs. CGY
Most Penalties, Both Teams	137	1988 vs. CGY

KINGS ALL-TIME PLAYOFF RECORDS – TEAM

GAME

Most Goals	12	4/10/90 vs. CGY (Kings 12, CGY 4)
Most Goals, Home	12	4/10/90 vs. CGY (Kings 12, CGY 4)
Most Goals, Road	10	4/7/82 at EDM (Kings 10, EDM 8)
Most Goals Against	13	4/9/87 at EDM (Kings 3, EDM 13) – NHL Record
Most Goals Against, Home	9	4/18/68 vs. MIN (Kings 4, MIN 9)
Most Goals Against, Road	13	4/9/97 at EDM (Kings 3, EDM 13) – NHL Record
Most Goals, Both Teams	18	4/7/82 at EDM (Kings 10, EDM 8) – NHL Record
Most Goals, Both Teams, Home	16	4/10/90 vs. CGY (Kings 12, CGY 4)
Most Goals, Both Teams, Road	18	4/7/82 at EDM (Kings 10, EDM 8) – NHL Record
Most Power Play Goals	4	5/27/93 vs. TOR (Kings 4-for-5), 4/7/82 at EDM
Most Power Play Goals, Home	4	5/27/93 vs. TOR (Kings 4-for-5)
Most Power Play Goals, Road	4	4/7/82 at EDM
Most Power Play Goals Against	5	4/9/87 at EDM (Oilers 5-for-7)
Most Power Play Goals Against, Home	4	4/27/98 vs. STL (Blues 4-for-12)
Most Power Play Goals Against, Road	5	4/9/87 at EDM (Oilers 5-for-7)
Most Power Play Goals, Both Teams	7	4/9/87 at EDM (Kings 2-for-3, Oilers 5-for-7)
Most Power Play Goals, Both Teams, Home	6	4/20/92 vs. EDM (Kings 3-for-8, Oilers 3-for-6)
Most Power Play Goals, Both Teams, Road	7	4/9/87 at EDM (Kings 2-for-3, Oilers 5-for-7)
Most Power Play Chances	13	4/9/88 vs. CGY (Kings 3-for-13)
Most Power Play Chances Against	12	4/27/98 vs. STL (Blues 4-for-12)
Most Short-Handed Goals	2	5/21/93 vs. TOR (Jari Kurri and Dave Taylor), 4/9/80 at NYI (Mike Murphy and Andre St. Laurent)
Most Short-Handed Goals Against	2	4/6/90 at CGY (Joe Mullen and Dana Murzyn), 4/10/82 vs. EDM (Wayne Gretzky and Lee Fogolin), 4/8/80 at NYI (Bryan Trottier twice)
Most Shots, Regulation Game	50	5/13/93 vs. VAN (Kings 5, VAN 3)
Most Shots, Overtime Game	52	4/10/82 vs. EDM (Kings 6, EDM 5 OT)
Most Shots Against, Regulation Game	52	4/23/11 at SJ (Kings 3, SJ 1) 4/20/89 at CGY (Kings 3, CGY 8)
Most Shots Against, Overtime Game	47	4/18/89 at CGY (Kings 3, CGY 4 OT)
Fewest Shots	14	4/9/87 at EDM (Kings 3, EDM 13)
Fewest Shots Against	10	4/13/74 vs. CHI (Kings 0, CHI 1)
Most Penalties	28	4/9/81 vs. NYR
Most Penalties, Opponent	31	4/9/81 vs. NYR
Most Penalties, Both Teams	59	4/9/81 vs. NYR
Most Penalty Minutes	125	4/9/81 vs. NYR
Most Penalty Minutes, Opponent	142	4/9/81 vs. NYR
Most Penalty Minutes, Both Teams	267	4/9/81 vs. NYR
Fewest Penalties	2	3x's, Last: 4/21/01 at DET
Fewest Penalties, Opponent	0	4/21/01 at DET
Fewest Penalties, Both Teams	2	4/21/01 at DET
Fewest Penalty Minutes	4	3x's, Last: 4/21/01 at DET
Fewest Penalty Minutes, Opponent	0	4/21/01 at DET
Fewest Penalty Minutes Against, Both Teams	4	4/21/01 at DET

KINGS ALL-TIME PLAYOFF RECORDS – TEAM

PERIOD

Most Goals	5	5/7/93 vs. VAN (3rd Period), 4/10/90 vs. CGY (2nd Period), 4/10/82 vs. EDM (3rd Period)
Most Goals Against	6	4/9/87 at EDM (1st Period)
Most Goals, Both Teams	9	4/10/90 vs. CGY (2nd Period) – Kings 5 goals, Flames 4 goals
Most Power Play Goals	3	5/27/93 vs. TOR (2nd Period), Marty McSorley, Darryl Sydor and Luc Robitaille
Most Power Play Goals Against	4	4/27/98 vs. STL (3rd Period), Pascal Rheaume, Brett Hull, Pierre Turgeon and Terry Yake
Most Short-Handed Goals	2	4/9/80 at NYI (1st Period), Mike Murphy and Andre St. Laurent
Most Short-Handed Goals Against	2	4/8/80 at NYI (2nd Period), Bryan Trottier twice
Most Shots	21	4/15/00 vs. DET (1st Period), 5/13/93 vs. VAN (1st and 2nd Periods)
Most Shots Against	22	5/17/93 at TOR (3rd Period), 4/6/88 at CGY (1st Period)
Fewest Shots	1	4/22/02 vs. COL (3rd Period), 5/17/93 at TOR (3rd Period)
Fewest Shots Against	1	4/22/90 vs. EDM (1st Period), 4/13/74 vs. CHI (2nd Period)
Most Penalties	19	4/9/81 vs. NYR (1st Period)
Most Penalties, Opponent	24	4/9/81 vs. NYR (1st Period)
Most Penalties, Both Teams	43	4/9/81 vs. NYR (1st Period) – NHL Record
Most Penalty Minutes	104	4/9/81 vs. NYR (1st Period)
Most Penalty Minutes, Opponent	125	4/9/81 vs. NYR (1st Period)
Most Penalty Minutes, Both Teams	229	4/9/81 vs. NYR (1st Period)

KINGS ALL-TIME PLAYOFF RECORDS - INDIVIDUAL

PLAYOFF YEAR

Most Points	40	Wayne Gretzky, 1993 (15-25=40)
Most Points, Defenseman	12	Alexei Zhitnik, 1993 (3-9=12); Steve Duchesne, 1991 (4-8=12)
Most Points, Rookie	13	Warren Rychel, 1993 (6-7=13); Daryl Evans, 1982 (5-8=13)
Longest Consecutive Point Streak	12	Wayne Gretzky, 4/27-5/23/93 (9-16=25)
Most Goals	15	Wayne Gretzky, 1993
Most Goals, Defenseman	4	Rob Blake, 1993; Marty McSorley, 1993; Paul Coffey, 1992; Steve Duchesne; 1991 and 1989
Most Goals, Rookie	6	Warren Rychel, 1993
Longest Consecutive Goal Streak	5	Chris Kontos, 4/9-4/18/89 (5g)
Most Power-Play Goals	6	Chris Kontos, 1989
Most Short-Handed Goals	2	Jari Kurri, 1993; Dave Taylor, 1993
Most Game-Winning Goals	3	Wayne Gretzky, 1993
Most Assists	25	Wayne Gretzky, 1993
Most Assists, Defenseman	9	Mathieu Schneider, 2001; Alexei Zhitnik, 1993; Steve Duchesne, 1990
Most Assists, Rookie	9	Alexei Zhitnik, 1993; Todd Elik, 1990
Longest Consecutive Assist Streak	8	Wayne Gretzky, 4/9-4/22/89 (14a)
Most Penalty Minutes	63	Jay Miller, 1989
Most Games, Goaltender	20	Kelly Hrudey, 1993 (10-10)
Most Wins, Goaltender	10	Kelly Hrudey, 1993
Most Shutouts, Goaltender	2	Felix Potvin, 2001
Longest Shutout Streak	169:13	Felix Potvin, 2001 vs. COL

SERIES

Most Points	23	Wayne Gretzky, 1993 vs. VAN (6-7=13); Wayne Gretzky, 1989 vs. EDM (4-9=13)
Most Points, Opponent	14	Wayne Gretzky, 1987 vs. EDM (1-13=14)
Most Points, Defenseman	8	Steve Duchesne, 1990 vs. CGY (2-6=8)
Most Points, Defenseman, Opponent	9	Gary Suter, 1988 vs. CGY (1-8=9)
Most Points, Rookie	10	Daryl Evans, 1982 vs. EDM (5-5=10)
Most Points, Rookie, Opponent	5	Logan Couture, 2011 vs. SJ (2-3=5); Stan Jonathan, 1977 vs. BOS (3-2=5)
Most Goals	8	Luc Robitaille, 1991 vs. EDM; Chris Kontos, 1989 vs. EDM
Most Goals, Opponent	8	Bobby Schmautz, 1977 vs. BOS
Most Goals, Defenseman	4	Paul Coffey, 1992 vs. EDM
Most Goals, Defenseman, Opponent	3	6x's, Last: Rob Blake, 2001 vs. COL
Most Goals, Rookie	5	Daryl Evans, 1982 vs. EDM
Most Goals, Rookie, Opponent	3	Stan Jonathan, 1977 vs. BOS; Garry Sabourin, 1969 vs. STL
Most Power Play Goals	6	Chris Kontos, 1989 vs. EDM – NHL Record
Most Power Play Goals, Opponent	4	Jean Ratelle, 1976 vs. BOS
Most Short-Handed Goals	1	14x's, Last: Dave Taylor, 1993 vs. MTL
Most Short-Handed Goals, Opponent	2	Bryan Trottier, 1980 vs. NYI
Most Game-Winning Goals	2	5x's, Last: Wayne Gretzky, 1993 vs. TOR
Most Game-Winning Goals, Opponent	2	4x's, Last: Glenn Anderson, 1993 vs. TOR
Most Assists	9	Wayne Gretzky, 1989 vs. EDM
Most Assists, Opponent	13	Wayne Gretzky, 1987 vs. EDM
Most Assists, Defenseman	7	Jack Johnson, 2010 vs. VAN
Most Assists, Defenseman, Opponent	8	Gary Suter, 1988 vs. CGY
Most Assists, Rookie	6	Todd Elik, 1990 vs. CGY

INDIVIDUAL - SERIES continued

Most Assists, Rookie, Opponent	3	Logan Couture, 2011 vs. SJ
Most Penalty Minutes	37	Marty McSorley, 1991 vs. EDM
Most Penalty Minutes, Opponent	43	Ed Hospodar, 1981 vs. NYR
Most Games, Goalie	7	Felix Potvin, 2002 and 2002 vs. COL; Kelly Hrudey, 1993 vs. TOR
Most Wins, Goalie	4	Felix Potvin, 2001 vs. DET; Kelly Hrudey, 1993 vs. TOR and VAN, 1991 vs. VAN, 1990 vs. CGY, 1989 vs. EDM
Most Shutouts, Goalie	2	Felix Potvin, 2001 vs. COL

GAME

Most Points	5	Wayne Gretzky, 4/10/90 vs. CGY (1-4=5); Tomas Sandstrom, 4/10/90 vs. CGY (3-2=5); Tony Granato, 4/10/90 vs. CGY (3-2=5)
Most Points, Opponent	7	Wayne Gretzky, 4/9/87 at EDM (1-6=7)
Most Points, Defenseman	4	Drew Doughty , 4/16/11 at SJ (2-2=4); Drew Doughty , 4/19/10 vs. VAN (1-3=4); Paul Coffey, 4/20/92 vs. EDM (2-2=4)
Most Points, Defenseman, Opponent	4	Ron Greschner, 4/11/81 at NYR (1-3=4)
Most Points, Rookie	4	Todd Elik, 4/10/90 vs. CGY (1-3=4); Daryl Evans, 4/7/82 at EDM (2-2=4)
Most Points, Rookie, Opponent	3	Alex McKendry, 4/12/80 vs. NYI (2-1=3)
Most Goals	3	9x's, Last: Wayne Gretzky, 5/29/93 at TOR
Most Goals, Opponent	4	Jari Kurri, 4/9/87 at EDM
Most Goals, Defenseman	2	Drew Doughty , 4/16/11 at SJ; Paul Coffey, 4/24/92 at EDM; Paul Coffey, 4/20/02 vs. EDM, Steve Duchesne, 4/14/90 vs. CGY
Most Goals, Defenseman, Opponent	3	Eric Desjardins, 6/3/93 at MTL
Most Goals, Rookie	2	Daryl Evans, 4/7/82 at EDM; Gordie Labossiere, 4/13/68 vs. MIN
Most Goals, Rookie Opponent	2	Alex McKendry, 4/12/80 vs. NYI; Gary Sabourin, 4/17/69 at STL
Most Assists	4	Wayne Gretzky, 4/20/92 vs. EDM; Wayne Gretzky, 4/10/90 vs. CGY
Most Assists, Opponent	6	Wayne Gretzky, 4/9/87 at EDM
Most Assists, Defenseman	3	Drew Doughty , 4/19/10 vs. VAN; Jack Johnson , 4/19/10; Mathieu Schneider, 4/18/01 vs. DET; Rob Blake, 4/10/91 at VAN
Most Assists, Defenseman, Opponent	3	Gary Suter, 4/7/88 at CGY; Gary Suter, 4/6/88 at CGY; Ron Greschner, 4/11/81 at NYR
Most Assists, Rookie	3	Rob Blake, 4/10/91 at VAN; Todd Elik, 4/10/10 vs. CGY
Most Assists, Rookie, Opponent	2	Logan Couture, 4/21/11 vs. SJ
Most Power Play Goals	2	7x's, Last: Michal Handzus, 4/19/10 vs. VAN
Most Power Play Goals, Opponent	3	Jari Kurri, 4/9/87 at EDM
Most Short-Handed Goals	1	14x's, Last: Dave Taylor, 6/3/93 at MTL
Most Short-Handed Goals, Opponent	2	Bryan Trottier, 4/8/80 at NYI
Most Penalty Minutes	26	Marty McSorley, 4/26/91 vs. EDM
Most Penalty Minutes, Opponent	39	Ed Hospodar, 4/9/81 vs. NYR
Fastest Goal, Start of Game	:06	Don Kozak, 4/17/77 vs. BOS – NHL Record
Fastest Goal, Start of Period	:06	Don Kozak, 4/17/77 vs. BOS (1st Period)
Fastest Goal, Start of Game, Opponent	:27	Ed Hospodar, 4/9/81 vs. NYR
Fastest Goal, Start of Period, Opponent	:10	Bobby Schmautz, 4/15/77 vs. BOS (3rd Period)
Most Shots Faced, Regulation Game	52	Jonathan Quick , 4/23/11 at SJ (Kings 3, SJ 1)
Most Shots Faced, Reg. Game, Opponent	50	Kirk McLean, 5/13/93 vs. VAN (Kings 5, VAN 3) Bill Ranford, 4/26/92 vs. EDM (Kings 2, EDM 5) Grant Fuhr, 4/6/89 vs. EDM (Kings 5, EDM 2)

INDIVIDUAL - GAME continued

Most Shots Faced, Overtime Game	47	Kelly Hrudey, 4/18/89 at CGY (Kings 3, CGY 4 OT)
Most Shots Faced, OT Game, Opp.	52	Grant Fuhr, 4/10/82 vs. EDM (Kings 6, EDM 5 OT)
Most Saves, Regulation Game	51	Jonathan Quick , 4/23/11 at SJ (Kings 3, SJ 1)
Most Saves, Reg. Game, Opponent	45	Kirk McLean, 5/13/93 vs. VAN (Kings 5, VAN 3)
Most Saves, Overtime Game	43	Kelly Hrudey, 4/18/89 at CGY (Kings 3, CGY 4 OT)
Most Saves, OT Game, Opponent.	46	Grant Fuhr, 4/20/91 vs. EDM (Kings 3, EDM 4 2OT)
		Grant Fuhr, 4/10/82 vs. EDM (Kings 6, EDM 5 OT)

PERIOD

Most Points	3	9x's, Last: Mathieu Schneider, 4/18/01 vs. DET (0-3=3 in 3rd Period)
Most Points, Opponent.	3	23x's, Last: Daniel Sedin, 4/21/10 vs. VAN (0-3=3 in 3rd Period)
Most Goals.	3	Tommy Williams, 4/14/74 vs. CHI (3rd Period, 3 goals in 6:18 – natural hat trick)
Most Goals, Opponent	3	George Ferguson, 4/11/78 at TOR (3rd Period, 3 goals in 7:33); Bobby Schmautz, 4/11/77 at BOS (1st Period, 3 goals in 17:35); Red Berenson, 4/15/69 at STL (3rd Period, 3 goals in 8:28 – natural hat trick)
Most Assists	3	Mathieu Schneider, 4/18/01 vs. DET (3rd Period)
Most Assists, Opponent	3	6x's, Last: Daniel Sedin, 4/21/10 vs. VAN (3rd Period)
Most Power Play Goals	2	4x's, Last: Michal Handzus, 4/19/10 vs. VAN (2nd Period)
Most Power Play Goals, Opponent.	2	Jari Kurri, 4/9/87 at EDM (3rd Period); Ken Hodge, 4/11/76 at BOS (1st Period)
Most Short-Handed Goals.	1	14x's, Last: Dave Taylor, 6/3/93 at MTL (2nd Period)
Most Short-Handed Goals, Opponent	2	Bryan Trottier, 4/8/80 at NYI (2nd Period)
Most Penalty Minutes	25	John Paul Kelly, Jerry Korab and Jay Wells, 4/9/81 vs. NYR (1st Period)
Most Penalty Minutes, Opponent.	39	Ed Hospodar, 4/9/81 vs. NYR (1st Period)
Most Shots Faced, Goalie	22	Kelly Hrudey, 5/17/93 at TOR (3rd Period); Roland Melanson, 4/6/88 at CGY (1st Period)
Most Shots Faced, Goalie, Opponent	21	Chris Osgood, 4/15/00 vs. DET (1st Period); Kirk McLean, 5/13/93 vs. VAN (1st and 2nd Periods)
Most Saves, Goalie	19	Jonathan Quick , 4/23/11 at SJ (1st Period); Kelly Hrudey, 5/17/93 at TOR (3rd Period); Glenn Healy, 4/20/89 at CGY (3rd Period)
Most Saves, Goalie, Opponent.	20	Kirk McLean, 5/13/93 vs. VAN (1st Period)
Fewest Shots Faced, Goalie	1	Ron Scott, 4/22/90 vs. EDM (goal); Rogie Vachon, 4/13/74 vs. CHI (save)
Fewest Shots Faced, Goalie, Opponent.	1	Patrick Roy, 4/22/02 vs. COL (save); Felix Potvin, 5/17/93 at TOR (save)

ALL-TIME HIGHEST SCORING
(FOR AND AGAINST)

GOALS FOR KINGS

13-GOALS

None

12-GOALS

4/10/90, KINGS 12 vs. CGY 4

11-GOALS

None

10-GOALS

4/7/82, KINGS 10 at EDM 8

9-GOALS

4/29/93, KINGS 9 vs. CGY 6

4/27/93, KINGS 9 at CGY 4

8-GOALS

4/20/92, KINGS 8 vs. EDM 5

7-GOALS

5/7/93, KINGS 7 vs. VAN 4

4/12/91, KINGS 7 vs. VAN 4

4/13/82, KINGS 7 at EDM 4

4/17/77, KINGS 7 vs. BOS 4

GOALS FOR OPPONENTS

13-GOALS

4/9/87, KINGS 3 at EDM 13

5/9/93, KINGS 2 vs. VAN 7

12-GOALS

None

4/10/79, KINGS 1 vs. NYR 7

None

10-GOALS

4/1/81, KINGS 3 at NYR 10

9-GOALS

4/21/93, KINGS 4 at CGY 9

4/6/88, KINGS 2 at CGY 9

4/18/68, KINGS 4 vs. MIN 9

8-GOALS

/15/00, KINGS 5 at DET 8

4/23/98, KINGS 3 at STL 8

4/6/90, KINGS 5 at CGY 8

4/20/84, KINGS 3 at CGY 8

4/7/82, KINGS 10 at EDM 8

4/8/80, KINGS 1 at NYI 8

4/11/77, KINGS 3 at BOS 8

7-GOALS

4/23/10, KINGS 2 at VAN 7

4/18/90, KINGS 0 at EDM 7

4/10/88, KINGS 3 vs. CGY 7

4/15/77, KINGS 6 vs. BOS 7

4/20/76, KINGS 1 at BOS 7

4/9/68, KINGS 5 at MIN 7



PLAYOFF OVERTIME RECORD

SEASON	GP	W	L	PCT.	LONGEST GAME
1968	1	0	1	.000	9:11
1969	1	1	0	1.000	0:19
1974	0	0	0	.000	
1975	2	1	1	.500	10:19
1976	2	2	0	1.000	18:28
1977	0	0	0	.000	
1978	0	0	0	.000	
1979	1	0	1	.000	6:11
1980	1	0	1	.000	6:55
1981	0	0	0	.000	
1982	4	2	2	.500	6:20
1985	2	0	2	.000	3:01
1987	0	0	0	.000	
1988	0	0	0	.000	
1989	1	0	1	.000	7:47
1990	3	2	1	.667	23:14
1991	6	2	4	.333	24:48
1992	0	0	0	.000	
1993	6	2	4	.333	26:31
1998	0	0	0	.000	
2000	0	0	0	.000	
2001	4	4	0	1.000	22:41
2002	1	1	0	1.000	2:19
2010	2	1	1	.500	8:52
2011	3	0	3	.000	14:44
TOTALS	40	18	22	.450	

PLAYOFF OVERTIME RECORD VS. OPPONENTS

SEASON	GP	W	L	PCT.	LONGEST GAME
Boston	2	2	0	1.000	18:28
Calgary/Atlanta	3	2	1	.667	23:14
Chicago	0	0	0	.000	
Colorado	3	3	0	1.000	22:41
Dallas/Minnesota	1	0	1	.000	9:11
Detroit	2	2	0	1.000	4:48
Edmonton	9	2	7	.222	24:48
Montreal	3	0	3	.000	14:37
NY Islanders	1	0	1	.000	6:55
NY Rangers	1	0	1	.000	6:11
San Jose	3	0	3	.000	14:44
St. Louis	0	0	0	.000	
Toronto	4	2	2	.500	19:20
Vancouver	7	4	3	.571	26:31
Oakland	1	1	0	1.000	0:19
TOTALS	40	18	22	.450	

ALL-TIME PLAYOFF OVERTIME GOALS SCORED BY KINGS (18)

Goring (2), Gretzky (2), E. Belanger, Bozek, Deadmarsh, Evans, Granato, Irvine, C. Johnson, **Kopitar**, Krushelnyski, Modry, M. Murphy, G. Murray, L. Robitaille, Shuchuk

CAREER PLAYOFF OVERTIME GOALS SCORED BY CURRENT KINGS

Simon Gagne, 2 with PHI (May 7, 2010 vs. BOS, May 20, 2004 vs. TBL)

Anze Kopitar, 1 with LA (April 17, 2010 at VAN)

Jarret Stoll, 1 with EDM (April 25, 2006 vs. DET, 2OT)

KINGS ALL-TIME OVERTIME PLAYOFF GAMES AND SCORING (18 WINS, 22 LOSSES)

Date	Series	Team	Result	Who Scored	Time
1.	4/16/68	Quarterfinals at Minnesota	Lost, 3-4	Marcetta	9:11
2.	4/2/69	Quarterfinals at Oakland	Won, 5-4	Irvine	0:19
3.	4/8/75	Preliminary vs. Toronto	Won, 3-2	M. Murphy	8:53
4.	4/10/75	Preliminary at Toronto	Lost, 2-3	Stoughton	10:19
5.	4/13/76	Quarterfinals at Boston	Won, 3-2	Goring	0:27
6.	4/22/76	Quarterfinals vs. Boston	Won, 4-3	Goring	18:28
7.	4/12/79	Preliminary vs. NY Rangers	Lost, 1-2	P. Esposito	6:11
8.	4/11/80	Preliminary vs. NY Islanders	Lost, 3-4	Morrow	6:55
9.	4/8/82	Division Semifinals at Edmonton	Lost, 2-3	Gretzky	6:20
10.	4/10/82	Division Semifinals vs. Edmonton	Won, 6-5	Evans	2:35
11.	4/16/82	Division Finals at Vancouver	Won, 3-2	Bozek	4:33
12.	4/18/82	Division Finals vs. Vancouver	Lost, 3-4	Campbell	1:23
13.	4/10/85	Division Semifinals at Edmonton	Lost, 2-3	Fogolin	3:01
14.	4/13/85	Division Semifinals vs. Edmonton	Lost, 3-4	G. Anderson	0:46
15.	4/18/89	Division Finals at Calgary	Lost, 3-4	Gilmour	7:47
16.	4/8/90	Division Semifinals vs. Calgary	Won, 2-1	Granato	8:37
17.	4/14/90	Division Semifinals vs. Calgary	Won, 4-3	Krushelnyski	23:14
18.	4/24/90	Division Finals vs. Edmonton	Lost, 5-6	J. Murphy	4:42
19.	4/6/91	Division Semifinals vs. Vancouver	Won, 3-2	Gretzky	11:08
20.	4/8/91	Division Semifinals at Vancouver	Lost, 1-2	Ronning	3:12
21.	4/18/91	Division Finals vs. Edmonton	Won, 4-3	L. Robitaille	2:13
22.	4/20/91	Division Finals vs. Edmonton	Lost, 3-4	Klima	24:48
23.	4/22/91	Division Finals at Edmonton	Lost, 3-4	Tikkanen	20:48
24.	4/28/91	Division Finals at Edmonton	Lost, 3-4	MacTavish	16:57
25.	5/11/93	Division Finals at Vancouver	Won, 4-3	Shuchuk	26:31
26.	5/25/93	Conference Finals at Toronto	Lost, 2-3	G. Anderson	19:20
27.	5/27/93	Conference Finals vs. Toronto	Won, 5-4	Gretzky	1:41
28.	6/3/93	Stanley Cup Finals at Montreal	Lost, 2-3	E. Desjardins	0:51
29.	6/5/93	Stanley Cup Finals vs. Montreal	Lost, 3-4	LeClair	0:34
30.	6/7/93	Stanley Cup Finals vs. Montreal	Lost, 2-3	LeClair	14:37
31.	4/18/01	Conference Quarterfinals vs. Detroit	Won, 4-3	E. Belanger	2:36
32.	4/23/01	Conference Quarterfinals vs. Detroit	Won, 3-2	Deadmarsh	4:48
33.	4/26/01	Conference Semifinals at Colorado	Won, 4-3	Modry	14:23
34.	5/6/01	Conference Semifinals vs. Colorado	Won, 1-0	G. Murray	22:41
35.	4/25/02	Conference Quarterfinals at Colorado	Won, 1-0	C. Johnson	2:19
36.	4/15/10	Conference Quarterfinals at Vancouver	Lost, 2-3	M. Samuelsson	8:52
37.	4/17/10	Conference Quarterfinals at Vancouver	Won, 3-2	Kopitar	7:28
38.	4/14/11	Conference Quarterfinals at San Jose	Lost, 2-3	Pavelski	14:44
39.	4/19/11	Conference Quarterfinals vs. San Jose	Lost, 5-6	Setoguchi	3:09
40.	4/25/11	Conference Quarterfinals vs. San Jose	Lost, 3-4	J. Thornton	2:22

ALL-TIME PLAYOFF POWER PLAY & PENALTY KILLING

SEASON	OPPONENT	PP	PCT	PK	PCT	SHGF	SHGA
1968	Minnesota	5-21	23.8%	23-27	85.2%	0	1
1969	Oakland	4-21	19.0%	28-33	84.8%	0	1
	St. Louis	2-19	10.5%	16-19	84.2%	1	0
	TOTAL	6-40	15.0%	44-52	84.6%	1	1
1974	Chicago	2-19	10.5%	14-15	93.3%	0	0
1975	Toronto	2-8	25.0%	9-9	100.0%	0	0
1976	Atlanta	0-6	0.0%	8-8	100.0%	0	0
	Boston	5-36	13.9%	19-30	63.3%	0	2
	TOTAL	5-42	11.9%	27-38	71.1%	0	2
1977	Atlanta	3-14	21.4%	9-11	81.8%	0	1
	Boston	8-26	30.8%	14-19	73.7%	0	1
	TOTAL	11-40	27.5%	23-30	76.7%	0	2
1978	Toronto	0-10	0.0%	6-8	75.0%	0	0
1979	NY Rangers	2-10	20.0%	5-8	62.5%	0	0
1980	NY Islanders	1-16	6.3%	12-15	80.0%	2	2
1981	NY Rangers	5-15	33.3%	12-15	80.0%	1	0
1982	Edmonton	8-26	30.8%	15-19	78.9%	0	3
	Vancouver	5-19	26.3%	11-13	84.6%	0	0
	TOTAL	13-45	28.9%	26-32	81.3%	0	3
1985	Edmonton	1-16	6.3%	10-10	100.0%	0	1
1987	Edmonton	5-20	25.0%	15-23	65.2%	0	1
1988	Calgary	8-38	21.1%	26-34	76.5%	0	3
1989	Edmonton	11-36	30.6%	26-32	81.3%	1	1
	Calgary	4-18	22.2%	20-25	80.0%	0	1
	TOTAL	15-54	27.8%	46-57	80.7%	1	2
1990	Calgary	10-46	21.7%	31-33	93.9%	1	2
	Edmonton	1-19	5.3%	11-16	68.8%	1	1
	TOTAL	11-65	16.8%	42-49	85.7%	2	3
1991	Vancouver	5-24	20.8%	18-23	78.3%	0	1
	Edmonton	7-29	24.1%	30-33	90.9%	1	0
	TOTAL	12-53	22.6%	48-56	85.7%	1	1
1992	Edmonton	6-34	17.6%	23-33	69.7%	0	0
1993	Calgary	5-40	12.5%	31-40	77.5%	1	3
	Vancouver	6-33	18.2%	19-27	70.4%	1	0
	Toronto	8-34	23.5%	32-37	86.5%	3	0
	Montreal	3-26	11.5%	18-22	81.8%	1	0
	TOTAL	22-133	16.5%	100-126	79.4%	6	3
1998	St. Louis	1-29	3.4%	28-36	77.8%	0	0
2000	Detroit	0-23	0.0%	16-23	69.6%	0	0
2001	Detroit	3-21	14.3%	18-27	66.7%	0	0
	Colorado	3-30	10.0%	31-36	86.1%	0	0
	TOTAL	6-51	11.8%	49-63	77.8%	0	0
2002	Colorado	1-17	5.9%	24-26	92.3%	0	0
2010	Vancouver	10-26	38.5%	18-24	75.0%	0	0
2011	San Jose	5-24	20.8%	22-25	88.0%	0	0

THE LAST TIME IN THE PLAYOFFS...

KINGS PLAYED AN OVERTIME GAME:

4/25/11, KINGS 3 vs. SJ 4

KINGS WON IN OVERTIME:

4/17/10, KINGS 3 at VAN 2

KINGS LOST IN OVERTIME:

4/25/11, KINGS 3 vs. SJ 4

KINGS PLAYED A MULTIPLE OVERTIME GAME:

5/6/01, KINGS 1 vs. COL 0 (2 OT)

KINGS HAD A SHUTOUT VICTORY:

4/16/11, 4-0 at SJ (Quick)

KINGS HAD A SHUTOUT LOSS:

4/29/02, 0-4 at COL (Roy)

KINGS HAD BACK-TO-BACK SHUTOUT VICTORIES:

5/4/01, 1-0 at COL (Potvin), 5/6/01, 1-0, 2 OT vs. COL (Potvin)

KINGS HAD BACK-TO-BACK SHUTOUT LOSSES:

Never

KINGS WERE INVOLVED IN THREE STRAIGHT SHUTOUTS:

5/2/01, 0-3 vs. COL (Roy), 5/4/01, 1-0 at COL (Potvin), 5/6/01, 1-0, 2 OT vs. COL (Potvin)

KINGS SCORED 10-OR-MORE GOALS IN A GAME:

4/10/90, KINGS 12 vs. CGY 4

KINGS ALLOWED 10-OR-MORE GOALS IN A GAME:

4/9/87, KINGS 3 at EDM 13

KINGS TOOK 50-OR-MORE SHOTS IN A GAME:

5/13/93, KINGS 5 vs. VAN 3

KINGS ALLOWED 50-OR-MORE SHOTS IN A GAME:

4/23/11, KINGS 3 at SJ 1

KINGS SCORED FIVE POWER-PLAY GOALS IN A GAME:

Never

KINGS ALLOWED FIVE POWER-PLAY GOALS IN A GAME:

4/9/87, 3-13 at EDM (Oilers 5-for-7 on PP)

KINGS SCORED FOUR POWER-PLAY GOALS IN A GAME:

5/27/93, 5-4 OT vs. TOR (Kings 4-for-5 on PP)

KINGS ALLOWED FOUR POWER-PLAY GOALS IN A GAME:

4/27/98, 3-4 vs. STL (Blues 4-for-12 on PP)

KINGS SCORED TWO SHORT-HANDED GOALS IN A GAME:

5/21/93, 4-2 vs. TOR (Kurri and Dave Taylor)

THE LAST TIME IN THE PLAYOFFS continued

KINGS ALLOWED TWO-SHORT-HANDED GOALS IN A GAME:

4/6/90, 5-8 at CGY (J. Mullen and Murzyn)

KINGS TRAILED AFTER SECOND PERIOD AND WON:

4/23/01, 3-2 OT vs. DET (trailed 1-2)

KINGS LED AFTER SECOND PERIOD AND LOST:

4/25/10, 2-4 vs. VAN (led 2-1)

KINGS TRAILED BY TWO GOALS IN A GAME AND WON:

4/18/10, 4-3 OT vs. DET (trailed 0-3)

KINGS LED BY TWO GOALS IN A GAME AND LOST:

4/19/11, 5-6 OT vs. SJ (led 4-0)

KINGS TRAILED BY THREE GOALS IN A GAME AND WON:

4/18/10, 4-3 OT vs. DET (trailed 0-3)

KINGS LED BY THREE GOALS IN A GAME AND LOST:

4/19/11, 5-6 OT vs. SJ (led 4-0)

KINGS TRAILED BY FOUR GOALS IN A GAME AND WON:

4/10/82, 6-5 OT vs. EDM (trailed 0-5)

KINGS LED BY FOUR GOALS IN A GAME AND LOST:

4/19/11, 5-6 OT vs. SJ (led 4-0)

A KING HAD A THREE-GOAL GAME:

Wayne Gretzky, 5/29/93 at TOR

OPPOSING PLAYER HAD A THREE-GOAL GAME:

Eric Desjardins, 6/3/93 at MTL

A KING HAD A FOUR-GOAL GAME:

Never

OPPOSING PLAYER HAD A FOUR-GOAL GAME:

Jari Kurri, 4/9/87 at EDM

A KING HAD A FIVE-GAME GOAL STREAK:

Chris Kontos – (4/9 to 4/18/89, 5g)

A KING HAD A FIVE-GAME ASSIST STREAK:

Wayne Gretzky – (5/13 to 5/23/93, 6a)


A KING HAD A 10-GAME POINT STREAK:

Wayne Gretzky – (4/27 to 5/23/93, 12-game streak, 9-16=25)

A KING HAD A FIVE-GAME POINT STREAK:

Jozef Stumpel – (4/15 to 4/26/01, 3-4=7)

THE OPPONENTS



Jonathan Quick tees off at the Kings Care Foundation's annual golf tournament.

Anaheim DUCKS

2695 E. Katella Ave.
Anaheim, CA 92806
(714) 940-2900

Arena: Honda Center
Capacity: 17,174
Entered NHL: 1993-94

Owners: Henry and Susan Samueli
Executive Vice President/General Manager: Bob Murray
Head Coach: Randy Carlyle
Assistant Coaches: Dave Farrish
Mike Foligno

Media Contact: Alex Gilchrist

Nov. 16 — Kings vs. Anaheim
Nov. 17 — Kings at Anaheim
Dec. 6 — Kings at Anaheim
Dec. 22 — Kings vs. Anaheim
Mar. 3 — Kings vs. Anaheim
Mar. 16 — Kings at Anaheim

ALL-TIME RECORD vs. ANAHEIM (45-38-11-8)

Year	TOTAL				HOME				AWAY			
	W	L	T	OT	W	L	T	OT	W	L	T	OT
1993-94	4	2	0	—	2	1	0	—	2	1	0	—
1994-95	1	2	2	—	1	1	1	—	0	1	1	—
1995-96	3	2	1	—	2	1	0	—	1	1	1	—
1996-97	1	3	1	—	1	0	1	—	0	3	0	—
1997-98	3	1	1	—	2	1	0	—	1	0	1	—
1998-99	1	5	0	—	1	2	0	—	0	3	0	—
1999-00	2	2	2	0	1	2	0	0	1	0	2	0
2000-01	2	2	1	0	1	0	1	0	1	2	0	0
2001-02	4	0	1	0	2	0	1	0	2	0	0	0
2002-03	2	2	1	0	1	1	0	0	1	1	1	0
2003-04	4	1	1	0	3	0	0	0	1	1	1	0
2005-06	3	4	—	1	2	2	—	0	1	2	—	1
2006-07	4	2	—	2	1	1	—	2	3	1	—	0
2007-08	2	4	—	2	2	2	—	0	0	2	—	2
2008-09	3	2	—	1	2	0	—	1	1	2	—	0
2009-10	4	1	—	1	2	0	—	1	2	1	—	0
2010-11	2	3	—	1	1	1	—	1	1	2	—	0
TOTALS	45	38	11	8	27	15	4	5	18	23	7	3

KINGS FAST FACTS

	OVERALL	AT HOME	ON ROAD
LAST 10 GAMES	4-4-2	5-2-3	4-5-1
LAST WIN	2/23/11 (3-2)	12/26/10 (4-1)	2/23/11 (3-2)
LAST LOSS	4/9/11 (1-3)	4/9/11 (1-3)	4/8/11 (1-2)
LAST OT GAME	3/19/11 (1-2 OT)	3/19/11 (1-2 OT)	4/6/10 (5-4 SO)
OVERTIME RECORD	12-9-11	5-6-4	7-3-7
LONGEST WIN STREAK	5 Games	5 Games	3 Games
	1/8/09-2/4/10	1/24/04-1/23/06	Twice
LONGEST UNDEFEATED	9 Games (6-0-3)	7 Games (5-0-2)	4 Games
	3/24/01-12/19/02	4/1/00-12/19/02	Twice
LONGEST LOSING STREAK	6 Games	5 Games (0-3-2)	6 Games (0-4-2)
	4/18/98-3/18/99	1/28/06-2/17/07	9/30/07-1/6/09
LONGEST WINLESS	6 Games	5 Games (0-3-2)	6 Games
	Twice	1/28/06-2/17/07	Twice
SHUTOUTS BY KINGS	2	2	Never
LAST TIME	1/14/10 (4-0)	1/14/10 (4-0)	
SHUTOUTS OF KINGS	6	1	5
LAST TIME	11/29/10 (0-2)	11/4/08 (0-1 OT)	11/29/10 (0-2)
MOST GOALS	7	7	5
	12/27/95 (7-1)	12/27/95 (7-1)	Five Times
MOST GOALS AGAINST	7	6	7
	11/8/96 (4-7)	11/15/07 (3-6)	11/8/96 (4-7)

*Active Streak

Boston BRUINS

Dec. 13 — Kings at Boston
Mar. 24 — Kings vs. Boston

100 Legends Way
Boston, MA 02114
(617) 624-1900

Arena: TD Garden
Capacity: 17,565
Entered NHL: 1924-25

Owner/Governor: Jeremy M. Jacobs
General Manager: Peter Chiarelli
Head Coach: Claude Julien
Assistant Coaches: Doug Houda
Geoff Ward
Doug Jarvis

Media Contact: Matthew Chmura

ALL-TIME RECORD vs. BOSTON (38-77-13-1)

Year	TOTAL				HOME				AWAY				Year	TOTAL				HOME				AWAY			
	W	L	T	OT	W	L	T	OT	W	L	T	OT		W	L	T	OT	W	L	T	OT	W	L	T	OT
1967-68	1	3	0	—	0	2	0	—	1	1	0	—	1989-90	1	2	0	—	0	1	0	—	1	1	0	—
1968-69	1	5	0	—	1	2	0	—	0	3	0	—	1990-91	1	2	0	—	1	1	0	—	0	1	0	—
1969-70	0	5	1	—	0	2	1	—	0	3	0	—	1991-92	2	1	0	—	1	0	0	—	1	1	0	—
1970-71	1	5	0	—	1	2	0	—	0	3	0	—	1992-93	1	1	0	—	1	0	0	—	0	1	0	—
1971-72	1	4	1	—	0	3	0	—	1	1	1	—	1993-94	0	2	0	—	0	1	0	—	0	1	0	—
1972-73	2	3	0	—	1	1	0	—	1	2	0	—	1994-95	—	—	—	—	—	—	—	—	—	—	—	—
1973-74	1	3	1	—	1	1	1	—	0	2	0	—	1995-96	0	1	1	—	0	0	1	—	0	1	0	—
1974-75	3	2	0	—	2	1	0	—	1	1	0	—	1996-97	1	0	1	—	1	0	0	—	0	0	1	—
1975-76	1	4	0	—	0	2	0	—	1	2	0	—	1997-98	0	2	0	—	0	1	0	—	0	1	0	—
1976-77	2	2	1	—	2	1	0	—	0	1	1	—	1998-99	2	0	0	—	1	0	0	—	1	0	0	—
1977-78	0	5	0	—	0	2	0	—	0	3	0	—	1999-00	0	0	2	0	0	0	1	0	0	0	1	0
1978-79	3	1	0	—	1	1	0	—	2	0	0	—	2000-01	1	0	1	0	1	0	0	0	0	0	1	0
1979-80	1	2	1	—	1	0	1	—	0	2	0	—	2001-02	0	1	0	0	0	0	0	0	0	1	0	0
1980-81	2	2	0	—	1	1	0	—	1	1	0	—	2002-03	0	0	0	1	0	0	1	0	0	0	0	0
1981-82	0	3	0	—	0	1	0	—	0	2	0	—	2003-04	0	1	0	0	0	1	0	0	0	0	0	0
1982-83	2	1	0	—	2	0	0	—	0	1	0	—	2005-06	1	0	—	0	0	0	—	0	0	1	0	—
1983-84	0	3	0	—	0	1	0	—	0	2	0	—	2006-07	—	—	—	—	—	—	—	—	—	—	—	—
1984-85	0	1	2	—	0	0	2	—	0	1	0	—	2007-08	0	1	—	0	0	1	—	0	0	0	—	0
1985-86	0	3	0	—	0	1	0	—	0	2	0	—	2008-09	1	0	—	0	0	0	—	0	1	0	—	0
1986-87	1	2	0	—	1	1	0	—	0	1	0	—	2009-10	2	0	—	0	1	0	—	0	1	0	—	0
1987-88	0	2	1	—	0	1	0	—	0	1	1	—	2010-11	2	0	—	0	1	0	—	0	1	0	—	0
1988-89	1	2	0	—	1	1	0	—	0	1	0	—	TOTALS	38	77	13	1	23	33	7	1	15	44	6	0

KINGS FAST FACTS

	OVERALL	AT HOME	ON ROAD
LAST 10 GAMES	6-3-1	5-3-2 (1 tie)	5-2-3 (3 ties)
LAST WIN	1/24/11 (2-0)	1/24/11 (2-0)	11/20/10 (4-3 SO)
LAST LOSS	10/12/07 (6-8)	10/12/07 (6-8)	1/10/02 (0-5)
LAST OT GAME	11/20/10 (4-3 SO)	1/16/10 (4-3 SO)	11/20/10 (4-3 SO)
OVERTIME RECORD	7-6-8	3-3-4	4-3-4
LONGEST WIN STREAK	5 Games*	2 Games	4 Games*
	3/19/09-present	Five Times	1/12/06-present
LONGEST UNDEFEATED	6 Games (3-0-3)	4 Games (3-0-1)	4 Games*
	10/16/98-11/26/00	2/21/79-10/21/81	Four Times
LONGEST LOSING STREAK	10 Games	4 Games	10 Games
	11/21/68-1/15/70	1/30/69-10/14/71	Twice
LONGEST WINLESS	15 Games (0-14-1)	6 Games (0-5-1)	13 Games (0-12-1)
	11/21/68-2/3/71	1/30/69-10/14/71	12/20/80-11/2/89
SHUTOUTS BY KINGS	9	7	2
LAST TIME	1/24/11 (2-0)	1/24/11 (2-0)	1/12/06 (6-0)
SHUTOUTS OF KINGS	8	1	7
LAST TIME	1/10/02 (0-5)	1/3/76 (0-3)	1/10/02 (0-5)
MOST GOALS	8	8	6
	10/17/92 (8-6)	10/17/92 (8-6)	Three Times
MOST GOALS AGAINST	11	8	11
	11/14/71 (2-11)	Three Times	11/14/71 (2-11)

*Active Streak

Buffalo SABRES

Oct. 8 — Kings vs. Buffalo
(In Berlin)

One Seymour H. Knox III Plaza
Buffalo, NY 14203
(716) 855-4100

Arena: First Niagara Center
Capacity: 18,690
Entered NHL: 1970-71

Owner: Terrence M. Pegula
General Manager: Darcy Regier
Head Coach: Lindy Ruff
Assistant Coach: James Patrick

Media Contact: Michael Gilbert

ALL-TIME RECORD vs. BUFFALO (40-54-18-0)

Year	TOTAL				HOME				AWAY				Year	TOTAL				HOME				AWAY			
	W	L	T	OT	W	L	T	OT	W	L	T	OT		W	L	T	OT	W	L	T	OT	W	L	T	OT
1970-71	1	2	3	-	1	0	2	-	0	2	1	-	1991-92	1	1	1	-	0	1	1	-	1	0	0	-
1971-72	3	2	1	-	2	1	0	-	1	1	1	-	1992-93	2	0	0	-	1	0	0	-	1	0	0	-
1972-73	1	2	2	-	1	0	2	-	0	2	0	-	1993-94	0	2	0	-	0	1	0	-	0	1	0	-
1973-74	1	4	0	-	1	1	0	-	0	3	0	-	1994-95	-	-	-	-	-	-	-	-	-	-	-	-
1974-75	3	1	1	-	1	0	1	-	2	1	0	-	1995-96	0	1	1	-	0	1	0	-	0	0	1	-
1975-76	2	3	0	-	1	2	0	-	1	1	0	-	1996-97	1	1	0	-	1	0	0	-	0	1	0	-
1976-77	2	3	0	-	1	2	0	-	1	1	0	-	1997-98	0	1	1	-	0	0	1	-	0	1	0	-
1977-78	0	3	2	-	0	2	0	-	0	1	2	-	1998-99	1	1	0	-	1	0	0	-	0	1	0	-
1978-79	1	2	1	-	1	1	0	-	0	1	1	-	1999-00	1	1	0	0	1	0	0	0	0	1	0	0
1979-80	0	3	1	-	0	1	1	-	0	2	0	-	2000-01	1	1	0	0	1	0	0	0	0	1	0	0
1980-81	1	2	1	-	0	2	0	-	1	0	1	-	2001-02	1	0	0	0	1	0	0	0	0	0	0	0
1981-82	1	2	0	-	0	1	0	-	1	1	0	-	2002-03	1	0	0	0	0	0	0	0	1	0	0	0
1982-83	1	2	0	-	1	1	0	-	0	1	0	-	2003-04	0	2	0	0	0	1	0	0	0	1	0	0
1983-84	0	2	1	-	0	1	0	-	0	1	1	-	2005-06	0	1	-	0	0	0	0	0	0	1	-	0
1984-85	2	0	1	-	1	0	1	-	1	0	0	-	2006-07	-	-	-	-	-	-	-	-	-	-	-	-
1985-86	2	1	0	-	1	0	0	-	1	1	0	-	2007-08	1	0	-	0	1	0	-	0	0	0	-	0
1986-87	1	2	0	-	0	2	0	-	1	0	0	-	2008-09	0	1	-	0	0	0	-	0	1	-	0	-
1987-88	1	2	0	-	0	1	0	-	1	1	0	-	2009-10	1	0	-	0	1	0	-	0	0	0	-	0
1988-89	3	0	0	-	2	0	0	-	1	0	0	-	2010-11	0	1	-	0	0	0	-	0	1	-	0	-
1989-90	1	2	0	-	0	1	0	-	1	1	0	-	TOTALS	40	54	18	0	24	23	9	0	16	31	9	0
1990-91	2	0	1	-	2	0	0	-	0	0	1	-													

KINGS FAST FACTS

	OVERALL	AT HOME	ON ROAD
LAST 10 GAMES	5-5-0	7-2-1 (1 tie)	1-9-0
LAST WIN	1/21/10 (4-3 SO)	1/21/10 (4-3 SO)	2/21/03 (4-1)
LAST LOSS	11/19/10 (2-4)	10/23/03 (1-5)	11/19/10 (2-4)
LAST OT GAME	1/21/10 (4-3 SO)	1/21/10 (4-3 SO)	2/14/96 (2-2 tie)
OVERTIME RECORD	2-0-6	1-0-3	1-0-3
LONGEST WIN STREAK	4 Games	4 Games	2 Games
	11/22/87-3/1/89	1/7/99-1/17/02	Four Times
LONGEST UNDEFEATED	5 Games (4-0-1)	6 Games (5-0-1)	4 Games (3-0-1)
	11/9/84-3/15/86	1/9/97-1/17/02	3/14/90-3/15/93
LONGEST LOSING STREAK	5 Games	4 Games	5 Games
	Twice	Twice	Twice
LONGEST WINLESS	8 Games (0-6-2)	7 Games (0-6-1)	8 Games (0-5-3)
	12/7/78-12/20/80	3/24/79-11/20/82	3/3/77-1/27/80
SHUTOUTS BY KINGS	2	2	Never
LAST TIME	10/26/78 (6-0)	10/26/78 (6-0)	
SHUTOUTS OF KINGS	6	Never	6
LAST TIME	12/19/08 (0-5)		12/19/08 (0-5)
MOST GOALS	9	8	9
	1/1/76 (9-6)	Twice	1/1/76 (9-6)
MOST GOALS AGAINST	10	8	10
	1/14/06 (1-10)	Twice	1/14/06 (1-10)

*Active Streak

Calgary FLAMES

Jan. 14 — Kings at Calgary
Jan. 19 — Kings vs. Calgary
Feb. 18 — Kings vs. Calgary
Mar. 28 — Kings at Calgary

P.O. Box 1540, Station M
Calgary, Alberta T2P 3B9
(403) 777-4636

Arena: Pengrowth Saddledome
Capacity: 19,289
Entered NHL: 1972-73 (Atlanta)

President/CEO: Ken King
General Manager: Jay Feaster
Head Coach: Brent Sutter
Assistant Coaches: Craig Hartsburg
Dave Lowry

Media Contact: Peter Hanlon

ALL-TIME RECORD vs. CALGARY (81-104-21-3)

(Atlanta prior to 1980-81)

Year	TOTAL				HOME				AWAY				Year	TOTAL				HOME				AWAY			
	W	L	T	OT	W	L	T	OT	W	L	T	OT		W	L	T	OT	W	L	T	OT	W	L	T	OT
1972-73	1	1	3	-	1	0	1	-	0	1	2	-	1992-93	3	3	1	-	2	1	1	-	1	2	0	-
1973-74	5	1	0	-	3	0	0	-	2	1	0	-	1993-94	3	3	1	-	2	1	0	-	1	2	1	-
1974-75	1	2	1	-	1	0	1	-	0	2	0	-	1994-95	1	3	1	-	0	1	1	-	1	2	0	-
1975-76	3	1	0	-	2	0	0	-	1	1	0	-	1995-96	1	3	1	-	0	1	1	-	1	2	0	-
1976-77	2	2	0	-	1	1	0	-	1	1	0	-	1996-97	1	3	1	-	0	2	1	-	1	1	0	-
1977-78	2	1	1	-	1	1	0	-	1	0	1	-	1997-98	5	1	0	-	3	0	0	-	2	1	0	-
1978-79	2	2	0	-	2	0	0	-	0	2	0	-	1998-99	1	2	1	-	1	1	0	-	0	1	1	-
1979-80	1	2	1	-	0	2	0	-	1	0	1	-	1999-00	4	0	0	0	2	0	0	0	2	0	0	0
1980-81	1	3	0	-	1	1	0	-	0	2	0	-	2000-01	3	1	0	0	1	1	0	0	2	0	0	0
1981-82	3	4	1	-	3	0	1	-	0	4	0	-	2001-02	0	3	1	0	0	2	0	0	0	1	1	0
1982-83	3	3	2	-	3	1	0	-	0	2	2	-	2002-03	1	1	0	2	1	1	0	0	0	0	2	-
1983-84	3	4	1	-	2	2	0	-	1	2	1	-	2003-04	1	1	1	1	1	1	0	0	0	0	1	1
1984-85	3	4	1	-	2	2	0	-	1	2	1	-	2005-06	2	2	-	0	1	1	-	0	1	1	-	0
1985-86	1	7	0	-	1	3	0	-	0	4	0	-	2006-07	1	3	-	0	1	1	-	0	0	2	-	0
1986-87	3	5	0	-	2	2	0	-	1	3	0	-	2007-08	1	3	-	0	1	1	-	0	0	2	-	0
1987-88	4	4	0	-	1	3	0	-	3	1	0	-	2008-09	0	4	-	0	0	2	-	0	0	2	-	0
1988-89	2	6	0	-	2	2	0	-	0	4	0	-	2009-10	1	3	-	0	1	1	-	0	0	2	-	0
1989-90	3	4	1	-	1	2	1	-	2	2	0	-	2010-11	3	1	-	0	2	0	-	0	1	1	-	0
1990-91	4	3	1	-	2	1	1	-	2	2	0	-	TOTALS	81	104	21	3	52	42	9	0	29	62	12	3
1991-92	2	5	0	-	2	1	0	-	0	4	0	-													

KINGS FAST FACTS

	OVERALL	AT HOME	ON ROAD
LAST 10 GAMES	4-6-0	5-5-0	1-9-0
LAST WIN	3/21/11 (2-1 SO)	3/21/11 (2-1 SO)	2/5/11 (4-3 SO)
LAST LOSS	10/10/10 (1-3)	10/10/10 (1-3)	10/10/10 (1-3)
LAST OT GAME	3/21/11 (2-1 SO)	3/21/11 (2-1 SO)	2/5/11 (4-3 SO)
OVERTIME RECORD	9-5-12	4-1-6	5-4-6
LONGEST WIN STREAK	5 Games	4 Games	4 Games
	10/15/99-1/6/01	2/20/81-2/11/82	10/15/99-4/7/01
LONGEST UNDEFEATED	5 Games	10 Games (8-0-2)	6 Games (4-0-2)
	Twice	10/26/72-10/28/76	2/20/99-11/20/01
LONGEST LOSING STREAK	11 Games	5 Games	10 Games
	3/3/85-3/2/86	3/23/85-3/2/86	3/29/06-10/10/10
LONGEST WINLESS	12 Games (0-11-1, tie)	7 Games (0-6-1, tie)	14 Games (0-10-4 ties)
	1/9/85-3/2/86	2/23/95-3/15/97	3/13/80-2/28/84
SHUTOUTS BY KINGS	7	5	2
LAST TIME	2/22/01 (2-0)	1/6/01 (2-0)	2/22/01 (2-0)
SHUTOUTS OF KINGS	11	5	6
LAST TIME	2/12/09 (0-2)	2/12/09 (0-2)	11/28/96 (0-2)
MOST GOALS	9	9	8
	Twice	Twice	Twice
MOST GOALS AGAINST	11	9	11
	10/17/88 (4-11)	10/13/85 (2-9)	10/17/88 (4-11)

*Active Streak

Carolina HURRICANES

Feb. 4 — Kings at Carolina

1400 Edwards Mill Road
Raleigh, NC 27607
(919) 467-7825

Arena: RBC Center
Capacity: 18,680
Entered NHL: 1979-80 (Hartford)

CEO/Owner/Governor: Peter Karmanos, Jr.
President/General Manager: Jim Rutherford
Head Coach: Paul Maurice
Associate Head Coach/Director of Player Personnel:
Ron Francis
Assistant Coaches: Tom Barrasso
Dave Lewis

Media Contact: Mike Sundheim

ALL-TIME RECORD vs. CAROLINA (31-25-8-2)

(Hartford prior to 1997-98)

TOTAL										HOME										AWAY										
Year	W	L	T	OT	W	L	T	OT	W	L	T	OT	Year	W	L	T	OT	W	L	T	OT	Year	W	L	T	OT	W	L	T	OT
1979-80	1	2	1	-	1	0	1	-	0	2	0	-	1995-96	0	2	0	-	0	1	0	-	0	1	0	-	0	1	0	-	
1980-81	3	0	1	-	2	0	0	-	1	0	1	-	1996-97	2	0	0	-	1	0	0	-	1	0	0	-	1	0	0	-	
1981-82	0	2	1	-	0	1	0	-	0	1	1	-	1997-98	0	1	1	-	0	1	0	-	0	0	1	-	0	0	1	-	
1982-83	2	1	0	-	1	1	0	-	1	0	0	-	1998-99	1	1	0	-	0	1	0	-	1	0	0	-	1	0	0	-	
1983-84	1	2	0	-	0	1	0	-	1	1	0	-	1999-00	0	1	0	0	0	1	0	0	0	0	0	0	0	0	0	0	
1984-85	2	0	1	-	1	0	1	-	1	0	0	-	2000-01	2	0	0	0	1	0	0	0	1	0	0	0	1	0	0	0	
1985-86	1	2	0	-	0	1	0	-	1	1	0	-	2001-02	1	0	0	1	1	0	0	0	0	0	0	1	0	0	0	1	
1986-87	2	1	0	-	2	0	0	-	0	1	0	-	2002-03	1	0	1	0	1	0	0	0	0	0	1	0	0	0	1	0	
1987-88	0	3	0	-	0	1	0	-	0	2	0	-	2003-04	0	0	0	1	0	0	0	0	0	0	0	0	0	0	1	0	
1988-89	2	1	0	-	2	0	0	-	0	1	0	-	2005-06	0	1	-	0	0	1	-	0	0	0	-	0	0	-	0	0	
1989-90	1	2	0	-	0	1	0	-	1	1	0	-	2006-07	0	1	-	0	0	0	-	0	0	1	-	0	1	-	0	0	
1990-91	2	1	0	-	2	0	0	-	0	1	0	-	2007-08	-	-	-	-	-	-	-	-	-	-	-	-	-	-	-	-	
1991-92	0	1	2	-	0	0	1	-	0	1	1	-	2008-09	1	0	-	0	1	0	-	0	0	-	0	0	-	0	0	-	0
1992-93	2	0	0	-	1	0	0	-	1	0	0	-	2009-10	1	0	-	0	0	0	-	0	1	0	-	0	1	0	-	0	
1993-94	2	0	0	-	1	0	0	-	1	0	0	-	2010-11	1	0	-	0	1	0	-	0	0	0	-	0	0	0	-	0	
1994-95	-	-	-	-	-	-	-	-	-	-	-	-	TOTALS	31	25	8	2	19	11	3	0	12	14	5	2					

KINGS FAST FACTS

	OVERALL	AT HOME	ON ROAD
LAST 10 GAMES	5-2-3 (1 tie)	6-4-0	4-2-4 (2 ties)
LAST WIN	10/20/10 (4-3)	10/20/10 (4-3)	11/11/09 (5-2)
LAST LOSS	2/13/07 (1-2)	12/8/05 (2-3)	2/13/07 (1-2)
LAST OT GAME	10/17/08 (4-3 OT)	10/17/08 (4-3 OT)	11/8/03 (2-3 OT)
OVERTIME RECORD	3-2-5	2-0-2	1-2-3
LONGEST WIN STREAK	4 Games	3 Games	3 Games
	1/31/92-3/2/94	2/8/01-2/7/03	12/30/83-11/2/85
LONGEST UNDEFEATED	6 Games (3-0-3)	5 Games (4-0-1)	4 Games (3-0-1)
	3/29/80-12/19/81	10/19/90-1/12/94	11/2/96-1/20/01
LONGEST LOSING STREAK	4 Games	3 Games	6 Games
	3/22/87-3/9/88	3/5/98-3/2/00	3/22/86-11/4/89
LONGEST WINLESS	4 Games	3 Games	6 Games
	Three Times	3/5/98-3/2/00	3/22/86-11/4/89
SHUTOUTS BY KINGS	1	Never	1
LAST TIME	3/15/03 (0-0)		3/15/03 (0-0)
SHUTOUTS OF KINGS	3	1	2
LAST TIME	3/15/03 (0-0)	11/27/85 (0-9)	3/15/03 (0-0)
MOST GOALS	9	9	9
	Twice	1/14/89 (9-6)	12/30/83 (9-3)
MOST GOALS AGAINST	9	9	8
	11/27/85 (0-9)	11/27/85 (0-9)	1/25/96 (2-8)

*Active Streak

Chicago BLACKHAWKS

Nov. 26 — Kings vs. Chicago
Dec. 28 — Kings at Chicago
Feb. 25 — Kings vs. Chicago
Mar. 11 — Kings at Chicago

1901 W. Madison St.
Chicago, IL 60612
(312) 455-7000

Arena: United Center
Capacity: 20,500
Entered NHL: 1926-27

Chairman: W. Rockwell "Rocky" Wirtz
Vice President/General Manager: Stan Bowman
Head Coach: Joel Quenneville
Assistant Coaches: Mike Haviland
Mike Kitchen

Media Contact: Brandon Faber

ALL-TIME RECORD vs. CHICAGO (73-78-17-5)

TOTAL										HOME										AWAY									
Year	W	L	T	OT	W	L	T	OT	W	L	T	OT	Year	W	L	T	OT	W	L	T	OT	W	L	T	OT				
1967-68	1	2	1	-	0	1	1	-	1	1	0	-	1989-90	1	2	0	-	1	1	0	-	0	1	0	-				
1968-69	1	5	0	-	1	2	0	-	0	3	0	-	1990-91	2	1	0	-	0	1	0	-	2	0	0	-				
1969-70	1	5	0	-	1	2	0	-	0	3	0	-	1991-92	1	1	1	-	1	0	0	-	0	1	1	-				
1970-71	2	4	0	-	1	2	0	-	1	2	0	-	1992-93	3	1	1	-	1	0	1	-	2	1	0	-				
1971-72	1	5	0	-	1	2	0	-	0	3	0	-	1993-94	1	2	1	-	1	1	0	-	0	1	1	-				
1972-73	3	2	0	-	3	0	0	-	0	2	0	-	1994-95	1	3	0	-	0	2	0	-	1	1	0	-				
1973-74	1	3	2	-	1	2	0	-	0	1	2	-	1995-96	2	2	0	-	1	1	0	-	1	1	0	-				
1974-75	2	2	0	-	0	2	0	-	2	0	0	-	1996-97	1	3	0	-	0	2	0	-	1	1	0	-				
1975-76	2	2	0	-	0	2	0	-	2	0	0	-	1997-98	4	0	0	-	2	0	0	-	2	0	0	-				
1976-77	2	2	0	-	1	1	0	-	1	1	0	-	1998-99	4	0	0	-	2	0	0	-	2	0	0	-				
1977-78	2	2	0	-	1	1	0	-	1	1	0	-	1999-00	3	1	0	0	1	1	0	0	2	0	0	0				
1978-79	3	1	0	-	2	0	0	-	1	1	0	-	2000-01	0	1	3	0	0	0	2	0	0	1	1	0				
1979-80	3	0	1	-	1	0	1	-	2	0	0	-	2001-02	2	2	0	0	1	1	0	0	1	1	0	0				
1980-81	2	0	2	-	1	0	1	-	1	0	1	-	2002-03	1	2	0	1	1	1	0	0	0	1	0	1				
1981-82	0	3	0	-	0	2	0	-	0	1	0	-	2003-04	3	1	0	0	1	1	0	0	2	0	0	0				
1982-83	0	2	1	-	0	0	1	-	0	2	0	-	2005-06	3	1	-	0	2	0	-	0	1	1	-	0				
1983-84	3	0	0	-	2	0	0	-	1	0	0	-	2006-07	1	1	-	2	0	0	-	2	1	1	-	0				
1984-85	0	2	1	-	0	1	0	-	0	1	1	-	2007-08	2	1	-	1	0	0	-	1	1	1	-	0				
1985-86	0	1	2	-	0	1	1	-	0	0	1	-	2008-09	2	2	-	0	2	0	-	0	2	-	0	0				
1986-87	1	1	1	-	1	0	0	-	0	1	1	-	2009-10	1	2	-	1	1	1	-	0	0	1	-	1				
1987-88	2	1	0	-	2	0	0	-	0	1	0	-	2010-11	0	4	-	0	2	0	-	0	2	-	0	0				
1988-89	3	0	0	-	1	0	0	-	2	0	0	-	TOTALS	73	78	17	5	39	36	8	3	34	42	9	2				

KINGS FAST FACTS

	OVERALL	AT HOME	ON ROAD
LAST 10 GAMES	1-8-1	4-3-3	2-7-1
LAST WIN	11/28/09 (2-1 SO)	11/28/09 (2-1 SO)	12/30/07 (3-2 OT)
LAST LOSS	1/3/11 (3-4)	1/3/11 (3-4)	12/19/10 (2-3)
LAST OT GAME	3/10/10 (2-3 OT)	11/28/09 (2-1 SO)	3/10/10 (2-3 OT)
OVERTIME RECORD	4-5-10	3-3-4	1-2-6
LONGEST WIN STREAK	10 Games	5 Games	7 Games
	11/20/97-11/16/99	Twice	11/17/96-2/16/00
LONGEST UNDEFEATED	10 Games	6 Games (4-0-2)	7 Games
	11/20/97-11/16/99	11/20/78-3/11/81	11/17/96-2/16/00
LONGEST LOSING STREAK	6 Games (0-5-1)*	5 Games	6 Games*
	3/10/10-present	11/16/74-11/24/76	Twice
LONGEST WINLESS	7 Games (0-3-4)	5 Games	9 Games (0-7-2)
	10/21/84-11/19/86	11/16/74-11/24/76	2/21/71-2/13/74
SHUTOUTS BY KINGS	8	5	3
LAST TIME	11/21/98 (5-0)	11/21/98 (5-0)	12/22/97 (1-0)
SHUTOUTS OF KINGS	14	5	9
LAST TIME	3/18/10 (0-3)	3/18/10 (0-3)	3/6/07 (0-3)
MOST GOALS	9	9	7
	Twice	Twice	Twice
MOST GOALS AGAINST	9	8	9
	1/26/69 (3-9)	Twice	1/26/69 (3-9)

*Active Streak

Colorado AVALANCHE

Oct. 30 — Kings at Colorado
Jan. 2 — Kings vs. Colorado
Jan. 21 — Kings vs. Colorado
Feb. 22 — Kings at Colorado

1000 Chopper Circle
Denver, CO 80204
(303) 405-1100

Arena: Pepsi Center
Capacity: 18,007
Entered NHL: 1979-80 (Quebec)

Owner/Governor: E. Stanley Kroenke
President/Alternate Governor: Pierre Lacroix
General Manager: Greg Sherman
Head Coach: Joe Sacco
Assistant Coaches: Sylvain Lefebvre
Adam Deadmarsh

Media Contact: Jean Martineau

ALL-TIME RECORD vs. COLORADO (56-43-8-2)

(Quebec prior to 1995-96)

TOTAL					HOME					AWAY				
Year	W	L	T	OT	W	L	T	OT		W	L	T	OT	
1979-80	3	1	0	-	2	0	0	-		1	1	0	-	
1980-81	3	1	0	-	1	1	0	-		2	0	0	-	
1981-82	1	0	2	-	1	0	1	-		0	0	1	-	
1982-83	1	1	1	-	1	0	0	-		0	1	1	-	
1983-84	0	3	0	-	0	2	0	-		0	1	0	-	
1984-85	1	2	0	-	0	1	0	-		1	1	0	-	
1985-86	1	2	0	-	0	2	0	-		1	0	0	-	
1986-87	0	3	0	-	0	1	0	-		0	2	0	-	
1987-88	2	1	0	-	2	0	0	-		0	1	0	-	
1988-89	3	0	0	-	1	0	0	-		2	0	0	-	
1989-90	3	0	0	-	2	0	0	-		1	0	0	-	
1990-91	2	0	1	-	1	0	0	-		1	0	1	-	
1991-92	1	1	0	-	1	0	0	-		0	1	0	-	
1992-93	0	2	0	-	0	1	0	-		0	1	0	-	
1993-94	1	1	0	-	1	0	0	-		0	1	0	-	
1994-95	-	-	-	-	-	-	-	-		-	-	-	-	
TOTALS	56	43	8	2	32	17	5	1		24	26	3	1	

KINGS FAST FACTS

	OVERALL	AT HOME	ON ROAD
LAST 10 GAMES	8-1-1	6-3-1	6-3-1
LAST WIN	3/26/11 (4-1)	3/26/11 (4-1)	12/21/10 (5-0)
LAST LOSS	3/24/10 (3-4 SO)	11/22/08 (3-4 SO)	3/24/10 (3-4 SO)
LAST OT GAME	4/11/10 (2-1 OT)	3/22/10 (4-3 OT)	4/11/10 (2-1 OT)
OVERTIME RECORD	6-2-5	2-1-4	4-1-1
LONGEST WIN STREAK	7 Games	7 Games	3 Games*
	2/11/88-2/17/90	11/14/87-12/27/91	Four Times
LONGEST UNDEFEATED	10 Games (9-0-1)	7 Games	5 Games
	2/11/88-3/9/91	11/14/87-12/27/91	Twice
LONGEST LOSING STREAK	4 Games	6 Games	4 Games
	Three Times	12/10/83-3/14/87	12/7/91-2/23/96
LONGEST WINLESS	4 Games	6 Games	4 Games
	Three Times	12/10/83-3/14/87	Twice
SHUTOUTS BY KINGS	7	3	4
LAST TIME	12/21/10 (5-0)	2/13/10 (3-0)	12/21/10 (5-0)
SHUTOUTS OF KINGS	2	1	1
LAST TIME	3/20/05 (0-5)	3/20/05 (0-5)	3/27/03 (0-3)
MOST GOALS	11	11	8
	2/18/89 (11-3)	2/18/89 (11-3)	12/10/89 (8-4)
MOST GOALS AGAINST	8	7	8
	Twice	Twice	Twice

*Active Streak

Columbus BLUE JACKETS

Dec. 15 — Kings at Columbus
Jan. 7 — Kings vs. Columbus
Feb. 1 — Kings vs. Columbus
Mar. 8 — Kings at Columbus

200 W. Nationwide Blvd.
Columbus, OH 43215
(614) 246-4625

Arena: Nationwide Arena
Capacity: 18,144
Entered NHL: 2000-01

Majority Owner/Governor: John P. McConnell
General Manager: Scott Howson
Head Coach: Scott Arniel
Assistant Coaches: Brad Berry
Todd Richards
Dan Hinote

Media Contact: Todd Sharrock

ALL-TIME RECORD vs. COLUMBUS (21-15-1-3)

TOTAL					HOME					AWAY				
Year	W	L	T	OT	W	L	T	OT		W	L	T	OT	
2000-01	3	1	0	0	2	0	0	0		1	1	0	0	
2001-02	3	1	0	0	1	1	0	0		2	0	0	0	
2002-03*	0	4	0	0	0	2	0	0		0	2	0	0	
2003-04	1	0	1	2	1	0	1	0		0	0	0	2	
2005-06	3	1	-	0	2	0	-	0		1	1	-	0	
2006-07	2	1	-	1	2	0	-	0		0	1	-	1	
2007-08	1	3	-	0	0	2	-	0		1	1	-	0	
2008-09	2	2	-	0	1	1	-	0		1	1	-	0	
2009-10	3	1	-	0	2	0	-	0		1	1	-	0	
2010-11	3	1	-	0	1	1	-	0		2	0	-	0	
TOTALS	21	15	1	3	12	7	1	0		9	8	0	3	

*pulled goalie in overtime and lost game (no point awarded) on 3/25/03

KINGS FAST FACTS

	OVERALL	AT HOME	ON ROAD
LAST 10 GAMES	6-4-0	6-4-0	5-4-1
LAST WIN	3/11/11 (4-2)	1/8/11 (6-4)	3/11/11 (4-2)
LAST LOSS	11/17/10 (3-5)	11/17/10 (3-5)	10/17/09 (1-4)
LAST OT GAME	2/16/11 (4-3 SO)	1/10/04 (2-2 tie)	2/16/11 (4-3 SO)
OVERTIME RECORD	2-4-1	0-1-1	2-3-0
LONGEST WIN STREAK	5 Games	5 Games	3 Games*
	2/24/01-2/26/02	2/21/04-3/17/07	1/28/10-present
LONGEST UNDEFEATED	5 Games	6 Games (5-0-1, 1 tie)	3 Games*
	2/24/01-2/26/02	1/10/04-3/17/07	1/28/10-present
LONGEST LOSING STREAK	5 Games (0-4-1)	3 Games (0-2-1)	4 Games
	3/2/02-3/25/03	3/2/02-3/25/03	Twice
LONGEST WINLESS	8 Games (0-4-4, 1 tie)	4 Games (0-2-2, 1 tie)	4 Games
	3/2/02-2/11/04	3/2/02-1/10/04	Twice
SHUTOUTS BY KINGS	5	4	1
LAST TIME	3/8/10 (6-0)	3/8/10 (6-0)	12/23/08 (3-0)
SHUTOUTS OF KINGS	3	2	1
LAST TIME	12/29/08 (0-2)	12/29/08 (0-2)	10/27/06 (0-2)
MOST GOALS	8	6	8
	11/13/05 (8-2)	Three Times	11/13/05 (8-2)
MOST GOALS AGAINST	7	5	7
	2/8/06 (4-7)	11/17/10 (3-5)	2/8/06 (4-7)

*Active Streak

Dallas STARS

Oct. 22 — Kings vs. Dallas
Oct. 27 — Kings at Dallas
Nov. 23 — Kings at Dallas
Dec. 10 — Kings vs. Dallas
Jan. 12 — Kings vs. Dallas
Feb. 12 — Kings at Dallas

2601 Avenue of The Stars
Frisco, TX 75034
(214) 387-5500

Arena: American Airlines Center
Capacity: 18,532
Entered NHL: 1967-68 (Minnesota)

Chairman of the Board/Owner: Thomas O. Hicks
General Manager: Joe Nieuwendyk
Head Coach: Glen Gulutzan
Associate Coach: Willie Desjardins
Assistant Coaches: Paul Jerrard
Stu Barnes

Media Contact: Rob Scichili

ALL-TIME RECORD vs. DALLAS (77-93-32-6)

(Minnesota prior to 1993-94)

TOTAL										HOME										AWAY										TOTAL										HOME										AWAY									
Year	W	L	T	OT	W	L	T	OT	W	L	T	OT	Year	W	L	T	OT	W	L	T	OT	Year	W	L	T	OT	W	L	T	OT	W	L	T	OT																									
1967-68	2	6	2		1	3	1		1	3	1		1989-90	1	2	0		1	0	0		0	2	0		1	0	0		1	0	0																											
1968-69	1	4	3		1	0	3		0	4	0		1990-91	3	0	0		2	0	0		1	0	0		1	0	0		1	0	0																											
1969-70	2	2	4		1	0	3		1	2	1		1991-92	1	1	1		1	1	0		0	0	1		0	0	1		0	0	1																											
1970-71	0	5	1		0	2	1		0	3	0		1992-93	1	1	1		0	1	0		1	0	1		1	0	1		1	0	1																											
1971-72	0	6	0		0	3	0		0	3	0		1993-94	0	3	1		0	1	1		0	2	0		0	2	0		0	2	0																											
1972-73	0	3	2		0	2	0		0	1	2		1994-95	2	2	0		1	1	0		1	1	0		1	1	0		1	1	0																											
1973-74	2	3	1		2	0	1		0	3	0		1995-96	0	0	4		0	0	2		0	0	2		0	0	2		0	0	2																											
1974-75	4	0	0		2	0	0		2	0	0		1996-97	0	3	1		0	1	1		0	2	0		0	2	0		0	2	0																											
1975-76	2	1	1		2	0	0		0	1	1		1997-98	0	3	1		0	2	0		0	1	1		0	1	1		0	1	1																											
1976-77	1	3	0		1	1	0		0	2	0		1998-99	0	6	0		0	3	0		0	3	0		0	3	0		0	3	0																											
1977-78	2	1	1		1	0	1		1	1	0		1999-00	2	3	0	1	2	1	0	0	0	2	0	1	0	0	2	0	1	0	0	2	0	1																								
1978-79	3	1	0		2	0	0		1	1	0		2000-01	3	2	0	0	2	0	0	0	1	2	0	0	0	1	2	0	0	1	2	0	0																									
1979-80	2	0	2		1	0	1		1	0	1		2001-02	2	2	0	1	2	1	0	0	0	1	0	1	0	0	1	0	1	0	1	0	1																									
1980-81	4	0	0		2	0	0		2	0	0		2002-03	2	3	0	0	1	1	0	0	1	2	0	0	0	1	2	0	0	1	2	0	0																									
1981-82	0	2	1		0	0	1		0	2	0		2003-04	2	2	2	0	1	1	1	0	1	1	1	0	1	1	1	0	1	1	1	0	1																									
1982-83	1	2	0		1	1	0		0	1	0		2005-06	6	2		0	3	1		0	3	1		0	3	1		0	3	1		0	3	1																								
1983-84	1	1	1		0	0	1		1	1	0		2006-07	0	6		2	0	3		1	0	3		1	0	3		1	0	3		1	0	3																								
1984-85	1	1	1		1	1	0		0	0	1		2007-08	4	4		0	3	1		0	1	3		0	1	3		0	1	3		0	1	3																								
1985-86	2	1	0		1	0	0		1	1	0		2008-09	4	1		1	2	1		0	2	0		1	2	1		0	2	0		1	2	0																								
1986-87	0	2	1		0	1	1		0	1	0		2009-10	5	1		0	2	1		0	3	0		0	2	1		0	3	0		0	2	0																								
1987-88	3	0	0		1	0	0		2	0	0		TOTALS	4	1		1	2	0		1	2	1		0	2	1		0	2	1		0	2	1																								
1988-89	2	1	0		2	0	0		0	1	0		TOTALS	77	93	32	6	47	35	19	2	30	58	13	4																																		

KINGS FAST FACTS

	OVERALL	AT HOME	ON ROAD
LAST 10 GAMES	7-2-1	6-3-1	8-1-1
LAST WIN	4/2/11 (3-1)	4/2/11 (3-1)	3/13/11 (3-2)
LAST LOSS	3/7/11 (3-4 OT)	3/7/11 (3-4 OT)	1/17/11 (1-2)
LAST OT GAME	3/7/11 (3-4 OT)	3/7/11 (3-4 OT)	3/12/10 (2-1 SO)
OVERTIME RECORD	9-7-14	7-2-7	2-5-7
LONGEST WIN STREAK	5 Games	7 Games	5 Games
	Three Times	1/30/88-10/19/91	3/26/09-10/28/10
LONGEST UNDEFEATED	9 Games (7-0-2)	10 Games (7-0-3)	5 Games
	4/7/79-3/28/81	4/2/77-1/21/82	3/26/09-10/28/10
LONGEST LOSING STREAK	11 Games	6 Games	8 Games
	Twice	Twice	3/31/70-11/14/72
LONGEST WINLESS	22 Games (0-17-5)	10 Games (0-7-3)	14 Games (0-11-3)
	11/8/95-1/26/00	12/2/95-1/20/00	2/25/70-3/26/74
SHUTOUTS BY KINGS	10	8	2
LAST TIME	3/26/09 (1-0 SO)	4/1/06 (1-0)	3/26/09 (1-0 SO)
SHUTOUTS OF KINGS	11	5	6
LAST TIME	3/26/09 (1-0 SO)	2/23/94 (0-0)	3/26/09 (1-0 SO)
MOST GOALS	10	10	10
	Twice	3/14/81 (10-4)	2/17/93 (10-5)
MOST GOALS AGAINST	9	8	9
	1/16/84 (3-9)	Twice	1/16/84 (3-9)

*Active Streak

Detroit RED WINGS

Nov. 19 — Kings vs. Detroit
Dec. 17 — Kings at Detroit
Mar. 9 — Kings at Detroit
Mar. 13 — Kings vs. Detroit

600 Civic Center Dr.
Detroit, MI 48226
(313) 983-6606

Arena: Joe Louis Arena
Capacity: 20,066
Entered NHL: 1926-27

Owners: Mike and Marian Ilitch
Executive VP/General Manager/Alternate Governor:
Ken Holland
Head Coach: Mike Babcock
Associate Coaches: Bill Peters
Jeff Blashill

Media Contact: John Hahn

ALL-TIME RECORD vs. DETROIT (79-73-27-4)

TOTAL					HOME					AWAY					TOTAL					HOME					AWAY				
Year	W	L	T	OT	W	L	T	OT	W	L	T	OT	Year	W	L	T	OT	W	L	T	OT	W	L	T	OT				
1967-68	2	1	1	–	0	1	1	–	2	0	0	–	1989-90	2	1	0	–	2	0	0	–	0	1	0	–				
1968-69	2	4	0	–	2	1	0	–	0	3	0	–	1990-91	2	1	0	–	1	0	0	–	1	1	0	–				
1969-70	0	6	0	–	0	3	0	–	0	3	0	–	1991-92	1	2	0	–	0	2	0	–	1	0	0	–				
1970-71	2	1	3	–	2	0	1	–	0	1	2	–	1992-93	2	1	1	–	0	1	1	–	2	0	0	–				
1971-72	2	3	1	–	2	1	0	–	0	2	1	–	1993-94	1	2	1	–	1	1	0	–	0	1	1	–				
1972-73	2	2	1	–	2	0	1	–	0	2	0	–	1994-95	2	1	1	–	2	0	0	–	0	1	1	–				
1973-74	1	3	1	–	1	1	0	–	0	2	1	–	1995-96	0	3	1	–	0	1	1	–	0	2	0	–				
1974-75	5	0	1	–	2	0	1	–	3	0	0	–	1996-97	0	2	2	–	0	1	1	–	0	1	1	–				
1975-76	3	2	1	–	1	1	1	–	2	1	0	–	1997-98	2	1	1	–	1	1	0	–	1	0	1	–				
1976-77	5	0	1	–	3	0	0	–	2	0	1	–	1998-99	2	2	0	–	1	1	0	–	1	1	0	–				
1977-78	2	3	1	–	1	1	1	–	1	2	0	–	1999-00	2	2	1	0	1	1	0	0	1	1	1	0				
1978-79	5	1	2	–	2	0	2	–	3	1	0	–	2000-01	1	1	1	0	1	0	1	0	0	1	0	0				
1979-80	3	0	1	–	1	0	1	–	2	0	0	–	2001-02	2	2	0	0	2	0	0	0	0	2	0	0				
1980-81	3	1	0	–	2	0	0	–	1	1	0	–	2002-03	1	2	1	0	1	1	0	0	0	1	1	0				
1981-82	2	1	0	–	2	0	0	–	0	1	0	–	2003-04	0	3	0	1	0	2	0	0	0	1	0	1				
1982-83	1	0	2	–	1	0	0	–	0	0	2	–	2005-06	0	3	–	1	0	2	–	0	0	1	–	1				
1983-84	2	0	1	–	1	0	1	–	1	0	0	–	2006-07	1	2	–	1	1	1	–	0	0	1	–	1				
1984-85	2	1	0	–	1	0	0	–	1	1	0	–	2007-08	1	3	–	0	0	2	–	0	1	1	–	0				
1985-86	1	2	0	–	0	2	0	–	1	0	0	–	2008-09	0	3	–	1	0	1	–	1	0	2	–	0				
1986-87	3	0	0	–	1	0	0	–	2	0	0	–	2009-10	2	2	–	0	1	1	–	0	1	1	–	0				
1987-88	1	2	0	–	1	1	0	–	0	1	0	–	2010-11	3	1	–	0	1	1	–	1	0	2	–	0				
1988-89	3	0	0	–	1	0	0	–	2	0	0	–	TOTALS	79	73	27	4	45	32	14	1	34	41	13	3				

KINGS FAST FACTS

	OVERALL	AT HOME	ON ROAD
LAST 10 GAMES	5-5-0	3-6-1	4-5-1
LAST WIN	3/9/11 (2-1)	12/4/10 (3-2 OT)	3/9/11 (2-1)
LAST LOSS	2/28/11 (4-7)	2/28/11 (4-7)	10/15/09 (2-5)
LAST OT GAME	12/4/10 (3-2 OT)	12/4/10 (3-2 OT)	3/9/07 (2-3 OT)
OVERTIME RECORD	5-4-11	2-1-5	3-3-6
LONGEST WIN STREAK	6 Games	6 Games	6 Games
	3/19/88-1/18/90	3/19/88-1/18/82	1/3/79-12/11/80
LONGEST UNDEFEATED	13 Games (11-0-2)	15 Games (10-0-5)	6 Games
	2/12/78-1/20/81	3/16/78-3/16/85	1/3/79-12/11/80
LONGEST LOSING STREAK	12 Games (0-10-2)	6 Games	8 Games (0-5-3)
	2/24/03-12/31/06	3/10/03-10/16/06	2/24/03-12/19/07
LONGEST WINLESS	13 Games (0-10-3)	6 Games	17 Games (0-13-4)
	11/23/02-12/31/06	3/10/03-10/16/06	1/9/69-1/12/74
SHUTOUTS BY KINGS	5	3	2
LAST TIME	12/13/10 (5-0)	4/4/02 (3-0)	12/13/10 (5-0)
SHUTOUTS OF KINGS	8	4	4
LAST TIME	1/15/09 (0-4)	1/15/09 (0-4)	10/21/96 (0-3)
MOST GOALS	11	11	9
	1/20/81 (11-4)	1/20/81 (11-4)	3/29/93 (9-3)
MOST GOALS AGAINST	10	7	10
	11/5/81 (2-10)	Three Times	11/5/81 (2-10)

*Active Streak

Edmonton OILERS

Nov. 3 — Kings vs. Edmonton
Jan. 15 — Kings at Edmonton
Mar. 30 — Kings at Edmonton
Apr. 2 — Kings vs. Edmonton

11230 - 110 Street
Edmonton, Alberta T5G 3H7
(780) 414-4000

Arena: Rexall Place
Capacity: 16,839
Entered NHL: 1979-80

Owner/Governor: Daryl A. Katz
General Manager: Steve Tambellini
Head Coach: Tom Renney
Associate Coach: Ralph Krueger
Assistant Coaches: Kelly Buchberger
Steve Smith

Media Contact: J.J. Hebert

ALL-TIME RECORD vs. EDMONTON (64-78-30-6)

TOTAL				HOME				AWAY				TOTAL				HOME				AWAY						
Year	W	L	T	OT	W	L	T	OT	W	L	T	OT	Year	W	L	T	OT	W	L	T	OT	Year	W	L	T	OT
1979-80	1	2	1	-	1	1	0	-	0	1	1	-	1995-96	1	3	1	-	1	1	0	-	0	2	1	-	
1980-81	2	0	2	-	2	0	0	-	0	0	2	-	1996-97	2	3	1	-	1	1	1	-	1	2	0	-	
1981-82	1	5	2	-	1	2	1	-	0	3	1	-	1997-98	1	4	0	-	0	3	0	-	1	1	0	-	
1982-83	1	5	2	-	0	2	2	-	1	3	0	-	1998-99	3	0	1	-	1	0	1	-	2	0	0	-	
1983-84	2	6	0	-	1	3	0	-	1	3	0	-	1999-00	1	2	1	0	1	0	1	0	0	2	0	0	
1984-85	3	4	1	-	2	1	1	-	1	3	0	-	2000-01	1	3	0	0	0	2	0	0	1	1	0	0	
1985-86	0	6	2	-	0	3	1	-	0	3	1	-	2001-02	2	1	1	0	1	1	0	0	1	0	1	0	
1986-87	2	4	2	-	1	3	0	-	1	1	2	-	2002-03	1	3	0	0	0	2	0	0	1	1	0	0	
1987-88	2	4	2	-	2	1	1	-	0	3	1	-	2003-04	2	2	0	0	1	1	0	0	1	1	0	0	
1988-89	4	4	0	-	2	2	0	-	2	2	0	-	2005-06	1	3	-	0	1	1	-	0	0	2	-	0	
1989-90	2	4	2	-	1	2	1	-	1	2	1	-	2006-07	2	1	-	1	1	0	-	1	1	1	-	0	
1990-91	5	2	1	-	3	0	1	-	2	2	0	-	2007-08	2	1	-	1	1	0	-	1	1	1	-	0	
1991-92	3	1	3	-	2	0	1	-	1	1	2	-	2008-09	2	0	-	2	0	0	-	2	2	0	-	0	
1992-93	5	1	1	-	2	1	0	-	3	0	1	-	2009-10	2	0	2	-	0	0	-	2	2	0	-	0	
1993-94	2	2	3	-	1	1	2	-	1	1	1	-	2010-11	4	0	-	0	2	0	-	0	2	0	-	0	
1994-95	2	2	1	-	1	1	1	-	1	1	0	-	TOTALS	64	78	30	6	33	35	15	6	31	43	15	0	

KINGS FAST FACTS

	OVERALL	AT HOME	ON ROAD
LAST 10 GAMES	7-0-3	4-0-6	8-2-0
LAST WIN	3/29/11 (2-0)	1/15/11 (5-2)	3/29/11 (2-0)
LAST LOSS	4/10/10 (3-4 SO)	4/10/10 (3-4 SO)	2/28/08 (4-5)
LAST OT GAME	12/23/10 (3-2 SO)	12/23/10 (3-2 SO)	3/28/02 (2-2 tie)
OVERTIME RECORD	7-9-23	3-7-12	4-2-11
LONGEST WIN STREAK	4 Games*	4 Games	6 Games*
	12/23/10-present	11/10/90-11/14/92	11/26/08-present
LONGEST UNDEFEATED	8 Games (6-0-2)	10 Games (7-0-3)	6 Games*
	2/14/91-1/2/92	1/11/90-11/14/92	11/26/08-present
LONGEST LOSING STREAK	4 Games	5 Games (0-0-5)	4 Games
	Five Times	12/3/07-4/10/10	Three Times
LONGEST WINLESS	9 Games	5 Games	11 Games (0-7-4, 4 ties)
	Twice	Four Times	1/5/80-1/23/83
SHUTOUTS BY KINGS	2	1	1
LAST TIME	3/29/11 (2-0)	3/26/91 (2-0)	3/29/11 (2-0)
SHUTOUTS OF KINGS	7	2	5
LAST TIME	3/30/06 (0-4)	3/21/01 (0-7)	3/30/06 (0-4)
MOST GOALS	9	9	9
	Twice	12/22/79 (9-3)	12/28/91 (9-4)
MOST GOALS AGAINST	11	9	11
	11/25/81 (4-11)	3/26/83 (3-9)	11/25/81 (4-11)

*Active Streak

Florida PANTHERS

Dec. 1 — Kings vs. Florida
Feb. 9 — Kings at Florida

One Panther Parkway
Sunrise, FL 33323
(954) 835-7000

Arena: BankAtlantic Center
Capacity: 19,250
Entered NHL: 1993-94

General Partner/Chairman of the Board/CEO: Cliff Viner
Executive VP/General Manager: Dale Tallon
Head Coach: Kevin Dineen
Assistant Coaches: Gord Murphy
Craig Ramsay

Media Contact: Justin Copertino

ALL-TIME RECORD vs. FLORIDA (11-8-3-0)

Year	TOTAL				HOME				AWAY			
	W	L	T	OT	W	L	T	OT	W	L	T	OT
1993-94	0	1	1	-	0	1	0	-	0	0	1	-
1994-95	-	-	-	-	-	-	-	-	-	-	-	-
1995-96	1	1	0	-	1	0	0	-	0	1	0	-
1996-97	0	2	0	-	0	1	0	-	0	1	0	-
1997-98	1	0	1	-	1	0	0	-	0	0	1	-
1998-99	1	0	1	-	1	0	0	-	0	0	1	-
1999-00	1	1	0	0	1	0	0	0	0	1	0	0
2000-01	0	1	0	0	0	1	0	0	0	0	0	0
2001-02	1	1	0	0	1	0	0	0	0	1	0	0
2002-03	0	1	0	0	0	1	0	0	0	0	0	0
2003-04	1	0	0	0	0	0	0	0	1	0	0	0
2005-06	1	0	-	0	1	0	-	0	0	0	-	0
2006-07	1	0	-	0	0	0	-	0	1	0	-	0
2007-08	-	-	-	-	-	-	-	-	-	-	-	-
2008-09	1	0	-	0	1	0	-	0	0	0	-	0
2009-10	1	0	-	0	0	0	-	0	1	0	-	0
2010-11	1	0	-	0	1	0	-	0	0	0	-	0
TOTALS	11	8	3	0	8	4	0	0	3	4	3	0

KINGS FAST FACTS

	OVERALL	AT HOME	ON ROAD
LAST 10 GAMES	7-3-0	7-3-0	3-4-3 (3 ties)
LAST WIN	12/2/10 (3-2)	12/2/10 (3-2)	11/16/09 (4-3 SO)
LAST LOSS	11/27/02 (2-5)	11/27/02 (2-5)	10/26/01 (2-3)
LAST OT GAME	11/16/09 (4-3 SO)	Never	11/16/09 (4-3 SO)
OVERTIME RECORD	1-0-3	0-0-0	1-0-3
LONGEST WIN STREAK	6 Games*	3 Games*	3 Games*
	11/5/03-present	Twice	11/5/03-present
LONGEST UNDEFEATED	6 Games*	3 Games*	3 Games*
	11/5/03-present	Twice	11/5/03-present
LONGEST LOSING STREAK	3 Games	1 Game	2 Games
	11/27/95-1/4/97	Four Times	Twice
LONGEST WINLESS	3 Games	1 Game	7 Games (0-4-3)
	11/27/95-1/4/97	Four Times	10/19/93-10/26/01
SHUTOUTS BY KINGS	1	Never	1
LAST TIME	2/3/07 (7-0)		2/3/07 (7-0)
SHUTOUTS OF KINGS	1	1	Never
LAST TIME	1/4/97 (0-5)	1/4/97 (0-5)	
MOST GOALS	7	5	7
	2/3/07 (7-0)	12/8/93 (5-6)	2/3/07 (7-0)
MOST GOALS AGAINST	6	6	5
	12/8/93 (5-6)	12/8/93 (5-6)	11/27/95 (1-5)

*Active Streak

Minnesota WILD

Nov. 12 — Kings vs. Minnesota
Dec. 8 — Kings vs. Minnesota
Feb. 28 — Kings at Minnesota
Mar. 31 — Kings at Minnesota

317 Washington Street
Saint Paul, MN 55102
(651) 602-6000

Arena: Xcel Energy Center
Capacity: 18,064
Entered NHL: 2000-01

Owner/Governor: Craig Leipold
General Manager: Chuck Fletcher
Head Coach: Mike Yeo
Assistant Coaches: Darby Hendrickson
Darryl Sydor
Rick Wilson

Media Contact: Aaron Sickman

ALL-TIME RECORD vs. MINNESOTA (18-12-5-5)

Year	TOTAL				HOME				AWAY			
	W	L	T	OT	W	L	T	OT	W	L	T	OT
2000-01	2	2	0	0	1	1	0	0	1	1	0	0
2001-02	2	1	1	0	1	1	0	0	1	0	1	0
2002-03	1	2	1	0	0	2	0	0	1	0	1	0
2003-04	1	0	3	0	0	0	2	0	1	0	1	0
2005-06	3	1	-	0	2	0	-	0	1	1	-	0
2006-07	0	2	-	2	0	0	-	2	0	2	-	0
2007-08	1	2	-	1	1	1	-	0	0	1	-	1
2008-09	4	0	-	0	2	0	-	0	2	0	-	0
2009-10	2	2	-	0	1	1	-	0	1	1	-	0
2010-11	2	0	-	2	1	0	-	1	1	0	-	1
TOTALS	18	12	5	5	9	6	2	3	9	6	3	2

KINGS FAST FACTS

	OVERALL	AT HOME	ON ROAD
LAST 10 GAMES	6-2-2	5-2-3	4-4-2
LAST WIN	2/24/11 (4-2)	2/24/11 (4-2)	10/25/10 (3-2 SO)
LAST LOSS	2/1/11 (0-1 SO)	12/11/10 (2-3 OT)	2/1/11 (0-1 SO)
LAST OT GAME	2/1/11 (0-1 SO)	12/11/10 (2-3 OT)	2/1/11 (0-1 SO)
OVERTIME RECORD	5-5-5	2-3-2	3-2-3
LONGEST WIN STREAK	5 Games	3 Games	3 Games
	12/13/08-10/8/09	12/13/08-10/8/09	1/20/09-12/31/09
LONGEST UNDEFEATED	5 Games	4 Games (2-0-2, 2 ties)	7 Games (4-0-3, 3 ties)
	Twice	1/26/04-3/2/06	2/16/01-2/10/04
LONGEST LOSING STREAK	4 Games (0-2-2)	2 Games	4 Games (0-3-1)
	10/18/06-3/24/07	Four Times	10/25/06-3/15/08
LONGEST WINLESS	4 Games (0-2-2)	4 Games (0-2-2)	4 Games (0-3-1)
	10/18/06-3/24/07	11/4/02-3/4/04	10/25/06-3/15/08
SHUTOUTS BY KINGS	3	Never	3
LAST TIME	2/1/11 (0-1 SO)		2/1/11 (0-1 SO)
SHUTOUTS OF KINGS	2	Never	2
LAST TIME	2/1/11 (0-1 SO)		2/1/11 (0-1 SO)
MOST GOALS	6	6	5
	10/8/09 (6-3)	10/8/09 (6-3)	Twice
MOST GOALS AGAINST	5	5	5
	Twice	11/4/02 (2-5)	2/7/06 (1-5)

*Active Streak

Montreal CANADIENS

Dec. 3 — Kings vs. Montreal

1909, avenue des Canadiens-de-Montréal
Montreal, Quebec H3C 5L2
(514) 932-2582

Arena: Bell Centre
Capacity: 21,273
Entered NHL: 1917-18

Owner/President/CEO: Geoff Molson
Executive Vice President/General Manager: Pierre Gauthier
Head Coach: Jacques Martin
Assistant Coaches: Perry Pearn
Randy Cunneyworth
Randy Ladouceur

Media Contact: Dominick Saillant

ALL-TIME RECORD vs. MONTREAL (27-87-20-0)

Year	TOTAL				HOME				AWAY				Year	TOTAL				HOME				AWAY			
	W	L	T	OT	W	L	T	OT	W	L	T	OT		W	L	T	OT	W	L	T	OT	W	L	T	OT
1967-68	2	2	0	-	1	1	0	-	1	1	0	-	1989-90	1	1	1	-	1	1	0	-	0	0	1	-
1968-69	0	4	2	-	0	3	0	-	0	1	2	-	1990-91	1	1	1	-	0	1	0	-	1	0	1	-
1969-70	0	6	0	-	0	3	0	-	0	3	0	-	1991-92	1	1	0	-	1	0	0	-	0	1	0	-
1970-71	2	4	0	-	2	1	0	-	0	3	0	-	1992-93	0	1	2	-	0	0	2	-	0	1	0	-
1971-72	0	5	1	-	0	2	1	-	0	3	0	-	1993-94	0	1	1	-	0	0	1	-	0	1	0	-
1972-73	0	4	1	-	0	2	1	-	0	2	0	-	1994-95	-	-	-	-	-	-	-	-	-	-	-	-
1973-74	1	3	1	-	0	2	0	-	1	1	1	-	1995-96	1	1	0	-	1	0	0	-	0	1	0	-
1974-75	1	2	3	-	0	1	2	-	1	1	1	-	1996-97	1	1	0	-	1	0	0	-	0	1	0	-
1975-76	2	3	1	-	2	1	0	-	0	2	1	-	1997-98	0	2	0	-	0	1	0	-	0	1	0	-
1976-77	0	4	2	-	0	2	1	-	0	2	1	-	1998-99	0	1	0	-	0	0	0	-	0	1	0	-
1977-78	1	4	1	-	0	2	1	-	1	2	0	-	1999-00	1	1	0	0	0	1	0	0	1	0	0	0
1978-79	3	3	2	-	2	2	1	-	1	1	2	-	2000-01	1	0	0	0	1	0	0	0	0	0	0	0
1979-80	0	4	0	-	0	2	0	-	0	2	0	-	2001-02	0	1	0	0	0	0	0	0	0	1	0	0
1980-81	1	3	0	-	1	1	0	-	0	2	0	-	2002-03	1	1	0	0	1	0	0	0	0	1	0	0
1981-82	1	2	0	-	1	1	0	-	0	1	0	-	2003-04	0	1	0	0	0	1	0	0	0	0	0	0
1982-83	1	2	0	-	1	0	0	-	0	2	0	-	2005-06	0	1	-	0	0	-	0	-	0	1	-	0
1983-84	2	1	0	-	2	0	0	-	0	1	0	-	2006-07	-	-	-	-	-	-	-	-	-	-	-	-
1984-85	0	2	1	-	0	1	0	-	0	1	1	-	2007-08	0	1	-	0	0	1	-	0	0	0	-	0
1985-86	1	2	0	-	0	2	0	-	1	0	0	-	2008-09	0	1	-	0	0	0	-	0	0	1	-	0
1986-87	0	3	0	-	0	1	0	-	0	2	0	-	2009-10	0	1	-	0	0	1	-	0	0	0	-	0
1987-88	1	2	0	-	1	1	0	-	0	1	0	-	2010-11	0	1	-	0	0	0	-	0	0	1	-	0
1988-89	0	3	0	-	0	1	0	-	0	2	0	-	TOTALS	27	87	20	0	19	39	9	0	8	48	11	0

KINGS FAST FACTS

	OVERALL	AT HOME	ON ROAD
LAST 10 GAMES	2-8-0	4-5-1 (1 tie)	1-9-0
LAST WIN	3/8/03 (2-1)	3/8/03 (2-1)	12/11/99 (4-2)
LAST LOSS	11/24/10 (1-4)	3/6/10 (2-4)	11/24/10 (1-4)
LAST OT GAME	2/28/94 (3-3 tie)	2/28/94 (3-3 tie)	3/10/91 (4-4 tie)
OVERTIME RECORD	1-1-6	0-1-3	1-0-3
LONGEST WIN STREAK	2 Games	3 Games	1 Game
	Three Times	11/13/82-1/18/84	Eight Times
LONGEST UNDEFEATED	4 Games (1-0-3)	6 Games (3-0-3)	4 Games (2-0-2)
	10/12/74-1/19/75	2/29/92-11/7/96	1/15/74-1/19/75
LONGEST LOSING STREAK	7 Games	7 Games	10 Games
	11/17/79-12/30/80	3/5/68-3/19/70	10/11/69-11/11/72
LONGEST WINLESS	15 Games	12 Games (0-9-3)	17 Games (0-14-3)
	Twice	2/25/71-12/17/75	2/3/68-11/28/73
SHUTOUTS BY KINGS	Never	Never	Never
LAST TIME			
SHUTOUTS OF KINGS	11	2	9
LAST TIME	12/3/97 (0-2)	11/9/85 (0-6)	12/3/97 (0-2)
MOST GOALS	7	7	7
	Three Times	Twice	12/8/84 (7-9)
MOST GOALS AGAINST	11	7	11
	1/6/83 (3-11)	Four Times	1/6/83 (3-11)

*Active Streak

Nashville PREDATORS

Nov. 8 — Kings vs. Nashville
Feb. 27 — Kings at Nashville
Mar. 6 — Kings at Nashville
Mar. 17 — Kings vs. Nashville

501 Broadway
Nashville, TN 37203
(615) 770-2300

Arena: Bridgestone Arena
Capacity: 17,113
Entered NHL: 1998-99

Chairman/Governor: David Freeman
President of Hockey Operations/
GM/Alternate Governor: David Poile
Head Coach: Barry Trotz
Associate Coach: Peter Horachek
Assistant Coach: Lane Lambert

Media Contact: Gerry Helper

ALL-TIME RECORD vs. NASHVILLE (24-19-3-2)

Year	TOTAL				HOME				AWAY			
	W	L	T	OT	W	L	T	OT	W	L	T	OT
1998-99	1	3	0	—	0	2	0	—	1	1	0	—
1999-00	3	0	0	1	1	0	0	1	2	0	0	—
2000-01	2	1	1	0	1	1	0	0	1	0	1	0
2001-02	3	0	1	0	2	0	0	0	1	0	1	0
2002-03	3	1	0	0	1	1	0	0	2	0	0	0
2003-04	3	0	1	0	2	0	0	0	1	0	1	0
2005-06	2	2	—	0	2	0	—	0	0	2	—	0
2006-07	1	3	—	0	0	2	—	0	1	1	—	0
2007-08	2	2	—	0	1	1	—	0	1	1	—	0
2008-09	0	3	—	1	0	2	—	0	0	1	—	1
2009-10	1	3	—	0	0	2	—	0	1	1	—	0
2010-11	3	1	—	0	1	1	—	0	2	0	—	0
TOTALS	24	19	3	2	11	12	0	1	13	7	3	1

KINGS FAST FACTS

	OVERALL	AT HOME	ON ROAD
LAST 10 GAMES	4-5-1	2-8-0	5-4-1
LAST WIN	3/15/11 (4-2)	11/6/10 (4-1)	3/15/11 (4-2)
LAST LOSS	1/6/11 (2-5)	1/6/11 (2-5)	3/4/10 (2-4)
LAST OT GAME	3/28/09 (3-4 OT)	11/5/05 (3-2 SO)	3/28/09 (3-4 OT)
OVERTIME RECORD	3-2-3	3-1-0	0-1-3
LONGEST WIN STREAK	4 Games	4 Games	4 Games
	Twice	Twice	3/7/02-12/11/03
LONGEST UNDEFEATED	7 Games (6-0-1)	4 Games	11 Games (8-0-3)
	2/27/01-11/2/02	Twice	4/12/99-1/13/04
LONGEST LOSING STREAK	7 Games	5 Games	3 Games
	10/25/08-3/14/10	1/8/08-3/14/10	Twice
LONGEST WINLESS	7 Games (0-6-1)	5 Games	3 Games
	10/25/08-3/14/10	1/8/08-3/14/10	Twice
SHUTOUTS BY KINGS	8	4	4
LAST TIME	3/30/10 (2-0)	10/23/07 (6-0)	3/30/10 (2-0)
SHUTOUTS OF KINGS	3	1	2
LAST TIME	1/8/08 (0-7)	1/8/08 (0-7)	12/23/06 (0-7)
MOST GOALS	6	6	6
	Five Times	Three Times	Twice
MOST GOALS AGAINST	7	7	7
	Twice	1/8/08 (0-7)	12/23/06 (0-7)

*Active Streak

New Jersey DEVILS

Oct. 13 — Kings at New Jersey
Oct. 25 — Kings vs. New Jersey

165 Mulberry Street
Newark, NJ 07102
(973) 757-6100

Arena: Prudential Center
Capacity: 17,625
Entered NHL: 1974-75 (Kansas City)

Chairman/Managing Partner: Jeff Vanderbeek
CEO/President/General Manager: Lou Lamoriello
Head Coach: Peter DeBoer
Assistant Coaches: Larry Robinson
Adam Oates

Media Contact: Mike Levine

ALL-TIME RECORD vs. NEW JERSEY (51-28-11-1)

(Kansas City Scouts, 1974-76; Colorado Rockies, 1976-82)

	TOTAL				HOME				AWAY					TOTAL				HOME				AWAY			
Year	W	L	T	OT	W	L	T	OT	W	L	T	OT	Year	W	L	T	OT	W	L	T	OT	W	L	T	OT
1974-75	3	1	0	—	2	0	0	—	1	1	0	—	1993-94	2	0	0	—	1	0	0	—	1	0	0	—
1975-76	4	0	0	—	2	0	0	—	2	0	0	—	1994-95	—	—	—	—	—	—	—	—	—	—	—	—
1976-77	2	0	2	—	1	0	1	—	1	0	1	—	1995-96	0	2	0	—	0	1	0	—	0	1	0	—
1977-78	2	1	1	—	2	0	0	—	0	1	1	—	1996-97	0	2	0	—	0	1	0	—	0	1	0	—
1978-79	2	0	2	—	1	0	1	—	1	0	1	—	1997-98	2	0	0	—	1	0	0	—	1	0	0	—
1979-80	4	0	0	—	2	0	0	—	2	0	0	—	1998-99	1	1	0	—	0	1	0	—	1	0	0	—
1980-81	3	0	1	—	1	0	1	—	2	0	0	—	1999-00	0	1	0	0	0	0	0	0	0	1	0	0
1981-82	4	2	2	—	3	0	1	—	1	2	1	—	2000-01	1	1	0	0	0	1	0	0	1	0	0	0
1982-83	2	1	0	—	2	0	0	—	0	1	0	—	2001-02	1	0	0	0	0	0	0	0	1	0	0	0
1983-84	1	2	0	—	1	0	0	—	0	2	0	—	2002-03	1	0	0	0	1	0	0	0	0	0	0	0
1984-85	3	0	0	—	2	0	0	—	1	0	0	—	2003-04	0	1	0	1	0	1	0	0	0	0	0	1
1985-86	1	2	0	—	0	1	0	—	1	1	0	—	2005-06	—	—	—	—	—	—	—	—	—	—	—	—
1986-87	2	1	0	—	2	0	0	—	0	1	0	—	2006-07	1	0	—	0	1	0	—	0	0	0	—	0
1987-88	1	1	1	—	0	0	1	—	1	1	0	—	2007-08	0	1	—	0	0	0	—	0	1	—	0	0
1988-89	1	0	2	—	1	0	1	—	0	0	1	—	2008-09	1	1	—	0	0	1	—	0	1	—	0	0
1989-90	1	2	0	—	1	0	0	—	0	2	0	—	2009-10	1	0	—	0	0	0	—	0	1	—	0	0
1990-91	2	1	0	—	1	1	0	—	1	0	0	—	2010-11	1	0	—	0	1	0	—	0	0	—	0	0
1991-92	0	3	0	—	0	1	0	—	0	2	0	—	TOTALS	51	28	11	1	30	9	6	0	21	19	5	1
1992-93	1	1	0	—	1	0	0	—	0	1	0	—													

KINGS FAST FACTS

	OVERALL	AT HOME	ON ROAD
LAST 10 GAMES	6-3-1	4-6-0	6-3-1
LAST WIN	10/30/10 (3-1)	10/30/10 (3-1)	1/31/10 (3-2)
LAST LOSS	1/10/09 (1-5)	1/10/09 (1-5)	2/2/08 (3-6)
LAST OT GAME	11/27/06 (3-2 SO)	11/27/06 (3-2 SO)	2/15/04 (2-3 OT)
OVERTIME RECORD	2-1-3	2-0-2	0-1-1
LONGEST WIN STREAK	7 Games	6 Games	5 Games
	10/23/79-3/6/81	3/27/81-2/29/85	2/4/79-3/6/81
LONGEST UNDEFEATED	14 Games (11-0-3)	23 Games (19-0-4)	6 Games (5-0-1)
	3/2/78-10/15/81	10/19/74-1/19/85	12/19/78-3/6/81
LONGEST LOSING STREAK	4 Games	2 Games	3 Games
	Twice	Three Times	Twice
LONGEST WINLESS	4 Games	2 Games	3 Games
	Twice	Three Times	Three Times
SHUTOUTS BY KINGS	6	2	4
LAST TIME	10/28/98 (4-0)	11/24/82 (3-0)	10/28/98 (4-0)
SHUTOUTS OF KINGS	1	1	Never
LAST TIME	11/25/03 (0-4)	11/25/03 (0-4)	
MOST GOALS	10	10	8
	10/15/81 (10-2)	10/15/81 (10-2)	Twice
MOST GOALS AGAINST	7	6	7
	Three Times	Three Times	Three Times

*Active Streak

New York ISLANDERS

Feb. 11 — Kings at NY Islanders

1255 Hempstead Turnpike
Uniondale, NY 11553
(516) 501-6700

Arena: Nassau Veterans Memorial Coliseum
Capacity: 16,234
Entered NHL: 1972-73

Owner/Governor: Charles B. Wang
General Manager/Alternate Governor: Garth Snow
Head Coach: Jack Capuano
Assistant Coaches: Dean Chynoweth
Scott Allen

Media Contact: Kimber Auerbach

ALL-TIME RECORD vs. NEW YORK ISLANDERS (42-42-12-0)

	TOTAL				HOME				AWAY					TOTAL				HOME				AWAY			
Year	W	L	T	OT	W	L	T	OT	W	L	T	OT	Year	W	L	T	OT	W	L	T	OT	W	L	T	OT
1972-73	4	1	0	-	2	0	0	-	2	1	0	-	1992-93	2	0	0	-	1	0	0	-	1	0	0	-
1973-74	3	1	1	-	2	1	0	-	1	0	1	-	1993-94	1	1	0	-	1	0	0	-	0	1	0	-
1974-75	0	1	3	-	0	0	2	-	0	1	1	-	1994-95	-	-	-	-	-	-	-	-	-	-	-	-
1975-76	1	2	1	-	1	0	1	-	0	2	0	-	1995-96	1	1	0	-	1	0	0	-	0	1	0	-
1976-77	2	2	0	-	1	1	0	-	1	1	0	-	1996-97	1	1	0	-	1	0	0	-	0	1	0	-
1977-78	0	2	2	-	0	1	1	-	0	1	1	-	1997-98	1	1	0	-	1	0	0	-	0	1	0	-
1978-79	0	2	2	-	0	1	1	-	0	1	1	-	1998-99	0	2	0	-	0	1	0	-	0	1	0	-
1979-80	1	2	1	-	1	0	1	-	0	2	0	-	1999-00	1	0	0	0	1	0	0	0	0	0	0	0
1980-81	2	2	0	-	1	1	0	-	1	1	0	-	2000-01	2	0	0	0	1	0	0	0	1	0	0	0
1981-82	2	1	0	-	1	1	0	-	1	0	0	-	2001-02	1	1	0	0	0	1	0	0	1	0	0	0
1982-83	0	3	0	-	0	1	0	-	0	2	0	-	2002-03	0	1	0	0	0	1	0	0	0	0	0	0
1983-84	0	2	1	-	0	1	1	-	0	1	0	-	2003-04	0	0	1	0	0	0	0	0	0	0	1	0
1984-85	1	2	0	-	1	0	0	-	0	2	0	-	2005-06	-	-	-	-	-	-	-	-	-	-	-	-
1985-86	1	2	0	-	0	2	0	-	1	0	0	-	2006-07	1	0	-	0	1	0	-	0	0	-	0	-
1986-87	2	1	0	-	1	0	0	-	1	1	0	-	2007-08	1	0	-	0	0	0	-	0	1	0	-	0
1987-88	0	3	0	-	0	2	0	-	0	1	0	-	2008-09	1	0	-	0	0	0	-	0	1	0	-	0
1988-89	2	1	0	-	1	0	0	-	1	1	0	-	2009-10	2	0	-	0	1	0	-	0	1	0	-	0
1989-90	1	2	0	-	1	1	0	-	0	1	0	-	2010-11	1	1	-	0	1	0	-	0	0	1	-	0
1990-91	3	0	0	-	1	0	0	-	2	0	0	-	TOTALS	42	42	12	0	24	17	7	0	18	25	5	0
1991-92	1	1	0	-	0	1	0	-	1	0	0	-													

KINGS FAST FACTS

	OVERALL	AT HOME	ON ROAD
LAST 10 GAMES	6-3-1 (1 tie)	7-3-0	5-4-1 (1 tie)
LAST WIN	11/13/10 (5-1)	11/13/10 (5-1)	10/12/09 (2-1)
LAST LOSS	2/19/11 (0-3)	2/15/03 (2-3)	2/19/11 (0-3)
LAST OT GAME	2/10/09 (4-3 SO)	12/17/98 (4-5 OT)	2/10/09 (4-3 SO)
OVERTIME RECORD	3-3-2	2-3-1	1-0-1
LONGEST WIN STREAK	6 Games	5 Games	4 Games
	10/10/06-11/13/10	3/18/93-10/21/97	10/30/90-10/27/92
LONGEST UNDEFEATED	7 Games (6-0-1)	5 Games	6 Games (5-0-1, 1 tie)
	11/4/72-1/8/74	Twice	11/5/00-10/12/09
LONGEST LOSING STREAK	4 Games	2 Games	5 Games
	10/26/82-10/11/83	Four Times	Twice
LONGEST WINLESS	11 Games (0-6-5)	5 Games (0-2-3)	7 Games (0-5-2)
	10/18/77-2/7/80	10/26/77-11/24/79	2/8/76-2/7/80
SHUTOUTS BY KINGS	7	4	3
LAST TIME	3/20/10 (1-0)	3/20/10 (1-0)	5/5/02 (3-0)
SHUTOUTS OF KINGS	7	Never	7
LAST TIME	2/19/11 (0-3)		2/19/11 (0-3)
MOST GOALS	9	9	9
	Three Times	Twice	10/20/81 (9-6)
MOST GOALS AGAINST	8	8	8
	Three Times	2/19/79 (3-8)	Twice

*Active Streak

New York RANGERS

Oct. 7 — Kings vs. NY Rangers
(in Stockholm)

Two Pennsylvania Plaza, 14th Floor
New York, NY 10121
(212) 465-6000

Arena: Madison Square Garden
Capacity: 18,200
Entered NHL: 1926-27

Chairman: James L. Dolan
President/General Manager/Alternate Governor:
Glen Sather
Head Coach: John Tortorella
Assistant Coaches: Mike Sullivan
Benoit Allaire

Media Contact: John Rosasco

ALL-TIME RECORD vs. NEW YORK RANGERS (43-62-16-3)

Year	TOTAL				HOME				AWAY				Year	TOTAL				HOME				AWAY			
	W	L	T	OT	W	L	T	OT	W	L	T	OT		W	L	T	OT	W	L	T	OT	W	L	T	OT
1967-68	2	2	0	-	1	1	0	-	1	1	0	-	1989-90	2	1	0	-	1	1	0	-	1	0	0	-
1968-69	3	3	0	-	3	0	0	-	0	3	0	-	1990-91	0	3	0	-	0	1	0	-	0	2	0	-
1969-70	1	4	1	-	1	2	0	-	0	2	1	-	1991-92	1	2	0	-	1	1	0	-	0	1	0	-
1970-71	0	4	2	-	0	2	1	-	0	2	1	-	1992-93	0	2	0	-	0	1	0	-	0	1	0	-
1971-72	0	6	0	-	0	3	0	-	0	3	0	-	1993-94	0	2	0	-	0	1	0	-	0	1	0	-
1972-73	0	3	2	-	0	1	2	-	0	2	0	-	1994-95	-	-	-	-	-	-	-	-	-	-	-	-
1973-74	1	2	2	-	1	1	0	-	0	1	2	-	1995-96	1	1	0	-	1	0	0	-	0	1	0	-
1974-75	1	1	2	-	1	0	1	-	0	1	1	-	1996-97	0	2	0	-	0	1	0	-	0	1	0	-
1975-76	4	0	0	-	2	0	0	-	2	0	0	-	1997-98	1	0	1	-	1	0	0	-	0	0	1	-
1976-77	3	0	1	-	1	0	1	-	2	0	0	-	1998-99	0	1	0	-	0	1	0	-	0	0	0	-
1977-78	3	1	0	-	1	1	0	-	2	0	0	-	1999-00	1	1	0	0	1	0	0	0	0	1	0	0
1978-79	1	3	0	-	1	1	0	-	0	2	0	-	2000-01	0	1	1	0	0	0	1	0	0	1	0	0
1979-80	1	3	0	-	1	1	0	-	0	2	0	-	2001-02	1	1	0	0	0	1	0	0	1	0	0	0
1980-81	3	1	0	-	1	1	0	-	2	0	0	-	2002-03	1	0	0	0	0	0	0	0	1	0	0	0
1981-82	1	2	0	-	0	2	0	-	1	0	0	-	2003-04	0	0	1	0	0	0	1	0	0	0	0	0
1982-83	1	1	1	-	0	0	1	-	1	1	0	-	2005-06	-	-	-	-	-	-	-	-	-	-	-	-
1983-84	0	1	2	-	0	0	2	-	0	1	0	-	2006-07	1	0	-	0	1	0	-	0	0	-	0	-
1984-85	2	1	0	-	1	0	0	-	1	1	0	-	2007-08	1	0	-	0	0	0	-	0	1	0	-	0
1985-86	1	2	0	-	1	1	0	-	0	1	0	-	2008-09	0	0	-	1	0	0	-	1	0	0	-	0
1986-87	0	2	1	-	0	0	1	-	0	2	0	-	2009-10	1	1	-	0	1	0	-	0	0	1	-	0
1987-88	3	0	0	-	2	0	0	-	1	0	0	-	2010-11	0	0	-	1	0	0	-	0	0	0	-	1
1988-89	1	2	0	-	0	1	0	-	1	1	0	-	TOTALS	43	62	16	3	25	26	10	2	18	36	6	1

KINGS FAST FACTS

	OVERALL	AT HOME	ON ROAD
LAST 10 GAMES	5-2-3	4-3-3 (1 tie)	3-5-2 (1 tie)
LAST WIN	2/2/10 (2-1)	2/2/10 (2-1)	2/5/08 (4-2)
LAST LOSS	2/17/11 (3-4 SO)	12/17/08 (2-3 OT)	2/17/11 (3-4 SO)
LAST OT GAME	2/17/11 (3-4 SO)	12/17/08 (2-3 OT)	2/17/11 (3-4 SO)
OVERTIME RECORD	0-5-5	0-3-4	0-2-1
LONGEST WIN STREAK	6 Games	4 Games	6 Games
	1/28/75-10/20/76	1/19/68-2/13/69	10/12/75-1/29/78
LONGEST UNDEFEATED	11 Games (10-0-1)	7 Games (5-0-2)	6 Games
	1/28/75-11/5/77	11/9/74-11/5/77	10/12/75-1/29/78
LONGEST LOSING STREAK	8 Games	3 Games	7 Games
	3/7/71-11/12/72	Four Times	10/31/90-12/18/96
LONGEST WINLESS	20 Games (0-15-5)	10 Games (0-7-3)	19 Games (0-14-5)
	2/8/70-10/14/73	2/11/70-2/21/73	10/20/68-1/26/75
SHUTOUTS BY KINGS	4	3	1
LAST TIME	1/9/02 (4-0)	12/2/89 (6-0)	1/9/02 (4-0)
SHUTOUTS OF KINGS	7	1	6
LAST TIME	12/18/96 (0-4)	1/18/78 (0-3)	12/18/96 (0-4)
MOST GOALS	7	7	7
	Twice	2/5/85 (7-5)	12/13/78 (7-8)
MOST GOALS AGAINST	9	8	9
	10/31/90 (4-9)	1/23/93 (3-8)	10/31/90 (4-9)

*Active Streak

Ottawa SENATORS

Jan. 23 — Kings vs. Ottawa

1000 Palladium Dr.
Ottawa, Ontario K2V 1A5
(613) 599-0250

Arena: Scotiabank Place
Capacity: 19,153
Entered NHL: 1992-93

Owner/Governor/Chairman: Eugene Melnyk
Executive VP/General Manager/Alt. Governor: Bryan Murray
Head Coach: Paul MacLean
Assistant Coaches: Dave Cameron
Luke Richardson
Mark Reeds

Media Contact: Brian Morris

ALL-TIME RECORD vs. OTTAWA (15-7-2-0)

Year	TOTAL				HOME				AWAY			
	W	L	T	OT	W	L	T	OT	W	L	T	OT
1992-93	2	0	0	-	1	0	0	-	1	0	0	-
1993-94	1	1	0	-	1	0	0	-	0	1	0	-
1994-95	-	-	-	-	-	-	-	-	-	-	-	-
1995-96	1	1	0	-	1	0	0	-	0	1	0	-
1996-97	1	0	1	-	1	0	0	-	0	0	1	-
1997-98	1	1	0	-	1	0	0	-	0	1	0	-
1998-99	1	1	0	-	1	0	0	-	0	1	0	-
1999-00	0	1	0	0	0	1	0	0	0	0	0	0
2000-01	1	0	0	0	0	0	0	0	1	0	0	0
2001-02	1	0	1	0	0	0	1	0	1	0	0	0
2002-03	2	0	0	0	1	0	0	0	1	0	0	0
2003-04	1	0	0	0	1	0	0	0	0	0	0	0
2005-06	0	1	-	0	0	0	-	0	0	1	-	0
2006-07	-	-	-	-	-	-	-	-	-	-	-	-
2007-08	1	0	-	0	1	0	-	0	0	0	-	0
2008-09	1	0	-	0	0	0	-	0	1	0	-	0
2009-10	1	0	-	0	1	0	-	0	0	0	-	0
2010-11	0	1	-	0	0	0	-	0	0	1	-	0
TOTALS	15	7	2	0	10	1	1	0	5	6	1	0

KINGS FAST FACTS

	OVERALL	AT HOME	ON ROAD
LAST 10 GAMES	7-2-1 (1 tie)	8-1-1 (1 tie)	4-5-1 (1 tie)
LAST WIN	12/3/09 (6-3)	12/3/09 (6-3)	2/3/09 (1-0)
LAST LOSS	11/22/10 (2-3)	1/11/00 (3-4)	11/22/10 (2-3)
LAST OT GAME	3/4/02 (1-1 tie)	3/4/02 (1-1 tie)	1/16/01 (7-6 OT)
OVERTIME RECORD	1-0-2	0-0-1	1-0-1
LONGEST WIN STREAK	3 Games	6 Games	3 Games
	Twice	3/4/93-3/15/99	1/16/01-11/8/02
LONGEST UNDEFEATED	6 Games (5-0-1)	6 Games	3 Games
	1/16/01-10/15/03	3/4/93-3/15/99	1/16/01-11/8/02
LONGEST LOSING STREAK	2 Games	1 Game	2 Games
	12/4/97-12/3/98	1/11/00	12/4/97-12/3/98
LONGEST WINLESS	2 Games	1 Game	5 Games (0-4-1)
	12/4/97-12/3/98	1/11/00	12/13/93-12/3/98
SHUTOUTS BY KINGS	5	4	1
LAST TIME	2/3/09 (1-0)	3/6/08 (2-0)	2/3/09 (1-0)
SHUTOUTS OF KINGS	Never	Never	Never
LAST TIME			
MOST GOALS	8	8	7
	3/4/93 (8-6)	3/4/93 (8-6)	1/16/01 (7-6 OT)
MOST GOALS AGAINST		6	6
	Twice	3/4/93 (8-6)	1/16/01 (7-6 OT)

*Active Streak

Philadelphia FLYERS

Oct. 15 — Kings at Philadelphia

3601 S. Broad Street
Philadelphia, PA 19148
(215) 465-4500

Arena: Wells Fargo Center
Capacity: 19,537
Entered NHL: 1967-68

Chairman: Ed Snider
General Manager: Paul Holmgren
Head Coach: Peter Laviolette
Assistant Coaches: Joe Mullen
Kevin McCarthy
Craig Berube

Media Contact: Zack Hill

ALL-TIME RECORD vs. PHILADELPHIA (39-81-15-1)

Year	TOTAL				HOME				AWAY				Year	TOTAL				HOME				AWAY			
	W	L	T	OT	W	L	T	OT	W	L	T	OT		W	L	T	OT	W	L	T	OT	W	L	T	OT
1967-68	5	4	1	-	3	2	0	-	2	2	1	-	1989-90	0	3	0	-	0	1	0	-	0	2	0	-
1968-69	3	4	1	-	2	1	1	-	1	3	0	-	1990-91	2	1	0	-	1	1	0	-	1	0	0	-
1969-70	2	5	1	-	2	2	0	-	0	3	1	-	1991-92	2	1	0	-	2	0	0	-	0	1	0	-
1970-71	1	2	3	-	0	1	2	-	1	1	1	-	1992-93	1	1	0	-	0	1	0	-	1	0	0	-
1971-72	2	3	1	-	1	2	0	-	1	1	1	-	1993-94	0	2	0	-	0	1	0	-	0	1	0	-
1972-73	4	2	0	-	2	1	0	-	2	1	0	-	1994-95	-	-	-	-	-	-	-	-	-	-	-	-
1973-74	2	2	1	-	1	1	1	-	1	1	0	-	1995-96	0	1	1	-	0	0	1	-	0	1	0	-
1974-75	1	2	1	-	0	1	1	-	1	1	0	-	1996-97	1	1	0	-	1	0	0	-	0	1	0	-
1975-76	0	2	2	-	0	1	1	-	0	1	1	-	1997-98	1	1	0	-	1	0	0	-	0	1	0	-
1976-77	0	4	0	-	0	2	0	-	0	2	0	-	1998-99	1	1	0	-	1	0	0	-	0	1	0	-
1977-78	0	3	1	-	0	2	0	-	0	1	1	-	1999-00	1	1	0	0	0	1	0	0	0	1	0	0
1978-79	0	4	0	-	0	2	0	-	0	2	0	-	2000-01	0	1	0	0	0	0	0	0	0	1	0	0
1979-80	0	4	0	-	0	2	0	-	0	2	0	-	2001-02	0	1	0	0	0	1	0	0	0	0	0	0
1980-81	0	4	0	-	0	2	0	-	0	2	0	-	2002-03	0	2	0	0	0	1	0	0	0	1	0	0
1981-82	0	2	1	-	0	0	1	-	0	2	0	-	2003-04	1	0	0	0	1	0	0	0	0	0	0	0
1982-83	1	2	0	-	0	2	0	-	1	0	0	-	2005-06	-	-	-	-	-	-	-	-	-	-	-	-
1983-84	1	2	0	-	0	1	0	-	1	1	0	-	2006-07	0	1	-	0	0	1	-	0	0	0	-	0
1984-85	1	1	1	-	1	1	0	-	0	0	1	-	2007-08	0	0	-	1	0	0	-	0	0	0	-	1
1985-86	0	3	0	-	0	1	0	-	0	2	0	-	2008-09	1	1	-	0	1	0	-	0	0	1	-	0
1986-87	2	1	0	-	1	1	0	-	1	0	0	-	2009-10	0	1	-	0	0	1	-	0	0	0	-	0
1987-88	0	3	0	-	0	1	0	-	0	2	0	-	2010-11	1	1	-	0	0	1	-	0	1	0	-	0
1988-89	2	1	0	-	1	1	0	-	1	0	0	-	TOTALS	39	81	15	1	22	40	8	0	17	41	7	1

KINGS FAST FACTS

	OVERALL	AT HOME	ON ROAD
LAST 10 GAMES	3-6-1	4-6-0	2-7-1
LAST WIN	2/13/11 (1-0)	1/3/09 (2-1 SO)	2/13/11 (1-0)
LAST LOSS	12/30/10 (4-7)	12/30/10 (4-7)	2/25/09 (0-2)
LAST OT GAME	1/3/09 (2-1 SO)	1/3/09 (2-1 SO)	1/29/08 (2-3 OT)
OVERTIME RECORD	2-2-2	1-0-1	1-2-1
LONGEST WIN STREAK	6 Games	4 Games	3 Games
	12/30/72-11/8/73	2/16/68-12/4/68	1/11/72-11/8/73
LONGEST UNDEFEATED	6 Games	4 Games	3 Games
	Twice	2/16/68-12/4/68	Three Times
LONGEST LOSING STREAK	14 Games	10 Games	8 Games
	4/1/78-1/5/82	12/30/76-2/21/81	1/7/79-2/14/82
LONGEST WINLESS	32 Games (0-27-5)	21 Games (0-17-4)	15 Games (0-13-2)
	10/22/74-2/5/83	12/30/76-2/21/81	3/6/75-2/14/82
SHUTOUTS BY KINGS	8	3	5
LAST TIME	2/13/11 (1-0)	10/21/03 (4-0)	2/13/11 (1-0)
SHUTOUTS OF KINGS	18	7	11
LAST TIME	2/25/09 (0-2)	2/5/83 (0-2)	2/25/09 (0-2)
MOST GOALS	7	7	7
	Five Times	Three Times	Twice
MOST GOALS AGAINST	10	10	9
	12/29/92 (2-10)	12/29/92 (2-10)	Twice

*Active Streak

THE OPPONENTS

Phoenix COYOTES

6751 N. Sunset Blvd., #200
Glendale, AZ 85303
(623) 772-3200

Arena: Jobing.com Arena
Capacity: 17,125
Entered NHL: 1979-80 (Winnipeg)

Chief Operating Officer/Alternate Governor: Mike Nealy
General Manager: Don Maloney
Head Coach: Dave Tippett
Associate Coach: Jim Playfair
Assistant Coach: John Anderson

Media Contact: Rich Narin

Oct. 20 — Kings at Phoenix
Oct. 29 — Kings at Phoenix
Dec. 26 — Kings vs. Phoenix
Jan. 5 — Kings vs. Phoenix
Feb. 16 — Kings vs. Phoenix
Feb. 21 — Kings at Phoenix

Pittsburgh PENGUINS

Nov. 5 — Kings vs. Pittsburgh

1001 Fifth Avenue
Pittsburgh, PA 15219
(412) 642-1300

Arena: CONSOL Energy Center
Capacity: 18,087
Entered NHL: 1967-68

Co-Owner/Chairman: Mario Lemieux
Executive Vice President/General Manager: Ray Shero
Head Coach: Dan Bylsma
Assistant Coaches: Tony Granato
Todd Rierden

Media Contact: Jennifer Bullano

ALL-TIME RECORD vs. PHOENIX (72-90-25-5)

(Winnipeg prior to 1996-97)

	TOTAL				HOME				AWAY					TOTAL				HOME				AWAY			
Year	W	L	T	OT	W	L	T	OT	W	L	T	OT	Year	W	L	T	OT	W	L	T	OT	W	L	T	OT
1979-80	1	2	1	-	1	1	0	-	0	1	1	-	1995-96	1	3	0	-	1	1	0	-	0	2	0	-
1980-81	4	0	0	-	2	0	0	-	2	0	0	-	1996-97	2	2	0	-	1	1	0	-	1	1	0	-
1981-82	0	3	0	-	0	1	0	-	0	2	0	-	1997-98	2	2	0	-	1	1	0	-	1	1	0	-
1982-83	2	6	0	-	1	3	0	-	1	3	0	-	1998-99	1	5	0	-	0	3	0	-	1	2	0	-
1983-84	0	5	3	-	0	3	1	-	0	2	2	-	1999-00	2	3	0	1	0	2	0	1	2	1	0	0
1984-85	2	4	2	-	1	3	0	-	1	1	2	-	2000-01	1	2	2	0	1	1	1	0	0	1	1	0
1985-86	5	2	1	-	2	1	1	-	3	1	0	-	2001-02	0	1	3	1	0	0	2	0	0	1	1	1
1986-87	3	5	0	-	2	2	0	-	1	3	0	-	2002-03	4	1	0	0	3	0	0	0	1	1	0	0
1987-88	3	5	0	-	1	3	0	-	2	2	0	-	2003-04	3	2	1	0	2	0	1	0	1	2	0	0
1988-89	2	2	4	-	1	1	2	-	1	1	2	-	2005-06	3	3	-	2	3	1	-	0	0	2	-	2
1989-90	2	5	1	-	1	2	1	-	1	3	0	-	2006-07	4	4	-	0	3	1	-	0	1	3	-	0
1990-91	5	1	2	-	2	0	2	-	3	1	0	-	2007-08	2	6	-	0	1	3	-	0	1	3	-	0
1991-92	4	2	1	-	2	0	1	-	2	2	0	-	2008-09	2	4	-	0	1	2	-	0	1	2	-	0
1992-93	2	3	2	-	2	1	0	-	0	2	2	-	2009-10	3	2	-	1	1	1	-	1	2	1	-	0
1993-94	1	2	1	-	0	1	1	-	1	1	0	-	2010-11	3	3	-	0	2	1	-	0	1	2	-	0
1994-95	3	0	1	-	1	0	1	-	2	0	0	-	TOTALS	72	90	25	5	39	40	14	2	33	50	11	3

KINGS FAST FACTS

	OVERALL	AT HOME	ON ROAD
LAST 10 GAMES	5-4-1	5-4-1	5-5-0
LAST WIN	4/6/11 (3-2 SO)	4/6/11 (3-2 SO)	1/22/11 (4-3)
LAST LOSS	1/20/11 (0-2)	1/20/11 (0-2)	12/29/10 (3-6)
LAST OT GAME	4/6/11 (3-2 SO)	4/6/11 (2-3 SO)	3/20/08 (6-5 SO)
OVERTIME RECORD	8-9-24	5-6-14	3-3-10
LONGEST WIN STREAK	5 Games	4 Games	4 Games
	12/7/85-2/1/86	10/9/02-11/1/03	10/28/90-10/4/91
LONGEST UNDEFEATED	9 Games (6-0-3)	13 Games (8-0-5)	4 Games
	10/28/90-10/12/91	11/7/00-1/5/06	Twice
LONGEST LOSING STREAK	6 Games	7 Games	6 Games
	11/17/07-2/18/08	11/1/98-10/15/00	11/4/06-2/16/08
LONGEST WINLESS	10 Games (0-6-4)	7 Games	8 Games (0-5-3)
	3/30/83-10/27/84	11/1/98-10/15/00	10/27/82-10/27/84
SHUTOUTS BY KINGS	5	3	2
LAST TIME	3/3/11 (1-0)	3/3/11 (1-0)	12/27/08 (4-0)
SHUTOUTS OF KINGS	12	6	6
LAST TIME	1/20/11 (0-2)	1/20/11 (0-2)	4/13/06 (0-3)
MOST GOALS	9	9	9
	Twice	12/19/89 (9-5)	2/1/86 (9-6)
MOST GOALS AGAINST	10	9	10
	3/30/83 (5-10)	11/24/84 (5-9)	3/30/83 (5-10)

*Active Streak

ALL-TIME RECORD vs. PITTSBURGH (70-57-18-2)

	TOTAL				HOME				AWAY					TOTAL				HOME				AWAY			
Year	W	L	T	OT	W	L	T	OT	W	L	T	OT	Year	W	L	T	OT	W	L	T	OT	W	L	T	OT
1967-68	6	4	0	-	4	1	0	-	2	3	0	-	1989-90	2	1	0	-	1	0	0	-	1	1	0	-
1968-69	5	2	1	-	3	1	0	-	2	1	1	-	1990-91	2	1	0	-	2	0	0	-	0	1	0	-
1969-70	2	6	0	-	2	2	0	-	0	4	0	-	1991-92	3	0	0	-	1	0	0	-	2	0	0	-
1970-71	4	2	0	-	3	0	0	-	1	2	0	-	1992-93	1	1	0	-	1	0	0	-	0	1	0	-
1971-72	1	4	1	-	1	1	1	-	0	3	0	-	1993-94	1	1	0	-	1	0	0	-	0	1	0	-
1972-73	2	4	0	-	2	1	0	-	0	3	0	-	1994-95	-	-	-	-	-	-	-	-	-	-	-	-
1973-74	4	1	0	-	2	0	0	-	2	1	0	-	1995-96	2	0	0	-	1	0	0	-	1	0	0	-
1974-75	3	1	2	-	2	1	0	-	1	0	2	-	1996-97	0	2	0	-	0	1	0	-	0	1	0	-
1975-76	1	5	0	-	1	2	0	-	0	3	0	-	1997-98	0	1	1	-	0	1	0	-	0	0	1	-
1976-77	3	2	1	-	1	1	1	-	2	1	0	-	1998-99	1	1	0	-	0	1	0	-	1	0	0	-
1977-78	3	0	3	-	2	0	1	-	1	0	2	-	1999-00	2	0	0	0	1	0	0	0	1	0	0	0
1978-79	3	4	1	-	1	2	1	-	2	2	0	-	2000-01	0	0	1	0	0	0	0	0	0	0	1	0
1979-80	1	1	2	-	0	0	2	-	1	1	0	-	2001-02	2	0	0	0	1	0	0	0	1	0	0	0
1980-81	0	2	2	-	0	0	2	-	0	2	0	-	2002-03	2	0	0	0	1	0	0	0	1	0	0	0
1981-82	1	1	1	-	1	0	0	-	0	1	1	-	2003-04	1	0	0	0	0	0	0	0	1	0	0	0
1982-83	1	2	0	-	1	1	0	-	0	1	0	-	2005-06	-	-	-	-	-	-	-	-	-	-	-	-
1983-84	2	1	0	-	1	0	0	-	1	1	0	-	2006-07	0	0	-	1	0	0	-	1	0	0	-	0
1984-85	3	0	0	-	2	0	0	-	1	0	0	-	2007-08	0	1	-	0	0	0	-	0	1	-	0	
1985-86	1	2	0	-	1	0	0	-	0	2	0	-	2008-09	0	1	-	0	0	0	-	0	1	-	0	
1986-87	2	1	0	-	2	0	0	-	0	1	0	-	2009-10	1	0	-	0	1	0	-	0	0	-	0	
1987-88	0	1	2	-	0	1	0	-	0	0	2	-	2010-11	0	0	-	1	0	0	-	0	0	-	1	
1988-89	2	1	0	-	2	0	0	-	0	1	0	-	TOTALS	70	57	18	2	45	17	8	1	25	40	10	1

KINGS FAST FACTS

	OVERALL	AT HOME	ON ROAD
LAST 10 GAMES	6-2-2	6-3-1	5-2-3 (2 ties)
LAST WIN	11/5/09 (5-2)	11/5/09 (5-2)	10/10/03 (3-0)
LAST LOSS	2/10/11 (1-2 OT)	11/1/06 (3-4 OT)	2/10/11 (1-2 OT)
LAST OT GAME	2/10/11 (1-2 OT)	11/1/06 (3-4 OT)	2/10/11 (1-2 OT)
OVERTIME RECORD	5-5-4	4-1-0	1-4-4
LONGEST WIN STREAK	5 Games	9 Games	3 Games
	Twice	11/12/88-11/11/95	2/27/02-10/10/03
LONGEST UNDEFEATED	8 Games	9 Games	7 Games (5-0-2)
	Twice	11/12/88-11/11/95	10/1/97-10/10/03
LONGEST LOSING STREAK	6 Games	3 Games	7 Games
	11/15/69-2/26/70	12/10/96-1/16/99	1/13/71-1/31/73
LONGEST WINLESS	9 Games (0-4-5)	5 Games (0-0-5)	7 Games
	11/15/79-2/13/82	3/14/79-3/19/81	1/13/71-1/31/73
SHUTOUTS BY KINGS	14	7	7
LAST TIME	10/10/03 (3-0)	12/17/86 (3-0)	10/10/03 (3-0)
SHUTOUTS OF KINGS	3	1	2
LAST TIME	11/23/74 (0-0)	12/10/69 (0-2)	11/23/74 (0-0)
MOST GOALS	10	10	8
	1/21/87 (10-5)	1/21/87 (10-5)	10/31/89 (8-4)
MOST GOALS AGAINST	8	7	8
	Twice	Twice	Twice

*Active Streak

San Jose SHARKS

525 W. Santa Clara St.
San Jose, CA 95113
(408) 287-7070

Arena: HP Pavilion at San Jose
Capacity: 17,496
Entered NHL: 1991-92

Executive Vice President/General Manager:

Doug Wilson

Head Coach: Todd McLellan

Assistant Coaches: Jay Woodcroft
Matt Shaw

Media Contact: Scott Emmert

Nov. 7 — Kings at San Jose
Nov. 28 — Kings vs. San Jose
Dec. 23 — Kings at San Jose
Mar. 20 — Kings vs. San Jose
Apr. 5 — Kings vs. San Jose
Apr. 7 — Kings at San Jose

ALL-TIME RECORD vs. SAN JOSE (50-52-7-7)

Year	TOTAL				HOME				AWAY			
	W	L	T	OT	W	L	T	OT	W	L	T	OT
1991-92	5	1	1	—	3	0	1	—	2	1	0	—
1992-93	5	2	0	—	3	0	0	—	2	2	0	—
1993-94	2	2	2	—	2	1	0	—	0	1	2	—
1994-95	1	4	0	—	0	2	0	—	1	2	0	—
1995-96	3	2	1	—	2	1	0	—	1	1	1	—
1996-97	2	3	0	—	2	1	0	—	0	2	0	—
1997-98	3	2	0	—	1	1	0	—	2	1	0	—
1998-99	4	2	0	—	3	0	0	—	1	2	0	—
1999-00	2	2	1	1	2	0	1	0	0	2	0	1
2000-01	2	1	1	1	1	1	1	0	1	0	0	1
2001-02	4	1	0	0	2	0	0	0	2	1	0	0
2002-03	2	3	0	0	2	1	0	0	0	2	0	0
2003-04	0	4	1	1	0	2	1	0	0	2	0	1
2005-06	2	5	—	1	1	2	—	1	1	3	—	0
2006-07	2	6	—	0	1	3	—	0	1	3	—	0
2007-08	4	4	—	0	1	3	—	0	3	1	—	0
2008-09	1	3	—	2	1	1	—	1	0	2	—	1
2009-10	3	2	—	1	1	2	—	0	2	0	—	1
2010-11	3	3	—	0	2	1	—	0	1	2	—	0
TOTALS	50	52	7	7	30	22	4	2	20	30	3	5

KINGS FAST FACTS

	OVERALL	AT HOME	ON ROAD
LAST 10 GAMES	5-5-0	5-4-1	3-5-2
LAST WIN	3/24/11 (4-3 SO)	3/24/11 (4-3 SO)	12/27/10 (4-0)
LAST LOSS	4/4/11 (1-6)	1/1/11 (0-1)	4/4/11 (1-6)
LAST OT GAME	3/24/11 (4-3 SO)	3/24/11 (4-3 SO)	12/9/09 (5-4 OT)
OVERTIME RECORD	8-9-7	4-3-4	4-6-3
LONGEST WIN STREAK	5 Games	5 Games	3 Games
	2/6/99-11/27/99	Twice	11/2/07-11/28/07
LONGEST UNDEFEATED	5 Games	9 Games (8-0-1)	3 Games
	Three Times	10/16/91-3/19/94	11/2/07-11/28/07
LONGEST LOSING STREAK	5 Games	5 Games	9 Games (0-8-1)
	Twice	12/12/06-3/18/08	4/13/02-3/13/06
LONGEST WINLESS	7 Games (0-5-2, 1 tie)	5 Games	9 Games (0-8-1)
	12/26/03-10/28/05	12/12/06-3/18/08	4/13/02-3/13/06
SHUTOUTS BY KINGS	6	3	3
LAST TIME	12/27/10 (4-0)	3/23/02 (3-0)	12/27/10 (4-0)
SHUTOUTS OF KINGS	12	7	5
LAST TIME	1/1/11 (0-1)	1/1/11 (0-1)	12/26/03 (0-5)
MOST GOALS	11	8	11
	11/8/92 (11-4)	10/16/91 (8-5)	11/8/92 (11-4)
MOST GOALS AGAINST	7	7	7
	Four Times	Twice	Twice

*Active Streak

St. Louis BLUES

1401 Clark Avenue
St. Louis, MO 63103
(314) 622-2500

Arena: Scottrade Center
Capacity: 19,150
Entered NHL: 1967-68

Chairman/Governor: David W. Checketts

Executive Vice President/General Manager:

Doug Armstrong

Head Coach: Davis Payne

Assistant Coaches: Ray Bennett

Brad Shaw

Scott Mellanby

Oct. 18 — Kings vs. St. Louis
Nov. 22 — Kings at St. Louis
Feb. 3 — Kings at St. Louis
Mar. 22 — Kings vs. St. Louis

Media Contact: Mike Caruso

ALL-TIME RECORD vs. ST. LOUIS (63-93-22-2)

	TOTAL				HOME				AWAY					TOTAL				HOME				AWAY			
Year	W	L	T	OT	W	L	T	OT	W	L	T	OT	Year	W	L	T	OT	W	L	T	OT	W	L	T	OT
1967-68	4	3	3	–	4	0	1	–	0	3	2	–	1989-90	2	1	0	–	1	1	0	–	1	0	0	–
1968-69	1	6	1	–	1	2	1	–	0	4	0	–	1990-91	1	1	1	–	1	0	0	–	0	1	1	–
1969-70	0	8	0	–	0	4	0	–	0	4	0	–	1991-92	1	1	1	–	0	0	1	–	1	1	0	–
1970-71	2	4	0	–	1	2	0	–	1	2	0	–	1992-93	2	1	0	–	2	0	0	–	0	1	0	–
1971-72	2	4	0	–	1	2	0	–	1	2	0	–	1993-94	2	2	0	–	2	0	0	–	0	2	0	–
1972-73	3	2	0	–	2	1	0	–	1	1	0	–	1994-95	1	1	2	–	1	0	1	–	0	1	1	–
1973-74	3	2	0	–	1	1	0	–	2	1	0	–	1995-96	1	2	1	–	0	2	0	–	1	0	1	–
1974-75	3	0	1	–	1	0	1	–	2	0	0	–	1996-97	1	3	0	–	1	1	0	–	0	2	0	–
1975-76	2	1	1	–	1	0	1	–	1	1	0	–	1997-98	0	3	1	–	0	2	0	–	0	1	1	–
1976-77	2	2	0	–	2	0	0	–	0	2	0	–	1998-99	0	3	1	–	0	1	1	–	0	2	0	–
1977-78	2	2	0	–	1	1	0	–	1	1	0	–	1999-00	1	2	1	0	0	2	0	0	1	0	1	0
1978-79	2	1	1	–	1	0	1	–	1	1	0	–	2000-01	1	2	1	0	0	1	1	0	1	1	0	0
1979-80	1	3	0	–	1	1	0	–	0	2	0	–	2001-02	2	1	1	0	1	0	1	0	1	1	0	0
1980-81	0	2	2	–	0	1	1	–	0	1	1	–	2002-03	1	2	0	1	1	1	0	0	0	1	0	1
1981-82	2	1	0	–	2	0	0	–	0	1	0	–	2003-04	0	4	0	0	0	2	0	0	0	2	0	0
1982-83	1	2	0	–	1	0	0	–	0	2	0	–	2005-06	4	0	–	0	2	0	–	0	2	0	0	0
1983-84	1	1	1	–	1	0	1	–	0	1	0	–	2006-07	1	3	–	0	1	1	–	0	2	–	0	0
1984-85	1	2	0	–	0	1	0	–	1	1	0	–	2007-08	1	3	–	0	1	1	–	0	2	–	0	0
1985-86	1	1	1	–	1	1	0	–	0	0	1	–	2008-09	3	1	–	0	2	0	–	0	1	1	–	0
1986-87	1	1	1	–	0	1	0	–	1	0	1	–	2009-10	1	2	–	1	0	1	–	1	1	–	0	0
1987-88	2	1	0	–	2	0	0	–	0	1	0	–	2010-11	0	4	–	0	2	–	0	2	–	0	2	–
1988-89	1	2	0	–	1	0	0	–	0	2	0	–	TOTALS	63	93	22	2	41	36	12	1	22	57	10	1

KINGS FAST FACTS

	OVERALL	AT HOME	ON ROAD
LAST 10 GAMES	2-7-1	4-5-1	2-8-0
LAST WIN	10/10/09 (2-1)	12/11/08 (6-2)	10/10/09 (2-1)
LAST LOSS	3/17/11 (0-4)	3/17/11 (0-4)	1/18/11 (1-2)
LAST OT GAME	12/5/09 (4-5 SO)	12/5/09 (4-5 SO)	3/11/06 (2-1 SO)
OVERTIME RECORD	1-3-13	0-1-6	1-2-7
LONGEST WIN STREAK	5 Games	4 Games	3 Games
	10/29/05-10/7/06	12/19/92-12/11/93	2/9/74-4/2/75
LONGEST UNDEFEATED	6 Games (5-0-1)	9 Games (7-0-2)	4 Games (2-0-2)
	2/9/74-4/2/75	3/24/90-3/20/95	1/26/85-1/17/87
LONGEST LOSING STREAK	11 Games	6 Games	9 Games
	2/15/69-3/24/70	2/22/69-3/24/70	10/12/68-10/31/70
LONGEST WINLESS	10 Games (0-7-3)	10 Games (0-7-3)	14 Games (0-12-2)
	2/15/69-3/24/70	3/13/97-12/6/01	10/21/67-10/31/70
SHUTOUTS BY KINGS	8	5	3
LAST TIME	10/24/08 (4-0)	2/22/77 (4-0)	10/24/08 (4-0)
SHUTOUTS OF KINGS	13	6	7
LAST TIME	3/17/11 (0-4)	3/17/11 (0-4)	3/24/09 (0-2)
MOST GOALS	9	9	7
	Twice	Twice	1/26/85 (7-3)
MOST GOALS AGAINST	8	8	7
	12/13/69 (1-8)	12/13/69 (1-8)	Eight Times

*Active Streak

Tampa Bay LIGHTNING

Feb. 7 — Kings at Tampa Bay

401 Channelside Drive
Tampa, FL 33602
(813) 301-6500

Arena: St. Pete Times Forum
Capacity: 19,758
Entered NHL: 1992-93

Owner/Governor/Chairman: Jeff Vinik
Vice President/General Manager: Steve Yzerman
Head Coach: Guy Boucher
Assistant Coaches: Wayne Fleming
Dan Lacroix
Martin Raymond

Media Contact: Brian Breseman

ALL-TIME RECORD vs. TAMPA BAY (8-15-2-1)

Year	TOTAL				HOME				AWAY			
	W	L	T	OT	W	L	T	OT	W	L	T	OT
1992-93	1	2	0	—	0	2	0	—	1	0	0	—
1993-94	1	1	0	—	0	1	0	—	1	0	0	—
1994-95	—	—	—	—	—	—	—	—	—	—	—	—
1995-96	0	2	0	—	0	1	0	—	0	1	0	—
1996-97	0	2	0	—	0	1	0	—	0	1	0	—
1997-98	2	0	0	—	1	0	0	—	1	0	0	—
1998-99	0	2	0	—	0	1	0	—	0	1	0	—
1999-00	1	0	1	0	0	0	1	0	1	0	0	0
2000-01	0	1	0	0	0	1	0	0	0	0	0	0
2001-02	0	2	0	0	0	1	0	0	0	1	0	0
2002-03	0	1	1	0	0	0	1	0	0	1	0	0
2003-04	1	0	0	0	0	0	0	0	1	0	0	0
2005-06	0	1	—	0	0	1	—	0	0	0	—	0
2006-07	0	0	—	1	0	0	—	0	0	0	—	1
2007-08	—	—	—	—	—	—	—	—	—	—	—	—
2008-09	0	1	—	0	0	1	—	0	0	0	—	0
2009-10	1	0	—	0	0	0	—	0	1	0	—	0
2010-11	1	0	—	0	1	0	—	0	0	0	—	0
TOTALS	8	15	2	1	2	10	2	0	6	5	0	1

KINGS FAST FACTS

	OVERALL	AT HOME	ON ROAD
LAST 10 GAMES	3-5-2 (1 tie)	2-6-2 (2 ties)	4-5-1
LAST WIN	11/4/10 (1-0)	11/4/10 (1-0)	11/14/09 (2-1 SO)
LAST LOSS	1/12/09 (1-3)	1/12/09 (1-3)	2/6/07 (2-3 SO)
LAST OT GAME	11/14/09 (2-1 SO)	3/20/03 (2-2 tie)	11/14/09 (2-1 SO)
OVERTIME RECORD	2-1-2	0-0-2	2-1-0
LONGEST WIN STREAK	2 Games*	1 Game*	2 Games
	Three Times	Twice	2/22/93-10/20/93
LONGEST UNDEFEATED	2 Games*	1 Game*	2 Games
	Four times	Four Times	2/23/93-10/20/93
LONGEST LOSING STREAK	5 Games	5 Games	2 Games
	12/4/93-12/5/96	12/15/92-12/5/96	Twice
LONGEST WINLESS	6 Games (0-4-2)	7 Games (0-5-2)	2 Games
	12/4/99-3/20/03	10/30/98-1/12/09	Twice
SHUTOUTS BY KINGS	2	1	1
LAST TIME	11/4/10 (1-0)	11/4/10 (1-0)	11/6/03 (1-0)
SHUTOUTS OF KINGS	5	2	3
LAST TIME	10/25/01 (0-3)	10/13/01 (0-1)	10/25/01 (0-3)
MOST GOALS	5	5	5
	Three Times	11/6/97 (5-2)	Twice
MOST GOALS AGAINST	6	6	4
	1/6/93 (3-6)	1/6/93 (3-6)	3/12/03 (2-4)

*Active Streak

Toronto MAPLE LEAFS

Dec. 19 — Kings at Toronto

50 Bay Street, Suite 500
Toronto, Ontario M5J 2X2
(416) 815-5700

Arena: Air Canada Centre
Capacity: 18,819
Entered NHL: 1917-18

Chairman/Governor: Larry Tanenbaum
President/General Manager: Brian Burke
Head Coach: Ron Wilson
Assistant Coaches: Rob Zettler
Scott Gordon
Greg Cronin

Media Contact: Pat Park

ALL-TIME RECORD vs. TORONTO (59-57-21-1)

Year	TOTAL				HOME				AWAY				Year	TOTAL				HOME				AWAY			
	W	L	T	OT	W	L	T	OT	W	L	T	OT		W	L	T	OT	W	L	T	OT	W	L	T	OT
1967-68	2	2	0	—	2	0	0	—	0	2	0	—	1989-90	1	2	0	—	1	0	0	—	0	2	0	—
1968-69	3	3	0	—	2	1	0	—	1	2	0	—	1990-91	1	1	1	—	0	1	0	—	1	0	0	—
1969-70	1	3	2	—	1	2	0	—	0	1	2	—	1991-92	2	0	1	—	1	0	1	—	1	0	0	—
1970-71	3	3	0	—	3	0	0	—	0	3	0	—	1992-93	1	2	1	—	1	1	0	—	0	1	1	—
1971-72	1	4	1	—	1	2	0	—	0	2	1	—	1993-94	1	3	0	—	0	2	0	—	1	1	0	—
1972-73	2	3	0	—	1	1	0	—	1	2	0	—	1994-95	2	1	1	—	0	1	1	—	2	0	0	—
1973-74	1	2	2	—	1	1	1	—	0	1	1	—	1995-96	1	2	1	—	1	1	0	—	0	1	1	—
1974-75	4	0	1	—	2	0	0	—	2	0	1	—	1996-97	3	0	1	—	1	0	1	—	2	0	0	—
1975-76	1	3	1	—	1	1	1	—	0	2	0	—	1997-98	2	2	0	—	1	1	0	—	1	1	0	—
1976-77	1	2	2	—	1	0	1	—	0	2	1	—	1998-99	0	1	0	—	0	0	0	—	0	1	0	—
1977-78	3	2	0	—	2	1	0	—	1	1	0	—	1999-00	0	1	0	0	0	0	0	0	0	1	0	0
1978-79	0	4	0	—	0	2	0	—	0	2	0	—	2000-01	1	0	0	0	0	0	0	0	1	0	0	0
1979-80	3	0	1	—	2	0	0	—	1	0	1	—	2001-02	1	0	0	0	0	0	0	0	1	0	0	0
1980-81	3	0	1	—	1	0	1	—	2	0	0	—	2002-03	0	0	1	0	0	0	0	0	0	0	0	1
1981-82	1	2	0	—	0	1	0	—	1	1	0	—	2003-04	0	0	1	0	0	0	1	0	0	0	0	0
1982-83	2	1	0	—	2	0	0	—	0	1	0	—	2005-06	1	0	—	0	0	—	0	—	1	0	0	0
1983-84	0	2	1	—	0	1	0	—	0	1	1	—	2006-07	—	—	—	—	—	—	—	—	—	—	—	—
1984-85	2	1	0	—	1	1	0	—	1	0	0	—	2007-08	1	0	—	0	1	0	—	0	0	0	—	0
1985-86	2	1	0	—	1	0	0	—	1	1	0	—	2008-09	0	1	—	0	0	1	—	0	0	0	—	0
1986-87	1	1	1	—	1	0	1	—	0	1	0	—	2009-10	1	0	—	0	0	—	0	—	1	0	—	0
1987-88	1	1	1	—	1	0	0	—	0	1	1	—	2010-11	0	1	—	0	0	1	—	0	0	0	—	0
1988-89	3	0	0	—	2	0	0	—	1	0	0	—	TOTALS	59	57	21	1	35	23	10	0	24	34	11	1

KINGS FAST FACTS

	OVERALL	AT HOME	ON ROAD
LAST 10 GAMES	5-3-2 (1 tie)	4-4-2 (2 ties)	6-3-1
LAST WIN	1/26/10 (5-3)	1/10/08 (5-2)	1/26/10 (5-3)
LAST LOSS	1/10/11 (2-3)	1/10/11 (2-3)	11/12/02 (3-4 OT)
LAST OT GAME	11/13/03 (4-4 tie)	11/13/03 (4-4 tie)	11/12/02 (3-4 OT)
OVERTIME RECORD	0-1-0	0-0-6	0-1-4
LONGEST WIN STREAK	5 Games	4 Games	3 Games
	2/20/88-10/8/89	2/20/88-12/1/90	Twice
LONGEST UNDEFEATED	9 Games (5-0-4)	6 Games (4-0-2)	4 Games
	1/5/74-11/15/75	12/18/85-10/5/89	Three Times
LONGEST LOSING STREAK	5 Games	3 Games	4 Games
	Twice	2/27/93-12/16/95	12/2/70-11/17/71
LONGEST WINLESS	5 Games	6 Games (0-5-1)	12 Games (0-9-3)
	Four Times	2/27/93-12/16/95	1/11/69-1/6/73
SHUTOUTS BY KINGS	6	5	1
LAST TIME	2/20/88 (3-0)	2/20/88 (3-0)	3/2/81 (1-0)
SHUTOUTS OF KINGS	5	3	2
LAST TIME	3/27/78 (0-3)	12/10/77 (0-3)	3/27/78 (0-3)
MOST GOALS	9	9	7
	12/1/88 (9-3)	12/1/88 (9-3)	Three Times
MOST GOALS AGAINST	9	9	9
	Twice	11/7/81 (4-9)	3/10/79 (4-9)

*Active Streak

Vancouver Canucks

Nov. 10 — Kings vs. Vancouver
Dec. 31 — Kings vs. Vancouver
Jan. 17 — Kings at Vancouver
Mar. 26 — Kings at Vancouver

800 Griffiths Way
Vancouver, British Columbia V6B 6G1
(604) 899-4600

Arena: Rogers Arena
Capacity: 18,630
Entered NHL: 1970-71

Chairman/Governor: Francesco Aquilini
President/General Manager/Alternate Governor:
Mike Gillis
Head Coach: Alain Vigneault
Associate Coach: Rick Bowness
Assistant Coaches: Newell Brown
Darryl Williams

Media Contact: T.C. Carling

ALL-TIME RECORD vs. VANCOUVER (93-93-32-3)

	TOTAL			HOME			AWAY				TOTAL			HOME			AWAY			
Year	W	L	T OT	W	L	T OT	W	L	T OT	Year	W	L	T OT	W	L	T OT	W	L	T OT	
1970-71	2	3	1	0	2	1	0	2	1	0	1991-92	2	4	1	0	3	1	2	1	0
1971-72	5	0	1	3	0	0	2	0	1	1992-93	2	7	0	2	3	0	0	4	0	
1972-73	3	2	0	2	0	0	1	2	0	1993-94	1	5	0	1	2	0	0	3	0	
1973-74	3	2	0	2	1	0	1	1	0	1994-95	0	4	0	0	2	0	0	2	0	
1974-75	1	1	2	1	0	1	0	1	1	1995-96	0	2	3	0	1	2	0	0	1	
1975-76	3	1	0	2	0	0	1	1	0	1996-97	3	1	1	2	0	0	0	1	1	
1976-77	0	2	2	0	1	1	0	1	1	1997-98	3	2	1	2	0	1	1	2	0	
1977-78	2	1	1	2	0	0	0	1	1	1998-99	3	1	0	2	0	0	0	1	1	
1978-79	3	1	0	2	0	0	1	1	0	1999-00	2	0	2	0	1	0	1	0	1	
1979-80	2	2	0	1	1	0	1	1	0	2000-01	3	0	0	1	2	0	0	1	0	
1980-81	4	0	0	2	0	0	2	0	0	2001-02	1	2	1	0	1	0	1	0	2	
1981-82	3	2	3	3	1	0	0	1	3	2002-03	1	2	1	0	0	1	1	0	0	
1982-83	3	3	2	2	0	2	1	3	0	2003-04	0	3	1	0	2	0	0	1	1	
1983-84	4	3	1	2	1	1	2	2	0	2005-06	3	1	0	2	0	0	1	1	0	
1984-85	4	2	2	2	1	1	2	1	1	2006-07	1	3	0	0	2	0	0	1	1	
1985-86	1	5	2	0	3	1	1	2	1	2007-08	3	0	1	1	0	1	2	0	0	
1986-87	2	5	1	2	2	0	0	3	1	2008-09	3	0	1	1	0	1	2	0	0	
1987-88	3	4	1	2	1	1	1	3	0	2008-09	1	3	0	1	1	0	0	2	0	
1988-89	4	4	0	2	2	0	2	2	0	2009-10	1	2	1	1	0	1	0	2	0	
1989-90	4	2	2	3	1	0	1	1	2	2010-11	2	2	0	1	1	0	1	1	0	
1990-91	5	3	0	3	1	0	2	2	0	TOTALS	93	92	32	3	57	36	16	2	36	

KINGS FAST FACTS

	OVERALL	AT HOME	ON ROAD
LAST 10 GAMES	3-6-1	4-4-2	4-6-0
LAST WIN	10/15/10 (4-1)	10/15/10 (4-1)	10/9/10 (2-1 SO)
LAST LOSS	3/31/11 (1-3)	3/31/11 (1-3)	3/31/11 (1-3)
LAST OT GAME	10/9/10 (2-1 SO)	10/29/09 (1-2 SO)	10/9/10 (2-1 SO)
OVERTIME RECORD	6-6-20	2-3-11	4-3-9
LONGEST WIN STREAK	6 Games	5 Games	3 Games
	Twice	Three Times	4/4/71-1/2/72
LONGEST UNDEFEATED	10 Games	14 Games (10-0-4)	5 Games (2-0-3)
	Twice	1/7/97-10/19/02	11/16/80-1/24/82
LONGEST LOSING STREAK	7 Games	3 Games	9 Games
	1/31/94-3/29/95	Twice	11/16/92-3/29/95
LONGEST WINLESS	13 Games (0-10-3)	6 Games	12 Games (0-11-1, 1 tie)
	1/31/94-1/2/97	Twice	11/16/92-1/2/97
SHUTOUTS BY KINGS	15	11	4
LAST TIME	4/3/06 (1-0)	4/3/06 (1-0)	4/6/03 (2-0)
SHUTOUTS OF KINGS	9	2	7
LAST TIME	4/9/09 (0-1)	10/30/08 (0-4)	4/9/09 (0-1)
MOST GOALS	12	12	10
	11/29/84 (12-1)	11/29/84 (12-1)	10/31/84 (10-3)
MOST GOALS AGAINST	11	8	11
	11/25/86 (5-11)	4/1/87 (3-8)	11/25/86 (5-11)

*Active Streak

Washington CAPITALS

Jan. 9 — Kings vs. Washington

627 N. Glebe Road, Suite 850
Arlington, VA 22203
(202) 266-2200

Arena: Verizon Center
Capacity: 18,277
Entered NHL: 1974-75

Chairman/Majority Owner: Ted Leonsis
Vice President/General Manager: George McPhee
Head Coach: Bruce Boudreau
Assistant Coaches: Dean Evason
Bob Woods

Media Contact: Sergey Kocharov

ALL-TIME RECORD vs. WASHINGTON (52-32-13-2)

TOTAL				HOME				AWAY				TOTAL				HOME				AWAY			
Year	W	L	T OT	W	L	T OT	W	L	T OT	Year	W	L	T OT	W	L	T OT	W	L	T OT	Year	W	L	T OT
1974-75	5	0	1	0	3	0	0	2	0	1	1993-94	0	2	0	0	1	0	0	0	1	0	0	0
1975-76	4	1	1	0	3	0	0	1	1	1	1994-95	0	1	0	0	0	0	0	0	0	0	0	0
1976-77	5	0	1	0	3	0	0	2	0	1	1995-96	2	0	0	1	0	0	0	1	0	0	0	0
1977-78	4	2	0	0	2	1	0	2	1	0	1996-97	1	0	1	0	0	1	0	1	0	0	0	0
1978-79	3	4	1	0	2	1	1	1	3	0	1997-98	0	1	1	0	0	1	0	0	1	0	0	0
1979-80	1	3	0	0	1	1	0	0	2	0	1998-99	2	0	0	1	0	0	0	1	0	0	0	0
1980-81	2	1	1	0	1	0	1	1	1	0	1999-00	1	0	1	0	0	0	0	0	0	1	0	0
1981-82	1	1	1	0	1	1	0	0	0	1	2000-01	1	1	0	0	1	0	0	1	0	0	0	0
1982-83	1	1	1	0	0	1	1	1	1	0	2001-02	0	0	0	1	0	0	0	1	0	0	0	0
1983-84	0	3	0	0	0	2	0	0	1	0	2002-03	1	0	0	0	0	0	0	0	1	0	0	0
1984-85	1	2	0	0	1	0	0	0	2	0	2003-04	2	0	0	0	1	0	0	0	1	0	0	0
1985-86	1	2	0	0	0	2	0	1	0	0	2005-06	0	1	0	0	0	1	0	0	0	0	0	0
1986-87	3	0	0	0	1	0	0	2	0	0	2006-07	0	0	1	0	0	0	0	0	0	0	0	0
1987-88	1	2	0	0	1	1	0	0	1	0	2007-08	0	0	0	0	0	0	0	0	0	0	0	0
1988-89	1	1	1	0	0	1	0	1	0	1	2008-09	2	0	0	1	0	0	0	1	0	0	0	0
1989-90	3	0	0	0	2	0	0	1	0	0	2009-10	1	0	0	1	0	0	0	0	0	0	0	0
1990-91	1	1	1	0	1	0	0	0	1	1	2010-11	1	0	0	0	0	0	0	0	1	0	0	0
1991-92	1	1	1	0	1	0	1	0	1	0	TOTALS	52	32	13	2	29	14	6	1	23	18	7	1
1992-93	0	2	0	0	0	1	0	0	1	0													

KINGS FAST FACTS

	OVERALL	AT HOME	ON ROAD
LAST 10 GAMES	7-1-2	5-2-3 (2 ties)	7-1-2 (1 tie)
LAST WIN	2/12/11 (4-1)	1/2/10 (2-1)	2/12/11 (4-1)
LAST LOSS	2/8/07 (3-4 OT)	12/14/05 (2-3)	2/8/07 (3-4 OT)
LAST OT GAME	2/8/07 (3-4 OT)	10/16/01 (2-3 OT)	2/8/07 (3-4 OT)
OVERTIME RECORD	1-2-6	0-1-3	1-1-3
LONGEST WIN STREAK	8 Games	10 Games	3 Games
	12/19/74-11/15/75	12/19/74-11/29/77	Four Times
LONGEST UNDEFEATED	10 Games (8-0-2)	10 Games	5 Games
	1/27/76-11/29/77	12/19/74-11/29/77	Twice
LONGEST LOSING STREAK	5 Games	2 Games	5 Games
	2/19/83-2/8/85	Twice	1/3/79-2/26/80
LONGEST WINLESS	6 Games (0-5-1)	4 Games (0-3-1)	5 Games
	2/19/83-2/8/85	2/17/82-2/16/84	1/3/79-2/26/80
SHUTOUTS BY KINGS	3	3	Never
LAST TIME	3/10/77 (6-0)	3/10/77 (6-0)	3
SHUTOUTS OF KINGS	3	Never	12/18/83 (0-5)
LAST TIME	12/18/83 (0-5)	10	9
MOST GOALS	12	12	1/11/83 (9-7)
	12/4/78 (10-2)	12/4/78 (10-2)	10
MOST GOALS AGAINST	10	10	10
	Twice	2/13/93 (3-10)	12/6/87 (3-10)

*Active Streak

260 Hargrave St.
Winnipeg, Manitoba R3C 5S5
(204) 987-7825

Arena: MTS Centre
Capacity: 15,015
Entered NHL: 1999-00 (Atlanta)

Chairman: Mark Chipman
Executive VP/General Manager: Kevin Cheveldayoff
Head Coach: Claude Noel
Assistant Coaches: Charlie Huddy
Pascal Vincent

Media Contact: Scott Brown

ALL-TIME RECORD vs. WINNIPEG ^ (8-2-0-3)

Year	TOTAL				HOME				AWAY			
	W	L	T	OT	W	L	T	OT	W	L	T	OT
1999-00	2	0	0	0	1	0	0	0	1	0	0	0
2000-01	1	0	0	1	0	0	0	1	1	0	0	0
2001-02	1	0	0	0	1	0	0	0	0	0	0	0
2002-03	2	0	0	0	1	0	0	0	1	0	0	0
2003-04	0	0	0	1	0	0	0	0	0	0	0	1
2005-06	1	0	-	0	1	0	-	0	0	0	-	0
2006-07	0	1	-	0	0	0	-	0	0	1	-	0
2007-08	-	-	-	-	-	-	-	-	-	-	-	-
2008-09	0	0	-	1	0	0	-	1	0	0	-	0
2009-10	0	1	-	0	0	0	-	0	0	1	-	0
2010-11	1	0	-	0	1	0	-	0	0	0	-	0
TOTALS	8	2	0	3	5	0	0	2	3	2	0	1


KINGS FAST FACTS ^

	OVERALL	AT HOME	ON ROAD
LAST 10 GAMES	5-2-3	5-0-2	3-2-1
LAST WIN	10/12/10 (3-1)	10/12/10 (3-1)	10/29/02 (4-0)
LAST LOSS	11/13/09 (0-7)	2/16/09 (6-7 SO)	11/13/09 (0-7)
LAST OT GAME	2/16/09 (6-7 SO)	2/16/09 (6-7 SO)	12/10/03 (3-4 OT)
OVERTIME RECORD	0-3-0	0-2-0	0-1-0
LONGEST WIN STREAK	3 Games	3 Games	3 Games
	Twice	11/3/01-1/19/06	3/26/00-10/29/02
LONGEST UNDEFEATED	3 Games	3 Games	3 Games
	Twice	11/3/01-1/19/06	3/26/00-10/29/02
LONGEST LOSING STREAK	3 Games (0-2-1)	1 Game	3 Games (0-2-1)*
	1/16/07-11/13/09	Twice	12/10/03-present
LONGEST WINLESS	3 Games (0-2-1)	1 Game	3 Games (0-2-1)*
	1/16/07-11/13/09	Twice	12/10/03-present
SHUTOUTS BY KINGS	2	1	1
LAST TIME	10/29/02 (4-0)	12/8/99 (4-0)	10/29/02 (4-0)
SHUTOUTS OF KINGS	1	Never	1
LAST TIME	11/13/09 (0-7)		11/13/09 (0-7)
MOST GOALS	8	8	5
	1/19/06 (8-6)	1/19/06 (8-6)	11/2/00 (5-2)
MOST GOALS AGAINST	7	7	7
	Three Times	Twice	11/13/09 (0-7)

*Active Streak

^Includes totals vs. Atlanta Thrashers

MEDIA INFORMATION



Rob Scuderi participates in a benefit
for the Ronald McDonald House
by giving his jersey to a fan.

MEDIA INFORMATION

CREDENTIALS – Season credentials are issued to media assigned to cover the Kings regularly. Individual single game credentials are granted to working media as space permits. All requests must be submitted to the Kings communications office at least 24 hours in advance of the event. Freelance reporters and photographers will not be granted credentials without a letter of assignment from an accredited medium. Credentials are picked up at the STAPLES Center media will call table, which is open three hours before game time and located off of the Main Concourse (west side of the building - off of 11th Street). You must wear your credential prominently at all times and the Kings communications department and STAPLES Center both reserve the right to revoke any credential if circumstances warrant such action.

PARKING – The season or single game credential does not serve as a parking pass. Media parking is only available (for purchase) on a seasonal basis.

PRESS BOX – The Bob Miller Press Box is located on the west side of STAPLES Center. All seats are reserved and only members of the accredited media, visiting hockey club and Kings staff/game staff are permitted in the press box. Each media member must call the Kings communications office in advance to request press box seating. The Nick Nickson Broadcast Center is located on the upper concourse level, below the Bob Miller Press Box.

PHOTOGRAPHERS – The NHL recently altered the number of ice-level shooting positions in each arena. The Kings currently have five shooting spots on ice-level (down from eight), and those will be assigned as follows on a permanent basis: AP, LA Times, Getty, Reuters and Kings. Spots can be altered on a case-by-case basis. As always, the Kings team photographer will make and mark all shooting position assignments in consultation with the Kings communications department. Photographers are not permitted in the team bench areas during the game or any place that would obstruct the view of spectators. Photographers are also not allowed in the dressing rooms without pre-approved permission and the appropriate credential from the Kings communications department. Please see the Kings staff photographer for assistance.

TELEVISION – Stations wanting action footage from any Kings games are encouraged to take it from FS West's broadcast or other subsequent satellite feeds. A station, however, cannot air the footage until after it has been broadcast by the originating source, and that source must be given on-screen credit. If it is necessary for a crew to shoot action footage during a game (isolation shots or special theme news/feature stories), you must notify the Kings communications office for permission and assistance.

TICKETS – Media requests for tickets to Kings games can be made by calling the communications office at least 24 hours in advance of the game. The quantity of these tickets is limited.

PRACTICES – All Kings practice sessions (at the Toyota Sports Center in El Segundo and STAPLES Center) are open to approved members of the media. Media intending to cover practice should call or email the Kings communications department to confirm the scheduled start time and location.

SERVICES – The Chick Hearn Press Room, located on rink level (west side) of STAPLES Center, is a working area for all credentialed media before, during and after the game. A pre-game meal in the adjacent dining room is provided (at a cost with all proceeds benefiting the Kings Care Foundation) for the media starting approximately 90 minutes before the game. Refreshments are provided in the Chick Hearn Press Room and the Bob Miller Press Box during and after the game. The Bob Miller Press Box is also set up as a working area for media filing stories on deadline, and there is a dedicated press elevator that reaches the Bob Miller Press Box near the workroom. If conditions for meeting your deadline require special attention, please contact a member of the Kings communications department.

GAMES NOTES/STATISTICS – Complete game notes and statistics are distributed in the Chick Hearn Press Room and the Bob Miller Press Box prior to the game. Scoring and statistical summaries are distributed between periods. Final scoring summaries and post-game quotes will be distributed to all media areas as soon as possible after each game.

WIRELESS INTERNET ACCESS – A Wireless Internet feed is available (free of charge) for media use before, during and after the game in both the Bob Miller Press Box and the Chick Hearn Press Room. Internet password information is listed in numerous areas throughout the Bob Miller Press Box and the Chick Hearn Press Room.

TELEPHONES – Charge-a-Call phones are available in the Bob Miller Press Box and the Chick Hearn Press Room for media to use before, during and after the game. If a telephone line is needed on a regular basis, please call the Tech Services-Telecom department at STAPLES Center (213/742-7264) to arrange for installation.



Bob Miller



Jim Fox



Patrick O'Neal

FSWEST HD TELEVISION

FOX Sports West continues its long-standing tradition of telecasting the Los Angeles Kings — which began in 1985 — by providing the most coverage of the Kings on television during the 2011-12 season. FOX Sports West provides 75 regular season games, all of which will be offered in High Definition (HD) for the third consecutive season. Telecast coverage on FOX Sports West features Bob Miller in his 39th season as the TV "Voice of the Kings." Former Kings forward, Jim Fox, is in his 22nd season as the club's color commentator.

FOX Sports West is also the destination for "Kings Live." Originating live from Chick Hearn Plaza, outside STAPLES Center, "Kings Live" provides unmatched access to the Kings. As an extension of the game telecast, "Kings Live" is a 30-minute post-game show for all prime-time home Kings games on FOX Sports West. Led by FOX Sports West reporter Patrick O'Neal with added game and player analysis from Fox, "Kings Live" commentary, interviews and signature segments further connect fans to the team.

In addition to the Kings, FOX Sports West is the home of the Los Angeles Lakers, Los Angeles Angels of Anaheim and Los Angeles Galaxy. Team-specific and locally-produced "Live" and original programming concepts air on FOX Sports West.

One of the nation's premier sports networks, FOX Sports West provides 24-hour sports programming to more than 6.8 million subscribers in Southern California, Nevada and Hawaii. Together, FOX Sports West and sister network PRIME TICKET present more live, local sports programming than any other network or broadcast system in the market. For complete regional sports news, provocative opinions, telecast schedules and updated statistics, log-on to www.foxsportswest.com and follow along on Twitter, @foxsportswest and Facebook, www.facebook.com/foxsportswest.



Nick Nickson



Daryl Evans

RADIO

One of the National Hockey League's most extensive and established radio networks, the Kings Radio Network — spearheaded by flagship radio station KTLK AM 1150 — takes exciting Kings action to the outer reaches of Southern California and beyond.

WHERE YOU LISTEN TO THE KINGS — The Kings are in the fifth season of a partnership with

KTLK AM 1150 (a Clear Channel Communications property) to serve as the club's flagship station. Preseason, regular and postseason games can be heard on the Kings flagship with play-by-play announcer Nick Nickson and color commentator Daryl Evans calling the action. Some affiliates may not carry all games (contact your local listing and/or affiliate for their broadcast schedule), and some games on AM 1150 may conflict (consult your local listings or visit www.LAKings.com or www.ktlkam1150.com).

WHERE YOU TALK ABOUT THE KINGS — AM570 Fox Sports LA, the sister-station of AM 1150, is the strongest and most respected sports station in the market. Talk Kings hockey with a lineup that features local shows like Dan Patrick, Jim Rome, "The Loose Cannons" with Pat O'Brien, Steve Hartman, & Vic "The Brick" Jacobs, Matt "Money" Smith and Petros Papadakis (PMS), Tony Bruno & JT "The Brick." For details log on to www.am570radio.com.

KINGS RADIO NETWORK:

KTLK 1150 AM Southern California/Flagship
KVTA 1520 AM Ventura, CA
KMET 1490 AM Banning, CA
KOSS 1380 AM Palmdale, CA

KHTS 1220 AM Santa Clarita, CA
KLOA 1240 AM Ridgecrest, CA
KPTR 1450 AM, Palm Springs, CAA

SATELLITE

Skyview Networks focuses on broadcast network solutions for professional and collegiate sports and syndicated radio. Currently, Skyview Networks provides the broadcast services for over 50 professional and collegiate sports organizations and produces and delivers Arizona News Radio and California Headline News. Skyview's services include satellite distribution, full network automation, affiliate relations, inventory management systems and advertising solutions for radio, television, print, signage and web.



KINGS 2011-12 BROADCAST SCHEDULE

GM	DATE	OPPONENT	TIME	RADIO STATION	TELEVISION STATION
11 OCTOBER (5H-6A)					
1	Fri. 7	NY RANGERS	10:00 a.m.*	KTLK 1150	VERSUS
2	Sat. 8	BUFFALO	11:00 a.m.*	KTLK 1150	FS WEST
3	Thu. 13	@ New Jersey	4:00 p.m.	KTLK 1150	FS WEST
4	Sat. 15	@ Philadelphia	4:00 p.m.	KTLK 1150	FS WEST
5	Tue. 18	ST. LOUIS	7:30 p.m.	KTLK 1150	FS WEST
6	Thu. 20	@ Phoenix	7:00 p.m.	KTLK 1150	FS WEST
7	Sat. 22	DALLAS	7:30 p.m.	KTLK 1150	FS WEST
8	Tue. 25	NEW JERSEY	7:30 p.m.	KTLK 1150	FS WEST
9	Thu. 27	@ Dallas	5:30 p.m.	KTLK 1150	FS WEST
10	Sat. 29	@ Phoenix	6:00 p.m.	KTLK 1150	FS WEST
11	Sun. 30	@ Colorado	5:00 p.m.	KTLK 1150	FS WEST

13 NOVEMBER (9H-4A)					
12	Thu. 3	EDMONTON	7:30 p.m.	KTLK 1150	FS WEST
13	Sat. 5	PITTSBURGH	7:30 p.m.	KTLK 1150	FS WEST
14	Mon. 7	@ San Jose	7:30 p.m.	KTLK 1150	FS WEST
15	Tue. 8	NASHVILLE	7:30 p.m.	KTLK 1150	FS WEST
16	Thu. 10	VANCOUVER	7:30 p.m.	KTLK 1150	FS WEST
17	Sat. 12	MINNESOTA	7:30 p.m.	KTLK 1150	FS WEST
18	Wed. 16	ANAHEIM	7:30 p.m.	KTLK 1150	FS WEST
19	Thu. 17	@ Anaheim	7:00 p.m.	KTLK 1150	FS WEST
20	Sat. 19	DETROIT	1:00 p.m.	KTLK 1150	FS WEST
21	Tue. 22	@ St. Louis	4:30 p.m.	KTLK 1150	(VERSUS)
22	Wed. 23	@ Dallas	5:30 p.m.	KTLK 1150	FS WEST
23	Sat. 26	CHICAGO	7:30 p.m.	KTLK 1150	FS WEST
24	Mon. 28	SAN JOSE	7:30 p.m.	KTLK 1150	FS WEST

15 DECEMBER (7H-8A)					
25	Thu. 1	FLORIDA	7:30 p.m.	KTLK 1150	FS WEST
26	Sat. 3	MONTREAL	12:30 p.m.	KTLK 1150	FS WEST
27	Tue. 6	@ Anaheim	7:00 p.m.	KTLK 1150	FS WEST
28	Thu. 8	MINNESOTA	7:30 p.m.	KTLK 1150	FS WEST
29	Sat. 10	DALLAS	7:30 p.m.	KTLK 1150	FS WEST
30	Tue. 13	@ Boston	4:00 p.m.	KTLK 1150	FS WEST
31	Thu. 15	@ Columbus	4:00 p.m.	KTLK 1150	FS WEST
32	Sat. 17	@ Detroit	4:00 p.m.	KTLK 1150	FS WEST
33	Mon. 19	@ Toronto	4:00 p.m.	KTLK 1150	FS WEST
34	Thu. 22	ANAHEIM	7:00 p.m.	KTLK 1150	FS WEST
35	Fri. 23	@ San Jose	7:30 p.m.	KTLK 1150	FS WEST
36	Mon. 26	PHOENIX	7:00 p.m.	KTLK 1150	FS WEST
37	Wed. 28	@ Chicago	5:30 p.m.	KTLK 1150	FS WEST
38	Thu. 29	@ Winnipeg	5:30 p.m.	KTLK 1150	FS WEST
39	Sat. 31	VANCOUVER	7:00 p.m.	KTLK 1150	FS WEST

11 JANUARY (8H-3A)					
40	Mon. 2	COLORADO	7:30 p.m.	KTLK 1150	FS WEST
41	Thu. 5	PHOENIX	7:30 p.m.	KTLK 1150	FS WEST
42	Sat. 7	COLUMBUS	1:00 p.m.	KTLK 1150	FS WEST
43	Mon. 9	WASHINGTON	7:30 p.m.	KTLK 1150	FS WEST



Bob
Miller



Jim
Fox

KINGS 2011-12 BROADCAST SCHEDULE

GM	DATE	OPPONENT	TIME	RADIO STATION	TELEVISION STATION
44	Thu. 12	DALLAS	7:30 p.m.	KTLK 1150	FS WEST
45	Sat. 14	@ Calgary	7:00 p.m.	KTLK 1150	FS WEST
46	Sun. 15	@ Edmonton	5:00 p.m.	KTLK 1150	FS WEST
47	Tue. 17	@ Vancouver	7:00 p.m.	KTLK 1150	FS WEST
48	Thu. 19	CALGARY	7:30 p.m.	KTLK 1150	FS WEST
49	Sat. 21	COLORADO	7:30 p.m.	KTLK 1150	FS WEST
50	Mon. 23	OTTAWA	7:30 p.m.	KTLK 1150	FS WEST

14 FEBRUARY (4H-10A)					
51	Wed. 1	COLUMBUS	7:30 p.m.	KTLK 1150	FS WEST
52	Fri. 3	@ St. Louis	5:00 p.m.	KTLK 1150	FS WEST
53	Sat. 4	@ Carolina	4:00 p.m.	KTLK 1150	FS WEST
54	Tue. 7	@ Tampa Bay	4:30 p.m.	KTLK 1150	VERSUS
55	Thu. 9	@ Florida	4:30 p.m.	KTLK 1150	FS WEST
56	Sat. 11	@ NY Islanders	10:00 a.m.	KTLK 1150	FS WEST
57	Sun. 12	@ Dallas	3:00 p.m.	KTLK 1150	FS WEST
58	Thu. 16	PHOENIX	7:30 p.m.	KTLK 1150	FS WEST
59	Sat. 18	CALGARY	7:00 p.m.	KTLK 1150	FS WEST
60	Tue. 21	@ Phoenix	6:00 p.m.	KTLK 1150	FS WEST
61	Wed. 22	@ Colorado	6:00 p.m.	KTLK 1150	VERSUS
62	Sat. 25	CHICAGO	5:00 p.m.	KTLK 1150	FS WEST
63	Mon. 27	@ Nashville	5:00 p.m.	KTLK 1150	FS WEST
64	Tue. 28	@ Minnesota	4:30 p.m.	KTLK 1150	(VERSUS)

15 MARCH (6H-9A)					
65	Sat. 3	ANAHEIM	7:30 p.m.	KTLK 1150	FS WEST
66	Tue. 6	@ Nashville	5:00 p.m.	KTLK 1150	FS WEST
67	Thu. 8	@ Columbus	4:00 p.m.	KTLK 1150	PRIME
68	Fri. 9	@ Detroit	4:30 p.m.	KTLK 1150	NBC/VERSUS
69	Sun. 11	@ Chicago	4:00 p.m.	KTLK 1150	FS WEST
70	Tue. 13	DETROIT	7:30 p.m.	KTLK 1150	FS WEST
71	Fri. 16	@ Anaheim	7:00 p.m.	KTLK 1150	PRIME
72	Sat. 17	NASHVILLE	7:30 p.m.	KTLK 1150	FS WEST
73	Tue. 20	SAN JOSE	7:30 p.m.	KTLK 1150	FS WEST
74	Thu. 22	ST. LOUIS	7:30 p.m.	KTLK 1150	FS WEST
75	Sat. 24	BOSTON	6:00 p.m.	KTLK 1150	FS WEST
76	Mon. 26	@ Vancouver	7:00 p.m.	KTLK 1150	FS WEST
77	Wed. 28	@ Calgary	6:30 p.m.	KTLK 1150	FS WEST
78	Fri. 30	@ Edmonton	6:30 p.m.	KTLK 1150	FS WEST
79	Sat. 31	@ Minnesota	5:00 p.m.	KTLK 1150	FS WEST

3 APRIL (2H-1A)					
80	Mon. 2	EDMONTON	7:30 p.m.	KTLK 1150	FS WEST
81	Thu. 5	SAN JOSE	7:30 p.m.	KTLK 1150	FS WEST
82	Sat. 7	@ San Jose	7:30 p.m.	KTLK 1150	FS WEST

*Games to be played in Europe (vs. NYR in Stockholm, Sweden; vs. BUF in Berlin, Germany).

Pregame show "Kings Live" to air before select home games.

NOTE: All times Pacific, all dates and times subject to change.



Nick
Nickson



Daryl
Evans



MICHAEL ALTIERI

Vice President, Communications and Content

Michael Altieri is in his 17th season with the Kings, and has held numerous positions in the areas of public relations, broadcasting and media relations since joining the organization in 1995. Currently serving as vice president, communications and content, Altieri's responsibilities include managing Kings communications and media relations efforts, all Kings broadcasting partnerships including Fox Sports West and KTLK AM1150, and the creation and development of all content for LAKings.com and Kings Vision. In addition, Altieri is actively involved in the development of all business operations collateral and the management of the Kings organizational brand identity. He

also directs all internal communications, assists in the day-to-day business operations of all departments as it relates to club revenues and serves as the corporate spokesperson for the Kings organization.

A member of the NHL's Communications Advisory Board, Altieri joined the organization in 1995 as a media relations assistant, which eventually led to him serving as the Kings primary media contact from 1996-2007. During this time, Altieri led the Kings media relations efforts, highlighted by the team's move to STAPLES Center in October, 1999 and the organization's hosting of the 2002 NHL All Star Weekend. He was named to his current position prior to the start of the 2003-04 season and while continuing to oversee the Kings Communications and Broadcasting departments, he has led the Kings efforts in the creation of an internal video and content production department to not only support the Kings popular on-line video platform – Kings Vision – but also to develop content for all Kings business entities.

In addition, Altieri was actively involved in the hiring of LAKings.com beat reporter Rich Hammond and the launch of Hammond's popular blog – LAKingsinsider.com. During this time, Kings website traffic statistics have grown annually, highlighted by record traffic numbers in 2010-11 as it relates to unique visitors, page views and average time spent.

Prior to the Kings, Altieri served as Director of Public Relations for Forum Sports, Inc. (1993-95), where he promoted special events including professional roller hockey, indoor soccer and professional tennis and volleyball exhibitions. He also served as a Public Relations Assistant for the Lakers from 1992-95.

He resides in Holly Glen with his wife Milli and son Gabriel.



JEFF MOELLER

Senior Director, Communications

Jeff Moeller is in his 17th season overall with the Kings and his fifth season as Senior Director of Communications. Previously serving as director, manager, coordinator and intern, he is active in guiding all facets of the club communications, publicity and publications factions, and editorial aspects of LAKings.com and the Kings Yearbook.

Moeller represented the NHL at two All-Star Games (2000 and 2001) and he served as a liaison between the Kings and the NHL at two major hockey events at STAPLES Center (2002 NHL All-Star Game and the 2010 NHL Entry Draft).

Previously he worked several major accounts for a local sports public relations/marketing firm, including Super Bowl XXXI and both Tyson-Holyfield championship bouts. He also has experience as a PR game assistant for the Lakers and Angels, and at KCBS-TV.

His writing has also been published in nearly 40 magazines, newspapers and websites, and in 2005 he wrote and produced the Kings' first children's book, "Kyrsten and her Kings" for the Kings Care Foundation. He is also in his second year teaching a Sports Public Relations course at USC.

He lives in El Segundo with his wife Jill, their daughter Sydnee-Anne and son Scott.



MIKE KALINOWSKI

Senior Manager, Communications

Mike Kalinowski is in his seventh season with the Kings and 13th overall season of professional hockey. He has also served media/public relations roles with the Manchester Monarchs of the American Hockey League, and the Rockford IceHogs and the Mohawk Valley Prowlers of the United Hockey League after first beginning his hockey career as a play-by-play broadcaster of college hockey.

For the third consecutive season, Kalinowski will serve as the Kings traveling media relations contact, representing the team on every road trip this season. He also plays a lead role in the production of team publications like the Kings Media Guide and Royal Reign, and he covers the majority of team practices and morning skates at Toyota Sports Center. Additionally, Kalinowski serves as a writer and reporter at LAKings.com, and a voice-over talent for Kings Vision as well as the Kings Marketing and Ticketing departments. The native of Alexandria, Minn., has also twice filled in as a radio voice for the team on the Kings Radio Network (2010 and 2007).

While with the Monarchs, Kalinowski played a lead role in the planning and the hosting of the 2005 AHL All-Star Classic. The Monarchs also won the 2005 PRISM Award and led the AHL in attendance in two of Kalinowski's three seasons with the team.



JEREMY ZAGER

Manager, Communications and Broadcasting

Jeremy Zager is in his fifth season with the Kings after serving as the Director of Communications/Community Development for the Bakersfield Condors (ECHL).

Zager takes a lead in producing and distributing Kings media information – including game notes and the Training Camp and Postseason books – while managing game press operations and the department's interns. Additionally he serves as a department in-house publicist while handling administrative duties relating to the Kings Radio Network and contributing to LAKings.com. Now he takes on a new role

as the primary point person for the Alumni Association department, overseeing all administrative elements of this department including Alumni appearances.

Zager worked seven seasons with the San Diego Gulls (WCHL and ECHL) and was selected as the ECHL Media Relations Director of the Year in 2005 and 2006, and the co-recipient of the WCHL's Media Director of the Year award in 2003. From 2006-07, he served as the Communications Director for JMI Services, Inc. owned and operated by former San Diego Padres Chairman John Moores.

The Santa Clarita native graduated Summa Cum Laude and received his degree in journalism from San Diego State University in 2002 and was selected as the school's "Outstanding Journalism Graduate" for 2001-02.

2011-12 NATIONAL HOCKEY LEAGUE DIRECTORY



GARY BETTMAN
Commissioner

New York 1185 Avenue of the Americas, New York, NY 10036
212-789-2000, Fax: 212-789-2020, Fax: 212-789-2070

Montréal 1800 McGill College Avenue, Suite 2600, Montréal, Québec, H3A 3J6
514-841-9220, Fax: 514-841-1070

Toronto 50 Bay Street, 11th Floor, Toronto, Ontario, M5J 2X8
416-359-7900, Fax: 416-981-2769

Executive

Commissioner Gary B. Bettman
Deputy Commissioner William Daly
Chief Operating Officer John Collins
Senior Executive Vice President of Hockey Operations Colin Campbell

NHL – 2011-12

EASTERN CONFERENCE

Atlantic	Northeast	Southeast
New Jersey	Boston	Carolina
New York Islanders	Buffalo	Florida
New York Rangers	Montreal	Tampa Bay
Philadelphia	Ottawa	Washington
Pittsburgh	Toronto	Winnipeg

WESTERN CONFERENCE

Central	Northwest	Pacific
Chicago	Calgary	Anaheim
Columbus	Colorado	Dallas
Detroit	Edmonton	Los Angeles
Nashville	Minnesota	Phoenix
St. Louis	Vancouver	San Jose

PLAYOFF FORMAT

The National Hockey League's 30 clubs are aligned into two conferences, each consisting of three divisions (Eastern Conference: Atlantic, Northeast, Southeast; Western Conference: Central, Northwest, Pacific). The number of teams qualifying for the 2012 Stanley Cup Playoffs remains at 16.

First-round playoff berths will be awarded to the first-place team in each division, as well as to the next five-best teams (based on regular-season point totals in each conference). The three division winners in each conference will be seeded first through third (in order of points) and the next five-best teams (in order of points) will be seeded fourth through eighth. In each conference, the team seeded #1 will play the team seeded #8; #2 vs. #7; #3 vs. #6 and #4 vs. #5 in the Conference Quarterfinal round. Home-ice in the Conference Quarterfinals is granted to those teams seeded first through fourth in each conference.

In the Conference Semifinals and Conference Finals, teams will be re-seeded according to the same criteria as the Conference Quarterfinals (division leaders will be seeded first and granted home-ice advantage while the remaining teams will be seeded in order of regular-season points).

Home-ice advantage in the Stanley Cup series will be determined by points.

All series remain best-of-seven.

NHL – 2011-12 CRITICAL DATES

October

- 5 Opening Day Playing Rosters set (12 p.m. PT)
- 6 Opening Night – **94th** NHL Regular Season begins
- 26 A Celebration of Lester Patrick (St. Paul, MN)
Recipients: Mark Johnson, Bob Pulford, Tony Rossi, Jeff Sauer

November

- 12 Hockey Hall of Fame Game (Ottawa Senators at Toronto Maple Leafs)
- 13 Hockey Hall of Fame Legends Classic
- 14 Hockey Hall of Fame Induction Ceremony (Toronto, ON)
Inductees: Ed Belfour, Doug Gilmour, Mark Howe, Joe Nieuwendyk (Player Category)

December

- 12 U.S. Hockey Hall of Fame Induction Ceremony (Chicago, IL)
Inductees: Chris Chelios, Mike Emrick, Ed Snider, Gary Suter, Keith Tkachuk
- 19-27 Holiday Roster Freeze (from midnight, December 19, through midnight, December 27)
- 26 – Jan. 5 IIHF World U20 Championship (Edmonton & Calgary, AB)

January

- 2 2012 Bridgestone NHL Winter Classic – New York Rangers at Philadelphia Flyers
- 28 NHL Honda SuperSkills (Scotiabank Place, Ottawa, ON)
- 29 59th NHL All-Star Game (Scotiabank Place, Ottawa, ON)
- 29 AHL All-Star Skills Competition (Atlantic City, NJ)
- 30 AHL All-Star Classic (Atlantic City, NJ)

February

- 1 Hockey is for Everyone Month
- 27 Trade deadline (12:00 p.m. PT)

April

- 5-7 NCAA Frozen Four (St. Pete Times Forum, Tampa, FL)
- 7 Last day of 2011-12 regular season
- 11 Stanley Cup Playoffs begin

May

- 4-20 IIHF World Championship (Helsinki, FIN, Stockholm, SWE)
- 18-27 2012 CHL Memorial Cup (Centre Bionest, Shawinigan, QC)
- 28-June 2 2012 NHL Combine

June

- 15 Last possible day for 2012 Stanley Cup Final
- 20 2012 NHL Awards
- 22-23 NHL Entry Draft

NHL HOCKEY OPERATIONS

Order of Selection for 2012 Entry Draft

The NHL's annual Draft Drawing is a weighted lottery system to determine the order of selection for the first 14 picks of the 2012 Entry Draft.

The 14 teams that did not qualify for the Stanley Cup Playoffs, or clubs that acquired those clubs' 2012 first-round draft picks, participate in the Drawing.

The Club selected in the drawing may not move up more than four positions in the draft order, thus only the five Clubs with the fewest regular-season points have the opportunity to receive the first overall selection.

No Club can move down more than one position as a result of the Draft Drawing.

In the first round of the 2012 Entry Draft, the order of selection is as follows:

- The first 14 selections, as determined by the Draft Drawing (see above);
- Clubs eliminated in the first two rounds of the 2012 Stanley Cup Playoffs, regular-season division winners excluded, in inverse order of points;
- Regular-season division winning clubs eliminated in the first two rounds of the 2012 Stanley Cup Playoffs, in inverse order of points;
- Clubs eliminated in the 2012 Conference Finals, in inverse order of points;
- Stanley Cup Finalist
- Stanley Cup champion

In the second and subsequent rounds the order of selection is as follows:

- Non-playoff clubs in inverse order of points;
- Clubs eliminated in the first two rounds of the 2012 Stanley Cup Playoffs, regular-season division winners excluded, in inverse order of points;
- Regular-season division winning clubs eliminated in the first two rounds of the 2012 Stanley Cup Playoffs, in inverse order of points;
- Clubs eliminated in the 2012 Conference Finals, in inverse order of points;
- Stanley Cup Finalist
- Stanley Cup champion

Eligibility for Claim

- All Players age 18 or older are eligible for claim in the Entry Draft, except:
 - a Player on the Reserve List of a Club, other than as a try-out;
 - a Player who has been claimed in two prior Entry Drafts;
 - a Player who previously played in the League and became a Free Agent pursuant to this Agreement;
 - a Player age 21 or older who: (A) has not been selected in a previous Entry Draft and (B) played hockey for at least one season in North America when he was age 18, 19, or 20 and shall be eligible to enter the League as an Unrestricted Free Agent pursuant to Article 10.1(d); and 18
 - a Player age 22 or older who has not been selected in a previous Entry Draft and shall be eligible to enter the League as an Unrestricted Free Agent pursuant to Article 10.1(d).

Unsigned Draft Choices

a) A player aged 18 or 19 who was selected in the first three rounds of the Entry Draft and who was not signed by his NHL Club may not be retained by the Club and must be returned to his junior Club no later than the day prior to the opening of the NHL regular season.

b) A player aged 18 or 19 who was selected in the fourth or subsequent rounds who has not been signed by his NHL Club may not be retained by his Club and must be returned to his junior Club no later than the fourth day prior to the opening of the NHL regular season.

Entry Level Players

1. Players 18 through 21 years of age when signing their first contract must remain in the entry-level system for a period of three years; players age 22 and 23 when signing their first contract are in the entry level system for two years; while those age 24 when signing their first contract are in the entry level system for one year. Age is defined as the player's age on September 15 of the calendar year in which he signs the contract, regardless of his actual age on the date he signs such contract.

2. In the event that a signed 18 or 19-year-old player does not play a minimum of 10 NHL games (regular season and/or playoffs) in his first season under contract, the term of his player contract and his number of years in the entry level system will be extended for a period of one year. The exception to this is a 19-year-old player who turns 20 years of age between September 16 and December 31 in his first contract year.

3. In the event that a player signs his first contract at age 18 and has had his Player Contract extended for one season already, and such player does not play at least 10 NHL games (regular season and/or playoffs) in the second season under that player's Player Contract, then the term of his Player Contract and his number of years in the Entry Level System shall be extended for one additional year.

23-Man Roster

There may be a maximum of 23 players on each Club's playing roster at any one time from the commencement of the NHL regular season through the trade deadline. Prior to the start of the season, each Club must submit to the NHL its "Opening Day Playing Roster" which shall be comprised of not more than 23 players. Each Club must have a roster of at least 20 players, composed of 18 skaters and two goaltenders. Players on Injured Reserve do not count in the 23-Man Roster limit.

Injured Reserve List

In the event that a player is injured and a Club wishes to place him on the Injured Reserve List, the Club must follow these procedures.

- A Club may place a player on the injured reserve list if such player is injured, disabled or ill and unable to perform his duties as a hockey player after having passed the Club's initial physical examination in that season.
- A player who has an injury that renders him physically unable to play for a minimum of seven days after that date of the injury can be placed on the Club's Injured Reserve List. Once a player is placed on the injured reserve, the Club may replace said player on its NHL roster with another player. All determinations that a player has suffered an injury warranting injured reserve status must be made by the Club's medical staff and in accordance with the Club's medical standards.
- A player placed on Injured Reserve is ineligible to compete in NHL games for a period of not less than seven days from the date of injury.
- Players on Injured Reserve may attend Club meetings and meals, travel with the Club and participate in practice sessions.
- Players on Injured Reserve are prohibited from appearing in games, participating in pre-game warm-ups with their Clubs, or dressing in game uniforms on game days.

Regular Season Waivers

For purposes of Regular Waivers and Re-Entry Waivers, the five (5) year exemption for an 18 year old skater and the four (4) year exemption for a 19 year old skater shall both be reduced to three (3) years commencing the first season that the 18 or 19 year old skater plays in eleven (11) NHL Games or more. The next two (2) seasons, regardless of whether the skater plays any NHL Games in either season, shall count as the second and third years toward satisfying the exemption. For purposes of Regular Waivers and Re-Entry Waivers, the six (6) year exemption for an 18 year old goalie and the five (5) year exemption for a 19 year old goalie shall both be reduced to four (4) years commencing the first season that the 18 or 19 year old goalie plays in eleven (11) NHL Games or more. The next three (3) seasons, regardless of whether the goalie plays any NHL Games in any of those three (3) seasons, shall count as the next three (3) years toward satisfying the exemption.

The first season in which a Player who is age 20 or older plays in one (1) or more Professional Games shall constitute the first year for calculating the number of years he is exempt from Regular Waivers and Re-Entry Waivers.

A Player 25 years old or older who plays in one (1) or more Professional Games in any season shall be exempt from Regular Waivers and Re-Entry Waivers for the remainder of that season.

Tie-Breaking Procedures (NHL By-Law 27.3)

At the conclusion of the regular season, the standing of the teams in each Conference shall be determined in accordance with the following priorities in the order listed:

- First place in each of the three (3) divisions seeded 1, 2, and 3.
- The higher number of points earned by the Club.
- The greater number of games won by the Club (excluding games won in the Shootout).
- The higher number of points earned in games against each other among two (2) or more Clubs having equal standing under priority (b) and (c) **
- The greater differential between goals scored for and against by Clubs having equal standing under priority (d).

NHL 2011-12 ON-ICE OFFICIALS

REFEREES

NAME	No.
AUGER, Stephane	15
*BANFIELD, David	44
*BURCHELL, Darcy	42
*CHARRON, Frances	46
DEVORSKI, Paul	10
DWYER, Gord	19
FURLATT, Eric	27
HASENFRATZ, Mike	2
HEBERT, Ghislain	22
*HEBERT, Jean	43
JACKSON, Dave	8
JOANNETTE, Marc	25
KIMMERLY, Greg	18
KOWAL, Tom	32
KOZARI, Steve	40
L'ECUYER, Frederick	17
LARUE, Dennis	14
LEE, Chris	28
LEGGO, Mike	3
*LEMELIN, Mark	41
MARTELL, Rob	26
MCCAULEY, Wes	4
MEIER, Brad	34
MORTON, Dean	36
O'HALLORAN, Dan	13
O'ROURKE, Dan	9
PEEL, Tim	20
POCHMARA, Brian	16
POLLOCK, Kevin	33
REHMAN, Kyle	37
ROONEY, Chris	5
*SKILLITER, Graham	48
ST. LAURENT, Francois	38
ST. PIERRE, Justin	12
SUTHERLAND, Kelly	11
VAN MASSENHOVEN, Don	21
*VINNERBORG, Marcus	45
WALKOM, Stephen	24
WALSH, Ian	29
WATSON, Brad	23

* minor league official

LINESMEN



NAME	No.
AMELL, Derek	75
BARTON, Steve	59
BRISEBOIS, David	96
CAMERON, Lonnie	74
CHAMPOUX, Pierre	67
CHERREY, Scott	50
CORMIER, Michel	76
CVIK, Mike	88
DEVORSKI, Greg	54
DRISCOLL, Scott	68
GALLOWAY, Ryan	82
GIBBS, Darren	66
HENDERSON, Don	91
HEYER, Shane	55
KOVACHIK, Brad	71
LAZAROWICH, Brad	86
MACH, Brian	78
*MacPHERSON, Matt	83
McELMAN, Andy	90
MILLER, Steve	89
MORIN, Jean	97
MURPHY, Brian	93
MURRAY, Jonny	95
NANSEN, Derek	70
NELSON, Thor	80
NOWAK, Tim	77
PANCICH, Bryan	94
RACICOT, Pierre	65
RODY, Vaughan	73
SCHACHTE, Dan	47
SERICOLO, Anthony	84
SHARRERS, Jay	57
SHEWCHYK, Mark	92
WHELER, Mark	56

Log on to the Headquarters for PRIDE=PASSION=POWER

- Current and Breaking LA Kings News
- Game Highlights and Kings Vision Original Content
- Ticket Promotions and Events



Find us on
facebook
twitter



1.888.KINGS.LA

PRIDE=PASSION=POWER

LAKINGS.COM



HOW TO FIGURE

Assist: An assist is awarded to the player or players (maximum of two) who touched the puck prior to the goal, provided no defender plays or possesses the puck in between.

Game Played: A player receives credit for playing in a game if: i) he steps on the ice during time played or; ii) serves any penalty.

Game-Winning Goal: After the final score has been determined, the goal which leaves the winning Club one goal ahead of its opponent is the game-winning goal (example: if Team A beats Team B 8-3, the player scoring the fourth goal for Team A receives credit for the game-winning goal).

Goal: A goal is awarded to the last player on the scoring Club to touch the puck prior to the puck entering the net.

Goals-Against Average: Multiply goals allowed (GA) by 60 and divide by minutes played (MINS).

Goaltender: A goaltender receives a "W" for a win in regulation, overtime or shootout; an "L" for a loss in regulation; or an "OT" for a loss in overtime or shootout.

Penalty-Killing Pct.: Subtract total number of power-play goals allowed from total number of shorthanded situations to get total number of power-plays killed. Divide the total number of power-plays killed by the total number of shorthanded situations.

Plus-Minus: A player receives a "plus" if he is on the ice when his Club scores an even-strength or shorthand goal. He receives a "minus" if he is on the ice for an even-strength or shorthand goal scored by the opposing Club. The difference in these numbers is considered the player's plus-minus statistic.

Power-Play Goal: A goal scored by a Club while it has a manpower advantage due to an opponent's penalty. Following are some examples of what is and is not considered a power-play goal:

- if a Club has an advantage on a minor penalty starting at 2:02 of the period and it scores at 4:02, the goal is not a power-play goal.
- if a Club scores on a delayed penalty, the goal is not a power-play goal.
- if a Club has an advantage due to a five-minute major or match penalty, that Club is always credited with having one more advantage than the number of power-play goals it scores during that advantage, because the penalty does not expire. A new advantage begins after each power-play goal. For example, if Team A scores three goals during a major penalty, it is credited with four advantages.
- if a Club is on a power-play for any length of time, it is considered to have had an advantage.
- if a minor penalty is incurred by a Club on a power-play due to a major penalty, a new advantage is given to that Club when its minor penalty expires, provided the opponent's major penalty is still in effect.

Power-Play Percentage: Total number of power-play goals divided by total number of power-play opportunities.

Save Percentage: Subtract goals allowed (GA) from shots against (SA) to determine saves. Then divide saves by shots-against.

Shooting Percentage: Divide the number of goals scored by the number of shots taken.

Shorthand Goal: A goal scored by a Club while it is at a manpower disadvantage. The same cases apply for shorthand as for power-play goals, but in the opposite manner.

Shot on Goal: If a player shoots the puck with the intention of scoring and if that shot would have gone in the net had the goaltender not stopped it, the shot is recorded as a "shot on goal".

Shutout: If two goaltenders combine for a shutout, neither receives credit for the shutout. Instead it is recorded as a Club shutout.

Tenths of a Second: If a penalty or goal occurs in the last minute, the time is rounded off to the previous second (ex: if a penalty is called with 12.4 seconds left in a period, the time is indicated as 19:47 and not 19:48.)

Coaches Record: A coach receives a "W" for a win in regulation, overtime or shootout; an "L" for a loss in regulation; or an "OT" for a loss in overtime or shootout.

****NOTE:** No individual skater/goaltender statistics apply for the shootout.

AEG



Bailey at a summer Blood and Pucks Drive at CHLA.

STAPLES CENTER

STAPLES Center, back-to-back recipients of the prestigious Pollstar-CIC **Arena of the Year** award, has a reputation for excellence unrivaled worldwide while clearly establishing itself as the Sports and Entertainment Center of the World.

Beginning with Bruce Springsteen and the E Street Band's opening night concert on October 17, 1999, over 38 million guests have come to the AEG-owned and operated STAPLES Center to attend a schedule of prestigious concerts, sporting events, family shows and other major attractions unmatched by any arena.



As the home of four professional sports franchises — the NBA's Los Angeles Lakers and Los Angeles Clippers, the NHL's Los Angeles Kings, and the WNBA's Los Angeles Sparks — STAPLES Center has proven to be a home court advantage for the local teams. The Lakers, who in June 2010, captured their fifth NBA Championship since moving to STAPLES Center (the 16th in franchise history), also capped-off each of their first three seasons in the arena by also winning NBA Championships, while the Sparks captured back-to-back WNBA Championships in their first two STAPLES Center campaigns. The Kings and Clippers also set franchise records for attendance and sellouts since moving into their 'new home.'

STAPLES Center continues to distinguish itself as the host of major, high-profile events of national and international distinction including the 2004 & 2011 NBA All-Star Game, the 2002 NHL All-Star Game, 2002 U.S. Figure Skating Championships, the 2000 Democratic National Convention, 2009 ISU World Figure Skating Championships, eleven GRAMMY Award shows, nine X Games competitions, three WTA Tour Championships, ten Pac 10 Men's Basketball Championship tournaments and the Michael Jackson Public Memorial Service on July 7, 2009.

STAPLES Center's first twelve years have also been marked with performances and special events that brought international stature to Los Angeles' sports & entertainment icon including concerts starring Prince, U2, Garth Brooks, Usher, Paul McCartney, Don Henley, Bon Jovi, Madonna, Christina Aguilera, Justin Timberlake, Phil Collins, the Rolling Stones, Taylor Swift, Dave Matthews Band, Britney Spears, Rod Stewart, Eric Clapton, Janet Jackson, Jay-Z, Simon & Garfunkel, Van Halen, Dixie Chicks, John Mayer, Shania Twain, Peter Dinklage, Ricky Martin, Tina Turner, Kanye West, Jonas Brothers, Luis Miguel, Billy Joel, Lionel Richie, Reba McEntire, Crosby, Stills, Nash & Young, Faith Hill & Tim McGraw, Kenny Chesney, Rod Stewart, Tool, Shakira, Depeche Mode, Cher, Bette Midler, Lady Gaga, Keith Urban, Mariah Carey, Eurythmics, Googosh, The Police, Beyonce, Mana, Marco Antonio Solis, and a New Year's Eve spectacular starring The Eagles, Jackson Browne and Linda Ronstadt; world championship boxing including Lennox Lewis vs. Vitali Klitschko for the World Heavyweight Championship, "Sugar" Shane Mosley vs. Oscar De La Hoya and Roy Jones, Jr. vs. Julio Gonzalez, and the first-ever Latin Grammy Awards. In addition, the arena hosted multiple sold-out WWE dates, Michael Flatley's Feet of Flames, Champions on Ice, UFC 39, Ringling Bros. & Barnum and Bailey Circus, Disney on Ice, Walking with Dinosaurs and the Harlem Globetrotters.




Through the activities of STAPLES Center Foundation, the people of Los Angeles have also been touched in a different way. Dedicated to improving the quality of life for the youth in the greater Los Angeles area through grants and educational and recreational programming, the Foundation has placed a special emphasis on contributing to low income neighborhoods surrounding the arena.

More than \$10 million has already been pledged to community organizations by STAPLES Center Foundation including \$1 million grants to Inner-City Arts (a public private partnership non-profit organization that provides much needed arts education for downtown elementary and middle school students) and the Walt Disney Concert Hall, home to the Los Angeles Philharmonic along with a recent \$750,000 commitment to A Better LA, an organization founded by Pete Carroll and dedicated to supporting local communities in their goal to reduce gang violence by empowering change in South Los Angeles.

STAPLES Center has also "adopted" Tenth Street Elementary School located in the heart of the Pico-Union section of downtown Los Angeles. Together, the staffs of the arena and the school have developed a groundbreaking public-private educational partnership benefiting the school in the form of scholarships, teacher / student incentivizing and an in-school volunteer program in which STAPLES Center's executives regularly participate.

STAPLES Center has been designed with the fans of Los Angeles in mind. Guests who attend events are treated to the finest entertainment experience imaginable. The arena has over 1,000 Panasonic flat panel televisions and (as part of a specially designed \$1.5 million facility sound system) 675 separate speakers outside of the seating area, so fans never miss any of the sights or sounds of a STAPLES Center event. Also

featured is a \$2 million specialty lighting package and other state-of-the-art industry amenities. In 2010, STAPLES Center unveiled their brand new \$10 million center-hung video LIVE 4HD Scoreboard specially designed for the venue by Panasonic.



Along STAPLES Center's five concourses are 23 refreshment stands offering a variety of dining choices including the City View Grill, a one-of-a-kind outdoor dining experience with a spectacular view of L.A. LIVE and of the downtown Los Angeles skyline. The TEAM LA Store located on the main concourse is a retail store featuring official merchandise from the teams and events that call STAPLES Center home. Finally, the arena provides 55 public restrooms including three "family" restrooms.

Perhaps the greatest emphasis throughout STAPLES Center's development has been the recruitment and training of its guest services staff. The STAPLES Center experience is second-to-none from the entertainment environment to the staff's commitment to making every guest's visit a memorable one. Never before has an arena had the amenities, features and commitment to quality service that STAPLES Center offers to the fans and the City of Los Angeles. STAPLES Center continues to set new standards for the arena industry.

The 2011-12 season will mark the second full season that L.A. LIVE will be completely open and operating directly across the street from STAPLES Center. L.A. LIVE is a 4-million square foot / \$2.5 billion downtown Los Angeles sports, residential and entertainment district. The development features, a 54-story, 1001-room convention "headquarters" hotel (combining JW Marriott and The Ritz Carlton brands and 224 luxury condominiums – The Ritz Carlton Residences at L.A.), the 14-screen Regal Cinemas L.A. LIVE Stadium 14 theatre, along with "broadcast" facilities for ESPN, Nokia Theatre L.A. LIVE, a world-class 7,100-seat venue for live performances and Club Nokia, a 2,300 seat music venue.



Developed by AEG, L.A. LIVE is considered to be the nation's most active and in-demand live content, event and hospitality location featuring 260,480 square feet of conference center and ballroom facilities, world-class restaurants including the ESPN Zone, The Farm of Beverly Hills, Flemings Steak House and Wine Bar, Katsuya, Lawry's Carvery, New Zealand Natural Ice Cream, Rock 'N Fish, Rosa Mexican, Starbucks, Trader Vic's, Yard House, Wolfgang Puck Bar and Grill, BOCA at the Conga Room, L.A. Market, WP24 and others, a 100,000 sq special events deck, the famous Lucky Strike Lanes and Lounge, the celebrity owned Conga Room, a one-of-a-kind GRAMMY Museum, saluting the history of music and the genre's best know awards show all centered around Nokia Plaza L.A. LIVE, a 40,000 square feet outdoor event space.

AEG

STAPLES CENTER – VITAL STATISTICS



1111 South Figueroa
(corner of Figueroa and
and Chick Hearn Court)
(213) 742-7100

Fax: (213) 742-7297
TDD/TTY: (213) 742-7TTY (742-7889)
Box office: (213) 742-7340
TEAM LA store: (213) 742-7852 (open daily)
Event Hotline: (877) 305-1111
www.staplescenter.com

Seating

18,997 for Los Angeles Lakers
19,060 for Los Angeles Clippers
18,118 for Los Angeles Kings
12,947 for Los Angeles Sparks
20,000 for Concerts
20,000 for Boxing
160 Luxury Suites
18 Event Suites (available on an event by event basis)
2,500 Premier Seats
2/3 of arena seating is in the lower level

Attendance & Event Facts

Hosted over 3,000 events since October 17, 1999
Over 38 Million Fans have visited STAPLES Center

Fan Conveniences

5 concourses: two public, three private
23 refreshment stands
55 restrooms
LIVE 4HD Scoreboard designed exclusively for STAPLES Center by Panasonic, one of the arena's Founding Partners and an acknowledged worldwide leader in digital video systems, the one-of-a-kind comprehensive 8-screen arena scoreboard includes what is believed to be one of the largest indoor center-hung High Definition scoreboard video screen installation in the world.
10 elevators
11 escalators

Wells Fargo Banking Service Center (located on west side of the Main Concourse)
TEAM LA store featuring official merchandise of the Los Angeles Lakers, Kings, Clippers, Sparks, special events and STAPLES Center.

1,000 Panasonic flat screen televisions
City View Grill (Patio dining located at north end of Upper Concourse)
3,300 parking spaces owned or operated by STAPLES Center within four blocks of the arena (less than an eight minute walk)
Budweiser Lounge (located on the Main Concourse)
San Manuel Club (located on Suite Level A, Exclusive to Suite Ticket and Premier Seat Holders)
Lexus Club (located on Suite Level A, By Private Membership Only)
Hyde Lounge (located on Suite Level C, Private Club)

Event Facilities

15,000 square foot marshalling area
Access for six television production trucks
12 dressing/locker rooms
Team-exclusive locker rooms for the Los Angeles Kings, Los Angeles Lakers, Los Angeles Clippers & Los Angeles Sparks
Three complete television control rooms – including HD broadcast capabilities

Building Dimensions

Over one million square feet
10-acre site
764 feet from office prow to rear of arena
502 feet from end to end of super truss
150 feet from event floor to highest point of roof

State-of-the-Art Technology

1,000 Panasonic flat screen televisions
LIVE 4HD Scoreboard by Panasonic with eight HD Screens and is believed to be one of the largest arena center-hung scoreboards in the world.
Fully digital television production control room
\$2 million specialty lighting package
JBL Harmon facility sound system
(newly updated and installed for 2011-12)
34 fixed broadcast camera positions
DIRECTV provides programming throughout arena
79 media patch panels
148,000 feet of fiber optic cable

Total Cost

\$407 million

Fastest Changeover

Hockey to Basketball: 1 hour, 50 minutes
STAPLES Center has completed 100 doubleheaders in its first twelve seasons

Press Areas

Chick Hearn Press Room
Bob Miller Press Box
Nick Nickson Broadcast Center

Construction Figures

2,500 tons of structural steel
19 ½ million pounds of rebar
73,000 cubic yards of concrete
2,950 pre-cast concrete pieces
14 miles of telephone/data cable
2,865,000 square feet of drywall
3,800,000 feet of broadcast production cable
32,500 square yards of carpeting
81,000 square feet of Terrazzo tile

Project

AEG and L.A. Arena Company – owner/developer
PCJ Construction – general contractor
NBBJ Sports and Entertainment – architects

Arena Highlights

Over 2,400 events from October 17, 1999 through October 17, 2011
Over 34 million guests have entered through STAPLES Center's turnstiles in eleven seasons
STAPLES Center named "Best New Major Concert Venue" – Jan. 2000
STAPLES Center named "Arena of the Year" – Jan. 31, 2001
STAPLES Center named "Arena of the Year" in 2001 & 2002

Key Dates

Staples Inc., becomes "Naming Rights Partner":
December 1, 1997
Groundbreaking: March 26, 1998
First Public Event: October 17, 1999 – Bruce Springsteen and the E Street Band
First Hockey Game: October 20, 1999 – Los Angeles Kings vs. Boston Bruins

Arena Highlighted Events

First Regular Season NBA Basketball Games:
November 2, 1999 – Los Angeles Clippers vs. Seattle Supersonics
November 3, 1999 – Los Angeles Lakers vs. Vancouver Grizzlies
GRAMMY Awards (11 Total) – Feb. 23, 2000, Feb. 21, 2001, Feb. 27, 2002, Feb. 8, 2004, Feb. 13, 2005, Feb. 8, 2006, Feb. 11, 2007, Feb. 10, 2008, February 8, 2009, January 31, 2010, February 13, 2011
Los Angeles Lakers have won two of their five NBA Championship at home – June 19, 2000 and June 17, 2010
2000 Democratic National Convention – August 14-17, 2000
First Ever Latin Grammy Awards – September 1, 2000
First Regular Season WNBA Basketball Game: June 5, 2001
– Los Angeles Sparks vs. Cleveland Rockers
Los Angeles Sparks win WNBA Championship – September 1, 2001
2002 U.S. Figure Skating Championships – January 6-13, 2002
52nd NHL All-Star Weekend – February 1-2, 2002
Pac-10 Basketball Tournament (10 Total) – March 7-9, 2002, March 13-15, 2003, March 11-13, 2004, March 10-12, 2005, March 8-11, 2006, March 7-10, 2007, March 12-18, 2008, March 11-14, 2009, March 10-13, 2010, March 9-12, 2011
ESPN X Games (9 Total) – August 14-17, 2003, August 5-8, 2004, August 4-7, 2005, August 3-4, 2006, August 2-3, 2007, July 31–August 1, 2008, July 30-31, 2009, July 29–August 1, 2010, July 28-31, 2011
NBA All-Star Game (2 Total) – February 15, 2004 & February 20, 2011
Garth Brooks in Concert – Five Benefit Concerts in Two Days, January 25-26, 2008
Shane Mosley vs. Antonio Margarito – WBA Welterweight Championship, January 24, 2009
ISU World Figure Skating Championships – March 24-29, 2009
Michael Jackson Public Memorial Service – July 7, 2009
Lakers receive 2010 NBA Championship Rings – October 26, 2010
NBA All-Star Game – February 20, 2011

Arena Founding Partners

Staples, Inc. – Lifetime of the Arena Naming Rights Deal

Arena Founding Partners

American Express
Anheuser-Busch
Coca-Cola
Delta Airlines
McDonald's
Panasonic
San Manuel Casino
The Home Depot
Toyota
Wells Fargo

STAPLES CENTER FOUNDATION



STAPLES Center Foundation has established a number of partnerships in the Los Angeles community to assist charities in raising funds and awareness for their organizations with a special emphasis on the low-income neighborhoods surrounding the arena. The Foundation has donated more than \$10 million in financial and in-kind support to many community-based organizations, including major partnerships with the following programs:

- **Eisner Pediatric & Family Medical Center** – This quality-focused, non-profit community health center is dedicated to improving the physical, social and emotional well-being of people in the communities of downtown Los Angeles, regardless of income. Eighty-Five percent of EPFMC's patients are below 100% of the poverty level, translating to income of less than \$1,371 per month for a family of four. STAPLES Center Foundation has pledged \$250,000 to fund the Center.
- **10th Street Elementary** – Located in Pico Union and officially adopted by the STAPLES Center Foundation, this elementary school serves 1,700 students from first to fifth grade. Just walking distance from the arena, STAPLES Center proudly hosts the students' 5th grade culmination ceremony each year. Every week, staff members from the STAPLES Center read with a group of students as part of the Power Lunch program and the Foundation recently provided college scholarships to some of the students who were among the first to graduate in the arena. In 2010 STAPLES Center Foundation was honored with the Pillar Partnership Spotlight Award from the Los Angeles Chamber of Commerce for its work with the Tenth Street Elementary School.
- **The Grammy Museum** – This interactive museum inspires its visitors to learn about musical genres and history through interactive touch-screens, videos, and recording booths. The Grammy Museum features a collection of historical music artifacts including hand-written lyrics, records, and audio/video recordings. STAPLES Center Foundation has pledged \$500,000 to support The Grammy Museum's educational programs.

COMMUNITY PROGRAMS

The Community Grant Program assists established programs that enhance recreational and educational opportunities for youth in the Los Angeles area. Special emphasis is given to those organizations located within a three-mile radius of the arena. Current recipients include: Everybody Wins LA, Malaria No More; The Jimmy V Foundation for Cancer Research and the Silverlake Conservatory of Music.

The Community Partnership Program provides funding for civic and cultural events and also assumes the costs of charity events held within the arena. Current partners include: City Scholars Foundation, The Posse Foundation and the Salvation Army Red Shield Center.

EMPLOYEE ENGAGEMENT

STAPLES Center Foundation arranges volunteer opportunities for arena employees, facilitating quite a few occasions to bring the staff together to support the local community. During the 2010-11 season nearly 100 employees helped serve meals at area homeless shelters. Recently employees volunteered their time to build a playground at the Frederick Douglas Elementary School as part of the activities surrounding the NBA All-Star game.



STAR PLAZA AT STAPLES CENTER

STAPLES Center is the home to many of the greatest sports and entertainment events in the country. Fans and supporters have the opportunity to honor, memorialize and thank family members and friends on a personalized "star" that is prominently displayed at the Star Plaza entrance of the arena at Figueroa and 11th Street. All funds from the sale of the stars directly benefit STAPLES Center Foundation. For more information, please call 213.742.7166.



ICE SKATE AT
THE SOUTH BAY'S

Book your
child's next
birthday party
with us!

COOLEST family fun center!

- Public Sessions Daily
(with rental skates for all ages
and sizes)
- Learn to Skate/Play Hockey
- Youth & Adult Hockey Leagues
- Figure Skating
- Birthday Parties
- Camps & Special Events



TOYOTA
SPORTS CENTER

555 N. Nash Street, El Segundo, CA 90245 • 310.535.4400

For special web coupon offers, skate to the 'net...
www.ToyotaSportsCenter.com



SKATE WHERE YOUR LOS ANGELES KINGS PRACTICE!

KINGS 
Ice CREW PRESENTED BY:

ROCCO'S
OLD SCHOOL
PRODUCTS

GIVE YOUR EVENT THE ROYAL TREATMENT!



Want to have the Kings Ice Crew make a special appearance at your event? Birthday Parties, Charity Events, Corporate Events, Schools, In-Seat or In-Suite visits during games...pretty much any event you can think of, the Ice Crew can be there to help make it great! Appearances are booked on a first-come, first-served basis. For pricing, booking, and more information, contact 213-763-7927 or log on to:

WWW.LAKINGS.COM/ICECREWAPPEARANCES

MANCHESTER MONARCHS (AMERICAN HOCKEY LEAGUE)



Home Arena: Verizon Wireless Arena
555 Elm Street
Manchester, NH 03101
Press Box Phone: (603) 626-4625
Press Box Location: Second Suite Level (next to Suite #27)
2010-11 Record: 44-26-4-6, 98 Points
Division: 2nd/Atlantic Division
Conference: 4th/Eastern Conference
Team Colors: Purple, Gold, Silver, Black, White
Radio Flagship: WGAM 1250/900 AM
Website: www.manchestermonarchs.com

General Manager Ron Hextall
President/Governor Darren Abbott
Alternate Governor Luc Robitaille
Director of Hockey Operations Hubie McDonough
Head Coach Mark Morris
Assistant Coach Scott Pellerin
Athletic Trainer/Strength and Conditioning Coach Michael Muir
Equipment Manager Mike Holden
Assistant Equipment Manager Trevor Simpson
Coaches Video Coordinator Matt Lane
Vice President, Public Affairs Kim Mueller
Broadcaster Ken Cail



HUBIE McDONOUGH Director of Hockey Operations

Hubie McDonough, a native of Manchester, New Hampshire, is in his 11th year as the Director of Hockey Operations for the Manchester Monarchs. His responsibilities include overseeing all player movement between Manchester and their respective affiliates in Los Angeles, California, and Ontario, California, player immigration and team services.

McDonough, 48, served as the Director of Hockey Operations for the International Hockey League's Orlando Solar Bears before his appointment with the Monarchs in 2001. He helped guide the Solar Bears to the 2001 Turner Cup. Prior to that post, he served as an Assistant Coach for the Solar Bears during the 1999-00 season.

One of the most prolific goal scorers in small college ice hockey history while attending nearby St. Anselm College, McDonough captured the small college Hobey Baker Memorial Award in 1985. At Manchester Memorial High School, McDonough played for his father, Hubie Jr., before moving on to play at New Hampton Prep. McDonough also remains St. Anselm College's all time leading scorer.

Signed by the Los Angeles Kings as a free agent in 1988, McDonough enjoyed a 13-year pro career that spanned 955 games, including 195 NHL contests with the Kings, the New York Islanders and the San Jose Sharks. He was named to the All-IHL Second Team twice (1992-93 and 1994-95) and played in two IHL All-Star Games (1994 and 1995). McDonough was selected as the Most Valuable Player in the 1995 IHL All-Star Game.

McDonough enjoyed nearly four seasons as a player in Orlando and was one of the team's most consistent performers. With him at center, the Solar Bears twice advanced to the Turner Cup finals (1996 and 1999), and they appeared in the IHL postseason during all four of his seasons there.

Hubie and his wife, Amy, reside in Bedford, New Hampshire, with their four children, Hayley, Ryan, Luke and Jack.



MARK MORRIS Head Coach

Mark Morris, 53, has been the bench boss for the Manchester Monarchs for five seasons and now holds the title for the winningest coach in team history with 214 regular season and 21 playoff victories. During his tenure, he completed his first season as the head coach of the Monarchs by tying a franchise record for the most wins (51) and points (110) in team history. He and his staff have led the team to the club's most successful post-seasons to date, the Eastern Conference Finals of the 2007 and 2010 Calder Cup Playoffs. As he enters his sixth season as Head Coach of the Monarchs, Morris also holds the title as the longest coach in team history. In 2010, Morris along with his Assistant Coach, Scott Pellerin, was selected to coach the AHL Planet/USA All-Stars held in Portland, Maine.

While in Manchester, Morris has assisted in advancing the NHL careers of current Los Angeles Kings: David Drewiske, Jonathan Bernier, Trevor Lewis, Alec Martinez, Scott Parse, Jonathan Quick and Kevin Westgarth. Other current NHLers who have honed their skills as Monarchs during Morris' tenure include: Matt Moulson (New York Islanders), Tim Jackman (Calgary Flames), Jason LaBarbera (Phoenix Coyotes), Brian Boyle (New York Rangers) and Teddy Purcell (Tampa Bay Lightning).

Prior to being named Head Coach of the Monarchs, Morris began his professional hockey coaching career when he served as the Special Assistant Coach/Interim Strength and Conditioning Coach for the Vancouver Canucks from February 2003 to April 2003 under former NHL Coach Marc Crawford. Morris moved on to be the Interim Assistant Coach for the Saginaw Spirit Hockey Club of the Ontario Hockey League from November 2003 to March 2004.

The majority of Morris' coaching career has been with the Clarkson University Golden Knights. He led the Golden Knights to 10 consecutive 20-plus win seasons during his 14 year reign as the head coach. Hired by Clarkson in 1988, Morris compiled an overall record of 306-156-42 in 504 regular season games and a playoff record of 39-19-1. His teams appeared in 14 Eastern Collegiate Athletic Conference tournaments, five ECAC League championships, three ECAC tournament championships, nine NCAA tournament appearances, one Frozen Four appearance, three Quarterfinal appearances and five First Round appearances. He is the winningest coach in the history of Clarkson University. His teams won eight ECAC titles in his 14 seasons as head coach. Morris received the ECAC Coach of the Year Award in 1991 and 2001. Twice he was a finalist for the prestigious Spenser Penrose Award, an honor bestowed upon the nation's top collegiate hockey coach. In 1999, his team won the first ever Humanitarian Award for their part in assisting their community with the devastating ice storm which hit the Northeast that winter. During the 2010-11 season, Morris was named as a committee member to select the Top 50 ECAC Players of All-Time, consisting of several noteworthy personalities who made their mark in hockey collegiately and professionally.

Preceding his 14-year reign at Clarkson University, Morris served as the Men's Varsity Hockey Assistant Coach for the St. Lawrence University Saints for three seasons, 1985-88. The team made two ECAC playoff appearances, two NCAA playoff appearances and lost a double-overtime thriller to Lake Superior State University in the Frozen Four finals in 1988 at Lake Placid.

Morris and his wife Cecily reside in Massena, New York and Manchester, New Hampshire. They are proud parents of four children, Michael, Emily, Leah and Kevin.



SCOTT PELLERIN Assistant Coach

Scott Pellerin, 41, is in his sixth season as the Assistant Coach for the Manchester Monarchs. He assisted Head Coach Mark Morris in tying a franchise record for the most wins (51) and points (110) in Monarchs history during the 2006-07 season. Pellerin also assisted in leading the team to the club's most successful post-seasons to date, the Eastern Conference Finals of the 2007 and 2010 Calder Cup Playoffs. The Monarchs 235 regular and postseason victories under Morris and Pellerin's direction are the most wins by a single coaching tandem in franchise history. He is a veteran of 840 NHL and AHL games during his 13-year playing career from 1992-2004. He collected 72 goals, 126 assists and 198 points in 536 NHL games with the New Jersey Devils, the St. Louis Blues, the Minnesota Wild, the Carolina Hurricanes, the Boston Bruins, the Dallas Stars and the Phoenix Coyotes.

As a 1992 graduate of the University of Maine, Pellerin was Co-Rookie of the Year in 1988, an All-American, Player of the Year in 1992, Most Valuable Player for the Hockey East Tournament in 1992 and the 1992 Hobey Baker winner. He was the Devils' third round draft pick (47th overall) in the 1989 NHL Entry Draft and signed his first professional contract with New Jersey in 1992.

The native of Shediac, New Brunswick, represented Canada in the Goodwill Games in Seattle, Washington, and also won a gold medal with Team Canada at the World Junior Championships in Finland in 1990. He was a member of the 1995 Calder Cup winning Albany River Rats and the AHL's 1995-96 regular season champions, again as a member of the River Rats. Pellerin accumulated 120 goals, 184 assists, 304 points and 429 penalty minutes in 328 career games in the AHL as a member of the Utica Devils, the Worcester IceCats, the Portland Pirates and the River Rats.

In the community, Pellerin was voted as one of the top 100 good guys by "The Sporting News" for his charitable work with Pelly's Pets on the Blues' web site in conjunction with the local animal shelters.

Pellerin and his wife Jennifer reside in Windham, New Hampshire, with their three children, Jordan, Jacob and Julia.

MANCHESTER MONARCHS 2011-12 SCHEDULE

October

1	Oct. 7	vs. Springfield
2	Oct. 8	vs. St. John's
3	Oct. 14	@ Providence
4	Oct. 15	@ Portland
5	Oct. 16	@ Springfield
6	Oct. 19	@ Portland
7	Oct. 21	@ Connecticut
8	Oct. 22	@ Worcester
9	Oct. 26	vs. Springfield
10	Oct. 28	@ Portland
11	Oct. 29	vs. Wilkes-Barre

November

12	Nov. 4	@ Providence
13	Nov. 5	vs. Providence
14	Nov. 6	vs. Portland
15	Nov. 9	vs. Portland
16	Nov. 11	@ Providence
17	Nov. 12	@ Worcester
18	Nov. 18	vs. Worcester
19	Nov. 19	vs. Wilkes-Barre
20	Nov. 23	vs. Worcester
21	Nov. 26	vs. Bridgeport
22	Nov. 27	@ Bridgeport

December

23	Dec. 2	@ Binghamton
24	Dec. 3	vs. Providence
25	Dec. 4	vs. Worcester
26	Dec. 9	@ Providence
27	Dec. 10	@ Springfield
28	Dec. 11	vs. Portland
29	Dec. 14	@ Portland
30	Dec. 16	vs. St. John's
31	Dec. 18	vs. Worcester
32	Dec. 26	vs. Providence
33	Dec. 28	@ Worcester
34	Dec. 30	@ Albany
35	Dec. 31	vs. Providence

January

36	Jan. 4	vs. Bridgeport
37	Jan. 6	@ St. John's
38	Jan. 7	@ St. John's
39	Jan. 13	vs. Bridgeport
40	Jan. 14	@ Adirondack
41	Jan. 15	vs. Portland
42	Jan. 20	@ Wilkes-Barre
43	Jan. 21	@ Hershey
44	Jan. 22	@ Hershey
45	Jan. 25	vs. Adirondack
46	Jan. 27	vs. St. John's
47	Jan. 28	vs. Worcester

February

48	Feb. 3	vs. Binghamton
49	Feb. 4	@ Bridgeport
50	Feb. 7	vs. Portland
51	Feb. 10	@ Worcester
52	Feb. 11	vs. Connecticut
53	Feb. 12	@ Springfield
54	Feb. 17	@ Adirondack
55	Feb. 18	vs. Hershey
56	Feb. 19	vs. Adirondack
57	Feb. 23	@ Wilkes-Barre
58	Feb. 25	vs. Albany
59	Feb. 26	vs. Providence

March

60	Mar. 4	vs. Connecticut
61	Mar. 6	@ Portland
62	Mar. 9	vs. Springfield
63	Mar. 10	@ Portland
64	Mar. 11	vs. Connecticut
65	Mar. 17	@ St. John's
66	Mar. 18	@ St. John's
67	Mar. 23	@ Providence
68	Mar. 24	vs. Portland
69	Mar. 25	vs. Worcester
70	Mar. 31	@ Worcester

April

71	Apr. 1	@ Bridgeport
72	Apr. 6	@ Connecticut
73	Apr. 10	@ Worcester
74	Apr. 13	@ Connecticut
75	Apr. 14	vs. Hershey
76	Apr. 15	vs. St. John's



LET THE FUN BEGIN!

Last year, our Kids First Hockey program helped launch over one hundred ice hockey careers. If you have a child eight or under who would like to start skating and playing ice hockey at no cost (we supply all the gear and four free ice sessions), give us a call or sign up online for our next monthly session.



TOYOTA
SPORTS CENTER

555 N. Nash Street, El Segundo, CA 90245

310.535.4400

www.ToyotaSportsCenter.com



LOS ANGELES KINGS

ONTARIO REIGN (ECHL)



Home Arena: Citizens Business Bank Arena
4000 Ontario Center Parkway
Ontario, CA 91764
Capacity: 9,592
(909) 941-7825
Fax: (909) 204-5555
Mailing Address: 901 Via Piemonte, Suite 370, Ontario, CA 91764
2010-11 Record: 27-39-2-4, 60 Points
Team Colors: Navy, Grey, Burnt Orange
Webcasts: America One
Website: www.ontarioreign.com

Governor Barry Kemp
President Justin Kemp
Head Coach/Director of Hockey Operations Jason Christie
Head Equipment Manager/Athletic Trainer Bobby Walls
Director of Public/Community/Corporate Relations Laura Tolbirt

2011-12 SCHEDULE

October			November		
1	Oct. 14	vs. Bakersfield	6	Nov. 4	@ Colorado
2	Oct. 15	vs. Stockton	7	Nov. 5	@ Colorado
3	Oct. 21	@ Las Vegas	8	Nov. 8	vs. Bakersfield
4	Oct. 28	vs. Stockton	9	Nov. 11	@ Alaska
5	Oct. 29	vs. Colorado	10	Nov. 12	@ Alaska
			11	Nov. 13	@ Alaska
			12	Nov. 16	vs. Stockton
			13	Nov. 18	vs. Stockton
			14	Nov. 19	vs. Stockton
			15	Nov. 26	@ Bakersfield
			16	Nov. 27	vs. Bakersfield
			17	Nov. 30	vs. Stockton
December			January		
18	Dec. 2	@ Stockton	31	Jan. 3	vs. Bakersfield
19	Dec. 4	vs. Stockton	32	Jan. 6	@ Idaho
20	Dec. 8	@ Las Vegas	33	Jan. 7	@ Idaho
21	Dec. 9	@ Las Vegas	34	Jan. 11	vs. Las Vegas
22	Dec. 10	vs. Las Vegas	35	Jan. 13	@ Las Vegas
23	Dec. 14	vs. Bakersfield	36	Jan. 14	@ Las Vegas
			37	Jan. 16	vs. Bakersfield
			38	Jan. 20	vs. Colorado
			39	Jan. 21	vs. Colorado
			40	Jan. 27	@ Bakersfield
			41	Jan. 28	@ Bakersfield
			42	Jan. 31	vs. Alaska
			February		
			43	Feb. 3	@ Utah
			44	Feb. 4	@ Utah
			45	Feb. 8	vs. Las Vegas
			46	Feb. 10	vs. Utah
			47	Feb. 11	vs. Utah
			March		
			57	Mar. 2	vs. Utah
			58	Mar. 3	vs. Utah
			59	Mar. 5	@ Utah
			60	Mar. 7	@ Utah
			61	Mar. 9	vs. Las Vegas
			62	Mar. 10	vs. Las Vegas
			63	Mar. 13	vs. Idaho
			64	Mar. 16	@ Idaho
			65	Mar. 17	@ Idaho
			66	Mar. 21	vs. Stockton
			67	Mar. 23	vs. Alaska
			68	Mar. 24	vs. Alaska
			69	Mar. 27	@ Colorado
			70	Mar. 28	@ Colorado
			71	Mar. 30	vs. Alaska
			72	Mar. 31	vs. Alaska

ANSCHUTZ ENTERTAINMENT GROUP (EUROPEAN DIVISION)

The Kings, Manchester Monarchs and Ontario Reign are three of the five hockey clubs owned by AEG along with the EHC Eisbaren Berlin and the Hamburg Freezers of the Deutsche Eishockey League. In addition, the Kings own an interest in the Reading Royals (ECHL) and Djurgarden IF Hockey of the Elitseren League in Sweden. Detlef Kornett heads up the Anschutz Sports Holdings Limited Europe Division, serving as Managing Director, AEG Germany, from his office in Berlin.



EHC Eisbaren Berlin
Deutsche Eishockey League



Hamburg Freezers
Deutsche Eishockey League



KINGS TO PARTICIPATE IN 2011 COMPUWARE NHL PREMIERE

The Los Angeles Kings will open the 2011-12 regular season in Europe with games in Germany and Sweden.

The games are part of the 2011 Compuware NHL Premiere™ and the NHL Face-Off™, as the Kings, New York Rangers, Buffalo Sabres and Anaheim Ducks will play a total of four games in three different European capital cities – Berlin, Stockholm and Helsinki – October 7-8.

On Friday, October 7, the Kings will play the Rangers at the Ericsson Globe Arena in Stockholm, Sweden. The next day, Saturday, October 8, the Kings and Sabres will play each other at O2 World Arena in Berlin, Germany. The Kings are the designated "home team" for both games and the game in Berlin marks the first-ever NHL regular season game in that city.

The NHL is a truly global League with approximately 25 percent of all NHL players this season having been born outside of North America. Included on that list is Kings center Anze Kopitar.

The Kings and the Ducks return to Europe for the first time since opening the 2007-08 NHL regular season in front of two sellout crowds at the O2 Arena in London. Each team recorded a 4-1 victory in the series. The Kings also that year played in and won an exhibition tournament in Salzburg, Austria, prior to traveling to London.

By the end of the 2011 Compuware NHL Premiere™, 17 NHL teams – more than half of the NHL – will have played regular season and exhibition games in Europe since 2007. These games continue to reward the legion of loyal and passionate international NHL fans by featuring some of the game's biggest stars and generate interest in the League worldwide.



KINGS TO MEET THE HAMBURG FREEZERS AS PART OF THE 2011 NHL PREMIERE CHALLENGE

Prior to the Kings two regular season NHL games in Europe, the Kings on Tuesday, October 4, will participate in the 2011 NHL Premiere Challenge and play a special exhibition game at the O2 World Hamburg in Hamburg, Germany, against the Hamburg Freezers of the German Elite League.

The Freezers, one of two German hockey teams owned by AEG, moved from Munich to Hamburg in June of 2002. The team has reached the playoffs in seven of the past nine seasons and has averaged more than 7,000 hockey fans per game at the O2 World Hamburg, one of Europe's most modern and attractive arenas.

THE L.A. KINGS: OUR STORY

Hall of Fame broadcaster Bob Miller recalls a flamboyant original owner, the greatest player in the sport's history and the game's most loyal fans coming together to make up hockey's original Sun Belt franchise as he helps guide us through the history of the L.A. Kings

Back when the Kings were mere princes of the city, flamboyant original owner Jack Kent Cooke surveyed a sparse crowd at the Inglewood Forum and quickly figured out why 400,000 Canadians had left Canada to live in the Los Angeles area. "They hate hockey," Cooke cracked.

Things change. While ex-pats from north of the border can still be spotted at the team's fashionable STAPLES Center home, the Kings no longer hope for displaced Canadians to show up in order to fill seats.

If the Kings are playing, a rabid, engaged crowd of Southern Californians are sure to be on hand. The Kings sold out 38 games at STAPLES Center last year.

Those loyalists have gone 44 years without a championship and without dissent. Is there a more dedicated fan base anywhere in sports? The Kings have lost games over the years, but their followers have not lost heart.

Nearly 800,000 fans rocked STAPLES Center over the course of last season, witnessing the continued development of one of the NHL's best young teams.

For a lot of people in Los Angeles, hockey is king. This is the story of how the Kings established their empire.

THE FORMATIVE YEARS (1967-73)

With their infancy spread out across three distinct Southern California cities, the seeds were sown early for the Kings to grow into perennial favorites throughout the Southland.

It all began when the Kings, playing their first season of hockey in what is now whimsically known as the NHL's "Original 12," made their debut at the Long Beach Sports Arena. They made one more appearance in the LBC, and then played 15 games at Los Angeles Sports Arena before moving into the brand new Forum.

Cooke, the bombastic owner, saw to it that those early days were colorful, outfitting the team in garish purple and gold uniforms. But Cooke hated the sound of the word purple, so the colors were officially Forum blue and gold.

The eccentric Cooke was a self-made man, earning his money as a media mogul. He was part savvy communicator, part hustler, and he believed that nicknames would make his players more marketable. So Bill Flett, who had participated in rodeos in his native Alberta, became "Cowboy." Eddie Joyal, who skated like the wind, was christened "The Jet." And Real Lemieux, a French-Canadian from Quebec, was dubbed "Frenchy."

With Flett leading the way, the Kings went 31-33-10, good enough to finish second in the six-team Western Conference in their inaugural season. Not bad, until you realize the entire conference was made up of first-year expansion teams (Los Angeles, Oakland, St. Louis, Minnesota, Philadelphia and Pittsburgh). They lost their first playoff series to the Minnesota North Stars in seven games.

A year later, the Kings slipped to 24-42-10 but managed to qualify for the Stanley Cup playoffs again, this time with a fourth place finish. They won the NHL's first Battle of California, defeating the Oakland Seals in a seven-game first-round series. The euphoria of the franchise's first series win didn't last long: Behind the goaltending tandem of Jacques Plante and Glenn Hall, the Blues made quick work of the Kings with a four-game sweep.

After that early taste of success, the Kings went through some lean years, missing out on the postseason in each of the next four seasons.

The Kings early development was stunted by an uncontrollable urge for the quick fix. Cooke's penchant for mortgaging their future by trading high draft picks for veteran players doomed them to failure.

"Jack Kent Cooke's philosophy was to get established name players that people would recognize, like Terry Sawchuk and Harry Howell, even if he had to trade draft picks to do it," Miller said. "Looking back, his philosophy set the franchise back years."

It also became part of the franchise's DNA. NHL stars Raymond Bourque and Phil Housley would be selected with draft picks obtained from the Kings. But not every trade engineered by Cooke's front office failed.

In 1971, General Manager Larry Regan dealt Denis DeJordy, Noel Price, Dale Hoganson and Doug Robinson to Montreal for goaltender Rogie Vachon and the Kings had their first superstar. Behind Vachon, the Kings finished 33-33-12 in 1973-74 and returned to the playoffs. They were ousted by Chicago in five games.

But something special was happening.

COMING OF AGE (1974-87)

With Vachon backstopping them, the Kings' eighth season was one for the ages.

Vachon spent the 1974-75 season standing on his head, posting a 2.24 goals against average while winning 27 games as the Kings posted a 42-17-1 record.

"Rogie Vachon was the Kings' first superstar," Miller said. "In 1974-75, he led the Kings to 105 points, their most ever. The Kings lost only 17 games all year. Rogie was on the cover of Sports Illustrated and he was spectacular

THE L.A. KINGS: OUR STORY

to watch. It's a disservice to the Hall of Fame that he is not in it. If he had done what he did in Montreal, he would have been elected on the first ballot."

With great goaltending and Coach Bob Pulford's sound defensive system (to which backup goaltender Gary Edwards' 15-3-8 record stands as testimony), the Kings seemed poised to make a run at the Cup when they opened the playoffs with an abbreviated three-game first-round series vs. Toronto.

"The best-of-three format was ridiculous because it allowed a poor team to have a couple of good games and upset a better team," Miller said. "That's exactly what happened."

After Mike Murphy's overtime goal gave the Kings a hard-fought 3-2 win in Game 1, the series shifted to Maple Leaf Gardens where Toronto goaltender Gord McRae stymied the Kings in a 3-2 Leaf win.

Less than 24 hours later, on a Friday night, the deciding game was played at the Forum in Los Angeles. "Jack Kent Cooke didn't want to play on a Saturday afternoon," Miller recalled. "Both the Kings and Leafs were going to fly back Friday morning but at the last minute, Toronto owner Harold Ballard chartered a plane and the Leafs flew back after the game on Thursday night. The Kings didn't get back until 1:30 in the afternoon on Friday. The Kings had an older team and couldn't get going after traveling all day."

That game is remembered for a notorious stick-swinging incident between the Kings' Dave Hutchison and Toronto's Tiger Williams. And for a 2-1 loss that eliminated the heavily favored Kings. It remains a bitter loss in the franchise's history.

"Bob Pulford told me he cried in the tunnel after that game," Miller said.

During the off-season, the Kings addressed their deficiencies on offense by acquiring center Marcel Dionne from Detroit. Dionne delivered, scoring 40 goals and recording 94 points as the Kings finished 38-33-9 before knocking the Atlanta Flames out in the first round of the Stanley Cup playoffs. A memorable seven-game series with Boston ended the Kings season, but not before Dionne scored six goals in nine playoff games.

The Kings would make regular Stanley Cup playoff appearances during the late '70s, but could never make it past the second round.

During the 1978-79 season, an obscure left winger named Charlie Simmer was recalled from Springfield of the AHL and placed on a line with Dionne and right-winger Dave Taylor. The result was magic as the Triple Crown Line became one of the NHL's most successful combinations ever. During the line's heyday in 1979-80 and 1980-81, each individual member averaged 51 goals, 62 assists and 113 points per season.

The trio's brilliance helped Marcel Dionne win the Art Ross Trophy in 1979-80 as the NHL's scoring champion. "That line had great chemistry," Miller said. "They would start up ice and you were certain they were going to score. Their passes were like a game of tic-tac-toe. At one time, they had a point in 56 straight games."

It was also perfectly balanced. "Marcel Dionne was a great goal-scorer," Miller said. "Dave Taylor was a tough kid who went into the corners to get the puck, and Charlie Simmer had a big body and he would stand in front of the net and a lot of goals would bounce off his body."

In 1980-81, the Kings went 43-24-13 and once again appeared headed for greatness before Simmer's year came to an early end when he broke his leg in a late-season game at Toronto. "It was a devastating injury," Miller said.

The Rangers eliminated the Kings in the first round, another disappointing end to a promising season.

The following year, Jerry Buss took over from Cooke as the team's owner. Little was expected as the Kings entered the postseason with a miserable 24-41-15 record, where they drew Edmonton, the league's best team in the first round. After splitting the first two games, the Oilers had the Kings on the mat with a 5-0 lead in Game 3 at the Forum, a contest that would be remembered as the Miracle on Manchester.

"I've watched the tape of that game over and over," Miller said. "Every time I watch it, I ask myself, 'How in the world did the Kings win that game?'"

The comeback started innocently enough with a goal from defenseman Jay Wells. Then Doug Smith scored before Simmer cut the lead to 5-3.

"When Simmer scored," Miller said, "the atmosphere in the building changed. People began to believe the Kings might actually come back."

Mark Hardy brought the Kings to within a goal before Steve Bozek scored with five seconds left to force overtime.

"The Kings tied it when Jim Fox made a great play to take the puck from Wayne Gretzky," Miller said. "All Gretzky had to do was clear the puck and the game was over. But Jim got the puck to Bozek who tied it up. The atmosphere in the building was frenzied between periods."

At 2:35 of overtime, Daryl Evans blasted the winner past Grant Fuhr to cap the surreal comeback. Five games later, the King's season was ended by Vancouver.

The rest of the mid-to-early-'80s were characterized by the Kings being undercut by subpar goaltending.

The 1986-87 season represented a crossroads for the Kings. The arrival of Luc Robitaille gave the team a Calder Trophy winner who would go on to become the franchise's first homegrown Hall-of-Famer. But when Dionne, Robitaille's boyhood hero and mentor, was traded to the Rangers, it symbolized the end of an era.

THE L.A. KINGS: OUR STORY

In 1987, Bruce McNall became the Kings' third owner when he purchased the team from Buss and quickly put his stamp on the Kings.

With Dionne gone, Robitaille and Jimmy Carson combined for 108 goals, and the Kings were on the rise again.

"Jimmy Carson had 37 and 55 goals in his first two seasons," Miller said. "He was intelligent and wise beyond his years. I remember one year, my contract was up and he was giving me advice on how to handle it. He was only 19 years old at the time."

While Carson had a conservative, buttoned-down wisdom about him, Robitaille arrived with the boyish charm and natural charisma he still displays today.

"Luc was so personable with fans," Miller said. "He is still that way as the Kings President of Business Operations. Robitaille's goal-scoring touch and ever-present smile spoke to everyone. The thing about Luc is that he always had such a joy of playing the sport."

The Kings finished the 1987-88 season in fourth place before being dismissed from the playoffs by the Calgary Flames in five games. A few months later, McNall engineered a deal that would make Los Angeles the center of the hockey universe.

THE GRETZKY ERA (1988-96)

On Aug. 9, 1988, Kings owner Bruce McNall became hockey's ultimate rainmaker, obtaining Wayne Gretzky from Edmonton in a landmark trade.

The deal wasn't just a game-changer; it also changed the Kings' identity. No longer an afterthought, the Kings were now one of the NHL's glamour teams. With McNall, who was assuming a posture as hockey's answer to George Steinbrenner, and Gretzky, anything was possible.

"The Kings went from obscurity to the top team in merchandise sales," Miller said. "People would hang around the bus. On the plane — we didn't have a charter in those days — people would be lined up in the aisle for Gretzky's autograph. The Kings sold 4,000 season seats in the first week. Celebrities like President and Mrs. Reagan, John Candy, Michael J. Fox, Kurt Russell and Goldie Hawn started coming to games."

It took five years, but Gretzky delivered, carrying the Kings to the 1993 Stanley Cup Finals. It was Gretzky's greatness that enabled them to win the Campbell Conference Finals. First, Gretzky scored an overtime goal in Game 6 in Los Angeles, giving the Kings a 5-4 win and evening the series at 3-3. Then, The Great One played what he calls his greatest NHL game ever, scoring a hat trick to lead the Kings past Toronto, 5-4, in Game 7 of the Campbell Conference Finals.

"That series was a classic," Miller said. "It was physical and emotional. Both Gretzky and Toronto captain Wendel Clark stepped up."

Three nights later, Robitaille scored twice and Gretzky iced the Kings first Stanley Cup Finals win with an empty net goal to seal a 4-1 Game 1 win at Montreal's storied Forum and the Kings' destiny seemed pre-ordained.

But with the Kings holding a 2-1 Game 2 lead late in the third period, Montreal Coach Jacques Demers called for a measurement of Marty McSorley's stick that would live in infamy.

The stick was illegal and there ought to be a law against what happened next: Demers pulled Patrick Roy, giving the Canadiens a 6-on-4 advantage and Eric Desjardins scored to force overtime. Then Desjardins scored 51 seconds into the extra session, completing the hat trick and changing the series. The Canadiens won the next two games in Los Angeles on overtime goals from John LeClair before wrapping up the series in five games.

No fans ever handled adversity better. Consider these two improbable, intertwined facts of the franchise's history: 1. The Kings best shot at winning the Stanley Cup got away from them on McSorley's penalty; 2. Eighteen years later, McSorley remains one of the most beloved players in Kings history.

A year after their Finals heartbreak, the Kings got a glimpse of their immediate future as they finished behind the first-year expansion Mighty Ducks of Anaheim in the Pacific Division standings. It would mark the beginning of a long post-Finals hangover in which the Kings would go four straight years without a playoff appearance. Although the Ducks would go on to win a Stanley Cup in 2007, the Kings would remain the team of choice in Southern California.

In May of 1994, Joseph Cohen and Jeffrey Sudikoff purchased the team. At the end of the 1995-96 season, the Kings went through bankruptcy. The franchise bottomed out when Gretzky was dealt to St. Louis in exchange for Patrice Tardif, Roman Vopat, Craig Johnson and two draft picks.

By October of 1995, current owners Philip Anschutz and Edward Roski stepped in and took over ownership of the club, guiding it toward a future in a grand new home in the heart of the city.

A NEW BEGINNING (1997-2005)

By the spring of 1998, the Kings found their way back to the playoffs. Rob Blake became the first King to win the Norris Trophy, but it wasn't enough to keep St. Louis from sweeping the Kings out of the first round of the playoffs. A year later, the Kings closed out the 20th Century by missing out on the playoffs.

THE L.A. KINGS: OUR STORY

THE STAPLES CENTER ERA

The Kings said goodbye to the Forum in Inglewood in a raucous 8-1 exhibition game win over the Mighty Ducks on Sept. 20, 1999, then moved downtown to the futuristic STAPLES Center for the 1999-2000 season. In their inaugural campaign in the state-of-the-art facility, the Kings met the Detroit Red Wings in the first round of the Stanley Cup playoffs.

A year later, the Kings' second campaign at STAPLES would culminate with an upset win over the Detroit Red Wings in the first round of the Stanley Cup playoffs. In one of the most dramatic series in franchise history, the Kings dropped the first two games in Motown to fall in a 2-0 hole before rallying to win four straight. The series turnaround was highlighted by overcoming a 3-0 third period deficit in Game 4 to force overtime.

"Nothing was going on," Miller recalled. "I never got the feeling anything was going to happen, then all of a sudden the Kings scored three goals in the final 5:15. Then Eric Belanger won it overtime. It was the first time STAPLES Center really went crazy."

Belanger's overtime goal capped one of the wildest games in franchise history, known as the Frenzy on Figueroa, it stirred up memories of 1982's Miracle on Manchester. The Kings won the next game in Detroit to take a 3-2 lead in the series, and then back at STAPLES Center, Adam Deadmarsh scored an overtime goal to eliminate the favored Red Wings. The Kings then took the eventual Stanley Cup champion Colorado Avalanche to seven games before being eliminated in the second round.

The Kings and Avalanche became regular dance partners with the two teams meeting again in the opening round of the 2002 Stanley Cup playoffs. For the second consecutive year, the Kings rallied from a 3-1 series deficit to force a seventh game before bowing out of the playoffs.

Just as the Kings were rounding into a contender in the Western Conference, injuries sidelined both Jason Allison and Adam Deadmarsh, dashing playoff hopes. The following year, Allison and Deadmarsh were unable to overcome concussions and Ziggy Palffy missed a large portion of the season with a shoulder injury. The injuries got the best of the Kings, keeping them out of the playoffs for the second straight season.

After a season lost to the lockout, the Kings returned to the ice in 2005-06 with a roster makeover. But veterans Jeremy Roenick and Pavol Demitra were unable to get the Kings back in the playoffs.

BUILT TO WIN (2006-NOW)

An off-season shakeup left Dean Lombardi in charge of all hockey decisions while Marc Crawford replaced Andy Murray (who had been briefly succeeded by interim coach John Torchetti the previous year) behind the bench to start the 2006-07 season. But the new regime was unable to solve the club's longstanding goal-tending woes (Dan Cloutier began the year between the pipes; Sean Burke finished it) and the Kings missed the playoffs for the fourth consecutive year.

The 2007-08 season began with 19-year-old goaltender Jonathan Bernier making a successful debut in leading the Kings to a 4-1 win over Anaheim at the O2 Arena in London, England. Bernier was eventually sent back to his junior team in the Quebec Major Junior League as the 21st Century Kings set their sights on building for long-term success rather than looking for a quick fix. The strategy would try the uncommon patience of the organization's long-time fans but it wouldn't be long before the prudence of the team's new build-through-the-draft blueprint would come into focus.

By 2008, the Kings had a core group of young players that rivaled any in the league. Anze Kopitar, Dustin Brown, Drew Doughty and Jonathan Quick all began to make an impact. With the 23-year-old Brown wearing the captain's "C" the Kings finished just three games under .500 (34-37-11).

Two years ago, the Kings future revealed itself.

En route to returning to the Stanley Cup playoffs, the Kings reeled off a nine-game win streak and topped the 100-point plateau (46-27-9 = 101 points) for the third time in their history. In the postseason, the Kings jumped out to a 2-1 series lead before the Canucks rallied behind Henrik and Daniel Sedin.

"Everywhere we went last year," Miller said, "we would have scouts telling us how good the Kings would be in a year or two."

The Kings figure to be very good very soon. And when the Kings arrive, they figure to be around for a long time.

"This team is built to be good for a long time, not just for one year," Miller said. "I equate it to the New York Yankees, who always had someone to step in. When Joe DiMaggio left, there was Mickey Mantle. That's what Dean Lombardi wants to do here. He has a plan and is sticking to it."

After 44 years, hockey in Los Angeles is more compelling than ever.

"The Kings," Miller said, "are doing something they've never done before."

GARNET "ACE" BAILEY AND MARK BAVIS TRIBUTE



Garnet "Ace" Bailey, who was 53, was set to begin his 33rd season in the NHL as a player or scout. Bailey had enjoyed a tremendous amount of success in both capacities, with seven Stanley Cup rings as proof. Having spent seven years as the Kings' director of pro scouting, Bailey spent the previous 13 years as a scout with the Edmonton Oilers.

Bailey's ability to evaluate NHL talent helped the Oilers to five Stanley Cups in the 1980s. During Edmonton's many great playoff runs, Bailey played the key role of advance scout, supplying detailed information on upcoming opponents.

A veteran of 11 NHL seasons as a player, Bailey broke in with the Boston Bruins during the 1968-69 season and spent five years with the club. While with the Bruins, he was a member of Stanley Cup championship teams in 1969-70 and 1971-72. Bailey also spent parts of two seasons each with the Detroit Red Wings and St. Louis Blues, and three-plus years with the Washington Capitals.

Bailey, who was originally from Lloydminster, Saskatchewan, jumped to the World Hockey Association for the 1978-79 season and joined the Edmonton Oilers, where he was a linemate of teenage phenom Wayne Gretzky.

Ace lived in the Boston suburb of Lynnfield with wife Katherine and son Todd.

Ten years ago, the Los Angeles Kings family was deeply shaken and saddened over the loss of Garnet "Ace" Bailey and Mark Bavis, two club scouts who were aboard United Airlines Flight 175 from Boston's Logan Airport on September 11, 2001. Both men sported fantastic personalities and their love for the sport of hockey was evident in their work, and their passion for the Kings helped foster a fun and winning attitude. Both Mark and Ace are incredibly missed indeed.



Mark Bavis, who was 31, was entering his second season as an amateur scout for the Kings. Bavis, a native of the Boston-area, played his collegiate hockey at Boston University, where his brother, Mike, is currently an associate head coach, and prior to joining the Kings, Mark worked as a coach with Chicago of the North American League and as an assistant coach with Harvard of the Eastern College Athletic Conference.

Bavis, who was drafted by the New York Rangers in the ninth round (181st overall) of the 1989 NHL Entry Draft, made his home in West Newton, Massachusetts. He was survived by his mother, Mary; his twin brother, Mike; two brothers, Pat and Johnny; and three sisters, Kelly, Mary Ellen and Kathy.

To help support each of the men and their lasting legacies, please visit The Mark Bavis Leadership Foundation at www.markbavisleadershipfoundation.org, and for information on The Ace Bailey Children's Foundation, please visit www.acebailey.org. This past summer, the 10th annual Ace Bailey Golf Classic, as hosted by the Manchester Monarchs, netted close to \$20,000 to help benefit local charities, including The Ace Bailey Children's Foundation. To date the event has raised more than \$340,000 for charity.



LA KINGS

OCTOBER 2011						
SUN	MON	TUES	WED	THUR	FRI	SAT
						1
					VS NYR* 10:00AM	FSW BUF* 11:00AM
2	3	4	5	6	7	8
				FSW NJD 4:00PM		FSW PHI 4:00PM
9	10	11	12	13	14	15
		FSW STL 7:30PM		FSW PHX 7:00PM		FSW DAL 7:00PM
16	17	18	19	20	21	22
23	24	FSW NJD 7:30PM		FSW DAL 5:30PM		FSW PHX 6:00PM
COL 5:00PM	30	31	26	27	28	29

NOVEMBER 2011						
SUN	MON	TUES	WED	THUR	FRI	SAT
				FSW EDM 7:30PM		FSW PIT 7:30PM
	FSW SJS 7:30PM	FSW NSH 7:30PM		FSW VAN 7:30PM		FSW MIN 7:30PM
6	7	8	9	10	11	12
			FSW ANA 7:30PM	FSW ANA 7:00PM		FSW DET 1:00PM
13	14	15	16	17	18	19
		VS STL 4:30PM	FSW DAL 5:30PM			FSW CHI 7:30PM
20	21	22	23	24	25	26
	FSW SJS 7:30PM					
27	28	29	30			

DECEMBER 2011						
SUN	MON	TUES	WED	THUR	FRI	SAT
				FSW FLA 7:30PM		FSW MTL 12:30PM
				FSW MIN 7:30PM		FSW DAL 7:30PM
4	5	6	7	8	9	10
		FSW BOS 4:00PM		FSW CBJ 4:00PM		FSW DET 4:00PM
11	12	13	14	15	16	17
18	FSW TOR 4:00PM			FSW ANA 7:00PM	FSW SJS 7:30PM	
25	26	27	28	29	30	31

JANUARY 2012						
SUN	MON	TUES	WED	THUR	FRI	SAT
	FSW COL 7:30PM			FSW PHX 7:30PM		FSW CBJ 1:00PM
1	2	3	4	5	6	7
	FSW WSH 7:30PM			FSW DAL 7:30PM		FSW CGY 7:00PM
8	9	10	11	12	13	14
FSW EDM 5:00PM		FSW VAN 7:00PM		FSW CGY 7:30PM		FSW COL 7:30PM
15	16	17	18	19	20	21
	FSW OTT 7:30PM					
22	23	24	25	26	27	28
29	30	31				

FEBRUARY 2012						
SUN	MON	TUES	WED	THUR	FRI	SAT
			FSW CBJ 7:30PM		FSW STL 5:00PM	FSW CAR 4:00PM
		VS TBL 4:30PM		FSW FLA 4:30PM		FSW NYI 10:00AM
5	6	7	8	9	10	11
FSW DAL 3:00PM				FSW PHX 7:30PM		FSW CGY 7:00PM
12	13	14	15	16	17	18
		FSW PHX 8:00PM	VS COL 6:00PM			FSW CHI 5:00PM
19	20	21	22	23	24	25
26	27	28	29			

MARCH 2012						
SUN	MON	TUES	WED	THUR	FRI	SAT
						FSW ANA 7:30PM
		FSW NSH 5:00PM		PRIME CBJ 4:00PM	DET 4:30PM	
4	5	6	7	8	9	10
NBC CHI 4:00PM					PRIME ANA 7:00PM	FSW NSH 7:30PM
11	12	13	14	15	16	17
		FSW SJS 7:30PM		FSW STL 7:30PM		FSW BOS 8:00PM
18	19	20	21	22	23	24
	FSW VAN 7:00PM		FSW CGY 6:30PM		FSW EDM 6:30PM	FSW MIN 5:00PM
25	26	27	28	29	30	31

APRIL 2012						
SUN	MON	TUES	WED	THUR	FRI	SAT
	FSW EDM 7:30PM			FSW SJS 7:30PM		FSW SJS 7:30PM
1	2	3	4	5	6	7
8	9	10	11	12	13	14

HOME

AWAY

FSW-Fox Sports West
VS-Versus
PRIME-Prime Ticket
NBC-National Broadcast

*Games to be played in Europe (vs. NYR in Stockholm, Sweden; vs. BUF in Berlin, Germany) are denoted as Kings home games.

All times Pacific, all dates, times and broadcast schedule subject to change.

LA KINGS Radio Affiliates:

KTLK 1150 AM Southern California/Flagship
KHTS 1220 AM Santa Clarita, CA
KMET 1490 AM Banning, CA
KOSS 1380 AM Palmdale, CA
KVTA 1520 AM Ventura, CA
KLOA 1240 AM Ridgecrest, CA
KPTR 1450 AM Palm Springs, CA

WATCH YOUR LA KINGS ON

TALK ABOUT YOUR LA KINGS ON

LISTEN TO YOUR LA KINGS ON

1.888.KINGS.LA | LAKINGS.COM

PRIDE=PASSION=POWER



**"MY PARENTS
HAVEN'T CALLED IN
OVER A WEEK. EVEN
THOUGH I KNOW
THEIR VENZA HAS
BLUETOOTH®."**



HANDS-FREE CALLING ANYTIME.

VENZA. KEEP ON ROLLING.

Options shown. The *Bluetooth®* word mark and logos are registered trademarks owned by Bluetooth SIG, Inc. and any use of such marks by Toyota is under license. Other trademarks and trade names are those of their respective owners. Performance of *Bluetooth®* wireless technology compatible phones will vary based on phone software version, coverage and your wireless carrier. See toyota.com for more details. ©2011 Toyota Motor Sales, U.S.A., Inc. toyota.com/venza



TOYOTA
moving forward



Toyota. A proud sponsor of the L.A. Kings for 22 years.