


The Final Season of Ivor Wynne Stadium

HAMILTON TIGER-CATS

2012 MEDIA GUIDE





IVOR WYNNE STADIUM

1928 - 2012

Built in 1928 for the British Commonwealth Games of 1930, Ivor Wynne (known then as Civic Stadium) has graced the corner of Beechwood and Balsam for nearly 84 years. One of the most recognizable landmarks in Hamilton, even before it's construction, the site has been home to athletics and playing fields since it was purportedly purchased from a farmer in 1913.

Civic Stadium was first opened in 1930. The stadium was originally built to host the British Empire Games which was Canada's first major international athletic event held in August of 1930. The Stadium held approximately 2,000 seats when it was first built and was managed by the Culture and Recreation Board. In 1950, the Hamilton Tiger-Cats became the permanent tenants of Civic Stadium, however the facility did not meet the team's need for seating. Therefore, the City of Hamilton approved Ivor Wynne's proposal to install additional spectator bleachers on the north side of the Stadium. Construction of this project was completed in 1959 and approximately 15,000 new seats were added, radically increasing the stadium's capacity. Other renovations included the installation of washroom facilities which were desperately needed.

In 1970, Civic Stadium was renamed Ivor Wynne Stadium in honour of Ivor Wynne, a former Athletic Director and Dean of Students at McMaster University.

The name change commemorated all of his accomplishments which had improved McMaster and the City of Hamilton. Some of his more notable deeds were the development of a Physical Education course and a Physical Education complex at McMaster University.

Now in its final season, Ivor Wynne, which currently boasts a capacity of 29,600 has been witness to countless historic Tiger-Cat and CFL moments, and numerous Grey Cups.

Ivor Wynne has been home to four Grey Cups in its history, including two championship victories by the hometown team; The 1932 Grey Cup which was won by the Hamilton Tigers, the 1944 Grey Cup, the 1972 Grey Cup which saw the Tiger-Cats defeat the Saskatchewan Roughriders and the 1996 Grey Cup.

In 2011, the Hamilton Tiger-Cats and the City of Hamilton reached an agreement to build a brand new, state of the art facility in place of the existing Ivor Wynne Stadium. With construction beginning just weeks after the final regular season game in 2012, the doors of the new stadium are expected to open in time for the 2014 CFL season.



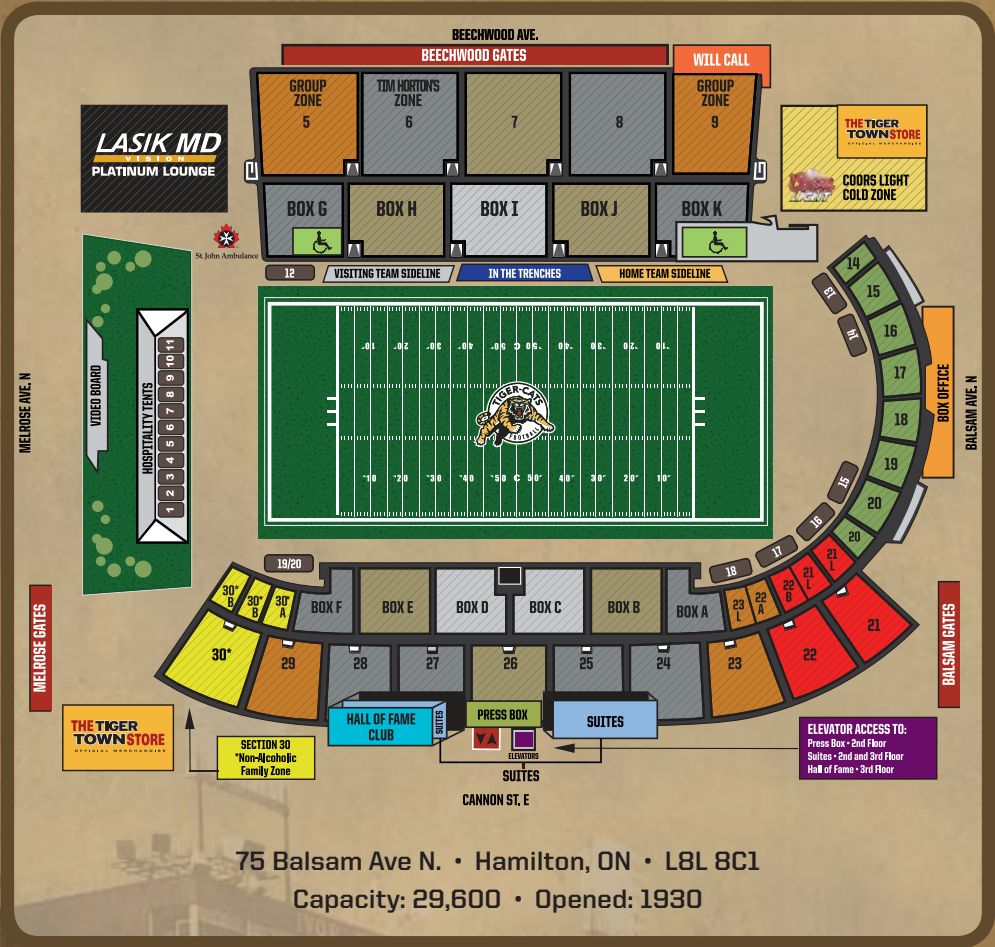
TABLE OF CONTENTS 2012 MEDIA GUIDE

IVOR WYNNE STADIUM SEATING MAP	2
2012 SCHEDULE	3
CLUB DIRECTORY	7
MANAGEMENT	9
COACHING STAFF	10
FOOTBALL OPERATIONS	25
VETERAN PLAYERS	33
FIRST YEAR PLAYERS	69
GAME RECAP SUMMARY – REGULAR SEASON 2011	79
RECORDS • AWARDS • HONOURS	125
• All-Time Records	127
• CFL All-Stars	160
• All-Time Hamilton Divisional All-Star Team Members	162
• All-Time Records - All-Star Team Members	165
• CFL Hall of Fame	167
TICATS HISTORY	169
• Coaching History	170
• Draft History	172
• All-Time Roster	174
• All-Time Regular Season Record	208
• All-Time Playoff Record	210
• Grey Cup History	211
• Regular Season Record vs. Other Teams	212
• Year By Year Game Results	213
CREDITS	
Design/Layout: Michelle Rechkemer • Editor: Bert Faibish • Photographers: John & Eddie Sokolowski, Brooks Reynolds, Ian Goring • Printing: Stirling Print Solutions	

The Final Season of Ivor Wynne Stadium



IVOR WYNNE STADIUM 2012 SEATING MAP



75 Balsam Ave N • Hamilton, ON • L8L 8C1
Capacity: 29,600 • Opened: 1930



The Final Season of Ivor Wynne Stadium

2012 TICATS SEASON SCHEDULE



Date	Away	Home	Time	Presented by
WED • JUN 13 (Ticats Home Opener)			7:00pm	
WED • JUN 20 (Pre-Season)		W	8:00pm	
FRI • JUN 29 (Home Opener)			7:00pm	
FRI • JUL 06			10:00pm	
SAT • JUL 14			7:00pm	 I'm lovin' it.
SAT • JUL 21			7:00pm	
SAT • JUL 28			6:00pm	
THU • AUG 09			7:00pm	
THU • AUG 16		W	8:00pm	
THU • AUG 23			7:30pm	
MON • SEP 03 (Final Labour Day Classic)			1:00pm	
SAT • SEP 08			1:00pm	
SAT • SEP 15			3:00pm	
FRI • SEP 21		W	8:00pm	
FRI • SEP 28			7:00pm	
FRI • OCT 05			9:00pm	
FRI • OCT 12			7:30pm	
SAT • OCT 20			7:00pm	
SAT • OCT 27 (Final Regular Season Game at IWS)	W		1:00pm	
THU • NOV 01			7:30pm	



MEDIA INFORMATION BUSINESS OPERATIONS

EXECUTIVE

Caretaker	Bob Young
President	Scott Mitchell
Executive Vice President	Doug Rye

TICKET SALES/MARKETING

Senior Director, Data Analytics and Social Marketing	Dave Watkins
Director, Ticket Sales and Service	Gerry Fonzo
Director, Ticketing Operations	Laura McLeod
Director, Marketing	Steve Lowe
Senior Manager, Production and Events	Matt Smellie
Manager, Marketing and Special Events	Maurice Grant
Coordinator, Marketing	Mike Hardill
Video Coordinator	Matt Schonewille
Manager, Creative Services	Michelle Rechkemmer
Coordinator, Ticket Administration	Tara Clugston
Account Executive, New Business	Chris Gorman
Account Executive, New Business	Kyle Robinson
Account Executive, New Business	Alex Indelicato
Account Executive, New Business	Dan Maksenuk
Account Executive, Group Sales	Will Kay
Account Executive, Group Sales	Nicole Demers
Account Service Representative	John Barrett
Account Service Representative	Brad Ralph
Account Service Representative	Kevin Smith
Account Service Representative	Adele Gatto

CORPORATE PARTNERSHIPS

Vice President, Corporate Partnerships & New Stadium Business Development	Matt Afinec
Manager, Corporate Partnerships	Kyle Lohnes
Manager, Corporate Partnerships	Shaun Guest
Client Service Coordinator, Corporate Partnerships and Special Projects	Jonathan Prinsell
Client Service Coordinator, Corporate Partnerships	Lyndsay Boyd

COMMUNICATIONS/COMMUNITY RELATIONS

Director, Communications	Scott McNaughton
Coordinator, Communications	Bert Faibish
Manager, Community Relations	Sarah Hedden

TIGERTOWN STORE/MERCHANDISE

Director, Retail Operations	Greg Dunnett
Merchandising & Retail Game Day Coordinator	Jasmine Dorie
Coordinator, Merchandise	Denise Bradshaw

FINANCE/ADMINISTRATION

Vice President, Finance	Dan Deighton
Accountant	Casey Mitropoulos
Accountant	Matt Wilkinson
Director, Security	Stew Giffin



MEDIA INFORMATION FOOTBALL OPERATIONS



FOOTBALL OPERATIONS

Head Coach and Director of Football Operations	George Cortez
Defensive Coordinator	Casey Creehan
Special Teams Coordinator	Jim Daley
Receivers Coach	Jeremaine Copeland
Offensive Line Coach	Doug Malone
Quarterbacks Coach	Doug Sams
Running Backs Coach	Ryan Sheahan
Defensive Backs Coach	Nelson Martin
Linebackers Coach	John Zamberlin
Assistant Special Teams Coach	Paul Osbaldiston
Defensive Assistant	Grant Schelske

FOOTBALL OPERATIONS & SUPPORT STAFF

Vice President, Football Operations	Bob O'Billovich
Director of Player Personnel	Joe Womack
Director, Football Administration	Shawn Burke
Head U.S. Scout	Danny McManus
Coordinator, Canadian Player Development / Head Canadian Scout	Drew Allenmang
Video Coordinator	Colin Farquharson
Assistant Video Coordinator	Matt Allemang
Equipment Manager	Strohschein
Assistant Equipment Manager	Gary Carrotte
Head Athletic Therapist	Carly Vandergrient
Assistant Athletic Therapist	Adam Ellwood
Strength and Conditioning Coach	Darrell Adams
Team Doctor	Dr. David Levy
Coordinator, Football Administration	Tamara Hinic

HAMILTON TIGER-CATS FOOTBALL CLUB

1 Jarvis Street, Suite 1 | Hamilton, ON L8R 3J2

info@ticats.ca | www.ticats.ca

Phone: Business Office • 905-547-CATS (2287)

TigerTown Store • 905-667-6206

Fax: Administrative Fax: 905-547-8423 | Football Operations Fax: 905-549-6610



PIGSKINPETE

06


ticats.ca

pizza pizza

pizza

HAMILTON TIGER-CATS

Club Directory



Garney Henley - 4 receiving TD's
— Oct. 15th, 1962 —





Bob Young

CARETAKER

On October 7th, the Canadian Football League announced Bob Young as the new owner/caretaker of the Hamilton Tiger-Cats. Mr. Young, who grew up in Hamilton, spent 14 years in the hardware leasing industry in Ontario prior to moving to the United States. In 1994 his work on open source software led to his co-founding Red Hat, a NASDAQ traded company. Today, he is serving as the founder and Chief Executive Officer of Lulu.com, a digital publishing website.

How big was the news that Bob Young was the new owner of the Hamilton Tiger-Cats? Within 48 hours of the announcement being made official on October 7th, Young agreed to at least 15 media interviews, ranging from national television and newspapers to a US internet wire service. He became so well-known in a short period of time that a young boy, approximately 10 years old, spotted Young outside Ivor Wynne Stadium and yelled out, "I know you! You're Bob!"

In a matter of days, one of the most popular sites on ticats.ca, was the one called "owner update," where Young kept fans apprised of all the activity surrounding the team. As Co-founder and formerly CEO and Chairman of Red Hat from 1993-2000, Bob was responsible for early success of Red Hat. Red Hat is credited with driving the global, industry-wide adoption of open source development practices.

A true open source visionary, Bob's efforts developing Red Hat into a household name have won him prestigious honors such as Business Week Magazine's "Top Entrepreneurs" for 1999. Bob graduated from the University of Toronto in 1976 prior to beginning his high tech career in the computer finance arena.

His 20 years of computer industry finance and marketing experience at the head of the two computer leasing companies he founded (from 1976 to 1993), combined with his innate marketing savvy contributed to Red Hat's success. His book, "Under the Radar", chronicles how Red Hat's open source strategy successfully won wide industry acceptance in a market previously dominated by proprietary binary-only systems.

In addition to Bob's chairmanship of Red Hat, in 1999 he founded The Center for the Public Domain, a non-profit foundation that supports the growth of a healthy and robust public domain of knowledge and the arts. Since its inception as a venture philanthropic enterprise, The Center for the Public Domain has contributed to the founding of several organizations that study, nurture and secure the health of the public domain through major gifts, grants and donations. These efforts have strengthened the public community of shared knowledge and culture across many sectors – technology, law, medicine, academic research, education, media and the arts.

Bob is now actively leading his latest commercial venture, Lulu Inc., which is creating new and exciting ways of delivering more knowledge at lower cost to the American consumer..

Scott Mitchell

TEAM PRESIDENT

CLUB DIRECTORY

VETERAN PLAYERS

FIRST YEAR PLAYERS

GAME RECAP

RECORDS

HISTORY



Mitchell was appointed as the President of the Hamilton Tiger-Cats in January of 2007, bringing an impressive understanding of both business and football to the Black and Gold.

A Greater Toronto Area All-Star in Hockey, Mitchell turned down several hockey scholarship offers from American schools to accept a football scholarship with Bucknell University in 1990, where he became one of the first Canadian quarterbacks to attend a Division I U.S. School.

After being one of only three players in his class to make Bucknell's traveling team as a freshman and sophomore, Mitchell transferred to the University of Toronto in 1992 and played a key role as a receiver for three seasons. In 1993, he helped lead the Varsity Blues to their first Vanier Cup championship in over 30 years.

In 1994, Mitchell was selected by the Winnipeg Blue Bombers in the CFL Canadian College Draft and attended training camp with the Bombers later that year before returning to U of T to complete his degree. A serious neck injury ended Mitchell's

football career prematurely in 1995.

Upon graduation, Mitchell embarked on his business career, which began with a stint with the CFL's Baltimore Stallions. Mitchell then initiated a career in sports broadcasting, management and marketing in Toronto. After getting his start in the broadcasting industry with CBC's Hockey Night in Canada, Mitchell went on to produce an array of professional and amateur sports, including NHL hockey, CFL and CIS football, and NLL lacrosse

Mitchell created his own sports marketing agency and production company in 1999, helping athletes and companies maximize their potential while consulting with a variety of ownership groups and continuing to develop new broadcast properties.

In recent years, Mitchell formed a partnership with renowned athlete representative Gil Scott. The pair worked together to establish the preeminent football and hockey management agency in Canada, focusing on NFL, CFL and hockey executives as clients.

A passionate advocate of amateur sports, Mitchell sits on a number of amateur sports related boards including the Canadian Athletic Foundation and also remains active with the development of CIS Sport.

Mitchell joined Bob Young's group of companies in 2006 as the Vice President of Lulu Canada and Managing Director of MRX Associates.

Mitchell's father, Doug, is a former CFL Commissioner and currently serves as governor of the Calgary Stampeders.



Bob O'Billovich

VICE PRESIDENT OF FOOTBALL OPERATIONS



Bob O'Billovich was promoted to Vice President of Football Operations on January 10, 2012 after spending the previous four seasons as general manager. O'Billovich brings over three decades of CFL experience as a player, administrator, scout, assistant coach, head coach and general manager to Hamilton.

His CFL career began when he signed with the Ottawa Rough Riders in 1963 and spent five seasons playing defensive back. O'Billovich later joined the coaching ranks in 1974 when he became a guest coach with the Rough Riders, eventually becoming an assistant in 1976, when he helped Ottawa with their last Grey Cup.

In 1982, O'Billovich was named head coach of the Toronto Argonauts, a position he would hold for eight seasons. During his stint with the Argos, he compiled the most wins in Argos history (89), two CFL Coach of the Year awards (1982, 1987), five East division titles and three Grey Cup appearances.

He joined the BC Lions in 1990 as vice president of football operations, general manager and head coach, remaining in that position until 1992. In 1993, Bob returned to the Argos to take over the roles of general manager and head coach. He surrendered his head coaching duties at the end of the 1994 season to focus his energy on player recruitment before taking over as head coach again midway through the following season.

O'Billovich's next career stop would see him land in Saskatchewan as the Roughriders director of player personnel for two seasons before joining the Calgary Stampeders as assistant general manager and director of player personnel for three seasons, including their 2002 Grey Cup championship campaign.

Before joining the Black and Gold, O'Billovich served as the B.C. Lions' Director of Player Personnel, a role he held from 2003 until his appointment as Ticats general manager.

Bob was an outstanding athlete at the University of Montana and was the only varsity athlete to earn three varsity letters in football, basketball and baseball, serving as a captain in all three sports. He was voted the school's Athlete of the Decade between the years 1960 and 1970 and was inducted into the Grizzly Hall of Fame in 1993.

Bob and his wife Judy have three children, Tracy, Jodi and Coy.

COACHING STAFF

CLUB DIRECTORY

VETERAN PLAYERS

FIRST YEAR PLAYERS

GAME RECAP

RECORDS

HISTORY



George Cortez

HEAD COACH AND DIRECTOR OF FOOTBALL OPERATIONS

George Cortez was named the 21st head coach in Tiger-Cats history on January 7, 2012.

A veteran coach with over three decades of coaching experience under his belt, Cortez has a rich Canadian Football League pedigree and has been a part of four Grey Cup championship teams.

Cortez joins the Ticats after two seasons in the NFL as the Buffalo Bills quarterbacks coach. Prior to his tenure with the Bills, Cortez spent 18 seasons with four teams in the Canadian Football League and four years in the NCAA as the offensive coordinator and quarterbacks coach at the University of California-Berkeley.

At Cal, Cortez aided in the development of Super Bowl XLV MVP Aaron Rodgers and Kyle Boller - both first round NFL draft picks. During his four seasons (2002-05) at Cal, the Bears offence registered three of their four highest scoring seasons in school history up to that time and claimed the Pac-10 rushing title in 2003 and 2004. In 2004, Cal's offence finished with the fifth-most offensive yards per game (492.4) in the nation while ranking seventh in points scored (36.8).

Cortez's most recent CFL stint was 2007-2009 when he served as offensive coordinator and associate head coach of the Calgary Stampeders. During his three seasons at the helm of Calgary's offence, the Stamps finished near the top in virtually every offensive category.

The Stampeders offence had a banner year under Cortez in 2008, as Henry Burris would earn the West Division Most Outstanding Player award after throwing for 5,094 yards and 39 touchdowns while Joffrey Reynolds won the league rushing title with 1,310 yards. Burris would also be named the Grey Cup MVP after totaling 443 yards of offence in Calgary's championship win over the Montreal Alouettes.

During his first tenure (1998-2001) as the Stampeders offensive coordinator, Cortez's offences in Calgary led the CFL in seven or more offensive categories for four straight seasons.

All together, Cortez has spent 11 seasons over three stints with the Stampeders as well as two years with the Ottawa Rough Riders and four years with the Montreal Alouettes and one with the Saskatchewan Roughriders, earning four Grey Cup rings along the way. Over the course of his 18 seasons in the CFL, Cortez has served as associate head coach, offensive coordinator, special teams coordinator, quarterbacks coach, offensive line coach, running backs coach, defensive line coach, and defensive backs coach.

Cortez is credited with orchestrating some of the CFL's most prolific offences and playing an integral role in the development of celebrated CFL quarterbacks Jeff Garcia, Dave Dickenson and Henry Burris. All three pivots would go on to play in the NFL, with Garcia earning a spot in the Pro Bowl with the San Francisco 49ers.



Cortez has also made coaching stops at Southern Methodist University, Lamar University and Rice University in various offensive roles.

Cortez, a native of Port Arthur, Texas, began his coaching career at Houston's C.E. King High School in 1973 after graduating from Texas A&M with a B.S. in physical education.

George has been married to his wife, Connie, for 27 years. Connie taught high school English for 20 years, has been in full time church ministry, and is currently a trained spiritual director. She is an avid bird watcher and enjoys scrapbooking and card making. George and Connie do not have any children, but enjoy their cocker spaniel, Lexi.

COACHING HISTORY

2012	Head Coach/Dir. of Football Ops	Hamilton Tiger-Cats
2010-11	Quarterbacks Coach	Buffalo Bills
2007-09	Offensive Coordinator/Associate HC	Calgary Stampeders
2006	Offensive Line Coach	Saskatchewan Roughriders
2002-05	Offensive Coordinator/QBs	California
1998-2001	Offensive Coordinator/QBs	Calgary Stampeders
1997-98	Defensive Backs	Calgary Stampeders
1995-96	Quarterbacks	SMU
1992-94	Offensive Line	Calgary Stampeders
1990-91	Defensive Line/Special Teams	Ottawa Rough Riders
1988-89	Offensive Line	Lamar
1987	Running Backs	Lamar
1986	Defensive Line	Montreal Alouettes
1984-85	Running Backs	Montreal Alouettes
1979-82	Offensive Line	Rice
1973-78	Assistant Coach	King High School (TX)

COACHING STAFF

CLUB DIRECTORY


VETERAN PLAYERS

FIRST YEAR PLAYERS

GAME RECAP

RECORDS

HISTORY



Casey Creehan

DEFENSIVE COORDINATOR

CASEY CREEHAN
DEFENSIVE COORDINATOR

Casey Creehan joins the Tiger-Cats as defensive coordinator after spending two seasons with the Winnipeg Blue Bombers.

Creehan served as linebackers and defensive line coach with Winnipeg, overseeing a unit that was a part of one of the league's stingiest defences to a Grey Cup appearance in 2011. In 2010, the Bombers defence led the league in several categories, including fewest yards of net offence, fewest first downs and most quarterback sacks. In 2011, the Bombers once again led the CFL with 55 sacks while allowing a league-low 301.1 yards of offence per game.

Prior to his one-year tenure as defensive line coach at Eastern Michigan in 2009, Creehan spent one year (2008) with the Montreal Alouettes as linebackers coach and four years (2004-07) with the Calgary Stampeders as defensive line coach.

He began his coaching career as a defensive assistant at Lehigh University in 1999, helping the Mountain Hawks capture the Patriot League championship. After serving as wide receivers and tight ends coach at Clarion University and tight ends and special teams coach at Southern Illinois University in 2000, Creehan spent two seasons at Clarion as their linebackers and special teams coach, as well as the team's strength and conditioning coach. In 2002, Creehan's special teams blocked 12 kicks and reduced the opponents' average kickoff return by 50%. Creehan also decreased the defensive statistical totals in every category, increased the linebackers' production in every defensive category and coached several All-Conference linebackers.

As a player, Creehan suited up at linebacker for Grove City College, where he was a standout defensive player and captain of the 1998 Presidents Athletic Championship team. He was named to the All-Eastern Collegiate Athletic Conference team in 1998 earned All-Presidents Athletic Conference honours in 1997 and 1998. In 1998, he set Grove City's single-season tackles record with 126 stops.

A native of Pittsburgh, Pennsylvania, Creehan earned his bachelor's degree in political science from Grove City in 1999 and completed his master's degree in health and physical education at Emporia State University in May, 2006. Creehan's father, Denny, served as the Ticats defensive coordinator in 2008 and is currently the athletic director at Alderson-Broadbudd College.

Creehan and his wife Lori have been married since May 2011.



COACHING STAFF

COACHING HISTORY

2012	Hamilton Tiger-Cats	Defensive Coordinator
2011	Winnipeg Blue Bombers	Defensive Line Coach
2010-11	Winnipeg Blue Bombers	Linebackers Coach
2009	Eastern Michigan University	Defensive Line Coach
2008	Montreal Alouettes	Linebackers Coach
2004-07	Calgary Stampeders	Defensive Line Coach
2003	James Madison University	Defensive Ends/Special Teams
2001-02	Clarion University	Linebackers/Special Teams
2000	Southern Illinois University	Tight Ends/Special Teams
2000	Clarion University	Wide Receivers/Tight Ends Coach
1999	Lehigh University	Defensive Assistant



CLUB DIRECTORY

VETERAN PLAYERS

FIRST YEAR PLAYERS

GAME RECAP

RECORDS

HISTORY

COACHING STAFF

CLUB DIRECTORY

VETERAN PLAYERS

FIRST YEAR PLAYERS

GAME RECAP

RECORDS

HISTORY



Jim Daley

SPECIAL TEAMS COORDINATOR

Jim Daley brings a wealth of CFL knowledge to the Tiger-Cats staff in 2012 as the team's new special teams coordinator.

Daley has served in several capacities throughout his extensive CFL coaching career, including tenures as head coach with the Winnipeg Blue Bombers in 2004-05 and Saskatchewan Roughriders from 1996-98. In 1997, Daley led the Riders to a Grey Cup berth.

Most recently, he assumed the role of special teams coordinator with the Roughriders in 2010, helping Saskatchewan reach the Grey Cup final.

In 2007, Daley accepted a role as Senior Advisor of Football Operations and Officiating with the CFL head office, before returning to the coaching ranks as defensive coordinator

and defensive line coach with the Edmonton Eskimos in 2009.

In 2004, he joined the Winnipeg Blue Bombers as special teams coordinator and defensive line coach before taking over as head coach on an interim basis. His CFL coaching career has also seen stops with the Calgary Stampeders and Ottawa Rough Riders in various roles. Daley earned a Grey Cup ring in 2001 as defensive line coach with the Stampeders.

Before joining the pro ranks, the Ottawa native spent six seasons (1985-90) as head coach at the University Ottawa, where he was named the OQIFC Coach of the Year twice. He's also been the head coach of the CJFL's Ottawa Sooners, leading them to a National Championship in 1984.

COACHING HISTORY

2012	Special Teams Coordinator	Hamilton Tiger-Cats
2010	Special Teams Coordinator	Saskatchewan Roughriders
2009	Defensive Coordinator/DL Coach	Edmonton Eskimos
2005	Head Coach	Winnipeg Blue Bombers
2004	Special Teams Coordinator/DL Coach	Winnipeg Blue Bombers
	Interim Head Coach	
2003	Defensive Coordinator	Calgary Stampeders
2000-02	Defensive Line Coach	Calgary Stampeders
1996-98	Head Coach	Saskatchewan Roughriders
1994-95	Defensive Coordinator	Saskatchewan Roughriders
1992-93	Special Teams Coordinator/DL Coach	Ottawa Rough Riders
1991	Running Backs/Special Teams Coach	Ottawa Rough Riders
1985-1990	Head Coach	University of Ottawa
1982-1984	Head Coach	Ottawa Sooners (CJFL)
1979-81	Special Teams Coordinator/DL Coach	Carleton University
1978-81	Defensive Coordinator/LBs Coach	St. Pius X High School
1976-77	Head Coach	St. Pats High School



COACHING STAFF



Jeremaine Copeland

RECEIVERS COACH

Jeremaine Copeland enters the coaching ranks in 2012 after an outstanding 11-year career as a player in the CFL.

In 188 games over 11 seasons, Copeland registered 622 receptions, 75 touchdowns and became just the 15th player in Canadian Football League history to total over 10,000 receiving yards. He was named a divisional all-star three times and a CFL all-star twice during his career.

His CFL career began with the Montreal Alouettes in 2001, where he would play four seasons and compete in two Grey Cup finals, winning one in 2002 before signing with the Calgary Stampeders in 2005. In Calgary, Copeland teamed with Henry Burris as one of the league's top receiving tandems and was a key member of the Stampeders 2008 Grey Cup championship squad. After five years in Calgary, Copeland was dealt to the Toronto Argonauts in 2010 and

would finish off his career with two seasons in double blue.

Prior to beginning his CFL career, Copeland spent time with the NFL's Tennessee Titans and Dallas Cowboys, as well NFL Europe's Barcelona Dragons and the XFL's Los Angeles Xtreme.

During his collegiate career at Tennessee, he initially suited up as a quarterback, backing up Peyton Manning, before he transitioned to receiver. Copeland helped Tennessee capture a national championship in 1998.

Copeland, a Harriman, Tennessee native, where his two older sons Jerome and Trezdin live, currently resides in Burlington with his wife Talia and their sons Isaiah and Micah.

COACHING HISTORY

2012	Hamilton Tiger-Cats	Receivers Coach
------	---------------------	-----------------

COACHING STAFF

CLUB DIRECTORY

VETERAN PLAYERS

FIRST YEAR PLAYERS

GAME RECAP

RECORDS

HISTORY



Doug Malone

OFFENSIVE LINE COACH

Doug Malone returns for his second season as the Tiger-Cats offensive line coach in 2012.

Before joining the Ticats, Malone spent three seasons at Presbyterian College in Clinton, South Carolina as interim head coach and offensive coordinator. He joined Presbyterian College after one season as the offensive coordinator at Western Carolina.

Malone served as a guest coach with the Calgary Stampeders during their 2010 training camp.

From 1999-2006, Malone coached at Tennessee Tech, serving seven seasons as Offensive Coordinator before assuming the role of interim Head Coach in 2006. The Golden Eagles posted record-setting seasons in 2001 and 2002, becoming only the second offensive unit in school

history to boast a 2,000-yard passer and 1,000-yard rusher. He also served as Assistant Athletics Director in the athletics department during his tenure at Tennessee Tech.

Malone also spent a total of 13 years at Wingate, serving eight seasons as offensive coordinator before leading as Head Coach for five years. In 1997, he led the Bulldogs to an 8-3 record, establishing a new school mark for wins.

He began his coaching career as a graduate assistant at UTEP, where he worked with the offensive line, before joining California State University as their linebackers coach and kicking game coordinator.

Malone holds a bachelor's degree in physical education and health from Carson-Newman College and a master's degree in sports sciences from the United States Sports Academy.

A native of Greeneville, Tennessee, Malone and his wife, Jenny, have two daughters, Megan and Molly, and one son, Derek. They also have one granddaughter, Kenry.

COACHING HISTORY

2011-12	Offensive Line Coach	Hamilton Tiger-Cats
2010	Interim Head Coach	Presbyterian College
2008-10	Offensive Coordinator	Presbyterian College
2007	Offensive Coordinator	Western Carolina
2006	Interim Head Coach	Tennessee Tech
1999-2005	Offensive Coordinator	Tennessee Tech
1994-98	Head Coach	Wingate
1986-93	Offensive Coordinator	Wingate
	Linebackers Coach	California State University
	Assistant Coach	UTEP



COACHING STAFF



Doug Sams

RECEIVERS COACH

Doug Sams begins his first season as quarterbacks coach with the Hamilton Tiger-Cats in 2012. A veteran coach with almost three and a half decades of experience in professional and US college football, Sams returns to the CFL after most recently serving as offensive coordinator at Edinboro University in 2011.

Before a four-year stint as offensive coordinator and quarterbacks coach at Delaware State and a one-year stint as offensive line coach at Stanford, Sams spent 14 years as a head coach at Northern Michigan (2002-05) and Fairmont State (1992-2001). At Fairmont State, he compiled an overall record of 53-47 and led the Fighting Falcons to championships in 1996 and 2000. He was named the West Virginia Intercollegiate Athletic Conference Coach of Year in 1996.

Sams previous CFL stints came as offensive coordinator with the Ottawa Rough Riders from 1989-91, defensive line coach and special teams coordinator with the Grey Cup champion Edmonton Eskimos in 1987 and offensive line coach with the Montreal Alouettes in 1986. Sams' previous CFL experience includes stints as a guest coach with Hamilton in 1982 and Edmonton from 1984-85.

Sams' coaching career began in 1978, when he served as a part-time defensive line coach at Oregon State. He followed up that experience with stops at Northern Iowa and Idaho State in various capacities on the offensive side of the ball before heading north to the CFL.

Sams and his wife, Brenda, have three daughters - Christina Reed, Tisha Haught and Kate. Sams earned his Bachelor's degree at Oregon State in 1978 and a Master's degree from Idaho State in 1984.

COACHING HISTORY

2012	Quarterbacks Coach	Hamilton Tiger-Cats
2011	Offensive Coordinator	Edinboro University
2007-10	Offensive Coordinator/QBs Coach	Delaware State
2006	Offensive Line Coach	Stanford University
2002-05	Head Coach	Northern Michigan
1992-2001	Head Coach	Fairmont State
1989-91	Offensive Coordinator	Ottawa Rough Riders
1988	Head Coach	Urbana University
1987	Defensive Line Coach/Special Teams	Edmonton Eskimos
1986	Offensive Line Coach	Montreal Alouettes
1984-85	Offensive Line Coach	Idaho State
1983	Tight Ends Coach	Idaho State
1980-82	Offensive Line Coach	Northern Iowa
1979	Wide Receivers Coach	Northern Iowa
1978	Defensive Line Coach	Oregon State

COACHING STAFF

CLUB DIRECTORY

VETERAN PLAYERS

FIRST YEAR PLAYERS

GAME RECAP

RECORDS

HISTORY



Ryan Sheahan

RUNNING BACKS COACH

Ryan Sheahan joins the CFL coaching ranks in 2012 after spending the last four years as an assistant at Queen's University.

In 2011, Sheahan was named the Assistant Offensive Coordinator at Queen's, specializing with the quarterbacks. In addition to his coaching role, he served as the team's video coordinator. Previously Sheahan had worked exclusively with the Golden Gaels' quarterbacks and played a key role in the development of Danny Brannagan, who would spend the 2010 season with the Toronto Argonauts. Queen's captured the 2009 Vanier Cup championship, with Brannagan taking MVP honours.

Sheahan also served as a guest coach at the B.C. Lions training camp in 2011.

As a player, Sheahan spent four years (2000-04) at quarterback at Queen's, sharing starting duties in 2004 while also contributing as the team's kicker. After his CIS career, Sheahan ventured to Denmark, where he served as a player/coach with the Esbjerg Hurricanes in Denmark's semi-professional league.

Sheahan is the son of longtime CIS coach Pat Sheahan.

COACHING HISTORY

2012	Running Backs Coach	Hamilton Tiger-Cats
2011	Assistant Offensive Coordinator/QBs Coach	Queen's
2008-10	Quarterbacks Coach/Video Coordinator	Queen's
2006	Player/Coach	Esbjerg Hurricanes (Denmark)
2005	Offensive Coordinator	Limestone Sr. Grenadiers (OVFL)



COACHING STAFF

Nelson Martin

DEFENSIVE BACKS COACH

Nelson Martin takes over as the Tiger-Cats defensive backs coach in 2012 after working with the secondary as a guest coach at the Ticats 2011 training camp.

Last year, Martin served as a defensive assistant at the University of Ottawa after spending two seasons as defensive backs coach with the Saskatchewan Roughriders. Under Martin's guidance, Riders safety James Patrick was named a West Division and CFL All-Star after leading the league with nine interceptions in 2009.

Martin spent the 2007 season with the University of Toronto, overseeing the Varsity Blues defensive backs. He made his CFL coaching debut as a special teams assistant with the Ottawa Renegades in 2003, a position he would hold for two seasons. In 1994, he served as a guest coach with the Toronto Argonauts.



As a player, he enjoyed a seven-year CFL career with the B.C. Lions after they selected him with the fifth overall pick in the 1981 Canadian Draft. Martin was the Lions starting safety for five of his seven seasons and retired after being named the West Division Most Outstanding Canadian in 1987. During his career, he helped B.C. make the West Final six times and the Grey Cup final twice, winning a championship in 1985.

Martin and his wife, Pilar, have three children; sons Adrian and Miguel, and daughter Camila.

COACHING HISTORY

2011	Defensive Assistant	University of Ottawa
2009-10	Defensive Backs Coach	Saskatchewan Roughriders
2007	Defensive Backs Coach	University of Toronto
2003-04	Special Teams Assistant	Ottawa Renegades
2002	Defensive Coordinator	Buffalo Warriors (Ohio Valley FL)

COACHING STAFF

CLUB DIRECTORY

VETERAN PLAYERS

FIRST YEAR PLAYERS

GAME RECAP

RECORDS

HISTORY



John Zamberlin

LINEBACKERS COACH

John Zamberlin begins his first season as linebackers coach with the Tiger-Cats in 2012.

In 2011, Zamberlin served as defensive tackles coach at Weber State following a four-year stint as head coach at Idaho State.

Prior to coaching at Idaho State, Zamberlin was the head coach at Central Washington for ten seasons, compiling a 63-41 overall record.

Zamberlin also spent two seasons as the defensive coordinator at Richmond after stints as a defensive assistant at Eastern Washington and Massachusetts.

Before beginning his career as a coach, Zamberlin played linebacker for six seasons in the NFL, suiting up for 78 total games with the New England Patriots (1979-82) and the Kansas City Chiefs (1983-84). The Patriots selected Zamberlin in the fifth round of the 1979 NFL Draft after he completed his collegiate career at Pacific Lutheran University.

Zamberlin and his wife Mary Ellen have four children; Meagan 26, Kyle 22, Kenny 13 and Kasey 10.

COACHING HISTORY

2011	Defensive Tackles Coach	Weber State
2007-10	Head Coach	Idaho State
1997-2006	Head Coach	Central Washington
1995-96	Defensive Coordinator	Richmond
1992-94	Defensive Assistant	Eastern Washington
1987-90	Defensive Assistant	Massachusetts



COACHING STAFF



Paul Osbaldiston

ASSISTANT SPECIAL TEAMS COACH

Paul Osbaldiston joins the Tiger-Cats coaching staff as Assistant Special Teams Coach after a legendary playing career in Black and Gold. Last season, Osbaldiston worked as a consultant with kickers Justin Medlock and Josh Maveety.

In 18 seasons (1986-2003) as a player, 'Ozzie' established himself as one of the most prolific kicker and punters ever to suit up in the Canadian Football League. On top of playing the most games (296) and most points (2,856) in Ticats history, Osbaldiston owns 18 other team records in various kicking and punting categories, and occupies every spot on the team's top-10 single-season scoring list.

Osbaldiston helped the Ticats reach four Grey Cup finals, capturing titles in 1986 and 1999.

He currently resides in Stoney Creek with his wife Lisa and their children Evan and Julian.



Grant Schelske

DEFENSIVE ASSISTANT



FOOTBALL OPERATIONS



Joe Womack

DIRECTOR OF PLAYER PERSONNEL

Joe Womack joined the Tiger-Cats football operations staff in 2011 after four seasons with the Saskatchewan Roughriders, most recently as their Director of U.S. Scouting.

During his tenure in Saskatchewan, Womack also served as the Riders' Director of Player Personnel and the team's strength and conditioning coach.

Before joining the Roughriders in 2007, the Baton Rouge, Louisiana native spent eight years in the NFL as a scout with the Philadelphia Eagles, Washington Redskins and the NFL Combine.

As a player in the 1970s, he suited up with the CFL's Winnipeg Blue Bombers and Calgary Stampeders, the NFL's Denver Broncos as well as World Football League teams in Chicago and San Antonio.

Following his playing career, Womack joined the Roughriders as Director of Scouting in 1982. He would later move on to work for the CFL as Director of Scouting and the B.C. Lions and Director of College Scouting.

Womack is a graduate of Louisiana State University, where he was a multi-sport participant and received his Masters in Sports Management from the United States Sports Academy.

FOOTBALL OPERATIONS

CLUB DIRECTORY

VETERAN PLAYERS

FIRST YEAR PLAYERS

GAME RECAP

RECORDS

HISTORY



Shawn Burke

DIRECTOR OF FOOTBALL ADMINISTRATION

Shawn Burke was appointed Director of Football Administration in March of 2011 after serving as Director of Community Relations and Communications, where he created and oversaw the many community initiatives run by the Tiger-Cats and supervised the team's communications department

In his new role, Burke will supervise the football operations support staff, organize the team's travel arrangements, assist with contractual issues, plan and implement training camp and coordinate free agent workouts and camps.

Burke joined the Ticats organization in 2007 after spending the previous four years with Maple Leaf Sports and Entertainment. Shawn started with the Raptors Foundation, running their 50/50 program and assisting with numerous charity events. In 2005, he became Coordinator of Youth and Minor Hockey Development for the Toronto Maple Leafs, where his aim was to grow the game of hockey throughout

Canada.

A graduate of the Durham College Sports Administration program, Shawn is a native of Guelph and enjoys golf and travel in his free time.



FOOTBALL OPERATIONS



Danny McManus

HEAD U.S. SCOUT

Danny McManus entered his first season as the Tiger-Cats Head U.S. Scout in 2011. He joined the Ticats staff in 2008 as an Offensive Assistant before assuming the role of Southeast Regional Scout for two years.

As a player, McManus enjoyed one of the Canadian Football League's most illustrious careers, spending 17 seasons with the B.C. Lions, Winnipeg Blue Bombers, Edmonton Eskimos, Hamilton Tiger-Cats and Calgary Stampeders.

McManus played eight seasons with the Ticats, breaking several team passing records including career passing yards (33,841), career touchdown passes (164), career pass completions (2,368) and single season passing yards (5,334). In 1999, he enjoyed his finest season in Black and Gold, earning the CFL Most Outstanding Player award, was named both a CFL and East Division All-Star and was named

Most Valuable Player in the team's 1999 Grey Cup victory.

At the time of his retirement, McManus finished his career second in all-time CFL passing yards with 53,255, and ranked second with 6,689 pass attempts and 3,640 pass completions. He also finished sixth all-time in regular season games with 298 while suiting up in 18 playoff games and Grey Cups. He won three Grey Cup titles with three separate teams in 1990 (Winnipeg), 1994 (B.C.) and 1999 (Hamilton).

Before joining the Ticats staff, McManus spent one season as an analyst for TSN's CFL broadcast coverage.

FOOTBALL OPERATIONS

CLUB DIRECTORY

VETERAN PLAYERS

FIRST YEAR PLAYERS

GAME RECAP

RECORDS

HISTORY



Drew Allemang

COORDINATOR, CANADIAN PLAYER
DEVELOPMENT/ HEAD CANADIAN SCOUT

Drew begins his second season as Coordinator of Canadian Player Development and Head Canadian Scout in 2012 after previously spending two years as Coordinator of Football Operations.

Allemang worked as the team's Assistant Equipment Manager in 2008 while volunteering with the personnel department.

Drew's father, Marv Allemang played on the offensive line with the Ticats in 1978 and from 1982-1986, playing a key role in Hamilton's Grey Cup Championship in 1986. Drew's Uncle, Kent Carter also played for the Tiger-Cats from 1976-78.



Colin Farquharson

VIDEO COORDINATOR

Colin is entering his 14th season in the CFL and his sixth with the Tiger-Cats. As video coordinator, his responsibilities include the production and editing of all Ticats practice and home game footage, as well as producing and preparing all game preparation films for the players and coaching staff.

Before joining the Black and Gold, Colin spent seven seasons in Montreal where he served as the Alouettes Head Video Coordinator. During that time, Colin was a part of five Grey Cup Games and owns a championship ring from the Alouettes victory in 2002. In 1999, he began his CFL career as the Video Coordinator for the Toronto Argonauts.

Colin graduated from the University of Windsor with an Honors B.A. in Communication Studies and also played on the school's rugby team. Born in Chatham, Colin was raised

in Blenheim, and currently resides in Hamilton with his wife Marjorie.



Matt Allemang

ASSISTANT VIDEO COORDINATOR



Drew Strohschein

EQUIPMENT MANAGER

Drew Strohschein begins his second season as the Tiger-Cats Equipment Manager in 2012 after working with the team as an assistant for two seasons.

Drew, a Hamilton native, originally began helping the equipment staff in 2002 at the age of 14 and has also served as equipment manager with the McMaster Marauders.

Drew studied Sport Management at West Virginia and Brock University.

FOOTBALL OPERATIONS

CLUB DIRECTORY

VETERAN PLAYERS

FIRST YEAR PLAYERS

GAME RECAP

RECORDS

HISTORY



Gary Carrotte

ASSISTANT EQUIPMENT MANAGER



Carly Vandergrient

HEAD ATHLETIC THERAPIST



Adam Ellwood

ASSISTANT ATHLETIC THERAPIST

FOOTBALL OPERATIONS



Darrell Adams

STRENGTH AND CONDITIONING COACH



Dr. David Levy

TEAM DOCTOR



Tamara Hinic

COORDINATOR, FOOTBALL ADMINISTRATION



SHIFT_

WE WON
IN '99
AND WE'LL WIN
THE 100™



2012 Nissan
FRONTIER PRO-4X

This year we're all driven by the 100th Grey Cup*
Drive your team to victory at [facebook.com/NissanCanada](https://www.facebook.com/NissanCanada)



Collins Nissan
155 Scott Street
St. Catharines, ON L2N 1H3
(905) 646-9999
www.collins.nissan.ca


Parkway Nissan
191 Centennial Parkway North
Hamilton, ON L8E 1H8
(905) 667-9001
www.parkway.nissan.ca

Plaza Nissan
1545 Upper James Street
Hamilton, ON L9B 1K2
(905) 389-3588
www.plaza.nissan.ca

™Trade-mark of the Hamilton Tiger-Cats Football Club. *Registered trade-mark of the Canadian Football League. The Nissan names, logos, product names, feature names, and slogans are trademarks owned by or licensed to Nissan Motor Co. Ltd. and/or its North American subsidiaries.

HAMILTON TIGER-CATS

Veteran Players



Joe Zuger - 8 touchdown passes
— Oct. 15th, 1962 —





3
DB

BESWICK
MARC

HT	WT	BIRTHDATE	CFL/TICATS
6.01	198	23-JAN-83	5/4
COLLEGE			STATUS
SAINT MARY'S			NI

Acquired: Signed as a free agent on June 27, 2009.

Career

2011: Played in all 18 regular season games in his third season as a Tiger-Cat...led the CFL in special teams tackles with 27. **Playoffs:** Played in both of the Ticats playoff games.

2010: Played in all 18 games in his second season as a Tiger-Cat...led the team with 22 special teams tackles. **Playoffs:** Played in the Ticats Eastern Semi-Final loss to Toronto.

2009: Played in 13 games in his first season as a Tiger-Cat...was on the injured list for five weeks...made his Ticats debut on July 1 against Toronto... was released by the Blue Bombers on May 15. **Playoffs:** Played in the Ticats East Semi-Final loss to B.C.

2008: Was selected by the Winnipeg Blue Bombers in the fourth round (31st overall) of the 2008 CFL Canadian Draft... made his CFL debut on August 1 at Toronto. **Playoffs:** Played in Winnipeg's East Semi-Final loss to Edmonton.

CFL Firsts & Mosts

First CFL Game: Aug. 1/08 @ TOR
First CFL Def. Tackle: Sep.26/08 vs. EDM

Most Defensive Tackles/Game: 3 (Oct. 18/08 @ CGY)
Most Special Teams Tackles/Game: 4 (Oct. 31/09 vs. SSK)

Most Defensive Tackles/Season: 5 (2008)
Most Special Teams Tackles/Season: 27 (2011)

College / Personal

College: Played two seasons (2006-07) at Saint Mary's...recorded 40 defensive tackles (33 solo), five interceptions, two forced fumbles, two fumble recoveries and four pass breakups in 10 games...also returned two punts for 45 yards and one touchdown and 28 kickoffs for 711 yards...transferred from Butte Junior College, where he played three seasons.

Personal: Played for the Abbotsford Airforce of the Canadian Junior Football League.

Regular Season Statistics

YEAR	TEAM	GP	DT	ST	QS	TFL	FF	FR	YDS	TDS	INT	YDS	TDS	KD
2008	WPG	6	6	1	0	1	0	0	0	0	0	0	0	0
2009	HAM	13	0	20	0	0	0	1	15	0	0	0	0	0
2010	HAM	18	0	22	0	0	0	0	0	0	0	0	0	1
2011	HAM	18	0	27	0	0	0	1	0	0	0	0	0	0
Totals		55	6	70	0	1	0	2	15	0	0	0	0	1

Playoff Statistics

YEAR	TEAM	GP	DT	ST	QS	TFL	FF	FR	YDS	TDS	INT	YDS	TDS	KD
2008	WPG	1	0	0	0	0	0	0	0	0	0	0	0	0
2009	HAM	1	0	1	0	0	0	0	0	0	0	0	0	0
2010	HAM	1	0	0	0	0	0	0	0	0	0	0	0	0
2011	HAM	2	0	4	0	0	0	0	0	0	0	0	0	0
Totals		5	0	5	0	0	0	0	0	0	0	0	0	0





0
FB

**BROWN
DARCY**

HT	WT	BIRTHDATE	CFL/TICATS
6.04	251	29-MAY-86	4/4
COLLEGE			STATUS
SAINT MARY'S			NI

Acquired: Selected by the Ticats in the first round (6th overall) of the 2009 CFL Canadian Draft

Career

2011: Started all 18 games in his third season with the Tiger-Cats. **Playoffs:** Played in both of the Ticats playoff games.

2010: Started all 18 games in his second season with the Tiger-Cats. **Playoffs:** Played in the Ticats Eastern Semi Final loss to Toronto.

2009: Played in 13 games during his rookie season after the Tiger-Cats selected him with the sixth overall pick in the 2009 CFL Canadian Draft...made two special teams tackles...made his CFL and Ticats debut on July 1 against Toronto.

CFL First/Mosts

First CFL game: August 8/09 vs EDM

First Rec.: August 20/10 @ TOR

College / Personal

College: Played three seasons (2006-08) at Saint Mary's...played 17 games...caught 27 passes for 489 yards and six touchdowns...carried the ball seven times for 128 yards and a touchdown...played in SMU's 2007 Vanier Cup loss to Manitoba...was a member of the 2007 and 2008 AUS championship teams...played in the 2008 East West Bowl...won the 2007 team "Unsung Hero" award.

Personal: Played with the OVFL's Mississauga Warriors...won the OVFL championship and was named an OVFL all-star in 2004...was a team captain in 2004 and 2005...attended The Woodlands High School in Mississauga where he was named 2004 Offensive MVP...was team captain in 2003 and 2004.

Regular Season Statistics

YEAR	TEAM	GP	REC	RECEIVING				ATT	RUSHING			
				YDS	AVG	LG	TD		YDS	AVG	LG	TD
2009	HAM	13	0	0	0.0	0	0	0	0.0	0	0	
2010	HAM	18	4	30	7.5	13	0	0	0	0	0	
2011	HAM	18	8	110	13.7	30	0	0	0	0	0	
Total		49	12	140	11.6	30	0	0	0.0	0	0	

Career Special Teams Tackles: 2 in 2009 with Hamilton, 3 in 2010 with Hamilton, 3 in 2011 with Hamilton= 8



36
LB

**BROWN
IKE**

HT	WT	BIRTHDATE	CFL/TICATS
5.11	223	29-APR-85	3/3
COLLEGE			STATUS
CENTRAL MICHIGAN			I

Acquired: Signed as a free agent on May 8, 2009.

Career

2011: Missed the entire season due to injury

2010: Played in nine games in his second season as a Tiger-Cat...recorded his first career quarterback sack on July 31 in Saskatchewan...spent six weeks on the injured list and was on the four-man reserve for three games.

2009: Played in three games in his rookie CFL season with the Tiger-Cats...made his CFL debut on July 31 against B.C....was injured for three weeks and spent 12 weeks on the practice roster.

2008: Signed with the NFL's Atlanta Falcons on April 28...released by the Falcons on August 19.

CLUB DIRECTORY

VETERAN PLAYERS

FIRST YEAR PLAYERS

GAME RECAP

RECORDS

HISTORY



CFL Firsts & Mosts

First CFL Game: July 31/09 vs. B.C.
First CFL Def. Tackle: July 22/10 @ MTL
First CFL Sack: July 31/10 vs. SSK (Darian Durant)

College / Personal

College: Played four seasons (2003-07) at Central Michigan...recorded 207 tackles (97 solo), five quarterback sacks, four forced fumbles and two interceptions...as a senior, he finished second on the Chippewas with 106 defensive tackles while adding 11 tackles for loss, one sack, two interceptions and two fumble recoveries...was an All-MAC second team honoree in 2005...began his collegiate career as a running back, carrying the ball six times for 22 yards in 2003 before converting to safety in 2004 and to linebacker in 2005...was granted an extra year of eligibility (medical hardship) after suffering a season-ending knee injury two games into the 2006 season.

Personal: Son of Michael and Portia Brown...played running back at Bridgeport High School where he set a school record with 1,759 yards rushing and scored 17 touchdowns as a prep senior...was also an all-state honoree as a sprinter on the track and field team...his brother, Jacob, played tight end at Central Michigan...his uncle, Monty Brown, played five seasons in the NFL...majored in sport studies with a minor in athletic coaching at Central Michigan.

Regular Season Statistics

YEAR	TEAM	GP	DT	ST	QS	TFL	FF	FR	YDS	TDS	INT	YDS	TDS	KD
2009	HAM	3	0	2	0	0	0	0	0	0	0	0	0	0
2010	HAM	9	3	10	1	0	1	0	0	0	0	0	0	0
2011	HAM	0	0	0	0	0	0	0	0	0	0	0	0	0
Totals		12	3	12	1	0	1	0	0	0	0	0	0	0



33
BULLOCK
BYRON
LB

HT	WT	BIRTHDATE	CFL/TICATS
6.00	212	4-MAR-87	2/1
COLLEGE			STATUS
SOUTH DAKOTA			I

Acquired: Signed as a free agent on November 1, 2011

Career

2011: Joined the Ticats practice roster on November 2...attended training camp with the Saskatchewan Roughriders and was among the team's final cuts on June 27.

2010: Played in three games with the Saskatchewan Roughriders after signing as a free agent in May...made five defensive tackles and one forced fumble...made two tackles and one quarterback sack in his lone playoff appearance.

CFL Firsts & Mosts

First CFL Game: July 10/10 @ BC
First CFL Def. Tackle: Oct 23/10 vs. EDM

College / Personal

College: Played two years (2008-09) at South Dakota...made 101 defensive tackles in 22 games...transferred from the College of the Canyons, where he made 62 tackles, six quarterback sacks, four interceptions and five forced fumbles in two seasons.

Personal: Born on March 4, 1987 in Inglewood, CA

Regular Season Statistics

YEAR	TEAM	GP	DT	ST	QS	TFL	FF	FR	YDS	TDS	INT	YDS	TDS	KD
2010	SSK	3	5	0	0	0	0	0	0	0	0	0	0	0





1
QB

BURRIS HENRY

HT	WT	BIRTHDATE	CFL/TICATS
6.01	190	4-JUN-75	13/1
COLLEGE			STATUS
TEMPLE			I

Acquired: Acquired in a trade with the Calgary Stampeders in exchange for quarterback Kevin Glenn, offensive lineman Mark Dewit and a conditional draft pick.

Career

2011: Started 14 of 18 games with Calgary...completed 281 of 442 passes for 3,687 yards and 20 touchdowns...ran for 385 yards and four touchdowns...named offensive POTW for week 9 and offensive POTM for August. **Playoffs:** Dressed in one playoff game...entered the West Semi-Final in relief of Drew Tate...threw for 75 yards and ran for 31 yards.

2010: Started all 18 games with the Stampeders...completed 370 of 559 pass attempts for 4,945 yards and a league-leading 38 touchdowns... rushed for 491 yards and three touchdowns...completed a 100-yard touchdown pass to Ken-Yon Rambo on October 1 against Montreal...named the CFL's Most Outstanding Player after earning the Stampeders' nomination for the fourth time...named a West Division All-Star for the third time and a CFLPA All-Star for the second time. **Playoffs:** Started one playoff game, throwing for 229 yards and one touchdown.

2009: Started all 18 games with the Stampeders...completed 339 of 571 passes for 4,831 yards and 22 touchdowns...ran the ball 105 times for 553 yards and a career-high 11 touchdowns...set new Stampeders career passing records for attempts, completions, yards and touchdowns. **Playoffs:** Started two playoff games, throwing for 542 yards and three touchdowns...also rushed for 96 yards.

2008: Started all 18 games with the Stampeders...surpassed the 5,000-yard mark for the first time in his career after completing 381 of 591 pass attempts for 5,094 yards and a career-high 39 touchdowns...carried the ball 87 times for 595 yards and three touchdowns...named the West Division's Most Outstanding Player after being nominated as Calgary's MOP...earned a spot on the West Division All-Star team for the second time. **Playoffs:** Started two playoff games, including Calgary's Grey Cup win over the Alouettes in Montreal...named the Grey Cup MVP after throwing for 328 yards and one touchdown and carrying the ball nine times for 79 yards.

2007: Started 14 games with Calgary...completed 285 of 471 pass attempts for 4,279 yards and a league-leading 34 touchdowns...ran for 623 yards and five touchdowns...missed four games due to injury...named the Stampeders Most Outstanding Player. **Playoffs:** Started one playoff game, amassing 323 passing yards and two touchdowns...also ran for 22 yards.

2006: Started all 18 games with the Stampeders...completed 305 of 537 pass attempts for 4,453 yards and a league-leading 23 touchdowns...ran for 480 yards and five touchdowns...named a CFLPA All-Star. **Playoffs:** Started one playoff game, throwing for 198 yards while running for 37 yards and one touchdown.

2005: Started 15 games in the first season of his second stint with the Calgary Stampeders after signing as a free agent on February 25...completed 265 of 435 pass attempts for 4,290 yards and 23 touchdowns...rushed for 513 yards and nine touchdowns...nominated as Calgary's Most Outstanding Player...named a West Division All-Star. **Playoffs:** Started on playoff game, throwing for 242 yards and running for 25 yards and two touchdowns.

2004: Started 16 of the 18 games he suited up for with the Roughriders...completed 322 of 544 pass attempts for 4,267 yards and 23 touchdowns...ran for 464 yards and seven touchdowns. **Playoffs:** Started two playoff games, throwing for 573 yards and five touchdowns while rushing for 48 yards.

2003: Played in 10 games with the Saskatchewan Roughriders...threw for 130 yards and one touchdown...played with NFL Europe's Berlin Thunder...was released by the NFL's Chicago Bears on July 14. **Playoffs:** Dressed in two playoff games.

2002: Played in six games with the NFL's Chicago Bears...started one game.

2001: Suited up in 10 games with the NFL's Green Bay Packers after signing as a free agent on February 23.

2000: Played in all 18 games, starting 16, with the Saskatchewan Roughriders after signing as a free agent...completed 308 of 576 passes for 4,647 yards and 30 touchdowns...carried the ball 69 times for 188 yards and eight rushing touchdowns...named the Roughriders Most Outstanding Player award nominee.

1999: Played in five games with the Stampeders...made two starts...threw for 529 yards and four touchdowns...also ran for 81 yards...finished the season on the injured list after suffering a knee injury...threw the first touchdown pass of his CFL career on July 22 against Edmonton, a 63-yard completion to Allen Pitts.

1998: Played in all 18 games during his second CFL season in Calgary...completed five of 11 pass attempts for 83 yards in limited action...carried the ball twice for four yards...completed his first-career pass on August 13 against Saskatchewan, a 26-yard pass to Andre Adlain. **Playoffs:** Dressed in two playoff games, including the Stampeders Grey Cup victory over the Tiger-Cats.

CLUB DIRECTORY

VETERAN PLAYERS

FIRST YEAR PLAYERS

GAME RECAP

RECORDS

HISTORY



1997: Played in one game with the Calgary Stampeders after signing as a free agent in May...dressed for one game after spending 10 weeks on the practice roster...did not record a stat.

CFL First/Most/Longest

First CFL Game: Aug. 13/98 vs. SSK
First CFL TD Pass: July 22/99 vs. EDM
Longest Pass: 100 yards (Oct.1/10 vs. MTL, K. Rambo)

Most Passing Yards/game: 469 (August 11/00 vs. HAM)
Most Passing TDs/game: 5 (4 times)
Most Passing Yards/season: 5, 093 (2008)
Most Passing TDs/season: 39 (2008)

College / Personal

College: Played four seasons (1993-96) at Temple...threw for 7,495 yards and 49 touchdowns...set nearly every school passing record while also setting new Big East records for completions (558) and attempts (1,136)...earned second-team All-Big East honours.

Personal: Born May 4, 1975 in Spiro, Oklahoma...Burriss and his wife, Nicole, have two sons; Armand and Barron...was awarded the Scot-Mamini Award as Calgary's Male Athlete of the Year in 2008...has been nominated for the Tom Pate award twice...was selected three times as the Stampeders President's Ring winner in recognition of his contributions on and off the field.

Regular Season Statistics

YEAR	TEAM	GP	PASSING						RUSHING					
			ATT	COMP	PCT	YDS	TD	INT	LG	ATT	YDS	AVG	LG	TD
1997	CGY	1	0	0	0	0	0	0	0	0	0	0	0	0
1998	CGY	18	11	5	45.5	83	0	0	26	2	4	2.0	2	0
1999	CGY	5	60	36	60.0	529	4	4	63	13	81	6.2	16	0
2000	SSK	18	576	308	53.5	4647	30	25	81	68	188	2.8	17	8
2003	SSK	10	24	11	45.8	130	1	0	31	2	16	8.0	9	0
2004	SSK	18	544	322	59.2	4267	23	18	70	84	464	5.5	34	7
2005	CGY	16	435	265	60.9	4290	23	12	70	82	513	6.3	31	9
2006	CGY	18	537	305	56.8	4453	23	18	74	70	480	6.9	21	5
2007	CGY	16	472	285	60.5	4279	34	14	85	85	623	7.3	39	5
2008	CGY	18	591	381	64.5	5094	39	14	85	87	595	6.8	35	3
2009	CGY	18	571	339	59.4	4831	22	16	62	105	552	5.3	30	11
2010	CGY	18	559	370	66.2	4945	38	20	100	70	491	7.0	27	3
2011	CGY	15	442	281	63.6	3687	20	12	81	51	385	7.5	34	4
TOTAL		188	4821	2908	60.3	41,235	257	154	100	719	4392	6.1	39	55

Playoff Statistics

YEAR	TEAM	GP	PASSING						RUSHING					
			ATT	COMP	PCT	YDS	TD	INT	LG	ATT	YDS	AVG	LG	TD
1998	CGY	1	0	0	0	0	0	0	0	0	0	0	0	0
2003	SSK	2	0	0	0	0	0	0	0	0	0	0	0	0
2004	SSK	2	67	43	64.2	574	5	0	41	7	48	6.9	12	0
2005	CGY	1	20	11	55.0	242	0	2	48	7	25	3.6	19	2
2006	CGY	1	32	16	50.0	198	0	4	28	6	37	6.2	13	1
2007	CGY	1	36	20	55.6	323	2	1	54	5	22	4.4	11	0
2008	CGY	1	27	17	63.0	236	1	1	31	9	32	3.6	11	1
2009	CGY	2	66	41	62.1	542	3	3	56	11	22	8.7	21	0
2010	CGY	1	28	19	67.9	229	1	1	36	1	96	1.0	1	0
2011	CGY	1	15	7	46.7	75	0	0	18	5	31	6.2	9	0
TOTAL		13	291	174	58.0	2419	12	12	312	51	313	5.0	97	4

Grey Cup GP: 2 (1 with Calgary in 1998, 1 with Calgary in 2008)





48
LB

CARTER
YANNICK

HT	WT	BIRTHDATE	CFL/TICATS
6.01	205	5-FEB-84	6/4
COLLEGE			STATUS
WILFRID LAURIER			NI

Acquired: Traded from the Saskatchewan Roughriders along with wide receiver Brandon Myles and the Roughriders third selection in the 2009 CFL Canadian Draft in exchange for linebacker Sasha Glavic and the Ticats third selection in the 2009 Draft on May 1, 2009.

Career

2011: Missed the final 14 games of the season due to injury...played in four games in his third season with the Ticats.

2010: Played in all 18 games in his second season as a Tiger-Cat. **Playoffs:** Played in the Ticats Eastern Semi-Final loss to Toronto.

2009: Played in all 18 games in his first season as a Tiger-Cat...finished second on the team in special teams tackles, setting a career-high and the third-highest single-season total in team history...made his Ticats debut on July 1 against Toronto. **Playoffs:** Played in the Ticats Eastern Semi Final loss to B.C.

2008: Played in all 18 games during his second season in Saskatchewan. **Playoffs:** Played in Saskatchewan's West Semi-Final loss to B.C.

2007: Played in 16 games with the Roughriders after they selected him in the third round (20th overall) of the 2007 CFL Canadian Draft.....made his CFL debut on June 29 in Montreal. **Playoffs:** Played in all three of Saskatchewan's playoff games.

CFL Firsts & Mosts

First CFL Game: June 29/07 @ MTL
First CFL Tackle: Oct. 15/10 vs. TOR

Most ST Tackles/Game: 4 (Sept. 13/08 @ B.C.)
Most ST Tackles/Season: 24 (2009)

College / Personal

College: Played four seasons (2004-07) at Wilfrid Laurier...led the CIS in quarterback sacks with 10.5 in 2006...named a CIS and OUA first-team All-Star...helped lead the Golden Hawks to a Vanier Cup championship in 2005...named a team captain.

Personal: Played high school football at St. Mary's in Pickering...was selected to be a part of team Canada at the Global Junior Football Championship in 2003...studied communications at Wilfrid Laurier.


Regular Season Statistics

YEAR	TEAM	GP	DT	ST	QS	TFL	FF	FR	YDS	TDS	INT	YDS	TDS	KD
2007	SSK	16	0	22	0	0	0	0	0	0	0	0	0	0
2008	SSK	18	0	16	0	0	0	1	0	0	0	0	0	0
2009	HAM	18	0	24	0	0	1	0	0	0	0	0	0	0
2010	HAM	18	4	12	0	0	0	0	0	0	0	0	0	0
2011	HAM	4	0	2	0	0	0	0	0	0	0	0	0	0
Totals		74	4	76	0	0	1	1	0	0	0	0	0	0

Playoff Statistics

YEAR	TEAM	GP	DT	ST	QS	TFL	FF	FR	YDS	TDS	INT	YDS	TDS	KD
2007	SSK	3	0	2	0	0	0	0	0	0	0	0	0	0
2008	SSK	1	0	0	0	0	0	0	0	0	0	0	0	0
2009	HAM	1	0	3	0	0	0	0	0	0	0	0	0	0
2010	HAM	1	0	1	0	0	0	0	0	0	0	0	0	0
2011	HAM	0	0	0	0	0	0	0	0	0	0	0	0	0
Totals		6	0	6	0	0	0	0	0	0	0	0	0	0

Grey Cup Appearances: 1 with Saskatchewan in 2007



22
RB

COBOURNE
AVON

HT	WT	BIRTHDATE	CFL/TICATS
5.08	205	6-MAR-79	7/2
COLLEGE			STATUS
WEST VIRGINIA			I

Acquired: Signed as a free agent on June 8, 2012.

Career

2011: Played in 17 games in his first season with the Ticats...his 1,420 yards from scrimmage were good enough for third in the CFL.

2010: Played in 15 games in his fifth season in Montreal...recorded over 100 yards rushing (115) and 100 yards receiving (116) against Toronto on July 29...his 116 receiving yards set a new career-high...helped the Alouettes capture their second consecutive Grey Cup Championship **Playoffs:** Played in two playoff games, including Montreal's Grey Cup win over Saskatchewan.

2009: Played in 16 games during his fourth season with the Alouettes...named an East Division All-Star for the second straight year and a CFL All-Star for the first time...suited up in two playoff games. **Playoffs:** Played in both of Montreal's playoff games, including their Grey Cup victory over Saskatchewan... named Grey Cup MVP after rushing for 85 yards, catching six passes for 64 yards and scoring two touchdowns.

2008: Played in 12 games in his third season as an Alouette...ran for at least 100 yards in six consecutive games... named an East Division All-Star. **Playoffs:** Played in two postseason games, including Montreal's Grey Cup loss to Calgary.

2007: Played in 12 games during his second season in Montreal...scored his career touchdown October 27 at Calgary.

2006: Played in 16 games with the Montreal Alouettes after signing as a free agent on January 23...made his CFL debut on July 6 in Hamilton. **Playoffs:** Suited up in two playoff games, including the Als' Grey Cup loss to BC.

2005: Signed with the NFL's Miami Dolphins on January 19...was released by the Dolphins on May 12.

2004: Spent the season on the Detroit Lions practice roster after suiting up for NFL Europe's Cologne Centurions...carried the ball 134 times for 570 yards while catching 27 passes for 242 yards and one touchdown...returned eight kickoffs for 160 yards.

2003: Signed with the NFL's Detroit Lions on April 28...played in seven games with the Lions...accumulated 27 rushing yards and 30 receiving yards...also returned seven kickoffs for 123 yards.

CFL Firsts & Mosts

First CFL Game: July 6/06 @ HAM
Most Rushing Yards/Game: 193 (Sept. 25/09 @HAM)
First CFL Rushing TD: Oct. 27/07 @ CGY
Most Rushing TD/Game: 2 (4 times)
First CFL Touchdown Rec.: July 19/08 @ SSK
Most Receiving Yards/Game: 116 (July 29/10 vs. TOR)

Regular Season Statistics

YEAR	TEAM	GP	RECEIVING					RUSHING				
			REC	YDS	AVG	LG	TD	ATT	YDS	AVG	LG	TD
2006	MTL	16	2	14	7.0	8	0	7	21	3.0	5	0
2007	MTL	12	8	79	9.9	16	0	33	160	4.8	14	2
2008	MTL	12	66	616	9.3	60	2	145	950	6.6	42	6
2009	MTL	16	56	458	8.2	20	2	224	1214	5.4	43	13
2010	MTL	15	64	556	8.7	47	1	184	956	5.2	27	6
2011	HAM	17	50	459	9.2	38	0	202	961	4.8	46	8
Total		88	244	2173	8.9	60	5	795	4262	5.4	46	35

Playoff Statistics

YEAR	TEAM	GP	RECEIVING					RUSHING				
			REC	YDS	AVG	LG	TD	ATT	YDS	AVG	LG	TD
2006	MTL	2	0	0	0	0	0	1	4	4.0	4	0
2007	MTL	1	4	37	9.3	18	0	11	43	3.9	12	0
2008	MTL	2	7	76	10.8	25	0	24	92	3.8	21	2
2009	MTL	2	8	76	9.5	27	1	31	149	4.8	19	1
2010	MTL	2	7	68	9.7	17	0	32	230	7.1	21	2
2011	HAM	2	9	87	9.6	18	0	23	125	5.4	46	1
Total		11	35	344	9.8	27	1	122	518	5.2	46	6



College / Personal

College: Played four seasons (1999-2002) at West Virginia...finished his career as the Big East conference's all-time leading rusher with 5,164 yards...set a West Virginia record with 1,710 rushing yards in his senior season...earned second team all-Big East honours in 2001.

Personal: Studied marketing and communications at West Virginia.

Grey Cup Appearances (3): 1 with Montreal in 2006, 1 with Montreal in 2008 and 1 with Montreal in 2009.



7
P/K

CONGI LUCA

HT	WT	BIRTHDATE	CFL/TICATS
5.10	190	15-JUN-83	6/1
COLLEGE			STATUS
SIMON FRASER			NI

Acquired: Signed as a free agent on March 22, 2012.

Career

2011: Did not suit up for a game in his sixth season with the Roughriders...spent 10 games, including the first nine of the season, on the injured list and eight on the four man inactive list...was released by the Riders on December 20.

2010: Played in 15 games with the Riders before suffering a knee injury on October 17 against Calgary...hit 26 of 34 field goal attempts (76.5%) and punted twice for 69 yards.

2009: Played in all 18 games during his fourth season with the Roughriders...connected on 33 of 43 field goal attempts (77.0%)...punted 20 times for 788 yards (39.4 average)...named the CFL's Special Teams Player of the Week in week 11 and Special Teams Player of the Month for September.

2008: Played in all 18 regular season games in Saskatchewan...led the CFL in field goal accuracy after hitting 38 of 44 field goal attempts (86.4%)...punted nine times for 343 yards (38.1 average)...named the Roughriders Most Outstanding Special Teams Player for the third consecutive season.

2007: Played in all 18 regular season games in his second season with the Riders...was successful on 31 of 45 field goal attempts (68.9%)...kicked three field goals in the Roughriders Grey Cup victory against Winnipeg...named the Roughriders Most Outstanding Special Teams Player for the second time.

2006: Played in all 18 games during his rookie season with the Saskatchewan Roughriders...connected on 38 of 44 field goal attempts (86.4%)...punted 136 times for 5,167 yards (38.0 average)...earned CFL's Special Teams Player of the Week award in Week 2...named the Roughriders Most Outstanding Rookie and Most Outstanding Special Teams Player.

CFL Firsts & Mosts

First CFL Game: June 16/06 @ BC
First CFL Field Goal: June 16/06 @ BC

Most Field Goals/Game: 7 (July 31/10 vs. HAM)
Most Field Goals/Season: 38 (Twice)
Longest Field Goal: 55 (Oct. 19/08 vs. HAM)

College / Personal

College: Played five seasons (2001-05) at Simon Fraser...kicked 15 field goals and averaged 40.5 yards per punt during his senior season.

Personal: Born June 15, 1983 in Waterloo, Ontario

Regular Season Stats


YEAR	TEAM	GP	FIELD GOALS					PAT		
			ATT	G	PCT	LG	S	ATT	G	PCT
2006	SSK	18	44	38	86.4	53	2	42	42	100
2007	SSK	18	45	31	68.9	50	6	57	57	100
2008	SSK	18	44	38	86.4	55	2	50	50	100
2009	SSK	18	43	33	76.7	49	2	48	47	97.9
2010	SSK	15	34	26	76.5	54	0	41	41	100
TOTAL		87	210	166	79.0	55	12	239	238	99

YEAR	TEAM	NO	KICKOFFS				PUNTING				
			YDS	AVG	LG	S	NO	YDS	AVG	LG	
2006	SSK	83	4089	49.3	74	0	136	5167	38.0	80	
2007	SSK	0	0	0	0	0	0	0	0	0	
2008	SSK	6	307	51.2	66	0	9	343	38.1	50	
2009	SSK	17	931	54.8	69	0	20	788	39.4	71	
2010	SSK	1	21	21.0	21	0	2	69	34.5	42	
TOTAL		107	5348	50.0	74	0	12	167	6367	38.1	80

Playoff Stats

YEAR	TEAM	GP	FIELDGOALS				PAT			
			ATT	G	PCT	LG	S	ATT	G	PCT
2006	SSK	2	5	3	60.0	41	0	5	5	100
2007	SSK	2	12	10	83.3	49	0	3	3	100
2008	SSK	1	4	4	100.0	46	0	0	0	
2009	SSK	1	3	2	66.7	43	0	3	3	100
TOTAL		6	24	19	79.2	49	0	11	11	100

YEAR	TEAM	NO	KICKOFF				PUNTING			
			YDS	AVG	LG	S	NO	YDS	AVG	LG
2006	SSK	11	545	49.5	63	0	15	529	35.3	53
TOTAL		11	545	49.5	63	0	15	529	35.3	53



67

OL

DYAKOWSKI

PETER

HT	WT	BIRTHDATE	CFL/TICATS
6.05	325	19-APR-84	6/6
COLLEGE		STATUS	
LOUISIANA STATE		NI	

Acquired: Selected by the Tiger-Cats in the second round (11th overall) of the 2006 CFL Canadian Draft

Career

2011: Started 17 games in his fifth season with the Tiger-Cats...was nominated by team for Most Outstanding Offensive Lineman

2010: Started all 18 games in his fourth season with the Tiger-Cats. **Playoffs:** Played in the Ticats Eastern Semi-Final loss to Toronto.

2009: Started 15 games in his third season with the Tiger-Cats...missed three games due to injury. **Playoffs:** Played in the Ticats Eastern Semi-Final loss against B.C.

2008: Played in all 18 games during his second season as a Ticat...started 12 games.

2007: Played in 15 games, starting nine, in his rookie season with the Ticats...made his CFL and Ticats debut in Calgary on June 30...signed with the NFL's New Orleans Saints as an undrafted free-agent on April 30...attended the Saints minicamp and was released on June 15.

College / Personal

College: Played four seasons (2003-06) with the Louisiana State University Tigers...started 13 of 27 games during his Tigers career at right tackle...was the first Canadian born player to sign a football scholarship with LSU...was a member of the Tigers national championship team as a freshman.

Personal: Dad is Antony Dyakowski...has two brothers, Alex and Nicholas...attended Vancouver College and played for coach Todd Burnett...did not yield a quarterback sack as a senior...named First-Team All-Canadian and All-Western Canadian...first-team Academic All-Canadian...ranked as the No. 2 offensive lineman in Canada by All-Canada Gridiron...doubled as a defensive lineman...was named Canada's Smartest Person after winning CBC show of the same name in 2012.

Regular Season Statistics

Games Played: 15 with Hamilton in 2007, 18 with Hamilton in 2008, 15 with Hamilton in 2009, 18 with Hamilton in 2010, 17 with Hamilton in 2011 **CFL Total GP – 83**

Playoff Statistics

Games Played: 1 with Hamilton in 2009, 1 with Hamilton in 2010, 2 with Hamilton in 2011 – **CFL Total Playoff GP - 4**





35
LB

EIBEN
KEVIN

HT	WT	BIRTHDATE	CFL/TICATS
6.01	216	28-SEP-79	12/1
COLLEGE			STATUS
BUCKNELL			NI

Acquired: Signed as a free agent on February 15, 2012

Career

2011: Played in 3 games in his eleventh season with the Argonauts...missed the remainder of the 2011 season due to injury.

2010: Played in all 18 regular season games in his tenth season with the Argonauts...named an East Division All-Star for the fifth time in his career...named CFL Canadian Player of the Month for August. **Playoffs:** played in both of the Argos playoff games.

2009: Played in all 18 regular season games in his ninth season with the Argonauts...nominated for Most Outstanding Defensive Player.

2008: Played in 11 games in his eighth season with the Argonauts.

2007: Played in all 18 regular season games in his seventh season with the Argonauts...named an East Division and CFL All-Star for the fourth and third times respectively...nominated for Most Outstanding Canadian...named Canadian Player of the Week, for week 3 and week 16...nominated as an All-Time Argo. **Playoffs:** played in the Argos Eastern Final loss to Winnipeg.

2006: Played in 17 regular season games in his sixth season with the Argonauts...named an East Division All-Star for the third time in his career. **Playoffs:** played in both of the Argos playoff games.

2005: Played in all 18 regular season games in his fifth season with the Argonauts...tied for the lead league in defensive tackles with 113...named an East Division and CFL All-Star for the second time in his career...named East Division Most Outstanding Canadian for the second consecutive season. **Playoffs:** played in the Argos Eastern Final loss to Montreal.

2004: Played in all 18 regular season games in his fourth season with the Argonauts...led the CFL in tackles with 110...named an East Division and CFL All-Star for the first time in his career...named East Division Most Outstanding Canadian (Lew Hayman award)...nominated for Most Outstanding Player, Most Outstanding Canadian and Most Outstanding Defensive Player. **Playoffs:** played in both of the Argos playoff games.

2003: Played in all 18 regular season games in his third season with the Argonauts...led the CFL in special teams tackles with 33. **Playoffs:** played in both of the Argos playoff games.

2002: Played in all 18 regular season games in his second season with the Argonauts...led the team in special teams tackles. **Playoffs:** Played in both of the Argos playoff games.

2001: Drafted in the 4th round (26th overall) by Toronto...spent time on the practice roster and was active for five weeks

CFL Firsts & Mosts

First CFL Game: July 4/01 vs. MTL

First CFL Def. Tackle: July 3/02 vs. MTL

First CFL Sack: July 15/03 vs. WPG

First CFL INT: Sept. 8/03 @ SSK

Most Def. Tackles/Game: 11 (*July 1/10 @ CGY*)

Most Special Teams Tackles/Game: 4 (*twice*)

Most Sacks/Game: 1 (*15 times*)

Most Def. Tackles/Season: 113 (*2005*)

Most Special Teams Tackles/Season: 33 (*2003*)

Most Sacks/Season: 6 (*2007*)

College / Personal

College: Played four years at Bucknell (1997-2000)...started 33 games...tied for single-game interception record with four.

Personal: Son of Laraine and Larry Eiben...owns and operates two SST training facilities in the GTA


Regular Season Statistics

YEAR	TEAM	GP	DT	ST	QS	TFL	FF	FR	YDS	TDS	INT	YDS	TDS	KD
2001	TOR	5	0	6	0	0	0	0	0	0	0	0	0	0
2002	TOR	18	23	19	0	1	1	4	0	0	0	0	0	0
2003	TOR	18	21	33	1	1	1	0	0	2	19	0	2	
2004	TOR	18	110	4	2	1	1	1	0	0	1	1	0	2
2005	TOR	18	113	5	2	7	2	2	58	0	1	19	0	2
2006	TOR	17	81	6	0	2	0	1	0	0	0	0	0	1
2007	TOR	18	91	3	6	2	1	3	6	0	1	22	0	5
2008	TOR	11	56	0	2	0	1	0	0	0	0	0	0	0
2009	TOR	18	90	0	1	2	1	1	0	0	3	9	0	7
2010	TOR	18	101	5	1	3	1	0	0	2	15	0	2	
2011	TOR	3	18	0	0	0	0	0	0	0	0	0	0	0
Totals		162	704	81	15	19	9	12	64	0	10	85	0	23

Playoff Statistics

YEAR	TEAM	GP	DT	ST	QS	TFL	FF	FR	YDS	TDS	INT	YDS	TDS	KD
2002	TOR	2	3	2	0	0	0	0	0	0	0	0	0	0
2003	TOR	2	3	1	0	0	0	0	0	0	0	0	0	0
2004	TOR	2	12	0	1	0	0	0	0	0	0	0	0	0
2005	TOR	1	5	0	0	0	0	0	0	0	0	0	0	0
2006	TOR	2	6	1	0	0	0	0	0	0	0	0	0	0
2007	TOR	1	6	0	2	0	0	2	0	0	0	0	0	0
2010	TOR	2	8	0	0	0	0	0	0	0	0	0	0	0
Totals		12	43	4	3	0	0	2	0	0	0	0	0	0

Grey Cup Appearances: 1 with Toronto (2004)



83

FANTUZ
ANDY

WR

HT	WT	BIRTHDATE	CFL/TICATS
6.04	220	18-DEC-83	7/1
COLLEGE		STATUS	
WESTERN		NI	

Acquired: Signed as a free agent on February 17, 2012

Career

2011: Played four games with the Roughriders...caught 13 passes for 175 yards...spent three weeks on the injured list and two games on the four-man reserve...attended training camp with the NFL's Chicago Bears and was subsequently waived on September 2.

2010: Played in all 18 games in his fifth season win Saskatchewan...set career highs with 87 receptions and 1,380 yards...added six touchdowns...named the CFL's Most Outstanding Canadian Player...named the CFL Canadian Player of the Week four times and the Offensive Player of the Week once...named the CFL Canadian Player of the Month for July, September and October...earned a spot on the CFL and West Division All-Star teams for the first time in his career.

2009: Played in 13 games over the course of his fourth season as a Roughrider...hauled in 67 passes for 882 yards and four touchdowns...named the CFL Canadian Player of the Week three times...earned CFL Player of the Month for October.

2008: Played in seven games with the Roughriders and spent 11 games on the injured list after suffering a broken leg...finished the season with 36 catches for 388 yards and three touchdowns.

2007: Played in 17 games during his second season in Saskatchewan...recorded 56 receptions for 978 yards and a career-high seven touchdowns...earned CFL Canadian Player of the Week accolades in weeks 13, 14 and 16...named the CFL Player of the Month for September...nominated as the Riders Most Outstanding Canadian...named the Most Valuable Canadian in the 2007 Grey Cup after registering 70 receiving yards and one touchdown in the Riders championship win over Winnipeg.

2006: Played in all 18 games in his rookie CFL season with the Saskatchewan Roughriders after being selected in the first round (3rd overall) of the 2006 CFL Canadian Draft...caught 30 passes for 408 yards and three touchdowns...recorded his first career reception on July 22 against Toronto...caught his first career touchdown pass on September 24 against B.C.



CFL First/Most/Longest

First CFL game: June 16/06 @ BC
First Rec.: Jul. 22/06 vs. TOR
First TD: Sept. 24/06 vs. BC (*Kerry Joseph*)
Longest Rec.: 72 yards (Oct. 14/2007 @ HAM, *Kerry Joseph*)

Most Receptions/game: 12 (Nov. 7/09 vs. CGY)
Most Rec. Yards/game: 240 (Oct. 14/2007 @ HAM)
Most Rec. TDs/game: 3 (Oct. 14/2007 @ HAM)

Most Receptions/season: 87 (2010)
Most Rec. Yards/season: 1,380 (2010)
Most Rec. TDs/season: 7 (2007)

College / Personal

College: Played four seasons (2002-05) at Western...set CIS and OUA records for career receiving yards (4,123), single-season receiving yards (1300 in 2002), receptions (189) and touchdowns receptions (41)...won the Hec Crighton award as the top player in CIS football in 2005...named the CIS Rookie of the Year in 2002...named a first-team All-Canadian three times and a second-team All-Canadian once...earned OUA All-Star status four times...named team MVP twice...participated in the 2006 East-West Shrine Game.

Personal: Born December 18, 1983 in Chatham, Ontario...official website: AndyFantuz.com

Regular Season Statistics

YEAR	TEAM	G	RECEIVING					RUSHING				
			REC	YDS	AVG	LG	TD	ATT	YDS	AVG	LG	TD
2006	SSK	18	30	408	13.6	30	3	0	0	0.0	0	1
2007	SSK	17	56	978	17.5	72	7	0	0	0.0	0	0
2008	SSK	7	36	488	13.6	31	3	0	0	0.0	0	0
2009	SSK	13	67	882	13.2	40	4	0	0	0.0	0	0
2010	SSK	18	87	1380	15.9	66	6	0	0	0.0	0	0
2011	SSK	4	13	175	13.5	31	0	0	0	0.0	0	0
TOTAL		77	289	4311	14.9	72	23	0	0	0	0	1

Playoff Statistics

YEAR	TEAM	GP	RECEIVING					RUSHING				
			REC	YDS	AVG	LG	TD	ATT	YDS	AVG	LG	TD
2006	SSK	2	4	53	13.3	15	0	0	0	0	0	0
2007	SSK	2	12	193	16.1	30	1	0	0	0	0	0
2008	SSK	1	2	39	19.5	21	0	0	0	0	0	0
2009	SSK	1	5	89	17.8	39	1	0	0	0	0	0
2010	SSK	2	2	11	5.5	6	0	0	0	0	0	0
TOTAL		8	25	385	15.4	39	2	0	0	0	0	0

Grey Cup Games Played: 3; 1 with SSK in 2007, 1 with SSK in 2009, 1 with SSK in 2010



37
FB

**FOURNIER
SAMUEL**

HT	WT	BIRTHDATE	CFL/TICATS
6.00	230	28-JAN-86	2/1
COLLEGE		STATUS	
LAVAL		NI	

Acquired: Signed as a free agent on June 2, 2012

Career

2011: Spent the entire season on the Eskimos injured list.

2010: Selected by the Tiger-Cats in the third round (19th overall) of the CFL Canadian Draft...spent 16 weeks on the Ticats practice roster before being claimed by the Edmonton Eskimos on October 21...played the final two games of the season with the Esks.

College / Personal

College: Played four years (2006-2009) at Laval...carried the ball 97 times for 621 yards and eight touchdowns...also made 14 receptions for 141 yards...was a member of the 2006 and 2008 Vanier Cup championship teams...played in the 2009 East-West Bowl.

Personal: Born January 28, 1986 in Lacolle, Quebec



84
GRANT
BAKARI

WR

HT	WT	BIRTHDATE	CFL/TICATS
6.04	195	24-JUN-87	2/2
COLLEGE			STATUS
UC-DAVIS			I

Acquired: Signed as a free agent on May 30, 2011

Career

2011: Dressed for 13 games and started 12 in his rookie season with the Ticats...spent two games on the injured list and three games on the 4-man reserve...made his Ticats debut July 16/11 vs. SSK. **Playoffs:** Played in both of the Ticats playoff games...his 184 receiving yards in the playoffs ranked second in the league.

2010: Signed with the NFL's San Francisco 49ers on May 3...attended training camp and was released by the 49ers on August 29.

CFL First/Mosts/Longest

First game: July 16/11 vs SSK

First Rec.: July 16/11 vs SSK

First TD: Aug. 26/11 @ WPG

Longest Rec.: 43 yards (Aug.26/11 @ WPG, Kevin Glenn)

Most Receptions/game: 6 (Sept. 11/11 @ MTL)

Most Rec. Yards/game: 84 (Aug.26/11 @ WPG)

Most Rec. TDs/game: 1 (Twice)

College / Personal

College: Played four years (2006-09) at the University of California-Davis...caught 154 balls for 1,937 yards and 18 touchdowns...earned second-team All-Great West Conference honours in 2007 and 2008 and first-time All-GWC honours in 2009...won the team's T. Palmer Moody Award as outstanding sophomore in 2007.

Personal: Son of Robert and Evangeline Grant...his older brother, Robert, played with the Ottawa Renegades...played football, basketball, volleyball and track & field at St. Elizabeth High School...majored in design at UC-Davis.

Regular Season Statistics

YEAR	TEAM	G	REC	RECEIVING				ATT	RUSHING			
				YDS	AVG	LG	TD		YDS	AVG	LG	TD
2011	HAM	13	42	507	12.1	43	2	0	0	0	0	0
TOTAL		13	42	507	12.1	43	2	0	0	0	0	0

Playoff Statistics

YEAR	TEAM	GP	REC	RECEIVING				ATT	RUSHING			
				YDS	AVG	LG	TD		YDS	AVG	LG	TD
2011	HAM	2	10	184	18.4	40	1	0	0	0	0	0
TOTAL		2	10	184	18.4	40	1	0	0	0	0	0



21
RB

GRANT TERRY

HT	WT	BIRTHDATE	CFL/TICATS
5.09	190	3-MAR-87	2/2
COLLEGE			STATUS
ALABAMA			I

Acquired: Signed as a free agent on May 30, 2011

Career

2011: Played in four games during his rookie season with the Ticats...missed the final three games of the regular season and the playoffs due to injury...made his Ticats debut September 25 vs. Calgary in Moncton, scoring one rushing and one receiving touchdown...his 89-yard touchdown run on October 1 was the longest rushing play in the CFL in 2011.

CFL First/Most/Longest

First CFL Game: Sept. 25/11 vs CGY
First CFL Rushing TD: Sept. 25/11 vs CGY
First CFL TD Rec.: Sept. 25/11 vs CGY

Most Rushing Yards/Game: 115 (Oct. 1/11 @ TOR)
Most Rushing TD/Game: 1 (Twice)
Most Receiving Yards/Game: 53 (Sept. 25/11 vs CGY)
Longest Run: 89 yards (Oct. 1/11 @ TOR)

Regular Season Statistics

YEAR	TEAM	GP	REC	RECEIVING				ATT	RUSHING			
				YDS	AVG	LG	TD		YDS	AVG	LG	TD
2011	HAM	4	6	87	14.5	31	1	20	151	7.6	89	2
TOTAL		4	6	87	14.5	31	1	20	151	7.6	89	2

College / Personal

College: Played four years (2006-09) at the University of Alabama, carrying the ball 257 times for 1,180 yards and 12 touchdowns.



62
OL

HAGE MARWAN

HT	WT	BIRTHDATE	CFL/TICATS
6.02	291	14-SEP-81	9/9
COLLEGE			STATUS
COLORADO			NI

Acquired: Selected by the Tiger-Cats in the second round (14th overall) of the 2004 CFL Canadian College Draft.

Career

2011: Started nine games in his eighth season as a Tiger-Cat...missed the final nine games of the regular season and the playoffs due to injury.

2010: Started all 18 games during his seventh season as a Tiger-Cat...was named the East Division's Most Outstanding Offensive Lineman...named a CFL All-Star for the first time and an East Division All-Star for the second time in his career. **Playoffs:** Played in the Ticats Eastern Semi-Final loss to Toronto.

2009: Started all 18 games during his sixth season as a Tiger-Cat...was the Ticats nominee as Most Outstanding Offensive Lineman for the third consecutive season and the team's nominee for Most Outstanding Canadian for the first time...earned a spot on the CFLPA All-Star Team...was honoured with the 2009 Tom Pate Memorial Award, given annually to a player with outstanding sportsmanship, a player who has made a contribution to his team as well as to his community and to his Association. **Playoffs:** Played in the Ticats Eastern Semi-Final loss to B.C.

2008: Started all 18 games during his fifth season in Hamilton...was the Ticats nominee as Most Outstanding Offensive Lineman for the second consecutive season...earned a spot on the CFLPA All-Star Team.

2007: Started all 18 games at centre in his fourth season with the Ticats...was the Ticats nominee as Most Outstanding Offensive Lineman...was named an East Division All-Star and CFLPA All-Star.

2006: Started 17 games at centre during his third season with the Tiger-Cats, missing their 20-18 victory at Edmonton on September 22nd when he was on the four-man reserve.

2005: Played in all 18 games during his second season with the Tiger-Cats...started the final five games of the regular season at centre...made his first career CFL start in the Tiger-Cats 43-21 loss at Ottawa on October 7.

2004: Played in three games during the regular season with the Tiger-Cats after Hamilton selected him in the second round (14th overall) of the 2004 CFL Canadian College Draft...had one special teams tackle...made his CFL debut in Hamilton's 47-18 loss in Montreal on September 12...played in the Tiger-Cats 24-6 East Semi-Final loss in Toronto... initially signed as an un-drafted free-agent with the NFL's Jacksonville Jaguars on April 26...attended the Jaguars training camp and was released on August 29.

College / Personal

College: Played four seasons with the University of Colorado Buffaloes...in 43 career games, Hage made 32 starts at guard and eight at centre... was a two-time All-Big 12 selection.


Personal: His older brother Rudy, a defensive end at Concordia University, was selected by Montreal in the fourth round (34th overall) of the 2004 CFL Canadian College draft...established Hage's Heroes in 2006, a community initiative that brings underprivileged youth to Ivor Wynne Stadium on game days to meet Ticats players and attend the game...another older brother (Elias) played football at East Texas State...his mother Hayat, was a member of the Lebanese National Volleyball Team...the Hage family moved to Montreal from his native Beirut, Lebanon, in 1990, fleeing a war-torn neighbourhood...attended Vanier Prep for one semester (fall 1999), and played high school football at Sun Youth High, as his own high school, Mont de La Salle, did not have a team...as a senior, he earned first-team Team Canada, Team Quebec and Quebec All-Star honours...he earned first-team Team Canada and Team Quebec accolades, and was the youngest member on the Team Quebec squad as a junior...was a four-time most valuable player in the Quebec All-Star game...official website: <http://www.mhage62.ca/>

Regular Season Statistics

Games Played: 3 with Hamilton in 2004, 18 with Hamilton in 2005, 17 with Hamilton in 2006, 18 with Hamilton in 2007, 18 with Hamilton in 2008, 18 with Hamilton in 2009, 18 with Hamilton in 2010, 9 with Hamilton in 2011.
CFL Total GP – 119

Playoff Statistics

Games Played: 1 with Hamilton in 2004, 1 with Hamilton in 2009, 1 with Hamilton in 2010. **CFL Playoff Total GP – 3**

 <div style="display: inline-block; vertical-align: middle;"> <p style="font-size: 2em; font-weight: bold;">34</p> <p style="font-size: 1.5em; font-weight: bold;">DB</p> </div> <div style="display: inline-block; vertical-align: middle; margin-left: 10px;"> <p style="font-size: 1.2em; font-weight: bold;">RYAN HINDS</p> </div>	HT	WT	BIRTHDATE	CFL/TICATS
	6.01	198	19-JUN-86	3/3
	COLLEGE			STATUS
NEW HAMPSHIRE			NI	

Acquired: Selected in the second round (13th overall) of the 2009 CFL Canadian Draft.

Career

2011: Started the first 12 games of the season before missing the final six games due to injury. **Playoffs:** Played in the Ticats Eastern Final loss to Winnipeg.

2010: Played in nine games, starting six in his rookie season with the Tiger-Cats...spent the season on the nine-game injured list...made his CFL and Ticats debut on September 11 against Montreal...made his first career interception on October 8 against Edmonton when he picked off Jared Zabransky **Playoffs:** Played in the Hamilton's Eastern Semi-Final loss to Toronto.

CFL Firsts & Mosts

First CFL Game: Sept. 11/10 vs. MTL
First CFL Def. Tackle: Sep. 18/10 @ BC
First Int: Oct. 8/10 vs. EDM (Jared Zabransky)

Most Defensive Tackles/Game: 6 (*Twice*)
Most Special Teams Tackles/Game: 1 (*Twice*)
Most Defensive Tackles/Season: 36 (*2011*)
Most Special Teams Tackles/Season: 2 (*2010*)

Regular Season Statistics

YEAR	TEAM	GP	DT	ST	QS	TFL	FF	FR	YDS	TDS	INT	YDS	TDS	PKD
2010	HAM	9	24	2	0	0	0	0	0	0	1	9	0	3
2011	HAM	12	36	0	0	0	0	0	0	0	0	0	0	0
Total		21	60	2	0	0	0	0	0	0	1	9	0	3



Playoff Statistics

YEAR	TEAM	GP	DT	ST	QS	TFL	FF	FR	YDS	TDS	INT	YDS	TDS	PKD
2010	HAM	1	2	0	0	0	0	0	0	0	0	0	0	2
2011	HAM	1	2	0	0	0	0	0	0	0	0	0	0	0
Total		2	4	0	0	0	0	0	0	0	0	0	0	2

College / Personal

College: Played four seasons (2006-09) at New Hampshire...made 133 tackles (92 solo), 10 interceptions, three fumble recoveries and three tackles for losses in 42 games...returned an interception 88 yards for a touchdown...selected as the winner of the Buck Buchanan Distinguished Service Award in his senior season...was named to the CAA Academic All-Conference Team.

Personal: Son of Ecliffe and Roxanne Hinds...played football, basketball and ran track at North Toronto Collegiate Institute...participates frequently in Ticats off-season community programs such as Cops and Cats Basketball and BeFit...majored in Biology at New Hampshire.



41
LB
HOOD
JONATHAN

HT	WT	BIRTHDATE	CFL/TICATS
6.00	195	23-DEC-85	3/3
COLLEGE			STATUS
WESTERN			NI

Acquired: Signed as a free agent on May 28, 2010

Career

2011: Played in 17 games in his second season with the Tiger-Cats...finished the year second on the team and third in the CFL with 22 special teams tackles. **Playoffs:** Played in both of the Ticats playoff games.

2010: Played in the final 14 games of the year in his first season with the Tiger-Cats...made his CFL and Ticats debut on July 31 in Saskatchewan **Playoffs:** Played in Hamilton's Eastern Semi-Final loss to Toronto.

2008: Spent seven weeks on the Edmonton Eskimos practice roster after they selected him in the fourth round (26th overall) of the 2008 CFL Canadian Draft.

CFL First/Mosts/Longest

First CFL Game: July 31/10 @ SSK

Most Special Teams Tackles/Game: 2 (Twice)
Most Special Teams Tackles/Season: 22 (2011)

Regular Season Statistics

YEAR	TEAM	GP	DT	ST	QS	TFL	FF	FR	YDS	TDS	INT	YDS	TDS	PKD
2010	HAM	14	0	5	0	0	0	0	0	0	0	0	0	0
2011	HAM	17	0	22	0	0	0	2	14	0	0	0	0	0
Total		31	0	27	0	0	0	2	14	0	0	0	0	0

Playoff Statistics

YEAR	TEAM	GP	DT	ST	QS	TFL	FF	FR	YDS	TDS	INT	YDS	TDS	PKD
2010	HAM	1	0	0	0	0	0	0	0	0	0	0	0	0
2011	HAM	2	0	1	0	0	0	0	0	0	0	0	0	0
Total		3	0	1	0	0	0	0	0	0	0	0	0	0

College / Personal

College: Played four seasons (2004-07) at St. Francis Xavier before finishing his collegiate career at Western in 2008...made 23 tackles (17 solo) and two quarterback sacks with Western...named an AUS All-Star with St. FX in 2007 after returning 38 punts for 440 yards and 14 kickoffs for 417 yards...returned two kicks for touchdowns...set AUS records for longest punt return (128 yards) and longest kick return (107 yards) in 2007.





28
LB

JOHNSON
JAMALL

HT	WT	BIRTHDATE	CFL/TICATS
6.01	222	12-OCT-82	8/4
COLLEGE			STATUS
NORTHWESTERN STATE			I

Acquired: Signed as a free agent on July 4, 2009.

Career

2011: Started 15 games in his third season with the Tiger-Cats...named an East Division All-Star for the second time in his career...tied a career high with six sacks. **Playoffs:** Played in both of the Ticats playoff games...was named Defensive Player Of The Week for the Semi-Finals.

2010: Started all 18 games in his second season with the Tiger-Cats...led the team and finished second in the CFL with 101 defensive tackles. **Playoffs:** Played in the Ticats Eastern Semi Final loss to Toronto

2009: Started 17 games after signing with the Tiger-Cats on July 4...his 108 defensive tackles were the second-highest single-season total in team history...made his Ticats debut in B.C. on July 10...named the CFL Defensive Player of the Week for Weeks 5 and 9...named an East Division All-Star, a CFL All-Star and a CFLPA All-Star for the first time in his career...was released by the NFL's Tampa Bay Buccaneers on June 19. **Playoffs:** Played in the Ticats Eastern Semi-Final loss to B.C.

2008: Played in 17 games with B.C.... returned his only interception 59 yards for a touchdown...recorded his first career quarterback sack on August 31 against Montreal...signed with the NFL's Tampa Bay Buccaneers on December 31.

2007: Started nine of 12 games played in his third season with the Lions...his fumble recovery resulted in a touchdown...missed the final six regular season games and the playoffs due to a broken arm.

2006: Played in seven games during his second season in B.C....had a fumble recovery that he returned 39 yards for a touchdown. **Playoffs:** Played in both of B.C.'s playoff games, including their Grey Cup victory over the Montreal Alouettes.

2005: Played in six games in his rookie CFL season with the B.C. Lions...made his CFL debut on October 1 against Saskatchewan...signed as a free agent with the NFL's Cleveland Browns on April 28...was released by the Browns on June 7. **Playoffs:** Suited up in B.C.'s only playoff game.

CFL Firsts & Mosts

- First CFL Game:** Oct. 1/05 vs. SSK
- First CFL Def. Tackle:** Oct. 22/05 vs. WPG
- First CFL Sack:** Aug. 31/07 vs. MTL
- First CFL INT:** Sept. 6/08 vs. HAM (Casey Printers)
- Most Def. Tackles/Game:** 12 (Sept. 25/09 vs. MTL)
- Most Special Teams Tackles/Game:** 4 (twice)
- Most Sacks/Game:** 2 (Oct. 25/08 vs. TOR)
- Most Def. Tackles/Season:** 108 (2009)
- Most Special Teams Tackles/Season:** 26 (2008)
- Most Sacks/Season:** 6 (Twice)

College / Personal

College: Played two seasons (2003-04) at Northwestern State...recorded 217 defensive tackles and 10 quarterback sacks...named the Southland Conference's Defensive Player of the Year in 2004...named Northwestern State's Newcomer of the Year in 2003...was named a first-team conference all-star in both years.

Personal: Majored in Business Administration at Northwestern State.

Regular Season Statistics

YEAR	TEAM	GP	DT	ST	QS	TFL	FF	FR	YDS	TDS	INT	YDS	TDS	KD
2005	B.C.	6	1	6	0	0	0	0	0	0	0	0	0	0
2006	B.C.	7	7	5	0	0	0	1	39	1	0	0	0	0
2007	B.C.	12	25	19	1	1	0	1	0	1	0	0	0	1
2008	B.C.	17	33	26	6	1	1	0	0	0	1	59	1	1
2009	HAM	17	108	9	2	3	2	0	0	0	0	0	0	0
2010	HAM	18	101	10	5	1	3	1	0	0	2	23	0	1
2011	HAM	15	77	9	6	0	2	0	0	0	0	0	0	2
Totals		92	352	84	20	6	8	3	39	2	3	82	1	5



Playoff Statistics

YEAR	TEAM	GP	DT	ST	QS	TFL	FF	FR	YDS	TDS	INT	YDS	TDS	KD
2005	B.C.	1	0	1	0	0	1	0	0	0	0	0	0	0
2006	B.C.	2	0	3	0	0	0	0	0	0	0	0	0	0
2008	B.C.	2	0	1	0	0	0	0	0	0	0	0	0	0
2009	HAM	1	4	2	0	0	0	0	0	0	0	0	0	0
2010	HAM	1	10	0	0	0	0	0	0	0	0	0	0	0
2011	HAM	2	11	0	1	0	1	1	0	0	1	75	0	0
Totals		9	25	7	1	0	2	1	0	0	1	75	0	0

Grey Cup Appearances: 1 with B.C. in 2006



45
LB

KANYA
NATHAN

HT	WT	BIRTHDATE	CFL/TICATS
6.02	210	16-OCT-87	2/2
COLLEGE			STATUS
UBC			NI

Acquired: Signed as a free agent on March 2, 2011.

Career

2011: Played in all 18 games in his rookie season with the Tiger-Cats...made his Ticats debut July 1 vs. Winnipeg
Playoffs: Played in both of the Ticats playoff games.

College / Personal

College: Played five seasons (2006-2010) at UBC...recorded 120 tackles (97 solo), 16 tackles for a loss, eight quarterback sacks and three fumble recoveries.

Personal: Lived in France and the United States before moving to Hamilton with his family at the age of 16...played football at Cathedral High School...played for the Ontario Varsity Football League's Steel City Ironmen.

Regular Season Statistics

YEAR	TEAM	GP	DT	ST	QS	TFL	FF	FR	YDS	TDS	INT	YDS	TDS	KD
2011	HAM	18	1	12	0	0	0	0	0	0	0	0	0	0
TOTAL		18	1	12	0	0	0	0	0	0	0	0	0	0

Playoff Statistics

YEAR	TEAM	GP	DT	ST	QS	TFL	FF	FR	YDS	TDS	INT	YDS	TDS	KD
2011	HAM	2	0	2	0	0	0	0	0	0	0	0	0	0
TOTAL		2	0	2	0	0	0	0	0	0	0	0	0	0



81
WR

KELLY
AARON

HT	WT	BIRTHDATE	CFL/TICATS
6.05	195	20-APR-86	2/2
COLLEGE			STATUS
CLEMSON			I

Acquired: Signed as a free agent on May 18, 2011.

Career

2011: Played in nine games, starting eight, in his rookie season with the Tiger-Cats...spent four games on the injured list and five games on the four-man inactive...made his Ticats debut July 1 vs. Winnipeg.

2009: Signed with the NFL's Atlanta Falcons on April 26...attended training camp and was released by the Falcons on September 5.

CFL First/Most/Longest

First game: July 1/11 vs WPG
First Rec.: July 1/11 vs WPG
First TD: Aug. 13/11 vs TOR (Kevin Glenn)
Longest Rec.: 34 yards (Oct. 16/2011 at MTL, Kevin Glenn)

Most Receptions/game: 6 (Aug. 13/11 vs TOR)
Most Rec. Yards/game: 92 (Aug. 6/11 @ CGY)
Most Rec. TDs/game: 1 (Twice)

College / Personal

College: Played four seasons (2005-08) at Clemson...registered 2,733 receiving yards during his collegiate career...set the all-time ACC reception record by hauling in 232 passes...set school records for receptions (232) and touchdowns (20) ...set single-season school records for receptions (88) and touchdowns (11) in 2007...named first-team All-ACC in 2007 and second-team All-ACC in 2008.

Personal: Played football and basketball at Walton High School...majored in Management at Clemson.

Regular Season Statistics

YEAR	TEAM	RECEIVING						RUSHING					
		G	REC	YDS	AVG	LG	TD	ATT	YDS	AVG	LG	TD	
2011	HAM	9	27	383	14.2	34	2	0	0	0	0	0	
TOTAL		9	27	383	14.2	34	2	0	0	0	0	0	



25
KNOWLTON
MARKETH
LB

HT	WT	BIRTHDATE	CFL/TICATS
6.00	205	6-APR-83	7/5
COLLEGE			STATUS
NORTH TEXAS			I

Acquired: Traded from the B.C. Lions on April 30, 2008 along with the rights to non-import kicker Ara Tchobanian from the B.C. Lions in exchange for the Ticats second round (9th overall) selection in the 2008 CFL Canadian Draft.

Career

2011: Started all 18 games in his fourth season with the Tiger-Cats. **Playoffs:** Played in both of the Ticats playoff games

2010: Started all 18 games in his third season as a Tiger-Cat...named the CFL's Most Outstanding Defensive Player...named a CFL All-Star and East Division All-Star for the second and third times respectively...named CFL Defensive Player of the Week for week 12...his six recovered fumbles tied a Ticats team record...blocked two kicks for the second straight season...also led the team with three tackles for a loss and four forced fumbles **Playoffs:** Played in the Ticats Eastern Semi-Final loss to Toronto.

2009: Started all 18 games in his second season as a Tiger-Cat...ranked second on the team and third in the CFL with 94 defensive tackles...led the CFL with two blocked kicks...was named the CFL Defensive Player of the Week for Week 6... named an East Division All-Star for the second straight year and earned his first CFL All-Star nod...nominated as the Ticats Most Outstanding Defensive Player. **Playoffs:** Played in the Ticats Eastern Semi-Final loss to B.C.

2008: Started all 18 games during his first season with the Ticats...led the team with 95 defensive tackles, the sixth-highest single season total in Ticats history ...recorded 121 interception return yards, including one he ran back 45 yards for a touchdown against Toronto...recorded 14 defensive tackles on June 26 against Montreal, the second highest single-game total in team history...made his Ticats debut on June 26 against Montreal...was named an East Division All-Star.

2007: Started in 11 of the 17 games he appeared in during his second season with the Lions. **Playoffs:** Started the Lions Western Final loss to Saskatchewan, recording five defensive tackles.

2006: Played in 15 games during his rookie season with the Lions after signing as a free agent in April... had one interception which he returned 67 yards for a touchdown...made his CFL debut on July 7 in Edmonton...recorded his first career CFL interception and touchdown on September 1 in Montreal when he picked off a Nealon Greene pass and returned it 67 yards for a major. **Playoffs:** Played in both of B.C.'s playoff games including their Grey Cup victory over Montreal.



CFL Firsts & Mosts

First CFL Game: July 7/06 @ EDM
First CFL Def. Tackle: July 21/06 @ CGY
First CFL Sack: Sept. 9/07 vs. MTL (*Marcus Brady*)
First CFL INT: Sept. 1/06 @ MTL (*Nealon Greene*)

Most Def. Tackles/Game: 14 (*June 26/08 vs. MTL*)

Most Special Teams Tackles/Game: 2 (*twice*)
Most Sacks/Game: 1 (*five times*)
Most Interceptions/Game: 2 (*Sept. 13/08 @ EDM*)

Most Def. Tackles/Season: 94 (*2008*)
Most Special Teams Tackles/Season: 15 (*2006*)
Most Sacks/Season: 3 (*Twice*)
Most Interceptions/Season: 4 (*twice*)

College / Personal

College: Played 46 games at North Texas...recorded 133 tackles and 10 interceptions...switched from safety to corner midway through his career with the Mean Green and played all four spots in the secondary...he became a full-time starter at North Texas in his final two seasons.

Personal: Majored in Criminal Justice at North Texas...is a personal trainer during the off-season.

Regular Season Statistics

YEAR	TEAM	GP	DT	ST	QS	TFL	FF	FR	YDS	TDS	INT	YDS	TDS	KD
2006	B.C.	15	8	14	0	0	0	1	0	0	1	67	1	3
2007	B.C.	17	42	3	2	0	0	1	0	0	0	0	0	5
2008	HAM	18	95	0	2	5	4	0	0	0	4	121	1	3
2009	HAM	18	94	1	1	2	4	4	4	0	4	40	1	3
2010	HAM	18	71	0	3	3	4	6	8	1	3	7	0	3
2011	HAM	18	64	0	3	3	1	2	0	0	1	1	0	4
Totals		104	374	18	11	13	13	13	12	1	13	236	3	21

Playoff Statistics

YEAR	TEAM	GP	DT	ST	QS	TFL	FF	FR	YDS	TDS	INT	YDS	TDS	KD
2006	B.C.	2	1	2	0	0	0	0	0	0	0	0	0	0
2007	B.C.	1	5	0	0	0	0	0	0	0	0	0	0	0
2009	HAM	1	3	0	0	0	1	0	0	0	0	0	0	0
2010	HAM	1	5	0	0	0	0	0	0	0	0	0	0	0
2011	HAM	2	12	0	1	0	0	0	0	0	0	0	0	0
Totals		6	26	2	1	0	1	0	0	0	0	0	0	0

Grey Cup Appearances: 1 with B.C. in 2006



8
RB

MALLETT
MARTELL

HT	WT	BIRTHDATE	CFL/TICATS
6.00	195	13-MAY-86	2/1
COLLEGE			STATUS
PINE BLUFF-ARKANSAS			I

Acquired: Signed as a free agent on January 30, 2012

Career

2011: Signed with the NFL's Philadelphia Eagles on January 5 prior to signing with the NFL's New York Giants on January 13 after his practice squad contract expired...was waived/injured by the Giants on August 1.

2010: Signed with the NFL's Philadelphia Eagles on January 19...began the season on the Eagles practice squad...joined the Cleveland Brown's practice squad on September 29 and was released on November 23.

2009: Started 16 games in his debut season with the B.C. Lions...carried the ball 214 times for 1,280 yards (5.8 yard average) and six touchdowns...caught 43 passes for 342 yards and two receiving touchdowns...set a Lions record with 213 rushing yards against the Montreal Alouettes on September 4...named CFL's Offensive Player of the Week for his record-breaking efforts in week 10...earned the CFL Most Outstanding Rookie Award...named a West Division All-Star.

CFL Firsts & Mosts

First CFL Game: July 3/09 @ SSK
 First CFL TD: July 16/09 @ EDM

Most Rushing Yards/Game: 213 (Sept. 4/09 vs. MTL)

College / Personal

College: Played four seasons (2005-08) at Arkansas-Pine Bluff...ran for 2,896 yards and 27 touchdowns on 582 carries in 42 games...selected as the team's offensive MVP in 2008...earned first-team all-SWAC honours in 2008 and 2006.


Personal: Born May 13, 1986 in Pine Bluff, Arkansas...majored in Agricultural Business at UAPB.

Regular Season Statistics

YEAR	TEAM	GP	REC	RECEIVING				ATT	RUSHING			
				YDS	AVG	LG	TD		YDS	AVG	LG	TD
2009	BC	16	43	342	8.0	26	2	214	1240	5.8	54	6
TOTAL		16	43	342	8.0	26	2	214	1240	5.8	54	6

Playoff Statistics

YEAR	TEAM	GP	REC	RECEIVING				ATT	RUSHING			
				YDS	AVG	LG	TD		YDS	AVG	LG	TD
2009	BC	2	1	11	11.0	11	0	17	73	4.3	27	0
TOTAL		2	1	11	11.0	11	0	17	73	4.3	27	0

	94 DE	MC ELVEEN JERMAINE	HT	WT	BIRTHDATE	CFL/TICATS
			6.04	250	29-AUG-84	5/1
			COLLEGE			STATUS
			UAB			I

Acquired: Signed as a free agent on June 2, 2012

Career

2011: Played in nine games during his fourth season with the Alouettes...made 14 defensive tackles, one quarterback sack and one interception.

2010: Played in all 18 games in his third season with the Alouettes... recorded 21 defensive tackles, 8 quarterback sacks, one tackle for a loss and two forced fumbles... played in the Alouettes Grey Cup win over Saskatchewan.

2009: Played in 17 games during his second season in Montreal...registered 26 defensive tackles, three quarterback sacks and one tackle for a loss...played in the Alouettes Grey Cup win over Saskatchewan.

2008: Played in eight games with the Montreal Alouettes after signing in September...made 17 defensive tackles, six quarterback sacks, three forced fumbles, three tackles for a loss and one interception...suited up in Montreal's Grey Cup loss to Calgary.

2007: Attended training camp with the NFL's Tennessee Titans after signing as a free agent on April 30...was released by the Titans on August 26.

College / Personal

College: Played four seasons (2003-06) at UAB...made 153 tackles, 245 tackles for a loss, 14 quarterback sacks and one interception in 46 games...named to the Conference USA All-Freshman team in 2003.

Personal: Born Aug. 29, 1984 in Chicago, Illinois...played football at Lakeside High School (Atlanta, GA)...son of Theresa Murphy and Thomas McElveen...majored in communication studies at UAB.

Regular Season Statistics

YEAR	TEAM	GP	DT	ST	QS	TFL	FF	FR	YDS	TDS	INT	YDS	TDS	PKD
2008	MTL	8	17	1	6	3	3	2	8	0	1	-5	0	1
2009	MTL	17	26	4	3	1	0	0	0	0	0	0	0	0
2010	MTL	18	21	2	8	3	2	1	0	0	0	0	0	2
2011	MTL	9	14	0	1	0	0	0	0	0	1	0	0	0
Totals		52	78	7	18	7	5	3	8	0	2	-5	0	3



Playoff Statistics

YEAR	TEAM	GP	DT	ST	QS	TFL	FF	FR	YDS	TDS	INT	YDS	TDS	PKD
2008	MTL	1	0	0	0	0	0	0	0	0	0	0	0	0
2009	MTL	1	1	0	1	0	0	0	0	0	0	0	0	0
2010	MTL	1	1	0	1	0	1	0	0	0	0	0	0	0
Totals		3	2	0	2	0	1	0	0	0	0	0	0	0



17
WR

MURPHY
DEON

HT	WT	BIRTHDATE	CFL/TICATS
5.10	170	15-APR-86	2/1
COLLEGE			STATUS
KANSAS STATE			I

Acquired: Signed as a free agent on May 22, 2012

Career

2011: Attended training camp with the Stampeders and was released on June 25.

2010: Played in 16 games with the Stampeders...caught 25 passes for 271 yards and four touchdowns...led the Stampeders with 911 kickoff return yards, 533 punt return yards and 145 missed field goal return yards...made his CFL debut on July 1 against Toronto.

2009: Joined the Calgary Stampeders practice roster on October 7.

CFL Firsts, Mosts & Longest

First CFL Game: July 1/10 vs. TOR

First Rec.: July 1/10 vs. TOR

First TD: July 14/10 @ TOR

Longest Reception: 48 yards (Henry Burris, Aug. 27/10 @ BC)

Most Receptions/Game: 3 (Twice)

Most Touchdowns/Game: 1 (Four times)

College / Personal

College: Played two seasons (2007-08) at Kansas State...recorded 94 catches for 1,160 yards and 11 touchdowns...returned 54 punts for 737 yards and two scores, and 14 kickoffs for 330 yards...his 16.5 yard punt return average led the Big 12 in 2007...also suited up at Coffeyville Community College.

Personal: Born on April 15, 1986 in Houston, Texas...played football at Klein Forest High School.

Regular Season Statistics

YEAR	TEAM	GP	RECEIVING					RUSHING				
			REC	YDS	AVG	LG	TD	ATT	YDS	AVG	LG	TD
2010	CGY	16	25	271	10.8	48	4	2	21	10.5	18	0
Total		18	25	271	10.8	48	4	2	21	10.5	18	0

YEAR	TEAM	KICKOFF RETURNS					PUNT RETURNS					
		NO	YDS	AVG	LG	TD	NO	YDS	AVG	LG	TD	NO
2010	CGY	40	911	22.8	50	0	84	533	6.3	24	0	0
		40	911	22.8	50	0	84	533	6.3	24	0	0



55
OL
O'NEILL
TIM

HT	WT	BIRTHDATE	CFL/TICATS
6.03	305	17-OCT-79	5/1
COLLEGE			STATUS
CALGARY			NI

Acquired: Signed as a free agent on February 18, 2012

Career

2011: Suited up in all 18 games in his fourth season with the Stampeders...dressed for the West Semi-Final in Edmonton.

2010: Dressed for all 18 games, starting 14 at centre, in his third season in Calgary...also dressed for the West Final against Saskatchewan.

2009: Suited up in all 18 games in his second season with the Stampeders...started six games at centre and seven at left guard...made his first career start on July 10, 2009...started at centre in Calgary's West Final loss to Saskatchewan.

2008: Played in 14 games with the Calgary Stampeders after signing as a free agent on March 12...made his CFL debut on June 26 against B.C...also suited up for the Stampeders Grey Cup win over the Montreal Alouettes.

2006: Spent the entire season on the Edmonton Eskimos' practice roster.

2005: Selected in the third round (22nd overall) of the CFL Canadian Draft by the Edmonton Eskimos...attended training camp with the Eskimos before returning to Calgary.

College / Personal

College: Played five seasons (2002-05, 2007) at Calgary...earned first-team All-Canadian honours as a centre in 2007...also played on the defensive line in 2002 and 2003...played with the Victoria Rebels of the BC Football Conference before beginning his CIS career at Calgary...named a BCFC All-Star and Top Defensive Lineman with the Rebels in 2000.

Personal: Born October 17, 1979 in Victoria, British Columbia...played football at Belmont Secondary School.


Regular Season Statistics

Games Played: 68; 14 with Calgary in 2008, 18 with Calgary in 2009, 18 with Calgary in 2010, 18 with Calgary in 2011.

Playoff Statistics

Games Played: 1 with Calgary in 2008, 2 with Calgary in 2009, 1 with Calgary in 2010, 1 with Calgary in 2011: 5

Grey Cup Appearances: 1 with Calgary in 2008



90
DE
PEACH
GREG

HT	WT	BIRTHDATE	CFL/TICATS
6.03	255	19-NOV-86	4/1
COLLEGE			STATUS
EASTERN WASHINGTON			I

Acquired: Signed as a free agent on February 18, 2012

Career

2011: Played in 12 games during his third season as an Eskimo...played both defensive end and linebacker...registered 21 defensive tackles, four special teams tackles, an interception, a tackle for a loss, a forced fumble, a fumble recovery for 13 yards and three quarterback sacks...named CFL Defensive Player of the Week in week 4 after making four tackles and two sacks against Calgary...missed six games due to injury...made six defensive tackles and two quarterback sacks in two playoff games.

2010: Played in nine games in his second season with the Eskimos...made 28 defensive tackles, two tackles for losses and four quarterback sacks...also blocked a convert...was placed on the nine-game injured list after suffering an ankle injury in the season opener.

2009: Played in 16 games during his rookie CFL season after signing with the Edmonton Eskimos in May...led the Eks with six quarterback sacks...also recorded 45 defensive tackles and three tackles for a loss...missed two games due to injury.



CFL Firsts & Mosts

First CFL Game: July 2/09 vs. WPG
First CFL Tackle: July 2/09 vs. WPG
First CFL Sack: July 16/09 vs. BC

Most Defensive Tackles/Game: 6 (Oct. 16/01 @ BC)
Most Sacks/Game: 2 (three times)

College / Personal

College: Played four seasons (2005-08) at Eastern Washington...set new school records for single-season quarterback sacks (18), career quarterback sacks (35.5), single-season tackles for a loss (28) and career tackles for a loss (63)...made 72 defensive tackles (35 solo), 23.5 tackles for loss, 18 sacks, one pass broken up and one fumble recovery in his senior season...his 35.5 quarterback sacks are the second most in Big Sky conference history, trailing only Jared Allen's (Idaho State) career total of 38.5...captured the Buck Buchanan Award, presented Division I Football Championship Subdivision's top defensive player, and was named the Big Sky Conference Defensive MVP in 2008...named to the Walter Camp Football Foundation 2008 Football Championship Subdivision All-America Team and first-team All-Big Sky conference in 2008.

Personal: Born November 19, 1986 in Vancouver, Washington...played football and basketball at Evergreen High school.

Regular Season Statistics

YEAR	TEAM	GP	DT	ST	QS	TFL	FF	FR	YDS	TDS	INT	YDS	TDS	KD
2009	HAM	16	45	1	6	3	0	0	0	0	0	0	0	0
2010	HAM	9	28	0	4	2	1	0	0	0	0	0	0	1
2011	HAM	12	21	4	3	0	0	1	13	0	1	0	0	0
Totals		37	94	5	13	5	1	1	13	0	1	0	0	1



12
PORTER
QUINTON
QB

HT	WT	BIRTHDATE	CFL/TICATS
6.05	228	28-DEC-82	5/5
COLLEGE			STATUS
BOSTON COLLEGE			I

Acquired: Signed as a free agent on May 14, 2008.

Career

2011: Suited up for all 18 regular season games in his fourth season with the Tiger-Cats...finished third in the CFL with nine rushing touchdowns. **Playoffs:** Suited up for both of the Ticats playoff games.

2010: Suited up as the backup quarterback in all 18 games during his third season win Hamilton. **Playoffs:** Completed three of five passes for 36 yards in the Ticats Eastern Semi-Final loss to Toronto.

2009: Started 11 of the 18 games he suited up in during his second season with the Ticats. **Playoffs:** Suited up in the Ticats Eastern Semi-Final loss to B.C.

2008: Suited up in 17 games during his rookie season with the Ticats...made five starts...completed 118 of 177 (66.7%) pass attempts for 1,496 yards, 10 touchdowns and four interceptions...named CFL Offensive Player of the Week for Week 15...threw his first career CFL pass on July 8 in Toronto...threw his first career CFL touchdown on September 19 against Winnipeg, a 42-yard pass to Prechae Rodriguez...suited up for his first career CFL game on June 26 against Montreal...missed the final game of the season due to injury.

2007: Was allocated to NFL Europe's Cologne Centurions for the NFL's Houston Texans on February 24...playing in nine games with the Centurions, making two starts...completed 23 of 44 pass attempts for 280 yards, two touchdowns and three interceptions with Cologne...carried the ball four times for 24 yards...was waived by the Texans on August 27...signed with the NFL's Carolina Panthers on September 26...was released by the Panthers on October 9.

2006: Signed with the NFL's Houston Texans on May 8...spent the first 11 games of the season on the Texans practice roster...was promoted to the active roster for the Texans final five games.

CFL First/Mosts/Longest

First CFL Game: June 26/08 vs MTL
First CFL TD Pass: Sept. 19/08 vs WPG (Prechae Rodriguez, 42 yards)
Longest Pass: 86 yards (Oct. 4/08 vs MTL, Prechae Rodriguez)

Most Passing Yards/game: 429 (Oct. 4/08 vs MTL)
Most Passing TDs/game: 5 (Oct. 4/08 vs MTL)

Most Passing Yards/season: 1,762 (2009)
Most Passing TDs/season: 10 (2008)

College / Personal

College: Played four seasons (2001-03, 2005) at Boston College...played in 28 games, starting 17...completed 290 of 484 pass attempts for 3,203 yards, 23 touchdowns and 19 interceptions...ranks third in school history with a 59.9 career completion percentage...his 3,203 career passing yards are the 10th most all-time in school history...his 290 career completions are the ninth-most in school history... his 63.6 percent completion rate (136-of-214) in 2005 is the third highest single-season completion percentage in school history... earned ACC Player of the Week honors for his effort against Virginia in 2005.

Personal: Quinton George Porter was born December 28, 1982 in Portland, Maine...son of Georgia and the late Michael Porter...played football and basketball at Portland High School... established state and school records with his passing numbers; threw for 4,800 yards and 62 touchdowns in his high school career...captured 2000 USA Today Maine Player of the Year honors...was Gatorade's Maine Player of the Year in 2000...gained all-state first team accolades...was a two-time SMAA all-conference first team selection...was a member of the National Honor Society.

Regular Season Statistics

YEAR	TEAM	GP	ATT	COMP	PASSING					RUSHING				
					PCT	YDS	TD	INT	LG	ATT	YDS	AVG	LG	TD
2008	HAM	17	177	118	66.7	1496	10	4	86	32	202	6.3	30	1
2009	HAM	18	261	167	64.0	1762	6	8	48	50	389	7.8	26	3
2010	HAM	6	21	10	4.8	148	1	2	31	24	104	4.3	18	2
2011	HAM	18	102	63	61.8	689	4	4	38	54	214	4.0	31	9
Totals		53	561	358	63.8	4095	21	18	86	161	910	5.7	31	15

Playoff Statistics

YEAR	TEAM	GP	ATT	COMP	PASSING					RUSHING				
					PCT	YDS	TD	INT	LG	ATT	YDS	AVG	LG	TD
2009	HAM	1	0	0	0.0	0	0	0	0	0	0	0.0	0	0
2010	HAM	1	5	3	60.0	36	0	0	19	3	6	2.0	3	1
2011	HAM	2	13	5	38.4	74	1	1	31	6	14	4.6	8	2
Totals		4	18	8	44.4	110	1	1	31	9	20	2.2	8	3



97 POWELL DARIUS DE

HT	WT	BIRTHDATE	CFL/TICATS
6.03	247	17-SEP-88	2/2
COLLEGE			STATUS
FAYETTEVILLE STATE			I

Acquired: Signed as a free agent on March 15, 2012

Career

2011: Played in one game during his rookie season with the Ticats...spent six games on the 4-man inactive...made his Ticats debut September 25 vs. Calgary.

CFL Firsts & Mosts

First CFL Game: Sept.25 /2011 vs. CGY (Moncton)

Regular Season Statistics

YEAR	TEAM	GP	DT	ST	QS	TFL	FF	FR	YDS	TDS	INT	YDS	TDS	PKD
2011	HAM	1	0	0	0	0	0	0	0	0	0	0	0	0
Total		1	0	0	0	0	0	0	0	0	0	0	0	0

College / Personal

College: Played one season (2009) at Fayetteville State...recorded 36 tackles and 8.5 sacks in 11 games...named All-CIAA second team...also played two seasons (2007-08) at North Carolina.

Personal: Son of Sharon and Rico Alexander...played at Westlake High School.





92
DT

ROSE
ROBERT

HT	WT	BIRTHDATE	CFL/TICATS
6.05	285	24-DEC-87	2/2
COLLEGE			STATUS
OHIO STATE			I

Acquired: Signed as a free agent on Oct. 18, 2011

Career

2011: Played in three games, starting two...made his Ticats debut October 22 vs. BC...was released by the NFL's Miami Dolphins on September 3 **Playoffs**: Started both of the Ticats playoff games.

2010: Signed with the NFL's Seattle Seahawks on April 24...was released on September 4...Signed by the NFL's Miami Dolphins and added to their practice roster.

CFL Firsts & Mosts

First CFL Game: Oct.22/11 vs BC
First CFL Def. Tackle: Oct.22/11 vs BC
First CFL Sack: Nov.3/11 @ TOR (Dalton Bell)

College / Personal

College: Played four years at Ohio State (2006-09)...played in 45 games...recorded 31 tackles and 7.5 sacks

Regular Season Statistics

YEAR	TEAM	GP	DT	ST	QS	TFL	FF	FR	YDS	TDS	INT	YDS	TDS	KD
2011	HAM	3	8	0	1	0	0	0	0	0	0	0	0	1
TOTAL		3	8	0	1	0	0	0	0	0	0	0	0	1

Playoff Statistics

YEAR	TEAM	GP	DT	ST	QS	TFL	FF	FR	YDS	TDS	INT	YDS	TDS	KD
2011	HAM	2	2	0	0	0	2	0	0	0	0	0	0	0
TOTAL		2	2	0	0	0	2	0	0	0	0	0	0	0



32
DB

RWABUKAMBA
CHRIS

HT	WT	BIRTHDATE	CFL/TICATS
5.10	180	5-JAN-87	2/2
COLLEGE			STATUS
DUKE			NI

Acquired: Selected by the Ticats in the fourth round (27th overall) of the 2010 CFL Canadian Draft

Career

2011: Played in seven games during his rookie season with the Tiger-Cats...made his Ticats debut September 5 vs. Montreal.

College / Personal

College: Played four years (2007-10) at Duke...recorded 123 tackles and two interceptions in 45 games.

Personal: Son of Jeanne Uwera...originally from Rwanda...played football, basketball and ran track at Herman High School...graduated from Duke in 2010 with a degree in Public Policy Studies...enrolled in Duke graduate school for Master of Arts in Liberal Studies.

Regular Season Statistics

YEAR	TEAM	GP	DT	ST	QS	TFL	FF	FR	YDS	TDS	INT	YDS	TDS	PKD
2011	HAM	7	0	1	0	0	0	0	0	0	0	0	0	0
Total		7	0	1	0	0	0	0	0	0	0	0	0	0

CLUB DIRECTORY

VETERAN PLAYERS


FIRST YEAR PLAYERS

GAME RECAP

RECORDS

HISTORY





54

SCOTT KEVIN

LS

HT	WT	BIRTHDATE	CFL/TICATS
6.03	232	17-JUL-83	3/2
COLLEGE			STATUS
QUEEN'S			NI

Acquired: Signed as a free agent on June 7, 2011

Career

2011: Played in all 18 games during his first season with the Tiger-Cats


2010: Released by the Roughriders on May 27

2009: Played in four games with the Roughriders...made one special teams tackle

2008: Signed with the Saskatchewan Roughriders

College / Personal

College: Played at Queen's University



59

SIMMONS BRIAN

OL

HT	WT	BIRTHDATE	CFL/TICATS
6.05	304	16-MAR-85	2/2
COLLEGE			STATUS
OKLAHOMA			I

Acquired: Signed as a free agent on May 18, 2011.

Career

2011: Started 10 games in his rookie season with the Tiger-Cats...missed four games due to injury...made his Ticats debut July 1 vs. Winnipeg. **Playoffs:** started both of the Ticats playoff games.

2010: Signed by the NFL's New England Patriots on August 15...attended training camp and was released by the Patriots on August 29.

College / Personal

College: Played four seasons (2006-09) at the University of Oklahoma...played three positions along the offensive line...moved from defense in the spring of 2006


Personal: Played football at Hargrave Academy and Southeast Raleigh High School...majored in Sociology at Oklahoma...his cousin, Cedric, played basketball in the NBA.

Regular Season Statistics

Games Played: 10 with Hamilton in 2011, **TOTAL:** 10

Playoff Statistics

Games Played: 2 with Hamilton in 2011



2

SMITH

DB

HT	WT	BIRTHDATE	CFL/TICATS
6.00	190	12-SEP-83	5/5
COLLEGE			STATUS
WEBER STATE			I

Acquired: Signed as a free agent on January 29, 2008

Career

2011: Started 17 games in his fourth season with the Tiger-Cats...recorded a career-high 3 interceptions **Playoffs:** Played in both of the Ticats playoff games.



2010: Played in six games with the Ticats after returning from a stint with the NFL's New York Jets...suffered an Achilles injury on October 29 in Calgary and missed the regular season finale and Eastern Semi-Final...signed with the Jets on January 8 and was among the Jets final cuts on September 4.

2009: Started all 18 games in his second season in Hamilton. **Playoffs:** Started the Ticats Eastern Semi-Final loss to B.C.

2008: Played in seven games, starting two, during his rookie season with the Ticats....spent eight weeks on the development roster, two games on the four-man inactive list and one week on the injured list....made his CFL and Ticats debut on July 31 in Montreal.

2007: Signed with the B.C. Lions on May 28...attended training camp with the Lions and was subsequently released.

CFL Firsts/Mosts

First CFL Game: July 31/08 @ MTL
First CFL Def. Tackle: Sept.1/08 vs. MTL
First CFL INT: Sept. 7/09 vs. TOR (*Kerry Joseph*)

Most Def. Tackles/Game: 8 (*Oct 8/10 vs. HAM*)
Most Special Teams Tackles/Game: 2 (*twice*)
Most Interceptions/Game: 1 (*twice*)
Most Def. Tackles/Season: 65 (*2011*)
Most Special Teams Tackles/Season: 10 (*2009*)
Most Interceptions/Season: 3 (*2011*)

College / Personal

College: Played one season at Weber State (2006) after three seasons at Kentucky (2002-03,2005)...started all 11 games he played in with Weber State...recorded 44 total tackles, two interceptions, one forced fumble, one fumble recovery and four pass knockdowns and also returned eight kickoffs for 157 yards (19.6 avg) in his one season at Weber State...started 10 of 32 games with Kentucky...recorded 133 defensive tackles, three interceptions, five tackles for a loss, two blocked kicks, three forced fumbles and one fumble recovery with Kentucky...redshirted with an injury with Kentucky in 2004...was named to the All-Big Sky First Team in 2007...invited to play in the 2007 East-West Shrine Game in San Antonio, Texas.

Personal: Born September 12, 1979 in Owensboro, Kentucky.

Regular Season Statistics

YEAR	TEAM	GP	DT	ST	QS	TFL	FF	FR	YDS	TDS	INT	YDS	TDS	PKD
2008	HAM	7	14	1	0	0	0	0	0	0	0	0	0	0
2009	HAM	18	39	10	0	0	0	0	0	0	2	40	0	5
2010	HAM	6	26	2	0	2	0	0	0	0	0	0	0	0
2011	HAM	17	65	0	0	0	0	2	0	0	3	0	0	0
Totals		48	144	13	0	2	0	2	0	0	5	40	0	0

Playoff Statistics

YEAR	TEAM	GP	DT	ST	QS	TFL	FF	FR	YDS	TDS	INT	YDS	TDS	PKD
2009	HAM	1	9	0	0	0	0	0	0	0	0	0	0	0
2010	HAM	1	0	0	0	0	0	0	0	0	0	0	0	0
2011	HAM	2	7	3	0	0	0	0	0	0	0	0	0	0
Totals		2	16	3	0	0	0	0	0	0	0	0	0	0



88
WR

STALA
DAVE

HT	WT	BIRTHDATE	CFL/TICATS
6.02	198	25-OCT-79	10/4
COLLEGE			STATUS
SAINT MARY'S			NI

Acquired: Signed as a free agent on April 30, 2009

Career

2011: Started all 18 games in his third season with the Tiger-Cats...named CFL Canadian Player of the Week for week 5...nominated as Ticats Most Outstanding Canadian for the second-straight season...led the team in receiving touchdowns with a career-high 8. **Playoffs:** Played in both of the Ticats playoff games.

2010: Started all 18 games in his second season with the Tiger-Cats...named the East Division's Most Outstanding Canadian...finished second on the Ticats with 1,015 receiving yards...his 1,105 receiving yards were the second most among non-import receivers in the CFL. **Playoffs:** Started in the Ticats Eastern Semi-Final loss to Toronto.



2009: Started all 18 games during his first season with the Tiger-Cats...finished second on the team with 67 receptions and 751 receiving yards...scored two touchdowns...named the CFL Canadian Player of the Week for Weeks 10 and 18. **Playoffs:** Played in the Ticats Eastern Semi-Final loss to B.C.

2008: Played in one game and was inactive in another before spending the final 16 weeks on the injured list during his sixth season with the Alouettes.

2007: Played in one game and spent 17 weeks on the injured list during his fifth season in Montreal

2006: Played in 16 games in his fourth season as an Alouette. **Playoffs:** Suited up in both of Montreal's playoff games, including their Grey Cup loss to B.C....caught three passes for 33 yards in the Grey Cup.

2005: Played in all 18 games during his third season in Montreal...recorded his first career CFL touchdown on August 18 against Calgary. **Playoffs:** Played in all three of Montreal's playoff games, including their Grey Cup loss to Edmonton.

2004: Played in nine games in his second season as an Alouette...caught 12 passes for 171 receiving yards...completed one pass for 35 yards...punted 15 times for 537 yards (35.8 avg)...booted 22 kickoffs for 1,250 yards (56.8 avg) **Playoffs:** Suited up in Montreal's Eastern Final loss to the Argos, making one reception for five yards.

2003: Played in 13 games during his rookie season with the Alouettes after being selected in the sixth round (50th overall) ...made his CFL debut on June 17 in Calgary. **Playoffs:** Suited up in both of Montreal's playoff games including their Grey Cup loss to Edmonton.

CFL First/Most/Longest

First game: June 17/03 at CGY

First Rec.: Jul. 29/03 vs WPG

First TD: Aug. 18/05 vs CGY (*Anthony Calvillo*)

Longest Rec.: 69 yards (*Oct. 18/2009 at MTL, Kevin Glenn*)

Most Receptions/game: 11 (*Oct. 16/05 vs BC*)

Most Rec. Yards/game: 128 (*Sept.25/10 vs SSK*)

Most Rec. TDs/game: 2 (*Oct. 16/05 vs BC*)

Most Receptions/season: 86 (*2010*)

Most Rec. Yards/season: 1,037 (*2005*)

Most Rec. TDs/season: 8 (*2011*)

College / Personal

College: Played four seasons (1999-2002) at St. Mary's...was an AUS All-Star as a receiver, kicker and punter in 2002... was named the 2002 Churchill Bowl MVP in St. Mary's win over McMaster...captured two Vanier Cup with the Huskies in 2001 and 2002.

Personal: Born October 25, 1979 in Myslenice, Poland...was raised in Hamilton...won three high school basketball championships with Cathedral High School in Hamilton...majored in marketing at St. Mary's.

Regular Season Statistics

YEAR	TEAM	RECEIVING						RUSHING					
		G	REC	YDS	AVG	LG	TD	ATT	YDS	AVG	LG	TD	
2003	MTL	13	10	179	17.9	36	0	0	0	0	0	0	
2004	MTL	9	12	171	14.3	25	0	0	0	0	0	0	
2005	MTL	18	83	1037	12.5	43	5	1	-3	-3.0	0	0	
2006	MTL	16	38	445	11.7	65	2	0	0	0	0	0	
2007	MTL	1	2	20	10.0	12	0	0	0	0	0	0	
2008	MTL	1	0	0	0	0	0	0	0	0	0	0	
2009	HAM	18	67	751	11.2	69	2	0	0	0	0	0	
2010	HAM	18	85	1,015	11.9	41	6	0	0	0	0	0	
2011	HAM	18	59	771	13.1	58	8	0	0	0	0	0	
Total		112	356	4389	12.3	69	23	1	-3	-3.0	0	0	

YEAR	TEAM	KICKOFFS					PUNTING				NET PUNTING		
		NO	YDS	AVG	LG	S	NO	YDS	AVG	LG	NO	YDS	AVG
2003	MTL	3	139	46.3	58	0	2	96	48.0	64	2	85	42.5
2004	MTL	22	1250	56.8	78	1	15	537	35.8	50	15	462	30.8
2005	MTL	0	0	0.0	0	0	3	134	44.7	54	3	122	40.7
2006	MTL	0	0	0.0	0	0	4	165	41.3	44	4	159	39.8
2007	MTL	0	0	0.0	0	0	0	0	0.0	0	0	0	0.0
2008	MTL	0	0	0.0	0	0	0	0	0.0	0	0	0	0.0
2009	HAM	3	154	51.3	55	0	0	0	0.0	0	0	0	0.0
Totals		28	1543	55.1	78	1	24	932	38.8	64	24	828	34.5



Playoff Statistics

YEAR	TEAM	GP	REC	RECEIVING				RUSHING					
				YDS	AVG	LG	TD	ATT	YDS	AVG	LG	TD	
2003	MTL	1	0	0	0	0	0	0	0	0	0	0	0
2004	MTL	1	1	5	5.0	5	0	0	0	0	0	0	0
2005	MTL	2	3	32	10.7	13	1	0	0	0	0	0	0
2006	MTL	1	0	0	0	0	0	0	0	0	0	0	0
2007	MTL	0	0	0	0	0	0	0	0	0	0	0	0
2008	MTL	0	0	0	0	0	0	0	0	0	0	0	0
2009	HAM	1	4	54	13.5	28	2	0	0	0	0	0	0
2010	HAM	1	2	22	11.0	11	0	0	0	0	0	0	0
2011	HAM	2	5	57	11.4	21	1	0	0	0	0	0	0
Total		9	15	170	11.3	28	3	0	0	0	0	0	0

Grey Cup Appearances (3): 1 with Montreal in 2003, 1 with Montreal in 2005 and 1 with Montreal in 2006.



98
STEELE
EDDIE
DT

HT	WT	BIRTHDATE	CFL/TICATS
6.02	273	4-JUL-88	2/2
COLLEGE			STATUS
MANITOBA			NI

Acquired: Selected by the Tiger-Cats in the third round (22nd overall) of the 2010 CFL Canadian Draft.

Career

2011: Started all 18 games in his second season with the Tiger-Cats...**Playoffs:** Played in both of the Ticats playoff games.

2010: Spent the majority of the season on the practice roster...spent two weeks on the four-man reserve and one on the injured list.

CFL Firsts & Mosts

First CFL Game: July 1/11 vs. WPG
First CFL Def. Tackle: July 1/11 vs. WPG
First CFL Sack: July 1/11 vs. WPG (Buck Pierce)

Most Def. Tackles/Game: 4 (July 9/11 @ EDM)
Most Sacks/Game: 1 (July 1/11 vs. WPG)
Most Def. Tackles/Season: 28 (2011)
Most Sacks/Season: 1 (2011)

Regular Season Statistics

YEAR	TEAM	GP	DT	ST	QS	TFL	FF	FR	YDS	TDS	INT	YDS	TDS	PKD
2011	HAM	18	28	0	1	0	0	1	0	0	0	0	0	0
TOTAL		18	28	0	1	0	0	1	0	0	0	0	0	0

Playoff Statistics

YEAR	TEAM	GP	DT	ST	QS	TFL	FF	FR	YDS	TDS	INT	YDS	TDS	PKD
2011	HAM	2	5	0	0	0	0	0	0	0	0	0	0	0
TOTAL		2	5	0	0	0	0	0	0	0	0	0	0	0

College / Personal

College: Played three years (2007-2009) at Manitoba...recorded 53.5 tackles and three quarterback sacks in 17 regular season games...helped the Bisons capture a Vanier Cup championship in 2007...named a Canada West All-Star and a Second Team CIS All-Canadian in 2009...attended the 2010 CFL E-Camp...played in the 2009 CIS East-West Bowl.

Personal: Born July 4, 1988 in Winnipeg, Manitoba...his father, Leroy was a linebacker from South Dakota State, was picked by the Ticats in the 7th round of the 1984 CFL Draft.



24
RB

STEPHENSON
DARYL

HT	WT	BIRTHDATE	CFL/TICATS
6.02	228	8-OCT-85	5/2
COLLEGE			STATUS
WINDSOR			NI

Acquired: Signed as a free agent on February 17, 2011

Career

2011: Dressed for nine games in his first season with the Tiger-Cats...spent seven weeks on the injured list...made his Ticats debut July 16 vs. Saskatchewan. **Playoffs:** Dressed for both of the Ticats playoff games.

2010: Played in nine games with the Blue Bombers...was injured for eight weeks and on the four-man reserve for one game.

2009: Played in 18 games during his first full season with the Blue Bombers...made his first career reception on July 2 in Edmonton.

2008: Played in two games with the Winnipeg Blue Bombers after finishing his CIS career at Windsor was selected in the third round (15th overall) of the CFL Canadian Draft...made his CFL debut on October 26 in Montreal.

College / Personal

College: Played five seasons (2004-08) at Windsor...finished his collegiate career as the leading rusher in CIS history and is the only player in CIS history to surpass 5,000 rushing yards...running for 5,163 yards...became the first player in CIS history to run for over 1,000 yards in three consecutive seasons (2004-06)...won the Hec Crighton award as the top player in Canadian university football in 2006 after leading the nation with 1,140 rushing yards and 11 touchdowns... named a CIS and OUA First-Team All-Star in 2005 and 2006...named the OUA Rookie of the Year in 2004.

Personal: Born on October 8, 1985 in London, Ontario...had a bobblehead created in his likeness during his final season at Windsor.

Regular Season Statistics

YEAR	TEAM	GP	RECEIVING				RUSHING					
			REC	YDS	AVG	LG	TD	ATT	YDS	AVG	LG	TD
2008	WPG	2	2	12	6.0	8	0	9	19	2.1	0	0
2009	WPG	18	1	1	1.0	1	0	0	0	0	0	0
2010	WPG	9	0	0	0	0	0	7	30	4.3	8	0
2011	HAM	9	0	0	0	0	0	6	17	2.8	8	0
Total		38	3	13	4.3	8	0	22	66	3.0	8	0



4
DB

THOMAS
CARLOS

HT	WT	BIRTHDATE	CFL/TICATS
5.11	195	1-MAY-87	2/2
COLLEGE			STATUS
SOUTH CAROLINA			I

Acquired: Traded from the Edmonton Eskimos along with K/P Justin Medlock and two selections in the 2011 CFL Canadian Draft in exchange for a second round selection in the 2011 Draft and the rights to a negotiation list player on March 21.

Career

2011: Played in 15 games in his first year with the Tiger-Cats, starting 14...made his Ticats debut July 1 vs. Winnipeg **Playoffs:** Played in both of the Ticats playoff games.

2010: Signed with the Edmonton Eskimos on October 5...spent the final five weeks of the season on the practice roster... attended training camp with the Saskatchewan Roughriders...was released on June 22.

2009: Signed with the Saskatchewan Roughriders on October 20...spent the final five weeks of the season on the practice roster...signed with the NFL's San Francisco 49ers on April 26...attended training camp and was released by the 49ers on August 30.



CFL Firsts & Mosts

First CFL game: Oct. 31/09 @ HAM
First CFL def. tackle: July 1/11 vs. WPG
First CFL Interception: Oct. 22/11 vs. BC (Jarious Jackson)

Most Def. Tackles/game: 4 (4 times)
Most Interceptions/Game: 1 (Twice)
Most Def. Tackles/Season: 38 (2011)

Regular Season Statistics

YEAR	TEAM	GP	DT	ST	QS	TFL	FF	FR	YDS	TDS	INT	YDS	TDS	PKD
2011	HAM	15	38	3	0	0	0	0	0	0	2	0	0	4
TOTAL		15	38	3	0	0	0	0	0	0	2	0	0	4


Playoff Statistics

YEAR	TEAM	GP	DT	ST	QS	TFL	FF	FR	YDS	TDS	INT	YDS	TDS	PKD
2011	HAM	2	4	0	0	0	0	0	0	0	0	0	0	0
TOTAL		2	4	0	0	0	0	0	0	0	0	0	0	0

College / Personal

College: Played four seasons (2005-08) at South Carolina...made 60 defensive tackles, six interceptions and 2.5 tackles for a loss in 48 games.

Personal: Born May 1, 1987 in College Park, Georgia...played football and baseball at Banneker High School...brother is Levon Thomas, who played wide receiver in the NFL for Indianapolis, New Orleans and Tampa Bay.

	5 DB	WEBB DEE	HT	WT	BIRTHDATE	CFL/TICATS
			5.11	190	8-DEC-84	3/2
			COLLEGE		STATUS	
			FLORIDA		I	

Acquired: Traded from Toronto with a conditional draft pick in 2013 to the Tiger-Cats for WR Maurice Mann on October 11, 2011

Career

2011: Signed with the Toronto Argonauts on February 14...appeared in eleven games... was traded to the Hamilton Tiger-Cats on Oct.11...made his Ticats debut October 16 at Montreal...started the four remaining games in the regular season.
Playoffs: Played in both playoff games for the Ticats.

2010: Signed with the AFL's Jacksonville Sharks...played in 14 games.

2009: Signed with the Toronto Argonauts on April 27...was released and signed to the Calgary Stampeders practice roster...was added to the active roster and started Sept. 25 vs. BC...recorded two tackles

2008: Played in 16 games with the AFL's Philadelphia Soul...made 40 tackles...went on to win Arenabowl XXII

2007: Released by the NFL's Jacksonville Jaguars on September 1...signed with the AFL's Philadelphia Soul on December 7.

2006: Drafted by the NFL's Jacksonville Jaguars in the seventh round (236th overall)...played in 11 games as a rookie.

CFL Firsts & Mosts

First CFL Game: Sept. 25/09
First CFL Def. Tackle: Sep. 25/09 vs. BC
First CFL Int.: July 8/11 @ WPG (Buck Pierce)

Most Defensive Tackles/Game: 4 (Twice)
Most Special Teams Tackles/Game: 2 (Twice)

Most Defensive Tackles/Season: 15 (2011)
Most Special Teams Tackles/Season: 7 (2011)

College / Personal

College: Played three seasons (2003-05) at the University of Florida...recorded 118 tackles (87 solo), five tackles for loss, 24 pass knockdowns, three forced fumbles and three blocked kicks...was a first-team All-SEC selection in 2005...forewent his senior season at Florida.


Personal: Was named the Florida-Union's Player of The Year in 2002 while at Edward White High School in Jacksonville, Florida...qualified for the Junior Olympic team in the 100m (10.6) and was the anchor on the 4 x 400 relay team.

Regular Season Statistics

YEAR	TEAM	GP	DT	ST	QS	TFL	FF	FR	YDS	TDS	INT	YDS	TDS	KD
2009	CGY	1	2	0	0	0	0	1	35	0	0	0	0	0
2011	TOR	11	8	0	0	0	0	0	0	0	0	0	0	0
2011	HAM	4	15	7	0	0	0	0	0	0	1	0	0	0
Totals		16	25	7	0	0	0	1	15	0	1	0	0	0

Playoff Statistics

YEAR	TEAM	GP	DT	ST	QS	TFL	FF	FR	YDS	TDS	INT	YDS	TDS	KD
2011	HAM	2	5	0	0	0	0	0	0	0	0	0	0	0
Totals		2	5	0	0	0	0	0	0	0	0	0	0	0



80

WR

WILLIAMS

CHRIS

HT	WT	BIRTHDATE	CFL/TICATS
5.09	155	16-SEP-87	2/2
COLLEGE			STATUS
NEW MEXICO STATE			I

Acquired: Signed as a free agent on May 18, 2011

Career

2011: Played 15 games in his rookie season with the Tiger-Cats...was named an East Division All-Star...was named the CFL's Most Outstanding Rookie...led the team in receiving yards with 1,064...made his Ticats debut July 9 at Edmonton...scored his first CFL touchdown July 16 vs. Saskatchewan, his first of two. **Playoffs:** Played in both of the Ticats playoff games.

2010: Spent two weeks on the Tiger-Cats practice roster after signing on October 18...signed with the UFL's Hartford Colonials...was released by the Colonials on September 8.

2009: Signed with the NFL's Miami Dolphins on April 27...was released by the Dolphins on August 25...joined the Cleveland Browns practice roster on November 9...was released on November 18.

CFL First/Mosts/Longest

First game: July 9/11 @ EDM
First Rec.: July 9/11 @ EDM
First TD: July 16/11 vs SSK (Kevin Glenn)
Longest Rec.: 71 yards (July 22/11 @ BC, Kevin Glenn)

Most Receptions/game: 8 (July 22/11 @ BC)
Most Rec. Yards/game: 189 (July 22/11 @ BC)
Most Rec. TDs/game: 2 (July 16/11 vs. SSK)

College / Personal

College: Played four seasons (2005-08) at New Mexico State...caught 246 passes for 3,555 yards and 32 touchdowns with the Aggies...also returned 42 kickoffs for 1,033 yards (24.6 avg) and two touchdowns as well as 51 punts for 297 yards (5.8 avg) and one touchdown...carried the ball 20 times for 100 yards...set school records with 92 receptions and 1,425 receiving yards in 2006...led the nation in receiving yards per game (117.9) and catches per game (7.66) in 2006...named a finalist for the Biletnikoff Award, an award given to the nation's top wide receiver in 2007...earned first-team all-WAC honours twice (2008 and 2006) and second-team all-WAC honours in 2007.

Personal: Son of Wallace and Carol Williams...participated in track and field and played football at Rio Rancho High School...ran for almost 2,100 yards and 33 touchdowns in his senior season...won the state championship in the 200m dash, the high jump and was a member of the state champion 4x100m relay team.



Regular Season Statistics

YEAR	TEAM	RECEIVING						RUSHING				
		G	REC	YDS	AVG	LG	TD	YDS	AVG	LG	TD	
2011	HAM	15	70	1,064	15.2	71	6	6	43	7.2	14	0
TOTAL		15	70	1,064	15.2	71	6	6	43	7.2	14	0

YEAR	TEAM	KICKOFF RETURNS					PUNT RETURNS					
		NO	YDS	AVG	LG	TD	NO	YDS	AVG	LG	TD	NO
2011	HAM	12	252	21.0	93	1	12	80	6.8	0	0	0
		12	252	21.0	93	1	12	80	6.8	0	0	0

Playoff Statistics

YEAR	TEAM	RECEIVING						RUSHING				
		GP	REC	YDS	AVG	LG	TD	YDS	AVG	LG	TD	
2011	HAM	2	8	66	8.2	31	0	4	4	0	0	0
TOTAL		2	8	66	8.2	31	0	0	0	0	0	0



9
WILLIAMS
RENAULD
LB

HT	WT	BIRTHDATE	CFL/TICATS
6.00	238	23-FEB-81	5/2
COLLEGE		STATUS	
HOFSTRA		I	

Acquired: Signed as a free agent on February 17, 2011

Career

2011: Started 17 games in his first season with the Tiger-Cats...named an East Division All-Star for the first time in his career...made his Ticats debut on July 1 vs. Winnipeg... **Playoffs:** Played in both of the Ticats playoff games.

2010: Signed with the NFL's Pittsburgh Steelers on February 17...was released by the Steelers on September 3.

2009: Played in 13 games in his third season with the Roughriders. **Playoffs:** Played in two playoff games, including the Roughriders Grey Cup loss to Montreal

2008: Played in 16 games during his second season in Saskatchewan...made 39 defensive tackles, 18 special teams tackles, one interception, two forced fumbles, one blocked punt and three quarterback sacks...suited up in Saskatchewan's playoff loss to Calgary...named the CFL's Defensive Player of the Week in week 16.

2007: Played in two games with the Saskatchewan Roughriders...made three special teams tackles...made his CFL debut on October 21 against Hamilton...was waived by the NFL's San Francisco 49ers on March 16.

2006: Played in three games with the NFL's San Francisco 49ers, making two tackles.

2005: Played in two games with the NFL's San Francisco 49ers after signing as a free agent on November 22...made two tackles in two games...also spent time with the NFL's Cleveland Browns and Miami Dolphins.

2004: Signed with the NFL's San Francisco 49ers on April 24...attended training camp and was released by the 49ers...signed by the NFL's Miami Dolphins on September 29...played in two games with the Dolphins, making two tackles.

CFL Firsts & Mosts

First CFL Game: Oct. 21/07 vs. HAM
First CFL Def. Tackle: July. 4/08 @ BC
First CFL Sack: July. 4/08 @ BC
First CFL INT: July 11/09 vs. EDM (*Ricky Ray*)

Most Def. Tackles/Game: 11 (*Oct. 19/09 @ HAM*)
Most Sacks/Game: 2 (*Aug. 1/09 @ CAL*)
Most Def. Tackles/Season: 91 (*2011*)
Most Special Teams Tackles/Season: 18 (*2008*)
Most Sacks/Season: 5 (*2011*)

College / Personal

College: Played three seasons at Hofstra University...recorded 233 tackles...earned All-Atlantic 10 honours and was name the conference's Defensive Player of the Year in his senior season...transferred from New Hampshire after one season.

Personal: Renauld Duvall Williams was born on February 23, 1981 in Westbury, New York.


Regular Season Statistics

YEAR	TEAM	GP	DT	ST	QS	TFL	FF	FR	YDS	TDS	INT	YDS	TDS	PKD
2007	SSK	2	0	3	0	0	0	0	0	0	0	0	0	0
2008	SSK	16	39	18	3	0	2	0	0	0	1	42	1	2
2009	SSK	13	59	8	3	2	3	1	0	1	0	0	0	4
2011	HAM	17	91	8	5	1	0	0	0	0	1	32	0	3
TOTALS		48	189	37	11	3	5	1	0	1	2	74	1	9

Playoff Statistics

YEAR	TEAM	GP	DT	ST	QS	TFL	FF	FR	YDS	TDS	INT	YDS	TDS	PKD
2008	SSK	1	0	0	0	0	0	0	0	0	0	0	0	0
2009	SSK	2	21	0	4	0	1	0	0	0	0	0	0	0
2011	HAM	2	13	0	0	0	1	0	0	0	0	0	0	0
TOTALS		3	34	0	4	0	2	0	0	0	0	0	0	0

Grey Cup Appearances: 1 with SSK in 2009.



23

YOUNG MARCELL

DB

HT	WT	BIRTHDATE	CFL/TICATS
6.02	200	2-SEP-87	2/2
COLLEGE			STATUS
JACKSON STATE			I

Acquired Signed as a free agent on May 25, 2011

Career

2011: Started all 18 games in his rookie season with the Tiger-Cats...made his Ticats debut on July 1 vs. Winnipeg...also recorded his first career interception in that game, picking off Buck Pierce.

2009: Signed with the NFL's New Orleans Saints on April 25

CFL Firsts & Mosts

First CFL game: July 1/11 vs. WPG
First CFL def. tackle: July 1/11 vs. WPG
First CFL Interception: July 1/11 vs. WPG (Buck Pierce)

Most Def. Tackles/game: 5 (4 times)
Most Interceptions/Game: 1 (Twice)

Regular Season Statistics

YEAR	TEAM	GP	DT	ST	QS	TFL	FF	FR	YDS	TDS	INT	YDS	TDS	PKD
2011	HAM	18	49	2	0	0	0	0	0	0	2	24	0	3
TOTAL		18	49	2	0	0	0	0	0	0	2	24	0	3

Playoff Statistics

YEAR	TEAM	GP	DT	ST	QS	TFL	FF	FR	YDS	TDS	INT	YDS	TDS	PKD
2011	HAM	2	10	0	1	0	0	0	0	0	0	0	0	0
TOTAL		2	10	0	1	0	0	0	0	0	0	0	0	0

College / Personal

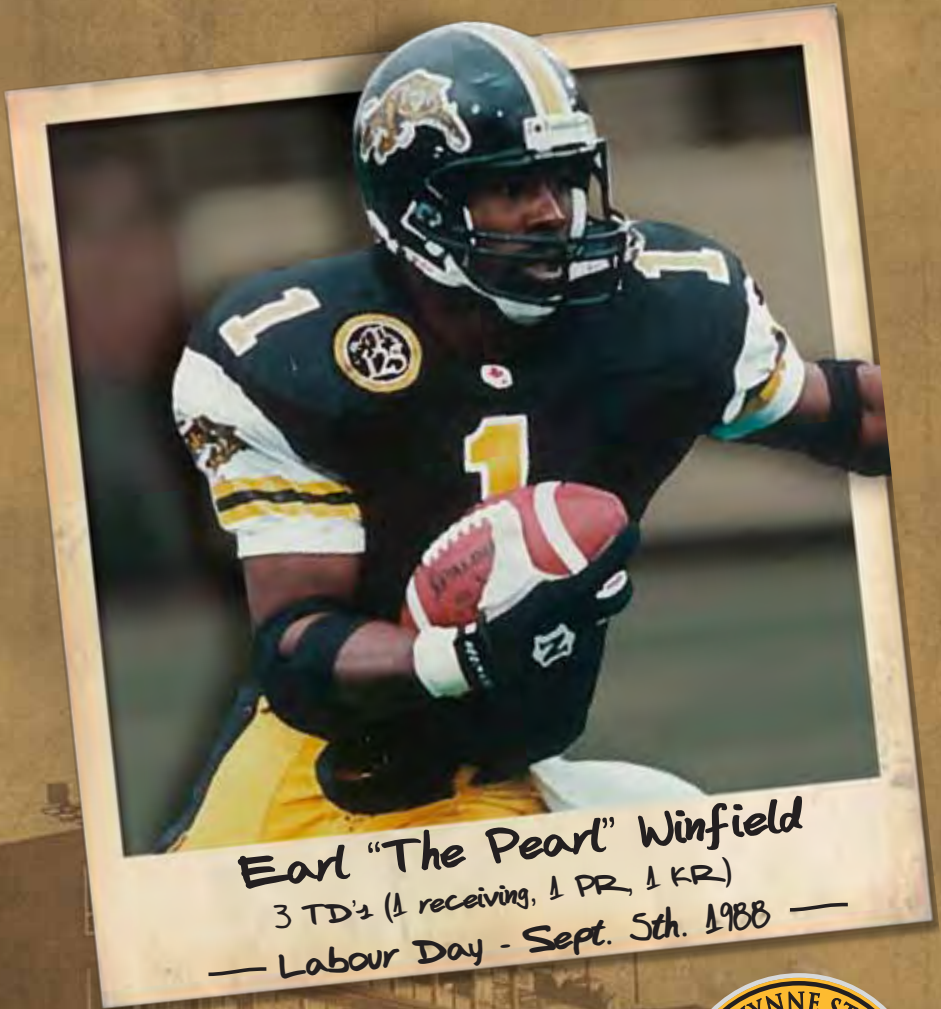
College: Played two seasons (2008-09) at Jackson State University...recorded 48 tackles, five pass break-ups, two interceptions, one quarterback sack and recovered one fumble...played two years (2006-07) at Hinds Community College...took part in the 2010 Texas vs. The Nation game.

Personal: Son of Felicia and Melvin Young...majored in financing at Jackson State.



HAMILTON TIGER-CATS

First Year Players



Earl "The Pearl" Winfield

3 TD's (1 receiving, 1 PR, 1 KR)

— Labour Day - Sept. 5th. 1988 —





65
OL

BAILLARGEON
Pascal

HT	WT	BIRTHDATE	CFL/TICATS
6.05	300	19-FEB-86	1/1
COLLEGE			STATUS
LAVAL			NI

Acquired: Selected in the third round (21st overall) of the 2011 CFL Canadian Draft.

College / Personal

College: Played five seasons (2007-11) at Laval...named a first-team All-Canadian in 2010 and a QUFL all-star in 2009 and 2010...earned Vanier Cup titles with the Rouge et Or in 2008 and 2010.

Personal: Born in St-Anselme, Quebec on February 19, 1986...named the CEGEP AA Best Offensive Lineman in 2006.



76
P/K

BARTEL
Josh

HT	WT	BIRTHDATE	CFL/TICATS
6.03	200	23-APR-86	1/1
COLLEGE			STATUS
NONE			NI

Acquired: Signed as a free agent on May 28, 2012

College / Personal

Personal: Born on April 23, 1986 in Australia...played Australian Rules Football with the Wodonga Bulldogs, Kiewa-Sandy Creek and Murray Bushrangers.



91
DE

BOUDREAUX
BRANDON

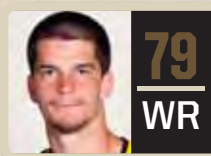
HT	WT	BIRTHDATE	CFL/TICATS
6.01	240	26-JUN-89	1/1
COLLEGE			STATUS
TROY			I

Acquired: Signed as a free agent on May 29, 2012

College / Personal

College: Played four seasons (2008-11) at Troy...made 21 tackles, 3.5 quarterback sacks and 3.5 tackles for a loss.

Personal: Brandon Alan Boudreaux was born on June 26, 1989 in Auburn, Alabama...son of Dianne and David Boudreaux...played football and ran track at Auburn High School...majored in broadcast journalism at Troy.



79
WR

BRESCACIN
JORDAN

HT	WT	BIRTHDATE	CFL/TICATS
6.04	180	25-APR-89	1/1
COLLEGE			STATUS
WINDSOR			NI

Acquired: Signed as a free agent May 24, 2012

College / Personal

College: Played four seasons (2008-11) at Windsor...named a first-team All-Canadian and first-team OUA All-Star in 2011 after registering 50 receptions for 773 yards and seven touchdowns...honoured as the Lancers' Offensive Player of the Year...recipient of Windsor's Male Leadership and Development Award.

Personal: Born on April 25, 1989 in Tecumseh, Ontario...was the MVP of his football and basketball team at St. Anne's High School.





93
DT

**BROWN
RONNELL**

HT	WT	BIRTHDATE	CFL/TICATS
6.02	270	2-JUL-88	1/1
COLLEGE		STATUS	
JAMES MADISON		I	

Acquired: Signed as a free agent on April 4, 2012

Career

2011: Signed with the NFL's Denver Broncos on July 27...was among the Broncos' final training camp cuts on September 3.

College / Personal

College: Played four seasons (2007-10) at James Madison...made 87 tackles (35 solo), 16.5 tackles for losses, 7.5 quarterback sacks and two interceptions in 39 games...named a first-team All-CAA All-Star in 2010 and third-team in 2009.

Personal: Born in Chesapeake, Virginia on July 2, 1988...played football at Hickory High School...his father, Bobby, played for four teams over six seasons as a Major League Baseball player...majored in Kinesiology at JMU.



26
DB

**BUCKNOR
MATT**

HT	WT	BIRTHDATE	CFL/TICATS
5.11	180	30-JUN-85	1/1
COLLEGE		STATUS	
WINDSOR		NI	

Acquired: Signed as a free agent on May 24, 2012

College / Personal

College: Played five seasons (2006-10) at Windsor...made 32 tackles and six interceptions in his senior season.



85
WR

**CHARBONNEAU-
CAMPEAU
SIMON**

HT	WT	BIRTHDATE	CFL/TICATS
6.04	200	2-MAY-88	1/1
COLLEGE		STATUS	
SHERBROOKE		NI	

Acquired: Selected in the fourth round (25th overall) of the 2012 CFL Draft.

College / Personal

College: Played four seasons (2008-11) at Sherbrooke...owns school records for career receptions (138) and career receiving yards (2,477)...won the Jeff Russel Trophy as the RSEQ MVP in 2010 and 2011...named a RSEQ All-Star three times and a CIS All-Canadian twice...his 1,121 receiving yards in 2010 are second-highest single-season total in CIS history, trailing only Andy Fantuz's record of 1,300 in 2002.

Personal: Born on May 2, 1988 in St- Jean-sur-Richelieu, Quebec...studied biotechnology at Sherbrooke.

CLUB DIRECTORY

VETERAN PLAYERS

FIRST YEAR PLAYERS

GAME RECAP

RECORDS

HISTORY



66
OL

CLAYTOR
NICK

HT	WT	BIRTHDATE	CFL/TICATS
6.06	285	1-APR-89	1/1
COLLEGE			STATUS
GEORGIA TECH			I

Acquired: Signed as a free agent on September 2, 2011

Career

2011: Spent five weeks on the Ticats practice roster after signing on September 2.

College / Personal

College: Played three seasons at Georgia Tech (2008-10)...started 15 of 35 games played...helped the Yellow Jackets lead the nation in rushing offence in 2010.

Personal: Full name is Nicholas Aaron Claytor...son of Lisa Claytor...played football at Gainesville High School.



95
DE

CRABLE
Shawn

HT	WT	BIRTHDATE	CFL/TICATS
6.05	250	26-DEC-84	1/1
COLLEGE			STATUS
MICHIGAN			I

Acquired: Signed as a free agent on June 8, 2012

Career

2011: Played for the UFL's Sacramento Mountain Lions.

2010: Played in six games with the NFL's New England Patriots...made four tackles...was released by the Patriots on November 17...added to the New York Jets' practice squad on November 19.

2009: Missed the entire NFL season with the New England Patriots after being placed on the injured reserve on September 5.

2008: Selected in the third round (78th overall) of the NFL Draft by the New England Patriots...was inactive for the first half of the season before being placed on injured reserve.

College / Personal

College: Played four years (2004-07) at Michigan...made 141 tackles (98 solo), 19.5 tackles for a loss, 16.5 quarterback sacks and seven forced fumbles in 46 games...named second-team All-Big Ten in 2006 and 2007...served as team captain in 2007.

Personal: Born in Massillon, Ohio on December 26, 1984...attended Washington High School.



63
OL

DILE
MARC

HT	WT	BIRTHDATE	CFL/TICATS
6.04	300	5-MAY-86	1/1
COLLEGE			STATUS
SOUTH FLORIDA			I

Acquired: Signed as a free agent on April 13, 2012

Career

2011: Signed with the NFL's Tampa Bay Buccaneers on January 4...was among the team's final training camp cuts on September 3.

2010: Signed by the NFL's Buffalo Bills on November 30 and was added to the team's practice squad...was released by the Bills on December 14...attended training camp with the NFL's Tampa Bay Buccaneers and was released on September 4.




2009: Signed with the NFL's Tampa Bay Buccaneers on May 4...was declared inactive for the the first five weeks of the season before joining the Bucs' practice squad on October 13.

College / Personal

College: Played four seasons (2005-08) at South Florida...started 37 of 51 games played...played both left and right tackle...tied the school record for games played (51).

Personal: Born on May 5, 1986 in Orlando, Florida...son of Celaine Guerrier and Wilfranc Dile...played football, basketball and ran track at Edison High School.


	51 DE	FORTIN MARC-ANTOINE	HT	WT	BIRTHDATE	CFL/TICATS
			6.04	245	28-AUG-87	1/1
			COLLEGE		STATUS	
			LAVAL		NI	

Acquired: Selected in the third round (20th overall) of the 2011 CFL Canadian Draft.

College / Personal

College: Played five seasons (2007-11) at Laval...in his final season, he registered 20 tackles (15 solo), 4.5 quarterback sacks and 7.5 tackles for losses...earned Defensive Player of the Game in Laval's 2008 Vanier Cup championship win... named defensive MVP of the 2009 Dunsmore Cup...helped the Rouge et Or capture the Vanier Cup in 2008 and 2010... also served as the team's long snapper.

Personal: Born in Quebec City, Quebec on August 28, 1987...studied Law and Business Administration at Laval.

	11 WR	GIGUERE SAMUEL	HT	WT	BIRTHDATE	CFL/TICATS
			6.00	215	11-JUL-85	1/1
			COLLEGE		STATUS	
			SHERBROOKE		NI	

Acquired: Selected by the Tiger-Cats in the first round (8th overall) of the 2008 CFL Canadian Draft.

Career

2011: Attended training camp with the NFL's New York Giants and was waived/injured on August 23.

2010: Attended training camp with the NFL's Indianapolis Colts and was among their final cuts on September 4...joined the New York Giants on October 19, remaining on their practice roster for the rest of the year.

2009: Suited up in one game with the NFL's Indianapolis Colts after spending a majority of the season on their practice squad...returned five kickoffs for 122 yards.

2008: Signed with the NFL's Indianapolis Colts and spent the season on their practice squad...was picked by the Ticats in the first round (8th overall) of the 2008 CFL Canadian Draft.

College / Personal

College: Played three seasons at Sherbrooke (2005-07)...caught 94 passes for 1,950 yards and 17 touchdowns...named a first-team all-Canadian in 2007...named a QUFL All-Star in 2006...named Sherbrooke's rookie of the year after his 2005 campaign...his 871 receiving yards in 2007 set a school record and now sit second all-time in Vert & Or history...was a member of Sherbrooke's track and field team, competing in 60m, 4x200m and shot put.

Personal: Born on July 11, 1985 in Sherbrooke, Quebec...played three years for the Champlain Regional College...was a member of Team Canada at the 2005 Global Junior Championships.



64
OL

HENNESSEY
NICK

HT	WT	BIRTHDATE	CFL/TICATS
6.05	291	2-JUL-86	1/1
COLLEGE			STATUS
COLGATE			I

Acquired: Signed as a free agent on April 13, 2012

Career

2011: Spent a total of 12 weeks during two stints on the B.C. Lions practice roster...played two games with the UFL's Omaha Nighthawks after signing on August 22.

2010: Attended training camp with the NFL's Buffalo Bills and was subsequently released on September 4...joined the B.C. Lions practice roster on October 18.

2009: Signed with the NFL's Buffalo Bills on May 1...suited up in one game and spent most of the season on the Bills practice roster.

College / Personal

College: Played four years (2005-08) at Colgate...earned first-team All-Patriot League honours in 2008.

Personal: Nicholas George Hennessey was born in Salem, Massachusetts on July 2, 1986.



57
OL

HUSBAND
CODY

HT	WT	BIRTHDATE	CFL/TICATS
6.07	307	19-MAR-88	1/1
COLLEGE			STATUS
UBC			NI

Acquired: Signed as a free agent on March 2, 2011.

Career

2011: Spent the entire season on the injured list with the Hamilton Tiger-Cats.

2010: Signed with the Tiger-Cats on May 28...attended training camp and was released on June 26.

College / Personal

College: Played five years (2006-2010) at UBC...attended the 2010 CFL E-Camp.

Personal: Played football at New Westminster Secondary School.



53
LB

JEAN-MARY
PATRICK

HT	WT	BIRTHDATE	CFL/TICATS
6.02	230	6-JUN-86	1/1
COLLEGE			STATUS
HOWARD			NI

Acquired: Selected in the fifth round (33rd overall) of the 2011 CFL Canadian Draft.

College / Personal

College: Played four seasons (2008-11) at Howard...recorded 88 tackles (57 solo), 12 tackles for a loss, 2.5 quarterback sacks and blocked one kick in 39 games.

Personal: Born in Laval, Quebec on June 6, 1986.





89
WR

JONES
ONREA

HT	WT	BIRTHDATE	CFL/TICATS
6.00	202	22-DEC-83	1/1
COLLEGE			STATUS
HAMPTON			I

Acquired: Signed as a free agent on April 16, 2012

Career

2011: Signed with the NFL's Chicago Bears on January 10...was released by the Bears on September 2.

2010: Dressed for two games with the NFL's Arizona Cardinals but spent most of the season on their practice squad.

2009: Spent most of the season on the NFL's Arizona Cardinals' practice squad.

2008: Signed with the NFL's Arizona Cardinals on September 1 and spent six weeks on their practice squad...signed with the NFL's Indianapolis Colts and was among the team's final training camp cuts on August 30.

2007: Joined the NFL's Green Bay Packers practice squad on September 18 and was released on October 22...signed with the NFL's San Diego Chargers on August 3 and was released on August 31...signed with the NFL's Houston Texans on May 1 and was released on July 27.

College / Personal

College: Played four years (2003-06) at Hampton...caught 96 passes for 1,359 yards and seven touchdowns in 38 games.

Personal: Born in Clarksville, Tennessee on December 22, 1983...played football at Bruton High.



18
QB

LEFEVOUR
DAN

HT	WT	BIRTHDATE	CFL/TICATS
6.03	230	19-MAR-87	1/1
COLLEGE			STATUS
CENTRAL MICHIGAN			I

Acquired: Signed as a free agent on June 4, 2012

Career

2011: Attended training camp with the Cincinnati Bengals before being released on September 3...joined the Indianapolis Colts practice roster on November 9, before being signed by the Jacksonville Jaguars on November 25...spent the rest of the season with the Jaguars as their reserve quarterback.

2010: Selected by the Chicago Bears in the sixth round of the NFL Draft...was placed on waivers on September 4 and claimed by the Cincinnati Bengals on September 5...spent the season with the Bengals as their reserve quarterback.

College / Personal

College: Played four seasons at Central Michigan (2006-09)...threw for 12,905 yards and 102 touchdowns while rushing for 2,948 yards and 47 touchdowns...completed 1171 of 1763 (66.4%) of his pass attempts...also caught three passes for 58 yards and a touchdown...set a FBS record for total touchdowns with 150 (102 passing, 47 rushing, 1 receiving)...he is the only player in NCAA history with 12,000 career passing yards and 2,500 career rushing yards...holds MAC career records for total offense, passing yards, touchdown passes, completions and attempts...one of two players in CMU history to earn All-MAC honours four straight seasons...named the MAC's Vern Smith Leadership Award winner as the conference player of the year and the MAC Offensive Player of the Year, the MAC Championship Game Offensive Player of the Game, the GMAC Bowl Most Valuable Player, as well as CMU's Most Valuable Player, Offensive Player of the Year, Most Valuable Offensive Back and Kurt Dobronski Award winner in 2009...named the MAC Freshman of the Year in 2006...in 2007, he became just the second player in NCAA history (Vince Young, Texas) to pass for 3,000 yards and rush for 1,000 yards in the same season.

Personal: Born March 19, 1987 in Downers Grove, Illinois...son of Jack and Judy LeFevour...played football and basketball at Benet Academy.

CLUB DIRECTORY

VETERAN PLAYERS


FIRST YEAR PLAYERS

GAME RECAP

RECORDS

HISTORY





27 DB	LEWIS DeWAYNE	HT	WT	BIRTHDATE	CFL/TICATS
		5.11	194	4-OCT-85	1/1
COLLEGE				STATUS	
SOUTHERN UTAH				I	

Acquired: Signed as a free agent on June 2, 2012

Career


2010: Signed with the NFL's Cincinnati Bengals...was placed on injured reserve after suffering an ankle injury.

2009: Signed with the NFL's Jacksonville Jaguars.

College / Personal

College: Played three seasons (2006-08) at Southern Utah...made 199 tackles and six interceptions...also ran track at SUU...named SUU's Male Athlete of the Year in 2008...competed on Michigan State's track team before transferring to Southern Utah.

Personal: Born October 4, 1985 in Lubbock, Texas...won a gold medal as a member of Team USA at the 2011 IFAF World Championship...earned first-team All-Tournament status and was named the tournament's Best Defensive Back...played football and ran track at Thomas Jefferson High School...was a three-time state champion in the 100m and 200m.




68 OL	MEDEIROS JASON	HT	WT	BIRTHDATE	CFL/TICATS
		6.04	315	22-AUG-89	1/1
COLLEGE				STATUS	
MCMASTER				NI	

Acquired: Signed as a free agent May 30, 2012

College / Personal

College: Played four seasons (2008-11) at McMaster...named a first-team OUA All-Star and second-team All-Canadian in 2011...named McMaster's rookie of the year in 2008.

Personal: Born on August 22, 1989 in Hamilton, Ontario...played football at St. Thomas More High School...member of Team Canada at the 2011 IFAF Senior World Championships...studied sociology at McMaster.



50 OL	POSTUMA SEAMUS	HT	WT	BIRTHDATE	CFL/TICATS
		6.03	300	1-JAN-89	1/1
COLLEGE				STATUS	
WINDSOR				NI	

Acquired: Signed as a free agent May 30, 2012

College / Personal

College: Played four seasons (2008-11) as a defensive lineman at Windsor...made 16 tackles and two quarterback sacks in his senior season...honoured as Windsor's lineman of the year three times...named a first-team OUA all-star and CIS All-Canadian in 2011...named a second-team all-star in 2009.

Personal: Born on January 1, 1989 in Thunder Bay, Ontario...attended Westgate High School.





42
DB

**RAY
CRAIG**

HT	WT	BIRTHDATE	CFL/TICATS
6.01	205	23-OCT-88	1/1
COLLEGE			STATUS
INDIANAPOLIS			I

Acquired: Signed as a free agent on May 30, 2012

College / Personal

College: Played four seasons (2007-10) at Indianapolis...made 277 tackles and five interceptions in 33 career games...also returned 14 kickoffs for 289 yards...two-time All-GLIAC First Team All-Star...named team MVP and GLIAC Defensive Back of the Year in 2010.

Personal: Born on October 23, 1988 in Plainfield, Indiana...played football, baseball and ran track at Plainfield High School.



47
LB

**RICHARDSON
LOUIE**

HT	WT	BIRTHDATE	CFL/TICATS
6.04	220	22-SEP-85	1/1
COLLEGE			STATUS
MANITOBA			NI

Acquired: Signed as a free agent on May 24, 2012

College / Personal

College: Played four years (2008-11) at Manitoba...recorded 55.5 tackles, two tackles for a loss, one quarterback sack, two forced fumbles, three fumble recoveries and one blocked kick in 20 games.

Personal: Born in Vancouver, British Columbia on September 22, 1985...played with the CJFL's Vancouver Trojans, where he was named an All-Canadian in 2006-07.



29
RB

**WALKER
CHEVON**

HT	WT	BIRTHDATE	CFL/TICATS
5.10	201	5-SEP-87	1/1
COLLEGE			STATUS
SIOUX FALLS			I

Acquired: Signed as a free agent on April 16, 2012

College / Personal

College: Finished his collegiate career at Sioux Falls in 2010...led the Cougars with 891 rushing yards and 14 touchdowns in 13 games...also made 16 receptions for 138 yards and one touchdown...played two seasons (2008-09) at Eastern Illinois...ran for 691 yards and three touchdowns while catching 18 passes for 213 receiving yards...played at Florida in 2007...had five rushes for 14 yards.

Personal: Born in Montego Bay, Jamaica on May 9, 1987...son of Henry and Andrea Walker...played football and ran track at Riverdale High School in Fort Myers, Florida...ran indoor track for EIU in 2008, helping the Panthers win the OVC title... his 60m time of 6.77 ranks 8th in EIU history...also ran at the 2007 SEC Outdoor Track and Field Championships with Florida, clocking in at 10.51 in the 100m sprint.



20
DB

**WILKINS
JOSH**

HT	WT	BIRTHDATE	CFL/TICATS
5.10	178	4-JUL-88	1/1
COLLEGE			STATUS
FAYETTEVILLE STATE			I

Acquired: Signed as a free agent on May 24, 2012

College / Personal

College: Played two seasons (2009-10) at Fayetteville State...made 48 tackles, 19 pass breakups and two interceptions in 22 games...set a school record with a 97-yard interception return for a touchdown against Bowie State on September 12, 2009...began his collegiate career at Central Michigan.

Personal: Born on July 4, 1988 in Riviera Beach, Florida...played football, basketball and ran track at Dwyer High School.

CLUB DIRECTORY

VETERAN PLAYERS

FIRST YEAR PLAYERS

GAME RECAP

RECORDS

HISTORY



NEW!

CHIPOTE

Pulled PORK PIZZA

*Red Onions,
Mozzarella Cheese
and Chipotle Sauce
on a Classic Crust*



Hot & Fresh
**PIZZA
PIZZA**

**CALL, CLICK OR
COME IN!**

HAMILTON: (905)

527-11-11

www.pizzapizza.ca

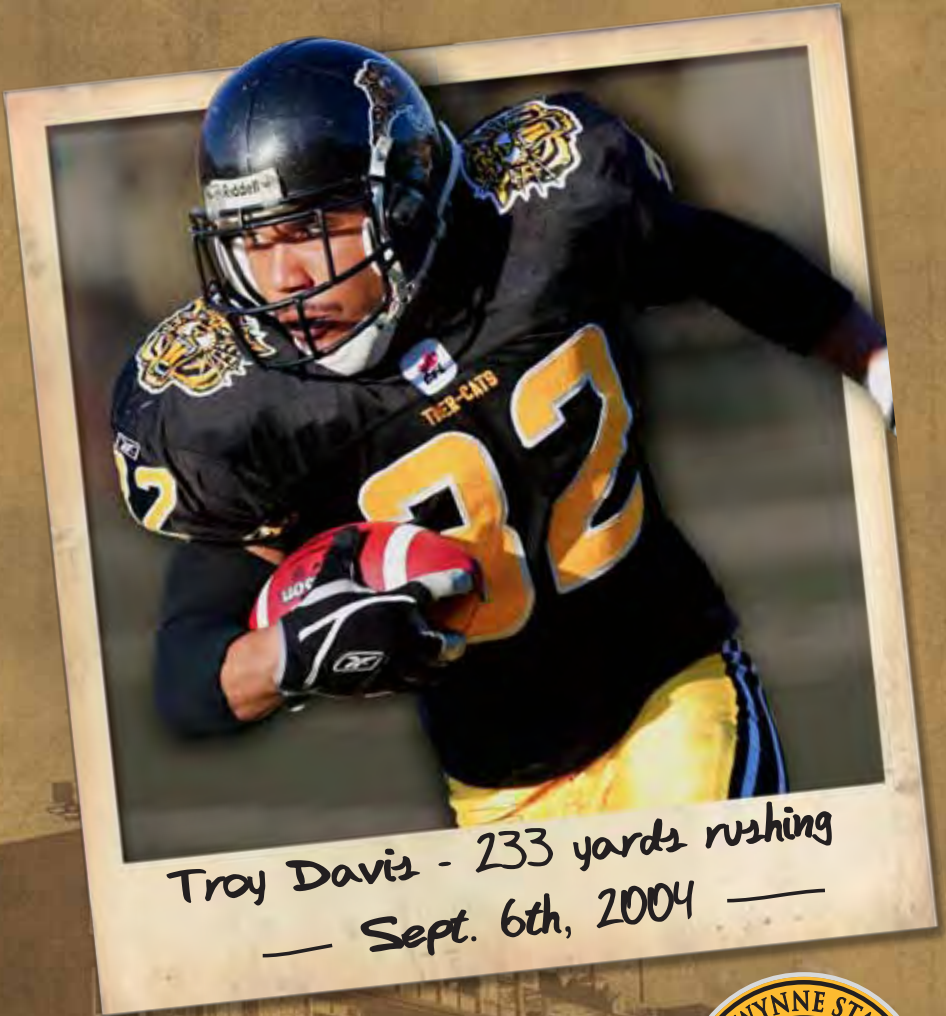
NOW AVAILABLE:
Pizza Pizza App for
iPhone & iPod touch!



Available on the
App Store

HAMILTON TIGER-CATS

2011 Game Recap



2011 GAME 1 RECAP



TIGER-CATS 16, WINNIPEG 24

JULY 1 • Ivor Wynne Stadium

ATTENDANCE: 23,852

Game Time 6:00 PM ET | Television: TSN | Temp: 27°C

Field Conditions: Dry

SCORING SUMMARY	1ST	2ND	3RD	4TH	FINAL
WINNIPEG	7	2	4	11	24
HAMILTON	10	6	0	0	16

FIRST QUARTER

HAM - (6:00) J.MEDLOCK Field Goal (42yds) - Field Goal

HAM - (4:33) K.GLENN Completed Pass to M.MANN (19yds) - Touchdown

HAM - (4:16) J.MEDLOCK Convert - Convert (1)

WPG - (3:29) B.PIERCE Completed Pass to T.EDWARDS (49yds) - Touchdown

WPG - (3:04) J.PALARDY Convert - Convert (1)

SECOND QUARTER

HAM - (14:36) J.MEDLOCK Field Goal (13yds) - Field Goal

WPG - (11:07) K.GLENN Team Loss (5yds) Safety - Safety Touch

HAM - (3:13) J.MEDLOCK Field Goal (37yds) - Field Goal

THIRD QUARTER

WPG - (4:40) J.PALARDY Field Goal (39yds) - Field Goal

WPG - (4:17) J.PALARDY Kickoff (76yds) - Single

FOURTH QUARTER

WPG - (13:27) K.GLENN Intercepted Pass, A.SUBER - Touchdown

WPG - (13:06) J.PALARDY Convert - Convert (1)

WPG - (4:47) J.PALARDY Field Goal (34yds) - Field Goal

WPG - (2:13) M.RENAUD Punt (59yds) - Single

INDIVIDUAL STATISTICS

PASSING

HAM - Glenn 18-31, 187 yards, 3 INT TD / Porter 4-7, 40 yards 1 INT

WPG - Pierce 12-26, 151 yards, 1 INT 1 TD

RUSHING

HAM - Cobourne 15-75 / Porter 5-19 / Glenn 1-2 / Thigpen 1--4

WPG - Reid 16-87 / Pierce 1-24 / Brink 1-2 / Floyd 1--4

RECEIVING

HAM - Mann 9-120 / Cobourne 5-36 / Kelly 3-29 / Bruce 2-22 / Stala 2-13 / Carter 1-7

WPG - Edwards 3-68 / Jeffers-Harris 3-38 / Reid 3-27 / Carr 2-15 / Floyd 1-3



2011 GAME 1 RECAP

TEAM STATISTICS

HAMILTON

WINNIPEG

Total First Downs	17	13
By: Rushing-Passing-Penalty	8-7-2	8-4-1
Net Yards Rushing	92	109
Net Yards Passing	227	151
Total Gross Yards	319	260
Team Losses	17	30
Total Offence	302	230
Pass Attempts/Complete	38 / 22	26 / 12
Total Rushing Plays	22	19
Punt Returns/Yards	4 / 19	7 / 71
Kickoff Returns/Yards	3 / 28	5 / 136
Interceptions Returns/Yards	1 / 0	4 / 70
Fumble Returns/Yards	1 / 7	0 / 0
Missed Field Goal Returns/Yards	0 / 0	0 / 0
Total Return Yards	54	277
Total Touchdowns	1	2
By: Rushing-Passing>Returns	0-1-0	0-1-1
Penalties/Yards	6 / 45	11 / 122
Fumbles/Lost	0 / 0	2 / 1
Field Goals Attempts/Made	3 / 3	2 / 2
Converts Attempts/Made	1 / 1	2 / 2
Sacks By	5	2
Time of Possession	31:45	28:15
Turnovers: Downs-Fumbles-Interceptions	1-0-4	0-1-1

CLUB DIRECTORY

VETERAN PLAYERS

FIRST YEAR PLAYERS

2011 GAME RECAP

RECORDS

HISTORY

2011 GAME 2 RECAP



ESKIMOS 28, TIGER-CATS 10

JULY 09 at Commonwealth Stadium

ATTENDANCE: 26,059

Game Time: 8:00 PM ET | Television: TSN | Temp: 19°C

Field Conditions: Turf

SCORING SUMMARY	1ST	2ND	3RD	4TH	FINAL
HAMILTON	0	3	0	7	10
EDMONTON	3	11	7	7	28

FIRST QUARTER

EDM - (8:40) D. DUVAL Field Goal (20 yds) - Field Goal

SECOND QUARTER

EDM - (11:35) D. DUVAL Field Goal (41 yds) - Field Goal

EDM - (7:04) D. DUVAL Missed Field Goal (50 yds) - Single

EDM - (2:35) R. RAY Completed Pass to F. STAMPS (68 yds) - Touchdown

EDM - (2:18) D. DUVAL Convert - Convert (1)

HAM - (1:08) J. MEDLOCK Field Goal (42 yds) - Field Goal

THIRD QUARTER

EDM - (9:55) J. MESSAM Run (1yds) - Touchdown

EDM - (9:27) D. DUVAL Convert - Convert (1)

FOURTH QUARTER

HAM - (14:50) K. GLENN Completed Pass to D. STALA (6yds) - Touchdown

HAM - (14:25) J. MEDLOCK Convert - Convert (1)

EDM - (6:13) J. MESSAM Run (11 yds) - Touchdown

EDM - (5:49) D. DUVAL Convert - Convert (1)

INDIVIDUAL STATISTICS

PASSING

HAM - Glenn 21-33, 219 yards, 1 INT, 1 TD

EDM - Ray 21-31, 388 yards, 1 TD

RUSHING

HAM - Cobourne 9-35 / Williams 1-14 / Genn 1-0

EDM - Messam 17-104 / McCarty 11-39 / Ray 4-22 / Joseph 1-2

RECEIVING

HAM - Stala 6-60, 1 TD / Mann 6-53 / Cobourne 2-38 / Bruce 3-26 / Williams 3-23 / Thigpen 1-19

EDM - Stamps 7-178, 1 TD / Bowman 4-69 / Barnes 3-65 / Henry 4-43 / Nowacki 1-17 / McCarty 2-16



2011 GAME 2 RECAP

TEAM STATISTICS

EDMONTON

HAMILTON

Total First Downs	26	20
By: Rushing-Passing-Penalty	10-16-0	1-13-6
Net Yards Rushing	167	49
Net Yards Passing	388	219
Total Gross Yards	555	268
Team Losses	14	12
Total Offence	541	256
Pass Attempts/Complete	21/31	21/33
Total Rushing Plays	33	11
Punt Returns/Yards	7 / 21	5 / -2
Kickoff Returns/Yards	3 / 41	4 / 78
Interceptions Returns/Yards	1 / 0	0 / 0
Fumble Returns/Yards	1 / 0	1 / 0
Missed Field Goal Returns/Yards	0 / 0	0 / 0
Total Return Yards	62	76
Total Touchdowns	3	1
By: Rushing-Passing>Returns	2-1-0	0-1-0
Penalties/Yards	14 / 115	4 / 20
Fumbles/Lost	2 / 1	1 / 1
Field Goals Attempts/Made	3 / 2	1 / 1
Converts Attempts/Made	3 / 3	1 / 1
Sacks By	2	1
Time of Possession	36:39	23:21
Turnovers: Downs-Fumbles-Interceptions	0-1-0	1-1-1

CLUB DIRECTORY

VETERAN PLAYERS

FIRST YEAR PLAYERS

2011 GAME RECAP

RECORDS

HISTORY

2011 GAME 3 RECAP



TIGER-CATS 33, ROUGHRIDERS 3

JULY 16 at Ivor Wynne Stadium

ATTENDANCE: 22,245

Game Time: 4:00 PM ET | Television: TSN | Temp: 29°C

Field Conditions: Turf

SCORING SUMMARY	1ST	2ND	3RD	4TH	FINAL
SASKATCHEWAN	0	0	3	0	3
HAMILTON	9	14	7	3	33

FIRST QUARTER

HAM - (11:16) J. MEDLOCK Field Goal (11 yds) - Field Goal

HAM - (7:05) J. MEDLOCK Field Goal (42 yds) - Field Goal

HAM - (2:50) J. MEDLOCK Field Goal (43 yds) - Field Goal

SECOND QUARTER

HAM - (13:40) K. GLENN Completed Pass to C. WILLIAMS (5 yds) - Touchdown

HAM - (13:17) J. MEDLOCK Convert - Convert (1)

HAM - (7:44) K. GLENN Completed Pass to C. WILLIAMS (13 yds) - Touchdown

HAM - (7:22) J. MEDLOCK Convert - Convert (1)

THIRD QUARTER

HAM - (6:09) M. THIGPEN Run (5 yds) - Touchdown

HAM - (5:51) J. MEDLOCK Convert - Convert (1)

SSK - (2:14) E. JOHNSON Field Goal (50 yds) - Field Goal

FOURTH QUARTER

HAM - (12:20) J. MEDLOCK Field Goal (35 yds) - Field Goal

INDIVIDUAL STATISTICS

PASSING

HAM - Glenn 19-31, 203 yards, 2 TD / Porter 3-6, 39 yards, 1 INT

SSK - Durant 9-23, 95 yards, 3 INT / Dinwiddie 5-11, 115 yards

RUSHING

HAM - Cobourne 10-54 / Thigpen 9-40, 1 TD / Glenn 3-21 / Porter 2-4

SSK - Cates 10-38 / Durant 2-7

RECEIVING

HAM - McDaniel 4-60 / Carter 4-43 / Stala 3-43 / C. Williams 5-38, 2 TD / B. Grant 2-27 / Thigpen 2-23 / Cobourne 2-8 SSK - Hill 5-87 / Getzlaf 2-50 / Dressler 3-29 / Nunn 2-23 / Cates 1-12 / Clermont 1-9



2011 GAME 3 RECAP

TEAM STATISTICS

HAMILTON

SASKATCHEWAN

Total First Downs	25	13
By: Rushing-Passing-Penalty	7-15-3	3-8-2
Net Yards Rushing	119	45
Net Yards Passing	242	210
Total Gross Yards	361	255
Team Losses	13	17
Total Offence	348	238
Pass Attempts/Complete	22/37	14/34
Total Rushing Plays	24	12
Punt Returns/Yards	5 / 93	2 / -7
Kickoff Returns/Yards	1 / 16	7 / 141
Interceptions Returns/Yards	3 / 56	1 / 8
Fumble Returns/Yards	1 / 0	1 / 0
Missed Field Goal Returns/Yards	0 / 0	0 / 0
Total Return Yards	165	142
Total Touchdowns	3	0
By: Rushing-Passing>Returns	1-2-0	0-0-0
Penalties/Yards	11 / 101	12 / 112
Fumbles/Lost	1 / 1	2 / 1
Field Goals Attempts/Made	4 / 4	1 / 1
Converts Attempts/Made	3 / 3	0 / 0
Sacks By	2	1
Time of Possession	34:33	25:27
Turnovers: Downs-Fumbles-Interceptions	0-1-1	2-1-3

CLUB DIRECTORY

VETERAN PLAYERS

FIRST YEAR PLAYERS

2011 GAME RECAP

RECORDS

HISTORY

2011 GAME 4 RECAP



TIGER-CATS 39, LIONS 31

JULY 22 at Empire Field

ATTENDANCE: 24,117

Game Time: 10:00 PM ET | Television: TSN | Temp: 19°C

Field Conditions: Dry

SCORING SUMMARY	1ST	2ND	3RD	4TH	FINAL
HAMILTON	14	10	7	8	39
B.C.	7	14	0	10	31

FIRST QUARTER

HAM - (11:41) A.COBOURNE Run (2yds) - Touchdown

HAM - (11:25) J.MEDLOCK Convert - Convert (1)

HAM - (7:25) K.GLENN Completed Pass to D.STALA (3yds) - Touchdown

HAM - (6:56) J.MEDLOCK Convert - Convert (1)

B.C. - (00:49) T.LULAY Completed Pass to K.PETERSON (5yds) - Touchdown

B.C. - (00:24) P.MACCALLUM Convert - Convert (1)

SECOND QUARTER

HAM - (10:50) K.GLENN Completed Pass to C.WILLIAMS (15yds) - Touchdown

HAM - (10:24) J.MEDLOCK Convert - Convert (1)

B.C. - (6:31) J.ROBERTSON Run (1yds) - Touchdown

B.C. - (6:18) P.MACCALLUM Convert - Convert (1)

B.C. - (5:28) K.GLENN Fumble, K.SMITH Sack - Touchdown

B.C. - (4:42) P.MACCALLUM Convert - Convert (1)

HAM - (00:03) J.MEDLOCK Field Goal (55yds) - Field Goal

THIRD QUARTER

HAM - (4:45) K.GLENN Completed Pass to D.STALA (15yds) - Touchdown

HAM - (4:38) P.MACCALLUM Convert - Convert (1)

FOURTH QUARTER

B.C. - (11:49) J. Robertson (1 yards) - Touchdown

B.C. - (11:28) P.MACCALLUM Convert - Convert (1)

B.C. - (2:35) J.MEDLOCK Convert - Convert (1)

HAM - (1:17) P.MACCALLUM Missed Field Goal (41yds) - Single

HAM - (00:52) A.COUBOURNE Run (46yds) - Touchdown

HAM - (00:43) J.MEDLOCK Convert - Convert (1)

INDIVIDUAL STATISTICS

PASSING

HAM - Glenn 21-31, 334yards, 3 TD

B.C. - Lulay 22-38, 251 yards, 1 INT, 1 TD

RUSHING

HAM - Cobourne 14-100 / Thigpen 2-26 / Glenn 3-16 / Porter 3-4 / Williams 1-6

B.C. - Robertson 14-72 / Collins 2-19 / Harris 2-13 / Jackson 1-3 / Lulay 2-2



2011 GAME 4 RECAP

RECEIVING

HAM - Williams 8-189 / Bruce 4-56 / Stala 3-37 / Brown 1-27 / Grant 2-17 / Carter 1-7 Cobourne 2-1
B.C. - Simon 5-78 / Gore 4-69 / Robertson 6-45 / Collins 3-25 / Foster 2-18 / Peterson 2-16

TEAM STATISTICS

	B.C.	HAMILTON
Total First Downs	26	23
By: Rushing-Passing-Penalty	7-16-3	7-14-2
Net Yards Rushing	109	152
Net Yards Passing	251	334
Total Gross Yards	360	486
Team Losses	11	18
Total Offence	349	468
Pass Attempts/Complete	38 / 22	31 / 21
Total Rushing Plays	21	23
Punt Returns/Yards	7 / 34	6 / 80
Kickoff Returns/Yards	6 / 96	5 / 58
Interceptions Returns/Yards	0 / 0	1 / 0
Fumble Returns/Yards	0 / 0	0 / 0
Missed Field Goal Returns/Yards	0 / 0	0 / 0
Total Return Yards	167	166
Total Touchdowns	4	5
By: Rushing-Passing>Returns	2-1-1	2-3-0
Penalties/Yards	5 / 46	9 / 104
Fumbles/Lost	0 / 0	1 / 1
Field Goals Attempts/Made	1 / 1	2 / 1
Converts Attempts/Made	4 / 4	5 / 5
Sacks By	3	1
Time of Possession	29:25	30:35
Turnovers: Downs-Fumbles-Interceptions	1-0-1	0-1-0

CLUB DIRECTORY

VETERAN PLAYERS

FIRST YEAR PLAYERS

2011 GAME RECAP

RECORDS

HISTORY

2011 GAME 5 RECAP



TIGER-CATS 34, ALOUETTES 26

JULY 29 AT IVOR WYNNE STADIUM

ATTENDANCE: 24,068

Game Time: 6:30 PM ET | Television: TSN | Temp: 30°C

Field Conditions: Turf

SCORING SUMMARY	1ST	2ND	3RD	4TH	FINAL
MONTREAL	3	10	3	10	26
HAMILTON	7	10	3	14	34

FIRST QUARTER

MTL - (12:02) S. WHYTE Field Goal (44 yds) - Field Goal

HAM - (3:45) Q. PORTER Run (4 yds) - Touchdown

HAM - (3:03) J. MEDLOCK Convert - Convert (1)

SECOND QUARTER

MTL - (8:09) S. WHYTE Field Goal (20 yds) - Field Goal

HAM - (3:26) S. WHYTE Team Loss (10 yds) Safety - Safety Touch

HAM - (2:07) K. GLENN Completed Pass to D. STALA (10 yds) - Touchdown

HAM - (2:02) J. MEDLOCK Convert - Convert (1)

HAM - (2:02) J. MEDLOCK Kickoff (95 yds) - Single

MTL - (1:21) A. CALVILLO Completed Pass to J. RICHARDSON (8 yds) - Touchdown

MTL - (1:00) S. WHYTE Convert - Convert (1)

THIRD QUARTER

HAM - (8:51) J. MEDLOCK Field Goal (40 yds) - Field Goal

MTL - (4:50) S. WHYTE Field Goal (18 yds) - Field Goal

FOURTH QUARTER

HAM - (15:00) J. MEDLOCK Field Goal (49 yds) - Field Goal

MTL - (10:09) S. WHYTE Field Goal (40 yds) - Field Goal

HAM - (5:42) J. MEDLOCK Field Goal (20 yds) - Field Goal

HAM - (3:58) K. GLENN Completed Pass to D. STALA (58 yds) - Touchdown

HAM - (3:23) J. MEDLOCK Convert - Convert (1)

MTL - (1:07) D. DIEDRICK Run (1 yds) - Touchdown

MTL - (1:04) S. WHYTE Convert - Convert (1)

HAM - (0:23) J. MEDLOCK Punt (62 yds) - Single

INDIVIDUAL STATISTICS

PASSING

HAM - Glenn 20-36, 295 yards, 2 TD

MTL - Calvillo 23-45, 356 yards, 1 TD

RUSHING

HAM - Cobourne 15-67 / Glenn 1-12 / Porter 1-4, 1 TD

MTL - Whitaker 7-30 / McPherson 3-7 / Diedrick 1-1, 1 TD / Calvillo 1-0



2011 GAME 5 RECAP

RECEIVING

HAM - Stala 5-107, 2 TD / Cobourne 4-59 / C. Williams 4-54 / B. Grant 4-46 / Carter 2-17 / Thigpen 1-12

MTL - Green 8-150 / Richardson 7-93, 1 TD / Bratton 2-54 / Watkins 3-30 / London 2-18 / Carter 1-11

TEAM STATISTICS

HAMILTON

MONTREAL

Total First Downs	24	23
By: Rushing-Passing-Penalty	7-14-3	5-14-4
Net Yards Rushing	83	38
Net Yards Passing	295	356
Total Gross Yards	378	394
Team Losses	0	55
Total Offence	378	339
Pass Attempts/Complete	20/36	23/45
Total Rushing Plays	17	12
Punt Returns/Yards	1 / 5	3 / 11
Kickoff Returns/Yards	5 / 78	6 / 134
Interceptions Returns/Yards	0 / 0	0 / 0
Fumble Returns/Yards	1 / 0	1 / 0
Missed Field Goal Returns/Yards	0 / 0	1 / 20
Total Return Yards	83	165
Total Touchdowns	3	2
By: Rushing-Passing>Returns	1-2-0	1-1-0
Penalties/Yards	14 / 135	14 / 121
Fumbles/Lost	1 / 1	4 / 1
Field Goals Attempts/Made	3 / 4	4 / 4
Converts Attempts/Made	3 / 3	2 / 2
Sacks By	3	0
Time of Possession	29:18	30:42
Turnovers: Downs-Fumbles-Interceptions	0-1-0	1-1-0

CLUB DIRECTORY

VETERAN PLAYERS

FIRST YEAR PLAYERS

2011 GAME RECAP

RECORDS

HISTORY

2011 GAME 6 RECAP



TIGER-CATS 20, STAMPEDEERS 32

AUGUST 06 at McMahon Stadium

ATTENDANCE: 29,307

Game Time: 10:30 PM ET | Television: TSN | Temp: 21°C

Field Conditions: Turf-Dry

SCORING SUMMARY	1ST	2ND	3RD	4TH	FINAL
HAMILTON	10	10	0	0	20
CALGARY	10	3	11	8	32

FIRST QUARTER

CAL - (11:20) H.BURRIS Completed pass to L.TAYLOR (25yds) - Touchdown

CAL - (10:51) R.PAREDES Convert - Convert (1)

HAM - (7:38) J.MEDLOCK Field Goal (52yds) - Field Goal

CAL - (4:29) R.PAREDES Field Goal (35yds) - Field Goal

HAM - (2:30) K. GLENN Completed Pass to D. STALA (7yds) - Touchdown

HAM - (2:04) J.MEDLOCK Convert - Convert (1)

SECOND QUARTER

HAM - (6:18) A.COBOURNE Run (6yds) - Touchdown

HAM - (5:59) J.MEDLOCK Convert - Convert (1)

CAL - (2:04) R.PAREDES Field Goal (21yds) - Field Goal

HAM - (00:06) J.MEDLOCK Field Goal (42yds) - Field Goal

THIRD QUARTER

CAL - (9:28) J.REYNOLDS Run (1yds) - Touchdown

CAL - (10:51) R.PAREDES Convert - Convert (1)

CAL - (6:51) B.DALES Punt (74yds) - Single

CAL - (2:49) R.PAREDES Field Goal (35yds) - Field Goal

FOURTH QUARTER

CAL - (13:05) R.PAREDES Missed Field Goal (54yds) - Single

CAL - (1:23) J.CORNISH Run (3yds) - Touchdown

CAL - (1:01) R.PAREDES Convert - Convert (1)

INDIVIDUAL STATISTICS

PASSING

HAM - Glenn 20-32, 211 yards, 1 INT, 1 TD

CAL - Burris 27-39, 341 yards, 1 TD

RUSHING

HAM - Cobourne 15-67 / Glenn 1-2 / Porter 1-2

CAL - Reynolds 10-41 / Burrs 2-22 / Cornish 4-19 / Tate 3-6

RECEIVING

HAM - Kelly 5-92 / Williams 6-48 / Stala 3-31 / Brown 1-13 / Cobourne 1-8 / Thigpen 2-8 / MacKay 1-7 / Grant 1-4

CAL - Lewis 7-87 / Forzani 2-68 / Reynolds 4-47 / Cornish 2-44 / Taylor 4-37 / Arthur 3-25 / Bryant 3-13 / Talley 1-12 / Parker 1-8



2011 GAME 6 RECAP

TEAM STATISTICS

CALGARY

HAMILTON

Total First Downs	25	21
By: Rushing-Passing-Penalty	10-14-1	5-11-5
Net Yards Rushing	88	71
Net Yards Passing	341	211
Total Gross Yards	429	282
Team Losses	2	0
Total Offence	427	282
Pass Attempts/Complete	39 / 27	34 / 20
Total Rushing Plays	19	17
Punt Returns/Yards	5 / 75	2 / 10
Kickoff Returns/Yards	4 / 72	4 / 64
Interceptions Returns/Yards	1 / 0	0 / 0
Fumble Returns/Yards	0 / 0	0 / 0
Missed Field Goal Returns/Yards	0 / 0	0 / 0
Total Return Yards	147	74
Total Touchdowns	3	2
By: Rushing-Passing>Returns	2-1-0	1-1-0
Penalties/Yards	6 / 92	7 / 81
Fumbles/Lost	0 / 0	1 / 1
Field Goals Attempts/Made	4 / 3	2 / 2
Converts Attempts/Made	3 / 3	2 / 2
Sacks By	0	0
Time of Possession	33:28	26:32
Turnovers: Downs-Fumbles-Interceptions	0-0-0	0-0-1

CLUB DIRECTORY

VETERAN PLAYERS

FIRST YEAR PLAYERS

2011 GAME RECAP

RECORDS

HISTORY

2011 GAME 7 RECAP



TIGER-CATS 37, ARGONAUTS 32

AUGUST 13 at Ivor Wynne Stadium

ATTENDANCE: 24,347

Game Time: 7:00 PM ET | Television: TSN | Temp: 25°C

Field Conditions: Dry

SCORING SUMMARY	1ST	2ND	3RD	4TH	FINAL
TORONTO	7	11	7	7	32
HAMILTON	10	10	7	10	37

FIRST QUARTER

TOR - (12:30) TOR C.LEMON Completed Pass to B.RIDEAU (21yds) - Touchdown

TOR - (12:15) TOR N.PREFONTAINE Convert - Convert (1)

HAM - (8:01) K.GLENN Completed Pass to D.STALA (10yds) - Touchdown

HAM - (7:36) J.MEDLOCK Convert - Convert (1)

HAM - (2:25) J.MEDLOCK Field Goal (37yds) - Field Goal

SECOND QUARTER

TOR - (12:52) N.PREFONTAINE Field Goal (19yds) - Field Goal

TOR - (5:35) C.LEMON Completed Pass to A.DURIE (22yds) - Touchdown

TOR - (5:13) TOR N.PREFONTAINE Convert - Convert (1)

HAM - (1:36) K.GLENN Completed Pass to A.KELLY (10yds) - Touchdown

HAM - (1:31) J.MEDLOCK Convert - Convert (1)

TOR - (00:43) N.PREFONTAINE Missed Field Goal (34yds) - Field Goal

HAM - (00:05) J.MEDLOCK Field Goal (50yds) - Field Goal

THIRD QUARTER

HAM - (6:54) Q.PORTER Run (1yds) - Touchdown

HAM - (6:45) J.MEDLOCK Convert - Convert (1)

TOR - (00:00) C.BOYD Run (1yds) - Touchdown

TOR - (00:00) N.PREFONTAINE Convert - Convert (1)

FOURTH QUARTER

TOR - (11:42) C.LEMON Completed Pass to B.RIDEAU (62yds) - Touchdown

TOR - (11:11) N.PREFONTAINE Convert - Convert (1)

HAM - (8:25) A.COBOURNE Run (4yds) - Touchdown

HAM - (8:06) J.MEDLOCK Convert - Convert (1)

HAM - 1:25) J.MEDLOCK Field Goal (33yds) - Field Goal

INDIVIDUAL STATISTICS

PASSING

HAM - Glenn 22-31, 310 yards, 2 TD

TOR - Lemon 26-36, 368yards, 3 TD / Bell 2-2, 11 yards

RUSHING

HAM - Cobourne 13-61 / Thigpen 2-9 / Glenn 2-9 / Porter 6-8 / Williams 1-2

TOR - Boyd 16-73 / Johnson 1-21 / Lemon 1-16 / Bell 1-12 / Durie 1-4 / Hall 1-1



2011 GAME 7 RECAP

RECEIVING

HAM - Kelly 7-80 / Williams 2-64 / Grant 4-53 / Carter 4-49 / Cobourne 2-36 / Stala 3-28

TOR - Rideau 6-147 / Durie 4-76 / Bradwell 8-67 / Owens 4-45 / Boyd 3-29 / Copeland 3-15

TEAM STATISTICS

HAMILTON

TORONTO

Total First Downs	24	26
By: Rushing-Passing-Penalty	9-13-2	10-14-2
Net Yards Rushing	89	127
Net Yards Passing	310	379
Total Gross Yards	399	506
Team Losses	8	0
Total Offence	391	506
Pass Attempts/Complete	31 / 22	38 / 28
Total Rushing Plays	24	21
Punt Returns/Yards	3 / 52	5 / 31
Kickoff Returns/Yards	6 / 103	7 / 177
Interceptions Returns/Yards	0 / 0	1 / 0
Fumble Returns/Yards	1 / 0	0 / 0
Missed Field Goal Returns/Yards	0 / 0	0 / 0
Total Return Yards	155	166
Total Touchdowns	4	5
By: Rushing-Passing>Returns	2-2-0	2-3-0
Penalties/Yards	7 / 75	9 / 104
Fumbles/Lost	0 / 0	1 / 1
Field Goals Attempts/Made	3 / 3	2 / 1
Converts Attempts/Made	4 / 4	4 / 4
Sacks By	3	1
Time of Possession	31:42	28:18
Turnovers: Downs-Fumbles-Interceptions	0-0-0	1-1-0

CLUB DIRECTORY

VETERAN PLAYERS

FIRST YEAR PLAYERS

2011 GAME RECAP

RECORDS

HISTORY

2011 GAME 8 RECAP



BLUE BOMBERS 30, TIGER-CATS 27

AUGUST 26 at Canad Inns Stadium

ATTENDANCE: 30,338

Game Time: 8:00 PM ET | Television: TSN | Temp: 23°C

Field Conditions: Turf

SCORING SUMMARY	1ST	2ND	3RD	4TH	FINAL
HAMILTON	3	14	7	3	27
WINNIPEG	10	7	3	10	30

FIRST QUARTER

WPG - (8:37) K. GLENN Intercepted Pass by J. JOHNSON - Touchdown

WPG - (8:02) J. PALARDY Convert - Convert (1)

WPG - (4:39) J. PALARDY Field Goal (22 yds) - Field Goal

HAM - (2:02) J. MEDLOCK Field Goal (28 yds) - Field Goal

SECOND QUARTER

WPG - (13:20) B. PIERCE Completed Pass to C. DENMARK (17 yds) - Touchdown

WPG - (13:05) J. PALARDY Convert - Convert (1)

HAM - (9:58) K. GLENN Completed Pass to C. WILLIAMS (49 yds) - Touchdown

HAM - (9:26) J. MEDLOCK Convert - Convert (1)

HAM - (4:01) K. GLENN Completed Pass to B. GRANT (43 yds) - Touchdown

HAM - (3:27) J. MEDLOCK Convert - Convert (1)

THIRD QUARTER

WPG - (7:46) J. PALARDY Field Goal (27 yds) - Field Goal

HAM - (2:32) Q. PORTER Run (1 yds) - Touchdown

HAM - (2:22) J. MEDLOCK Convert - Convert (1)

FOURTH QUARTER

HAM - (14:37) J. MEDLOCK Field Goal (39 yds) - Field Goal

WPG - (12:29) B. PIERCE Completed Pass to T. EDWARDS (12 yds) - Touchdown

WPG - (12:09) J. PALARDY Convert - Convert (1)

WPG - (6:15) J. PALARDY Field Goal (21 yds) - Field Goal

INDIVIDUAL STATISTICS

PASSING

HAM - Glenn 22-34, 351 yards, 2 TD, 1 INT

WPG - Pierce 19-34, 293 yards, 2 TD

RUSHING

HAM - Cobourne 15-60 / Thigpen 1-6 / Porter 4-5, 1 TD

WPG - Reid 12-54 / Pierce 3-18 / Brink 1-1

RECEIVING

HAM - Williams 7-162, 1 TD / B. Grant 4-83, 1 TD / Cobourne 3-29 / Kelly 2-22 / Thigpen 2-20 / Stala 1-20 / Carter 2-15 / Brown 1-0

WPG - Edwards 6-120, 1 TD / Carr 5-87 / Denmark 5-53, 1 TD / Hargreaves 2-21 / Watson 1-12



2011 GAME 8 RECAP

TEAM STATISTICS

WINNIPEG

HAMILTON

Total First Downs	20	19
By: Rushing-Passing-Penalty	4-13-3	9-9-1
Net Yards Rushing	73	71
Net Yards Passing	293	351
Total Gross Yards	366	422
Team Losses	16	4
Total Offence	350	418
Pass Attempts/Complete	19/34	22/34
Total Rushing Plays	16	20
Punt Returns/Yards	4 / 22	5 / 42
Kickoff Returns/Yards	5 / 73	5 / 73
Interceptions Returns/Yards	1 / 67	0 / 0
Fumble Returns/Yards	1 / 7	0 / 0
Missed Field Goal Returns/Yards	1 / 24	0 / 0
Total Return Yards	193	115
Total Touchdowns	3	3
By: Rushing-Passing>Returns	0-2-1	1-2-0
Penalties/Yards	14 / 117	13 / 130
Fumbles/Lost	1 / 0	2 / 1
Field Goals Attempts/Made	3 / 3	2 / 3
Converts Attempts/Made	3 / 3	3 / 3
Sacks By	1	3
Time of Possession	29:42	30:18
Turnovers: Downs-Fumbles-Interceptions	0-0-0	1-1-1

CLUB DIRECTORY

VETERAN PLAYERS

FIRST YEAR PLAYERS

2011 GAME RECAP

RECORDS

HISTORY

2011 GAME 9 RECAP



TIGER-CATS 44, ALOUETTES 21

SEPTEMBER 05 at Ivor Wynne Stadium

ATTENDANCE: 26,964

Game Time: 1:00 PM ET | Television: TSN | Temp: 16°C

Field Conditions: Dry

SCORING SUMMARY	1ST	2ND	3RD	4TH	FINAL
MONTREAL	10	3	1	7	21
HAMILTON	14	13	14	3	44

FIRST QUARTER

MTL - (14:55) K.GLENN Completed Pass to M.MANN (-7yds) B.Parker Forced Fumble - Touchdown
MTL - (14:36) S.WHYTE Convert - Convert (1)
HAM - (10:19) A.COBOURNE Run (3yds) - Touchdown
HAM - (10:02) J.MEDLOCK Convert - Convert (1)
MTL - (5:30) S.WHYTE Field Goal (20yds) - Field Goal
HAM - (00:34) K.GLENN Completed Pass to M.MANN (16yds) - Touchdown
HAM - (00:06) J.MEDLOCK Convert - Convert (1)

SECOND QUARTER

HAM - (9:35) J.MEDLOCK Field Goal (32yds) - Field Goal
MTL - (5:13) S.WHYTE Field Goal (20yds) - Field Goal
HAM - (3:23) J.MEDLOCK Field Goal (48yds) - Field Goal
HAM - (2:22) Q.PORTER Run (1yds) - Touchdown
HAM - (2:11) J.MEDLOCK Convert - Convert (1)

THIRD QUARTER

HAM - (10:39) Q.PORTER Run (20yds) - Touchdown
HAM - (10:17) J.MEDLOCK Convert - Convert (1)
HAM - (5:16) A.COBOURNE Run (7yds) - Touchdown
HAM - (4:51) J.MEDLOCK Convert - Convert (1)
MTL - (00:36) S.WHYTE Missed Field Goal (40yds) - Single

FOURTH QUARTER

HAM - (8:53) J.MEDLOCK Field Goal (37yds) - Field Goal
MTL - (5:16) Q.PORTER Intercepted Pass, D.ANDERSON Interception return (50yds) - Touchdown
MTL - (4:45) S.WHYTE Convert - Convert (1)

INDIVIDUAL STATISTICS

PASSING

HAM - Glenn 14-18, 238 yards 1 TD / Porter 2-3 27 yards 1 INT
MTL - Calvillo 17-30, 215 yards / Mcpherson 7-12 92 yards

RUSHING

HAM - Cobourne 19-102 / Porter 7-34 / Thigpen 5-8
MTL - Whitaker 8-56 / Mcpherson 2-14 / Santos 1-7 / Diedrick 1-0 / Watkins 1- -2
Receiving



2011 GAME 9 RECAP

HAM - Williams 5-109 / Stala 2-59 / Grant 4-49 / Mann 3-23 / Carter 1-13 / Coourne 1-12
MTL - Richardson 10-199 / Green 5-32 / Whitaker 4-28 / Carter 1-13 / Watkins 2-19 / London 2-10

TEAM STATISTICS

HAMILTON

MONTREAL

Total First Downs	26	18
By: Rushing-Passing-Penalty	10-14-2	6-12-0
Net Yards Rushing	144	75
Net Yards Passing	265	307
Total Gross Yards	409	382
Team Losses	18	15
Total Offence	391	367
Pass Attempts/Complete	21 / 16	42 / 24
Total Rushing Plays	31	13
Punt Returns/Yards	5 / 43	3 / 54
Kickoff Returns/Yards	4 / 74	7 / 173
Interceptions Returns/Yards	0 / 0	1 / 50
Fumble Returns/Yards	1 / 0	2 / 11
Missed Field Goal Returns/Yards	0 / 0	0 / 0
Total Return Yards	117	288
Total Touchdowns	4	5
By: Rushing-Passing>Returns	2-2-0	2-3-0
Penalties/Yards	7 / 75	9 / 104
Fumbles/Lost	0 / 0	1 / 1
Field Goals Attempts/Made	3 / 3	2 / 1
Converts Attempts/Made	4 / 4	4 / 4
Sacks By	3	1
Time of Possession	31:10	28:50
Turnovers: Downs-Fumbles-Interceptions	0-2-1	2-1-0

CLUB DIRECTORY

VETERAN PLAYERS

FIRST YEAR PLAYERS

2011 GAME RECAP

RECORDS

HISTORY

2011 GAME 10 RECAP



ALOUETTES 43, TIGER-CATS 13

SEPTEMBER 11 at Percival Molson Stadium

ATTENDANCE: 24,304

Game Time: 1:00 PM ET | Television: TSN | Temp: 16°C

Field Conditions: Dry (Turf)

SCORING SUMMARY	1ST	2ND	3RD	4TH	FINAL
HAMILTON	0	10	0	3	13
MONTREAL	8	21	4	10	43

FIRST QUARTER

MTL - (12:03) S.WHYTE Missed Field Goal (45yds) - Field Goal

MTL - (4:36) A.CALVILLO Completed Pass to B.LONDON (15yds) - Touchdown

MTL - (4:13) S.WHYTE Convert - Convert (1)

SECOND QUARTER

MTL - (15:00) A.CALVILLO Completed Pass to K.WHITAKER (6yds) - Touchdown

MTL - (14:39) S.WHYTE Convert - Convert (1)

MTL - (10:24) A.CALVILLO Completed Pass to K.WATKINS (9yds) - Touchdown

MTL - (10:03) S.WHYTE Convert - Convert (1)

HAM - (7:46) J.MEDLOCK Punt (73yds), P.FLOYD Punt Return - Single

MTL - (4:53) A.CALVILLO Completed Pass to J.RICHARDSON (15yds) - Touchdown

MTL - (4:47) S.WHYTE Convert - Convert (1)

HAM - (2:08) J.MEDLOCK Field Goal (35yds) - Field Goal

HAM - (1:12) J.MEDLOCK Field Goal (57yds) - Field Goal

HAM - (00:07) J.MEDLOCK Field Goal (47yds) - Field Goal

THIRD QUARTER

MTL - (8:27) S.WHYTE Field Goal (16yds) - Field Goal

MTL - (2:19) S.WHYTE Punt (66yds) - Single

FOURTH QUARTER

MTL - (10:03) D.DIEDRICK Run (1yds) - Touchdown

MTL - (9:24) S.WHYTE Convert - Convert (1)

MTL - (5:41) S.WHYTE Field Goal (30yds) - Field Goal

HAM - (00:02) J.MEDLOCK Field Goal (47yds) - Field Goal

INDIVIDUAL STATISTICS

PASSING

HAM - Glenn 13-30, 421 yards / Porter 6-9 50 yards / Medlock 1-1 6yards

MTL - Calvillo 31-45, 400 yards 4 TD

RUSHING

HAM - Porter 2-32 / Glenn 1-5 / Cobourne 5-2

MTL - Whitaker 14-72 / Diedrick 6-19 / Mcpherson 2-7



2011 GAME 10 RECAP

RECEIVING

HAM - Grant 6-38 / Williams 2-41 / Mann 4-33 / Carter 3-33 / Stala 2-20 / Brown 1-9 / Thigpen 1-4 / Cobourne 1-3

MTL - Richardson 7-113 / Green 8-94 / Whitaker 6-78 / Watkins 4-58 / Bratton 3-41 / London 2-29 / Carter 1-8

TEAM STATISTICS

HAMILTON

MONTREAL

Total First Downs	34	13
By: Rushing-Passing-Penalty	6-24-4	2-11-0
Net Yards Rushing	98	39
Net Yards Passing	421	207
Total Gross Yards	519	246
Team Losses	11	27
Total Offence	508	219
Pass Attempts/Complete	45 / 31	40 / 20
Total Rushing Plays	22	8
Punt Returns/Yards	5 / 34	2 / 7
Kickoff Returns/Yards	2 / 39	6 / 147
Interceptions Returns/Yards	0 / 0	0 / 0
Fumble Returns/Yards	0 / 0	0 / 0
Missed Field Goal Returns/Yards	0 / 0	0 / 0
Total Return Yards	73	154
Total Touchdowns	5	0
By: Rushing-Passing>Returns	1-4-0	0-0-0
Penalties/Yards	8 / 68	13 / 139
Fumbles/Lost	0 / 0	2 / 0
Field Goals Attempts/Made	3 / 2	5 / 4
Converts Attempts/Made	5 / 5	0 / 0
Sacks By	2	2
Time of Possession	38:08	21:52
Turnovers: Downs-Fumbles-Interceptions	0-0-0	1-0-0

CLUB DIRECTORY

VETERAN PLAYERS

FIRST YEAR PLAYERS

2011 GAME RECAP

RECORDS

HISTORY

2011 GAME 11 RECAP



TIGER-CATS 23, ESKIMOS 38

SEPTEMBER 16 at Ivor Wynne Stadium

AATTENDANCE: 22,654

Game Time: 1:00 PM ET | Television: TSN | Temp: 14°C

Field Conditions: Dry

SCORING SUMMARY	1ST	2ND	3RD	4TH	FINAL
EDMONTON	10	15	3	10	38
HAMILTON	3	3	10	7	23

FIRST QUARTER

EDM - (9:55) D.SCHIAVONE Field Goal (11yds) - Field Goal

HAM - (4:35) J.MEDLOCK Field Goal (29yds) - Field Goal

EDM - (2:05) J.MESSAM Run (26yds) - Touchdown

EDM - (1:45) D.SCHIAVONE Convert - Convert (1)

SECOND QUARTER

EDM - (13:20) R.RAY Completed Pass to C.MCCARTY (7yds) - Touchdown

EDM - (12:57) D.SCHIAVONE Convert - Convert (1)

EDM - (9:54) K.JOSEPH Run (1yds) - Touchdown

EDM - (9:36) D.SCHIAVONE Convert - Convert (1)

EDM - (2:07) D.SCHIAVONE Missed Field Goal (35yds) - Field Goal

HAM - (1:11) J.MEDLOCK Field Goal (40yds) - Field Goal

THIRD QUARTER

HAM - (15:00) D.DUVAL Kickoff (58yds) M.THIGPEN Kickoff Return (93yds) - Touchdown

HAM - (14:46) J.MEDLOCK Convert - Convert (1)

EDM - (7:47) D.SCHIAVONE Field Goal (27yds) - Field Goal

HAM - (1:54) J.MEDLOCK Field Goal (45yds) - Field Goal

FOURTH QUARTER

EDM - (12:02) J.MESSAM Run (6yds) - Touchdown

EDM - (11:57) D.SCHIAVONE Convert - Convert (1)

EDM - (4:33) D.SCHIAVONE Field Goal (26yds) - Field Goal

HAM - (1:01) A.COBOURNE Run (5yds) - Touchdown

HAM - (00:51) J.MEDLOCK Convert - Convert (1)

INDIVIDUAL STATISTICS

PASSING

HAM - Glenn 14-23, 140 yards 1 INT / Porter 8-12 90yards

EDM - Ray 25-32, 227 yards 1 TD

RUSHING

HAM - Cobourne 6-28 / Porter 2-11

EDM - Messam 15-139 / McCarty 5-61 / Ray 3-16 / Joseph 3-6



2011 GAME 11 RECAP

RECEIVING

HAM - Williams 5-74 / Mann 5-44 / Stala 5-38 / Kelly 2-34 / Carter 2-29 / Cobourne 3-11

EDM - Stamps 14-130 / Bauman 2-32 / Nowacki 3-28 / Bowman 2-15 / Scott 1-10 / McCarty 2-7

TEAM STATISTICS

HAMILTON

EDMONTON

Total First Downs	16	29
By: Rushing-Passing-Penalty	2-12-2	10-14-5
Net Yards Rushing	39	222
Net Yards Passing	230	227
Total Gross Yards	269	449
Team Losses	32	9
Total Offence	237	440
Pass Attempts/Complete	35 / 22	32 / 25
Total Rushing Plays	8	26
Punt Returns/Yards	6 / 31	4 / 14
Kickoff Returns/Yards	6 / 176	5 / 85
Interceptions Returns/Yards	0 / 0	1 / 52
Fumble Returns/Yards	0 / 0	2 / 2
Missed Field Goal Returns/Yards	0 / 0	0 / 0
Total Return Yards	207	153
Total Touchdowns	2	4
By: Rushing-Passing>Returns	1-0-1	3-1-0
Penalties/Yards	13 / 100	6 / 65
Fumbles/Lost	3 / 2	0 / 0
Field Goals Attempts/Made	3 / 3	4 / 3
Converts Attempts/Made	2 / 2	4 / 4
Sacks By	1	5
Time of Possession	22:21	37:39
Turnovers: Downs-Fumbles-Interceptions	0-2-1	0-0-0

CLUB DIRECTORY

VETERAN PLAYERS

FIRST YEAR PLAYERS

2011 GAME RECAP

RECORDS

HISTORY

2011 GAME 12 RECAP



TIGER-CATS 55, STAMPEDERS 36

SEPTEMBER 25 at Moncton Stadium

ATTENDANCE: 20,153

Game Time: 5:00 PM ET | Television: TSN | Temp: 23°C

Field Conditions: Dry

SCORING SUMMARY	1ST	2ND	3RD	4TH	FINAL
CALGARY	7	7	7	15	36
HAMILTON	7	17	17	14	55

FIRST QUARTER

CAL - (11:10) H.BURRIS Completed Pass to R.BRYANT (9yds) - Touchdown

CAL - (10:44) R.PAREDES Convert - Convert (1)

HAM - (2:27) A.COBOURNE Run (1yds) - Touchdown

HAM - (1:46) J.MEDLOCK Convert - Convert (1)

SECOND QUARTER

CAL - (12:56) H.BURRIS Completed Pass to R.BRYANT (35yds) - Touchdown

CAL - (12:32) R.PAREDES Convert - Convert (1)

HAM - (7:13) Q.PORTER Run (1yds) - Touchdown

HAM - (6:58) J.MEDLOCK Convert - Convert (1)

HAM - (5:29) J.MEDLOCK Field Goal (34yds) - Field Goal

HAM - (00:14) K.GLENN Completed Pass to M.THIGPEN (8yds) - Touchdown

HAM - (00:07) J.MEDLOCK Convert - Convert (1)

THIRD QUARTER

HAM - (13:41) J.MEDLOCK Field Goal (33yds) - Field Goal

CAL - (13:25) L.COKE Run (75yds) - Touchdown

CAL - (13:06) R.PAREDES Convert - Convert (1)

HAM - (8:47) K.GLENN Completed Pass to M.THIGPEN (32yds) - Touchdown

HAM - (8:21) J.MEDLOCK Convert - Convert (1)

HAM - (2:22) R.PAREDES Missed Field Goal (48yds) M.THIGPEN Return (118yds) - Touchdown

HAM - (1:48) J.MEDLOCK Convert - Convert (1)

FOURTH QUARTER

HAM - (15:00) K.GLENN Completed Pass to T.GRANT (31yds) - Touchdown

HAM - (14:36) J.MEDLOCK Convert - Convert (1)

CAL - (13:33) P.DALES Punt (71yds) - Single

CAL - (6:54) D.TATE Completed Pass R.BRYANT (10yds) - Touchdown

CAL - (6:33) D.TATE Completed Pass to L.TALLEY (5yds) - Convert (2)

HAM - (2:38) T.GRANT Run (15yds) - Touchdown

HAM - (2:12) J.MEDLOCK Convert - Convert (1)

CAL - (00:58) D.TATE Completed Pass to K.RAMBO (17yds) - Touchdown

INDIVIDUAL STATISTICS

PASSING

HAM - Glenn 16-23, 276 yards, 3 TD / Porter, 1-1, 3 yards

CAL - Burris 13-23, 177 yards, 1 INT 2 TD / Tate 8-15 104 yards 2 TD



2011 GAME 12 RECAP

RUSHING

HAM - Cobourne 15-84 / Grant 5-23 / Glenn 1-7 / Porter 3-2
CAL - Cornish 9-84 / Coker 1-75 / Burris 2-24 / Tate 3-5

RECEIVING

HAM - Thigpen 6-139 / Grant 3-53 / Cobourne 4-36 / Stala 1-26 / Williams 2-17 / Mann 1-8
CAL - Lewis 8-95 / Bryant 5-75 / Rambo 3-71 / Cote 1-17 / Cornish 2-13 / Forzani 1-5

TEAM STATISTICS

	HAMILTON	CALGARY
Total First Downs	23	25
By: Rushing-Passing-Penalty	10-10-3	9-16-0
Net Yards Rushing	116	188
Net Yards Passing	279	281
Total Gross Yards	395	469
Team Losses	12	28
Total Offence	383	441
Pass Attempts/Complete	24 / 17	38 / 21
Total Rushing Plays	24	15
Punt Returns/Yards	4 / 13	4 / 3
Kickoff Returns/Yards	6 / 144	8 / 206
Interceptions Returns/Yards	1 / 0	0 / 0
Fumble Returns/Yards	2 / 0	0 / 0
Missed Field Goal Returns/Yards	1 / 118	0 / 0
Total Return Yards	275	209
Total Touchdowns	7	5
By: Rushing-Passing>Returns	3-3-1	1-4-0
Penalties/Yards	8 / 70	11 / 80
Fumbles/Lost	1 / 0	2 / 2
Field Goals Attempts/Made	2 / 2	1 / 0
Converts Attempts/Made	7 / 7	3 / 3
Sacks By	4	1
Time of Possession	29:41	30:19
Turnovers: Downs-Fumbles-Interceptions	0-0-0	0-2-1

CLUB DIRECTORY

VETERAN PLAYERS

FIRST YEAR PLAYERS

2011 GAME RECAP

RECORDS

HISTORY

2011 GAME 13 RECAP



ARGONAUTS 12, TIGER-CATS 27

OCTOBER 1 at Rogers Centre

ATTENDANCE: 21,853

Game Time: 7:00 PM ET | Television: TSN | Temp: 20°C

Field Conditions: Dry

SCORING SUMMARY	1ST	2ND	3RD	4TH	FINAL
HAMILTON	7	10	3	7	27
TORONTO	3	3	3	3	12

FIRST QUARTER

TOR - (6:27) N.PREFONTAINE Field Goal (40yds) - Field Goal

HAM - (3:10) T.GRANT Run (89yds) - Touchdown

HAM - (2:50) J.MEDLOCK Convert - Convert (1)

SECOND QUARTER

HAM - (10:46) K.GLENN Completed Pass to C.Williams (8yds) - Touchdown

HAM - (10:24) J.MEDLOCK Convert - Convert (1)

HAM - (2:33) J.MEDLOCK Field Goal (31yds) - Field Goal

TOR - (00:31) N.PREFONTAINE Field Goal (18yds) - Field Goal

THIRD QUARTER

TOR - (5:01) N.PREFONTAINE Field Goal (40yds) - Field Goal

HAM - (00:36) J.MEDLOCK Field Goal (37yds) - Field Goal

FOURTH QUARTER

TOR - N.PREFONTAINE Field Goal (28yds) - Field Goal

HAM - (7:21) Q.PORTER Run (1yds) - Touchdown

HAM - (7:02) J.MEDLOCK Convert - Convert (1)

INDIVIDUAL STATISTICS

PASSING

HAM - Glenn 21-30, 301 yards 3 INT 1 TD / Medlock 1-1, 30yards

TOR - Jyles 12-25, 142 yards / Prefontaine 1-1, 21yards / Bell 1-1, 5yards

RUSHING

HAM - Grant 10-115 / Cobourne 12-53 / Williams 2-16 / Glenn 1-3 / Porter 2-3

TOR - Jyles 7-60 / Boyd 11-60 / Bell 1-1

RECEIVING

HAM - Stala 3-63 / Thigpen 3-61 / Mann 4-45 / Cobourne 3-40 / Williams 3-32 / Brown 1-30 / MacKay 3-30 / Grant 1-23 / Mahoney 1-7

TOR - Owens 5-81 / Copeland 3-48 / Johnson 1-21 / Tranks 2-3 / Watt 1-5 / Bradwell 1-4 / Rodriguez 2-3



2011 GAME 13 RECAP

TEAM STATISTICS

TORONTO

HAMILTON

Total First Downs	12	25
By: Rushing-Passing-Penalty	4-8-0	8-16-1
Net Yards Rushing	121	190
Net Yards Passing	168	331
Total Gross Yards	289	521
Team Losses	18	7
Total Offence	271	514
Pass Attempts/Complete	27 / 14	31 / 22
Total Rushing Plays	19	27
Punt Returns/Yards	2 / 1	4 / 48
Kickoff Returns/Yards	6 / 176	1 / 25
Interceptions Returns/Yards	3 / 22	0 / 0
Fumble Returns/Yards	0 / 0	2 / 0
Missed Field Goal Returns/Yards	0 / 0	0 / 0
Total Return Yards	199	73
Total Touchdowns	0	3
By: Rushing-Passing>Returns	0-0-0	2-1-0
Penalties/Yards	9 / 74	11 / 95
Fumbles/Lost	4 / 2	0 / 0
Field Goals Attempts/Made	4 / 4	2 / 2
Converts Attempts/Made	0 / 0	3 / 3
Sacks By	1	2
Time of Possession	23:51	36:09
Turnovers: Downs-Fumbles-Interceptions	1-2-0	0-0-3

CLUB DIRECTORY

VETERAN PLAYERS

FIRST YEAR PLAYERS

2011 GAME RECAP

RECORDS

HISTORY

2011 GAME 14 RECAP



TIGER-CATS 17, BLUE BOMBERS 33

OCTOBER 7 at Ivor Wynne Stadium

ATTENDANCE: 23,268

Game Time: 7:30 PM ET | Television: TSN | Temp: 20°C

Field Conditions: Dry

SCORING SUMMARY	1ST	2ND	3RD	4TH	FINAL
WINNIPEG	10	2	14	7	33
HAMILTON	0	3	0	14	17

FIRST QUARTER

WPG - (11:20) - J.PALARDY Field Goal (49yds) - Field Goal

WPG - (00:00) - A.BRINK Run (1yds) - Touchdown

WPG - (00:00) J.PALARDY Convert - Convert (1)

SECOND QUARTER

WPG - (11:14) M.RENAUD Punt (57yds) - Single

WPG - (5:52) J.PALARDY Missed Field Goal (44yds) - Single

HAM - (00:16) J.MEDLOCK Field Goal (27yds) - Field Goal

THIRD QUARTER

WPG - B.PIERCE Completed Pass to G. CARR (59yds) - Touchdown

WPG - (10:46) J.PALARDY Convert - Convert (1)

WPG - (1:42) K.GLENN Intercepted Pass, B.STEWART Interception Return (83yds) - Touchdown

WPG - (1:05) J.PALARDY Convert - Convert (1)

FOURTH QUARTER

HAM - (14:42) Q.PORTER Completed Pass to C.WILLIAMS (28yds) - Touchdown

HAM - (14:42) J.MEDLOCK Convert - Convert (1)

WPG - (10:52) B.PIERCE Run (4yds) - Touchdown

WPG - (10:11) J.PALARDY Convert - Convert (1)

HAM - (3:00) Q.PORTER Run (1yds) - Touchdown

HAM - (2:42) J.MEDLOCK Convert - Convert (1)

INDIVIDUAL STATISTICS

PASSING

HAM - Glenn 13-20, 109 yards 1 INT / Porter 6-9, 93yards 1 TD

WPG - Pierce 16-25, 239 yards 1 TD

RECEIVING

HAM - Cobourne 8-43 / Porter 3-16 / Grant 4-13 / Glenn 3-9 / Thigpen 1- -7

WPG - Garrett 18-131 / Pierce 4-24 / Denmark 1-18 / Brink 3-4

RECEIVING

HAM - Williams 7-93 / MacKay 2-38 / Mann 3-20 / Cobourne 2-19 / Stala 1-16 / Grant 2-11 / Thigpen 2-5

WPG - Denmark 6-110 / Carr 4-101 / Edwards 2-12 / Hargreaves 1-10 / Watson 1-5 / Garrett 2-1



2011 GAME 14 RECAP

TEAM STATISTICS

HAMILTON

WINNIPEG

Total First Downs	17	23
By: Rushing-Passing-Penalty	7-9-1	13-8-2
Net Yards Rushing	74	177
Net Yards Passing	202	239
Total Gross Yards	276	416
Team Losses	8	16
Total Offence	268	400
Pass Attempts/Complete	29 / 19	25 / 16
Total Rushing Plays	19	26
Punt Returns/Yards	5 / 64	9 / 65
Kickoff Returns/Yards	6 / 88	3 / 52
Interceptions Returns/Yards	0 / 0	1 / 83
Fumble Returns/Yards	0 / 0	0 / 0
Missed Field Goal Returns/Yards	1 / 1	0 / 0
Total Return Yards	153	200
Total Touchdowns	2	4
By: Rushing-Passing>Returns	1-1-0	2-1-1
Penalties/Yards	10 / 84	11 / 82
Fumbles/Lost	0 / 0	0 / 0
Field Goals Attempts/Made	1 / 1	4 / 4
Converts Attempts/Made	2 / 2	0 / 0
Sacks By	2	2
Time of Possession	28:19	31:41
Turnovers: Downs-Fumbles-Interceptions	0-0-1	0-0-0

CLUB DIRECTORY

VETERAN PLAYERS

FIRST YEAR PLAYERS

2011 GAME RECAP

RECORDS

HISTORY

2011 GAME 15 RECAP



ALOUETTES 27, TIGER-CATS 25

OCTOBER 16 at Percival Molson Stadium

ATTENDANCE: 23, 668

Game Time: 1:00 PM ET | Television: TSN | Temp: 14°C

Field Conditions: Dry

SCORING SUMMARY	1ST	2ND	3RD	4TH	FINAL
HAMILTON	6	3	0	16	25
MONTREAL	3	11	7	6	27

FIRST QUARTER

HAM - (12:29) J. MEDLOCK Field Goal (43 yds) - Field Goal

MTL - (5:11) S. WHYTE Field Goal (45 yds) - Field Goal

HAM - (2:08) J. MEDLOCK Field Goal (38 yds) - Field Goal

SECOND QUARTER

MTL - (13:30) S. WHYTE Field Goal (35 yds) - Field Goal

MTL - (6:45) S. WHYTE Punt (57 yds) - Single

MTL - (1:57) A. CALVILLO Completed Pass to B. WHITAKER (20 yds) - Touchdown

MTL - (1:29) S. WHYTE Convert - Convert (1)

HAM - (0:05) J. MEDLOCK Field Goal (31 yds) - Field Goal

THIRD QUARTER

MTL - (4:27) A. CALVILLO Completed Pass to K. WATKINS (22 yds) - Touchdown

MTL - (4:20) S. WHYTE Convert - Convert (1)

FOURTH QUARTER

HAM - (12:28) J. MEDLOCK Field Goal (31 yds) - Field Goal

MTL - (9:32) S. WHYTE Field Goal (33 yds) - Field Goal

MTL - (3:39) S. WHYTE Field Goal (42 yds) - Field Goal

HAM - (2:22) K. GLENN Run (15 yds) - Touchdown

HAM - (2:14) J. MEDLOCK Convert - Convert (1)

HAM - (1:00) Q. PORTER Completed Pass to D. STALA (4 yds) - Touchdown

INDIVIDUAL STATISTICS

PASSING

HAM - Glenn 16-24, 201 yards, 2 INT / Porter 11-18, 103 yds, 1 TD

MTL - Calvillo 27-39, 341 yards, 2 TD

RUSHING

HAM - Cobourne 9-36 / Porter 3-15 / Glenn 1-15, 1 TD / Williams 1-5 / T. Grant 1-0

MTL - Whitaker 15-79 / Calvillo 1-11 / McPherson 4-9 / Deidrick 2-5



2011 GAME 15 RECAP

RECEIVING

HAM - Kelly 2-62 / Cobourne 6-60 / Williams 5-60 / B. Grant 4-45 / Thigpen 5-37 / Stala 3-25, 1 TD / MacKay 2-15

MTL - Richardson 9-107 / Bratton 4-74 / Watkins 4-60, 1 TD / Whitaker 4-40, 1 TD / Green 4-39 / London 2-21

TEAM STATISTICS

HAMILTON

WINNIPEG

Total First Downs	28	23
By: Rushing-Passing-Penalty	7-18-3	6-14-3
Net Yards Rushing	104	71
Net Yards Passing	341	304
Total Gross Yards	445	375
Team Losses	12	14
Total Offence	433	361
Pass Attempts/Complete	39 / 27	42 / 27
Total Rushing Plays	22	15
Punt Returns/Yards	1 / 2	0 / 0
Kickoff Returns/Yards	3 / 32	4 / 76
Interceptions Returns/Yards	2 / 43	0 / 0
Fumble Returns/Yards	0 / 0	2 / 0
Missed Field Goal Returns/Yards	2 / 79	1 / 35
Total Return Yards	156	111
Total Touchdowns	2	2
By: Rushing-Passing>Returns	0-2-0	1-1-0
Penalties/Yards	6 / 54	11 / 50
Fumbles/Lost	2 / 2	0 / 0
Field Goals Attempts/Made	5 / 4	6 / 4
Converts Attempts/Made	2 / 2	1 / 1
Sacks By	2	1
Time of Possession	31:58	28:02
Turnovers: Downs-Fumbles-Interceptions	1-2-0	0-0-2

CLUB DIRECTORY

VETERAN PLAYERS

FIRST YEAR PLAYERS

2011 GAME RECAP

RECORDS

HISTORY

2011 GAME 16 RECAP



TIGER-CATS 42, LIONS 10

OCTOBER 22 at Ivor Wynne Stadium

ATTENDANCE: 25, 536

Game Time: 7:00 PM ET | Television: TSN | Temp: 7°C

Field Conditions: Dry

SCORING SUMMARY	1ST	2ND	3RD	4TH	FINAL
B.C.	7	3	0	0	10
HAMILTON	6	10	13	13	42

FIRST QUARTER

HAM - (6:36) J. MEDLOCK Field Goal (19 yds) - Field Goal

HAM - (3:15) J. MEDLOCK Field Goal (44 yds) - Field Goal

B.C. - (1:16) T. LULAY Completed Pass to G. SIMON (25 yds) - Touchdown

B.C. - (0:51) P. MCCALLUM Convert - Convert (1)

SECOND QUARTER

HAM - (6:55) J. MEDLOCK Field Goal (42 yds) - Field Goal

B.C. - (2:00) P. MCCALLUM Field Goal (21 yds) - Field Goal

HAM - (0:31) Q. PORTER Run (1 yds) - Touchdown

HAM - (0:23) J. MEDLOCK Convert - Convert (1)

THIRD QUARTER

HAM - (13:51) J. MEDLOCK Field Goal (48 yds) - Field Goal

HAM - (9:24) J. MEDLOCK Field Goal (47 yds) - Field Goal

HAM - (1:40) Q. PORTER Completed Pass to B. GRANT (23 yds) - Touchdown

HAM - (1:17) J. MEDLOCK Convert - Convert (1)

FOURTH QUARTER

HAM - (8:55) J. MEDLOCK Field Goal (29 yds) - Field Goal

HAM - (5:07) P. MCCALLUM Intercepted Pass, R. MARIUZ Interception (21yds) - Touchdown

HAM - (4:44) J. MEDLOCK Convert - Convert (1)

HAM - (3:03) J. MEDLOCK Field Goal (35 yds) - Field Goal

INDIVIDUAL STATISTICS

PASSING

HAM - Glenn 9-18, 116 yards, / Porter 8-10, 116 yards, 1 TD / Boltus 0-2

B.C. - Lulay 17-36, 218 yards, 1 TD / Jackson 4-7, 49 yards, 1 INT / McCallum 0-1, 1 INT

RUSHING

HAM - Cobourne 14-61 / Porter 2-24, 1 TD / Stephenson 1-8 / Boltus 1-4 / Glenn 1-0

B.C. - Harris 3-40 / Sanders 4-18 / Jackson 3-10 / Lee 1-1 / Bruce 1- -6

RECEIVING

HAM - B. Grant 5-50, 1 TD / Thigpen 2-46 / Cobourne 4-39 / Barrenechea 1-38 / Kelly 2-29 / Stala 2-22 / MacKay 1-8

B.C. - Bruce 3-51 / Simon 3-42, 1 TD / Johnson 4-39 / Sanders 2-30 / Jackson 2-29 / Iannuzzi 3-26 / Lee 2-24 / Foster 1-21 / Harris 1-5



2011 GAME 16 RECAP

TEAM STATISTICS

HAMILTON

B.C.

Total First Downs	15	17
By: Rushing-Passing-Penalty	7-6-2	4-13-0
Net Yards Rushing	97	63
Net Yards Passing	232	267
Total Gross Yards	329	330
Team Losses	16	45
Total Offence	313	285
Pass Attempts/Complete	30 / 17	44 / 21
Total Rushing Plays	19	12
Punt Returns/Yards	5 / 58	6 / 25
Kickoff Returns/Yards	3 / 70	8 / 161
Interceptions Returns/Yards	2 / 24	0 / 0
Fumble Returns/Yards	0 / 0	0 / 0
Missed Field Goal Returns/Yards	0 / 0	0 / 0
Total Return Yards	152	186
Total Touchdowns	3	1
By: Rushing-Passing>Returns	1-1-1	1-0-0
Penalties/Yards	8 / 45	10 / 82
Fumbles/Lost	1 / 1	2 / 2
Field Goals Attempts/Made	7 / 7	1 / 1
Converts Attempts/Made	3 / 3	1 / 1
Sacks By	1	3
Time of Possession	30:43	29:37
Turnovers: Downs-Fumbles-Interceptions	0-1-0	1-2-2

CLUB DIRECTORY

VETERAN PLAYERS

FIRST YEAR PLAYERS

2011 GAME RECAP

RECORDS

HISTORY

2011 GAME 17 RECAP



ROUGH RIDERS 19, TIGER-CATS 3

OCTOBER 29 at Mosaic Stadium

ATTENDANCE: 29,073

Game Time: 3:00 PM ET | Television: TSN | Temp: 6°C

Field Conditions: Dry, Artificial

SCORING SUMMARY	1ST	2ND	3RD	4TH	FINAL
HAMILTON	0	0	3	0	3
SASKATCHEWAN	7	10	0	2	19

FIRST QUARTER

SSK - (9:38) C.MILO Field Goal (11yds) - Field Goal

SSK - (3:47) C.MILO Punt (108yds) - Single

SSK - (1:18) C.MILO Field Goal (40yds) - Field Goal

SECOND QUARTER

SSK - (9:22) C.MILO Field Goal (12yds) - Field Goal

SSK - (2:09) N.HUGHES Run (3yds) - Touchdown

SSK - (1:54) C.MILO Convert - Convert (1)

THIRD QUARTER

HAM - (13:03) J.MEDLOCK Field Goal (47yds) - Field Goal

FOURTH QUARTER

SSK - (14:16) C.MILO Punt (71yds) - Single

SSK - (3:06) C.MILO Punt (60yds) - Single

INDIVIDUAL STATISTICS

PASSING

HAM - Glenn 14-22, 171yards 4 INT / Porter 6-13, 53yards

SSK - Dinwiddie 7-20, 139yards / Bergquist 0-2, 0yards

RUSHING

HAM - Cobourne 8-33 / Porter 4-14 / Thigpen 2-4 / Stephenson 2-4

SSK - West 19-96 / Dinwiddie 8-53 / Hughes 6-40 / Bergquist 1-1

RECEIVING

HAM - Stala 5-79 / Cobourne 5-24 / Grant 3-37 / Mahoney 2-41 / Kelley 2-15 / Kelly 2-15 / Thigpen 1-8

SSK - Getzlaf 2-23 / Baker 2-86 / Dressler 1-14 / West 1-8 / Clermont 1-8



2011 GAME 17 RECAP

TEAM STATISTICS

SASKATCHEWAN

HAMILTON

Total First Downs	20	16
By: Rushing-Passing-Penalty	14-4-2	4-9-3
Net Yards Rushing	190	55
Net Yards Passing	139	224
Total Gross Yards	329	279
Team Losses	25	28
Total Offence	304	251
Pass Attempts/Complete	22 / 7	35 / 20
Total Rushing Plays	34	16
Punt Returns/Yards	5 / 31	4 / 38
Kickoff Returns/Yards	1 / 12	3 / 17
Interceptions Returns/Yards	4 / 14	0 / 0
Fumble Returns/Yards	0 / 0	0 / 0
Missed Field Goal Returns/Yards	0 / 0	0 / 0
Total Return Yards	57	55
Total Touchdowns	1	0
By: Rushing-Passing>Returns	1-0-0	0-0-0
Penalties/Yards	5 / 50	9 / 95
Fumbles/Lost	0 / 0	0 / 0
Field Goals Attempts/Made	3 / 3	1 / 1
Converts Attempts/Made	1 / 1	0 / 0
Sacks By	3	3
Time of Possession	32:33	27:27
Turnovers: Downs-Fumbles-Interceptions	0-0-0	1-0-4

CLUB DIRECTORY

VETERAN PLAYERS

FIRST YEAR PLAYERS

2011 GAME RECAP

RECORDS

HISTORY

2011 GAME 18 RECAP



TIGER-CATS 16, ARGONAUTS 33

NOVEMBER 3 at Rogers Centre

ATTENDANCE: 20,833

Game Time: 7:30 PM ET | Television: TSN | Temp: 6°C

Field Conditions: Dry

SCORING SUMMARY	1ST	2ND	3RD	4TH	FINAL
HAMILTON	3	3	3	7	16
TORONTO	7	3	6	17	33

FIRST QUARTER

HAM - (9:23) J.MEDLOCK Field Goal (34yds) - Field Goal

TOR - (5:51) D.BELL Completed Pass to A.DURIE (20yds) - Touchdown

TOR - (5:38) N.PREFONTAINE Convert - Convert (1)

SECOND QUARTER

HAM - (5:21) J.MEDLOCK Field Goal (32yds) - Field Goal

TOR - (00:22) N.PREFONTAINE Field Goal (46yds) - Field Goal

THIRD QUARTER

HAM - (10:02) J.MEDLOCK Field Goal (22yds) - Field Goal

TOR - (9:00) N.PREFONTAINE Field Goal (51yds) - Field Goal

TOR (6:39) N.PREFONTAINE Field Goal (49yds) - Field Goal

FOURTH QUARTER

HAM - (12:47) Q.PORTER Completed Pass to A.KELLY (5yds) - Touchdown

HAM - (12:18) J.MEDLOCK Convert - Convert (1)

TOR - (10:46) D.BELL Completed Pass to A.DURIE (43yds) - Touchdown

TOR - (10:33) N.PREFONTAINE Convert - Convert (1)

TOR - (8:17) C.BOYD Run (6yds) - Touchdown

TOR - (8:17) N.PREFONTAINE Convert - Convert (1)

TOR - (1:39) N.PREFONTAINE Field Goal (31yds) - Touchdown

INDIVIDUAL STATISTICS

PASSING

HAM - Glenn 14-19, 150 yards / Porter 8-14, 75 yards 1 INT 1 TD / Boltus 5-13, 48yards

TOR - Bell 12-22, 216 yards 2 INT 2 TD / Hall 0-3, 0 yards

RUSHING

HAM - Porter 8-24 / Porter 4-17 / Boltus 1-12 / Glenn 1-11 / Stephenson 3-5

TOR - Boyd 18-105 / Mann 1-14 / Durie 2-5 / Hall 1-2

RECEIVING

HAM - Stala 9-84 / Williams 5-52 / Brown 3-31 / Kelly 3-28 / Grant 3-28 / Mahoney 2-27 / Porter 2-23

TOR - Durie 8-144 / Copeland 2-38 / Boldin 1-27 / Bradwell 1-7



2011 GAME 18 RECAP

TEAM STATISTICS

TORONTO

HAMILTON

Total First Downs	17	24
By: Rushing-Passing-Penalty	7-8-2	4-16-4
Net Yards Rushing	126	69
Net Yards Passing	216	273
Total Gross Yards	342	342
Team Losses	14	10
Total Offence	328	332
Pass Attempts/Complete	25 / 12	46 / 27
Total Rushing Plays	22	17
Punt Returns/Yards	7 / 94	5 / 29
Kickoff Returns/Yards	4 / 122	4 / 89
Interceptions Returns/Yards	1 / 25	2 / 1
Fumble Returns/Yards	0 / 0	0 / 0
Missed Field Goal Returns/Yards	0 / 0	0 / 0
Total Return Yards	241	119
Total Touchdowns	3	1
By: Rushing-Passing>Returns	1-2-0	0-1-0
Penalties/Yards	8 / 75	6 / 59
Fumbles/Lost	1 / 1	1 / 0
Field Goals Attempts/Made	4 / 4	3 / 3
Converts Attempts/Made	3 / 3	1 / 1
Sacks By	3	3
Time of Possession	28:00	32:00
Turnovers: Downs-Fumbles-Interceptions	0-1-2	1-0-1

CLUB DIRECTORY

VETERAN PLAYERS

FIRST YEAR PLAYERS

2011 GAME RECAP

RECORDS

HISTORY

2011 EASTERN SEMI-FINAL RECAP



TIGER-CATS 52, ALOUETTES 44

NOVEMBER 13 at Olympic Stadium

ATTENDANCE: 33,051

Game Time: 7:30 PM ET | Television: TSN | Temp: 25°C

Field Conditions: Dry (Turf)

SCORING SUMMARY	1ST	2ND	3RD	4TH	OT	FINAL
HAMILTON	10	14	3	17	8	52
MONTREAL	3	13	7	21	0	44

FIRST QUARTER

MTL - (10:01) S.WHYTE Field Goal (49yds) - Field Goal
 HAM - (7:00) M.THIGPEN Run (50yds) - Touchdown
 HAM - (6:31) J.MEDLOCK Convert - Convert (1)
 HAM - (1:35) J.MEDLOCK Field Goal (27yds) - Field Goal

SECOND QUARTER

MTL - (11:55) S.WHYTE Field Goal (9yds) - Field Goal
 MTL - (7:24) B.WHITAKER Run (2yds) - Touchdown
 MTL - (7:02) S.WHYTE Convert - Convert (1)
 HAM - (2:45) K.GLENN Completed Pass to B.GRANT (29yds) - Touchdown
 HAM - (2:38) J.MEDLOCK Convert - Convert (1)
 HAM - (00:53) Q.PORTER Completed Pass to D.STALA (3yds) - Touchdown
 HAM - (00:33) J.MEDLOCK Convert - Convert (1)
 MTL - (00:01) S.WHYTE Field Goal (26yds) - Field Goal

THIRD QUARTER

HAM - (8:48) J.MEDLOCK Field Goal (47yds) - Field Goal
 MTL - (1:34) A.MCPHERSON Run (1yds) - Touchdown
 MTL - (1:34) S.WHYTE Convert - Convert (1)

FOURTH QUARTER

HAM - (12:49) J.MEDLOCK Field Goal (49yds) - Field Goal
 MTL - (12:34) A.CALVILLO Completed Pass to E.DESLAURIERS (75yds) - Touchdown
 MTL - (12:16) S.WHYTE Convert - Convert (1)
 HAM - (10:40) Q.PORTER Run (1yds) - Touchdown
 HAM - (10:32) J.MEDLOCK Convert - Convert (1)
 MTL - (7:49) A.CALVILLO Completed Pass to J.RICHARDSON (14yds) - Touchdown
 MTL - (7:28) S.WHYTE Convert - Convert (1)
 HAM - (3:08) A.COBOURNE Run (46yds) - Touchdown
 HAM - (2:43) J.MEDLOCK Convert - Convert (1)
 MTL - (1:57) A.CALVILLO Completed Pass to S.GREEN (44yds) - Touchdown
 MTL - (1:37) S.WHYTE Convert - Convert (1)

OVERTIME

HAM - (00:01) Q.PORTER Run (1yds) - Touchdown
 HAM - (00:01) K.GLENN Completed Pass to C.WILLIAMS (5yds) - Convert (2)



2011 EASTERN SEMI-FINAL RECAP

INDIVIDUAL STATISTICS

PASSING

HAM - Glenn 23-32, 275 yards 1 INT 1 TD / Porter 2-2, 34yards 1 TD
 MTL - Calvillo 30-42, 513 yards 1 INT 3 TD

RUSHING

HAM - Cobourne 14-97 / Thigpen 3-56 / Williams 3-5 / Porter 3-3
 MTL - Whitaker 15-79 / Calvillo 2-12 / McPherson 1-1

RECEIVING

HAM - Grant 7-130 / Williams 5-62 / Cobourne 5-48 / Stala 3-33 / Thigpen 3-17 / Brown 1-10 / Carter 1-9
 MTL - Green 8-142 / Richardson 4-95 / Bratton 5-83 / London 6-81 / Deslauriers 2-80 / Whitaker 5-32 /

TEAM STATISTICS

MONTREAL

HAMILTON

Total First Downs	28	24
By: Rushing-Passing-Penalty	7-18-3	7-15-2
Net Yards Rushing	92	161
Net Yards Passing	513	309
Total Gross Yards	605	470
Team Losses	27	0
Total Offence	578	470
Pass Attempts/Complete	42 / 30	34 / 25
Total Rushing Plays	18	23
Punt Returns/Yards	5 / 17	6 / 52
Kickoff Returns/Yards	7 / 188	7 / 171
Interceptions Returns/Yards	1 / 0	1 / 75
Fumble Returns/Yards	0 / 0	1 / 0
Missed Field Goal Returns/Yards	1 / 17	0 / 0
Total Return Yards	222	298
Total Touchdowns	5	6
By: Rushing-Passing>Returns	2-3-0	4-2-0
Penalties/Yards	4 / 35	11 / 80
Fumbles/Lost	2 / 1	0 / 0
Field Goals Attempts/Made	3 / 3	4 / 3
Converts Attempts/Made	5 / 5	5 / 5
Sacks By	0	3
Time of Possession	31:38	28:22
Turnovers: Downs-Fumbles-Interceptions	0-1-1	0-0-1

CLUB DIRECTORY

VETERAN PLAYERS

FIRST YEAR PLAYERS

2011 GAME RECAP

RECORDS

HISTORY

2011 EASTERN FINAL RECAP



TIGER-CATS 3, BLUE BOMBERS 19

NOVEMBER 20 at Canad Inns Stadium

ATTENDANCE: 30,051

Game Time: 1:00 PM ET | Television: TSN | Temp: 27°C

Field Conditions: Dusting of snow, frozen

SCORING SUMMARY	1ST	2ND	3RD	4TH	FINAL
HAMILTON	3	0	0	0	3
WINNIPEG	0	10	3	6	19

FIRST QUARTER

HAM - (7:59) J.MEDLOCK Field Goal (18yds) - Field Goal

SECOND QUARTER

WPG - (10:58) A.BRINK Completed Pass to J.VEGA (3yds) - Touchdown

WPG - (10:35) J.PALARDY Convert - Convert (1)

WPG - (3:08) J.PALARDY Field Goal (22yds) - Field Goal

THIRD QUARTER

WPG - (8:16) J.PALARDY Field Goal (37yds) - Field Goal

FOURTH QUARTER

WPG - (00:01) C.GARRETT Run (3yds) - Touchdown

INDIVIDUAL STATISTICS

PASSING

HAM - Glenn 18-23, 113 yards / Porter 3-11, 40 yards

WPG - Pierce 16-28, 175 yards, 1 INT / Brink 1-1, 3 yards, 1 TD

RUSHING

HAM - Cobourne 9-28 / Porter 3-11 / Glenn 1-5 / Williams 1- -1 / Thigpen 1- -4

WPG - Garrett 29-190 / Pierce 9-66 / Denmark 2-15

RECEIVING

HAM - Grant 3-54 / Cobourne 4-39 / Thigpen 4-30 / Stala 2-26 / Williams 3-4

WPG - Edwards 5-80 / Carr 2-32 / Denmark 4-30 / Watson 4-23 / Garrett 1-10 / Vega 1-3



2011 EASTERN FINAL RECAP

TEAM STATISTICS

WINNIPEG

HAMILTON

Total First Downs	27	9
By: Rushing-Passing-Penalty	15-12-0	3-6-0
Net Yards Rushing	271	39
Net Yards Passing	178	153
Total Gross Yards	449	192
Team Losses	0	16
Total Offence	449	176
Pass Attempts/Complete	29 / 17	29 / 16
Total Rushing Plays	40	15
Punt Returns/Yards	9 / 48	3 / 14
Kickoff Returns/Yards	1 / 11	2 / 38
Interceptions Returns/Yards	1 / 0	1 / 4
Fumble Returns/Yards	1 / 0	0 / 0
Missed Field Goal Returns/Yards	0 / 0	0 / 0
Total Return Yards	59	56
Total Touchdowns	2	0
By: Rushing-Passing>Returns	1-1-0	0-0-0
Penalties/Yards	9 / 55	5 / 30
Fumbles/Lost	3 / 0	1 / 1
Field Goals Attempts/Made	2 / 2	1 / 1
Converts Attempts/Made	1 / 1	0 / 0
Sacks By	2	0
Time of Possession	39:00	21:00
Turnovers: Downs-Fumbles-Interceptions	1-0-1	0-1-1

CLUB DIRECTORY

VETERAN PLAYERS

FIRST YEAR PLAYERS

2011 GAME RECAP

RECORDS

HISTORY

TEAM STATS SUMMARY

REGULAR SEASON 2011

CLUB DIRECTORY

VETERAN PLAYERS

FIRST YEAR PLAYERS

2011 GAME RECAP

RECORDS

HISTORY

Team	Opponents
Total 1st Downs:	371 395
Passing 1st Downs:	213 224
Penalty 1st Downs:	45 34
Rushing 1st Downs:	113 137
Total Yards:	6356 7095
Yards Rushing:	1620 2120
Yards Passing:	4736 4975
Team Loss Yds:	244 338
Net Offence:	6112 6757
Avg Total Offence:	340 375
Avg Rush Yds/Game:	90 118
Avg Pass Yds/Game:	263 276
Total Plays:	1398 1421
Turnovers on Downs:	6 10
Rushes:	342 364
Pass Attempts:	607 624
Pass Completions:	377 364
PCT Complete:	62.1% 58.3%
Number of Punts:	119 120
Punt Yds:	4948 5154
Punt Avg:	41.6 43.0
Punt Return:	70 86
Punt Return Yds:	629 581
Punt Return Avg:	9.0 6.8
Kickoff Ret:	76 90
Kickoff Ret Yds:	1432 1928
Kickoff Ret Avg:	18.8 21.4
Number of Penalties:	163 177
Yards Penalized:	1448 1589
Sacks Allowed:	35 37
Total Points Scored:	481 478
Passing Touchdowns:	23 25
Rushing Touchdowns:	21 17
Passes Intercepted:	21 10
Fumbles:	16 25
Fumbles Lost:	10 15
Total Turnovers:	37 35
Avg Time of Possession:	29:12 30:48

Scoring-Kicking	FG	FSg	Con	KO	Punt	Pts
07 MEDLOCK, J	49	1	46	1	2	197
Opponents	41	7	46	1	9	186

Scoring - TDs	Rush	Rec	KO	Punt	MFG	Int	Fble	OKR	2Pt	Pts
12 PORTER, Q	9	0	0	0	0	0	0	0	0	54
22 COBOURNE, A	8	0	0	0	0	0	0	0	0	48
88 STALA, D	0	8	0	0	0	0	0	0	0	48
80 WILLIAMS, C	0	6	1	0	0	0	0	0	0	42
08 THIGPEN, M	1	2	0	0	1	0	0	0	0	24
21 GRANT, T	2	1	0	0	0	0	0	0	0	18
86 MANN, M	0	2	0	0	0	0	0	0	0	12
84 GRANT, B	0	2	0	0	0	0	0	0	0	12
81 KELLY, A	0	2	0	0	0	0	0	0	0	12
05 GLENN, K	1	0	0	0	0	0	0	0	0	6
44 MARIUZ, R	0	0	0	0	0	1	0	0	0	6
Opponents	21	23	1	0	1	1	0	0	0	282
	17	25	0	0	0	4	2	0	0	288

Field Goals	Max/Game				Made/Att by Distance						
	T	G	LG	Pct	Sg	Mfg	<20	<30	<40	<50	>49
07 MEDLOCK, J	55	49	57	89.1%	7	1	56	-	-	-	-
Opponents	50	41	51	82.0%	4	7	54				

Passing	Att	Cmp	PCT	Yds	Yds/At	LG	I/C	TDs	Max C/Att	Max Yds	Max TDs
05 GLENN, K	488	307	62.9%	3963	8.1	71	17	19	22/36	351	3
12 PORTER, Q	102	63	61.8%	689	6.8	38	4	4	11/18	116	1
16 BOLTUS, J	15	5	33.3%	48	3.2	17	0	0	5/13	48	0
07 MEDLOCK, J	2	2	100.0%	36	18.0	30	0	0	1/1	30	0
Opponents	607	377	62.1%	4736	7.8	71	21	23	22/36	351	3
	624	364	58.3%	4975	8.0	72	10	25	31/45	421	4

Receiving	Game Max										
	No	Yds	Avg	LG	TDs	LG TD	Rec	Yds	TDs		
80 WILLIAMS, C	70	1064	15.2	71	6	49	8	189	2		
88 STALA, D	59	771	13.1	58	8	58	9	107	2		
84 GRANT, B	42	507	12.1	43	2	43	6	83	1		
22 COBOURNE, A	50	459	9.2	38	0	0	6	60	0		
81 KELLY, A	27	383	14.2	34	2	10	6	92	1		
08 THIGPEN, M	28	382	13.6	66	2	32	6	139	2		
86 MANN, M	35	346	9.9	29	2	19	9	120	1		
85 CARTER, M	20	209	10.4	29	0	0	4	49	0		
0 BROWN, D	8	110	13.8	30	0	0	3	31	0		
01 BRUCE, A	9	104	11.6	33	0	0	4	56	0		
15 MACKAY, G	9	98	10.9	23	0	0	3	38	0		
21 GRANT, T	6	87	14.5	31	1	31	3	53	1		
17 MAHONEY, L	5	80	16.0	32	0	0	2	46	0		
06 MCDANIEL, M	4	60	15.0	24	0	0	4	60	0		
39 BARRENECHEA, A	1	38	38.0	38	0	0	1	38	0		
23 PORTER, D	2	23	11.5	13	0	0	2	23	0		
11 KELLEY, J	2	15	7.5	8	0	0	2	15	0		
Opponents	372	4736	12.6	71	23	58	9	189	2		
	372	5076	13.6	72	25	69	14	199	3		



TEAM STATS SUMMARY

REGULAR SEASON 2011

Rushing	Carries	Yds	Avg	LG	TDs	Game Max				
						LG TD	C	Yds	TDs	
22 COBOURNE, A	202	961	4.8	46	8	46	19	102	2	
12 PORTER, Q	54	214	4.0	31	9	20	7	34	2	
08 THIGPEN, M	23	82	3.6	24	1	5	9	40	1	
05 GLENN, K	21	112	5.3	15	1	15	3	21	1	
21 GRANT, T	20	151	7.6	89	2	89	10	115	1	
23 PORTER, D	8	24	3.0	5	0	0	8	24	0	
80 WILLIAMS, C	6	43	7.2	14	0	0	2	16	0	
24 STEPHENSON, D	6	17	2.8	8	0	0	3	8	0	
16 BOLTUS, J	2	16	8.0	12	0	0	1	12	0	
Opponents	342	1620	4.7	89	21	89	19	115	2	
Opponents	364	2120	5.8	75	17	75	19	139	2	

All Purpose Yards	Total	Max Game	Yards From Scrimmage		Total	Max Game
			Yards	TDs		
08 THIGPEN, M	1984	274	22 COBOURNE, A		1420	126
80 WILLIAMS, C	1440	210	80 WILLIAMS, C		1107	195
22 COBOURNE, A	1437	126	88 STALA, D		771	107
88 STALA, D	771	107	84 GRANT, B		507	83
84 GRANT, B	523	83	08 THIGPEN, M		464	139
21 GRANT, T	438	178	81 KELLY, A		383	92
81 KELLY, A	383	92	86 MANN, M		346	120
86 MANN, M	346	120	21 GRANT, T		238	138
12 PORTER, Q	214	34	12 PORTER, Q		214	34
85 CARTER, M	209	49	85 CARTER, M		209	49
15 MACKAY, G	136	38	05 GLENN, K		112	21
23 PORTER, D	136	136	0 BROWN, D		110	31
05 GLENN, K	112	21	01 BRUCE, A		104	56
0 BROWN, D	110	31	15 MACKAY, G		98	38
01 BRUCE, A	104	56	17 MAHONEY, L		80	46
17 MAHONEY, L	80	46	06 MCDANIEL, M		60	60
06 MCDANIEL, M	76	76	23 PORTER, D		47	47
39 BARRENECHEA, A	38	38	39 BARRENECHEA, A		38	38
24 STEPHENSON, D	17	8	24 STEPHENSON, D		17	8
16 BOLTUS, J	16	12	16 BOLTUS, J		16	12
11 KELLEY, J	15	15	11 KELLEY, J		15	15
28 JOHNSON, J	-8	-8				
Opponents	8577	274			6356	195
Opponents	9828	234			7196	199

Punting	No	Yds	Avg	LG	Ret Yds	Net Yds	Net Avg	S
Opponents	119	4948	41.6	0	581	4297	36.1	2
Opponents	120	5154	43.0	108	629	4210	35.1	9

Kickoffs	No	Yds	Avg	LG	Singles	Game Max	
						No	Yds
07 MEDLOCK, J	93	5602	60.2	95	1	8	527
Opponents	93	5602	60.2	95	1	8	527
Opponents	77	4326	28.1	80	1	6	368

Kickoff Returns	No	Yds	Avg	LG	TDs	Game Max	
						No	Yds
08 THIGPEN, M	47	859	18.3	46	0	6	135
80 WILLIAMS, C	12	252	21.0	93	1	4	136
21 GRANT, T	9	200	22.2	53	0	5	102
23 PORTER, D	4	89	22.3	31	0	4	89
84 GRANT, B	2	16	8.0	9	0	1	9
06 MCDANIEL, M	1	16	16.0	16	0	1	16
86 MANN, M	1	0	0.0	0	0	1	0
Opponents	76	1432	18.8	93	1	6	136
Opponents	90	1928	21.4	56	0	8	161

Punt Returns	No	Yds	Avg	LG	TDs	Game Max	
						No	Yds
08 THIGPEN, M	52	501	9.6	50	0	6	93
80 WILLIAMS, C	12	81	6.8	30	0	5	37
15 MACKAY, G	3	38	12.7	18	0	2	26
22 COBOURNE, A	2	17	8.5	15	0	2	17
28 JOHNSON, J	1	-8	-8.0	0	0	1	-8
Opponents	70	629	9.0	50	0	6	93
Opponents	86	581	6.8	60	0	9	82

Missed FG Returns	No	Yds	Avg	LG	TD
Opponents	4	123	30.8	32	0

Fumbles	No	Lost
22 COBOURNE, A	3	3
05 GLENN, K	2	1
12 PORTER, Q	2	1
86 MANN, M	1	1
85 CARTER, M	1	1
08 THIGPEN, M	1	1
Opponents	16	10
Opponents	25	15

CLUB DIRECTORY

VETERAN PLAYERS

FIRST YEAR PLAYERS

2011 GAME RECAP

RECORDS

HISTORY



TEAM STATS SUMMARY

REGULAR SEASON 2011

Fumble Returns	No	Yds	LG	TD	Max	Forced
25 KNOWLTON, M	2	0	0	0	1	1
55 BAGGS, S	2	0	0	0	1	1
14 SMITH, B	2	0	0	0	1	0
44 MARIUZ, R	2	0	0	0	1	0
41 HOOD, J	1	7	7	0	1	0
42 DENSON, B	1	0	0	0	1	0
03 BESWICK, M	1	0	0	0	1	0
24 STEPHENSON, D	1	0	0	0	1	0
05 GLENN, K	1	0	0	0	1	0
98 STEELE, E	1	0	0	0	1	0
02 SHIVERS, J	1	0	0	0	1	2
37 YOUNG, M	0	0	0	0	0	1
95 HICKMAN, J	0	0	0	0	0	5
93 KIRK, M	0	0	0	0	0	1
19 FRANCIS, D	0	0	0	0	0	1
09 WILLIAMS, R	0	0	0	0	0	1
28 JOHNSON, J	0	0	0	0	0	2
Opponents	15	7	7	0	1	15
Opponents	10	57	37	2	1	11

Interceptions	No	Yds	LG	TD	Lg TD	Max
14 SMITH, B	3	0	0	0	0	1
37 YOUNG, M	2	24	24	0	0	1
04 THOMAS, C	2	3	3	0	0	1
09 WILLIAMS, R	1	32	32	0	0	1
44 MARIUZ, R	1	21	21	1	21	1
25 KNOWLTON, M	1	1	1	0	0	1
Opponents	10	81	32	1	21	1
Opponents	21	434	83	4	83	2

Blocked Kicks	Total	FG	Punt	Con
25 KNOWLTON, M	1	0	1	0
03 BESWICK, M	1	0	1	0
Opponents	2	0	2	0
Opponents	0	0	0	0

QB Sacks	No	Max
95 HICKMAN, J	13	2
28 JOHNSON, J	6	2
55 BAGGS, S	5	1
14 SMITH, B	5	1
09 WILLIAMS, R	5	1
25 KNOWLTON, M	3	1
92 SMITH, A	2	1
98 STEELE, E	1	1
93 KIRK, M	1	1
92 ROSE, R	1	1
Opponents	37	2
Opponents	35	2

Tackles for Loss	No	Yds
55 BAGGS, S	5	14
14 SMITH, B	3	3
25 KNOWLTON, M	3	4
92 SMITH, A	2	5
95 HICKMAN, J	2	9
09 WILLIAMS, R	1	0
Opponents	16	35
Opponents	42	91

Pass Knock Downs	No
94 HINDS, R	6
14 SMITH, B	6
25 KNOWLTON, M	4
04 THOMAS, C	4
09 WILLIAMS, R	3
02 SHIVERS, J	3
95 HICKMAN, J	3
19 TURENNE, W	3
37 YOUNG, M	3
28 JOHNSON, J	2
55 BAGGS, S	1
18 WEBB, D	1
29 MEANS, L	1
44 MARIUZ, R	1
92 ROSE, R	1
Opponents	44

Defensive Tackles	No	Special Team	No
09 WILLIAMS, R	91	03 BESWICK, M	27
28 JOHNSON, J	77	45 KANYA, N	12
14 SMITH, B	65	41 HOOD, J	11
25 KNOWLTON, M	64	28 JOHNSON, J	9
55 BAGGS, S	50	19 FRANCIS, D	8
37 YOUNG, M	49	09 WILLIAMS, R	8
95 HICKMAN, J	49	42 DENSON, B	7
09 WILLIAMS, R	48	84 GRANT, B	6
02 SHIVERS, J	36	02 SHIVERS, J	6
02 SHIVERS, J	30	49 JONES, K	5
98 STEELE, E	28	24 STEPHENSON, D	5
92 SMITH, A	26	11 KELLEY, J	5
29 MEANS, L	13	30 SCOTT, K	5
19 FRANCIS, D	12	43 LEE, T	4
44 MARIUZ, R	10	39 BARRRENECHEA, A	4
19 TURENNE, W	9	47 BROWN, I	4
18 WEBB, D	8	26 WLADICHUK, R	4
92 ROSE, R	8	44 MARIUZ, R	4
93 KIRK, M	7	0 BROWN, D	3
00 MULLINDER, L	6	04 THOMAS, C	3
49 JONES, K	5	48 CARTER, Y	2
42 DENSON, B	5	37 YOUNG, M	2
81 KELLY, A	4	81 KELLY, A	1
15 MACKAY, G	3	85 CARTER, M	1
43 LEE, T	3	32 RWABUKAMBA, C	1
20 DENNIS, J	2	29 MEANS, L	1
91 CRAIG, A	2	86 MANN, M	1
85 CARTER, M	2	95 HICKMAN, J	1
88 STALA, D	2	15 MACKAY, G	1
86 MANN, M	2	22 COBOURNE, A	1
02 SHIVERS, J	2	23 CARTER, M	1
96 JENKINS, V	2	31 COLLINS, M	1
26 WLADICHUK, R	2	80 WILLIAMS, C	1
39 BARRRENECHEA, A	2	27 HYLAND, D	1
45 KANYA, N	1	21 GRANT, T	1
11 KELLEY, J	1	Team	157
84 GRANT, B	1	Opponents	139
85 ROTTIER, S	1		
56 JOHNSON, B	1		
27 HYLAND, D	1		
67 DYAKOWSKI, P	1		
91 ORTIZ, S	1		
47 BROWN, I	1		
31 COLLINS, M	1		
17 MAHONEY, L	1		
12 PORTER, Q	1		
Team	726		
Opponents	702		

CLUB DIRECTORY

VETERAN PLAYERS

FIRST YEAR PLAYERS

2011 GAME RECAP

RECORDS

HISTORY

◆ THE ◆
WISERHOOD



THANKS FOR
MAKING US CANADA'S
#1 CHOICE
FOR WHISKY



— — — — —
APPARENTLY,
THE TASTE OF VICTORY
HAS HINTS OF
SPICE & OAK.
— — — — —

WWW.FACEBOOK.COM/WISERHOOD

Please enjoy our products responsibly.

HAMILTON TIGER-CATS

Records • Awards • Honours





ALL-TIME RECORDS

SCORING

CAREER SCORING

NAME	PTS	YEARS	EARLIEST	LATEST
Paul Osbaldiston	2856	18	1986	2003
Bernie Ruoff	1069	8	1980	1987
Tommy Joe Coffey	603	6	1967	1972
Earl Winfield	522	11	1987	1997
Nick Setta	476	3	2007	2009
Don Sutherin	450	9	1958	1966
Ian Sunter	445	4	1972	1975
Garney Henley	336	16	1960	1975
Tommy Grant	324	13	1956	1968
Gerry McDougall	320	10	1957	1966
Jamie Boreham	311	3	2004	2006

SINGLE GAME SCORING

NAME	PTS	OPPONENT	LOCATION	DATE
Terry Evanshen	26	OTT	OTT	Sep. 7, 1975
Garney Henley	24	SSK	HAM	Oct. 15, 1962
Kalin Hall	24	B.C.	HAM	Oct. 15, 1995
Paul Osbaldiston	24	OTT	OTT	Sep. 22, 1996
Tony Akins	24	WPG	WPG	Oct. 10, 1999

CAREER TOUCHDOWNS

NAME	TD	YEARS	EARLIEST	LATEST
Earl Winfield	87	11	1987	1997
Garney Henley	56	16	1960	1975
Tommy Grant	54	13	1956	1968
Dave Flemming	50	10	1965	1974
Ronald Williams	46	4	1998	2001
Gerry McDougall	45	10	1957	1966
Rocky DiPietro	45	14	1978	1991
Archie Amerson	45	8	1997	2004
Steve Stapler	40	8	1981	1988
Tony Champion	37	8	1985	1992

CAREER CONVERTS

NAME	CON	YEARS	EARLIEST	LATEST
Paul Osbaldiston	652	18	1986	2003
Bernie Ruoff	245	8	1980	1987
Don Sutherin	166	9	1958	1966
Tip Logan	152	4	1951	1954
Tommy Joe Coffey	128	6	1967	1972
Ian Sunter	115	4	1972	1975

CLUB DIRECTORY

VETERAN PLAYERS

FIRST YEAR PLAYERS

GAME RECAP

RECORDS

HISTORY

ALL-TIME RECORDS

SCORING

CLUB DIRECTORY

VETERAN PLAYERS

FIRST YEAR PLAYERS

GAME RECAP

RECORDS

HISTORY

SINGLE SEASON SCORING

NAME	PTS	YEAR
Paul Osbaldiston	233	1989
Paul Osbaldiston	212	1990
Paul Osbaldiston	203	1999
Justin Medlock	197	2011
Paul Osbaldiston	196	1992
Paul Osbaldiston	189	1994
Paul Osbaldiston	187	1998
Paul Osbaldiston	183	2001
Paul Osbaldiston	178	1988
Paul Osbaldiston	178	1996
Paul Osbaldiston	178	2000

SINGLE GAME TOUCHDOWNS

NAME	TD	OPPONENT	LOCATION	DATE
Garney Henley	4	SSK	HAM	Oct. 15, 1962
Terry Evanshen	4	OTT	OTT	Sep. 7, 1975
Kalin Hall	4	B.C.	HAM	Oct. 15, 1995
Tony Akins	4	WPG	WPG	Oct. 10, 1999

SINGLE SEASON TOUCHDOWNS

NAME	TD	YEAR
Tony Champion	15	1989
Ronald Williams	15	1999
Ronald Williams	15	2000
Terry Evanshen	13	1975
Steve Stapler	13	1987
Earl Winfield	13	1988
Earl Winfield	13	1990
Earl Winfield	13	1995
Ronald Williams	13	1998

SINGLE SEASON CONVERTS

NAME	CON	YEAR
Paul Osbaldiston	63	1999
Paul Osbaldiston	52	1992
Paul Osbaldiston	50	1998
Paul Osbaldiston	49	1988
Paul Osbaldiston	47	1989
Justin Medlock	46	2011
Nick Setta	45	2008



ALL-TIME RECORDS

SCORING

SINGLE GAME CONVERTS

NAME	CON	OPPONENT	LOCATION	DATE
Paul Osbaldiston	9	WPG	HAM	Sep. 18, 1999
Bernie Ruoff	8	TOR	HAM	Jul. 25, 1981
Paul Osbaldiston	8	SSK	HAM	Aug. 5, 1999
Justin Medlock	7	CGY	Moncton	Sept. 25, 2011
Tip Logan	7	OTT	HAM	Oct. 2, 1954

CAREER FIELD GOALS

NAME	FG	YEARS	EARLIEST	LATEST
Paul Osbaldiston	655	18	1986	2003
Bernie Ruoff	230	8	1980	1987
Nick Setta	111	3	2007	2009
Ian Sunter	98	4	1972	1975
Tommy Joe Coffey	75	6	1967	1972
Don Sutherin	75	9	1958	1966
Nick Setta	73	2	2007	2008

LONGEST FIELD GOAL

NAME	YDS	OPPONENT	LOCATION	DATE
Justin Medlock	57	MTL	MTL	Sept. 11, 2011
Bernie Ruoff	57	CAL	CAL	Jul. 20, 1984
Paul Osbaldiston	57	WPG	WPG	Nov. 4, 1990
Paul Osbaldiston	57	CAL	CAL	Oct. 13, 1997

SINGLE GAME FIELD GOALS

NAME	FG	OPPONENT	LOCATION	DATE
Paul Osbaldiston	8	OTT	OTT	Sep. 22, 1996
Justin Medlock	7	BC	HAM	Oct. 22, 2011
Paul Osbaldiston	7	SSK	SSK	Jul 6, 2001
Paul Osbaldiston	6	TOR	HAM	Oct. 16, 1999
Nick Setta	6	WPG	WPG	Jul. 27, 2007
5 other times	6			

SINGLE SEASON FIELD GOALS

NAME	FG	YEAR
Paul Osbaldiston	54	1989
Paul Osbaldiston	52	1990
Justin Medlock	49	2011
Paul Osbaldiston	47	2001
Nick Setta	45	2007
Paul Osbaldiston	43	1994
Paul Osbaldiston	43	1996
Paul Osbaldiston	43	1999

CLUB DIRECTORY

VETERAN PLAYERS

FIRST YEAR PLAYERS

GAME RECAP

RECORDS

HISTORY

ALL-TIME RECORDS

SCORING

SINGLE GAME SINGLES

NAME	S	OPPONENT	LOCATION	DATE
Ben Simpson	11	MTL	HAM	Oct. 29, 1910
Billy Mallett	10	OTT	HAM	Nov. 14, 1914



CLUB DIRECTORY

VETERAN PLAYERS

FIRST YEAR PLAYERS

GAME RECAP

RECORDS

HISTORY



ALL-TIME RECORDS

PASSING

CAREER PASSING YARDS

NAME	YDS	YEARS	EARLIEST	LATEST
Danny McManus	33,841	8	1998	2005
Mike Kerrigan	17,761	11	1986	1996
Bernie Faloney	17,425	8	1957	1964
Tom Clements	13,467	4	1979	1983
Joe Zuger	12,676	10	1962	1971
Kevin Glenn	12,142	3	2009	2011
Anthony Calvillo	7,579	3	1995	1997
Jimmy Jones	6,144	3	1976	1978
Chuck Ealey	5,867	3	1972	1974
Todd Dillon	5,867	6	1989	1994

SINGLE SEASON YARDS

NAME	YDS	YEAR
Danny McManus	5,334	1999
Kevin Glenn	5,106	2010
Danny McManus	5,034	2004
Danny McManus	4,864	1998
Tom Clements	4,864	1982
Tom Clements	4,706	1981
Danny McManus	4,531	2002
Danny McManus	4,465	2001
Danny McManus	4,200	2000
Dieter Brock	4,200	1984

SINGLE GAME PASSING YARDS

NAME	YDS	OPPONENT	LOCATION	DATE
Anthony Calvillo	542	MTL	MTL	Oct. 25, 1996
Danny McManus	525	WPG	HAM	Jun. 25, 2004
Anthony Calvillo	518	SSK	SSK	Oct. 6, 1996
Danny McManus	513	OTT	OTT	Jul. 25, 2002
Kevin Glenn	506	MTL	MTL	Oct. 18, 2009
Rickey Foggie	498	WPG	HAM	Oct. 5, 1997
Danny McManus	479	SSK	HAM	July 21, 2000
Danny McManus	476	B.C.	B.C.	Jun. 18, 2004
Joe Zuger	475	SSK	HAM	Oct. 15, 1962
Danny McManus	470	CAL	CAL	Sep. 16, 2000
Danny McManus	460	WPG	HAM	Oct. 4, 1998

CLUB DIRECTORY

VETERAN PLAYERS

FIRST YEAR PLAYERS

GAME RECAP

RECORDS

HISTORY

ALL-TIME RECORDS

PASSING

CLUB DIRECTORY

SINGLE PLAY PASSING YARDS

NAME	YDS	OPPONENT	LOCATION	DATE
Joe Zuger to Dave Fleming	108	TOR	HAM	Sept. 6, 1971

VETERAN PLAYERS

CAREER PASS ATTEMPTS

NAME	ATT	YEARS	EARLIEST	LATEST
Danny McManus	4,257	8	1998	2005
Mike Kerrigan	2,393	11	1986	1996
Bernie Faloney	2,060	8	1957	1964
Joe Zuger	1,618	10	1962	1971
Tom Clements	1,603	5	1979	1983
Kevin Glenn	1,479	3	2009	2011
Anthony Calvillo	928	3	1995	1997
Todd Dillon	886	6	1989	1994
Jimmy Jones	861	3	1976	1978
Dieter Brock	758	2	1983	1984

FIRST YEAR PLAYERS

SINGLE SEASON PASS ATTEMPTS

NAME	ATT	YEAR
Danny McManus	612	1999
Danny McManus	604	2002
Kevin Glenn	602	2010
Danny McManus	590	2004
Danny McManus	584	1998
Danny McManus	571	2001
Dieter Brock	561	1984
Tom Clements	546	1982
Tom Clements	523	1981
Damon Allen	523	1992

GAME RECAP

SINGLE GAME PASS ATTEMPTS

NAME	NO	OPPONENT	LOCATION	DATE
Anthony Calvillo	64	BHM	BHM	Jul. 15, 1995
Dieter Brock	58	SSK	HAM	Jul. 8, 1984
Danny McManus	51	MTL	HAM	Jul. 16, 1999
Danny McManus	51	OTT	OTT	Jul. 25, 2002

RECORDS

SINGLE GAME PASS COMPLETIONS

NAME	NO	OPPONENT	LOCATION	DATE
Dieter Brock	37	SSK	HAM	Jul. 8, 1984
Anthony Calvillo	37	MTL	MTL	Oct. 25, 1996
Anthony Calvillo	36	BHM	BHM	Jul. 15, 1995

HISTORY



ALL-TIME RECORDS

PASSING

CAREER PASS COMPLETIONS

NAME	COMP	YEARS	EARLIEST	LATEST
Danny McManus	2,368	8	1998	2005
Mike Kerrigan	1,274	11	1986	1996
Bernie Faloney	1,065	8	1957	1964
Tom Clements	969	5	1979	1983
Kevin Glenn	936	3	2009	2011
Joe Zuger	814	10	1962	1971
Anthony Calvillo	528	3	1995	1997
Jimmy Jones	477	3	1976	1978
Todd Dillon	468	6	1989	1994
Dieter Brock	434	2	1983	1984

SINGLE SEASON PASS COMPLETIONS

NAME	COMP	YEAR
Kevin Glenn	388	2010
Danny McManus	365	1999
Tom Clements	356	1982
Danny McManus	333	1998
Danny McManus	331	2004
Danny McManus	326	2001
Dieter Brock	320	1984
Danny McManus	318	2002
Tom Clements	301	1981
Jason Maas	298	2006

CAREER COMPLETION PERCENTAGE

NAME	PCT	YEARS	EARLIEST	LATEST
Kevin Glenn	63.2	3	2009	2011
Tom Clements	61.0	5	1979	1983
Jason Maas	60.8	2	2006	2007
Chuck Ealey	57.8	3	1972	1974
Dieter Brock	57.3	2	1983	1984
Anthony Calvillo	56.9	3	1995	1997
Tom Porras	56.4	4	1985	1988
Danny McManus	55.6	8	1998	2005
Jimmy Jones	55.5	3	1976	1978
Casey Printers	55.4	2	2007	2008

CLUB DIRECTORY

VETERAN PLAYERS

FIRST YEAR PLAYERS

GAME RECAP

RECORDS

HISTORY

ALL-TIME RECORDS

PASSING

SINGLE SEASON COMPLETION PERCENTAGE

(Min. 200 attempts)

NAME	PCT	YEAR
Tom Clements	65.2	1982
Kevin Glenn	64.5	2010
Quinton Porter	64.0	2009
Kevin Glenn	62.0	2009
Jason Maas	61.6	2006
Danny McManus	59.6	1999
Jason Maas	59.3	2007
Anthony Calvillo	59.2	1996

CAREER TOUCHDOWN PASSES

Name	TD	Years	Earliest	Latest
Danny McManus	164	8	1998	2005
Bernie Faloney	121	8	1957	1964
Mike Kerrigan	115	9	1986	1996
Tom Clements	82	4	1979	1983
Joe Zuger	76	10	1962	1971
Kevin Glenn	70	3	2009	2011
Anthony Calvillo	44	3	1995	1997
Chuck Ealey	38	3	1972	1974
Tom Porras	31	4	1985	1988
Frank Cosentino	30	7	1960	1966

NAME	TD	YEAR
Kevin Glenn	33	2010
Danny McManus	29	2004
Danny McManus	28	1982
Tom Clements	27	1999
Tom Clements	26	1996
Bernie Faloney	24	1960
Danny McManus	24	1998
Bernie Faloney	23	1961
Danny McManus	23	2002
Chuck Ealey	22	1972

SINGLE GAME TOUCHDOWN PASSES

NAME	TD	OPPONENT	LOCATION	DATE
Joe Zuger	8	SSK	HAM	Oct 15, 1962



CLUB DIRECTORY

VETERAN PLAYERS

FIRST YEAR PLAYERS

GAME RECAP

RECORDS

HISTORY

ALL-TIME RECORDS

PASSING

SINGLE GAME INTERCEPTED PASSES

NAME	TD	OPPONENT	LOCATION	DATE
Bernie Faloney	7	TOR	TOR	Oct. 13, 1958

CAREER PASSES INTERCEPTED

NAME	INT	YEARS	EARLIEST	LATEST
Danny McManus	166	8	1998	2005
Mike Kerrigan	139	9	1986	1996
Bernie Faloney	135	8	1957	1964
Joe Zuger	95	10	1962	1971
Tom Clements	76	4	1979	1983
Anthony Calvillo	45	3	1995	1997
Frank Cosentino	42	7	1960	1966
Kevin Glenn	41	3	2009	2011
Tom Porras	34	4	1985	1988
Jimmy Jones	33	3	1976	1978
Dave Marler	33	4	1979	1982

SINGLE SEASON PASSES INTERCEPTED

NAME	INT	YEAR
Mike Kerrigan	32	1990
Bernie Faloney	31	1960
Danny McManus	30	2004
Danny McManus	30	2002
Butch Songin	29	1954
Danny McManus	29	2000
Mike Kerrigan	28	1989
Bernie Faloney	24	1958
Dieter Brock	23	1984
Anthony Calvillo	21	1995

CLUB DIRECTORY

VETERAN PLAYERS

FIRST YEAR PLAYERS

GAME RECAP

RECORDS

HISTORY



ALL-TIME RECORDS

RECEIVING

CLUB DIRECTORY

VETERAN PLAYERS

FIRST YEAR PLAYERS

GAME RECAP

RECORDS

HISTORY

CAREER RECEIVING YARDS

NAME	YDS	YEARS	EARLIEST	LATEST
Earl Winfield	10,119	11	1987	1997
Rocky DiPietro	9,762	14	1978	1991
Tommy Grant	6,491	13	1956	1968
Archie Amerson	6,266	8	1997	2003
Darren Flutie	5,796	5	1998	2002
Steve Stapler	5,789	8	1981	1988
Tony Champion	5,498	8	1985	1992
Andrew Grigg	5,309	8	1995	2002
Mike Morreale	5,179	10	1997	2006
Garney Henley	4,657	16	1960	1975

SINGLE SEASON RECEIVING YARDS

NAME	YDS	YEAR
Tony Champion	1,656	1989
Steve Stapler	1,516	1987
Earl Winfield	1,496	1995
Mac Cody	1,426	1996
Darren Flutie	1,386	1998
Arland Bruce III	1,303	2010
Keith Baker	1,282	1982
D.J. Flick	1,245	2005
Keith Baker	1,218	1981
Tony Champion	1,216	1986

SINGLE GAME RECEIVING YARD

NAME	YDS	OPPONENT	LOCATION	DATE
Larry Thompson	275	WPG	WPG	Aug. 25, 1995
Arland Bruce III	272	SSK	SSK	Jul. 31, 2010
Tony Akins	257	WPG	WPG	Oct. 10, 1999
Hal Patterson	228	SSK	HAM	Oct. 15, 1962

SINGLE GAME RECEPTIONS

NAME	REC	OPPONENT	LOCATION	DATE
Arland Bruce III	16	SSK	SSK	Jul. 31, 2010
Jimmy Edwards	12	B.C.	B.C.	Jul. 29, 1976
Prechae Rodriguez	12	MTL	MTL	Oct. 13, 2008



ALL-TIME RECORDS

RECEIVING

CAREER RECEPTIONS

NAME	REC	YEARS	EARLIEST	LATEST
Rocky DiPietro	706	14	1978	1991
Earl Winfield	573	11	1987	1997
Archie Amerson	431	8	1997	2004
Darren Flutie	405	5	1998	2002
Mike Morreale	402	10	1997	2006
Steve Stapler	348	8	1981	1988
Tony Champion	340	8	1985	1992
Tommy Grant	324	13	1956	1968
Andrew Grigg	319	8	1995	2002
Tommy Joe Coffey	261	6	1967	1972

SINGLE SEASON RECEPTIONS

NAME	REC	YEAR
Darren Flutie	98	1998
Tony Champion	95	1989
Earl Winfield	92	1995
Arland Bruce III	86	2010
Rocky DiPietro	86	1986
Darren Flutie	86	1999
Dave Stala	85	2010
Rocky DiPietro	85	1982
Steve Stapler	85	1987
D.J. Flick	80	2005

CAREER RECEIVING TOUCHDOWNS

NAME	TD	YEARS	EARLIEST	LATEST
Earl Winfield	75	11	1987	1997
Tommy Grant	51	13	1956	1968
Rocky DiPietro	45	14	1978	1991
Garney Henley	42	16	1960	1975
Steve Stapler	40	8	1981	1988
Tony Champion	37	8	1985	1992
Archie Amerson	37	7	1997	2004
Tommy-Joe Coffey	35	6	1967	1972
Keith Baker	31	4	1981	1984
Paul Dekker	27	7	1956	1962
Andrew Grigg	27	8	1995	2002

CLUB DIRECTORY

VETERAN PLAYERS

FIRST YEAR PLAYERS

GAME RECAP

RECORDS

HISTORY

ALL-TIME RECORDS

RECEIVING

SINGLE SEASON RECEIVING TOUCHDOWNS

NAME	TD	YEAR
Tony Champion	15	1989
Terry Evanshen	13	1975
Steve Stapler	13	1985
Earl Winfield	13	1990
Earl Winfield	13	1995
Earl Winfield	12	1994
Tommy-Joe Coffey	11	1969
Keith Baker	11	1981
Mac Cody	11	1996
Keith Baker	10	1983

SINGLE GAME RECEIVING TOUCHDOWNS

NAME	TD	OPPONENT	LOCATION	DATE
Garney Henley	4	SSK	HAM	Oct. 15, 1962
Terry Evanshen	4	OTT	OTT	Sep. 7, 1975
Tony Akins	4	WPG	WPG	Oct. 10, 1999

CLUB DIRECTORY

VETERAN PLAYERS

FIRST YEAR PLAYERS

GAME RECAP

RECORDS

HISTORY



ALL-TIME RECORDS

RUSHING

CAREER RUSHING YARDS

NAME	YDS	YEARS	EARLIEST	LATEST
Troy Davis	5,188	5	2001	2005
Gerry McDougall	4,270	7	1957	1966
Willie Bethea	3,919	8	1963	1970
Ronald Williams	3,703	4	1998	2001
Jimmy Edwards	3,467	3	1976	1978
Dave Fleming	3,398	10	1965	1974
Andy Hopkins	2,629	3	1973	1975
DeAndra' Cobb	2,380	2	2009	2010
Bernie Faloney	2,177	8	1957	1964
Derrick McAdoo	2,116	7	1989	1995

SINGLE SEASON RUSHING YARDS

NAME	YDS	YEAR
Troy Davis	1,628	2004
Jimmy Edwards	1,581	1977
Ronald Williams	1,264	2000
Andy Hopkins	1,223	1973
DeAndra' Cobb	1,207	2009
Troy Davis	1,206	2003
DeAndra' Cobb	1,173	2010
Dave Buchanan	1,163	1972
Troy Davis	1,143	2002
Gerry McDougall	1,109	1958
Gerry McDougall	1,053	1957
Jimmy Edwards	1,046	1976
Derrick McAdoo	1,039	1989
Ronald Williams	1,025	1999

SINGLE GAME RUSHING YARDS

NAME	YDS	OPPONENT	LOCATION	DATE
Troy Davis	233	TOR	HAM	Sep. 6, 2004
Gerry McDougall	213	MTL	HAM	Sep. 28, 1957
Jesse Lumsden	212	WPG	HAM	Aug. 3, 2007

SINGLE PLAY RUSHING YARDS

NAME	YDS	OPPONENT	LOCATION	DATE
Bob Jarus	99	TOR	HAM	Oct. 10, 1960
Andy Hopkins	97			1973

CLUB DIRECTORY

VETERAN PLAYERS

FIRST YEAR PLAYERS

GAME RECAP

RECORDS

HISTORY

ALL-TIME RECORDS

RUSHING

CLUB DIRECTORY

VETERAN PLAYERS

FIRST YEAR PLAYERS

GAME RECAP

RECORDS

HISTORY

CAREER CARRIES

NAME	CARRIES	YEARS	EARLIEST	LATEST
Troy Davis	1,053	5	2001	2005
Willie Bethea	781	8	1963	1970
Ronald Williams	748	4	1998	2001
Dave Fleming	744	10	1965	1974
Jimmy Edwards	641	3	1976	1978
Andy Hopkins	552	3	1973	1975
Derrick McAdoo	515	7	1989	1995
Bernie Faloney	477	8	1957	1964
DeAndra' Cobb	443	2	2009	2010
Rufus Crawford	388	7	1979	1985

SINGLE SEASON RUSHING YARDS BY A QUARTERBACK

NAME	YDS	YEAR
Ken Hobart	928	1985
Damon Allen	850	1992
Chuck Ealey	687	1973
Ken Hobart	593	1986
Chuck Ealey	515	1972
Bernie Faloney	465	1960
Bernie Faloney	434	1961

SINGLE SEASON CARRIES

NAME	CARRIES	YEAR
Troy Davis	324	2004
Ronald Williams	267	2000
Dave Buchanan	263	1972
Jimmy Edwards	250	1977
Derrick McAdoo	246	1989
Andy Hopkins	232	1974
Gerry McDougall	230	1959
Troy Davis	230	2002
DeAndra' Cobb	227	2010
Troy Davis	227	2003
Andy Hopkins	223	1973
DeAndra' Cobb	216	2009

SINGLE GAME CARRIES

NAME	CARRIES	OPPONENT	LOCATION	DATE
Obie Graves	33	TOR	HAM	Sep. 1, 1980
Troy Davis	32	TOR	HAM	Sep. 6, 2004



ALL-TIME RECORDS

RUSHING

CAREER RUSHING TOUCHDOWNS

NAME	TD	YEARS	EARLIEST	LATEST
Ronald Williams	43	4	1998	2001
Troy Davis	30	5	2001	2005
Gerry McDougall	29	10	1957	1966
Dave Fleming	28	10	1965	1974
Bernine Faloney	25	8	1957	1964
Willie Bethea	21	8	1963	1970
Julian Radlein	19	5	2003	2007
Derrick McAdoo	18	7	1989	1995
Rufus Crawford	18	7	1979	1985
Jimmy Edwards	15	3	1976	1978

SINGLE SEASON RUSHING TOUCHDOWNS

NAME	TD	YEAR
Ronald Williams	14	1999
Ronald Williams	13	1998
Ronald Williams	13	2000
Derrick McAdoo	11	1989
Troy Davis	10	2004
DeAndra' Cobb	8	2010
Gerry McDougall	8	1957

CLUB DIRECTORY

VETERAN PLAYERS

FIRST YEAR PLAYERS

GAME RECAP

RECORDS

HISTORY

ALL-TIME RECORDS

PUNTING

CLUB DIRECTORY

VETERAN PLAYERS

FIRST YEAR PLAYERS

GAME RECAP

RECORDS

HISTORY

CAREER PUNTING YARDS

NAME	YDS	YEARS	EARLIEST	LATEST
Paul Osbaldiston	88,542	18	1986	2003
Joe Zuger	48,930	10	1962	1971
Bernie Ruoff	43,875	8	1980	1987
Cam Fraser	42,869	12	1951	1969
Ken Clark	18,763	4	1975	1978
Nick Setta	16,322	3	2007	2009
Bernie Faloney	8,156	8	1957	1964

SINGLE SEASON PUNTING YARDS

NAME	YDS	YEAR
Bernie Ruoff	7,302	1984
Cam Fraser	7,222	1957
Cam Fraser	7,108	1958
Bernie Ruoff	7,108	1983
Joe Zuger	6,840	1971
Paul Osbaldiston	6,671	1994
Paul Osbaldiston	6,648	1993
Ken Clark	6,531	1976
Paul Osbaldiston	6,411	1997
Ken Clark	6,359	1977

SINGLE GAME PUNTING YARDS

NAME	YDS	OPPONENT	LOCATION	DATE
Cam Fraser	785	OTT	HAM	Sep. 14, 1958
Cam Fraser	781	TOR	HAM	Nov. 13, 1954
Cam Fraser	766	MTL	HAM	Nov. 5, 1955

SINGLE PLAY PUNTING YARDS

NAME	YDS	OPPONENT	LOCATION	DATE
Nick Setta	97	SSK	SSK	Oct 21, 2007
Nick Setta	97	CGY	CGY	Jul 17, 2008
Bernie Ruoff	96	OTT	OTT	Sep. 25, 1983
Ken Clark	94	TOR	HAM	Nov. 7, 1976
Paul Osbaldiston	88	EDM	EDM	Jul. 14, 2000



ALL-TIME RECORDS

PUNTING

CAREER PUNTS

NAME	NO	YEARS	EARLIEST	LATEST
Paul Osbaldiston	2,127	17	1986	2003
Joe Zuger	1,075	10	1962	1971
Bernie Ruoff	979	8	1980	1987
Cam Fraser	951	19	1951	1969
Ken Clark	449	4	1975	1978
Nick Setta	345	3	2007	2009
Bernie Faloney	177	8	1957	1964

SINGLE SEASON PUNTS

NAME	NO	YEAR
Paul Osbaldiston	165	1994
Paul Osbaldiston	164	1993
Paul Osbaldiston	158	1988
Cam Fraser	157	1957
Cam Fraser	156	1958
Bernie Ruoff	156	1984
Paul Osbaldiston	151	1989
Bernie Ruoff	150	1983
Paul Osbaldiston	149	1992
Paul Osbaldiston	147	1997

CAREER AVERAGE YARDS PER PUNT

NAME	AVG	YEARS	EARLIEST	LATEST
Bernie Faloney	46.1	8	1957	1964
Joe Zuger	45.5	10	1962	1971
Bernie Ruoff	44.8	8	1980	1987
Cam Fraser	44.8	19	1951	1969
Nick Setta	44.7	3	2007	2009
Ken Clark	41.8	4	1975	1978
Paul Osbaldiston	41.6	18	1986	2003

CLUB DIRECTORY

VETERAN PLAYERS

FIRST YEAR PLAYERS

GAME RECAP

RECORDS

HISTORY

ALL-TIME RECORDS

PUNTING

SINGLE SEASON AVERAGE YARDS PER PUNT

NAME	AVG	YEAR
Joe Zuger	48.5	1971
Joe Zuger	48.4	1968
Joe Zuger	48.2	1969
Nick Setta	47.4	2008
Cam Fraser	47.4	1955
Bernie Ruoff	47.4	1983
Ken Clark	47.0	1976
Ken Clark	46.8	1977
Bernie Ruoff	46.8	1984
Cam Fraser	46.0	1956

CAREER PUNT SINGLES

NAME	NO	YEARS	EARLIEST	LATEST
Paul Osbaldiston	82	18	1986	2003
Cam Fraser	75	19	1951	1969
Joe Zuger	68	10	1962	1971
Bernie Ruoff	42	8	1980	1987
Ken Clark	31	4	1975	1978
Nick Setta	25	3	2007	2009
Bernie Faloney	12	8	1957	1964

SINGLE GAME PUNTS

NAME	NO	OPPONENT	LOCATION	DATE
Cam Fraser	17	MTL	HAM	Nov. 5, 1955
Cam Fraser	16	TOR	HAM	Nov. 13, 1954



CLUB DIRECTORY

VETERAN PLAYERS

FIRST YEAR PLAYERS

GAME RECAP

RECORDS

HISTORY

ALL-TIME RECORDS

KICKOFFS

CAREER KICKOFF YARDS

NAME	YDS	YEARS	EARLIEST	LATEST
Paul Osbaldiston	69,777	18	1986	2003
Bernie Ruoff	26,208	8	1980	1987
Don Sutherin	17,818	8	1958	1966
Nick Setta	13,329	3	2007	2009
Jamie Boreham	10,557	3	2004	2006

SINGLE SEASON KICKOFF YARDS

NAME	YDS	YEAR
Paul Osbaldiston	5,622	1989
Nick Setta	5,448	2009
Paul Osbaldiston	5,319	1990
Paul Osbaldiston	5,299	1999
Paul Osbaldiston	5,263	1998
Paul Osbaldiston	5,130	1988
Paul Osbaldiston	5,041	1992
Paul Osbaldiston	4,814	1991
Nick Setta	4,715	2008
Paul Osbaldiston	4,499	1997
Jamie Boreham	4,490	2005

LONGEST KICKOFF

NAME	YDS	OPPONENT	LOCATION	DATE
Paul Osbaldiston	100	SSK	SSK	July 26, 1991
Nick Setta	95	WPG	WPG	Nov 1, 2008
Paul Osbaldiston	95	TOR	HAM	July 16, 1988
Paul Osbaldiston	95	OTT	OTT	Sept. 1, 1988
Paul Osbaldiston	95	WPG	WPG	Oct. 22, 1994
Bernie Ruoff	95	SSK	SSK	July 26, 1987
Jamie Boreham	95	SSK	SSK	July 17, 2005
Paul Osbaldiston	94			1989
Bernie Ruoff	92	B.C.	B.C.	Sept. 9, 1984
Paul Osbaldiston	91	SSK	SSK	Oct. 24, 1999

NAME	NO	YEARS	EARLIEST	LATEST
Paul Osbaldiston	1,155	18	1986	2003
Bernie Ruoff	450	8	1980	1987
Don Sutherin	308	8	1958	1966
Nick Setta	227	3	2007	2009
Jamie Boreham	179	3	2004	2006

CLUB DIRECTORY

VETERAN PLAYERS

FIRST YEAR PLAYERS

GAME RECAP

RECORDS

HISTORY

ALL-TIME RECORDS

KICKOFFS

CLUB DIRECTORY

VETERAN PLAYERS

FIRST YEAR PLAYERS

GAME RECAP

RECORDS

HISTORY

SINGLE SEASON KICKOFFS

NAME	NO	YEAR
Paul Osbaldiston	96	1989
Nick Setta	96	2009
Paul Osbaldiston	92	1998
Paul Osbaldiston	91	1990
Paul Osbaldiston	91	1992
Paul Osbaldiston	90	1999
Paul Osbaldiston	87	1988
Paul Osbaldiston	83	1991
Paul Osbaldiston	79	1997
Nick Setta	78	2008
Jamie Boreham	77	2005

CAREER AVERAGE YARDS PER KICKOFF

NAME	AVG	YEARS	EARLIEST	LATEST
Jamie Boreham	58.9	3	2004	2006
Nick Setta	58.7	3	2007	2009
Bernie Ruoff	58.2	8	1980	1987
Don Sutherin	57.9	8	1958	1966
Paul Osbaldiston	57.2	15	1986	2001

SINGLE SEASON AVERAGE YARDS PER KICKOFF

NAME	AVG	YEAR
Bernie Ruoff	61.3	1981
Jamie Boreham	61.2	2006
Bernie Ruoff	61.1	1984
Nick Setta	60.4	2008
Don Sutherin	59.9	1966
Nick Setta	59.7	2007
Bernie Ruoff	59.8	1985
Don Sutherin	59.5	1968
Don Sutherin	59.1	1963
Paul Osbaldiston	59.0	1988

CAREER KICKOFF SINGLES

NAME	NO	YEARS	EARLIEST	LATEST
Paul Osbaldiston	16	15	1986	2001
Bernie Ruoff	15	8	1980	1987
Don Sutherin	6	9	1958	1966



ALL-TIME RECORDS

KICKOFFS

SINGLE SEASON KICKOFF SINGLES

NAME	NO	YEAR
Bernie Ruoff	4	1981
Bernie Ruoff	4	1984
Don Sutherin	3	1968
Bernie Ruoff	3	1983
Paul Osbaldiston	3	1990
Paul Osbaldiston	3	1991
Paul Osbaldiston	3	1994

CLUB DIRECTORY

VETERAN PLAYERS

FIRST YEAR PLAYERS

GAME RECAP

RECORDS

HISTORY

ALL-TIME RECORDS

PUNT RETURNS

CLUB DIRECTORY

VETERAN PLAYERS

FIRST YEAR PLAYERS

GAME RECAP

RECORDS

HISTORY

CAREER PUNT RETURN YARDS

NAME	YDS	YEARS	EARLIEST	LATEST
Garney Henley	2,940	16	1960	1975
Earl Winfield	2,834	11	1987	1997
Rufus Crawford	2,462	7	1979	1985
Ron Howell	2,444	6	1954	1959
David Shaw	1,767	8	1975	1982
Wally Zatylny	1,747	7	1988	1995
Paul Bennett	1,554	4	1984	1987
Jimmy Edwards	1,488	3	1976	1978
Tommy Grant	1,226	13	1956	1968
Howard Fields	1,181	8	1981	1988

SINGLE SEASON PUNT RETURN YARDS

NAME	YDS	YEAR
Rufus Crawford	1,108	1984
Earl Winfield	865	1988
Paul Bennett	728	1986
Sam Rogers	713	1995
Jimmy Edwards	690	1976
Marquay McDaniel	615	2009
Lewis Porter	585	1975
Ron Howell	580	1955
Marcus Thigpen	554	2010
Garney Henley	557	1965
Ron Howell	553	1958

SINGLE GAME PUNT RETURN YARDS

NAME	YDS	OPPONENT	LOCATION	DATE
Sam Rogers	179	MPS	HAM	July 25, 1995
Rufus Crawford	156	MTL	HAM	Sept. 13, 1994
Bobby Flippen	140	MTL	MTL	Oct. 16, 1954
Rufus Crawford	140	OTT	HAM	Oct. 20, 1984
Ron Howell	136	MTL	MTL	Sept. 20, 1959

LONGEST PUNT RETURN

NAME	YDS	OPPONENT	LOCATION	DATE
Sam Rogers	113	MEM	HAM	July 24, 1995
Ernie White	108	MTL	MTL	Aug. 16, 1960
Craig Yeast	104	B.C.	B.C.	Aug. 22, 2003
Jimmy Edwards	103			1976
Dave Shaw	102			1980
Dave Shaw	101			1981
Paul Bennett	99			1985



ALL-TIME RECORDS

PUNT RETURNS

CAREER PUNT RETURNS

NAME	NO	YEARS	EARLIEST	LATEST
Ron Howell	456	8	1955	1962
Garney Henley	370	16	1960	1975
Earl Winfield	279	10	1987	1996
Rufus Crawford	277	7	1979	1985
Wally Zatylny	219	8	1988	1995
Tommy Grant	212	2	1956	1958
Paul Bennett	185	4	1984	1987
David Shaw	163	8	1975	1982
Don Sutherin	157	9	1958	1966
John Fedosoff	142	3	1955	1957

SINGLE SEASON PUNT RETURNS

Name	YDS	Year
Rufus Crawford	100	1984
Paul Bennett	91	1986
Garney Henley	83	1966
Ron Howell	81	1958
Earl Winfield	74	1988
Marquay McDaniel	73	2009
Sam Rogers	71	1995
Ron Howell	65	1957
Marcus Thigpen	63	2010
Ron Howell	62	1961

SINGLE GAME PUNT RETURNS

NAME	NO	OPPONENT	LOCATION	DATE
Rufus Crawford	13	MTL	HAM	Sept. 3, 1984

SINGLE GAME PUNT RETURN TOUCHDOWN

NAME	NO	OPPONENT	LOCATION	DATE
Ron Howell	2	TOR	TOR	Sept. 20, 1959
Earl Winfield	2	EDM	HAM	Sept. 17, 1993

CAREER PUNT RETURN TOUCHDOWNS

NAME	TD	YEARS	EARLIEST	LATEST
Earl Winfield	11	10	1987	1996
Ron Howell	5	7	1955	1962
Wally Zatylny	3	7	1988	1995
Rufus Crawford	2	7	1979	1985
Sam Rogers	2	3	1995	1997
Tony Akins	2	2	1999	2000
Craig Yeast	2	4	2003	2006

CLUB DIRECTORY

VETERAN PLAYERS

FIRST YEAR PLAYERS

GAME RECAP

RECORDS

HISTORY

ALL-TIME RECORDS

PUNT RETURNS

SINGLE SEASON PUNT RETURN TOUCHDOWNS

NAME	TD	YEAR
Earl Winfield	4	1988
Earl Winfield	3	1993
Wally Zatylny	2	1989
Earl Winfield	2	1992
Tony Akins	2	2000



CLUB DIRECTORY

VETERAN PLAYERS

FIRST YEAR PLAYERS

GAME RECAP

RECORDS

HISTORY



ALL-TIME RECORDS

KICKOFF RETURNS

CAREER KICKOFF RETURN YARDS

NAME	YDS	YEARS	EARLIEST	LATEST
Wally Zatylny	3,012	7	1988	1995
Lewis Porter	2,764	8	1971	1978
Howard Fields	2,215	8	1981	1988
Rufus Crawford	2,184	7	1979	1985
Archie Amerson	2,043	7	1997	2004
Tommy Grant	1,998	13	1956	1968
Craig Yeast	1,896	4	2003	2006
Earl Winfield	1,656	11	1987	1997
Sam Rogers	1,570	3	1995	1997
Stephen Fisher	1,487	2	2002	2003

SINGLE SEASON KICKOFF RETURN YARDS

NAME	YDS	YEAR
Stephen Fisher	1,208	2002
Tre Smith	1,172	2008
Marquay McDaniel	1,152	2009
Archie Amerson	948	2000
Sam Rogers	923	1995
Craig Yeast	805	2004
Wally Zatylny	793	1989
Troy Davis	790	2001
Rufus Crawford	788	1984
Wally Zatylny	785	1988

CAREER KICKOFF RETURNS

NAME	NO	YEARS	EARLIEST	LATEST
Wally Zatylny	159	8	1988	1995
Lewis Porter	103	8	1971	1978
Rufus Crawford	101	7	1979	1985
Howard Fields	101	8	1981	1988
Archie Amerson	98	8	1997	2004
Craig Yeast	93	4	2003	2006
Sam Rogers	77	3	1995	1997

CLUB DIRECTORY

VETERAN PLAYERS

FIRST YEAR PLAYERS

GAME RECAP

RECORDS

HISTORY

ALL-TIME RECORDS

KICKOFF RETURNS

SINGLE SEASON KICKOFF RETURNS

NAME	NO	YEAR
Tre Smith	57	2008
Marquay McDaniel	57	2009
Stephen Fisher	51	2002
Archie Amerson	51	2000
Sam Rogers	44	1995
Craig Yeast	41	2004
Wally Zatylny	40	1989
Wally Zatylny	39	1988

LONGEST KICKOFF RETURN

NAME	YDS	OPPONENT	LOCATION	DATE
Tommy Grant	105	MTL	HAM	Sept. 3, 1962
Dave Clark	102			1972
Lewis Porter	98	TOR	HAM	Nov. 5, 1972
Marcus Thigpen	93	WPG	WPG	Jul. 2, 2010
Craig Yeast	93	TOR	TOR	Oct. 27, 2005

CLUB DIRECTORY

VETERAN PLAYERS

FIRST YEAR PLAYERS

GAME RECAP

RECORDS

HISTORY



ALL-TIME RECORDS

FUMBLE RETURNS

CAREER FUMBLE RETURN

NAME	NO	YEARS	EARLIEST	LATEST
Ben Zambiasi	19	10	1978	1987
Joe Montford	16	9	1996	2004
Howard Fields	15	8	1981	1988
Terry Wright	12	4	1991	1994
Markeith Knowlton	12	4	2008	2011
Garney Henley	10	16	1960	1975
Mike Philbrick	8	8	1994	2001
John Motton	8	4	1991	1994
Lewis Porter	7	7	1971	1977

SINGLE SEASON FUMBLE RETURNS

NAME	NO	YEAR
Markeith Knowlton	6	2010
Terry Wright	6	1992
Howard Fields	5	1983
Joe Montford	5	1999
Ben Zambiasi	4	1979
John Motton	4	1992
John Motton	4	1993
Tim Cofield	4	1994
Joe Montford	4	2001
Markeith Knowlton	4	2009

LONGEST FUMBLE RETURN

NAME	YDS	OPPONENT	LOCATION	DATE
Harold Woods	98	EDM	HAM	Sep. 7, 1981
Grant McKee	85	EDM	EDM	Sep. 14, 1962
Stevie Baggs	80	MTL	HAM	Oct. 22, 2010
Geoff Tisdale	80	MTL	HAM	Oct. 4, 2008
Greg Eaglin	75	TOR	TOR	July 22, 1993
Duane Butler	67	SSK	HAM	Aug. 1, 2002
Jojuan Armour	62	WPG	HAM	Aug. 3, 2007
Tim Cheatwood	61	OTT	HAM	Oct. 21, 2005
Stevie Baggs	59	EDM	EDM	Oct. 3, 2010
Sandy Beveridge	55	B.C.	B.C.	Jun 18, 2004
Paul Bennett	51			1984
Terry Wright	49			1991

CLUB DIRECTORY

VETERAN PLAYERS

FIRST YEAR PLAYERS

GAME RECAP

RECORDS

HISTORY

ALL-TIME RECORDS

INTERCEPTIONS

CLUB DIRECTORY

VETERAN PLAYERS

FIRST YEAR PLAYERS

GAME RECAP

RECORDS

HISTORY

CAREER INTERCEPTION RETURN YARDS

Name	YDS	Years	Earliest	Latest
Garney Henley	916	16	1960	1975
Al Brenner	485	4	1971	1974
Lewis Porter	479	8	1971	1978
Rob Hitchcock	475	11	1995	2005
Orlando Steinauer	468	4	1997	2000
Ralph Goldston	416	9	1956	1964
Ben Zambiasi	415	10	1978	1987
Less Browne	415	5	1984	1988
Gerald Vaughn	392	5	1997	2001
Dave Shaw	380	8	1975	1982

SINGLE SEASON INTERCEPTION RETURN YARDS

NAME	YDS	YEAR
Paul Bennett	246	1985
Gerald Vaughn	240	1999
Mark Streeter	207	1986
Jason Goss	187	2005
Orlando Steinauer	184	1997
Al Brenner	178	1971
Al Brenner	167	1972
Less Browne	165	1985
Jason Goss	162	2006
Don Sutherin	150	1961

LONGEST INTERCEPTION RETURN

NAME	YDS	OPPONENT	LOCATION	DATE
Lewis Porter	119	OTT	HAM	Oct. 8, 1973
Charlie Brown	115	B.C.	HAM	Aug. 16, 1969
Jason Goss	109	CGY	CGY	Jun. 29, 2006
Paul Bennett	109			1985
Eric Carter	102	EDM	HAM	July 28, 1995
Sean Woodson	100	TOR	HAM	Nov. 3, 2001
Orlando Steinauer	97	WPG	HAM	Sept. 18, 1999

SINGLE GAME INTERCEPTIONS

NAME	NO	OPPONENT	LOCATION	DATE
Don Sutherin	4	EDM	HAM	Sept. 11, 1961
Al Brenner	4	TOR	HAM	Nov. 5, 1972
Less Browne	4	MTL	MTL	Aug. 21, 1986



ALL-TIME RECORDS

INTERCEPTIONS

CAREER INTERCEPTIONS

NAME	INT	YEARS	EARLIEST	LATEST
Garney Henley	59	16	1960	1975
Al Brenner	37	4	1971	1974
Rob Hitchcock	36	11	1995	2005
Don Sutherin	35	9	1958	1966
Less Browne	33	5	1984	1988
Ralph Goldston	32	9	1956	1964
Lance Shields	31	5	1986	1990
Howard Fields	24	8	1981	1988
Lewis Porter	24	8	1971	1978
Ben Zambiasi	23	10	1978	1987
Dave Shaw	23	8	1975	1982

SINGLE SEASON INTERCEPTIONS

NAME	INT	YEAR
Al Brenner	15	1972
Gerald Bess	12	1984
Paul Bennett	12	1985
Less Browne	12	1985
Don Sutherin	11	1961
Al Brenner	11	1971
Eric Carter	10	1995
Ralph Goldston	9	1959
Billy Wayte	9	1965
Mark Streeeter	9	1986
Gerald Vaughn	9	1999
Chris Thompson	9	2008

CLUB DIRECTORY

VETERAN PLAYERS

FIRST YEAR PLAYERS

GAME RECAP

RECORDS

HISTORY

ALL-TIME RECORDS

QUARTERBACK SACKS

CLUB DIRECTORY

VETERAN PLAYERS

FIRST YEAR PLAYERS

GAME RECAP

RECORDS

HISTORY

CAREER QUARTERBACK SACKS

NAME	NO	YEARS	EARLIEST	LATEST
Grover Covington	157	11	1981	1991
Joe Montford	95	9	1996	2004
Mike Walker	81.5	8	1982	1989
Tim Cheatwood	41	5	2002	2006
Tim Cofield	35	2	1993	1994
Mike Philbrick	32	8	1994	2001
Justin Hickman	27	3	2009	2011
Ben Zambiasi	26	10	1978	1987
Gonzalo Floyd	22	5	1996	2000
David Bailey	20	3	1991	1993

SINGLE SEASON QUARTERBACK SACKS

NAME	NO	YEAR
Joe Montford	26	1999
Grover Covington	25	1988
Mike Walker	21	1986
Joe Montford	21	1998
Joe Montford	20	2000
Tim Cofield	19	1993
Joe Montford	19	2001
Grover Covington	18.5	1984
Grover Covington	18	1986
Mike Walker	17	1987

SINGLE GAME QUARTERBACK SACKS

NAME	NO	OPPONENT	LOCATION	DATE
Tim Cofield	5	TOR	HAM	Sept 6, 1993
Tim Cofield	4	TOR	TOR	July 22, 1993
Joe Montford	4	WPG	WPG	Oct. 10, 1999
James Cotton	3	OTT	HAM	Aug. 6, 2005
Joe Montford	3	TOR	HAM	Sept. 7, 1998
Joe Montford	3	MTL	HAM	July 16, 1999
Joe Montford	3	TOR	HAM	Sept. 4, 2000
Joe Montford	3	CAL	CAL	Sept. 16, 2000
Joe Montford	3	CAL	CAL	Oct. 8, 2001
Joe Montford	3	EDM	HAM	Oct. 1, 2004
Justin Hickman	3	TOR	TOR	Oct. 23, 2009



ALL-TIME RECORDS

DEFENSIVE TACKLES

NAME	NO	YEARS	EARLIEST	LATEST
Rob Hitchcock	482	11	1995	2006
Joe Montford	422	9	1996	2004
Calvin Tiggie	338	4	1996	1999
Mike O'Shea	329	8	1993	2000
Markeith Knowlton	324	4	2008	2011
Mike Philbrick	304	8	1994	2001
Chris Shelling	298	6	1998	2003
John Motton	297	4	1991	1994
Jamal Johnson	286	3	2009	2011
Frank Robinson	276	5	1986	1990
Tim Cheatwood	225	5	2002	2006

SINGLE SEASON DEFENSIVE TACKLES

NAME	NO	YEAR
Zeke Moreno	114	2007
Jamall Johnson	108	2009
Calvin Tiggie	106	1999
Jamall Johnson	101	2010
Calvin Tiggie	97	1998
Agustin Barrenechea	96	2005
Jason Lamar	96	2001
Markeith Knowlton	95	2008
Mike O'Shea	95	1994
John Motton	95	1992

SINGLE GAME DEFENSIVE TACKLES

NAME	NO	OPPONENT	LOCATION	DATE
Calvin Tiggie	15	B.C.	HAM	Aug. 19, 1999
Markeith Knowlton	14	MTL	HAM	Jun. 26, 2008
Darrell Paterson	13	OTT	OTT	Aug. 9, 1990
Calvin Tiggie	13	CAL	CAL	Jul. 20, 1996
Jamall Johnson	12	MTL	HAM	Sep. 25, 2009
Mike O'Shea	12	TOR	HAM	Oct. 13, 2000
Zeke Moreno	12	WPG	HAM	Aug. 3, 2007
Markeith Knowlton	11	EDM	HAM	Aug. 8, 2009
Markeith Knowlton	11	MTL	MTL	Oct. 13, 2008
Zeke Moreno	11	MTL	MTL	Aug. 25, 2007

CLUB DIRECTORY

VETERAN PLAYERS

FIRST YEAR PLAYERS

GAME RECAP

RECORDS

HISTORY

ALL-TIME RECORDS

SPECIAL TEAMS TACKLES

CLUB DIRECTORY

VETERAN PLAYERS

FIRST YEAR PLAYERS

GAME RECAP

RECORDS

HISTORY

CAREER SPECIAL TEAMS TACKLES

NAME	NO	YEARS	EARLIEST	LATEST
Rob Hitchcock	122	12	1995	2006
Sandy Beveridge	81	6	2003	2008
Jarrett Smith	79	6	1998	2003
Kyle Walters	78	7	1997	2003
Paul Bushey	78	4	1991	1994
Ray Mariuz	73	5	2006	2010
Marc Beswick	68	3	2009	2011
Peter Giftopoulos	63	8	1988	1995
Richard Nurse	58	6	1990	1995
Dean Noel	57	3	1995	1997
Warren Muzika	54	5	1999	2003

SINGLE SEASON SPECIAL TEAMS TACKLES

NAME	NO	YEAR
Dylan Barker	37	2009
Marc Beswick	27	2011
Peter Giftopoulos	25	1989
Dean Noel	25	1996
Yannick Carter	25	2009
John Zajdel	24	1992
Rob Hitchcock	23	2006
Ed Gateveckas	23	1989
Randy Bowles	23	2002
Jonathan Hood	22	2011
Marc Beswick	22	2010
Ray Mariuz	21	2010

SINGLE GAME SPECIAL TEAMS TACKLES

NAME	NO	Opponent	Location	Date
Terry Wright	7	OTT	HAM	Sept. 14, 1991
Paul Bushey	6	EDM	EDM	Oct. 4, 1991
Dylan Barker	5	WPG	WPG	Nov. 8, 2009
Lance Trumble	5	OTT	HAM	Aug. 24, 1991
Paul Bushey	5	SSK	HAM	July 30, 1992
Dean Noel	5	TOR	HAM	Nov. 2, 1996
Rob Hitchcock	5	MTL	MTL	Sept. 10, 2000





CFL ALL-STARS 1962-2011

CLUB DIRECTORY

2011

Justin Hickman, Defensive End

2010

Arland Bruce III, Receiver
Marwan Hage, Centre
Markeith Knowlton, Linebacker

2009

Arland Bruce III, Receiver
Dan Goodspeed, Offensive Tackle
Jamall Johnson, Linebacker
Markeith Knowlton, Linebacker

2008

Nick Setta, Punter
Chris Thompson, Halfback

2007

Zeke Moreno, Linebacker
Nick Setta, Kicker

2005

Adriano Belli, Defensive Tackle
Corey Holmes, KR

2004

Tim Cheatwood, Defensive End
Troy Davis, Running Back
D.J. Flick, Wide Receiver

2001

Rob Hitchcock, Safety
Joe Montford, Defensive End**
Paul Osbaldiston, Kicker
Chris Shelling, Linebacker

2000

Joe Montford, Defensive End

1999

Darren Flutie, Slotback
Rob Hitchcock, Safety
Danny McManus, Quarterback
Joe Montford, Defensive End
Calvin Tiggler, Linebacker
Gerald Vaughn, Halfback

1998

Eric Carter, Cornerback

Carl Coulter, Centre
Joe Montford, Defensive End
Paul Osbaldiston, Kicker
Orlando Steinauer, Halfback
Calvin Tiggler, Linebacker
Gerald Vaughn, Halfback

1997

Darren Flutie, Slotback

1996

Mac Cody, Slotback
Paul Osbaldiston, Punter

1995

Eric Carter, Cornerback
Earl Winfield, Wide Receiver

1994

Tim Cofield, Defensive End

1993

Tim Cofield, Defensive End
John Motton, LB

1992

John Motton, Linebacker

1989

Tony Champion, Wide Receiver**
Grover Covington, Defensive End
Rocky DiPietro, Slotback
Miles Gorrell, Offensive Tackle
Jason Riley, Offensive Guard
Mike Walker, Defensive Tackle

1988

Grover Covington, Defensive End
Howard Fields, Halfback
Mike Walker, Defensive Tackle
Earl Winfield, Special Teams

1987

Mike Walker, Defensive Tackle

1986

Less Browne, Cornerback
Grover Covington, Defensive End
Rocky DiPietro, Slotback
Mike Streeter, Defensive Back

1985

Paul Bennett, Defensive Back
Less Browne, Cornerback
Grover Covington, Defensive End
Howard Fields, Defensive Back
Ben Zambiasi, Middle Linebacker

1984

Bernie Ruoff, Punter

1983

Johnny Shepherd, Running Back

1982

Keith Baker, Wide Receiver
David Shaw, Defensive Back
Ben Zambiasi, Linebacker

1981

David Shaw, Defensive Back
Ben Zambiasi, Linebacker
Harold Woods, DB

1980

David Shaw, Defensive Back
Bernie Ruoff, Kicker
Ben Zambiasi, Linebacker

1979

Larry Butler, Guard
Ben Zambiasi, Linebacker

1978

Ben Zambiasi

1977

Ken Clark, Punter
Jimmy Edwards, Running Back

1976

Jimmy Edwards, Running Back
Lewis Porter, Defensive Back
David Shaw, Defensive Back

1974

Tony Gabriel, Tight End

1973

Lewis Porter, Defensive Back

VETERAN PLAYERS

FIRST YEAR PLAYERS

GAME RECAP

RECORDS

HISTORY



CFL ALL-STARS 1962-2011

1972

Al Brenner, Defensive Back
Dave Buchanan, Running Back
Tony Gabriel, Tight End
Garney Henley, Wide Receiver
Johnny Williams, Defensive Back

1971

Garney Henley, Defensive Back

1970

Tommy Joe Coffey, Split End
Bill Danychuk, Offensive Guard
Garney Henley, Defensive Back
Ellison Kelly, Offensive Tackle
Angelo Mosca, Defensive Tackle

1969

Garney Henley, Defensive Back
Ellison Kelly, Offensive Tackle

1968

Tommy Joe Coffey, Split End
Bill Danychuk, Offensive Guard
Garney Henley, Defensive Back
Billy Ray Locklin, Defensive End

1967

John Barrow, Defensive Tackle
Tommy Joe Coffey, Split End
Garney Henley, Defensive Back

1966

John Barrow, Defensive Tackle
Garney Henley, Defensive Back
Billy Ray Locklin, Defensive End
Chuck Walton, Offensive Guard

1965

John Barrow, Defensive Tackle
Garney Henley, Defensive Back
Zeno Karcz, Linebacker
Billy Ray Lockin, Defensive End
Bronko Nagurski, Offensive Tackle
Billy Wayte, Defensive Back

1964

John Barrow, Defensive Tackle
Tommy Grant, Flanker
Garney Henley, Defensive Back
Ellison Kelly, Offensive Guard
Bobby Kuntz, Linebacker
Chet Miksza, Centre
Peter Neumann, End
Hal Paterson, End
Don Sutherin, Defensive Back

1963

Hal Paterson, End
John Barrow, Middle Guard
Angelo Mosca, Defensive Tackle

1962

John Barrow, Middle Guard
Bronko Nagurski, Offensive Tackle
Hal Paterson, End
Don Sutherin, Defensive Back

CLUB DIRECTORY

VETERAN PLAYERS

FIRST YEAR PLAYERS

GAME RECAP

RECORDS

HISTORY

** - denotes unanimous selection (not available prior to 1982)

ALL-TIME HAMILTON DIVISIONAL ALL-STAR TEAM MEMBERS

A

Allemang, Marvin - Centre, '85, '86
Anderson, Jerry - Defensive Back, '80

B

Baker, Keith - Wide Receiver, '82, '83
Barrow, John - Offensive Tackle, '57, '58, '59, '60; Defensive Tackle, '57, '58, '59, '60, '61, '62, '65, '66, '67, '69; Middle Guard, '63, '64
Bell, Eddie - Linebacker, '59
Belli, Adriano - Defensive Tackle, '05
Bender, Walter - Running Back, '86
Bennett, Paul - Defensive Back, '85
Bethea, Willie - Running Back, '67
Bevan, Eddie - Guard, '51, '52; Defensive Guard, '53, '54, '55
Brenner, Al - Defensive Back, '72, '74
Brown, Dick - Defensive Back, '53
Browne, Less - Defensive Back, '85; Cornerback, '86
Bruce, Arland III - Receiver, '09, '10
Buchanan, Dave - Running Back, '72
Burley, Ecomet - Defensive Tackle, '81
Burns, Chris - Guard, '99, '00
Butler, Larry - Guard, '76, '77, '78, '79

C

Carpenter, Jack - Tackle, '51
Carter, Eric - Cornerback, '95, '98, '99
Carteri, Carmelo - Linebacker, '81
Ceppetelli, Gene - Centre, '67
Chalupka, Ed - Guard, '72, '73, '74
Champion, Tony - Wide Receiver, '86, '89
Cheatwood, Tim - Defensive End, '03, '04
Clark, Ken - Punter, '77
Clements, Tom - Quarterback, '81
Cody, Maclin - Slotback, '96
Cody, Tay - Defensive Back, '06
Coffey, Tommy Joe - Offensive End, '67, '68, '69, '70
Cofield, Tim - Defensive End, '93, '94
Coulter, Carl - Centre, '98, '98
Covington, Grover - Defensive End, '81, '85, '86, '87, '88, '89, '90
Crawford, Rufus - Running Back, '81
Crisson, Stan - Offensive End, '65
Curcillo, Tony - Linebacker, '57, '58
Cureton, Hardiman - Linebacker, '61; Offensive Guard, '62; Offensive Tackle, '63

Custis, Bernie - Quarterback, '51; Running Back '54

D

Danjean, Ernie - Linebacker, '59
Danychuk, Bill - Guard, '67, '68, '70; Offensive Tackle, '72, '73
Davis, Troy - Running Back, '02, '03, '04
Dekker, Paul - Offensive End, '58, '59, '60, '61
Denman, Alex - Guard, '32
DiPietro, Rocky - Slotback, '81, '82, '86, '89

E

Ealey, Chuck - Quarterback, '72
Edwards, Jimmy - Running Back, '76, '77, '78
Ettinger, Red - Linebacker, '54
Evanshen, Terry - Wide Receiver, '75
Evraire, Ken - Slotback, '92
Ezerins, Leo - Linebacker, '86

F

Faloney, Bernie - Quarterback, '58, '59, '61, '64
Fedosoff, John - Defensive Back, '55
Fields, Howard - Defensive Back, '82, '83, '85, '87, '88
Fields, Jeff - Defensive Tackle, '92
Filchock, Frank - Quarterback, '47
Fleming, Dave - Running Back, '70
Flick, D.J. - Wide Receiver, '04
Flutie, Darren - Slotback, '98, '99
Fulton, Ed - Offensive Tackle, '81, '82

G

Gabriel, Tony - Tight End, '72, '73, '74
Gilchrist, Cookie - Running Back, '56, '57
Goldston, Ralph - Defensive Back, '56, '57, '58, '59
Goodspeed, Dan - Offensive Tackle, '09
Gorrell, Miles - Offensive Tackle - '86, '88
Grant, Tommy - Running Back, '63; Flanker, '64
Gregus, Bill - Running Back, '50
Grigg, Andrew - Wide Receiver, '98, '01
Groom, Dick - End, '45, '46

H

Hack, Dave - Offensive Tackle, '99, '00, '01, '02, '04
Hage, Marwan - Centre, '07, '10
Hamilton, Brandon, Cornerback, '03
Henley, Garney - Defensive Back, '63, '64, '65, '66, '67, '68, '69, '70, '71; Wide Receiver, '72



ALL-TIME HAMILTON DIVISIONAL ALL-STAR TEAM MEMBERS

Hickman, Justin - Defensive End, '11
Hitchcock, Rob - Safety, '99, '01, '02
Holman, Jon - Guard, '72
Hood, Robert - End, '49
Howell, Ron - Flying Wing, '58; Flanker, '59

I

Isbister, Bob - Running Back, '39

J

Johnson, Jamall - Linebacker, '09-'11
Johnson, Ron - Wide Receiver, '84
Jones, Edgar - Running Back, '50
Jordan, Stephen - Defensive Back, '89

K

Karcz, Zeno - Linebacker, '62, '65
Kelly, Ellison - Guard, '61, '62, '63, '64; Offensive Tackle, '68, '69, '70
Kerrigan, Mike - Quarterback, '86, '89
Knowlton, Markeith - Linebacker, '08, '09, '10
Krouse, Bob - Linebacker, '67
Kuntz, Bobby - Running Back, '62; Linebacker, '64
Kusserow, Lou - Defensive Back, '53, '54, '55; Running Back, '55

L

Lamar, Jason - Linebacker, '01
Locklin, Billy Ray - Defensive End, '65, '66, '68
Lumsden, Jesse - Running Back, '07

M

Mackrides, Bill - Quarterback, '52
Martin, Willie - Offensive Tackle, '80
Mazza, Vince - End, '50, '51; End, '52; Defensive Tackle, '53;
Offensive Tackle '53, '54
Medlock, Justin - Kicker '11
McAdoo, Derrick - Running Back, '89
McDougall, Gerry - Running Back, '57, '58
McManus, Danny - Quarterback, '99
Miksza, Chet - Centre, '54
Moffatt, Alan - Guard, '80
Montford, Joe - Defensive End, '98*, '99, '00*, '01*
Moreno, Zeke - Linebacker, '07
Mosca, Angelo - Defensive Tackle, '63, '65, '66, '70
Motton, John - Middle Linebacker, '92, '93

N

Nagurski, Bronko - Offensive Tackle, '63, '64, '65
Neumann, Pete - Defensive End, '53, '54, '55, '56, '57, '58, '59, '61, '64

O

Osbaldiston, Paul - Kicker, '89, '90, '98, '99, '00, '01; Punter, '96
O'Shea, Mike - Linebacker, '94, '95, '00

P

Patterson, Hal - Offensive End, '62, '63, '64, '65, '66
Paul, Leroy - Defensive Back, '81
Petterson, Leif - Slotback, '79
Philbreck, Mike - Defensive Tackle, '96, '00, '01
Porter, Lewis - Defensive Back, '73, '76
Priestner, John - Linebacker, '81

R

Ramsey, Ray - Offensive End, '54
Remegis, Eddie - Guard, '45, '47
Riley, Jason - '86, '88, '89, '92
Robinson, Frank - Linebacker, '87, '89
Rogers, Sam - Special Teams, '95
Ruoff, Bernie - Kicker, '81, '83, '84, '85; Punter, '82, '83, '84
1980 as Kicker

S

Samples, Mike - Defensive End, '76
Sanderson, Dale - Centre, '89
Sazio, Ralph - Tackle, '50
Schmidt, Blaine - Guard, '96
Scott, Vince - Guard, '49, '50, '52; Defensive Guard, '53, '54, '55, '56, '57, '58; Middle Guard, '59
Setta, Nick - Kicker/Punter, '07, '08
Shaw, David - Defensive Back, '76, '80, '81, '82
Shelling, Chris - Defensive Back '00; Linebacker, 01
Shepherd, Johnny - Running Back, '83
Simpson, Jim - End, '37
Sorrrell, Henry - Linebacker, '69
Sprague, Dave - Tackle, '32
St. Germain, Val - Guard, '98
Stala, Dave - Receiver, '10
Stapler, Steve - Receiver, '85, '87
Steinauer, Orlando - Cornerback, '97; Defensive Back, '98

ALL-TIME HAMILTON DIVISIONAL ALL-STAR TEAM MEMBERS

CLUB DIRECTORY

Streeter, Mark - Defensive Back, '86
Suminski, Dave - Guard, '57, '59
Sutherin, Don - Defensive Back, '61, '62, '64, '65

T
Thompson, Chris - Halfback, '08
Tiggle, Calvin - Linebacker, '98, '99
Timmis, Brian - Tackle, '32, '34
Toohy, Ralph - Linebacker - 53
Truant, Ray - Defensive Back, '56
Turner, Doug - Centre, '40
Turville, Frank - Running Back, '34

V
Vaughn, Gerald - Defensive Back, '98, '99

W
Waggoner, Hal - Running Back, '51, '52
Walker, Mike - Defensive Tackle, '86, '87, '88, '89
Walton, Chuck - Guard, '65, '66
Waszczuk, Henry - Centre, '80, '81, '82, '84
Watton, Ron - Centre, '62
Wayte, Billy - Defensive Back, '65
Welch, Huck - Running Back, '35, '36, '37
Wells, George - Defensive End, '72
Whitehead, Willie - Defensive End, '97
Williams, Chris - Wide Receiver, '11
Williams, Renauld, Linebacker '11

Williams, Ronald - Running Back, '98, '99, '00
Wilson, Seymour - End, '33, '34, '36
Winfield, Earl - Wide Receiver, '88, '90, '94, '95*; Special Teams, '88
Wiseman, Todd - Safety, '92
Wood, Duane - Defensive Back, '59
Woods, Harold - Defensive Back, '80, '81
Woodson, Sean - Linebacker, '01
Wright, Felix - Defensive Back, '84

Z
Zambiasi, Ben - Linebacker, '78, '79, '80, '81, '82, '84, '85, '86
Zatylny, Wally - Special Teams, '89

VETERAN PLAYERS

FIRST YEAR PLAYERS

GAME RECAP

RECORDS

HISTORY

*unanimous selection]



ALL-TIME RECORDS

ALL-STAR TEAM MEMBERS

MOST OUTSTANDING PLAYER

2011	Justin Hickman
2010	Kevin Glenn
2009	Arland Bruce III
2008	Chris Thompson
2007	Zeke Moreno
2006	Tay Cody
2005	D.J. Flick
2004	Troy Davis
2003	Tim Cheatwood
2002	Troy Davis
2001	Danny McManus
2000	Joe Montford
1999	Danny McManus**
1998	Danny McManus
1997	Orlando Steinauer
1996	Maclin Cody
1995	Earl Winfield
1994	Earl Winfield
1993	Earl Winfield
1992	John Motton
1991	Paul Osbaldiston
1990	Earl Winfield
1989	Tony Champion*
1988	Earl Winfield*
1987	Steve Stapler
1986	Less Browne
1985	Ken Hobart*
1984	Rufus Crawford
1983	Johnny Shepherd
1982	Tom Clements
1981	Tom Clements*
1980	Jerry Anderson
1979	Tom Clements
1978	Ray Nettles
1977	Jimmy Edwards**
1976	Jimmy Edwards*
1975	Garney Henley
1974	Andy Hopkins
1973	Andy Hopkins
1972	Garney Henley**
1971	Garney Henley
1970	Tommy Joe Coffey*
1969	Tommy Joe Coffey
1968	Tommy Joe Coffey

1967	Tommy Joe Coffey*
1966	Garney Henley
1965	Garney Henley*
1964	Tommy Grant
1963	Garney Henley
1962	Hal Paterson
1961	Bernie Faloney**
1960	John Barrow
1959	Bernie Faloney*
1958	Bernie Faloney
1957	Cookie Gilchrist
1956	Cookie Gilchrist

MOST OUTSTANDING OFFENSIVE LINEMAN

2011	Peter Dyakowski
2010	Marwan Hage*
2009	Marwan Hage
2008	Marwan Hage
2007	Marwan Hage
2006	George Hudson
2005	Wayne Smith
2004	Dave Hack
2003	Dave Hack
2002	Dave Hack
2001	Dave Hack
2000	Dave Hack
1999	Dave Hack
1998	Carl Coulter
1997	Tom Nutten
1996	Blaine Schmidt
1995	Dale Sanderson
1994	Dave Richardson
1993	Dave Richardson
1992	Jason Riley
1991	Dale Sanderson
1990	Miles Gorrell
1989	Jason Riley
1988	Dale Sanderson
1987	Miles Gorrell
1986	Miles Gorrell*
1985	Marv Allemang
1984	Henry Waszczuk
1983	Ross Francis
1982	Ed Fulton

1981	Henry Waszczuk
1980	Henry Waszczuk
1979	Larry Bulter
1978	Larry Bulter
1977	Larry Bulter
1976	Larry Bulter
1975	Ed Chulupka
1974	Ed Chulupka

MOST OUTSTANDING DEFENSIVE PLAYER

2011	Justin Hickman
2010	Markeith Knowlton**
2009	Markeith Knowlton
2008	Chris Thompson
2007	Zeke Moreno
2006	Tay Cody
2005	Adriano Belli
2004	Dedric Mathis
2003	Tim Cheatwood
2002	Rob Hitchcock
2001	Joe Montford**
2000	Joe Montford**
1999	Calvin Tiggles**
1998	Joe Montford**
1997	Orlando Steinauer
1996	Mike Philbrick
1995	Eric Carter
1994	Tim Cofield*
1993	Tim Cofield
1992	John Motton
1991	Peter Giftopoulos
1990	Gary Wilkerson
1989	Lance Shields
1988	Grover Covington**
1987	Frank Robinson
1986	Less Browne
1985	Paul Bennett*
1984	Ben Zambiasi
1983	Ben Zambiasi
1982	Ben Zambiasi
1981	Ben Zambiasi*
1980	Jerry Anderson
1979	Ben Zambiasi**
1978	Ray Nettles

CLUB DIRECTORY

VETERAN PLAYERS

FIRST YEAR PLAYERS

GAME RECAP

RECORDS

HISTORY

ALL-TIME RECORDS

ALL-STAR TEAM MEMBERS

CLUB DIRECTORY

1977	Mike Samples	1999	Rob Hitchcock
1976	Joe Harris	1998	Mike Morreale**
1975	Mike Samples	1997	Mike Philbrick
1974	Fred Grambau	1996	Paul Osbaldiston

MOST OUTSTANDING ROOKIE

2011	Chris Williams**
2010	Marcus Thigpen*
2009	Marquay McDaniel
2008	Prechae Rodriguez
2007	Nick Setta
2006	Lawrence Gordon
2005	Jesse Lumsden
2004	Wayne Smith
2003	Julian Radlein*
2002	Tony Miles
2001	Paul Lambert
2000	Willie Fells
1999	Corey Grant*
1998	Seth Dittman
1997	Archie Amerson
1996	Justin Ring
1995	Rob Hitchcock
1994	Hassan Bailey
1993	Michael O'Shea**
1992	David Lucas
1991	John Motton
1990	Bobby Dawson
1989	Stephen Jordon**
1988	Darrell Corbin
1987	Johnnie Jones
1986	Paul Osbaldiston
1985	Mike Derks
1984	Rod Skillman
1983	Johnny Shepherd**
1982	Jeff Arp
1981	Howard Fields
1980	Jim Muller
1979	Jim Reid
1978	Ben Zambiasi*
1977	John Martini
1976	Allan Moffatt
1975	Angelo Santucci
1974	George Campbell
1973	Louis Clare
1972	Chuck Ealey** Leonard P. Back (Builder) in 1971

VETERAN PLAYERS

In 1974 the Most Outstanding Line-man Award was split into the Most Outstanding Offensive Lineman and Most Outstanding Defensive Player.

1973	Ed Chalupka	1989	Rocky DiPeitro**
1972	Ed Chalupka	1988	Rocky DiPeitro
1971	Bill Danychuk	1987	Rocky DiPeitro
1970	Angelo Mosca*	1986	Rocky DiPeitro*
1969	Henry Sorrell	1985	Paul Bennett**
1968	Billy Ray Locklin	1984	Bernie Ruoff
1967	John Barrow*	1983	Bernie Ruoff
1966	Billy Ray Locklin	1982	Rocky DiPeitro
1965	John Barrow*	1981	Rocky DiPeitro
1964	John Barrow*	1980	Rocky DiPeitro
1963	Angelo Mosca*	1979	Leif Petterson*
1962	John Barrow**	1978	Neil Lumsden
1961	John Barrow*	1977	Ken Clark
1960	John Barrow	1976	Ken Clark
1959	John Barrow*	1975	Terry Evanshen
1958	John Barrow	1974	Tony Gabriel**
1957	John Barrow	1973	Tony Gabriel
1956	Vince Scott	1972	Tony Gabriel
1955	Vince Scott	1971	Bill Danychuk
		1970	Bill Danychuk
		1969	Bill Danychuk
		1968	Bill Danychuk
		1967	Gene Cepetelli
		1966	Bob Kuntz
		1965	Zeno Kv arcz**
		1964	Tommy Grant**
		1963	Tommy Grant
		1962	Pete Neumann
		1961	Pete Neumann
		1960	Tommy Grant
		1959	Ron Howell**
		1958	Ron Howell
		1957	Pete Neumann
		1956	Ray Truant

FIRST YEAR PLAYERS

GAME RECAP

MOST OUTSTANDING CANADIAN

2011	Dave Stala*
2010	Dave Stala*
2009	Marwan Hage
2008	Ray Mariuz
2007	Jesse Lumsden
2006	Rob Hitchcock
2005	Agustin Barrenechea
2004	Mike Morreale
2003	Julian Radlein
2002	Rob Hitchcock
2001	Andrew Grigg
2000	Mike Philbrick

RECORDS

HISTORY

** - denotes winner
* - denotes runner up



CFL HALL OF FAME

TIGER-CATS INDUCTEES

Of the 258 individuals in the Canadian Football Hall of Fame in Hamilton heading into the 2012 season, 47 of them were either involved with the Tiger-Cats or their predecessor the Tigers as a player or builder.

- Leonard P. Back (Builder) in 1971
- Harold E. Ballard (Builder) in 1987
- John Barrow (Player - DT/OT) in 1976
- Paul Bennett (Player - DB) in 2002
- Ralph Dieter Brock (Player - QB) in 1995
- Less Browne (Player - DB) in 2003
- Tom "Citation" Casey (Player - RB) in 1964
- Tom Clements (Player - QB) in 1994
- Tommy Joe Coffey (Player - WR/K) in 1977
- Ralph W. Cooper (Builder) in 1992
- Grover Covington (Player - DE) in 2000
- Ernie Cox (Player - C) in 1963
- Ross Craig (Player - RB) in 1964
- Bernard Custis (Builder) in 1998
- Rocky DiPietro (Player - SB/WR) in 1997
- Seppi DuMoulin (Builder) in 1963
- Matt Dunigan (Player - QB) in 2006
- Terry Evanshen (Player - WR) in 1984
- Bernie Faloney (Player - QB) in 1974
- A.H. (Cap) Fear (Player - OW) in 1967
- Tony Peter Gabriel (Player - TE) in 1984
- Ed George (Player - OL) in 2005
- Jacob Gill Jake Gaudaur (Builder) in 1984
- Frank M. Gibson (Builder) in 1996
- Tommy Grant (Player - WR/RB) in 1995
- Garney Henley (Player - DB/WR) in 1979
- Bob Sr. Isbister (Player - FW) in 1965
- Jerry Keeling (Player - DB/QB) in 1989
- Ellison Kelly (Player - G/T/DE/LB) in 1992
- Joe Krol (Player - QB/RB) in 1963
- Frank R. Pep Leadlay (Player - RB/K) in 1963
- Danny McManus (Player-QB) in 2011
- Joe Montford (Player-DE) in 2011
- Angelo Mosca (Player - DT/OT/MG) in 1987
- Ray Nettles (Player - LB) in 2005
- Peter Neumann (Player - DE) in 1979
- Hal Patterson (Player - OE/DB) in 1971
- Michael J. Rodden (Builder) in 1964
- Ralph Sazio (Builder) in 1988
- Benjamin L. Simpson (Player - HB/K) in 1963
- Jimmy Simpson (Builder) in 1985
- David S. Sprague (Player - RB/DT) in 1963
- Don Sutherin (Player - DB/K) in 1992
- Brian Timmis (Player - OT) in 1963
- Terry Vaughan (Player-R) in 2011
- Hawley Huck Welch (Player - RB/K) in 1964
- Ben Zambiasi (Player - LB) in 2004

CLUB DIRECTORY

VETERAN PLAYERS

FIRST YEAR PLAYERS

GAME RECAP

RECORDS

HISTORY



WE'RE
ALL ABOUT

"**IMAGE**"

WANT **ONE?**

Sps

Stirling **printsolutions**

905-525-5467

www.stirlingprintsolutions.com



Official Media Guide Printer

HAMILTON TIGER-CATS

History



Danny Mac - 525 yards passing
— June 25th, 2004 —



COACHING HISTORY

CLUB DIRECTORY

CARL VOYLES • 1950-1955

Overall: 54-36-1 (.599)
Regular Season: 48-27-1 (.638)
Playoffs: 6-9 (.400)

Grey Cup Appearances: 1 - 1953
Grey Cup Championships: 1 - 1953

JIM TRIMBLE • 1956-1962

Overall: 70-44-2 (.612)
Regular Season: 60-36-2 (.622)
Playoffs: 10-8 (.556)

Grey Cup Appearances: 5 - 1957, 1958,
1959, 1961, 1962
Grey Cup Championships: 1 - 1957

RALPH SAZIO • 1963-1967

Overall: 60-24-1 (.712)
Regular Season: 49-20-1 (.707)
Playoffs: 11-4 (.733)

Grey Cup Appearances: 4 - 1963, 1965,
1967
Grey Cup Championships: 3 - 1963, 1964
1965, 1967

JOE RESTIC • 1968-1970

Overall: 22-21-3 (.511)
Regular Season: 22-17-3 (.560)
Playoffs: 0-4 (.000)

Grey Cup Appearances: 0
Grey Cup Championships: 0

AL DOROW • 1971

Overall: 8-8-1 (.500)
Regular Season: 7-7 (.500)
Playoffs: 1-1-1 (.500)

Grey Cup Appearances: 0
Grey Cup Championships: 0

JERRY WILLIAMS • 1972-1975

Overall: 32-32-1 (.500)

Regular Season: 30-29-1 (.508)
Playoffs: 2-3 (.400)

Grey Cup Appearances: 1 - 1972
Grey Cup Championships: 1 - 1972

GEORGE DICKSON • 1976 (2 games)

Overall: 0-2 (.000)
Regular Season: 0-2 (.000)

BOB SHAW • 1976 - 1977

Overall: 14-18 (.438)
Regular Season: 13-17 (.433)
Playoffs: 0-1 (.000)

Grey Cup Appearances: 0
Grey Cup Championships: 0

TOM DIMITROFF • 1978 (4 games)

Overall: 1-3-1 (.300)
Regular Season: 1-3-1 (.300)

JOHN PAYNE • 1978-1980

Overall: 19-27-1 (.415)
Regular Season: 18-24-1 (.430)
Playoffs: 1-3 (.250)

Grey Cup Appearances: 1 - 1980
Grey Cup Championships: 0

FRANK KUSH • 1981

Overall: 11-5-1 (.676)
Regular Season: 11-4-1 (.719)
Playoffs: 0-1 (.000)

Grey Cup Appearances: 0
Grey Cup Championships: 0

BUD RILEY • 1982-1983

Overall: 12-16-1 (.431)
Regular Season: 12-15-1 (.446)
Playoffs: 0-1 (.000)

Grey Cup Appearances: 0
Grey Cup Championships: 0

VETERAN PLAYERS

FIRST YEAR PLAYERS

GAME RECAP

RECORDS

HISTORY



COACHING HISTORY

AL BRUNO • 1983-1990

Overall: 62-62-4 (.500)
Regular Season: 55-55-4 (.500)
Playoffs: 7-7 (.500)

Grey Cup Appearances: 4 - 1984, 1985,
1986, 1989
Grey Cup Championships: 1 - 1986

TED SCHMITZ • 1987 (Interim)

Overall: 1-5 (.200)
Regular Season: 1-5 (.200)

DAVID BECKMAN • 1990(Interim) '91

Overall: 2-12 (.167)
Regular Season: 2-12 (.167)

Grey Cup Appearances: 0
Grey Cup Championships: 0

JOHN GREGORY • 1991-1994

Overall: 23-33 (.411)
Regular Season: 21-31 (.437)
Playoffs: 2-2 (.500)

Grey Cup Appearances: 0
Grey Cup Championships: 0

DON SUTHERIN • 1994-1997

Overall: 20-37 (.351)
Regular Season: 20-35 (.364)
Playoffs: 0-2 (.000)

Grey Cup Appearances: 0
Grey Cup Championships: 0

URBAN BOWMAN • 1997

Overall: 1-10 (.111)
Regular Season: 1-10 (.111)

Grey Cup Appearances: 0
Grey Cup Championships: 0

RON LANCASTER • 1998-2003, 2006 (Interim)

Overall: 60-69-1 (.465)
Regular Season: 55-66-1 (.455)
Playoffs: 5-3 (.625)

Grey Cup Appearances: 2 - 1998, 1999
Grey Cup Championships: 1 - 1999

GREG MARSHALL • 2004-2006

Overall: 14-26-1 (.341)
Regular Season: 14-25-1 (.363)
Playoffs: 0-1 (.000)

Grey Cup Appearances: 0
Grey Cup Championships: 0

CHARLIE TAAFFE • 2007 - 2008

Overall: 5-23-0 (.179)
Regular Season: 5-23-0 (.179)
Playoffs: 0-0

Grey Cup Appearances: 0
Grey Cup Championships: 0

BELLEFEUILLE • 2008 (Interim) - 2011

Overall: 28-38-0 (.425)
Regular Season: 27-35-0 (.435)
Playoffs: 1-3

Grey Cup Appearances: 0
Grey Cup Championships: 0

GEORGE CORTEZ • 2012-Present

CLUB DIRECTORY

VETERAN PLAYERS

FIRST YEAR PLAYERS

GAME RECAP

RECORDS

HISTORY

DRAFT HISTORY

CLUB DIRECTORY

VETERAN PLAYERS

FIRST YEAR PLAYERS

GAME RECAP

RECORDS

HISTORY

2012

- 2-8 Courtney Stephen, DB, Northern Illinois
- 2-10 Frederic Plesius, LB, Laval
- 2-13 Carson Rockhill, OL, Calgary
- 3-17 Arnaud Gascon-Nadon, DE, Laval
- 3-20 Michael Atkinson, DL, Boise State
- 4-25 Simon Charbonneau-Campeau, WR, Sherbrooke
- 5-33 Bo Palmer, SB, Simon Fraser

2011

- 2-10 Moe Petrus, OL, Connecticut
- 2-13 Maurice Forbes, DT, Concordia
- 3-20 Marc-Antoine Fortin, DL, Laval
- 3-21 Pascal Baillargeon, OL, Laval
- 5-33 Patrick Jean-Mary, LB, Howard
- 5-36 Tyrell Francisco, TE, Weber State
- 6-44 Jadon Wagner, LB, BYU

2010

- 3-19 Samuel Fournier, FB, Laval
- 3-22 Eddie Steele, DT, Manitoba
- 4-27 Chris Rwabukamba, DB, Duke
- 5-36 Justin Palardy, K/P, St. Mary's

2009

- 1-1 Simeon Rottier, OL, Alberta
- 1-6 Darcy Brown, WR, Saint Mary's
- 2-13 Ryan Hinds, DB, New Hampshire
- 3-22 Scott McCuaig, DL, UBC
- 5-33 Guillaume Allard-Cameus, RB, Laval
- 5-38 Raymond Wladichuk, DB, Simon Fraser
- 6-41 Cassidy Doneff, WR, Washburn
- 6-46 Bill McGrath, OL, Indiana State

2008

- 1-1 Dylan Barker, S, Saskatchewan
- 1-8 Samuel Giguere, WR, Sherbrooke
- 3-17 Mike Giffin, FB, Queen's
- 5-33 Laurent Lavigne-Masse, WR, Laval

2006

- 1-8 Cedric Gagne-Marcoux, OC, Central Florida
- 2-9 Jermaine Reid, DL, Akron
- 2-11 Peter Dyakowski, OL, Louisiana State
- 3-18 Shawn Mayne, DE, Connecticut
- 4-28 Chris Sutherland, OL, Saskatchewan
- 5-35 Michael Roberts, CB, Ohio State

2005

- 1-6 Jesse Lumsden, RB, McMaster
- 2-15 Fabio Filice, OL, McMaster
- 3-23 Francois Brochu, LS, Boston College
- 4-32 Jeremy Steeves, DB, St. Francis Xavier
- 5-41 Iain Fleming, SB, Queen's
- 6-50 Andrew Paopao, DL, San Jose State

2004

- 1-1 Wayne Smith, OL, Appalachian State
- 2-14 Marwan Hage, OL, Colorado
- 3-18 Sean Kent, OL, Regina
- 4-27 Connor Healey, DB, Wilfrid Laurier
- 5-36 Anthony Mason, OL, Guelph
- 6-45 Justin Shakell, DL, Guelph

2003

- 1-3 Julian Radlein, FB, UBC
- 3-21 Kevan Scott, LB, California (PA.)
- 4-30 Agustin Barrenechea, LB, Calgary
- 5-39 David Kasouf, WR, Holy Cross
- 6-48 Eric Hakim, FB, St. Mary's

2002

- 1-7 John MacDonald, DL, McGill
- 2-16 Jake Roberts, OL, Simon Fraser
- 3-25 Doug Borden, DT, St. Mary's
- 4-34 Jamie Elliot, WR, Calgary
- 5-43 Scott Coe, LB, Manitoba
- 6-52 Kenneth Vermette, RB, Manitoba

2001

- 2-12 Karim Grant, LB, Acadia
- 3-20 Randy Bowles, TE, Simon Fraser
- 4-28 Ryan Donnelly, OL, McMaster
- 5-36 Mike Waszczuk, LB, Slippery Rock
- 6-44 Will Grant, QB, Acadia

2000

- 2-16 Mike Juhasz, WR, North Dakota
- 3-24 Paul Lambert, OG, Western Michigan
- 4-38 Joe McCullum, OL, Utah
- 6-48 Doug Van Moorsel, OL, California (PA.)

1999

- 1-7 Corey Grant, WR, Wilfrid Laurier
- 3-23 Morty Bryce, DB/LB, Bowling Green
- 4-31 Jason Tibbitts, DB, Waterloo
- 5-38 Mike Mackenzie, RB, Eastern Washington
- 6-45 Pascal Cheron, OL, Laval

1998

- 1-1 Tim Fleischer, DL, Harvard
- 3-13 Devin Grant, OL, Utah
- 4-21 Tarek Jayoussi, WR, Calgary
- 5-29 Jeff Brown, CB, Acadia
- 6-36 Benjie Hutchison, DL, British Columbia

1997

- 1-4 Tim Prinsen, OG, North Dakota
- 2-12 Joe Rumolo, DL, Akron
- 4-28 Mark Nohra, RB, British Columbia
- 5-36 Luc Normand, WR, Bishop's



DRAFT HISTORY

1996

- 1-5 Justin Ring, LB, Simon Fraser
- 2-10 Kyle Walters, RB, Guelph
- 2-14 Mike Mihelic, OT, Indiana
- 4-32 Dan Brown, RB/FB, Bemidji State
- 5-41 Paul Kent, OL, Kutztown
- 6-49 Troy Russel, DB, Bishop's
- 7-58 David Burnie, DE, Western Ontario

1995

- B-1 Tom Nutten, OL, Western Michigan
- 1-9 John Murphy, OL, Morningside
- 2-17 Rob Hitchcock, S, Weber State
- 2-19 Jude St. John, OL, Western Ontario
- 4-32 Charles Assman, DB, Guelph
- 5-40 Kip Wigmore, WR, Guelph
- 6-48 Michael Kuntz, TE, McMaster

1994

- B-1 Val St. Germain, OL, McGill
- 2-16 Jeremy Braitenback, WR, Saskatchewan
- 3-24 Ainsworth Morgan, WR, Toledo
- 3-28 Tim Tindale, RB, Western Ontario
- 4-32 Chris Harris, CB, Simon Fraser
- 5-38 Michael Cheevers, LB, Wilfrid Laurier
- 6-48 Geoff Nichol, LB, Colgate

1993

- 2-12 P.J. Martin, FB, Wilfrid Laurier
- 3-20 Ara Ishkanian, DE, Cal State-Fullerton
- 4-23 Frank Yeboah-Kodie, CB, Penn State
- 4-28 Gavin Palmer, LB, Boston
- 4-29 Sean Grayson, TE, Virginia Tech
- 5-36 Richard Fischer, DE, Toronto
- 6-44 Tony D'Agostino, RB, McMaster
- 7-52 Eric Dell, DT, Queen's

1992

- 2-9 Joey Jauch, WR, North Carolina
- 3-17 Frank Santorelli, LB, Simon Fraser
- 3-22 Glen Young, LB, Syracuse
- 4-25 Rawle Bynoe, DB, Louisville
- 5-33 Jim Gianakopoulos, DE, Colgate
- 6-41 Brian Johnson, LB, St. Mary's
- 7-49 Rickey Henderson, OT, Manitoba
- 8-57 Andrew Fairbairn, WR, Carleton

1991

- 1-1 Nick Mazzoli, WR, Simon Fraser
- 2-10 Mike Jovanovich, OT, Boston College
- 3-17 Lubo Zizakovic, DL, Maryland
- 5-32 Cal Duncan, OL, British Columbia
- 6-41 Clark Taton, DE, Akron
- 7-49 Roger Henning, DB, British Columbia
- 8-57 Francois Belanger, T, McGill

1990

- 1-7 Mark Dennis, LB, Central Michigan
- 3-23 Richard Nurse, WR, Canisius College
- 4-31 Kevin King, DB, Simon Fraser
- 5-39 Scott Douglas, OT, Western Ontario
- 6-47 John Monaco, SB, Canisius College
- 7-55 Jeff Martens, OL, Alberta
- 8-63 Mike Raymond, FB, York

1989

- 2-11 Curtis Bell, WR, Washington
- 2-12 Earnie Schramayr, FB, Purdue
- 3-19 Wayne Drinkwalter, LB, Thunder Bay Giants
- 4-27 Mark Brus, RB, Tulsa
- 5-35 Steve Blyth, DT, San Diego State
- 6-43 Sam Loucks, FB, McMaster
- 7-51 Pete Buchanan, LB, Nebraska
- 8-59 Bill Scollard, P, St. Mary's

1988

- 2-11 Tim Lorenz, DE, Cal State - Long Beach
- 3-19 Shawn Daniels, FB, Bowling Green
- 4-27 Burt Cummings, WR, North Dakota
- 5-35 Jeff MacDonald, DB, New Mexico
- 6-43 John Yach, LB, Queen's
- 7-51 Bob Frenkel, NG, Arizona State
- 8-59 Michael Carrier, RB, Western Kentucky

1987

- 1-9 Joe Germain, WR, Simon Fraser
- 3-27 Lou Godry, OT, Guelph
- 5-45 Bill McIntrye, WR, St. Francis Xavier
- 6-54 Joe Fortune, DE, Concordia
- 7-63 Sean Guy, DT, Purdue
- 8-72 Greg Doren, C, Nevada-Reno

1986

- 1-8 Jeff Watson, WR, Guelph
- 3-26 Greg Reynard, DL, Western Montana
- 4-35 Rick Lococo, C, York
- 5-44 Peter Curwin, DE, St. Mary's
- 6-53 Mike Jellema, LB, Simon Fraser
- 7-62 Steve Pozzobon, DE, Cornell
- 8-71 Paul Clantney, DB, McMaster

1985

- 1-8 Jed Tommy, RB, Guelph
- 2-17 Lance Thompson, LB, Carleton
- 3-36 Dale Sanderson, C, Tennessee
- 5-44 Glenn Miller, SB, McGill
- 6-53 Lance Harry, G, Concordia
- 7-62 John Lepore, RB, Guelph
- 8-71 Brian Bone, WR, Western Ontario
- 9-80 Shawn McKinnon, LB, McMaster

CLUB DIRECTORY

VETERAN PLAYERS

FIRST YEAR PLAYERS

GAME RECAP

RECORDS

HISTORY

ALL-TIME ROSTER

CLUB DIRECTORY

VETERAN PLAYERS

FIRST YEAR PLAYERS

GAME RECAP

RECORDS

HISTORY

A's

Abofs, Henry	'74	28	RB
Achzinger, Harvey	'57	62	T
Ackrod, Steve	'78-79	27	WR
Adams, Darrell	'07-09	97	DT/DL
Adams, David	'89-90	4	RB
Adams, Stefon	'95	39	DB
Ahlin, Jerry	'69	60	LB
Aidoo, Kojo	'04-06	25	DB
Akins, Tony	'99-'03	81	WR/SB
Alapa, Clifton	'78	79	DE
Aldridge, Allen Ray	'70	78	LB
Aldridge, Dick	'74	37	OLB
Aldridge, Melvin	'97	37	OLB
Alexander, Bob	'56		C
Alexander, Curtis	'02-03	32	RB
Alexandre, Steve	'02-'03	78	DE
Alford, Ted	'97	80	WR
Alipate, Tuineau	'77-78	91	LB
Allard-Cameus, Guillaume	'09	34	RB
Allemang, Marv	'77-78, '82-86	63	C/DE
Allen, Damon	'92	9	QB
Allen, Vince	'78	16	RB
Alston, Richard	'07	85	WR
Alvisatos, George	'62	55	D-G
Amerson, Archie	'97-05	9	SB/RB
Anderson, Dwight	'07	20	DB
Anderson, Jerry	'80-81	17	DB
Anderson, Max	'71	29	RB
Anderson, Thyron	'07	81	WR
Andrews, Romel	'86-87,'90-94	93	DL
Andrusyshyn, Zenon	'79	4	P/K
Andrysiak, Terry	'88-90	5	QB
Anthony, Cornelius	'08	48	LB
Anthony, Mel	'65	23	FB
Arceneaux, Anthony	'07	8	WR
Armour, Jojuan	'06-07	32	LB
Armstead, Jason	'07	88	WR
Armstrong, Bill	'77-78	15	DB
Armstrong, Quincey	'53	45	ILB
Arnett, George	'54-57	46	OT
Arnold, David	'92	50	LB
Arp, Jeff	'82-85	53	OL
Atamian, John	'65	58	DG
Atogwe, Imokhai	'05-06	22	DB



ALL-TIME ROSTER

Aull, Mell	'50-51	35	END
Autry, John	'64	56	G
Aynsley, Brock	'78-80	19	RB

B's

Baggs, Stevie	'10-11	55	DE
Bagwell, Antoine	'07	35	RB
Bailey, Alvin	'87-88	29	DB
Bailey, David	'91-93	94	DE
Bailey, David	'97	63	T
Bailey, Hassan	'94-95	35/7	LB
Bailey, Larry	'76	51	DL
Bailey, Ralph	'53	81	OHB
Bailey, Tony	'94-96	78	DE
Baird, Adrian	'09	77	DL
Baker, Art	'63-66	25	RB
Baker, John	'71-72	71	DL
Baker, Jon Rae	'91	59	DL
Baker, Keith	'81-84	1	WR
Baker, Steve	'04	16	K
Bakker, Tim	'04-05	52	OL
Baldwin, Alton	'52-53	89	END
Ball, Chris	'05	45	LB
Ball, David	'09	18	WR
Balonick, Paul	'60	45/42	OC
Bankhead, Todd	'00	5	QB
Banks, Bill	'79	47	LB
Barker, Dylan	'08-11	20	DB
Barker, Mike	'83-84	66	DT
Barnes, Reggie	'94	19	RB
Barrenechea, Agustin	'03-07,'09-11	39	LB
Barrow, Greg	'81	57	OL
Barrow, John	'57-70	61	DT
Battle, Charlie	'75	42	LB
Battle, Jemonte	'04-05	28	DB
Bartolini, Ralph	'50-51	62	OLB/FB
Bass, Danny	'78-79	55	DL
Bastaja, Nick	'75-76	63	OT
Bates, Steve	'92-94	92	DE
Battle, Charlie	'75	42	LB
Bauer, Walter	'76-77	74	TE
Bauman, Chris	'07-10	87	WR
Bawel, Ray	'57	72	DHB
Bayne, Chris	03	28	DB
Beach, Walter	'60	16	HB

CLUB DIRECTORY

VETERAN PLAYERS

FIRST YEAR PLAYERS

GAME RECAP

RECORDS

HISTORY

ALL-TIME ROSTER

CLUB DIRECTORY

VETERAN PLAYERS

FIRST YEAR PLAYERS

GAME RECAP

RECORDS

HISTORY

Beamer, Tim	'73	19	RB
Bean, Dwain	'64		FB
Beattie, Don	'52-53	72	DE
Beauchamp, Tim	'01	95	DE
Beavers, Darrell	'93-94	41	LB
Becker, Joel	'00	92	DL
Becton, Jessie	'95	32	LB
Bekasiak, J.P.	'07-08	96/68	DL/OL
Belanger, Francois	'91-92	60	OT
Bell, Bob	'75	21	WR
Bell, Ed	'59	77	LB
Belli, Adriano	'04-06	78	DT
Bender, Walter	'86	34	RB
Bennett, Paul	'84-87	27	DB
Bennett, Pete	'60	62	T
Berezowski, Bill	'53	46	ILB
Berryman, Tim	'77	39	LB
Bess, Gerald	'81-86	14	DB
Beswick, Marc	'09-11	3	DB
Bethea, Willie	'63-70	16	HB
Beutjer, Jon	'05	7	QB
Bevan, Ed	'50-59	51	OG/DT
Beveridge, Bob	'99-00	61	G
Beveridge, Sandy	'03-10	19/37	DB
Bibbs, Ezil	'74-75	61	DT
Bighead, Jack	'56		OE
Billups, Terry	'01	5	DB
Bischoff, Paul	'55	70	OLB
Bishop, Richard	'74-75	54	DT
Black, Greg	'96	68	G/T
Blair, Jack	'78-81	41	LB
Blake, John	'81	2/79	OL
Blanchard, Jeff	'82	75	LB
Blanton, Jerry	'78	78	DE/LB
Blum, Mike	'71-72	70	LB
Bobo, Hubert	'58	84	FB
Boden, Josh	'08	80	WR
Bolden, Demonte	'09-10	90	DE
Boltus, Jason	'09-11	16	QB
Bonk, John	'72-73	48	LB
Boone, David	'76	65	DE
Boreham, Jamie	'04-06	17/30	K
Boris, Tom	'64	30	HB
Botterill, Michael	'08	54	LB
Boudreau, Reg	'79	16	RB



ALL-TIME ROSTER

Bovair, Dan	'77-78	19	DB
Bower, Jim	'56		
Bowles, Randy	'01-02	35	FB
Bowman, Don	'77-78	29	END
Boydston, Max	'59		END
Bradley, Jykine	'05-10	11/31	DB
Brady, Marcus	'04-05	8	QB
Brady, Pat	'83-87	51	OL
Bragagnolo, Mark	'81-84	22	RB
Brame, Larry	'73-74,'77	47	LB
Bray, Charlie	'76	67	OL
Brazzell, Chris	'05	6	WR
Breedlove, Dimitrius	'04	88	WR
Brenner, Al	'71-74	25	DB
Brewer, Ron	'67	35	LB
Bridges, Cory	'98	6	WR
Bridges, Harold	'74	57	DE
Britton, Eddie	'96	11	WR
Britts, Sam	'76-78	47	LB
Broadway, Rod	'78	60	DE
Brock, Dieter	'83-84	5	QB
Brodrowski, Dennis	'68	60	DT
Brooks, Bobby	'06	55	LB
Brooks, Kevin	'00	21	CB
Brown, Buster	'51-52	42	OG
Brown, Charlie	'69	20	DB
Brown, Darcy	'09-11	24	WR
Brown, Dick	'50-54	83	LB/HB
Brown, Elton	'76	69	DE
Brown, Gary	'00-02	67	OT/G
Brown, Hardy	'56		LB
Brown, Isaac	'09-11	36	LB
Brown, Ivan	'11	47	DE
Brown, Jeff	'98	31	DB
Brown, Steve	'91	18	WR
Brown, Tim	'95-96	52	LB
Brown, Willie	'97	7	RB
Browne, Less	'84-88	15	DB
Brumfield, Claude	'71	64	OL
Bruce, Arland	'09-11	1	WR
Brune, Larry	'76-77	30	DB
Brus, Mark	'91	16	FB
Bryans, Ian	'76	70	LB
Bryant, Lamont	'02-03	53	DE
Buchanan, Dave	'71-72	20	RB

CLUB DIRECTORY

VETERAN PLAYERS

FIRST YEAR PLAYERS

GAME RECAP

RECORDS

HISTORY

ALL-TIME ROSTER

CLUB DIRECTORY

VETERAN PLAYERS

FIRST YEAR PLAYERS

GAME RECAP

RECORDS

HISTORY

Buchanan, Ed	'69-70	24	RB
Buchanan, Peter	'89-90	41	LB
Burbage, Cornell	'93-94	89	WR
Burnell, Chris	'05	27	RB
Burgos, Joe	'97	64	T
Buley, Ecomet	'81	74	DL
Burns, Chris	'98-01	55	G
Burton, Maurice	'81	25	DB
Bushey, Paul	'91-94	33	
Butler, Duane	'01-03	41/25	DB
Butler, Larry	'76-79	68	OG
Bynum, Reggie	'89	81	WR
C's			
Cafazzo, Lou	'94-96	58	DT
Caleb, Jamie	'62-63	30	FB
Calhoun, Charlie	'64	28	HB
Calvillo, Anthony	'95-97	13	QB
Campbell, George	'74-75	17	DB
Campbell, Joe	'91	45	DL
Campbell, Joe	'94	5	RB
Campbell, Michael	'91	98	DL
Campbell, Mike '	95-97;'99	98	DT
Campbell, Milt	'58	84	DHB/HB
Cannavino, Joe	'63	20	LB
Caraway, Don	'61	44	G
Carlson, Zac	'09	55	OL
Carpenter, Jack	'50-51	44	OT/DT
Carr, Brad	'80	38	LB
Carruthers, Joe	'62	56	D-G
Carruthers, Ryan	'99	88	SB
Carter, Donnavan	'04-05	2	LB
Carter, Eric	'94-95	2	DB
Carter, Kent	'76-78	41	LB
Carter, M.L .	'82	29	DB
Carter, Matt	'09-11	85	WR
Carter, Yannick	'09-11	48	LB
Carteri, Carmelo	'81-82	47	LB
Cartwright, Rico	'91-92	83/20	WR/CB
Cassata, Rick	'76	6	QB
Castello, Keith	'88-89	30	LB
Catan, Pete	'87	60	DL
Catchings, Tony	'88	40	DE
Cates, Larry	'79	35	DB
Caulley, Terry	'07-09	30	RB
Caver, Quinton	'07	91	DE



ALL-TIME ROSTER

Cavil, Kwame	'06	88	WR
Cavka, Marko	'07-08	60	OL
Cawley, Mike	'97-98	14/5	QB
Celeri, Bob	'52-53	94	QB
Ceppetelli, Gene	'63-67	52	OL
Chahine, Samir	'02-03	41	OL
Chalmers, Mark	'75	78	DE
Chalupka, Ed	'70-76	58	OG
Champion, Tony	'85-92	87	WR
Chang, Timmy	'07-08	7	QB
Chandler, Len	'58-60	80	OHB
Chapdelaine, Jacques	'87-89	85	SB
Cheatwood, Tim	'02-06	71/49	DE
Cheron, Pascal	'00-04, '06-07	50/66	OL
Chiarot, Gordon	'57	51	G/LB
Christian, Gord	'67-72	72	OE
Christopher, Mike	'58	79	END
Cimba, John	'64-67	23	LB
Clare, Louis	'73-75,'79-81	31	LB
Claridge, Travis	'05	57	OL
Clark, Ernie	'69	71	OE
Clark, Gail	'76	34	LB
Clark, Jamara	'03	1	CB
Clark, Ken	'75-78	13	WR/PT
Clark, Matt	'06-07	16	DB
Clark, Ray	'79	13/2	DB
Clark, Sedric	02-03	57	DE
Clarke, Dave	'72	15	DB
Clarkson, Frantz	'04	22	DB
Clarkson, Ross	'80	21	WR
Clemens, Ed	'55	60	T
Clements, Tom	'79,'81-83	2	QB
Cobb, Chris	'80	30	RB
Cobb, DeAndrea	'09-10	14	RB
Cobb, Keith	'99	17	CB
Cobourne, Avon	'11	22	RB
Cockerham, Steve	'78	49	LB
Cody, Mac	'96	10	SB
Cody, Tay	'05-07	4	DB
Coe, Scott	'02-03	45/56	LB
Coffey, Tommy Joe	'67-72,'	75	OE/PK
Cofield, Tim	'93-94	55	DE
Coflin, Mark	'79-82	51	OC
Cohee, Dick	'64-68	24	O-DHB
Cohen, Eddie	'08	83	WR
Collie, Scott	'83-85	25	SB

CLUB DIRECTORY

VETERAN PLAYERS

FIRST YEAR PLAYERS

GAME RECAP

RECORDS

HISTORY

ALL-TIME ROSTER

Collier, Anthony	'06-07	97	DE
Collins, Doug	'75	66	OT
Collins, Merv	'79-82	55	OG
Collins, Milt	'11	31	DB
Collins, Ray	'55	75	DT
Collins, Tory	'08	98	DL
Colizza, Vince	'51-52	42	T
Colwell, Phil	'80-81	35	RB
Comiskey, Dan	'05	67	OL
Congdon, Jason	'05	31	LB
Conley, Steve	'73	37	HB
Connor, Ted	'55	64	T
Cook, Damion	'06-07	65	OL
Cook, Don	'61	56	T
Cook, Lewis	'76	12	RB-OB
Cooper, Floyd	'50-52	61	OLB
Cooper, Fred	'75	39	DB
Cooper, Sheldon	'91	33	FB
Corbin, Darrell	'88-90	38	LB
Corley, David Jr.	'03	8	QB
Cosentino, Frank	'60-66	11	QB
Cotton, James	'05-06	99	DE
Cotton, Marcus	'94-95	50	DE
Coulter, Carl	'98-04	51	C
Counts, Johnny	'64-65	25	OHB
Covington, Grover	'81-91	77	DE
Cox, Renard	'04-07	24	RB
Crafts, Jerry	'02	69	OL
Craig, Angelo	'11	91	DL
Craig, Darryl	'77	66	OG
Craiggs, Tyson	'08	51	LB
Cranmer, Dave	'73	33	RB
Crawford, Rufus	'79-85	24	RB
Crennel, Carl	'80	55	LB
Crespina, Keita	'95	5	DB
Crifo, Rob	'96	79	SB
Crisson, Stan	'64-65	23	OE
Crittendon, Jack	'56		END
Cromartie, Keaton	'99-00	52	DE
Crooker, Alf	'50-52	63	HB
Croonen, Jeff	'91	99	DL
Cross, Bob	'53	60	OT
Cummins, Jeff	'98-00	99	DT
Cunningham, Troy	'05-06	96	DL
Curcillo, Tony	'56-58,'60	99	I LB/QB
Cureton, Hardiman	'60-64	51	G/LB



ALL-TIME ROSTER

Currie, Airese	'09	2	WR
Currie, Andy	'74	69	DT
Currie, Jason	'03-04	13	K
Curry, Nate	'07	84	WR
Custis, Bernie	'51-54	99	OHB/QB
Cyncar, Marco	'80	25	WR

D's

Danjean, Ernie	'59-60	54	LB
Danychuk, Bill	'64-75	22	OG
Darch, Art	'52-57	52	OG
Datrice, Jim	'75	21	RB
Davidson, Linden	'79-80	79/64	DL
Davies, Doug	'88;95-97	55	C/G
Davis, Anthony	'06-07	5	RB
Davis, Chris	'08-09	15	WR
Davis, Gerald	'08	63	OL
Davis, Jack	'57	66	OG/DE
Davis, James	'56		G
Davis, Jerome	'07	59	OT
Davis, Larry	'03	88	WR
Davis, Marvin	'78	62	DE
Davis, Roy	'68-69	71	LB
Davis, Troy	'01-03	32	RB
Davis, Tyree	'03	84	WR
Dawson, Bob	'53-59	89	DHB/QB
Dawson, Bobby	'90-94	27	DB
DeAngelis, Sandro	'10	4	K
DeMarchie, Bryan	'70	28	DB-B
Dennis, Jerome	'10-11	27	DHB
DeNobile, Geno	'56-64	55	OG
Denson, Brandon	'11	42	LB
DeRatt, Jimmy	'76	17	RB
Dekker, Paul	'56-62	75	OE
Delgado, Sir James	'07	21	DB
Dempsey, Frank	'54-55	66	ILB
Dennis, Mark	'90-93	49	LB
Derks, Mike	'85-90	68	OT
Dersch, Doug	'71-72	54	LB
Dewit, Mark	'10-11	53	G
Dicken, Billy	'00	12	QB
Dickerson, Kori	'07-08	0	FB/DE
DiFrancesco, Louie	'50-52	34	OG
DiPietro, Rocky	'78-91	23	SB
DiSabatino, Martin	'84	55	OL
Dilks, Frank	'52-53	95	BACK

CLUB DIRECTORY

VETERAN PLAYERS

FIRST YEAR PLAYERS

GAME RECAP

RECORDS

HISTORY

ALL-TIME ROSTER

Dillon, Todd	'88-94	10	QB
Dimmick, Tom	'57		
Dinnall, Dave	'92-94	12	RB
Dittman, Seth	'98-01	64	OT
Dixon, David	'06	36	LB
Dixon, Titus	'94	8	WR
Dobbs, Glen	'54	94	QB
Dodds, Jimmy	'54	85	BACK
Doehia, George	'79	53	DL
Dombrowski, Ken	'77	58	DB
Donaldson, Gene	'56		OG
Donley, Pat	'77	59	DE
Donnelly, Brian	'74	16	DB
Donnelly, Ryan	'02-07	64	OL
Dorsey, Larry	'79	20	DB
Dosant, Al	'79-80	33	DB
Doss, Billy James	'69-70	78	DE
Douglas, David	'75	66	DT
Douglas, Scott	'91-94	57	OG
Dubinetz, Greg	'80	68	OL
Dublinski, Tom	'59,'61	9	QB
Duda, Paul	'65	20/21	HB
Dulmage, Dan	'73-74	67	DT
Dunbrack, Roger	'05-07	70	DL
Dunigan, Matt	'96	16	QB
Dunlap, Jake	'52	60	T
Dyakowski, Peter	'07-11	97/67	OL

E's

Eakin, Kevin	'05-06	12	QB
Ealey, Chuck	'72-74	16	QB
Eaglin, Greg	'93-94,'96	13/28	CB
Easley, Dave	'73-76	19	DB
Easterly, Dick	'62-64	20	OHB
Ebell, Tyler	'09	15	RB
Eben, Mike	'77	9	WR
Echols, Mike	'06	22	DB
Eckman, John	'69-70	12	QB
Eckstein, Dan	'69	20	DB
Edwards, Jimmy	'76-78	20	RB
Eilers, Buddy Joe	'66	56	DE
Elberg, Brad '	94-96	22	RB
Elias, Louis	'58	89	HB
Ellis, Dunc	'52-54	66	T
Elser, Gord	'84	76	LB
Embray, Keith	'95-96	96	DE



ALL-TIME ROSTER

English, Andrew	'02-03	87	WR
Ervin, Corris	'91-94	4	CB
Estell, Richard	'88-90	89	WR
Etter, Bill	'73-75	10	QB
Ettinger, Red	'54	55	ILB
Evans, Bart	'76-79	54	OG
Evans, Neil	'83	33	DB
Evanshen, Terry	'74-77	25	WR
Evraire, Ken	'90-94,'97	17	SB
Exume, Kyle	'11	35	RB
Ezerins, Leo	'83-87	72	LB

F's

Fabi, Randy	'90	73	SB
Facendi, Stan	'56		
Faggan, Derek	'83	57	OL
Fairbanks, Lloyd	'87-88	62	OL
Faloney, Bernie	'57-64	92	QB
Fatafehi, Mario	'06	90	DT
Fedosoff, John	'55-57	83	HB/DHB
Fells, Willie	'00	40	LB
Ferguson, Ken	'72-75	52	OC
Fernandez, Sam	'62	25	DB
Fields, Haven	'02	58	LB
Fields, Howard	'81-88	16	DB
Fields, Jeff	'91-94	95	DT
Filice, Fabio	'05-06	60	OL
Finch, Lonnie	'93	15	DB
Finn, Devon	'04	90	DT
Finlay, Barry	'77	28	DB
Fish, Reggie	'10	83	WR
Fitzpatrick, Larry	'01-03	98	DT
Fitzhugh, Shannon	'07	25	DB
Fisher, Stephen	'02 -03	22	DB
Flagel, Scott	'88-89	14	DB
Fleetwood, Marquel	'97	10	QB
Fleischer, Tim	'98-99	95	DE
Fleming, Dave	'65-74	21	RB/DHB
Fleming, Iain	'05-06	81	SB
Fleming, Pat	'06	6	P
Flick, DJ	'04-06	82	WR
Flippin, Bob	'54	81	HB
Floyd, Gonzalo	'96-02	90	DE
Floyd, Otis	'09-10	35	LB
Flutie, Darren	98-02	82	SB
Foggie, Rickey	'97	12	QB

CLUB DIRECTORY

VETERAN PLAYERS

FIRST YEAR PLAYERS

GAME RECAP

RECORDS

HISTORY

ALL-TIME ROSTER

Forbes, Maurice	'11	99	DT
Ford, Ken	'88	41	LB
Forde, Duane	'01-02	37	FB
Forwick, Ron	'75	67	DE
Foster, Ken	'56		LB/E
Fournier, Samuel	'10	38	FB
Fowler, Carlos	'95	91	DT
Fowlkes, DaVon	'06	87	WR
Francis, Daniel	'11	19	DB
Francis, Ross	'81-84	54	OL
Fraser, Cam	'51-61,'69	71	K
Fraser, Jim	'59	45	OL/LB
Freeman, Mace	'99-02	29	SB/WR
French, Benjamin	'00	57	OT
French, Jason	'07-08	15	WR
Fulton, Ed	'80-82	59	OT

G's

Gabler, Wally	'70-72	11	QB
Gabriel, Tony	'71-74	77	TE
Gagne-Marcoux, Cedric	'07-09	53	OL
Gaincanelli, Harold	'58	87	FLY/W
Gaines, Kevin	'96	24	DB
Gaiters, Bob	'64	20	HB
Gales, Peter	'82-85	12	QB
Gans, Donovan	'96	35	DE
Gantt, Jerome	'72-74	64	OT
Gardner, Talman	'07	83	WR
Gargarelo, Len	'61	17	BACK
Garrigus, Carl	'55	94	QB
Garside, Bob	'53-54	84	OLB
Gary, Greg	'83-86	41	LB
Gataveckas, Ed	'81-90	39	LB
Gaudaur, Jake	'50-51,'53	22	C/I LB
Gause, George	'07	94	DL
Gauthier, Alexandre	'09-10	66	OL
Gauthier, Phillip	'06-07	22	S
Gelley, Steve	'76-77	33	DB
Gendron, Gerald	'68	76	DE
George, Ed	'79-80	65	OL
George, Chris	'98	80	SB
Gerhart, Tom	'96	45	LB
German, Rae	'65	29	FB/LB
Getzlaf, Chris	'07	89	SB
Gibbs, Jeremy	'10	72	DT
Gibbs, Rick	'67	34	HB



ALL-TIME ROSTER

Gibson, Spider	'51	77	OE
Giftopoulos, Pete	'88-95	90/62	LB/OT
Gilchrist, Cookie	'56-57	85	RB
Gilchrist, George	'56		ILB
Gilliam, Dondre	'04-05	84	WR
Gisborn, Peter	'94	63	G
Glanton, Ronnie	'89-90	62	DT
Glasper, Ryan	'07-08	8	DB/LB
Glavic, Sasha	'07-09	47	DB/LB
Glenn, Kevin	'09-11	5	QB
Gohier, Paul	'83	62	OG
Goldston, Ralph	'56-64	88/21	DB/RB
Golic, Robert	'56-57	67	END
Gonzaler, Vincent	'56		OHB
Gonzalez, Pete	'02-03	1	QB
Goodspeed, Dan	'09	64	OT
Gordon, Curtis	'95	84	WR
Gordon, Lawrence	'06-09	29	DB
Gordon, Scott	'06	26	S
Gordon, Sonny	'89-90	18	DB
Gourgues, Carl	'06	56	OL
Gorrell, Miles	'85-91,'96	66	OT
Goss, Jason	'04-06	21/27	CB
Gossage, Gene	'63-64	63	G
Graffi, Dave	'81-86	32	FB
Graffi, Mike	'84	30	LB
Graham, Bill	'53,'57-60	83	HB
Graham, Randy	'78-80	14	DB
Grambau, Fred	'73-74	63	DE
Grant, Bakari	'11	84	WR
Grant, Corey	'99-01, '09	2/8	WR
Grant, Donnohue	'88-89	7	DB
Grant, Karim	'02-03	92	DE
Grant, Marcus	'96	83	WR
Grant, Steve	'95	94	DT
Grant, Terry	'11	21	RB
Grant, Tommy	'56-68	18	RB/FL
Graves, Marvin	'96	13	QB
Graves, Obie	'80,'82	3	RB
Gray, Doug	'51-52	67	DHB
Green, David	'81	26	FB
Green, Dexter	'79	24	RB
Gregus, Bill	'50	65	FB
Greves, George	'74	12	QB
Grevious, Arnold	'88	2 0	DB
Grier, Derek	'95-98	20/37	CB

CLUB DIRECTORY

VETERAN PLAYERS

FIRST YEAR PLAYERS

GAME RECAP

RECORDS

HISTORY

ALL-TIME ROSTER

Griffiths, Richard	'75	76	LB
Grigg, Andrew	'95-02	89	WR
Grimes, Bill	'52-53	85	BACK
Grimsrud, Lloyd	'76	61	DT
Guess, Terry	'97	88	WR

H's

Hack, Dave	'96,'98-05	63/68	OT
Hackney, Cam	'80	78	LB
Hadden, Dave	'78	21	RB
Hage, Marwan	'04-11	62	OL
Haggard, Mike	'74	76	WR
Hagins, Joe	'99-00	15	LB
Hail, Jim	'56		
Hairston, Samuel	'95-96	92	DE
Haley, Dennis	'09	43	LB
Hall, Kalin	'95	24	RB
Hall, Mark	'92	70	DT
Halsall, Randy	'79	78	DL
Hamilton, Bob	'73	6	TE
Hamilton, Brandon	'01-03	31	CB
Hamilton, Kelly	'83-84	38	LB
Hamilton, Marshall	'84	24	DB
Hand, Ted	'75	59	OT
Hansen, Barrie	'67-69	28	DHB
Hapes, Merle	'53-54	84	FB
Harden, Michael	'07	23	LB
Hargrave, James	'10	58	LB
Harle, Darrell	'89-94	63/65	OG/C
Haroon, Idris	'01-02	91	DE
Harper, Nicholas	'00	4	CB
Harris, Bob	'80	62	OL
Harris, Cooper	'97-99	38	LB
Harris, Jamie	'90	75	WR
Harris, Jim	'77-78		DB
Harris, Joe	'75-76	45	LB
Harris, Mike	'76-77	7	RB
Harrison, Bill	'76-79	36	RB
Harrod, Rob	'03	80	WR
Hart, Roy	'93	61/75	DT
Harvey, John	'77		RB
Hatanaka, Bill	'79	10	WR
Haugabrook, Sidney	'05	16	DB
Hawkrigg, Mel	'52	81	HB
Hazard, Manny	'95-96	81/80	SB
Heard, Herman	'91	22	RB



ALL-TIME ROSTER

Heath, Rodney	'04	11	CB
Heath, Stan	'50	97	QB
Hebert, Kyries	'10	21	DB
Hecker, Norb	'58	70	OE
Heighton, Jim	'79-80	58	DL
Hemmingway, Byron	'77-78	45	LB
Henderson, Hazen	'82	24	DB
Henderson, Zac	'78-79	34	DB
Henley, Garney	'60-75	26	DB/WR
Hennig, Roger	'92-95	15/29/4	DB
Henry, Bill	'89-90,'93	60/63	OG
Henry, Roy	'78	11	QB
Henry, Tommy	'99	6	DB
Hentschell, York	'81	62	OL
Heyward, William	'10	23	DB
Hickman, Justin	'09-11	95	DE
Hickman, Larry	'61-62	30	FB
Hicks, Emery	'71-72	47	LB
Hicks, Harold	'89	8	CB
Hicks, Richard	'76	67	OT
Hilk, Brian	'91	44	LB
Hill, Kahlil	'05-06	87	WR
Hill, Lonzell	'92-94	88	WR
Hinds, Ryan	'10-11	34	DB
Hinesley, Jim	'57	76	END
Hipsz, Tom	'01-02	97	DT
Hirsch, Buckets	'52	44	ILB
Hitchcock, Rob	'95-06	42	S
Hmiel, Steve	'60,'63-66	73	BACK
Hobart, Ken	'85-87	4	QB
Hodges, Howard	'07	93	DL
Hoerster, Ed	'64-65	66	LB
Hohman, Jon	'67-73	57	G
Holland, Bruce	'78	61	DL
Holland, John	'79-80	73	WR
Holliday, Marcus	'97	31	FB
Holmes, Corey	'06-07	3	RB
Holsey, Bernard	'06	91	DT
Honey, Ray	'80	63	OL
Hood, John	'92-94	38/24	RB
Hood, Jonathan	'10-11	41	LB
Hook, Tim	'84	68	OL
Hopkins, Andy	'73-75	20	RB
Horton, Jeff	'96	21	CB
Hovey, Jim	'75	70	LB
Howard, Bill	'83-84	60	OC

CLUB DIRECTORY

VETERAN PLAYERS

FIRST YEAR PLAYERS

GAME RECAP

RECORDS

HISTORY

ALL-TIME ROSTER

Howard, Peter	'60	77/94	E/QB
Howell, Ron	'55,'57-62	82	FLY.WING
Huber, Max	'71	64	OL
Huclack, Dan	'86-87	30	FB
Hudspeth, Bob	'71	60	OL
Hudson, George	'06-10	52	OL/C
Huff, Ben	'01	99	DT
Hughes, Jim	'57-58	45	LB
Husband, Cody	'11	57	OL
Hutchings, Brian	'89	53	OT
Hyland, David	'11	27	DB

I's

Ilesic, Hank	'95	8	P
Inabinet, B.C.	'56		OT
Ince, Eric	'07	57	OL
Infante, Larry	'63	25	HB
Ingram, Ron	'85-86,'88	75	WR
Inskeep, Gary	'71-73	65	DE
Ireland, Terry	'68	60	D-T
Ito, Jeremy	'09	37	K
Irvine, John	'56	1	LB
Irwin, Al	'70	73	OE
Ivory, Clifford	'00-01	13	DB

J's

Jackson, Curtis	'99	87	WR
Jackson, Earnest	'08	84	WR
Jackson, Howard	'05	6	RB
Jackson, Jamacia	'07	6	LB
Jackson, Steve	'84-89	74	SB/RB
Jackson, Tim	'91-94	40	DB
Jambrosic, Nick	'77-78	3	PK
James, Drisan	'09-10	11	WR
James, Poncho	'85	1	RB
James, Shannon	'10	37	LB
Janes, Jerry	'60	77	END
Jarus, Bob	'60-61	19	FB
Jauch, Jim	'92-93	2	DB
Jauch, Joey	'92-94	5	SB
Jayoussi, Tarek	'98	17	SB
Jenkins, Homer	'56		DB
Jenkins, Walter	'56		OHB
Jenkins, Ventrell	'11	96	DT
Jensen, Craig	'77	22	DB
Jessamy, Charles	'75	32	RB



ALL-TIME ROSTER

Jett, DeWayne	'84	7	WR
Jimenez, Jason	'10-11	60	OT
Johnson, Belton	'10-11	56	OT
Johnson, Jamall	'09-11	28	LB
Johnson, Jeff	'87	18	RB
Johnson, Jeff	'00-01	33	RB
Johnson, Johnny	'97	11	QB
Johnson, Paul	'70-71	20	BACK
Johnson, Ron	'81-84	73	WR
Jonas, Don	'74	7	QB
Joncas, Jean-Francois	'03/'03-04	52/58	C/OL
Jones, Bob	'52-53	79	END
Jones, Chris	'96	25	WR
Jones, Eary	'79	62	DL
Jones, Edgar	'50	99	FB
Jones, Gene	'59-60	72	END
Jones, Jimmie Lee	'76	22	RB
Jones, Jimmy	'76-78	10	QB
Jones, Johnnie	'87-88	24	RB
Jones, Khari	'05	17	QB
Jones, Kyle	'11	49	LB
Jones, Lee	'90	98	DL
Jones, Michael	'91	97	LB
Jordan, Stephen	'89-90	12	DB
Josue, Steve	'06	54	DE
Jourdain, Yonel	'97	33	RB
Jovanovich, Mike	'92-93	66/67	OL
Joyce, Jim	'60	17/60	HB
Juhasz, Mike	'00-01	87	SB
Jukes, Kyler	'06	68	OL
Jusdanis, Larry	'96	8	QB
Justin, Airabin	'04-06	20	DB

K's

Kaiser, Jason	'96-97	41/6	DB
Kalvaitis, Rick	'81	63	DL
Kania, Adam	'08	75	DL
Kanya, Nathan	'11	45	LB
Karcz, Zeno	'57-66	85/15	LB/HB
Karikari, Richard	'07	12	DB
Karpuk, Pete	'54	85	DHB
Kashama, Alain	'08	7	DL
Kashama, Hakeem	'04-05	95/96	DL
Kates, Jim	'71	46	DB
Kearns, Steve	'82-85	34	SB
Keeling, Jerry	'75	10	QB

CLUB DIRECTORY

VETERAN PLAYERS

FIRST YEAR PLAYERS

GAME RECAP

RECORDS

HISTORY

ALL-TIME ROSTER

Keith, Charlton	'07-08	55	DE
Keith, Kenton	'08-09	21	RB
Kelley, Bob	'58	44	ILB/C
Kelley, Jeremy	'11	11	WR
Kelly, Aaron	'11	81	WR
Kelly, Ellison	'60-70	54	OT/OG
Kelson, Derrick	'92-93	24	DB
Kerrigan, Mike	'86-91, 95-96	2/12/14	QB
Ketchum, Anthony	'87	73	WR
Kijek, Fred	'50-51	83	FLY WING
Kilrea, Ken	'60-64	12	FB
Kincaid, Blackie	'55	81	HB
Kinch, John	'77-78	27	RB
King, Franklin	'85	78	DL
Kirby, Montressa	'99	8	QB
Kirk, Matt	'09-11	93	DT
Kirkowski, Ted	'54		OC
Kitts, Doug	'76	32	DB
Klassen, Dale	'59-60	66	T
Knight, Lee	'87-97	25	FB/SB
Knowlton, Markeith	'08-11	25	DB
Knox, Bill	'78	24	DB
Knox, Kevin	'97	81	WR
Knox, Ronnie	'56		QB
Koller, Tom	'52		
Konopka, Rick	'77		
Kordic, Nick	'08	41	DB
Kornegay, Tad	'05	15	DB
Kosmos, Mark	'72-73	45	DB
Kovacs, Zollie	'55-57	54	G
Krahn, Gary	'77-78	59	OG
Krawczyk, John	'69	17	DHB
Krawczyk, Tom	'69	67	DE
Krebs, Hal	'57-58	52	G-LB
Krouse, Bob	'63-75	14	LB
Kruspe, John	'75	3	DHB
Kuchma, Rick	'79-80	74	WR
Kudaba, Tom	'76	51	OL
Kudryk, Peter	'72	50	DE
Kuklo, Joe	'82	21	DB
Kuntz, Bob	'62-66	32/33	HB/LB
Kusserow, Lou	'53-55	88	DHB/RB
Kuzyk, Gary	'73-74	70	SB
L's			
Labbett, Craig	'79-80	75	TE



ALL-TIME ROSTER

Lalicich, George	'60-61	55	DG
Lalonde, Roger	'67	67	T
Lamar, Jason	'01	36	LB
Lamar, Jason	'04	44	LB
Lamb, Mack	'70	22	DB
Lambert, Paul	'01-02	65	G/C
Lamberth, Auburn	'52-53	88	QB
Lampman, Harry	'57-59	73	OE
Lancaster, Sacha	'08	55	DL
Landry, Doug	'87	44	LB
Lane, David	'75	16	DB
Lane, Greg	'95	14	CB
Langer, Bill	'74	57	OT
Lankster, Ellis	'10	24	DB
Lapointe, Eric	'99	5	RB
Lasse, Dick	'63	72	OE
Latimore, Marion	'74-75	68	OG
Laughton, Mal	'59	87	QB/LB
Law, Mike	'67	37	DHB
Lawrence, Jeremy	'05	56	DE
Lawson, Gord	'50	52	OE/DE
Lawson, Jerome	'69	22	DHB
LeHeup, John	'76	60	DL
Ledbetter, Cody	'98-01	11	QB
Lee, Harry	'57	44	G
Lee, Wayne	'83-87	17	SB
Lee, Orville	'92	22	RB
Lee, Terrance	'11	43	DB
Lehne, Terry	'83-88	37	DB
Lemmerman, Bruce	'80	7	QB
Lewis, Dominic	'08	91	DL
Lewis, Garry	'95-96	17	DB
Lewis, Johnny	'87-88	69	DL
Lewis, Leo	'80	29	WR
Lewis, Marcus	'08	95	DL
Lewis, Richard	'77		
Lewis, Will	'89	20	CB
Lezi, Gilles	'06	37	FB
Liggins, Granville	'78	51	DT
Lincoln, Dewey	'68	20	OHB
Lindsey, Kelvin	'84	33	RB
Linford, Paul	'75	64	DL
Lockington, Alec	'73	17	QB
Locklin, Billy Ray	'65-70	50	DE
Lofton, David	'07	26	LB
Logan, Tip	'51-54	73	OE

CLUB DIRECTORY

VETERAN PLAYERS

FIRST YEAR PLAYERS

GAME RECAP

RECORDS

HISTORY

ALL-TIME ROSTER

Logan, Tony	'91	89	WR
Long, Khari	'09-10	94	DL
Long, Ted	'96-97	5	SB
Lorenz, Tim	'88-91	64	DE
Lorenzo, Jim	'50	51	HB
Loria, Frank	'69	22	DB
Loucks, Sam	'89-90	32	FB
Louderback, Tom	'55	60	ILB
Love, Reggie	'98	4	CB
Lucas, David	'92	82	WR
Luft, Don	'56		DE
Lukas, Joe	'57	86	LB/RB
Lumsden, Jesse	'05-08	28	RB
Lumsden, Neil	'78-79	32	RB
Lunn, Harry	'60	17	DB
Lyszkiewicz, Leon	'84-86	64	DL

M's

Maas, Jason	'06-07	11	QB
MacCready, Derek	'99	79	DT
MacDonald, Bob	'50-52	68	DHB
MacDonald, Bob	'93	66	OL
MacDonald, Grant	'55	72	OE
MacDonald, John	'02-04	91	DL
MacDougall, Bill	'59	56	G
Mack, Gene	'77	76	LB
Mackay, Glenn	'10-11	15	WR
MacKenzie, Mike	'99	32	RB
MacLean, Al	'80	61	OL
MacPherson, Ian	'76	61	DL
Mackridges, Bill	'52	94	QB
Macon, Ed	'57-59	90	DHB
Maddox, Bob	'78	65	DE
Mahon, Pat	'94	67	G
Mahoney, Liam	'11	17	WR
Maich, Lonnie	'68-70	52	DE
Maines, Paul	'92	61	OT
Malinosky, John	'85-87	62	OL
Mallett, Jason	'98	21	DB
Manel, John	'69-71	10	QB
Manges, Mark	'79	18	QB
Mann, Maurice	'10-11	86	WR
Manning, Sean	'08	39	DB
Mariuz, Ray	'06-11	44	LB
Marler, Dave	'79-82	8	QB
Marof, Frank	'94-96	82	SB



ALL-TIME ROSTER

Marrone, Tony	'84	47	OL
Martin, Andrew	'95-96	27/85	SB/WR
Martin, Chris	'04-06	29	DB
Martin, P.J.	'93-94	31	FB
Martin, Ricky	'91	28	RB
Martin, Willie	'79-80	66	OL
Martinello, Marty	'65-66	65	MID.G
Martini, John	'77-79	42	LB
Matechuk, Jordan	'08-10	51	LB
Mathis, Dedric	'01-05	26	CB
Mathews, Claude	'82-83	79	DL
Matijacic, Tom	'02	93	DE
Mattingly, Randy	'76	7	QB
Mauldin, Joe	'94	16	QB
Maxwell, Vernon	'91-92	92	LB
Maynard, Don	'59		WR
Mays, Jermaine	'08	4	DB
Mazza, Vince	'50-54	75	OE/DE
Mazzoli, Nick	'91-93	80	SB
McAdoo, Derrick	'89-91,'95	19	RB
McAlonan, Dan	'96	35	RB
McCants, Darnerien	'07	85	WR
McClelland, Les	'54	64	OT
McClung, Willie	'62	65	OT
McColeman, Gord	'73	62	DT
McCorquindale, John	'80	20	RB
McCuaig, Scott	'09	91	DE
McCullough, Jason	'97	11	QB
McCurdy, Brian	'95	26	DB
McDaniel, Marquay	'09-11	6	WR
McDougall, Gerry	'57-61, 65-66	95	RB
McElroy, Bucky	'55	95	FB
McField, Daaron	'02	95	DL
McGee, Jack	'55	54	G
McGriggs, Lamar	'97-00	45	LB
McIntyre, Garrett	'09-10	71	DE
McIntyre, Mike	'82-84	26	DB
McKay, Orlando	'94	80	WR
McKay, Paul	'70-72	28	DB
McKay-Loescher, Nautyn	'07-08	9	DE/DL
McKee, Grant	'61-63	30	HB
McKee, Steve	'94-95	91	LB
McLaren, Bob	'76	42	LB
McManus, Danny	'98-05	14	QB
McMillan, Alfonso	'83	24	DB
McMillan, Jim	'75	12	QB

CLUB DIRECTORY

VETERAN PLAYERS

FIRST YEAR PLAYERS

GAME RECAP

RECORDS

HISTORY

ALL-TIME ROSTER

McNerney, Pat	'97	55	DL
McPhail, George	'52		HB
McPherson, Don	'91-93	16	QB
McTaggart, Jerry	'52	78	END
Means, Kelvin	'94-95	83	WR
Means, Loyce	'11	29	DB
Medford, Jody	'76	60	DL
Medlock, Justin	'11	7	K
Meeks, Ron	'77-78	17	DB
Merkerson, Ron	'02	40	LB
Metras, John	'64-65	24	OC
Michaluk, John	'66-69	46	OC/LB
Mihelic, Mike	'00-03	66	G
Miksa, Chet	'52-65,'68	76/46	OT/OC
Miles, Tony	'02, '08	13/2	WR
Miles, Worner	'84	56	OL
Miller, Allen	'64-68	35	DL
Miller, Fred	'56		OT
Miller, Ron	'60-61	20	BACK
Miller, Seth	'71	19	DB
Mills, Thomas	'78	28	DB
Milosevic, George	'73	78	TE
Mincevich, Frank	'56		G
Minihane, Bob	'61-63	64	T
Mitchell, Doug	'67-74	66	C
Mitchell, Scott	'08	89	WR
Moffat, Alan	'76-82	56	DL
Molinari, Larry	'66	75	END
Momberg, George	'57	65	DE
Montagano, Dave	'76	18	DB
Montford, Joe	'96-01, '03-04	53	LB/DE
Moore, Leroy	'66	78	END
Moore, Ryan	'83	71	WR
Moors, Mark	'89	51	OC
Moran, Tom	'61	70	DE
Moreno, Zeke	'07-08	16	LB
Morgan, Dwayne	'96	60	OT
Morreale, Mike	'97-01, '04-06	18	SB
Moroz, Mark	'05	65	OL
Morris, Gary	'94	86	SB
Morris, Jamie	'91	24	RB
Morris, Lee	'90	71	WR
Mosca, Angelo	'58-59,'62-72	68	DT/OT
Mossman, David	'90	22	DB
Motton, John	'91-94	42	LB
Moulton, Tom	'60-61	73	DE



ALL-TIME ROSTER

Mraz, Mark	'91-92	72	DE
Muller, Jim	'80-83	69	DL
Mullinder, Luc	'11	90	DL
Munford, Chris	'89	22	DB
Murphy, Montez	'09	98	DL
Murphy, Ron	'53	55	LB/OC
Murray, Walter	'90	83	WR
Muzika, Warren	'99-03	47	LB
Muzyka, Alex	'50-55	65	OG
Myers, Mark	'06	16	K

N's

Nagurski, Bronco	'59-66	60	OT
Napirokowski, Mark	'86-90	79	DT
Nedd, Jason	'07-08	37/24	DB
Nelms, Mike	'77	22	DB
Nettles, Ray	'78	57	LB
Neumann, Pete	'51-64	74	DE
Newton, Harold	'57		
Nichol, Jeff	'94	44	LB
Nicolson, Adam	'10	84	WR
Nielsen, Emil	'80-81	30	DB
Nielson, Ken	'65	17	HB
Nikorak, Walt	'54-56	47	OC
Niven, Chuck	'52-53	82	BACK
Noble, Derek	'87	11	P/K
Noble, Morris	'75	28	DB
Noel, Dean	'95-97	29	FB
Nord, Kendrick	'97	19	QB
Norman, Jim	'56-58	67	G
Norton, Bill	'76	57	OT
Nurse, Richard	'90-95	85	WR/SB
Nutten, Tom	'97	68	C

O's

O'Billovich, Jack	'67	25	LB
O'Brien, John	'90	44	LB
O'Brien, Mike	'03	12	P/K
Ochiena, Ed	'62	70	END
Odegard, Don	'94	28	DB
Olive, Bobby	'98	88	WR
Oliver, Bobby Jack	'64	66	T
O'Neal, Calvin	'79	44	LB
O'Neal, Jesse	'79	79	DL
Oneschuk, Steve	'55-57, '59-60	81	OLB
Orange, Doyle	'77-78	32	RB

CLUB DIRECTORY

VETERAN PLAYERS

FIRST YEAR PLAYERS

GAME RECAP

RECORDS

HISTORY

ALL-TIME ROSTER

Oriard, Mike	'74	64	OT
Ortiz, Sean	'11	91	DL
Osbaldiston, Paul	'86-03	3	P/K
O'Shea, Michael	'93-95, '00	59	LB
Overton, Bill	'69	71	DHB

P's

Pace, Jim	'63	30	HB/B
Page, Ted	'65-70	15	DHB
Palango, Ernie	'75	33	DHB
Palardy, Justin	'10	75	P
Palma, Paul	'83-84	69	OT
Palmer, Bill	'78	78	LB
Palmer, Paul	'60-61	23	DB
Papal, Jim	'72	51	OG
Paquette, Don	'58-60	52	DE
Parazzo, George	'55		T
Parisson, Jack	'52-53	49	C
Parker, Arnold	'06	27	LB
Parker, Carl	'90	86	WR
Parker, Eurosius	'99	21	CB
Parker, Kerry	'87	14	DB
Parker, Steve	'81-82	60	DL
Pate, Tom	'75	72	LB
Paterra, Herb	'65-68	23	LB
Patrick, Greg	'94-95	36	LB
Patrick, Terrence	'08	94	DL
Paterson, Gord	'79-81	34	TE
Patterson, Darrell	'88-90	78	LB
Patterson, Hal	'61-67	77	O-E
Patterson, Roosevelt	'96	67	OT
Paul, Leroy	'79-82	27	DB
Pavlovic, Robert	'08-09	49	FB
Payne, Dan	'92	62	OL
Pegg, Dave	'77	29	K
Pepsin, Tom	'55		END
Perdoni, Renso	'71	61	DT
Perea, Tony	'75	42	LB
Perez, Greg	'71	22	DB
Perkins, Bruce	'93-94	32	RB
Perko, Tom	'77-78	43	LB
Perrelli, Mark	'77	60	OT
Perri, Joe	'76	21	P/K
Petcoff, Pete	'52-53	57	G
Petek, Andy	'05	47	LB
Petrucchio, Tony	'80	62	DL



ALL-TIME ROSTER

Peterson, DeVonte	'04-06	94	DE
Peterson, Kamau	'06	88/8	WR
Petterson, Leif	'78-81	71	SB
Petz, Mat	'04-05	55	LB
Philbee, Jim	'55		HB/E
Philbrick, Mike	'94-01	99/77	DT
Philbrick, Wayne	'71	46	OL
Phillips, Jason	'96	2	SB
Phillips, Jey	'96	32	DB
Phitchett, Bob	'75	71	LB
Piercy, Jeff	'07-08	34	FB/RB
Pilon, Marc	'06	67	DL
Pikula, Joe	'63-64	65	T
Pitts, Montavis	'07	2	DB
Platt, Len	'76	22	WR
Poe, Tom	'79	75	LB
Ponder, Willie	'08	80	WR
Porras, Tom	'85-88	8	QB
Porter, Daniel	'11	23	RB
Porter, Lewis	'71-78	24	DB
Porter, Quinton	'08-11	12	QB
Postler, Willie	'74	56	OC
Powell, Darius	'11	97	DE
Powell, Kelvin	'04	56	LB
Powell, Steve	'80	32	RB
Powell, Jamal	'06	50	OL
Prater, Shino	'99	25	CB
Price, Mitchell	'83-87,'91	65	DL
Priestner, John	'80-85	36	LB
Prinsen, Tim	'97-99	62	G/T
Printers, Casey	'07-08	1	QB
Pronyk, Dan	'98	35	RB
Prowse, Don	'55	70	FLY WING
Ptaszek, Stefan	'96	88	SB
Purves, Dave	'82	15	SB
Pusteinick, Zeke	'57	60	T
Putman, Walter	'56		OT

Q's

Quayle, Frank	'71	19	RB
Quehl, David	'78	24	WR
Quiney, Colin	'97	65	G/T
Quinian, Bill	'54	78	OC
Quinn, Vernell	'88	45	LB
Quinnie, Willie	'06,'09	85	WR

CLUB DIRECTORY

VETERAN PLAYERS

FIRST YEAR PLAYERS

GAME RECAP

RECORDS

HISTORY

ALL-TIME ROSTER

CLUB DIRECTORY

VETERAN PLAYERS

FIRST YEAR PLAYERS

GAME RECAP

RECORDS

HISTORY

R's

Radlein, Julian	'03-07	33	FB
Radzick, Walter	'65	6	Line
Ragazzo, Vito	'53-54	70	OE
Ralph, Brock	'05-07	80	WR
Ramsey, Brian	'10	57	OT
Ramey, James	'80-82	68	DL
Ramsey, Ray	'54-55	71	OE
Randall, Greg	'06	68	OL
Ranek, Josh	'06	9	RB
Rankin, Chris	'04	86	WR
Ray, Ron	'60-63	66	T
Redell, Bill	'67-68	12	QB
Redl, Doug	'80,'82	67	OL
Reid, Jermaine	'07-10	99	DL
Reid, Jim	'79	21	RB
Reid, John	'68-71	48	C
Reid, Lamont	'09	27	DB
Reid, Tim	'62	24	HB
Rempel, Chad	'08	81	WR
Rempel, Jordan	'08	61	OL
Reynard, Greg	'90	74	DL
Reynolds, Billy	'59	88	HB
Reynolds, Jim	'65-67	29	LB
Rhineland, Ed	'95	14	DB
Ribbins, Peter	'73	73	DB
Richardson, Bob	'67-68	23	DB
Richardson, Bob	'72-74	42	TE
Richardson, Dave	'90-97	51	OT
Riley, Bob	'78	22	TE
Riley, Jason	'84-93	58	OG
Riley, Mike	'79	69	DL
Ring, Justin	'96-98	36	LB
Riopelle, Rene	'63-64,'66	34	HB
Roberts, C.R.	'62	30	RB
Roberts, Michael	'07-08	27	DB
Robertson, Virgil	'90-91	36	LB
Robichaud, Matt	'01,'04-09	38	LB/LS
Robinson, Don	'95-96	16/9	DB
Robinson, Frank	'86-90	43	LB
Robinson, Fred	'62	55	D-G
Robinson, Gary	'78	64	DE
Robinson, Glenn	'78-80	60	DL
Robinson, Junior	'86,'90	11	DB
Robinson, Kelvin	'01	12	QB
Robinson, Kevin	'09	1	WR



ALL-TIME ROSTER

Robinson, Mike	'86-88	33	LB
Robinson, Ray	'04	92	DL
Robinson, Rontarius	'08	18	DB
Robinson, Tex	'56		OHB
Robirtis, Rae	'89-90	52	OC
Rocca, Franco	'98,'99	69	C
Roche, Tom	'78	34	DB
Rockford, Jim	'86-90	6	DB
Rodriguez, Prechae	'08-09	85	WR
Rogel, Fran	'58	85	FB
Rogers, Adam	'11	68	OL
Rogers, Al	'60-62	14	DB
Rogers, Jack	'50-52	24	OC
Rogers, Reggie	'93-94	90/75	DT
Rogers, Sam	'95-97	31/30	DB/ST
Romano, Al	'77-78	53	DT
Romans, Jermaine	'02	4	DB
Rose, Barry	'95	80	SB
Rose, Donovan	'85	26	DB
Rose, Robert	'11	92	DT
Rosenbach, Timm	94	2	QB
Ross, Don	'80	70	WR
Rotella, Jamie	'73-74	39	LB
Rottier, Simeon	'09-11	65	OL
Roundtree, Andre	'77		
Roundtree, Alphonso	'05	23	DB
Rowland, Ron	'79-80	26	RB
Royal, Rickey	'91-94	26	DB
Rozanta, Tom	'80	19	QB
Rozier, Bob	'80	53	DL
Ruble, T.J.	'98	12	QB
Ruffin, Aaron	'97	32	DB
Ruish, Fred	'53	82	FB
Rumolo, Joe	'97-98,'03	94/50	DL
Ruoff, Bernie	'80-87	10	K/P
Rush, Tyrone	'96	26	RB
Rwabukamba, Chris	'11	32	DB
Rysavy, Dallas	'96	19	DB

S's

St.Germain,Val	'94-98	57	G/T
St.John,Jude	'95-97	61	OT
Sadeghian, Andre	'08-09	33	RB
Salazar,Floyd	'90	7	DB
Salter,Steve	'01	66	OL
Saltz,Lee	'93	11	QB

CLUB DIRECTORY

VETERAN PLAYERS

FIRST YEAR PLAYERS

GAME RECAP

RECORDS

HISTORY

ALL-TIME ROSTER

Samples, Mike	'74-77	62	DL / DE
Sampson, Darryl	'96	33	DB
Sampson, Lee	'65	29	OE
Samson, Jack	'54	79	END
Sanchez, Eros	'93	14	QB
Sanders, Antwoine	'05	27	DB
Sanders, Danny	'79	16	QB
Sanderson, Dale	'85-97	56	OC
Sankey, Ben	'04	12	QB
Santucci, Angelo	'75-76	23	RB
Sardo, Joe	'58-59	72	OE
Sartin, Martin	'88	27	RB
Saunders, Mike	'96	32	RB
Saunders, Troy	'01-04	6	DB
Sauls, Mac	'70	20	DHB
Sauve, David	'82-88	88	DL
Savoy, Steve	'05	86	WR
Sazio, Gerry	'55	64	ILB
Sazio, Ralph	'50-53	45	OT-DT
Schaeffer, Don	'59		
Schapansky, Glen	'71	56	DL
Schmidt, Paul	'70	70	DL
Schmidt, Blaine	'95-97	66/54	OG
Schmidt, Steve	'10	81	TE
Schnellenberger, Howie	'56		END
Scholz, Ralph	'84-90	67	OL
Schramayr, Ernie	'90-92	34	FB
Schreider, Gary	'62	12	DB
Schroder, Lee	'52		T
Scocia, Sam	'51	35	T
Scolnik, Glenn	'76	27	WR
Scott, George	'60-62	53	D-G
Scott, Johnny	'04	72	DT
Scott, Kevan	'03	48	LB
Scott, Kevin	'11	30	LS
Scott, Mark	'93	34	LB
Scott, Vince	'50-62	53	MID G
Scott, Wilbert	'68	58	LB
Scullion, Art	'55	42	DE
Sellers, Dan	'90	37	DE
Segin, Dana	'03	5	P/K
Segovia, Gonzalo	'04	92	DL
Seman, Bill	'67	52	G
Semola, Hank	'52		
Setta, Nick	'07-09	13	K/P
Settles, Tawambi	'04	21	LB



ALL-TIME ROSTER

Shannon, Carver	'61	20	HB
Shaw, David	'75-82	37	DB
Shaw, Gary	'77-78	17	DB
Shaw, Rick	'72	17	DB
Shaw, Trevor	'98-03	86	SB
Shaw, Wayne	'04-07	1	DB/CB
Shelling, Chris	'98-03	30	DB/LB
Shepherd, Johnny	'83-86	19	RB
Sheridan, Paul	'77	55	OG
Shorts, Peter	'97	64	T
Shields, Lance	'86-90	28	CB
Shinn, Joe	'51-52	52	OE/DE
Shivers, Jason	'10-11	2	DHB
Shuman, Tom	'76-78	11	QB
Siganos, Mike	'78	31	DB
Simmons, Brian	'11	59	OL
Simmons, Charlie	'97	88	WR
Simmons, Dwayne	'92	57	LB
Simmons, Jason	'94	96	DT
Simmons, King	'88	13	DB
Simon, Wilfred	'82	60	DL
Simpson, Jackie	'64	21	HB
Sims, Rudy	'78	65	DE
Siskowic, Cameron	'08-09	40	LB
Siuciak, Ed	'76	31	LB
Skillman, Rod	'84-90	59	DE
Skolrod, Lawrie	'75-79	77	OE
Skopelianos, Chris	'76	33	DB
Slack, Reggie	'94, '03	8	QB
Slade, Lamar	'04	85	WR
Small, Jessie	'95-96	97	DE
Smith, Adrion	'94	14	CB
Smith, Albert	'10-11	92	DT
Smith, Allen	'68	22	RB
Smith, Ashaundai	'97	86	WR
Smith, Bo	'08-11	7,14,2	DB
Smith, Bruce	'72-73	61	LB
Smith, Donald	'00	19	CB
Smith, Doug	'50	22	HB
Smith, Eddie	'79	7	QB
Smith, Herman	'94	90	DE
Smith, Hugh	'05	4	WR
Smith, Jarrett	'98-03	34	RB
Smith, Kerry	'77-79,'81-82	70	WR
Smith, Larry	'55	42	C
Smith, Mario	'98-99 2	5	DB/LB

CLUB DIRECTORY

VETERAN PLAYERS

FIRST YEAR PLAYERS

GAME RECAP

RECORDS

HISTORY

ALL-TIME ROSTER

Smith, Shawn	'95	95	LB
Smith, Tre	'08-09	32	RB
Smith, Tyler	'09	7	DB
Smith, Ward	'78		
Smith, Wayne	'80	77	DL
Smith, Wayne	'04-06, '11	59, 52	OL
Soberdash, Don	'60	16	FB
Songin, Ed	'53-54	95	QB
Sorrell, Henry	'69-70	74	LB
Spanic, Obie	'97-98	94/96	DT
Spencer, Marcus	'02-04	41/4	DB/LB
Spotwood, Quinton	'02	80	WR
Stala, Dave	'09-11	88	WR
Stanberry, Keith	'87	13	DB
Stanley, Ken	'54-55	79	END
Stapler, Steve	'81-82, '84-88	80	WR
Starling, Kendrick	'07	81	WR
Starr, Bill	'70	73	OE
Steele, Eddie	'10-11	98	DT
Steinauer, Orlondo	'97-00	22	CB/DB
Steiner, Bob	'66-71	62	T
Stephenson, Daryl	'11	24	RB
Stephenson, Grant	'76	39	LB
Sternberg, Gerry	'71-72	33	DB
Stevens, Kyle	'82	20	RB
Stewart, Gordon	'76	57	DL
Stewart, Jackie	'50-52	66	OHB
Stewart, Tony	'96	21	RB
Stipe, Dave	'04-05	31/45	DB
Storey, Bob	'67-68	73	DHB
Stover, Stewart	'67	25	HB
Strayhorn, Les	'75-76	16	RB
Streeter, Mark	'83-87	20	DB
Strofolino, Mike	'69-70	65	LB
Stubblefield, Taylor	'05	83	WR
Sullivan, Mark	'79	67	DL
Suminksi, Dave	'57-60	64	DL
Sunter, Ian	'72-75	36	P/K
Sutherin, Don	'58, '60-66	70/22	DB
Suter, Steve	'05	80	WR
Sutton, Mickey	'83	27	DB
Sweet, Don	'85	11	P/K
Swoopes, Patrick	'88	69	DL
Szpytma, Ed	'81	57	OL



ALL-TIME ROSTER

T's

Tack, Chuck	'05	35	P
Tafralis, Adam	'08-10	4	QB
Taplin, Greg	'05	90	DE
Taylor, Blake	'51-52	85	FB
Taylor, Bobby	'71	24	OE
Taylor, Drew	'80	60	DL
Taylor, Jim	'59-60	44	OC
Taylor, Simon	'95-96	60/64	OT
Taylor, Steve	'95	9	QB
Taylor, Willie	'61	56	OT
Tedford, Jeff	'83-85	9	QB
Terrell, Harold	'74	66	OG
Terry, Tim	'99	92	DE
Thigpen, Marcus	'10-11	8	RB
Thomas, Albert	'90	8	CB
Thomas, Carlos	'11	4	DB
Thomas, Charles	'08	65	OL
Thomas, Donnie	'77	43	LB
Thomas, Ike	'78-79	3	DB
Thomas, Louis	'75	70	WR
Thomas, Markus	'97	33	RB
Thomas, Ray	'04	89	FB
Thompson, Bobby	'84	62	OL
Thompson, Chris	'08-09	26	DB
Thompson, Durfey	'76	42	LB
Thompson, Lance	'85	50	LB
Thompson, Larry	'95	88	WR
Thornton, Burt	'96-97	4	WR
Tidmore, Sam	'64	71	DE
Tiggle, Calvin	'96-99	74/73	LB
Tiller, Tony	'07	24	DB
Timothee, Kevin	'06	43	DB
Tipton, Dave	'77-78	58	DT
Tisdale, Geoff	'08-10	3	DB
Tomlinson, Larry	'66	75	END
Tommy, Jed	'86-89	35	FB
Toohy, Ralph	'53-58	77	DE-WR
Torrance, Bob	'93	19	QB
Toth, Zollie	'56		FB
Tounkara, Ibrahim	'04	80	WR
Treflin, Jeff	'87	21	DB
Trimarki, Mickey	'58	94	QB
Truant, Ray	'53-57	87	DB
Truelove, Tony	'89	24	RB
Trumble, Lance	'90-93	30	LB

CLUB DIRECTORY

VETERAN PLAYERS

FIRST YEAR PLAYERS

GAME RECAP

RECORDS

HISTORY

ALL-TIME ROSTER

Tufford, Gary	'77	15	WR
Turek, Ed	'67-71	39	BACK
Turenne, Woody	'11	19	DB
Turner, Charles	'67-68, '70	66	OT
Turner, Clem	'67	32	HB
Tyler, Scott	'64	15	DB

U's

Underwood, P.W.	'57-58	60	OG
Urias, Jerry	'00	37	DB
Ursic, Eric	'95	10	QB

V's

Valiquette, Earl	'51-52	32	DT
Van Duyne, Bob	'81	55	OL
VanBrukleo, Bill	'72	10	DB
Van Geel, Jason	'99	31	LB
Vaughan, Michael	'90	24	RB
Vaughn, Gerald	'97-01	39	DB
Vaughn, Terry	'06	2	WR
Veal, Ronald	'91	9	QB
Verbeek, Mark	'00-03	54/94	OL/DL
Verspille, Ed	'64	24	DB
Vetro, Dom	'83-84	27	WR
Vilunas, John	'70-71	46	T
Visco, Tony	'91	92	LB
Viti, Dave	'62-69	70	END

W's

Waggoner, Hal	'51-53, '55-57	80	RB
Waldon, Bobby	'63	25	DHB
Walker, Demetrius	'05-06	92	DE
Walker, Jo Jo	'07-08	77	WR
Walker, Merv	'83	29	DB
Walker, Michael	'82-89	61	DT
Walker, Mike	'73-75	22	RB
Walker, Scott	'92-93	18	WR
Wall, Milam	'61-62	19	RB
Wallace, Mark	'89	44	LB
Walling, Brian	'96	34	RB
Wallow, Rob	'93	66	OT
Walls, Greg	'04	98	DL
Walters, Harry	'79	52	LB
Walters, Kyle	'97-03	20/7	S
Walton, Chuck	'65-66	52	O-G
Ward, Ian	'80	78/51	DL



ALL-TIME ROSTER

Washington, Butchie	'01-02	8	QB
Washington, Sharon	'67	34	HB
Waszczuk, Henry	'75-84	50	OC
Waszczuk, Mike	'01	44	LB
Waterman, Mark	'90-92	80	DB/SB
Watkins, Larry	'71	60	OL
Watkins, Ted	'67	76	OE
Watton, Ron	'62	44	OC
Wayne, Clinton	'06-08	90	DT
Wayte, Billy	'65-66	39	DB
Weatherbie, Charlie	'79-80	9	QB
Webb, Demetrice	'11	18	DB
Wedd, Cloyd	'65	22	LB
Weir, Robert	'90	61	DL
Wellesley, Terry	'75-76	11	RB
Wells, Angelo	'77-79	60	DE
Wells, George	'72-73, '78	54	DE
Wesolowski, Dick	'69-72	27	RB
West, Bernard	'81	46	LB
West, Dave	'56		FLY WING
West, Frank	'97-00	28	DB
West, Marcus	'07	43	DL
Whaley, Paul	'76-78	32	RB
White, Chuck	'78	13	WR
White, Daryl	'76	55	OL
White, Ernie	'60	27	HB
White, Tony	'05	44	LB
White, Victor	'04	19	CB
Whitehead, Willie	'97-98	92	DE
Wilbur, Eric	'10	11	P
Wilburn, Steve	'90	98	DL
Wilhite, Kenny	'97	26	DB
Wilkerson, Gary	'90-94	20	CB
Wilkins, David	'95	93	DE
Wilkinson, Ryan	'01	20	S
Williams, Aaron	'00-01	93	DT
Williams, Al	'89	83	WR
Williams, Brett	'92-93	91	DT
Williams, Chris	'11	80	WR
Williams, Cody	'09	15	DB
Williams, John	'69-74	23	DB
Williams, John	'08-09	23	RB
Williams, K.D.	'97	44	LB
Williams, Mike	'78	28	DB
Williams, Nord	'85	30	RB
Renauld, Williams	'11	9	LB

CLUB DIRECTORY

VETERAN PLAYERS

FIRST YEAR PLAYERS

GAME RECAP

RECORDS

HISTORY

ALL-TIME ROSTER

CLUB DIRECTORY

VETERAN PLAYERS

FIRST YEAR PLAYERS

GAME RECAP

RECORDS

HISTORY

Williams, Richie	'06-08	17	QB
Williams, Ronald	'98-01	24	RB
Williams, Taly	'95	4	DB
Wills, Slade	'76	28	WR
Wilson, Mike	'76-78	67	DT
Wilson, O'Neil	'08	88	WR
Wimbley, Prince	'97	82	SB
Winfield, Earl	'87-97	1	WR/ST
Wirkowski, Nobby	'55-56	90	QB
Wiseman, Todd	'91-94	6	DB
Witkowski, Steve	'69	60	DE
Wladichuk, Ray	'10-11	26	S
Wolf, Jim	'77		
Wolkowski, Stan	'50-51	95	DHB/QB
Wood, Duane	'59-60	94	DB
Wood, Silas	'60	20	HB
Woodard, Jonta	'04-08	69	OL/OT
Woods, Billy	'69	20	DHB
Woods, Harold	'79-82	6	DB
Woods, Rashaun	'07	82	WR
Woodcock, Pat	'08	5	SB
Woodson, Sean	'00-03	17	DB/LB
Woodward, Rod	'78	26	DB
Wooley, Pete	'50-53, '56	26/54	OG
Word, Mark	'00-01	97	DE
Works, George	'85	24	RB
Worobec, Elwin	'82	57	OL
Worobec, Joe	'77	65	OT
Worster, Steve	'71	30	RB
Worthington, Tom	'52	84	OHB
Woznesensky, Lyall	'80	76	DL
Wright, Donovan	'96-97	27	LB
Wright, Felix	'82-84	28	DB
Wright, Terry	'91-94	7	DB
Wysocki, Pete	'71	47	DB

Y's

Yeast, Craig	'04-06	5	WR
Yli-Renko, Karl	'85	69	OL
Young, Brett	'96	7	DB
Young, Dick	'60	26/63	HB
Young, Marcell	'11	37	DB
Young, Mark	'83-84	18	DB
Young, Preston	'81	28	DB
Young, Sam	'06	23	DB
Younger, Jermaine	'96-97	50	DL/LB



ALL-TIME ROSTER

Z's

Zachary, Ken	'86-88	22/21	RB
Zajdel, John	'90-92	35	LB
Zaliski, Jerry	'57	65	HB
Zambiasi, Ben	'78-87	31	LB
Zatylny, Wally	'88-92, '94	21	WR/ST
Zemaitis, Saul	'71	32	RB
Zemaitis, Alan	'08	22	DB
Zizakovic, Lubo	'92-93	98	DT
Zuger, Joe	'62-71	9	QB/PT

CLUB DIRECTORY

VETERAN PLAYERS

FIRST YEAR PLAYERS

GAME RECAP

RECORDS

HISTORY

ALL-TIME REGULAR SEASON RECORD

Year	Division Standing	GP	W	L	T	OTL	F	A	PTS
1950	First	12	7	5	0	0	231	217	14
1951	First (tied with Ottawa)	12	5	5	0	0	229	131	14
1952	First	12	9	2	1	0	268	162	19
1953	First (tied with Montreal)	14	8	6	0	0	229	243	16
1954	Second	14	9	5	0	0	275	207	18
1955	Second	12	8	4	0	0	271	193	16
1956	Second (tied with Ottawa)	14	7	7	0	0	383	385	14
1957	First	14	10	4	0	0	250	189	20
1958	First	14	10	3	1	0	291	235	21
1959	First	14	10	4	0	0	298	162	20
1960	Fourth	14	4	10	0	0	273	377	8
1961	First	14	10	4	0	0	340	293	20
1962	First	14	9	3	1	0	358	286	19
1963	First	14	10	4	0	0	312	214	20
1964	First	14	10	3	1	0	329	201	21
1965	First	14	10	4	0	0	281	153	20
1966	Second	14	9	5	0	0	264	160	18
1967	First	14	10	4	0	0	250	195	20
1968	Third	14	6	7	1	0	262	292	13
1969	Third	14	8	5	1	0	307	315	17
1970	First	14	8	5	1	0	292	279	17
1971	Second	14	7	7	0	0	242	246	14
1972	First	14	11	3	0	0	372	262	22
1973	Fourth	14	7	7	0	0	304	263	14
1974	Second (tied with Ottawa)	16	7	9	0	0	279	313	14
1975	Third (tied with Toronto)	16	5	10	1	0	284	395	11
1976	Second	16	8	8	0	0	269	348	16
1977	Fourth	16	5	11	0	0	283	394	10
1978	Third	16	5	10	1	0	225	403	11
1979	Third	16	6	10	0	0	280	338	12
1980	First	16	8	7	1	0	332	377	17
1981	First	16	11	4	1	0	414	335	23
1982	Second	16	8	7	1	0	396	401	17
1983	Third	16	5	10	1	0	389	493	11
1984	Second (tied with Montreal)	16	6	9	1	0	353	439	13
1985	First (tied with Montreal)	16	8	8	0	0	377	315	16
1986	Second	18	9	8	1	0	405	366	19
1987	Third	18	7	11	0	0	470	509	14
1988	Second (tied with Winnipeg)	18	9	9	0	0	478	465	18
1989	First	18	12	6	0	0	519	517	24
1990	Fourth	18	6	12	0	0	476	628	12
1991	Fourth	18	3	15	0	0	400	599	6
1992	First (tied with Winnipeg)	18	11	7	0	0	536	514	22
1993	Second	18	6	12	0	0	316	567	12
1994	Fourth (tied with Ottawa)	18	4	14	0	0	435	562	8
1995	Fourth (Northern Division)	18	8	10	0	0	427	509	16
1996	Third	18	8	10	0	0	426	576	16
1997	Fourth	18	2	16	0	0	362	549	4
1998	First	18	12	5	1	0	503	351	25
1999	Second	18	11	7	0	0	603	378	22
2000	Second	18	9	9	0	2	470	446	20
2001	Second	18	11	7	0	0	440	420	22
2002	Third	18	7	11	1	0	427	524	15
2003	Fourth	18	1	17	0	0	293	583	2
2004	Third	18	9	8	1	0	455	542	19

CLUB DIRECTORY

VETERAN PLAYERS

FIRST YEAR PLAYERS

GAME RECAP

RECORDS

HISTORY



ALL-TIME REGULAR SEASON RECORD

Year	Division Standing	GP	W	L	T	OTL	F	A	PTS
2005	Fourth	18	5	13	0	0	383	583	10
2006	Fourth	18	4	14	0	0	292	495	8
2007	Fourth	18	3	15	0	0	315	514	6
2008	Fourth	18	3	15	0	0	441	593	6
2009	Second	18	9	9	0	1	449	428	18
2010	Second	18	9	9	0	0	481	450	18
2011	Third	18	8	10	0	0	481	478	16
Totals		988	469	498	17	4	22,075	23,357	964

CLUB DIRECTORY

VETERAN PLAYERS

FIRST YEAR PLAYERS

GAME RECAP

RECORDS

HISTORY

ALL-TIME PLAYOFF RECORD

YEAR	GP	W	L	T	F	A	CHAMPIONSHIPS
1950	2	1	1	0	19	35	
1951	4	1	3	0	47	56	
1952	3	1	2	0	40	45	
1953	3	3	0	0	71	29	East Division, Grey Cup
1954	2	0	2	0	28	38	
1955	1	0	1	0	28	32	
1956	3	1	2	0	108	99	
1957	3	3	0	0	88	18	East Division, Grey Cup
1958	3	2	1	0	82	49	East Division
1959	3	1	2	0	33	45	East Division
1961	3	1	2	0	69	48	East Division
1962	3	2	1	0	85	66	East Division
1963	3	2	1	0	84	45	East Division, Grey Cup
1964	3	1	2	0	63	72	East Division
1965	3	2	0	1	47	36	East Division, Grey Cup
1966	3	1	2	0	41	86	
1967	3	3	0	0	61	4	East Division, Grey Cup
1968	1	0	1	0	21	33	
1969	1	0	1	0	9	15	
1970	2	0	2	0	26	43	
1971	3	1	1	1	48	44	
1972	3	2	1	0	43	37	
1974	1	0	1	0	19	21	
1975	1	0	1	0	12	35	
1976	2	1	1	0	38	17	
1978	1	0	1	0	20	35	
1979	1	0	1	0	26	29	
1980	2	1	1	0	34	61	East Division
1981	1	0	1	0	13	17	
1982	1	0	1	0	20	30	
1983	2	1	1	0	69	72	
1984	3	2	1	0	48	71	East Division
1985	3	2	1	0	74	63	East Division
1986	3	2	1	0	98	71	East Division, Grey Cup
1987	1	0	1	0	13	29	
1988	1	0	1	0	28	35	
1989	2	1	1	0	54	53	East Division
1992	2	1	1	0	40	87	
1993	2	1	1	0	40	30	
1995	1	0	1	0	13	31	
1996	1	0	1	0	11	22	
1998	2	1	1	0	46	46	East Division
1999	2	2	0	0	54	32	East Division, Grey Cup
2000	1	0	1	0	20	22	
2001	2	1	1	0	37	40	
2004	1	0	1	0	24	6	
2009	1	0	1	0	34	27	
2010	1	0	1	0	12	1	
2011	2	1	1	0	55	63	
Totals	99	44	53	2	2,065	2,036	8 Grey Cup Titles, 18 East Division Titles

CLUB DIRECTORY

VETERAN PLAYERS

FIRST YEAR PLAYERS

GAME RECAP

RECORDS

HISTORY



GREY CUP HISTORY

The Tiger-Cats and their predecessors, the Tigers, Wildcats and Alerts, have combined to win the Grey Cup 15 times since the inception of the trophy in 1909. Since 1950, when the Tigers and Wildcats were amalgamated into one club, the Tiger-Cats have won eight Grey Cup titles in 18 appearances.

YEAR	DATE	LOC.	SCORE	WINNING COACH	LOSING COACH	ATTEND.
1999	Nov.28	VAN	HAM 32 CGY 2	Ron Lancaster	Wally Buono	45,118
1998	Nov. 22	WPG	CGY 26 HAM 24	Wally Buono	Ron Lancaster	34,157
1989	Nov. 26	TOR	SSK 43 HAM 40	John Gregory	Al Bruno	54,088
1986	Nov. 30	VAN	HAM 39 EDM 17	Al Bruno	Jackie Parker	59,621
1985	Nov. 24	MTL	B.C. 37 HAM 24	Don Mathews	Al Bruno	56,723
1984	Nov. 18	WPG	WPG 47 HAM 17	Cal Murphy	Al Bruno	60,081
1980	Nov. 23	TOR	EDM 48 HAM 10	Hugh Campbell	John Payne	54,661
1972	Dec. 3	HAM	HAM 13 SSK 10	Jerry Williams	Dave Skrien	33,993
1967	Dec. 2	OTT	HAM 24 SSK 1	Ralph Sazio	Eagle Keys	31,358
1965	Nov. 27	TOR	HAM 22 WPG 16	Ralph Sazio	Bud Grant	32,655
1964	Nov. 28	TOR	B.C. 34 HAM 24	Dave Skrien	Ralph Sazio	32,655
1963	Nov. 30	VAN	HAM 21 B.C. 10	Ralph Sazio	Dave Skrien	36,545
1962	Dec. 1-2*	TOR	WPG 28 HAM 27	Bud Grant	Jim Trimble	32,655
1961	Dec. 2	TOR	WPG 21 HAM 14 (OT)	Bud Grant	Jim Trimble	32,651
1959	Nov. 28	TOR	WPG 21 HAM 7	Bud Grant	Jim Trimble	33,133
1958	Nov. 29	VAN	WPG 35 HAM 28	Bud Grant	Jim Trimble	36,567
1957	Nov. 30	TOR	HAM 32 WPG 7	Jim Trimble	Bud Grant	27,051
1953	Nov. 28	TOR	HAM 12 WPG 6	Carl Voyles	George Trafton	27,313
1944	Nov. 25	HAM	Mtl. St. H-D Navy Ham F. Wild 6	Glen Brown	Eddie LcLean	3,871
1943	Nov. 27	TOR	HAM F. WILD 23 WIN. RCAF 14	Brian Timmis	Reg Threlfell	16,423
1935	Dec. 7	HAM	WPG 18 HAM. TIGERS 12	Bib Fritz	Fred Veale	6,405
1932	Dec. 3	HAM	HAM TIGERS 25 REGINA 6	Billy Hughs	Al Ritchie	4,806
1929	Nov. 30	HAM	HAM. TIGERS 14 REGINA 3	Mike Rodden	Al Ritchie	1,906
1928	Dec. 1	HAM	HAM. TIGERS 30 REGINA 0	Mike Rodden	Howe Milne	4,767
1927	Nov. 26	TOR	Balmy Beach 9 Ham. Tigers 6	Dr. H. Hobbs	Mike Rodden	13,676
1915	Nov. 20	TOR	HAM. TIGERS 13 TORONTO R.A.A. 7	Liz Marriot	Ed Livingstone	2,808
1913	Nov. 29	HAM	HAM. TIGERS 44 PARKDALE 2	Liz Marriot	Ed Livingstone	2,100
1912	Nov. 30	HAM	HAM. ALERTS 11 TOR 4	Liz Marriot	Jack Newton	5,337
1910	Nov. 26	HAM	U. OF TORONTO 16 HAM. TIGERS 7	Harry Griffith	Seppi DuMoulin	12,000

* - Halted by fog on December 1st. The final nine minutes and 29 seconds were played on December 2nd.

TIGER-CATS GREY CUP AWARD WINNERS

1999 - Most Outstanding Player: Danny McManus, QB; Most Outstanding Canadian: Mike Morreale, SB.

1986 - Offence: Mike Kerrigan, QB; Defence: Grover Covington, DE; Canadian: Paul Osbaldiston, K/P.

1972 - Most Outstanding Player: Chuck Ealey, QB, Most Outstanding Canadian: Ian Sunter, K.

1967 - Most Outstanding Player: Joe Zuger, QB

REGULAR SEASON RECORD

VS OTHER TEAMS (SINCE 1950)

	GP	W	L	T	OTL	PF	PA
HOME	494	286	210	7	2	11,601	10,666
ROAD	494	195	298	10	2	10,474	12,658
TEAM	GP	W	L	T	OTL	PF	PA
MONTREAL	170	77	86	7	0	3,584	3,814
TORONTO	213	122	88	2	2	4,577	4,406
WINNIPEG	102	45	57	0	0	2,371	2,607
SASKATCHEWAN	80	37	39	4	0	2,065	1,996
CALGARY	81	30	51	0	1	1,803	2,277
EDMONTON	81	28	52	1	0	1,785	2,103
B.C.	81	32	46	3	1	1,884	2,202
OTTAWA	164	95	69	0	0	3,626	3,474
OTHER	17	6	11	0	0	380	483
TOTALS	989	472	499	17	4	22,075	23,362

CLUB DIRECTORY

VETERAN PLAYERS

FIRST YEAR PLAYERS

GAME RECAP

RECORDS

HISTORY



YEAR BY YEAR

GAME RESULTS

1950 (7-5-0, .583) 1st East Division

Coach: **CARL VOYLES**

Date	Opponent	Results
2-Sep	at Ottawa	W (26-17)
4-Sep	TORONTO	W (13-6)
9-Sep	OTTAWA	L (23-15)
16-Sep	at Toronto	L (48-8)
23-Sep	MONTREAL	W (18-12)
1-Oct	at Montreal	L (31-18)
7-Oct	at Toronto	W (29-23)
9-Oct	TORONTO	L (20-19)
14-Oct	OTTAWA	W (32-0)
22-Oct	at Montreal	L (16-13)
28-Oct	MONTREAL	W (29-18)
4-Nov	at Ottawa	W (11-3)

Home: 4-2-0 Away: 3-3-0
 Hamilton: 231 points, Opponents: 217

East Final 1: Toronto W (13-11)
 East Final 2: Toronto L (24-6)

1951 (7-5-0, .583) 1st East Division (tied with Ottawa)

Coach: **Carl Voyles**

Date	Opponent	Results
29-Aug	MONTREAL	W (37-6)
3-Sep	TORONTO	W (27-6)
8-Sep	at Toronto	W (21-2)
15-Sep	OTTAWA	W (11-6)
23-Sep	at Montreal	L (17-16)
29-Sep	at Ottawa	L (20-18)
6-Oct	at Toronto	W (22-6)
8-Oct	TORONTO	L (10-0)
14-Oct	at Montreal	W (21-7)
20-Oct	OTTAWA	L (32-16)
27-Oct	at Ottawa	L (19-13)
3-Nov	MONTREAL	W (31-6)

Home: 4-2-0 Away: 3-3-0
 Hamilton: 229 points, Opponents: 131

East Semi 1: Toronto W (24-7)
 East Semi 2: Toronto L (21-7)
 East Final 1: Ottawa L (17-7)
 East Final 2: Ottawa L (11-9)

1952 (9-2-1, .792) 1st, (tied with Montreal)

Coach: **Carl Voyles**

Date	Opponent	Results
1-Sep	TORONTO	L (33-13)
6-Sep	at Ottawa	W (30-8)
13-Sep	MONTREAL	W (30-12)

20-Sep	at Toronto	T (13-13)
27-Sep	OTTAWA	W (27-13)
5-Oct	at Montreal	W (26-0)
11-Oct	at Toronto	W (27-18)
13-Oct	TORONTO	W (25-16)
18-Oct	MONTREAL	W (21-1)
26-Oct	at Montreal	L (21-18)
1-Nov	OTTAWA	W (25-23)
8-Nov	at Ottawa	W (13-4)

Home: 5-1-0 Away: 4-1-1
 Hamilton: 268 points, Opponents: 162

East Final 1: Toronto L (22-6)
 East Final 2: Toronto W (27-11)
 East Final 3: Toronto L (12-7)

1953 (8-6-0, .571) 1st, East Division

Coach: **Carl Voyles**

Date	Opponent	Results
29-Aug	OTTAWA	W (14-10)
7-Sep	TORONTO	W (14-10)
11-Sep	at Montreal	L (17-0)
16-Sep	TORONTO	L (21-20)
19-Sep	at Toronto	W (12-9)
26-Sep	MONTREAL	W (20-15)
3-Oct	at Ottawa	L (31-6)
10-Oct	at Toronto	W (26-0)
12-Oct	TORONTO	L (30-12)
17-Oct	at Ottawa	W (33-24)
24-Oct	at Toronto	L (17-5)
31-Oct	MONTREAL	W (31-18)
8-Nov	at Montreal	L (31-180)
14-Nov	OTTAWA	W (18-8)

Home: 5-2-0 Away: 3-4-0
 Hamilton: 229 points, Opponents: 243

East Final 1: Montreal W (37-12)
 East Final 2: Montreal W (22-11)
 Grey Cup Winnipeg W (12-6)

1954 (9-5-0, .643) 2nd, East Division

Coach: **Carl Voyles**

Date	Opponent	Results
28-Aug	MONTREAL	L (24-6)
4-Sep	at Toronto	W (17-6)
6-Sep	TORONTO	L (21-7)
11-Sep	at Montreal	L (21-3)
18-Sep	MONTREAL	W (7-6)
25-Sep	at Ottawa	W (38-12)
2-Oct	OTTAWA	W (45-0)
9-Oct	TORONTO	W (34-6)

YEAR BY YEAR

GAME RESULTS

11-Oct	at Toronto	W (22-13)
16-Oct	at Montreal	L (46-11)
23-Oct	OTTAWA	W (25-17)
30-Oct	at Ottawa	W (30-9)
6-Nov	at Montreal	L (19-15)
13-Nov	TORONTO	W (15-7)

Hamilton: 383 points, Opponents: 385

East Semi:	Ottawa	W (46-21)
East Final 1:	Montreal	L (30-21)
East Final 2:	Montreal	L (48-41)

Home: 5-2-0 Away: 4-3-0
Hamilton: 275 points, Opponents: 207

East Final 1: Montreal L (14-9)
East Final 2: Montreal L (24-19)

1955 (8-4-0, .667) 2nd, East Division

Coach: **Carl Voyles**

Date	Opponent	Results
3-Sep	at Toronto	L (31-6)
5-Sep	TORONTO	W (37-12)
10-Sep	OTTAWA	W (23-12)
17-Sep	at Montreal	L (38-20)
24-Sep	MONTREAL	W (22-13)
1-Oct	at Ottawa	W (40-0)
8-Oct	TORONTO	W (15-11)
10-Oct	at Toronto	L (16-15)
15-Oct	OTTAWA	W (28-1)
22-Oct	at Ottawa	W (21-12)
29-Oct	at Montreal	L (41-16)
5-Nov	MONTREAL	W (28-6)

Home: 6-0-0 Away: 2-4-0
Hamilton: 271 points, Opponents: 193

East Semi: Toronto L (32-28)

1956 (7-7-0, .500) 2nd (tied with Ottawa)

Coach: **Jim Trimble**

Date	Opponent	Results
22-Aug	OTTAWA	L (29-21)
29-Aug	at Toronto	W (18-0)
3-Sep	TORONTO	W (31-21)
8-Sep	at Ottawa	W (21-0)
12-Sep	TORONTO	L (22-21)
14-Sep	at Toronto	L (41-19)
22-Sep	at Montreal	L (56-14)
29-Sep	MONTREAL	L (44-43)
6-Oct	TORONTO	W (42-6)
8-Oct	at Toronto	W (34-29)
13-Oct	OTTAWA	W (40-24)
20-Oct	at Montreal	L (82-14)
27-Oct	MONTREAL	W (50-14)
3-Nov	at Ottawa	L (17-15)

Home: 5-2-0 Away: 3-4-0

1957 (10-4-0, .714) 1st, Eastern Division
Coach: **Jim Trimble**

Date	Opponent	Results
20-Aug	at Ottawa	L (20-7)
24-Aug	MONTREAL	W (22-6)
2-Sep	TORONTO	W (35-8)
6-Sep	at Toronto	W (20-9)
14-Sep	OTTAWA	W (18-14)
21-Sep	at Montreal	L (18-8)
28-Sep	MONTREAL	L (14-8)
5-Oct	at Ottawa	W (18-17)
12-Oct	TORONTO	W (38-14)
14-Oct	at Toronto	W (22-16)
19-Oct	MONTREAL	W (18-15)
26-Oct	at Montreal	W (19-17)
2-Nov	at Ottawa	L (9-4)
9-Nov	OTTAWA	W (13-12)

Home: 6-1-0 Away: 4-3-0
Hamilton: 250 points, Opponents: 189

East Final 1: Montreal W (17-10)
East Final 2: Montreal W (39-1)
Grey Cup: Winnipeg W (32-7)

1958 (10-3-1, .750) 1st, East Division

Coach: **Jim Trimble**

Date	Opponent	Results
19-Aug	at Montreal	W (27-14)
23-Aug	OTTAWA	W (13-7)
1-Sep	TORONTO	W (31-24)
5-Sep	at Toronto	W (26-17)
14-Sep	OTTAWA	W (24-18)
20-Sep	at Montreal	T (21-21)
27-Sep	MONTREAL	W (35-29)
4-Oct	at Ottawa	W (14-1)
11-Oct	TORONTO	W (28-15)
13-Oct	at Toronto	L (37-0)
18-Oct	MONTREAL	W (29-10)
25-Oct	at Montreal	L (28-12)
1-Nov	at Ottawa	L (14-8)
8-Nov	OTTAWA	W (23-0)

Home: 7-0-0 Away: 3-3-1
Hamilton: 291 points, Opponents: 235

East Final 1: Ottawa W (35-7)



YEAR BY YEAR

GAME RESULTS

East Final 2: Ottawa W (19-7)
 Grey Cup: Winnipeg L (35-28)

1959 (10-4-0, .714) 1st, East Division

Coach: **Jim Trimble**

Date	Opponent	Results
18-Aug	MONTREAL	W (22-16)
21-Aug	at Toronto	W (16-7)
29-Aug	OTTAWA	W (34-10)
7-Sep	TORONTO	W (37-3)
12-Sep	at Montreal	L (27-21)
16-Sep	MONTREAL	W (25-13)
20-Sep	at Toronto	W (34-17)
26-Sep	at Ottawa	W (23-14)
3-Oct	OTTAWA	L (9-7)
10-Oct	at Toronto	W (13-7)
12-Oct	TORONTO	W (20-7)
17-Oct	at Ottawa	L (17-16)
24-Oct	MONTREAL	W (16-0)
31-Oct	at Montreal	L (15-14)

Home: 6-1-0 Away: 4-3-0
 Hamilton: 298 points, Opponents: 162

East Final 1: Ottawa L (17-5)
 East Final 2: Ottawa W (21-7)
 Grey Cup: Winnipeg L (21-7)

1960 (4-10-0, .286) 4th, East Division

Coach: **Jim Trimble**

Date	Opponent	Results
16-Aug	at Montreal	L (23-10)
20-Aug	OTTAWA	L (35-6)
29-Aug	at Ottawa	L (29-21)
5-Sep	TORONTO	L (32-21)
11-Sep	at Toronto	L (16-12)
14-Sep	at Montreal	W (23-22)
17-Sep	MONTREAL	L (30-29)
24-Sep	OTTAWA	L (35-21)
1-Oct	at Ottawa	W (27-18)
7-Oct	at Toronto	L (24-14)
10-Oct	TORONTO	W (20-16)
15-Oct	at Montreal	L (43-21)
22-Oct	MONTREAL	L (30-22)
29-Oct	OTTAWA	W (26-24)

Home: 2-5-0 Away: 2-5-0
 Hamilton: 273 points, Opponents: 377

1961 (10-4-0, .714) 1st, East Division

Coach: **Jim Trimble**

Date	Opponent	Results
15-Aug	B.C.	W (30-21)

20-Aug	at Toronto	W (28-24)
31-Aug	at Winnipeg	W (30-9)
4-Sep	TORONTO	W (21-19)
11-Sep	EDMONTON	W (32-15)
16-Sep	at Calgary	W (37-36)
18-Sep	at Sask.	W (22-15)
23-Sep	MONTREAL	L (28-7)
30-Sep	at Ottawa	L (47-21)
9-Oct	OTTAWA	L (14-10)
15-Oct	TORONTO	W (37-10)
22-Oct	MONTREAL	W (15-5)
28-Oct	OTTAWA	W (44-29)
4-Nov	at Montreal	L (21-6)

Home: 5-2-0 Away: 5-2-0
 Hamilton: 293 points, Opponents: 162

East Final 1: Toronto L (25-7)
 East Final 2: Toronto W (48-2)
 Grey Cup: Winnipeg L (21-14)

1962 (9-4-1, .679) 1st, East Division

Coach: **Jim Trimble**

Date	Opponent	Results
9-Aug	at Ottawa	W (28-16)
18-Aug	TORONTO	W (29-23)
24-Aug	at Montreal	W (31-11)
3-Sep	MONTREAL	T (25-25)
10-Sep	WINNIPEG	L (16-10)
14-Sep	at Edmonton	W (16-15)
17-Sep	at B.C.	W (31-6)
24-Sep	CALGARY	L (38-21)
29-Sep	at Ottawa	L (27-0)
6-Oct	at Toronto	L (10-9)
15-Oct	SASK.	W (67-21)
21-Oct	TORONTO	W (27-24)
27-Oct	at Montreal	W (24-20)
4-Nov	OTTAWA	W (40-34)

Home: 4-2-1 Away: 5-2-0
 Hamilton: 358 points, Opponents: 286

East Final 1: Montreal W (28-17)
 East Final 2: Montreal W (30-21)
 Grey Cup: Winnipeg L (28-27)

1963 (10-4-0, .714) 1st, East Division

Coach: **Ralph J. Sazio**

Date	Opponent	Results
10-Aug	MONTREAL	W (30-7)

CLUB DIRECTORY

VETERAN PLAYERS

FIRST YEAR PLAYERS

GAME RECAP

RECORDS

HISTORY

YEAR BY YEAR

GAME RESULTS

15-Aug	at Sask.	L (5-3)
19-Aug	at Calgary	L (35-31)
24-Aug	OTTAWA	W (20-16)
2-Sep	TORONTO	W (7-1)
7-Sep	at Ottawa	L (28-27)
15-Sep	at Toronto	L (15-7)
21-Sep	B.C.	W (38-21)
29-Sep	MONTREAL	W (24-14)
7-Oct	at Winnipeg	W (26-14)
14-Oct	EDMONTON	W (28-17)
20-Oct	at Toronto	W (11-10)
26-Oct	OTTAWA	W (11-10)
3-Nov	at Montreal	W (49-21)

Home: 7-0-0 Away: 3-4-0
 Hamilton: 312 points, Opponents: 214

East Final 1: Ottawa	W (45-0)
East Final 2: Ottawa	L (18-35)
Grey Cup: B.C.	W (21-10)

1964 (10-3-1, .740) 1st, East Division

Coach: **Ralph J. Sazio**

Date	Opponent	Results
8-Aug	MONTREAL	L (33-5)
14-Aug	at Ottawa	L (13-10)
21-Aug	WINNIPEG	W (32-29)
27-Aug	at Montreal	W (32-1)
7-Sep	TORONTO	W (24-8)
15-Sep	CALGARY	L (20-18)
20-Sep	at Toronto	W (27-14)
26-Sep	at B.C.	T (16-16)
28-Sep	at Edmonton	W (43-14)
4-Oct	SASK.	W (17-15)
12-Oct	OTTAWA	W (23-1)
17-Oct	at Ottawa	W (34-16)
24-Oct	TORONTO	W (27-7)
1-Nov	MONTREAL	W (21-14)

Home: 6-2-0 Away: 4-1-1
 Hamilton: 329 points, Opponents: 201

East Final 1: Ottawa	L (30-13)
East Final 2: Ottawa	W (26-8)
Grey Cup: B.C.	L (34-24)

1965 (10-4-0, .714) 1st, East Division

Coach: **Ralph J. Sazio**

Date	Opponent	Results
7-Aug	MONTREAL	W (18-9)
13-Aug	at Toronto	W (17-7)
21-Aug	OTTAWA	W (27-1)
28-Aug	at Calgary	L (18-11)

31-Aug	at Sask.	W (30-6)
6-Sep	MONTREAL	W (17-2)
11-Sep	at Ottawa	L (22-13)
19-Sep	at Toronto	W (33-0)
28-Sep	EDMONTON	L (9-3)
3-Oct	at Winnipeg	L (26-21)
11-Oct	OTTAWA	W (25-23)
17-Oct	B.C.	W (25-7)
23-Oct	at Montreal	W (6-2)
31-Oct	TORONTO	W (35-21)

Home: 6-1-0 Away: 4-3-0
 Hamilton: 281 points, Opponents: 153

East Final 1: Ottawa	W (18-13)
East Final 2: Ottawa	W (17-7)
Grey Cup: Winnipeg	W (22-16)

1966 (9-5-0, .643) 2nd, East Division

Coach: **Ralph J. Sazio**

Date	Opponent	Results
5-Aug	at Toronto	W (18-8)
13-Aug	CALGARY	W (23-13)
20-Aug	TORONTO	W (27-10)
24-Aug	at Montreal	L (16-8)
5-Sep	OTTAWA	W (16-12)
10-Sep	at Ottawa	L (27-16)
17-Sep	MONTREAL	W (33-4)
24-Sep	SASK.	W (29-7)
1-Oct	at Edmonton	W (28-7)
3-Oct	at B.C.	L (17-10)
10-Oct	WINNIPEG	W (8-7)
16-Oct	at Ottawa	L (20-18)
22-Oct	at Montreal	W (31-14)
29-Oct	TORONTO	L (8-5)

Home: 6-1-0 Away: 3-4-0
 Hamilton: 264 points, Opponents: 160

East Semi 1: Montreal	W (24-14)
East Final 1: Ottawa	L (30-1)
East Final 2: Ottawa	L (42-16)

1967 (10-4-0, .714) 3rd, East Division

Coach: **Ralph J. Sazio**

Date	Opponent	Results
12-Aug	EDMONTON	L (20-14)
17-Aug	at Montreal	W (17-16)
23-Aug	OTTAWA	W (22-17)
4-Sep	TORONTO	W (12-9)
10-Sep	at Toronto	W (23-15)
17-Sep	at Ottawa	W (16-14)



YEAR BY YEAR

GAME RESULTS

23-Sep	MONTREAL	W (19-1)
1-Oct	OTTAWA	L (17-8)
7-Oct	at Calgary	L (34-10)
9-Oct	at Sask.	L (22-21)
15-Oct	B.C.	W (22-17)
22-Oct	at Winnipeg	W (31-4)
29-Oct	MONTREAL	W (26-4)
5-Nov	at Toronto	W (9-5)

Home: 5-2-0 Away: 5-2-0
Hamilton: 250 points, Opponents: 195

East Final 1: Ottawa	W (11-3)
East Final 2: Ottawa	W (26-0)
Grey Cup: Sask.	W (24-1)

1968 (6-7-1, .464) 3rd, East Division

Coach: **Joe Restic**

Date	Opponent	Results
1-Aug	at Ottawa	L (53-13)
10-Aug	MONTREAL	W (31-25)
17-Aug	SASK.	W (9-3)
28-Aug	at Montreal	L (23-21)
2-Sep	TORONTO	L (18-15)
8-Sep	at Toronto	W (20-6)
18-Sep	CALGARY	L (35-14)
28-Sep	at Edmonton	W (31-7)
30-Sep	at B.C.	W (16-13)
5-Oct	WINNIPEG	W (23-13)
13-Oct	OTTAWA	L (36-23)
19-Oct	at Ottawa	L (27-24)
27-Oct	TORONTO	L (12-1)
2-Nov	at Montreal	T (21-21)

Home: 3-4-0 Away: 3-3-1
Hamilton: 262 points, Opponents: 292

East Semi: Toronto L (31-23)

1969 (8-5-1, .607) 3rd, East Division

Coach: **Joe Restic**

Date	Opponent	Results
31-Jul	at Toronto	W (34-28)
9-Aug	MONTREAL	T (22-22)
16-Aug	B.C.	W (25-0)
25-Aug	at Calgary	W (27-26)
1-Sep	OTTAWA	W (27-22)
10-Sep	at Winnipeg	W (17-7)
14-Sep	at Sask.	W (31-29)
21-Sep	MONTREAL	L (41-35)
30-Sep	EDMONTON	W (17-12)
4-Oct	at Ottawa	L (28-20)
13-Oct	TORONTO	L (17-7)

19-Oct	at Toronto	L (51-8)
26-Oct	at Montreal	L (25-9)
1-Nov	OTTAWA	W (28-7)

Home: 4-2-1 Away: 4-3-0
Hamilton: 307 points, Opponents: 315

East Semi: Toronto L (15-9)

1970 (8-5-1, .607) 1st, East Division

Coach: **Joe Restic**

Date	Opponent	Results
29-Jul	at Ottawa	W (17-15)
8-Aug	SASK.	L (23-22)
13-Aug	at Toronto	L (29-3)
22-Aug	WINNIPEG	W (27-6)
7-Sep	MONTREAL	W (17-12)
12-Sep	at Montreal	L (38-23)
16-Sep	CALGARY	W (39-18)
23-Sep	at B.C.	W (26-14)
26-Sep	at Edmonton	L (34-13)
4-Oct	TORONTO	L (33-14)
12-Oct	OTTAWA	W (24-17)
17-Oct	at Ottawa	W (22-15)
25-Oct	TORONTO	W (27-7)
1-Nov	at Montreal	T (18-18)

Home: 5-2-0 Away: 3-3-1
Hamilton: 292 points, Opponents: 279

East Final 1: Montreal	L (32-22)
East Final 2: Montreal	L (11-4)

1971 (7-7-0, .500) 1st, East Division

Coach: **A. Dorow**

Date	Opponent	Results
29-Jul	EDMONTON	W (17-15)
11-Aug	at Ottawa	W (20-17)
25-Aug	MONTREAL	L (12-8)
31-Aug	at Montreal	L (25-24)
6-Sep	TORONTO	W (30-17)
12-Sep	at Toronto	L (23-14)
18-Sep	MONTREAL	W (10-9)
26-Sep	OTTAWA	W (19-7)
3-Oct	at Calgary	L (17-1)
6-Oct	at Sask.	L (28-20)
11-Oct	B.C.	W (36-3)
17-Oct	at Winnipeg	L (18-4)
23-Oct	OTTAWA	L (40-16)
31-Oct	at Toronto	W (23-15)

Home: 5-2-0 Away: 2-5-0
Hamilton: 242 points, Opponents: 246

YEAR BY YEAR

GAME RESULTS

East Semi: Ottawa W (23-4)
 East Final 1: Toronto L (23-8)
 East Final 2: Toronto T (17-17)

1972 (11-3-0, .786) 1st, East Division

Coach: **Jerry Williams**

Date	Opponent	Results
31-Jul	SASK.	W (20-17)
8-Aug	B.C.	L (19-17)
11-Aug	at Edmonton	L (30-27)
19-Aug	MONTREAL	L (23-25)
24-Aug	at Montreal	W (25-12)
4-Sep	OTTAWA	W (17-16)
10-Sep	at Toronto	W (22-18)
16-Sep	at Ottawa	W (30-22)
24-Sep	TORONTO	W (41-14)
1-Oct	at Ottawa	W (25-20)
7-Oct	CALGARY	W (50-24)
14-Oct	at Montreal	W (31-26)
21-Oct	WINNIPEG	W (18-3)
5-Nov	TORONTO	W (26-16)

Home: 6-1-0 Away: 5-2-0
 Hamilton: 372 points, Opponents: 262

East Final 1: Ottawa L (19-7)
 East Final 2: Ottawa W (23-8)
 Grey Cup Sask. W (13-10)

1973 (7-7-0, .500) 4th, East Division

Coach: **Jerry Williams**

Date	Opponent	Results
1-Aug	MONTREAL	L (18-9)
7-Aug	at Montreal	L (21-14)
13-Aug	at Ottawa	W (25-16)
22-Aug	TORONTO	W (38-4)
3-Sep	B.C.	W (44-24)
9-Sep	at Toronto	L (16-7)
15-Sep	OTTAWA	L (21-19)
24-Sep	EDMONTON	L (22-17)
30-Sep	at Calgary	W (31-29)
3-Oct	at Winnipeg	W (21-18)
8-Oct	OTTAWA	L (16-13)
14-Oct	at Toronto	W (16-11)
28-Oct	at Sask.	L (34-25)
4-Nov	MONTREAL	W (25-13)

Home: 3-4-0 Away: 4-3-0
 Hamilton: 304 points, Opponents: 263

1974 (7-9-0, .438) 2nd, East Division

Coach: **Jerry Williams**

Date	Opponent	Results
24-Jul	at Montreal	L (20-12)
30-Jul	TORONTO	W (29-22)
6-Aug	at Ottawa	L (30-25)
14-Aug	at Toronto	L (17-16)
20-Aug	MONTREAL	W (11-7)
25-Aug	at Montreal	L (29-10)
2-Sep	OTTAWA	W (11-10)
7-Sep	at Ottawa	W (16-10)
11-Sep	CALGARY	W (27-0)
18-Sep	SASK.	W (23-10)
25-Sep	at Edmonton	L (31-29)
29-Sep	at B.C.	L (32-10)
6-Oct	OTTAWA	L (33-21)
14-Oct	WINNIPEG	L (19-12)
27-Oct	at Toronto	L (19-11)
3-Nov	TORONTO	W (26-24)

Home: 6-2-0 Away: 1-7-0
 Hamilton: 279 points, Opponents: 313

East Semi: Ottawa L (19-21)

1975 (5-10-1, .344) 3rd (tied with Toronto)

Coach: **Jerry Williams**

Date	Opponent	Results
23-Jul	MONTREAL	L (33-23)
30-Jul	OTTAWA	L (31-9)
5-Aug	at Montreal	W (15-8)
13-Aug	at Toronto	L (27-7)
19-Aug	MONTREAL	L (35-13)
1-Sep	TORONTO	W (20-11)
7-Sep	at Ottawa	L (56-31)
14-Sep	EDMONTON	L (17-3)
21-Sep	at Sask.	T (28-28)
24-Sep	at Winnipeg	L (34-32)
1-Oct	OTTAWA	L (16-11)
8-Oct	at Ottawa	L (31-4)
12-Oct	B.C.	W (14-8)
18-Oct	at Calgary	W (25-23)
25-Oct	at Toronto	L (27-23)
1-Nov	TORONTO	W (26-10)

Home: 3-5-0 Away: 2-5-1
 Hamilton: 284 points, Opponents: 395

East Semi: Montreal L (35-12)

1976 (8-8-0, .500) 2nd, East Division

Coach: **George Dickson**

Date	Opponent	Results
------	----------	---------



YEAR BY YEAR

GAME RESULTS

21-Jul	OTTAWA	L (42-16)
29-Jul	at B.C.	L (39-14)
7-Aug	SASK.	L (24-8)
12-Aug	at Montreal	W (12-11)
18-Aug	at Toronto	L (14-11)
25-Aug	CALGARY	W (18-11)
31-Aug	at Edmonton	L (5-1)
6-Sep	WINNIPEG	W (17-15)
12-Sep	at Toronto	L (31-22)
19-Sep	at Ottawa	W (28-21)
25-Sep	TORONTO	W (29-14)
3-Oct	at Montreal	W (26-19)
11-Oct	MONTREAL	L (34-9)
24-Oct	OTTAWA	L (48-10)
31-Oct	at Ottawa	W (25-6)
7-Nov	TORONTO	W (23-14)

Home: 4-4-0 Away: 4-4-0
Hamilton: 269 points, Opponents: 348

East Semi: Montreal W (23-0)
East Final: Ottawa L (17-15)

1977 (5-11-0, .344) 4th, East Division
Coach: **Bob Shaw**

Date	Opponent	Results
12-Jul	TORONTO	W (21-20)
19-Jul	at Calgary	L (13-11)
2-Aug	MONTREAL	L (21-11)
10-Aug	at Toronto	L (22-1)
16-Aug	at Ottawa	L (31-17)
24-Aug	EDMONTON	W (27-22)
30-Aug	at Winnipeg	L (20-19)
5-Sep	OTTAWA	L (33-18)
10-Sep	at Toronto	W (25-12)
18-Sep	at Sask.	L (38-17)
25-Sep	MONTREAL	W (20-19)
10-Oct	TORONTO	L (43-2)
15-Oct	at Ottawa	L (36-28)
23-Oct	B.C.	W (31-21)
29-Oct	at Montreal	L (18-11)
6-Nov	OTTAWA	L (25-24)

Home: 4-4-0 Away: 1-7-0
Hamilton: 283 points, Opponents: 394

1978 (5-10-1, .344) 3rd, East Division
Coach: **John Payne**

Date	Opponent	Results
12-Jul	at Toronto	L (34-22)
19-Jul	SASK.	W (27-23)
25-Jul	at Montreal	L (24-12)
1-Aug	at B.C.	T (22-22)

9-Aug	WINNIPEG	L (29-7)
15-Aug	at Ottawa	L (32-6)
23-Aug	OTTAWA	L (36-8)
4-Sep	TORONTO	W (19-16)
10-Sep	at Edmonton	L (56-16)
17-Sep	at Montreal	L (14-4)
23-Sep	MONTREAL	W (17-6)
9-Oct	OTTAWA	W (25-5)
14-Oct	at Toronto	L (21-7)
22-Oct	CALGARY	L (35-1)
28-Oct	at Ottawa	L (34-9)
5-Nov	TORONTO	W (23-16)

Home: 5-3-0 Away: 0-7-1
Hamilton: 225 points, Opponents: 403

East Semi: Montreal L (35-20)

1979 (6-10-0, .375) 3rd, East Division
Coach: **John Payne**

Date	Opponent	Results
11-Jul	at Ottawa	L (30-19)
18-Jul	TORONTO	L (18-11)
25-Jul	at Sask.	W (24-20)
1-Aug	MONTREAL	L (21-8)
8-Aug	at Toronto	L (25-0)
14-Aug	at Winnipeg	L (27-21)
21-Aug	B.C.	L (22-16)
3-Sep	OTTAWA	W (16-9)
8-Sep	at Ottawa	L (44-4)
16-Sep	MONTREAL	L (21-14)
23-Sep	EDMONTON	L (22-21)
29-Sep	at Toronto	W (17-16)
8-Oct	TORONTO	W (42-3)
14-Oct	at Calgary	W (26-16)
21-Oct	OTTAWA	W (21-3)
4-Nov	at Montreal	L (41-20)

Home: 3-5-0 Away: 3-5-0
Hamilton: 280 points, Opponents: 338

East Semi: Ottawa L (29-26)

1980 (8-7-1, .531) 1st, Eastern Division
Coach: **John Payne**

Date	Opponent	Results
15-Jul	OTTAWA	W (41-23)
22-Jul	at Montreal	L (17-14)
30-Jul	SASK.	L (19-18)
5-Aug	at Ottawa	W (13-3)
13-Aug	at Toronto	W (18-16)
20-Aug	WINNIPEG	L (34-13)
26-Aug	at B.C.	T (17-17)

YEAR BY YEAR

GAME RESULTS

1-Sep	TORONTO	W (23-2)
7-Sep	at Edmonton	L (53-18)
13-Sep	MONTREAL	L (25-14)
21-Sep	at Montreal	L (49-10)
28-Sep	OTTAWA	W (29-24)
13-Oct	CALGARY	W (30-28)
19-Oct	at Toronto	W (25-24)
25-Oct	at Ottawa	L (27-26)
2-Nov	TORONTO	W (23-16)

Home: 5-3-0 Away: 3-4-1
Hamilton: 332 points, Opponents: 337

East Final Montreal	W (24-13)
Grey Cup Edmonton	L (48-10)

1981 (11-4-1, .719) 1st, Eastern Division

Coach: **Frank Kush**

Date	Opponent	Results
5-Jul	at Winnipeg	W (33-23)
11-Jul	OTTAWA	W (47-10)
17-Jul	at Calgary	L (26-6)
25-Jul	TORONTO	W (57-13)
1-Aug	at Edmonton	L (41-5)
8-Aug	CALGARY	W (28-16)
16-Aug	at B.C.	W (37-23)
29-Aug	MONTREAL	W (16-11)
7-Sep	EDMONTON	T (34-34)
12-Sep	at Montreal	W (26-10)
20-Sep	WINNIPEG	W (25-13)
26-Sep	OTTAWA	W (30-16)
4-Oct	at Sask.	W (30-26)
12-Oct	SASK.	L (28-12)
25-Oct	B.C.	L (34-7)
31-Oct	at Toronto	W (21-11)

Home: 5-2-1 Away: 6-2-0
Hamilton: 414 points, Opponents: 335

East Final Ottawa	L (17-13)
-------------------	-----------

1982 (8-7-1, .531) 2nd, Eastern Division

Coach: **Bud Riley**

Date	Opponent	Results
10-Jul	at B.C.	L (51-34)
17-Jul	OTTAWA	W (20-14)
24-Jul	at Winnipeg	W (36-25)
31-Jul	CALGARY	L (30-12)
6-Aug	at Montreal	L (21-10)
13-Aug	TORONTO	W (37-27)
21-Aug	at Sask.	L (18-15)
6-Sep	MONTREAL	W (28-9)
10-Sep	at Toronto	W (30-25)

19-Sep	EDMONTON	L (32-14)
3-Oct	at Ottawa	W (18-13)
11-Oct	SASK.	T (24-24)
17-Oct	at Calgary	L (55-48)
24-Oct	B.C.	W (35-22)
30-Oct	at Edmonton	L (14-11)
7-Nov	WINNIPEG	W (24-21)

Home: 5-2-1 Away: 3-5-0
Hamilton: 396 points, Opponents: 401

East Semi: Ottawa	L (30-20)
-------------------	-----------

1983 (5-10-1, .344) 1st, Eastern Division

Coach: **Bud Riley / Al Bruno**

Date	Opponent	Results
9-Jul	EDMONTON	L (35-32)
16-Jul	at Sask.	W (50-19)
22-Jul	at Winnipeg	L (28-19)
30-Jul	B.C.	L (34-20)
6-Aug	at Toronto	W (31-18)
13-Aug	OTTAWA	W (24-22)
21-Aug	at Calgary	L (26-15)
5-Sep	MONTREAL	W (35-30)
11-Sep	at Edmonton	L (50-21)
18-Sep	TORONTO	L (50-16)
25-Sep	at Ottawa	L (29-25)
1-Oct	WINNIPEG	L (34-19)
15-Oct	SASK.	W (34-22)
22-Oct	at B.C.	L (41-16)
30-Oct	CALGARY	L (35-12)
6-Nov	at Montreal	T (21-21)

Home: 3-5-0 Away: 2-5-1
Hamilton: 389 points, Opponents: 495

East Semi: Ottawa	W (33-31)
East Final: Toronto	L (41-36)

1984 (6-9-1, .406) 2nd (tied with Montreal)

Coach: **Al Bruno**

Date	Opponent	Results
30-Jun	at Montreal	W (49-31)
8-Jul	SASK.	T (27-27)
14-Jul	at Ottawa	L (31-9)
20-Jul	at Calgary	L (23-18)
28-Jul	WINNIPEG	L (42-20)
12-Aug	TORONTO	L (30-22)
19-Aug	B.C.	L (19-11)
24-Aug	at Edmonton	L (35-14)
3-Sep	MONTREAL	W (30-11)
9-Sep	at B.C.	L (46-11)
15-Sep	at Winnipeg	L (48-16)



YEAR BY YEAR

GAME RESULTS

23-Sep	CALGARY	W (29-26)
7-Oct	EDMONTON	L (28-21)
14-Oct	at Sask.	W (31-8)
20-Oct	OTTAWA	W (20-14)
27-Oct	at Toronto	W (25-20)

Home: 3-4-1 Away: 3-5-0
Hamilton: 353 points, Opponents: 439

East Semi: Montreal	W (17-11)
East Final: Toronto	W (14-13)
Grey Cup: Winnipeg	L (47-17)

1985 (8-8-0, .500) 1st (tied with Montreal)

Coach: **Al Bruno**

Date	Opponent	Results
6-Jul	B.C.	L (42-8)
11-Jul	at Winnipeg	L (16-11)
26-Jul	TORONTO	L (35-10)
2-Aug	at Montreal	W (39-11)
10-Aug	at Sask.	L (33-29)
18-Aug	WINNIPEG	L (28-10)
24-Aug	at B.C.	L (21-11)
2-Sep	MONTREAL	W (19-16)
8-Sep	at Edmonton	L (27-17)
15-Sep	at Toronto	W (41-10)
22-Sep	OTTAWA	W (32-11)
29-Sep	at Calgary	W (30-13)
5-Oct	EDMONTON	L (17-12)
14-Oct	SASK.	W (51-14)
26-Oct	at Ottawa	W (36-4)
2-Nov	CALGARY	W (21-17)

Home: 4-4-0 Away: 4-4-0
Hamilton: 377 points, Opponents: 315

East Final: Montreal	W (50-26)
Grey Cup: B.C.	L (37-24)

1986 (9-8-1, .528) 2nd, Eastern Division

Coach: **Al Bruno**

Date	Opponent	Results
26-Jun	at Toronto	L (21-20)
3-Jul	OTTAWA	L (18-2)
12-Jul	WINNIPEG	W (28-11)
18-Jul	at Calgary	L (23-21)
25-Jul	B.C.	L (36-21)
7-Aug	at Winnipeg	L (36-30)
16-Aug	SASK.	W (23-21)
21-Aug	at Montreal	W (28-23)
1-Sep	MONTREAL	W (42-7)
7-Sep	at Toronto	L (25-23)
14-Sep	at Sask.	T (21-21)

21-Sep	CALGARY	W (20-15)
27-Sep	at Ottawa	W (31-11)
4-Oct	EDMONTON	L (24-23)
10-Oct	at Edmonton	L (28-9)
18-Oct	at B.C.	W (23-17)
26-Oct	TORONTO	W (20-10)
7-Nov	OTTAWA	W (20-19)

Home: 6-3-0 Away: 3-5-1
Hamilton: 405 points, Opponents: 366

East Final 1: Toronto	L (31-17)
East Final 2: Toronto	W (42-25)
Grey Cup: Edmonton	W (39-15)

1987 (7-11-0, .389) 3rd, Eastern Division

Coach: **Al Bruno**

Date	Opponent	Results
26-Jun	at Ottawa	L (36-32)
5-Jul	EDMONTON	L (36-33)
12-Jul	at Edmonton	W (40-30)
17-Jul	TORONTO	L (30-27)
26-Jul	at Sask.	W (28-25)
31-Jul	B.C.	W (21-20)
14-Aug	WINNIPEG	W (26-14)
21-Aug	at Toronto	W (28-25)
29-Aug	OTTAWA	W (28-23)
7-Sep	TORONTO	L (25-19)
20-Sep	at Toronto	L (39-29)
27-Sep	CALGARY	L (33-17)
4-Oct	at Winnipeg	L (47-14)
11-Oct	SASK.	L (23-20)
17-Oct	at B.C.	L (25-11)
24-Oct	at Ottawa	W (28-2)
1-Nov	CALGARY	L (34-33)
6-Nov	at Calgary	L (42-36)

Home: 3-6-0 Away: 4-5-0
Hamilton: 470 points, Opponents: 509

East Semi: Toronto	L (29-13)
--------------------	-----------

1988 (9-9-0, .500) 2nd, (tied with Winnipeg)

Coach: **Al Bruno**

Date	Opponent	Results
16-Jul	TORONTO	W (29-24)
21-Jul	at Winnipeg	L 921-9)
30-Jul	at Calgary	W 945-20)
5-Aug	CALGARY	L (38-14)
12-Aug	EDMONTON	W (22-14)
16-Aug	at Toronto	L (19-5)
27-Aug	OTTAWA	W (51-24)
1-Sep	at Ottawa	W (46-20)

YEAR BY YEAR

GAME RESULTS

5-Sep	TORONTO	W (56-28)	20-Aug	at B.C.	W (36-34)
11-Sep	at Edmonton	L (37-13)	25-Aug	SASK.	L (46-33)
18-Sep	OTTAWA	W (35-25)	3-Sep	OTTAWA	L (40-17)
25-Sep	at Sask.	L (26-24)	9-Sep	at Winnipeg	L (29-18)
1-Oct	B.C.	L (24-23)	15-Sep	TORONTO	L (939-16)
7-Oct	at B.C.	L (25-21)	22-Sep	B.C.	L (34-4)
16-Oct	WINNIPEG	L (35-29)	29-Sep	at Toronto	L (60-39)
21-Oct	SASK.	W (24-21)	8-Oct	EDMONTON	W (25-23)
29-Oct	at Ottawa	W (23-15)	14-Oct	at Ottawa	W (37-33)
6-Nov	at Toronto	L (49-9)	21-Oct	CALGARY	L (48-42)
			28-Oct	at Edmonton	L (25-15)
			4-Nov	at Winnipeg	L (32-15)

Home: 6-3-0 Away: 3-6-0
Hamilton: 478 points, Opponents: 465

Home: 3-6-0 Away: 3-6-0
Hamilton: 476 points, Opponents: 628

East Semi: Winnipeg L (35-28)

1989 (12-6-0, .667) 1st, Eastern Division

Coach: **Al Bruno**

Date	Opponent	Results
12-Jul	at Toronto	W (24-15)
20-Jul	WINNIPEG	W (28-22)
28-Jul	at Sask.	W (34-17)
4-Aug	B.C.	W (44-38)
10-Aug	at Calgary	L (40-8)
18-Aug	SASK.	W (46-40)
23-Aug	at Edmonton	L (37-14)
28-Aug	CALGARY	L (34-22)
4-Sep	TORONTO	W (23-18)
10-Sep	at Ottawa	L (40-23)
17-Sep	OTTAWA	W (52-34)
22-Sep	at Winnipeg	W (20-19)
29-Sep	EDMONTON	L (33-12)
6-Oct	at B.C.	L (46-27)
15-Oct	WINNIPEG	W (29-21)
22-Oct	at Ottawa	W (32-22)
29-Oct	TORONTO	W (45-14)
4-Nov	at Toronto	W (36-27)

Home: 7-2-0 Away: 5-4-0
Hamilton: 519 points, Opponents: 517

East Final: Winnipeg W (14-10)
Grey Cup: Sask. L (43-40)

1990 (6-12-0, .333) 4th, Eastern Division

Coach: **Al Bruno / David Beckman**

Date	Opponent	Results
12-Jul	at Sask.	L (38-35)
19-Jul	OTTAWA	W (29-26)
28-Jul	TORONTO	L (41-29)
3-Aug	at Calgary	L (40-35)
9-Aug	at Ottawa	W (31-30)
15-Aug	WINNIPEG	W (20-10)

1991 (3-15-0, .167) 4th, Eastern Division

Coach: **David Beckman / John Gregory**

Date	Opponent	Results
13-Jul	WINNIPEG	L (23-9)
18-Jul	at Toronto	L (41-18)
26-Jul	at Sask.	L (52-16)
2-Aug	CALGARY	L (21-11)
10-Aug	EDMONTON	L (38-13)
16-Aug	at Winnipeg	L (25-24)
24-Aug	OTTAWA	L (24-19)
29-Aug	at Ottawa	L (38-14)
2-Sep	TORONTO	W (48-24)
7-Sep	at Toronto	L (52-25)
14-Sep	OTTAWA	L (33-26)
22-Sep	at Calgary	L (28-17)
28-Sep	B.C.	L (33-27)
4-Oct	at Edmonton	L (18-17)
14-Oct	SASK.	W (42-21)
19-Oct	at Winnipeg	L (68-14)
27-Oct	TORONTO	L (39-34)
2-Nov	at B.C.	W (26-17)

Home: 2-7-0 Away: 1-8-0
Hamilton: 400 points, Opponents: 599

1992 (11-7-0, .611) 1st, Eastern Division

Coach: **John Gregory**

Date	Opponent	Results
9-Jul	WINNIPEG	L (36-33)
16-Jul	at Calgary	L (34-22)
23-Jul	at Toronto	W (39-30)
30-Jul	SASK.	W (38-24)
6-Aug	at B.C.	W (27-25)
12-Aug	EDMONTON	L (30-28)
19-Aug	WINNIPEG	W (21-20)
27-Aug	at Winnipeg	W (37-35)
7-Sep	TORONTO	W (27-24)



YEAR BY YEAR

GAME RESULTS

13-Sep	at Ottawa	L (44-31)
19-Sep	OTTAWA	L (54-25)
25-Sep	at Edmonton	W (26-25)
3-Oct	B.C.	W (34-20)
11-Oct	at Sask.	W (44-6)
18-Oct	at Winnipeg	L (24-15)
25-Oct	OTTAWA	L (31-9)
1-Nov	CALGARY	W (32-17)
8-Nov	at Toronto	W (48-35)

Home: 5-4-0 Away: 6-3-0
Hamilton: 536 points, Opponents: 514

East Semi: Ottawa	W (29-28)
East Final: Winnipeg	L (59-11)

1993 (6-12-0, .333) 2nd, Eastern Division

Coach: John Gregory

Date	Opponent	Results
10-Jul	SACRAMENTO	(30-14)
16-Jul	at Ottawa	W (21-20)
22-Jul	at Toronto	W (25-9)
29-Jul	WINNIPEG	L (40-11)
6-Aug	SASK.	L (37-10)
14-Aug	at Sacramento	L (46-10)
20-Aug	CALGARY	L (31-12)
25-Aug	at Edmonton	L (46-8)
28-Aug	at Winnipeg	L (35-11)
6-Sep	TORONTO	W (23-21)
11-Sep	at B.C.	L (55-25)
17-Sep	EDMONTON	W (34-10)
24-Sep	at Calgary	L (26-3)
2-Oct	at Winnipeg	L (61-10)
11-Oct	TORONTO	W (28-20)
17-Oct	at Sask.	L (33-10)
24-Oct	B.C.	L (36-19)
7-Nov	OTTAWA	L (26-26)

Home: 4-5-0 Away: 2-7-0
Hamilton: 316 points, Opponents: 567

East Semi: Ottawa	W (21-10)
East Final: Winnipeg	L (20-19)

1994 (4-14-0, .222) 4th (tied with Ottawa)

Coach: John Gregory

Date	Opponent	Results
9-Jul	at Edmonton	L (26-11)
14-Jul	SACRAMENTO	L (25-22)
21-Jul	at B.C.	L (42-25)
28-Jul	OTTAWA	L 953-25)
5-Aug	SHREVEPORT	W (38-15)
10-Aug	at Baltimore	L (30-15)

20-Aug	at Shreveport	W (30-26)
27-Aug	BALTIMORE	L (28-17)
5-Sep	TORONTO	L (31-19)
10-Sep	at Ottawa	W (28-18)
17-Sep	WINNIPEG	L (38-21)
24-Sep	at Las Vegas	L (25-21)
2-Oct	at Toronto	L (39-36)
9-Oct	EDMONTON	L (33-32)
16-Oct	CALGARY	W (27-24)
22-Oct	at Winnipeg	L (46-44)
30-Oct	at Calgary	L (47-10)
6-Nov	SASK.	L (16-14)

Home: 2-7-0 Away: 2-7-0
Hamilton: 435 points, Opponents: 562

1995 (8-10-0, .444) 4th, Eastern Division

Coach: Don Sutherland

Date	Opponent	Results
30-Jun	at Sask.	W (37-16)
8-Jul	BIRMINGHAM	W (31-13)
15-Jul	at Birmingham	L (51-28)
24-Jul	MEMPHIS	L (23-21)
28-Jul	EDMONTON	L (26-18)
3-Aug	at Toronto	W (20-16)
11-Aug	SHREVEPORT	W (30-20)
19-Aug	SAN ANTONIO	W (35-31)
25-Aug	at Winnipeg	W (36-33)
2-Sep	BALTIMORE	L (41-14)
9-Sep	TORONTO	W (33-27)
16-Sep	at B.C.	L (49-14)
23-Sep	at San Antonio	L (45-7)
29-Sep	WINNIPEG	L (24-20)
7-Oct	at Shreveport	L (26-14)
15-Oct	B.C.	W (43-14)
21-Oct	at Ottawa	L (30-9)
29-Oct	at Baltimore	L (24-17)

Home: 5-4-0 Away: 3-6-0
Hamilton: 427 points, Opponents: 509

North Semi: Calgary L (31-13)

1996 (8-10-0, .444) 3rd, Eastern Division

Coach: Don Sutherland

Date	Opponent	Results
28-Jun	OTTAWA	W (35-23)
4-Jul	at Toronto	W (38-36)
14-Jul	SASK.	W (27-24)
20-Jul	at Calgary	L (40-22)
27-Jul	at B.C.	W (28-24)
2-Aug	B.C.	L (30-25)
7-Aug	at Montreal	L (29-22)

YEAR BY YEAR

GAME RESULTS

16-Aug	CALGARY	L (47-10)
23-Aug	at Edmonton	L (35-8)
2-Sep	TORONTO	L (38-7)
8-Sep	at Winnipeg	L (33-15)
15-Sep	EDMONTON	W (20-14)
22-Sep	at Ottawa	W (24-21)
29-Sep	MONTREAL	W (39-38)
6-Oct	at Sask.	L (37-26)
18-Oct	WINNIPEG	W (25-15)
25-Oct	at Montreal	L (45-41)
2-Nov	TORONTO	L (47-14)

Home: 5-4-0 Away: 3-6-0
Hamilton: 426 points, Opponents: 576

East Semi: Montreal L (22-11)

27-Aug	B.C.	W (18-8)
7-Sep	TORONTO	W (26-7)
13-Sep	at Montreal	W (30-9)
20-Sep	MONTREAL	T (31-31)
27-Sep	at B.C.	L (34-31)
4-Oct	WINNIPEG	W (35-21)
11-Oct	CALGARY	L (35-18)
16-Oct	at Sask.	W (34-31)
23-Oct	at Toronto	W (45-8)
1-Nov	MONTREAL	L (22-11)

Home: 6-2-1 Away: 6-3-0
Hamilton: 503 points, Opponents: 351

East Final Montreal W (22-20)
Grey Cup: Calgary L (26-24)

1997 (2-16-0, .111) 4th, Eastern Division
Coach: **Don Sutherland / Urban Bowman**

Date	Opponent	Results
27-Jun	at Montreal	L (27-17)
6-Jul	TORONTO	L (20-15)
11-Jul	WINNIPEG	L (33-18)
17-Jul	at Toronto	L (27-20)
25-Jul	at Winnipeg	W (36-21)
2-Aug	B.C.	L (42-24)
8-Aug	SASK.	L (30-20)
16-Aug	at Montreal	L (36-26)
21-Aug	at Edmonton	L (28-24)
1-Sep	TORONTO	L (46-3)
6-Sep	MONTREAL	L (38-18)
14-Sep	at Toronto	L (34-9)
21-Sep	CALGARY	L (25-21)
26-Sep	at B.C.	L (34-33)
5-Oct	WINNIPEG	W (27-25)
13-Oct	at Calgary	L (31-13)
19-Oct	at Sask.	L (22-19)
25-Oct	EDMONTON	L (30-19)

Home: 1-8-0 Away: 1-8-0
Hamilton: 362 points, Opponents: 549

1998 (12-5-1, .694) 1st, Eastern Division
Coach: **Ron Lancaster**

Date	Opponent	Results
1-Jul	at Calgary	L (21-20)
8-Jul	WINNIPEG	W (33-13)
17-Jul	at Winnipeg	W (29-7)
23-Jul	at Montreal	W (23-21)
30-Jul	SASK.	W (26-8)
7-Aug	at Edmonton	W (39-10)
13-Aug	EDMONTON	W (48-23)
20-Aug	at Toronto	L (42-6)

1999 (11-7-0, .611) 2nd, East Division
Coach: **Ron Lancaster**

Date	Opponent	Results
8-Jul	at Winnipeg	W (39-9)
16-Jul	MONTREAL	L (22-16)
23-Jul	at Toronto	L (24-21)
29-Jul	EDMONTON	W (54-8)
5-Aug	SASK.	W (63-17)
12-Aug	at Montreal	L (24-17)
19-Aug	B.C.	L (38-33)
27-Aug	at Edmonton	W (30-23)
6-Sep	TORONTO	W (35-28)
12-Sep	at Montreal	L (52-19)
18-Sep	WINNIPEG	W (65-15)
25-Sep	MONTREAL	W (39-13)
1-Oct	at Calgary	L (21-17)
10-Oct	at Winnipeg	W (43-16)
16-Oct	TORONTO	W (18-2)
24-Oct	at Sask.	W (42-12)
30-Oct	at B.C.	L (26-21)
6-Nov	CALGARY	W (31-28)

Home: 7-2-1 Away: 4-5-0
Hamilton: 603 points, Opponents: 378

East Semi: Toronto W (27-6)
East Final: Montreal W (27-26)
Grey Cup: Calgary W (32-21)

2000 (9-9-0-2, .556) 2nd, East Division
Coach: **Ron Lancaster**

Date	Opponent	Results
7-Jul	B.C.	L (33-26 OT)
14-Jul	at Edmonton	W (28-21)
21-Jul	SASK.	W (40-34)
28-Jul	at Toronto	W (23-17)



YEAR BY YEAR

GAME RESULTS

4-Aug	EDMONTON	L (16-10)
11-Aug	at Sask.	W (29-23)
18-Aug	MONTREAL	W (37-26)
25-Aug	at Winnipeg	L (38-33)
4-Sep	TORONTO	W (42-12)
10-Sep	at Montreal	W (15-9)
16-Sep	at Calgary	L (41-38 OT)
23-Sep	WINNIPEG	W (43-6)
30-Sep	MONTREAL	L (32-16)
7-Oct	at Toronto	L (29-12)
13-Oct	TORONTO	L (32-8)
20-Oct	at Winnipeg	L (27-24)
28-Oct	at B.C.	L (28-22)
5-Nov	CALGARY	W (24-22)

Home: 5-4-0-1 Away: 4-5-0-1
Hamilton: 470 points, Opponents: 446

East Semi: Winnipeg L (22-20)

2001 (11-7-0-0, .611) 2nd, East Division

Coach: **Ron Lancaster**

Date	Opponent	Results
6-Jul	at Sask.	L (30-28)
12-Jul	B.C.	W (26-5)
20-Jul	at Toronto	W (24-18)
26-Jul	WINNIPEG	W (24-19)
2-Aug	EDMONTON	L (24-14)
10-Aug	at Montreal	L (27-17)
16-Aug	WINNIPEG	L (20-17)
24-Aug	at Edmonton	W (20-12)
3-Sep	TORONTO	W (26-13)
8-Sep	at Winnipeg	L (31-63)
22-Sep	CALGARY	W (29-26)
30-Sep	MONTREAL	W (21-20)
8-Oct	at Calgary	W (35-33)
14-Oct	at Winnipeg	L (24-17)
21-Oct	SASK.	W (30-24)
28-Oct	at Montreal	W (38-18)
3-Nov	TORONTO	W (31-20)
6-Nov	at B.C.	L (24-12)

Home: 7-2-0-0 Away: 4-5-0-0
Hamilton: 440 points, Opponents: 420

East Semi: Montreal W (24-12)
East Final: Winnipeg L (28-13)

2002 (7-11-0-0, .611) 2nd, East Division

Coach: **Ron Lancaster**

Date	Opponent	Results
29-Jun	B.C.	W (27-15)
5-Jul	at Winnipeg	L (24-15)

12-Jul	CALGARY	W (34-31)
18-Jul	at B.C.	L (51-21)
25-Jul	at Ottawa	L (38-37)
1-Aug	SASK.	W (34-31)
7-Aug	at Edmonton	L (33-5)
11-Aug	at Sask.	L (30-14)
22-Aug	OTTAWA	W (30-9)
2-Sep	TORONTO	W (22-13)
8-Sep	at Montreal	L (32-30)
15-Sep	MONTREAL	W (35-28)
22-Sep	at Toronto	L (28-21)
29-Sep	EDMONTON	L (34-33)
4-Oct	at Calgary	L (43-5)
14-Oct	at Toronto	L (28-27)
20-Oct	at Montreal	W (29-26)
27-Oct	WINNIPEG	L (28-7)

Home: 6-2-0-0 Away: 1-9-0-0
Hamilton: 426 points, Opponents: 522

2003 (1-17-0-0, .055) 4th East Division

Coach: **Ron Lancaster**

Date	Opponent	Results
20-Jun	OTTAWA	L (27-17)
30-Jun	at Toronto	L (49-8)
5-Jul	EDMONTON	L (37-20)
11-Jul	CALGARY	L (17-11)
16-Jul	at Edmonton	L (52-15)
20-Jul	at Sask.	L (42-9)
2-Aug	WINNIPEG	L (37-20)
8-Aug	at Montreal	L (30-17)
16-Aug	MONTREAL	L (28-10)
22-Aug	at B.C.	L (47-25)
1-Sep	TORONTO	L (19-11)
6-Sep	at Ottawa	L (45-28)
12-Sep	SASK.	W (27-24 OT)
16-Sep	at Toronto	L (24-14)
27-Sep	MONTREAL	L (30-17)
3-Oct	at Calgary	L (32-12)
10-Oct	at Winnipeg	L (14-9)
18-Oct	B.C.	L (29-23)

Home: 1-8-0-0 Away: 0-9-0-0
Hamilton: 293 points, Opponents: 583

2004 (9-8-1, .529) 3rd, East Division

Coach: **Greg Marshall**

Date	Opponent	Results
18-Jun	at B.C.	W (38-36)
25-Jun	WINNIPEG	W (32-22)
4-Jul	at Calgary	W (41-34)
10-Jul	TORONTO	L (34-6)
17-Jul	at Edmonton	L (51-30)

YEAR BY YEAR

GAME RESULTS

23-Jul	MONTREAL	L (34-14)
31-Jul	at Sask.	L (33-24)
13-Aug	B.C.	L (49-11)
19-Aug	at Ottawa	W (31-19)
27-Aug	CALGARY	W (26-7)
6-Sep	TORONTO	T (30-30)
12-Sep	at Montreal	L (47-18)
19-Sep	SASK.	L (32-30)
1-Oct	EDMONTON	W (30-27)
8-Oct	at Winnipeg	W (20-13)
15-Oct	OTTAWA	W (20-17) OT
21-Oct	at Toronto	L (38-31)
30-Oct	at Ottawa	W (24-19)

Home: 4-4-1 Away: 5-4-0
Hamilton 456 points, Opponents 542

East Semi: at Toronto L (24-6)

2005 (5-13 .277) 4th, East Division

Coach: **Greg Marshall**

Date	Opponent	Results
22-Jun	at Montreal	L (31-21)
2-Jul	SASK.	L (23-21)
17-Jul	at Sask.	L (32-13)
23-Jul	BC	L (28-22)
30-Jul	at Edmonton	L (36-30)
6-Aug	OTTAWA	L (28-12)
13-Aug	at Winnipeg	L (44-14)
19-Aug	at BC	L (39-15)
26-Aug	WINNIPEG	W (41-39)
5-Sep	TORONTO	W (33-30)
10-Sep	at Toronto	L (48-0)
17-Sep	CALGARY	L (39-17)
30-Sep	EDMONTON	W (40-14)
7-Oct	at Ottawa	L (43-21)
14-Oct	at Calgary	L (34-17)
21-Oct	OTTAWA	W (40-32)
27-Oct	at Toronto	L (34-11)
4-Nov	MONTREAL	W (15-9)

Home: 5-4 Away: 0-9
Hamilton 383 points, Opponents 583

2006 (4-14 .222) 4th, East Division

Coach: **Greg Marshall / Ron Lancaster**

Date	Opponent	Results
17-Jun	at Toronto	L (27-17)
24-Jun	MONTREAL	L (32-14)
29-Jun	at Calgary	L (23-22)
6-Jul	at Montreal	L (27-21)
14-Jul	CALGARY	W (20-17)
20-Jul	at Montreal	L (41-38)

28-Jul	WINNIPEG	L (29-0)
4-Aug	at Winnipeg	W (26-11)
12-Aug	TORONTO	L (20-2)
19-Aug	at Sask.	L (46-15)
26-Aug	SASK.	L (51-8)
4-Sep	TORONTO	L (40-6)
9-Sep	at Toronto	L (11-9)
16-Sep	EDMONTON	W (27-22)
22-Sep	at Edmonton	W (20-18)
30-Sep	B.C.	L (28-8)
15-Oct	WINNIPEG	L (29-22)
21-Oct	at B.C.	L (23-17)

Home: 2-7 Away: 2-7
Hamilton 292 points, Opponents 495

2007 (3-15 .167) 4th, East Division

Coach: **Charlie Taaffe**

Date	Opponent	Results
30-Jun	at Calgary	L (37-9)
7-Jul	TORONTO	L (30-5)
14-Jul	MONTREAL	L (29-20)
19-Jul	at B.C.	L (22-18)
27-Jul	at Winnipeg	L (36-18)
3-Aug	WINNIPEG	W (43-22)
11-Aug	at Edmonton	L (19-17)
25-Aug	at Montreal	L (27-9)
3-Sep	TORONTO	L (32-14)
8-Sep	at Toronto	L (35-22)
15-Sep	WINNIPEG	L (34-4)
21-Sep	CALGARY	W (24-20)
29-Sep	at Winnipeg	L (21-19)
8-Oct	at Montreal	L (27-19)
14-Oct	SASK.	L (40-23)
21-Oct	at Sask.	L (38-11)
26-Oct	B.C.	L (27-19)
3-Nov	EDMONTON	W (21-19)

Home: 3-6 Away: 0-9
Hamilton 315 points, Opponents 514

2008 (3-15 .167) 4th, East Division

Coach: **Charlie Taaffe / Marcel Bellefeuille**

Date	Opponent	Results
26-Jun	MONTREAL	L (33-10)
3-Jul	at Toronto	W (32-13)
12-Jul	SASK.	L (33-28)
17-Jul	at Calgary	L (43-16)
25-Jul	EDMONTON	L (19-13)
31-Jul	at Montreal	L (40-33)
7-Aug	TORONTO	W (45-21)
14-Aug	at Winnipeg	L (37-24)
1-Sep	TORONTO	L (34-31)



YEAR BY YEAR

GAME RESULTS

6-Sep	B.C.	L (35-12)
13-Sep	at Edmonton	L (38-33)
19-Sep	WINNIPEG	L (25-23)
27-Sep	at B.C.	L (35-12)
4-Oct	MONTREAL	W (44-38)
13-Oct	at Montreal	L (42-11)
19-Oct	at Sask.	L (30-29)
24-Oct	CALGARY	L (28-17)
1-Nov	at Winnipeg	L (44-30)

Home: 2-8 Away: 1-8
Hamilton 441 points, Opponents 593

2009 (9-9 .500) 2nd, East Division
Coach: **Marcel Bellefeuille**

Date	Opponent	Results
1-Jul	TORONTO	L (30-17)
10-Jul	at B.C.	W (31-28)
18-Jul	WINNIPEG	W (25-13)
23-Jul	at Montreal	L (21-8)
31-Jul	B.C.	W (30-18)
8-Aug	EDMONTON	W (28-21)
16-Aug	at Sask.	L (33-23)
29-Aug	at Edmonton	L (31-30)
7-Sep	TORONTO	W (34-15)
11-Sep	at Toronto	L (25-22)
18-Sep	CALGARY	W (24-17)
25-Sep	MONTREAL	L (42-8)
3-Oct	at Calgary	L (15-14)
12-Oct	WINNIPEG	L (38-28)
18-Oct	at Montreal	L (41-38)
23-Oct	at Toronto	W (26-17)
31-Oct	SASK.	W (24-6)
8-Nov	at Winnipeg	W (39-17)

Home: 6-3 Away: 3-6
Hamilton 449 points, Opponents 428

2010 (9-9 .500) 2nd, East Division
Coach: **Marcel Bellefeuille**

Date	Opponent	Results
2-Jul	at Winnipeg	L (49-29)
10-Jul	CALGARY	L (23-22)
16-Jul	WINNIPEG	W (28-7)
22-Jul	at Montreal	L (34-7)
31-Jul	at Sask.	L (37-24)
7-Aug	WINNIPEG	W (29-22)
13-Aug	at Winnipeg	W (39-28)
20-Aug	at Toronto	W (16-12)
6-Sep	TORONTO	W (28-13)
11-Sep	MONTREAL	L (27-6)
18-Sep	at BC	W (35-32)
25-Sep	SASK.	L (32-25)

3-Oct	at Edmonton	L (37-35)
8-Oct	EDMONTON	W (36-11)
15-Oct	at Toronto	W (30-3)
22-Oct	MONTREAL	W (40-3)
29-Oct	at Calgary	L (55-24)
6-Nov	BC	L (23-21)

Home: 5-4 Away: 4-5
Hamilton 481, Opponents 450

2011 (8-10 .444) 3rd, East Division
Coach: **Marcel Bellefeuille**

Date	Opponent	Results
1-Jul	WINNIPEG	L (24-16)
9-Jul	at Edmonton	L (28-10)
16-Jul	SASK.	W (33-3)
22-Jul	at B.C.	W (39-31)
29-Jul	MONTREAL	W (34-26)
6-Aug	at Calgary	L (32-20)
13-Aug	TORONTO	W (37-32)
26-Aug	at Winnipeg	L (30-27)
5-Sep	MONTREAL	W(44-21)
11-Sep	at Montreal	L (43-13)
16-Sep	EDMONTON	L (38-23)
25-Sep	CALGARY	W (55-36)
1-Oct	at Toronto	W (27-12)
7-Oct	WINNIPEG	L (33-17)
16-Oct	at Montreal	L (27-25)
22-Oct	B.C.	W (42-10)
29-Oct	at Sask.	L (19-3)
3-Nov	at Toronto	L (33-16)

Home: 6-3 Away: 2-7
Hamilton 481, Opponents 478

CLUB DIRECTORY

VETERAN PLAYERS

FIRST YEAR PLAYERS

GAME RECAP

RECORDS

HISTORY

**PROUD
PARTNER
OF THE
HAMILTON
TIGER-CATS**



Coors
LIGHT
COLD CERTIFIED



HITCHCOCK

42

MONTFORD

53

The Final Season of Ivor Wynne Stadium



ticats.ca